



NANKANG TYRE CITYCAR CUP CHAMPIONSHIP



BRSCC TCR UK Race Weekend
Donington Park National
10th September 2023



Timing & Results Provided by Timing Solutions Ltd

www.tsl-timing.com

TCR UK Race Weekend - Donington Park - 9th/10th Sept 2023



BRSCC CityCar Cup Championship



QUALIFYING - RACE 9 - CLASSIFICATION

POS	NO	CL	PIC NAME	ENTRY	TIME	ON	LAPS	GAP	DIFF	MPH
1	23*	NOV	1 Joe MOSS	Citroen C1	1:34.332	5	9			75.52
2	3*		1 Elliot LETTIS	Peugeot 107	1:34.618	10	10	0.286	0.286	75.29
3	18*		2 Stuart BLISS	Toyota Aygo	1:34.625	9	10	0.293	0.007	75.29
4	21*		3 Christopher MACKENZIE	Citroen C1	1:34.820	6	9	0.488	0.195	75.13
5	111*	G	1 Richard BLISS	Toyota Aygo	1:35.056	6	9	0.724	0.236	74.95
6	27*	NOV	2 Joshua JACKSON	Citroen C1	1:35.404	5	9	1.072	0.348	74.67
7	57*	SMC	1 Jack WHEELER	Citroen C1	1:35.431	8	9	1.099	0.027	74.65
8	91	SMC	2 Liam BROWNING	Citroen C1	1:35.520	8	9	1.188	0.089	74.58
9	115*		4 Bradley PORTER	Citroen C1	1:35.610	6	9	1.278	0.090	74.51
10	65*	SMC	3 Richard JEPP	Peugeot 107	1:36.042	8	9	1.710	0.432	74.18
11	72	SMC (N) (G)	1 Haydn PAYNE	Toyota Aygo	1:36.494	7	9	2.162	0.452	73.83
12	33	G	2 Patrick BOOTH	Citroen C1	1:36.580	8	9	2.248	0.086	73.76
13	43	NOV (G)	1 Will HOPKINS	Citroen C1	1:36.820	9	9	2.488	0.240	73.58
14	37		5 Ian HOWARD	Citroen C1	1:36.981	9	9	2.649	0.161	73.46
15	46		6 Craig FLYNN	Citroen C1	1:37.153	9	9	2.821	0.172	73.33
16	64*		7 Bob BANNISTER	Toyota Aygo	1:37.188	9	9	2.856	0.035	73.30
17	88		8 Richard SNUGGS	Citroen C1	1:37.211	6	9	2.879	0.023	73.29
18	30		9 Adam REYNOLDS	Peugeot 107	1:37.217	6	9	2.885	0.006	73.28
19	210	NOV	3 Luis TORRES	Citroen C1	1:37.380	3	9	3.048	0.163	73.16
20	221*	G	3 Charles MACKENZIE	Citroen C1	1:37.506	9	9	3.174	0.126	73.06
21	310*		10 John NICHOLSON	Peugeot 107	1:37.591	9	9	3.259	0.085	73.00
22	14		11 Dominic FLETCHER	Citroen C1	1:37.623	4	8	3.291	0.032	72.98
23	36	NOV	4 Prem GHINDE	Citroen C1	1:37.625	9	9	3.293	0.002	72.97
24	41	NOV	5 Alex FODEN	Citroen C1	1:37.697	8	9	3.365	0.072	72.92
25	97	NOV	6 Alistair MEIRING	Citroen C1	1:37.852	8	9	3.520	0.155	72.81
26	17	NOV	7 Harvey BLAKE-JONES	Citroen C1	1:37.868	6	9	3.536	0.016	72.79
27	73*		12 Andrew PAYNE	Peugeot 107	1:38.281	9	9	3.949	0.413	72.49
28	174	SMC	4 Emilia VINCENT	Toyota Aygo	1:38.335	5	9	4.003	0.054	72.45
29	49*	SMC (N)	1 James SMITH	Citroen C1	1:39.181	8	9	4.849	0.846	71.83
30	12	SMC (N)	2 Arthur SIMONDET	Citroen C1	1:39.300	2	2	4.968	0.119	71.74
31	5	NOV (G)	2 David WILLIAMS	Citroen C1	1:44.229	4	8	9.897	4.929	68.35

*Car 49 requires a working transponder - Regulation Q12.8.1 refers.

No. 3, 23, 27, 57, 64, 65, 111, 115, 310 - 1 Lap time disallowed; exceeding track limits.

No. 18, 73, 221 - 2 Lap times disallowed; exceeding track limits.

No. 21 - 3 Lap times disallowed; exceeding track limits.

Weather / Track : Bright / Dry

These results are provisional until the conclusion of any judicial and technical matters.

Donington Park National: 1.9790 miles

Date: 10/09/2023 Start: 09:33 Finish: 09:48

Clerk Of Course : Graham Lindley	Stewards :	Timekeeper : Richard Lomax
----------------------------------	------------	----------------------------

Results can be found at www.tsl-timing.com

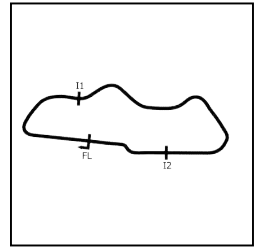
Printed - 09:54 Sunday, 10 September 2023



TCR UK Race Weekend - Donington Park - 9th/10th Sept 2023

BRSCC CityCar Cup Championship

QUALIFYING - RACE 9 - SECTOR ANALYSIS



SECTOR 1 = FL to I1, SECTOR 2 = I1 to I2, SECTOR 3 = I2 to FL, DIFF = Difference To Personal Best Lap, P = Crossed Finish Line in Pit Lane, D = Time Disallowed

P1		23 NOV		Joe MOSS		Citroen C1	
IDEAL LAP TIME : 1:34.194		BEST LAP TIME : 1:34.332		DIFFERENCE : 0.138			
LAP	SECTOR 1	SECTOR 2	SECTOR 3	LAP TIME	MPH	DIFF	TIME OF DAY
1 -	31.277	54.473	17.225	1:42.975	69.18	8.643	09:35:30.711
2 -	28.517	50.229	17.013	1:35.759	74.40	1.427	09:37:06.470
3 -	28.198	50.693	16.636	1:35.527	74.58	1.195	09:38:41.997
4 -	28.131	49.824	16.646	1:34.601 (2)	75.31	0.269	09:40:16.598
5 -	28.034	49.623	16.675	1:34.332 (1)	75.52		09:41:50.930
6 -	27.935	52.256	18.633	1:38.824 D	72.09	4.492	09:43:29.754
7 -	28.107	49.888	17.254	1:35.249 (3)	74.80	0.917	09:45:05.003
8 -	30.801	54.091	18.440	1:43.332	68.94	9.000	09:46:48.335
9 -	28.336	56.785	18.006	1:43.127	69.08	8.795	09:48:31.462

P2		3		Elliot LETTIS		Peugeot 107	
IDEAL LAP TIME : 1:34.551		BEST LAP TIME : 1:34.618		DIFFERENCE : 0.067			
LAP	SECTOR 1	SECTOR 2	SECTOR 3	LAP TIME	MPH	DIFF	TIME OF DAY
1 -	31.280	55.696	17.727	1:44.703	68.04	10.085	09:35:18.997
2 -	28.543	52.014	17.032	1:37.589	73.00	2.971	09:36:56.586
3 -	28.161	50.917	16.931	1:36.009	74.20	1.391	09:38:32.595
4 -	28.727	50.946	16.911	1:36.584 D	73.76	1.966	09:40:09.179
5 -	28.241	50.092	16.805	1:35.138	74.88	0.520	09:41:44.317
6 -	28.166	50.089	16.817	1:35.072	74.93	0.454	09:43:19.389
7 -	28.083	50.164	16.805	1:35.052	74.95	0.434	09:44:54.441
8 -	28.091	49.988	16.756	1:34.835 (3)	75.12	0.217	09:46:29.276
9 -	28.057	49.835	16.785	1:34.677 (2)	75.25	0.059	09:48:03.953
10 -	28.048	49.902	16.668	1:34.618 (1)	75.29		09:49:38.571

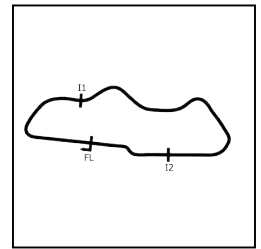
P3		18		Stuart BLISS		Toyota Aygo	
IDEAL LAP TIME : 1:34.409		BEST LAP TIME : 1:34.625		DIFFERENCE : 0.216			
LAP	SECTOR 1	SECTOR 2	SECTOR 3	LAP TIME	MPH	DIFF	TIME OF DAY
1 -	31.107	55.070	17.421	1:43.598	68.77	8.973	09:35:18.326
2 -	28.548	51.720	17.104	1:37.372	73.16	2.747	09:36:55.698
3 -	28.527	50.519	16.924	1:35.970	74.23	1.345	09:38:31.668
4 -	28.378	50.621	17.135	1:36.134 D	74.11	1.509	09:40:07.802
5 -	28.669	50.687	17.824	1:37.180 D	73.31	2.555	09:41:44.982
6 -	28.160	49.807	16.853	1:34.820 (3)	75.13	0.195	09:43:19.802
7 -	27.950	50.090	16.862	1:34.902	75.07	0.277	09:44:54.704
8 -	28.138	50.040	16.652	1:34.830	75.13	0.205	09:46:29.534
9 -	28.036	49.823	16.766	1:34.625 (1)	75.29		09:48:04.159
10 -	28.137	49.828	16.715	1:34.680 (2)	75.24	0.055	09:49:38.839

P4		21		Christopher MACKENZIE		Citroen C1	
IDEAL LAP TIME : 1:34.586		BEST LAP TIME : 1:34.820		DIFFERENCE : 0.234			
LAP	SECTOR 1	SECTOR 2	SECTOR 3	LAP TIME	MPH	DIFF	TIME OF DAY
1 -	30.928	53.308	19.321	1:43.557	68.79	8.737	09:35:23.780
2 -	28.853	52.986	16.869	1:38.708	72.17	3.888	09:37:02.488
3 -	28.719	50.801	16.772	1:36.292 D	73.98	1.472	09:38:38.780
4 -	28.339	50.195	16.726	1:35.260 (2)	74.79	0.440	09:40:14.040
5 -	28.546	50.537	16.623	1:35.706 D	74.44	0.886	09:41:49.746
6 -	28.060	49.903	16.857	1:34.820 (1)	75.13		09:43:24.566
7 -	28.417	50.471	16.842	1:35.730 (3)	74.42	0.910	09:45:00.296
8 -	28.660	50.397	17.029	1:36.086	74.14	1.266	09:46:36.382
9 -	28.654	50.755	16.873	1:36.282 D	73.99	1.462	09:48:12.664

TCR UK Race Weekend - Donington Park - 9th/10th Sept 2023

BRSCC CityCar Cup Championship

QUALIFYING - RACE 9 - SECTOR ANALYSIS



SECTOR 1 = FL to I1, SECTOR 2 = I1 to I2, SECTOR 3 = I2 to FL, DIFF = Difference To Personal Best Lap, P = Crossed Finish Line in Pit Lane, D = Time Disallowed

P5 111 G Richard BLISS		Toyota Aygo					
IDEAL LAP TIME : 1:34.845		BEST LAP TIME : 1:35.056		DIFFERENCE : 0.211			
LAP	SECTOR 1	SECTOR 2	SECTOR 3	LAP TIME	MPH	DIFF	TIME OF DAY
1 -	31.475	57.248	18.097	1:46.820	66.69	11.764	09:35:50.993
2 -	29.032	50.624	17.331	1:36.987	73.45	1.931	09:37:27.980
3 -	28.346	50.945	17.286	1:36.577	73.77	1.521	09:39:04.557
4 -	28.429	50.540	16.703	1:35.672 (3)	74.46	0.616	09:40:40.229
5 -	28.524	50.293	16.776	1:35.593 (2)	74.53	0.537	09:42:15.822
6 -	28.393	49.949	16.714	1:35.056 (1)	74.95		09:43:50.878
7 -	28.193	51.302	17.070	1:36.565	73.78	1.509	09:45:27.443
8 -	28.420	50.488	17.299	1:36.207	74.05	1.151	09:47:03.650
9 -	28.873	50.546	16.811	1:36.230 D	74.03	1.174	09:48:39.880

P6 27 NOV Joshua JACKSON		Citroen C1					
IDEAL LAP TIME : 1:35.341		BEST LAP TIME : 1:35.404		DIFFERENCE : 0.063			
LAP	SECTOR 1	SECTOR 2	SECTOR 3	LAP TIME	MPH	DIFF	TIME OF DAY
1 -	32.279	58.506	17.671	1:48.456	65.69	13.052	09:35:43.171
2 -	28.834	53.199	17.486	1:39.519	71.59	4.115	09:37:22.690
3 -	33.001	51.436	17.159	1:41.596	70.12	6.192	09:39:04.286
4 -	29.026	51.052	16.825	1:36.903	73.52	1.499	09:40:41.189
5 -	28.323	50.369	16.712	1:35.404 (1)	74.67		09:42:16.593
6 -	28.260	50.809	16.987	1:36.056 D	74.17	0.652	09:43:52.649
7 -	28.499	50.892	17.307	1:36.698 (3)	73.67	1.294	09:45:29.347
8 -	28.718	50.773	18.133	1:37.624	72.98	2.220	09:47:06.971
9 -	28.391	51.146	17.068	1:36.605 (2)	73.75	1.201	09:48:43.576

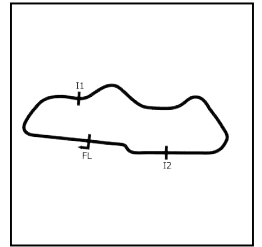
P7 57 SMC Jack WHEELER		Citroen C1					
IDEAL LAP TIME : 1:35.070		BEST LAP TIME : 1:35.431		DIFFERENCE : 0.361			
LAP	SECTOR 1	SECTOR 2	SECTOR 3	LAP TIME	MPH	DIFF	TIME OF DAY
1 -	30.616	54.094	18.211	1:42.921	69.22	7.490	09:35:22.337
2 -	29.137	51.346	16.843	1:37.326	73.20	1.895	09:36:59.663
3 -	28.445	50.762	16.941	1:36.148	74.10	0.717	09:38:35.811
4 -	28.183	50.711	17.114	1:36.008 (3)	74.20	0.577	09:40:11.819
5 -	28.392	51.664	17.066	1:37.422 D	73.35	1.691	09:41:48.941
6 -	28.157	50.280	17.017	1:35.454 (2)	74.63	0.023	09:43:24.395
7 -	28.189	51.453	17.267	1:36.909	73.51	1.478	09:45:01.304
8 -	28.515	50.070	16.846	1:35.431 (1)	74.65		09:46:36.735
9 -	28.662	51.100	17.100	1:36.862	73.55	1.431	09:48:13.597

P8 91 SMC Liam BROWNING		Citroen C1					
IDEAL LAP TIME : 1:35.343		BEST LAP TIME : 1:35.520		DIFFERENCE : 0.177			
LAP	SECTOR 1	SECTOR 2	SECTOR 3	LAP TIME	MPH	DIFF	TIME OF DAY
1 -	30.667	52.546	17.160	1:40.373	70.98	4.853	09:35:32.012
2 -	28.383	51.244	16.883	1:36.510	73.82	0.990	09:37:08.522
3 -	28.323	50.707	16.927	1:35.957 (3)	74.24	0.437	09:38:44.479
4 -	28.699	52.059	16.932	1:37.690	72.93	2.170	09:40:22.169
5 -	28.584	51.591	16.939	1:37.114	73.36	1.594	09:41:59.283
6 -	28.555	50.706	16.855	1:36.116	74.12	0.596	09:43:35.399
7 -	28.479	50.511	16.696	1:35.686 (2)	74.45	0.166	09:45:11.085
8 -	28.353	50.324	16.843	1:35.520 (1)	74.58		09:46:46.605
9 -	28.505	50.766	16.981	1:36.252	74.02	0.732	09:48:22.857

TCR UK Race Weekend - Donington Park - 9th/10th Sept 2023

BRSCC CityCar Cup Championship

QUALIFYING - RACE 9 - SECTOR ANALYSIS



SECTOR 1 = FL to I1, SECTOR 2 = I1 to I2, SECTOR 3 = I2 to FL, DIFF = Difference To Personal Best Lap, P = Crossed Finish Line in Pit Lane, D = Time Disallowed

P9 115		Bradley PORTER		Citroen C1			
IDEAL LAP TIME : 1:35.510		BEST LAP TIME : 1:35.610		DIFFERENCE : 0.100			
LAP	SECTOR 1	SECTOR 2	SECTOR 3	LAP TIME	MPH	DIFF	TIME OF DAY
1 -	31.213	55.132	19.250	1:45.595	67.47	9.985	09:35:22.971
2 -	28.684	51.469	17.159	1:37.312	73.21	1.702	09:37:00.283
3 -	28.477	50.315	16.988	1:35.780 (2)	74.38	0.170	09:38:36.063
4 -	28.452	50.665	16.875	1:35.992 (3)	74.22	0.382	09:40:12.055
5 -	28.399	50.705	17.138	1:36.242	74.02	0.632	09:41:48.297
6 -	28.496	50.236	16.878	1:35.610 (1)	74.51		09:43:23.907
7 -	28.473	52.136	18.787	1:39.396	71.67	3.786	09:45:03.303
8 -	28.514	50.736	17.205	1:36.455 D	73.86	0.845	09:46:39.758
9 -	28.548	52.999	17.085	1:38.632	72.23	3.022	09:48:18.390

P10 65 SMC		Richard JEPPE		Peugeot 107			
IDEAL LAP TIME : 1:35.922		BEST LAP TIME : 1:36.042		DIFFERENCE : 0.120			
LAP	SECTOR 1	SECTOR 2	SECTOR 3	LAP TIME	MPH	DIFF	TIME OF DAY
1 -	30.949	55.321	17.547	1:43.817	68.62	7.775	09:35:19.384
2 -	28.717	52.599	17.138	1:38.454	72.36	2.412	09:36:57.838
3 -	28.820	51.327	16.971	1:37.118 (3)	73.36	1.076	09:38:34.956
4 -	28.651	51.925	17.119	1:37.695	72.92	1.653	09:40:12.651
5 -	30.408	50.991	16.685	1:38.084	72.63	2.042	09:41:50.735
6 -	28.657	51.299	17.210	1:37.166 D	73.32	1.124	09:43:27.901
7 -	28.642	51.077	16.960	1:36.679 (2)	73.69	0.637	09:45:04.580
8 -	28.649	50.611	16.782	1:36.042 (1)	74.18		09:46:40.622
9 -	28.626	50.960	17.675	1:37.261	73.25	1.219	09:48:17.883

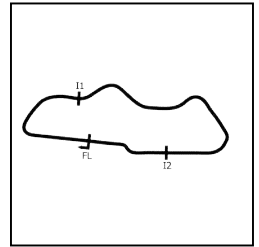
P11 72 SMC (N)		Haydn PAYNE		Toyota Aygo			
IDEAL LAP TIME : 1:36.262		BEST LAP TIME : 1:36.494		DIFFERENCE : 0.232			
LAP	SECTOR 1	SECTOR 2	SECTOR 3	LAP TIME	MPH	DIFF	TIME OF DAY
1 -	31.812	55.155	17.611	1:44.578	68.12	8.084	09:35:30.399
2 -	29.200	54.660	17.051	1:40.911	70.60	4.417	09:37:11.310
3 -	28.749	52.480	16.945	1:38.174	72.57	1.680	09:38:49.484
4 -	28.767	51.943	17.041	1:37.751	72.88	1.257	09:40:27.235
5 -	28.596	51.472	17.020	1:37.088	73.38	0.594	09:42:04.323
6 -	28.756	51.066	17.110	1:36.932 (2)	73.50	0.438	09:43:41.255
7 -	28.606	50.767	17.121	1:36.494 (1)	73.83		09:45:17.749
8 -	28.550	51.979	17.013	1:37.542	73.04	1.048	09:46:55.291
9 -	28.852	50.771	17.384	1:37.007 (3)	73.44	0.513	09:48:32.298

P12 33 G		Patrick BOOTH		Citroen C1			
IDEAL LAP TIME : 1:36.397		BEST LAP TIME : 1:36.580		DIFFERENCE : 0.183			
LAP	SECTOR 1	SECTOR 2	SECTOR 3	LAP TIME	MPH	DIFF	TIME OF DAY
1 -	34.715	1:03.610	22.687	2:01.012	58.87	24.432	09:36:12.143
2 -	29.965	53.149	17.675	1:40.789	70.68	4.209	09:37:52.932
3 -	28.963	52.378	18.911	1:40.252	71.06	3.672	09:39:33.184
4 -	29.135	51.577	17.351	1:38.063	72.65	1.483	09:41:11.247
5 -	28.877	51.605	17.280	1:37.762	72.87	1.182	09:42:49.009
6 -	29.027	51.228	16.993	1:37.248 (3)	73.26	0.668	09:44:26.257
7 -	28.787	51.302	17.066	1:37.155 (2)	73.33	0.575	09:46:03.412
8 -	28.944	50.977	16.659	1:36.580 (1)	73.76		09:47:39.992
9 -	28.761	54.269	19.593	1:42.623	69.42	6.043	09:49:22.615

TCR UK Race Weekend - Donington Park - 9th/10th Sept 2023

BRSCC CityCar Cup Championship

QUALIFYING - RACE 9 - SECTOR ANALYSIS



SECTOR 1 = FL to I1, SECTOR 2 = I1 to I2, SECTOR 3 = I2 to FL, DIFF = Difference To Personal Best Lap, P = Crossed Finish Line in Pit Lane, D = Time Disallowed

P13 43 NOV (G) Will HOPKINS			Citroen C1				
IDEAL LAP TIME : 1:36.686		BEST LAP TIME : 1:36.820		DIFFERENCE : 0.134			
LAP	SECTOR 1	SECTOR 2	SECTOR 3	LAP TIME	MPH	DIFF	TIME OF DAY
1 -	31.282	54.509	18.433	1:44.224	68.35	7.404	09:35:46.446
2 -	28.869	51.329	17.349	1:37.547 (3)	73.03	0.727	09:37:23.993
3 -	28.716	51.632	17.385	1:37.733	72.89	0.913	09:39:01.726
4 -	29.831	57.325	24.737	1:51.893	63.67	15.073	09:40:53.619
5 -	29.111	54.200	17.762	1:41.073	70.49	4.253	09:42:34.692
6 -	28.956	51.719	17.598	1:38.273	72.49	1.453	09:44:12.965
7 -	28.889	51.419	17.338	1:37.646	72.96	0.826	09:45:50.611
8 -	28.771	51.184	17.119	1:37.074 (2)	73.39	0.254	09:47:27.685
9 -	28.728	50.851	17.241	1:36.820 (1)	73.58		09:49:04.505

P14 37 Ian HOWARD			Citroen C1				
IDEAL LAP TIME : 1:36.690		BEST LAP TIME : 1:36.981		DIFFERENCE : 0.291			
LAP	SECTOR 1	SECTOR 2	SECTOR 3	LAP TIME	MPH	DIFF	TIME OF DAY
1 -	32.300	58.993	17.881	1:49.174	65.25	12.193	09:35:54.690
2 -	29.805	52.894	17.281	1:39.980	71.26	2.999	09:37:34.670
3 -	28.840	52.638	17.263	1:38.741	72.15	1.760	09:39:13.411
4 -	28.551	51.569	17.869	1:37.989 (3)	72.70	1.008	09:40:51.400
5 -	30.450	58.339	19.796	1:48.585	65.61	11.604	09:42:39.985
6 -	28.928	52.881	19.193	1:41.002	70.53	4.021	09:44:20.987
7 -	28.776	51.177	17.275	1:37.228 (2)	73.27	0.247	09:45:58.215
8 -	28.443	54.517	17.978	1:40.938	70.58	3.957	09:47:39.153
9 -	28.734	51.111	17.136	1:36.981 (1)	73.46		09:49:16.134

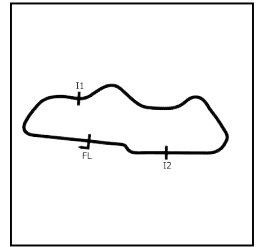
P15 46 Craig FLYNN			Citroen C1				
IDEAL LAP TIME : 1:36.567		BEST LAP TIME : 1:37.153		DIFFERENCE : 0.586			
LAP	SECTOR 1	SECTOR 2	SECTOR 3	LAP TIME	MPH	DIFF	TIME OF DAY
1 -	32.310	54.747	18.401	1:45.458	67.55	8.305	09:35:26.657
2 -	29.736	52.429	17.469	1:39.634	71.50	2.481	09:37:06.291
3 -	28.697	51.652	17.601	1:37.950	72.73	0.797	09:38:44.241
4 -	28.704	52.008	17.034	1:37.746 (3)	72.88	0.593	09:40:21.987
5 -	29.022	53.517	16.982	1:39.521	71.58	2.368	09:42:01.508
6 -	29.024	51.378	17.159	1:37.561 (2)	73.02	0.408	09:43:39.069
7 -	29.269	51.587	17.895	1:38.751	72.14	1.598	09:45:17.820
8 -	29.824	51.196	17.555	1:38.575	72.27	1.422	09:46:56.395
9 -	28.913	50.888	17.352	1:37.153 (1)	73.33		09:48:33.548

P16 64 Bob BANNISTER			Toyota Aygo				
IDEAL LAP TIME : 1:36.964		BEST LAP TIME : 1:37.188		DIFFERENCE : 0.224			
LAP	SECTOR 1	SECTOR 2	SECTOR 3	LAP TIME	MPH	DIFF	TIME OF DAY
1 -	33.512	55.547	18.949	1:48.008	65.96	10.820	09:35:41.107
2 -	29.419	52.813	17.825	1:40.057 D	71.20	2.869	09:37:21.164
3 -	28.716	51.975	18.642	1:39.333	71.72	2.145	09:39:00.497
4 -	29.014	57.895	18.193	1:45.102	67.78	7.914	09:40:45.599
5 -	28.920	53.564	17.844	1:40.328	71.01	3.140	09:42:25.927
6 -	28.866	51.733	17.922	1:38.521	72.31	1.333	09:44:04.448
7 -	28.814	51.615	17.525	1:37.954 (2)	72.73	0.766	09:45:42.402
8 -	29.194	51.281	17.562	1:38.037 (3)	72.67	0.849	09:47:20.439
9 -	28.940	50.876	17.372	1:37.188 (1)	73.30		09:48:57.627

TCR UK Race Weekend - Donington Park - 9th/10th Sept 2023

BRSCC CityCar Cup Championship

QUALIFYING - RACE 9 - SECTOR ANALYSIS



SECTOR 1 = FL to I1, SECTOR 2 = I1 to I2, SECTOR 3 = I2 to FL, DIFF = Difference To Personal Best Lap, P = Crossed Finish Line in Pit Lane, D = Time Disallowed

P17 88		Richard SNUGGS		Citroen C1			
IDEAL LAP TIME : 1:36.843		BEST LAP TIME : 1:37.211		DIFFERENCE : 0.368			
LAP	SECTOR 1	SECTOR 2	SECTOR 3	LAP TIME	MPH	DIFF	TIME OF DAY
1 -	31.774	54.912	18.480	1:45.166	67.74	7.955	09:35:21.563
2 -	30.347	54.474	17.525	1:42.346	69.61	5.135	09:37:03.909
3 -	28.771	52.953	17.231	1:38.955	71.99	1.744	09:38:42.864
4 -	28.727	51.832	17.668	1:38.227	72.53	1.016	09:40:21.091
5 -	29.004	54.467	17.570	1:41.041	70.51	3.830	09:42:02.132
6 -	28.903	51.063	17.245	1:37.211 (1)	73.29		09:43:39.343
7 -	28.836	51.517	17.149	1:37.502 (3)	73.07	0.291	09:45:16.845
8 -	28.853	51.535	17.251	1:37.639	72.96	0.428	09:46:54.484
9 -	28.631	51.433	17.238	1:37.302 (2)	73.22	0.091	09:48:31.786

P18 30		Adam REYNOLDS		Peugeot 107			
IDEAL LAP TIME : 1:36.961		BEST LAP TIME : 1:37.217		DIFFERENCE : 0.256			
LAP	SECTOR 1	SECTOR 2	SECTOR 3	LAP TIME	MPH	DIFF	TIME OF DAY
1 -	31.327	54.719	20.762	1:46.808	66.70	9.591	09:35:24.926
2 -	29.415	52.629	17.879	1:39.923	71.30	2.706	09:37:04.849
3 -	28.754	52.749	17.473	1:38.976	71.98	1.759	09:38:43.825
4 -	28.620	53.050	17.192	1:38.862	72.06	1.645	09:40:22.687
5 -	28.747	53.345	17.878	1:39.970	71.26	2.753	09:42:02.657
6 -	28.744	51.336	17.137	1:37.217 (1)	73.28		09:43:39.874
7 -	28.582	51.692	17.321	1:37.595 (3)	73.00	0.378	09:45:17.469
8 -	28.689	52.380	17.289	1:38.358	72.43	1.141	09:46:55.827
9 -	28.488	51.378	17.628	1:37.494 (2)	73.07	0.277	09:48:33.321

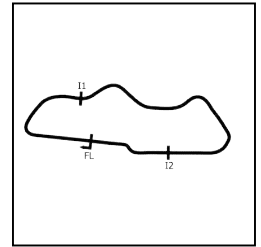
P19 210 NOV		Luis TORRES		Citroen C1			
IDEAL LAP TIME : 1:37.026		BEST LAP TIME : 1:37.380		DIFFERENCE : 0.354			
LAP	SECTOR 1	SECTOR 2	SECTOR 3	LAP TIME	MPH	DIFF	TIME OF DAY
1 -	32.406	55.297	18.405	1:46.108	67.14	8.728	09:35:39.483
2 -	29.059	52.593	17.640	1:39.292	71.75	1.912	09:37:18.775
3 -	28.742	51.346	17.292	1:37.380 (1)	73.16		09:38:56.155
4 -	28.558	57.666	20.339	1:46.563	66.85	9.183	09:40:42.718
5 -	28.716	52.364	17.122	1:38.202 (3)	72.55	0.822	09:42:20.920
6 -	28.731	51.829	17.405	1:37.965 (2)	72.72	0.585	09:43:58.885
7 -	39.671	1:00.806	17.915	1:58.392	60.17	21.012	09:45:57.277
8 -	29.048	52.899	18.081	1:40.028	71.22	2.648	09:47:37.305
9 -	29.370	52.845	18.631	1:40.846	70.64	3.466	09:49:18.151

P20 221 G		Charles MACKENZIE		Citroen C1			
IDEAL LAP TIME : 1:37.110		BEST LAP TIME : 1:37.506		DIFFERENCE : 0.396			
LAP	SECTOR 1	SECTOR 2	SECTOR 3	LAP TIME	MPH	DIFF	TIME OF DAY
1 -	32.052	59.596	18.390	1:50.038	64.74	12.532	09:35:56.500
2 -	29.513	55.801	18.078	1:43.392	68.90	5.886	09:37:39.892
3 -	29.186	52.577	19.067	1:40.830	70.65	3.324	09:39:20.722
4 -	29.299	51.664	18.010	1:38.973	71.98	1.467	09:40:59.695
5 -	29.697	51.527	17.185	1:38.409 D	72.39	0.903	09:42:38.104
6 -	28.986	51.115	17.154	1:37.255 D	73.25		09:44:15.359
7 -	28.844	51.619	17.301	1:37.764 (3)	72.87	0.258	09:45:53.123
8 -	28.958	51.272	17.494	1:37.724 (2)	72.90	0.218	09:47:30.847
9 -	29.131	51.224	17.151	1:37.506 (1)	73.06		09:49:08.353

TCR UK Race Weekend - Donington Park - 9th/10th Sept 2023

BRSCC CityCar Cup Championship

QUALIFYING - RACE 9 - SECTOR ANALYSIS



SECTOR 1 = FL to I1, SECTOR 2 = I1 to I2, SECTOR 3 = I2 to FL, DIFF = Difference To Personal Best Lap, P = Crossed Finish Line in Pit Lane, D = Time Disallowed

P21 310		John NICHOLSON		Peugeot 107			
IDEAL LAP TIME : 1:37.207		BEST LAP TIME : 1:37.591		DIFFERENCE : 0.384			
LAP	SECTOR 1	SECTOR 2	SECTOR 3	LAP TIME	MPH	DIFF	TIME OF DAY
1 -	33.067	56.270	18.647	1:47.984	65.97	10.393	09:35:40.237
2 -	29.063	52.122	18.386	1:39.571	71.55	1.980	09:37:19.808
3 -	29.346	52.572	19.239	1:44.157 D	70.43	3.566	09:39:00.965
4 -	29.226	52.004	17.825	1:39.055 (3)	71.92	1.464	09:40:40.020
5 -	30.677	53.398	17.781	1:41.856	69.94	4.265	09:42:21.876
6 -	29.151	52.395	17.156	1:38.702 (2)	72.18	1.111	09:44:00.578
7 -	28.833	52.509	17.770	1:39.112	71.88	1.521	09:45:39.690
8 -	29.064	52.643	17.361	1:39.068	71.91	1.477	09:47:18.758
9 -	28.934	51.218	17.439	1:37.591 (1)	73.00		09:48:56.349

P22 14		Dominic FLETCHER		Citroen C1			
IDEAL LAP TIME : 1:37.543		BEST LAP TIME : 1:37.623		DIFFERENCE : 0.080			
LAP	SECTOR 1	SECTOR 2	SECTOR 3	LAP TIME	MPH	DIFF	TIME OF DAY
1 -	29.024	52.054	16.975	1:38.053 (3)	72.66	0.430	09:37:47.515
2 -	28.769	57.124	18.582	1:44.475	68.19	6.852	09:39:31.990
3 -	29.106	53.832	17.057	1:39.995	71.24	2.372	09:41:11.985
4 -	28.708	51.913	17.002	1:37.623 (1)	72.98		09:42:49.608
5 -	28.858	53.186	17.098	1:39.142	71.86	1.519	09:44:28.750
6 -	28.771	51.963	16.922	1:37.656 (2)	72.95	0.033	09:46:06.406
7 -	28.803	52.526	17.222	1:38.551	72.29	0.928	09:47:44.957
8 -	28.806	51.984	17.315	1:38.105	72.62	0.482	09:49:23.062

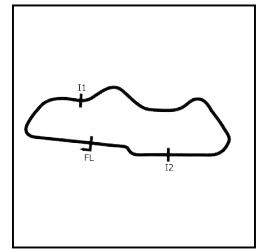
P23 36 NOV		Prem GHINDE		Citroen C1			
IDEAL LAP TIME : 1:37.460		BEST LAP TIME : 1:37.625		DIFFERENCE : 0.165			
LAP	SECTOR 1	SECTOR 2	SECTOR 3	LAP TIME	MPH	DIFF	TIME OF DAY
1 -	33.397	55.644	17.970	1:47.011	66.57	9.386	09:35:37.977
2 -	29.469	52.300	17.454	1:39.223	71.80	1.598	09:37:17.200
3 -	29.033	51.702	17.490	1:38.225 (3)	72.53	0.600	09:38:55.425
4 -	28.861	51.615	17.792	1:38.268	72.50	0.643	09:40:33.693
5 -	29.002	51.471	17.394	1:37.867 (2)	72.79	0.242	09:42:11.560
6 -	28.958	51.432	17.842	1:38.232	72.52	0.607	09:43:49.792
7 -	28.743	51.866	18.345	1:38.954	71.99	1.329	09:45:28.746
8 -	30.113	52.840	17.317	1:40.270	71.05	2.645	09:47:09.016
9 -	28.878	51.462	17.285	1:37.625 (1)	72.97		09:48:46.641

P24 41 NOV		Alex FODEN		Citroen C1			
IDEAL LAP TIME : 1:37.348		BEST LAP TIME : 1:37.697		DIFFERENCE : 0.349			
LAP	SECTOR 1	SECTOR 2	SECTOR 3	LAP TIME	MPH	DIFF	TIME OF DAY
1 -	32.320	56.204	17.996	1:46.520	66.88	8.823	09:35:42.300
2 -	29.309	52.213	17.755	1:39.277	71.76	1.580	09:37:21.577
3 -	28.954	55.317	18.027	1:42.298	69.64	4.601	09:39:03.875
4 -	31.135	52.339	17.616	1:41.090	70.47	3.393	09:40:44.965
5 -	29.110	52.208	17.275	1:38.593 (3)	72.26	0.896	09:42:23.558
6 -	28.733	51.340	17.635	1:37.708 (2)	72.91	0.011	09:44:01.266
7 -	29.073	53.889	17.478	1:40.440	70.93	2.743	09:45:41.706
8 -	29.006	51.353	17.338	1:37.697 (1)	72.92		09:47:19.403
9 -	28.807	54.522	17.497	1:40.826	70.66	3.129	09:49:00.229

TCR UK Race Weekend - Donington Park - 9th/10th Sept 2023

BRSCC CityCar Cup Championship

QUALIFYING - RACE 9 - SECTOR ANALYSIS



SECTOR 1 = FL to I1, SECTOR 2 = I1 to I2, SECTOR 3 = I2 to FL, DIFF = Difference To Personal Best Lap, P = Crossed Finish Line in Pit Lane, D = Time Disallowed

P25 97 NOV Alistair MEIRING			Citroen C1				
IDEAL LAP TIME : 1:37.613		BEST LAP TIME : 1:37.852		DIFFERENCE : 0.239			
LAP	SECTOR 1	SECTOR 2	SECTOR 3	LAP TIME	MPH	DIFF	TIME OF DAY
1 -	32.112	55.747	18.462	1:46.321	67.01	8.469	09:35:46.971
2 -	29.549	53.225	18.481	1:41.255	70.36	3.403	09:37:28.226
3 -	28.866	54.598	17.666	1:41.130	70.45	3.278	09:39:09.356
4 -	29.185	52.932	17.520	1:39.637	71.50	1.785	09:40:48.993
5 -	29.498	51.827	17.884	1:39.209	71.81	1.357	09:42:28.202
6 -	29.638	52.153	17.572	1:39.363	71.70	1.511	09:44:07.565
7 -	29.052	51.558	17.959	1:38.569 (2)	72.28	0.717	09:45:46.134
8 -	28.998	51.227	17.627	1:37.852 (1)	72.81		09:47:23.986
9 -	29.271	52.177	17.595	1:39.043 (3)	71.93	1.191	09:49:03.029

P26 17 NOV Harvey BLAKE-JONES			Citroen C1				
IDEAL LAP TIME : 1:37.656		BEST LAP TIME : 1:37.868		DIFFERENCE : 0.212			
LAP	SECTOR 1	SECTOR 2	SECTOR 3	LAP TIME	MPH	DIFF	TIME OF DAY
1 -	32.075	55.104	18.904	1:46.083	67.16	8.215	09:35:46.160
2 -	29.835	53.124	18.198	1:41.157	70.43	3.289	09:37:27.317
3 -	29.074	54.733	17.738	1:41.545	70.16	3.677	09:39:08.862
4 -	28.900	53.122	17.639	1:39.661	71.48	1.793	09:40:48.523
5 -	29.238	53.723	17.647	1:40.608	70.81	2.740	09:42:29.131
6 -	28.659	51.790	17.419	1:37.868 (1)	72.79		09:44:06.999
7 -	28.842	52.018	17.519	1:38.379 (3)	72.42	0.511	09:45:45.378
8 -	28.931	51.752	17.245	1:37.928 (2)	72.75	0.060	09:47:23.306
9 -	28.970	51.752	17.710	1:38.432	72.38	0.564	09:49:01.738

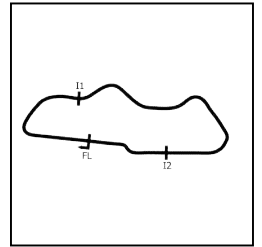
P27 73 Andrew PAYNE			Peugeot 107				
IDEAL LAP TIME : 1:37.680		BEST LAP TIME : 1:38.281		DIFFERENCE : 0.601			
LAP	SECTOR 1	SECTOR 2	SECTOR 3	LAP TIME	MPH	DIFF	TIME OF DAY
1 -	32.120	58.617	18.436	1:49.173	65.26	10.892	09:35:31.858
2 -	29.260	53.371	17.103	1:39.734	71.43	1.453	09:37:11.592
3 -	28.969	52.751	17.113	1:38.833	72.08	0.552	09:38:50.425
4 -	29.636	52.703	17.205	1:39.544 D	71.57	1.263	09:40:29.969
5 -	28.891	53.783	17.149	1:39.823 D	71.37	1.542	09:42:09.792
6 -	28.707	52.729	17.187	1:38.623 (2)	72.24	0.342	09:43:48.415
7 -	28.973	52.611	17.273	1:38.857	72.07	0.576	09:45:27.272
8 -	29.129	52.240	17.344	1:38.713 (3)	72.17	0.432	09:47:05.985
9 -	28.629	52.841	16.811	1:38.281 (1)	72.49		09:48:44.266

P28 174 SMC Emilia VINCENT			Toyota Aygo				
IDEAL LAP TIME : 1:38.117		BEST LAP TIME : 1:38.335		DIFFERENCE : 0.218			
LAP	SECTOR 1	SECTOR 2	SECTOR 3	LAP TIME	MPH	DIFF	TIME OF DAY
1 -	32.155	59.736	18.442	1:50.333	64.57	11.998	09:35:34.575
2 -	29.028	53.766	17.605	1:40.399	70.96	2.064	09:37:14.974
3 -	28.919	52.277	17.408	1:38.604 (2)	72.25	0.269	09:38:53.578
4 -	28.992	52.517	19.683	1:41.192	70.40	2.857	09:40:34.770
5 -	28.833	52.056	17.446	1:38.335 (1)	72.45		09:42:13.105
6 -	29.076	56.668	IN PIT	1:46.541 P	66.87	8.206	09:43:59.646
7 -	OUTLAP	52.960	17.639	2:24.093	49.44	45.758	09:46:23.739
8 -	29.378	53.308	19.141	1:41.827	69.96	3.492	09:48:05.566
9 -	28.927	51.876	17.894	1:38.697 (3)	72.18	0.362	09:49:44.263

TCR UK Race Weekend - Donington Park - 9th/10th Sept 2023

BRSCC CityCar Cup Championship

QUALIFYING - RACE 9 - SECTOR ANALYSIS



SECTOR 1 = FL to I1, SECTOR 2 = I1 to I2, SECTOR 3 = I2 to FL, DIFF = Difference To Personal Best Lap, P = Crossed Finish Line in Pit Lane, D = Time Disallowed

P29 49 SMC (N) James SMITH		Citroen C1					
IDEAL LAP TIME :		BEST LAP TIME : 1:39.181		DIFFERENCE :			
LAP	SECTOR 1	SECTOR 2	SECTOR 3	LAP TIME	MPH	DIFF	TIME OF DAY
1 -				1:50.119	64.69	10.938	09:35:54.163
2 -				1:44.119	68.42	4.938	09:37:38.282
3 -				1:43.808	68.63	4.627	09:39:22.090
4 -				1:41.703	70.05	2.522	09:41:03.793
5 -				1:40.132 (3)	71.15	0.951	09:42:43.925
6 -				1:40.997	70.54	1.816	09:44:24.922
7 -				1:40.864	70.63	1.683	09:46:05.786
8 -				1:39.181 (1)	71.83		09:47:44.967
9 -				1:39.964 (2)	71.27	0.783	09:49:24.931

P30 12 SMC (N) Arthur SIMONDET		Citroen C1					
IDEAL LAP TIME : 1:39.300		BEST LAP TIME : 1:39.300		DIFFERENCE : 0.000			
LAP	SECTOR 1	SECTOR 2	SECTOR 3	LAP TIME	MPH	DIFF	TIME OF DAY
1 -	31.808	55.328	17.564	1:44.700 (2)	68.04	5.400	09:35:33.007
2 -	28.923	52.970	17.407	1:39.300 (1)	71.74		09:37:12.307

P31 5 NOV (G) David WILLIAMS		Citroen C1					
IDEAL LAP TIME : 1:43.260		BEST LAP TIME : 1:44.229		DIFFERENCE : 0.969			
LAP	SECTOR 1	SECTOR 2	SECTOR 3	LAP TIME	MPH	DIFF	TIME OF DAY
1 -	32.706	57.964	19.170	1:49.840	64.86	5.611	09:35:57.596
2 -	30.369	57.924	19.108	1:47.401	66.33	3.172	09:37:44.997
3 -	30.435	57.810	18.464	1:46.709	66.76	2.480	09:39:31.706
4 -	30.855	55.099	18.275	1:44.229 (1)	68.35		09:41:15.935
5 -	30.133	56.067	18.626	1:44.826 (2)	67.96	0.597	09:43:00.761
6 -	30.820	55.897	18.411	1:45.128 (3)	67.77	0.899	09:44:45.889
7 -	30.348	56.843	18.562	1:45.753	67.37	1.524	09:46:31.642
8 -	29.886	57.534	18.571	1:45.991	67.21	1.762	09:48:17.633

TCR UK Race Weekend - Donington Park - 9th/10th Sept 2023

BRSCC CityCar Cup Championship

QUALIFYING - RACE 9 - BEST SECTORS

SECTOR 1			SECTOR 2			SECTOR 3			IDEAL / BEST COMPARISON						
POS	NO	NAME	TIME	NO	NAME	TIME	NO	NAME	TIME	POS	NO	NAME	IDEAL	BEST	DIFF
													PERFECT LAP	1:34.181	
1	23	MOSS	27.935	23	MOSS	49.623	21	MACKENZIE	16.623	1	23	MOSS	1:34.194	1:34.332	0.138
2	18	BLISS	27.950	18	BLISS	49.807	23	MOSS	16.636	2	18	BLISS	1:34.409	1:34.625	0.216
3	3	LETTIS	28.048	3	LETTIS	49.835	18	BLISS	16.652	3	3	LETTIS	1:34.551	1:34.618	0.067
4	21	MACKENZIE	28.060	21	MACKENZIE	49.903	33	BOOTH	16.659	4	21	MACKENZIE	1:34.586	1:34.820	0.234
5	57	WHEELER	28.157	111	BLISS	49.949	3	LETTIS	16.668	5	111	BLISS	1:34.845	1:35.056	0.211
6	111	BLISS	28.193	57	WHEELER	50.070	65	JEPP	16.685	6	57	WHEELER	1:35.070	1:35.431	0.361
7	27	JACKSON	28.260	115	PORTER	50.236	91	BROWNING	16.696	7	27	JACKSON	1:35.341	1:35.404	0.063
8	91	BROWNING	28.323	91	BROWNING	50.324	111	BLISS	16.703	8	91	BROWNING	1:35.343	1:35.520	0.177
9	115	PORTER	28.399	27	JACKSON	50.369	27	JACKSON	16.712	9	115	PORTER	1:35.510	1:35.610	0.100
10	37	HOWARD	28.443	65	JEPP	50.611	73	PAYNE	16.811	10	65	JEPP	1:35.922	1:36.042	0.120
11	30	REYNOLDS	28.488	72	PAYNE	50.767	57	WHEELER	16.843	11	72	PAYNE	1:36.262	1:36.494	0.232
12	72	PAYNE	28.550	43	HOPKINS	50.851	115	PORTER	16.875	12	33	BOOTH	1:36.397	1:36.580	0.183
13	210	TORRES	28.558	64	BANNISTER	50.876	14	FLETCHER	16.922	13	46	FLYNN	1:36.567	1:37.153	0.586
14	65	JEPP	28.626	46	FLYNN	50.888	72	PAYNE	16.945	14	43	HOPKINS	1:36.686	1:36.820	0.134
15	73	PAYNE	28.629	33	BOOTH	50.977	46	FLYNN	16.982	15	37	HOWARD	1:36.690	1:36.981	0.291
16	88	SNUGGS	28.631	88	SNUGGS	51.063	43	HOPKINS	17.119	16	88	SNUGGS	1:36.843	1:37.211	0.368
17	17	BLAKE-JONES	28.659	37	HOWARD	51.111	210	TORRES	17.122	17	30	REYNOLDS	1:36.961	1:37.217	0.256
18	46	FLYNN	28.697	221	MACKENZIE	51.115	37	HOWARD	17.136	18	64	BANNISTER	1:36.964	1:37.188	0.224
19	14	FLETCHER	28.708	310	NICHOLSON	51.218	30	REYNOLDS	17.137	19	210	TORRES	1:37.026	1:37.380	0.354
20	43	HOPKINS	28.716	97	MEIRING	51.227	88	SNUGGS	17.149	20	221	MACKENZIE	1:37.110	1:37.506	0.396
21	64	BANNISTER	28.716	30	REYNOLDS	51.336	221	MACKENZIE	17.151	21	310	NICHOLSON	1:37.207	1:37.591	0.384
22	41	FODEN	28.733	41	FODEN	51.340	310	NICHOLSON	17.156	22	41	FODEN	1:37.348	1:37.697	0.349
23	36	GHINDE	28.743	210	TORRES	51.346	17	BLAKE-JONES	17.245	23	36	GHINDE	1:37.460	1:37.625	0.165
24	33	BOOTH	28.761	36	GHINDE	51.432	41	FODEN	17.275	24	14	FLETCHER	1:37.543	1:37.623	0.080
25	310	NICHOLSON	28.833	17	BLAKE-JONES	51.752	36	GHINDE	17.285	25	97	MEIRING	1:37.613	1:37.852	0.239
26	174	VINCENT	28.833	174	VINCENT	51.876	64	BANNISTER	17.372	26	17	BLAKE-JONES	1:37.656	1:37.868	0.212
27	221	MACKENZIE	28.844	14	FLETCHER	51.913	12	SIMONDET	17.407	27	73	PAYNE	1:37.680	1:38.281	0.601
28	97	MEIRING	28.866	73	PAYNE	52.240	174	VINCENT	17.408	28	174	VINCENT	1:38.117	1:38.335	0.218
29	12	SIMONDET	28.923	12	SIMONDET	52.970	97	MEIRING	17.520	29	12	SIMONDET	1:39.300	1:39.300	0.000
30	5	WILLIAMS	29.886	5	WILLIAMS	55.099	5	WILLIAMS	18.275	30	5	WILLIAMS	1:43.260	1:44.229	0.969
31										31	49	SMITH		1:39.181	

TCR UK Race Weekend - Donington Park - 9th/10th Sept 2023

BRSCC CityCar Cup Championship

QUALIFYING - RACE 9 - STATISTICS

Competitors Started 31
Planned Start 2023-09-10 @ 09:35:00.000
Actual Start 2023-09-10 @ 09:33:06.584
Finish Time 2023-09-10 @ 09:48:07.671
Track Length 1.9790mi.
Total Laps 272
Total Distance Covered 538.3062mi.

Session Fastest Lap History

NO	CL	NAME	LAP TIME	TIME OF DAY	LAP	VEHICLE
18		Stuart BLISS	1:43.598	09:35:18.338	1	Toyota Aygo
57	SMC	Jack WHEELER	1:42.921	09:35:22.351	1	Citroen C1
91	SMC	Liam BROWNING	1:40.373	09:35:31.934	1	Citroen C1
18		Stuart BLISS	1:37.372	09:36:55.710	2	Toyota Aygo
57	SMC	Jack WHEELER	1:37.326	09:36:59.677	2	Citroen C1
115		Bradley PORTER	1:37.312	09:37:00.301	2	Citroen C1
23	NOV	Joe MOSS	1:35.759	09:37:06.482	2	Citroen C1
23	NOV	Joe MOSS	1:35.527	09:38:42.009	3	Citroen C1
21		Christopher MACKENZIE	1:35.260	09:40:14.074	4	Citroen C1
23	NOV	Joe MOSS	1:34.601	09:40:16.610	4	Citroen C1
23	NOV	Joe MOSS	1:34.332	09:41:50.843	5	Citroen C1

Flag History

TYPE	TIME OF DAY
GREEN	09:33:06.584
FINISH	09:48:07.671

Flag Statistics

TYPE	COUNT	TOTAL LAPS	TOTAL TIME
Green	1	10	18:46.161
Red	0	0	0.000
Safety Car	0	0	0.000
FCY	0	0	0.000

TCR UK Race Weekend - Donington Park - 9th/10th Sept 2023

BRSCC CityCar Cup Championship

QUALIFYING - RACE 9 - STATISTICS

CLASS :

12 Starters

Fastest Lap History

NO	NAME	LAP TIME	TIME OF DAY	LAP	VEHICLE
18	Stuart BLISS	1:43.598	09:35:18.338	1	Toyota Aygo
21	Christopher MACKENZIE	1:43.557	09:35:23.814	1	Citroen C1
18	Stuart BLISS	1:37.372	09:36:55.710	2	Toyota Aygo
115	Bradley PORTER	1:37.312	09:37:00.301	2	Citroen C1
18	Stuart BLISS	1:35.970	09:38:31.679	3	Toyota Aygo
115	Bradley PORTER	1:35.780	09:38:36.082	3	Citroen C1
21	Christopher MACKENZIE	1:35.260	09:40:14.074	4	Citroen C1
3	Elliot LETTIS	1:35.138	09:41:44.331	5	Peugeot 107
3	Elliot LETTIS	1:35.072	09:43:19.403	6	Peugeot 107
18	Stuart BLISS	1:34.820	09:43:19.814	6	Toyota Aygo
3	Elliot LETTIS	1:34.677	09:48:03.966	9	Peugeot 107
18	Stuart BLISS	1:34.625	09:48:04.171	9	Toyota Aygo
3	Elliot LETTIS	1:34.618	09:49:38.584	10	Peugeot 107

TCR UK Race Weekend - Donington Park - 9th/10th Sept 2023

BRSCC CityCar Cup Championship

QUALIFYING - RACE 9 - STATISTICS

CLASS : G

3 Starters

Fastest Lap History

NO	NAME	LAP TIME	TIME OF DAY	LAP	VEHICLE
111	Richard BLISS	1:46.820	09:35:51.005	1	Toyota Aygo
111	Richard BLISS	1:36.987	09:37:27.993	2	Toyota Aygo
111	Richard BLISS	1:36.577	09:39:04.568	3	Toyota Aygo
111	Richard BLISS	1:35.672	09:40:40.240	4	Toyota Aygo
111	Richard BLISS	1:35.593	09:42:15.833	5	Toyota Aygo
111	Richard BLISS	1:35.056	09:43:50.889	6	Toyota Aygo

TCR UK Race Weekend - Donington Park - 9th/10th Sept 2023

BRSCC CityCar Cup Championship

QUALIFYING - RACE 9 - STATISTICS

CLASS : NOV

7 Starters

Fastest Lap History

NO	NAME	LAP TIME	TIME OF DAY	LAP	VEHICLE
23	Joe MOSS	1:42.975	09:35:30.724	1	Citroen C1
23	Joe MOSS	1:35.759	09:37:06.482	2	Citroen C1
23	Joe MOSS	1:35.527	09:38:42.009	3	Citroen C1
23	Joe MOSS	1:34.601	09:40:16.610	4	Citroen C1
23	Joe MOSS	1:34.332	09:41:50.843	5	Citroen C1

TCR UK Race Weekend - Donington Park - 9th/10th Sept 2023

BRSCC CityCar Cup Championship

QUALIFYING - RACE 9 - STATISTICS

CLASS : NOV (G)

2 Starters

Fastest Lap History

NO	NAME	LAP TIME	TIME OF DAY	LAP	VEHICLE
43	Will HOPKINS	1:44.224	09:35:46.453	1	Citroen C1
43	Will HOPKINS	1:37.547	09:37:24.000	2	Citroen C1
43	Will HOPKINS	1:37.074	09:47:27.691	8	Citroen C1
43	Will HOPKINS	1:36.820	09:49:04.511	9	Citroen C1

TCR UK Race Weekend - Donington Park - 9th/10th Sept 2023

BRSCC CityCar Cup Championship

QUALIFYING - RACE 9 - STATISTICS

CLASS : SMC

4 Starters

Fastest Lap History

NO	NAME	LAP TIME	TIME OF DAY	LAP	VEHICLE
65	Richard JEPP	1:43.817	09:35:19.397	1	Peugeot 107
57	Jack WHEELER	1:42.921	09:35:22.351	1	Citroen C1
91	Liam BROWNING	1:40.373	09:35:31.934	1	Citroen C1
65	Richard JEPP	1:38.454	09:36:57.851	2	Peugeot 107
57	Jack WHEELER	1:37.326	09:36:59.677	2	Citroen C1
91	Liam BROWNING	1:36.510	09:37:08.547	2	Citroen C1
57	Jack WHEELER	1:36.148	09:38:35.824	3	Citroen C1
91	Liam BROWNING	1:35.957	09:38:44.404	3	Citroen C1
57	Jack WHEELER	1:35.454	09:43:24.409	6	Citroen C1
57	Jack WHEELER	1:35.431	09:46:36.748	8	Citroen C1

TCR UK Race Weekend - Donington Park - 9th/10th Sept 2023

BRSCC CityCar Cup Championship

QUALIFYING - RACE 9 - STATISTICS

CLASS : SMC (N)

2 Starters

Fastest Lap History

NO	NAME	LAP TIME	TIME OF DAY	LAP	VEHICLE
12	Arthur SIMONDET	1:44.700	09:35:33.019	1	Citroen C1
12	Arthur SIMONDET	1:39.300	09:37:12.318	2	Citroen C1
49	James SMITH	1:39.181	09:47:44.967	8	Citroen C1

TCR UK Race Weekend - Donington Park - 9th/10th Sept 2023

BRSCC CityCar Cup Championship

QUALIFYING - RACE 9 - STATISTICS

CLASS : SMC (N) (G)

1 Starters

Fastest Lap History

NO	NAME	LAP TIME	TIME OF DAY	LAP	VEHICLE
72	Haydn PAYNE	1:44.578	09:35:30.411	1	Toyota Aygo
72	Haydn PAYNE	1:40.911	09:37:11.321	2	Toyota Aygo
72	Haydn PAYNE	1:38.174	09:38:49.495	3	Toyota Aygo
72	Haydn PAYNE	1:37.751	09:40:27.246	4	Toyota Aygo
72	Haydn PAYNE	1:37.088	09:42:04.334	5	Toyota Aygo
72	Haydn PAYNE	1:36.932	09:43:41.267	6	Toyota Aygo
72	Haydn PAYNE	1:36.494	09:45:17.760	7	Toyota Aygo

TCR UK Race Weekend - Donington Park - 9th/10th Sept 2023



BRSCC CityCar Cup Championship



RACE 9 - GRID (15 minutes)

ROW 16	31	5 1:44.229 David WILLIAMS	
ROW 15	29	49 1:39.181 James SMITH	30 12 1:39.300 Arthur SIMONDET
ROW 14	27	73 1:38.281 Andrew PAYNE	28 174 1:38.335 Emilia VINCENT
ROW 13	25	97 1:37.852 Alistair MEIRING	26 17 1:37.868 Harvey BLAKE-JONES
ROW 12	23	36 1:37.625 Prem GHINDE	24 41 1:37.697 Alex FODEN
ROW 11	21	310 1:37.591 John NICHOLSON	22 14 1:37.623 Dominic FLETCHER
ROW 10	19	210 1:37.380 Luis TORRES	20 221 1:37.506 Charles MACKENZIE
ROW 9	17	88 1:37.211 Richard SNUGGS	18 30 1:37.217 Adam REYNOLDS
ROW 8	15	46 1:37.153 Craig FLYNN	16 64 1:37.188 Bob BANNISTER
ROW 7	13	43 1:36.820 Will HOPKINS	14 37 1:36.981 Ian HOWARD
ROW 6	11	72 1:36.494 Haydn PAYNE	12 33 1:36.580 Patrick BOOTH
ROW 5	9	115 1:35.610 Bradley PORTER	10 65 1:36.042 Richard JEPP
ROW 4	7	57 1:35.431 Jack WHEELER	8 91 1:35.520 Liam BROWNING
ROW 3	5	111 1:35.056 Richard BLISS	6 27 1:35.404 Joshua JACKSON
ROW 2	3	18 1:34.625 Stuart BLISS	4 21 1:34.820 Christopher MACKENZIE
ROW 1	1	23 1:34.332 Joe MOSS	2 3 1:34.618 Elliot LETTIS

Pole

Donington Park National: 1.9790 miles

These results are provisional until the conclusion of any judicial and technical matters.

Clerk Of Course : Graham Lindley	Stewards :	Timekeeper : Richard Lomax
----------------------------------	------------	----------------------------

Results can be found at www.tsl-timing.com

Printed - 09:56 Sunday, 10 September 2023



TCR UK Race Weekend - Donington Park - 9th/10th Sept 2023



BRSCC CityCar Cup Championship



RACE 9 - CLASSIFICATION

POS	NO	CL	PIC NAME	ENTRY	LAPS	TIME	GAP	DIFF	MPH	BEST	ON
1	18		1 Stuart BLISS	Toyota Aygo	4	6:35.307			71.74	1:37.289	4
2	111	G	1 Richard BLISS	Toyota Aygo	4	6:35.684	0.377	0.377	71.67	1:37.323	4
3	23	NOV	1 Joe MOSS	Citroen C1	4	6:36.143	0.836	0.459	71.59	1:37.876	3
4	27	NOV	2 Joshua JACKSON	Citroen C1	4	6:40.225	4.918	4.082	70.86	1:36.985	4
5	91	SMC	1 Liam BROWNING	Citroen C1	4	6:40.619	5.312	0.394	70.79	1:36.420	4
6	115		2 Bradley PORTER	Citroen C1	4	6:40.932	5.625	0.313	70.74	1:36.442	4
7	57	SMC	2 Jack WHEELER	Citroen C1	4	6:41.136	5.829	0.204	70.70	1:36.104	4
8	21		3 Christopher MACKENZIE	Citroen C1	4	6:41.383	6.076	0.247	70.66	1:35.775	4
9	65	SMC	3 Richard JEPPI	Peugeot 107	4	6:43.873	8.566	2.490	70.22	1:37.865	4
10	3		4 Elliot LETTIS	Peugeot 107	4	6:44.144	8.837	0.271	70.17	1:37.769	2
11	33	G	2 Patrick BOOTH	Citroen C1	4	6:46.606	11.299	2.462	69.75	1:37.811	4
12	72	SMC (N) (G)	1 Haydn PAYNE	Toyota Aygo	4	6:47.253	11.946	0.647	69.64	1:37.662	4
13	88		5 Richard SNUGGS	Citroen C1	4	6:48.973	13.666	1.720	69.34	1:38.090	4
14	30		6 Adam REYNOLDS	Peugeot 107	4	6:50.278	14.971	1.305	69.12	1:38.548	4
15	14		7 Dominic FLETCHER	Citroen C1	4	6:51.915	16.608	1.637	68.85	1:38.269	4
16	310		8 John NICHOLSON	Peugeot 107	4	6:52.553	17.246	0.638	68.74	1:37.997	4
17	73		9 Andrew PAYNE	Peugeot 107	4	6:52.887	17.580	0.334	68.69	1:38.106	4
18	17	NOV	3 Harvey BLAKE-JONES	Citroen C1	4	6:55.126	19.819	2.239	68.32	1:38.771	4
19	12	SMC (N)	1 Arthur SIMONDET	Citroen C1	4	6:57.021	21.714	1.895	68.01	1:39.599	3
20	46		10 Craig FLYNN	Citroen C1	4	6:57.746	22.439	0.725	67.89	1:39.196	4
21	64		11 Bob BANNISTER	Toyota Aygo	4	6:57.896	22.589	0.150	67.86	1:39.595	3
22	41	NOV	4 Alex FODEN	Citroen C1	4	6:58.164	22.857	0.268	67.82	1:38.668	4
23	97	NOV	5 Alistair MEIRING	Citroen C1	4	6:58.911	23.604	0.747	67.70	1:39.900	4
24	221	G	3 Charles MACKENZIE	Citroen C1	4	6:59.528	24.221	0.617	67.60	1:38.944	3
25	49	SMC (N)	2 James SMITH	Citroen C1	4	7:00.143	24.836	0.615	67.50	1:39.996	3
26	43	NOV (G)	1 Will HOPKINS	Citroen C1	4	7:36.804	1:01.497	36.661	62.08	1:39.729	4

NOT CLASSIFIED

DNF 37* Ian HOWARD Citroen C1 0

NOT STARTED

NS	5	NOV (G)	David WILLIAMS	Citroen C1
NS	36	NOV	Prem GHINDE	Citroen C1
NS	174	SMC	Emilia VINCENT	Toyota Aygo
NS	210	NOV	Luis TORRES	Citroen C1

FASTEST LAP

21			Christopher MACKENZIE	Citroen C1	4	1:35.775	74.38 mph	119.71 kph
57	SMC		Jack WHEELER	Citroen C1	4	1:36.104	74.13 mph	119.30 kph
27	NOV		Joshua JACKSON	Citroen C1	4	1:36.985	73.46 mph	118.22 kph
111	G		Richard BLISS	Toyota Aygo	4	1:37.323	73.20 mph	117.81 kph
72	SMC (N) (G)		Haydn PAYNE	Toyota Aygo	4	1:37.662	72.95 mph	117.40 kph
12	SMC (N)		Arthur SIMONDET	Citroen C1	3	1:39.599	71.53 mph	115.12 kph
43	NOV (G)		Will HOPKINS	Citroen C1	4	1:39.729	71.44 mph	114.97 kph

Cars 5, 36, 174, 210 did not take the restart

Weather / Track : Bright / Damp

These results are provisional until the conclusion of any judicial and technical matters.

Race Distance: 4 Laps / 7.91 miles

Donington Park National: 1.9790 miles

Date: 10/09/2023 Start: 14:37 Finish: 14:43

Clerk Of Course : Graham Lindley	Stewards :	Timekeeper : Richard Lomax
----------------------------------	------------	----------------------------

Results can be found at www.tsl-timing.com

Printed - 14:59 Sunday, 10 September 2023



TCR UK Race Weekend - Donington Park - 9th/10th Sept 2023

BRSCC CityCar Cup Championship

RACE 9 - LAP CHART

LAP 1 @ 14:39:00.717			LAP 2 @ 14:40:38.638			LAP 3 @ 14:42:16.514			LAP 4 @ 14:43:54.045		
NO	BEHIND	LAP TIME	NO	BEHIND	LAP TIME	NO	BEHIND	LAP TIME	NO	BEHIND	LAP TIME
23		1:41.979	23		1:37.921	23		1:37.876	18		1:37.289
3	0.392	1:42.371	3	0.240	1:37.769	18	0.242	1:37.633	111	0.377	1:37.323
18	0.690	1:42.669	18	0.485	1:37.716	111	0.585	1:37.405	23	0.836	1:38.367
111	1.031	1:43.010	111	1.056	1:37.946	3	0.934	1:38.570	27	4.918	1:36.985
91	2.331	1:44.310	27	5.689	1:40.475	27	5.464	1:37.651	91	5.312	1:36.420
57	2.522	1:44.501	57	6.224	1:41.623	91	6.423	1:37.428	115	5.625	1:36.442
21	2.704	1:44.683	91	6.871	1:42.461	115	6.714	1:37.492	57	5.829	1:36.104
27	3.135	1:45.114	115	7.098	1:40.964	57	7.256	1:38.908	21	6.076	1:35.775
115	4.055	1:46.034	65	7.255	1:40.774	21	7.832	1:38.319	65	8.566	1:37.865
65	4.402	1:46.381	21	7.389	1:42.606	65	8.232	1:38.853	3	8.837	1:45.434
33	4.855	1:46.834	33	10.251	1:43.317	33	11.019	1:38.644	33	11.299	1:37.811
72	5.262	1:47.241	72	11.841	1:44.500	72	11.815	1:37.850	72	11.946	1:37.662
88	5.485	1:47.464	310	12.063	1:42.325	88	13.107	1:38.644	88	13.666	1:38.090
30	7.108	1:49.087	88	12.339	1:44.775	30	13.954	1:39.222	30	14.971	1:38.548
310	7.659	1:49.638	30	12.608	1:43.421	221	14.289	1:38.944	14	16.608	1:38.269
14	8.212	1:50.191	221	13.221	1:42.532	14	15.870	1:40.287	310	17.246	1:37.997
221	8.610	1:50.589	14	13.459	1:43.168	310	16.780	1:42.593	73	17.580	1:38.106
64	10.412	1:52.391	73	13.869	1:39.706	73	17.005	1:41.012	17	19.819	1:38.771
73	12.084	1:54.063	17	16.985	1:41.482	17	18.579	1:39.470	12	21.714	1:40.315
17	13.424	1:55.403	12	17.207	1:41.028	12	18.930	1:39.599	46	22.439	1:39.196
97	13.941	1:55.920	64	18.101	1:45.610	64	19.820	1:39.595	64	22.589	1:40.300
12	14.100	1:56.079	46	18.596	1:42.397	46	20.774	1:40.054	41	22.857	1:38.668
46	14.120	1:56.099	97	19.072	1:43.052	97	21.235	1:40.039	97	23.604	1:39.900
41	14.457	1:56.436	41	19.440	1:42.904	41	21.720	1:40.156	221	24.221	1:47.463
49	15.312	1:57.291	49	20.173	1:42.782	49	22.293	1:39.996	49	24.836	1:40.074
43	51.051	2:33.030	43	56.308	1:43.178	43	59.299	1:40.867	43	1:01.497	1:39.729

TCR UK Race Weekend - Donington Park - 9th/10th Sept 2023

BRSCC CityCar Cup Championship

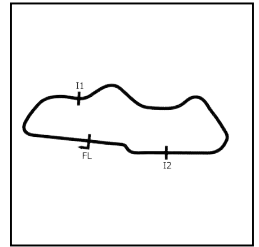
RACE 9 - POSITION CHART

No	Name	Lap Pos				
			←	↻	↻	↻
30	REYNOLDS	1	23	23	23	18
3	LETTIS	2	3	3	18	111
64	BANNISTER	3	18	18	111	23
73	PAYNE	4	111	111	3	27
18	BLISS	5	91	27	27	91
88	SNUGGS	6	57	57	91	115
310	NICHOLSON	7	21	91	115	57
14	FLETCHER	8	27	115	57	21
46	FLYNN	9	115	65	21	65
21	MACKENZIE	10	65	21	65	3
115	PORTER	11	33	33	33	33
37	HOWARD	12	72	72	72	72
221	MACKENZIE	13	88	310	88	88
111	BLISS	14	30	88	30	30
33	BOOTH	15	310	30	221	14
23	MOSS	16	14	221	14	310
36	GHINDE	17	221	14	310	73
27	JACKSON	18	64	73	73	17
210	TORRES	19	73	17	17	12
97	MEIRING	20	17	12	12	46
41	FODEN	21	97	64	64	64
17	BLAKE-JONES	22	12	46	46	41
43	HOPKINS	23	46	97	97	97
5	WILLIAMS	24	41	41	41	221
65	JEPP	25	49	49	49	49
57	WHEELER	26	43	43	43	43
174	VINCENT	27				
91	BROWNING	28				
49	SMITH	29				
12	SIMONDET	30				
72	PAYNE	31				

TCR UK Race Weekend - Donington Park - 9th/10th Sept 2023

BRSCC CityCar Cup Championship

RACE 9 - SECTOR ANALYSIS



SECTOR 1 = FL to I1, SECTOR 2 = I1 to I2, SECTOR 3 = I2 to FL, DIFF = Difference To Personal Best Lap, P = Crossed Finish Line in Pit Lane, D = Time Disallowed

P1 18		Stuart BLISS		Toyota Aygo			
IDEAL LAP TIME : 1:37.193		BEST LAP TIME : 1:37.289		DIFFERENCE : 0.096			
LAP	SECTOR 1	SECTOR 2	SECTOR 3	LAP TIME	MPH	DIFF	TIME OF DAY
1 -		51.340	16.961	1:42.669	69.39	5.380	14:39:01.407
2 -	28.951	51.863	16.902	1:37.716 (3)	72.91	0.427	14:40:39.123
3 -	29.237	51.478	16.918	1:37.633 (2)	72.97	0.344	14:42:16.756
4 -	29.009	51.354	16.926	1:37.289 (1)	73.23		14:43:54.045

P2 111 G		Richard BLISS		Toyota Aygo			
IDEAL LAP TIME : 1:36.578		BEST LAP TIME : 1:37.323		DIFFERENCE : 0.745			
LAP	SECTOR 1	SECTOR 2	SECTOR 3	LAP TIME	MPH	DIFF	TIME OF DAY
1 -		50.908	16.978	1:43.010	69.16	5.687	14:39:01.748
2 -	29.183	51.898	16.865	1:37.946 (3)	72.74	0.623	14:40:39.694
3 -	28.901	51.524	16.980	1:37.405 (2)	73.14	0.082	14:42:17.099
4 -	28.805	51.346	17.172	1:37.323 (1)	73.20		14:43:54.422

P3 23 NOV		Joe MOSS		Citroen C1			
IDEAL LAP TIME : 1:36.617		BEST LAP TIME : 1:37.876		DIFFERENCE : 1.259			
LAP	SECTOR 1	SECTOR 2	SECTOR 3	LAP TIME	MPH	DIFF	TIME OF DAY
1 -		50.752	17.063	1:41.979	69.86	4.103	14:39:00.717
2 -	29.031	51.951	16.939	1:37.921 (2)	72.75	0.045	14:40:38.638
3 -	29.399	51.643	16.834	1:37.876 (1)	72.79		14:42:16.514
4 -	29.069	51.816	17.482	1:38.367 (3)	72.42	0.491	14:43:54.881

P4 27 NOV		Joshua JACKSON		Citroen C1			
IDEAL LAP TIME : 1:36.985		BEST LAP TIME : 1:36.985		DIFFERENCE : 0.000			
LAP	SECTOR 1	SECTOR 2	SECTOR 3	LAP TIME	MPH	DIFF	TIME OF DAY
1 -		52.119	17.353	1:45.114	67.77	8.129	14:39:03.852
2 -	29.654	53.393	17.428	1:40.475 (3)	70.90	3.490	14:40:44.327
3 -	28.987	51.337	17.327	1:37.651 (2)	72.96	0.666	14:42:21.978
4 -	28.787	51.100	17.098	1:36.985 (1)	73.46		14:43:58.963

P5 91 SMC		Liam BROWNING		Citroen C1			
IDEAL LAP TIME : 1:36.203		BEST LAP TIME : 1:36.420		DIFFERENCE : 0.217			
LAP	SECTOR 1	SECTOR 2	SECTOR 3	LAP TIME	MPH	DIFF	TIME OF DAY
1 -		51.635	17.062	1:44.310	68.30	7.890	14:39:03.048
2 -	30.607	53.604	18.250	1:42.461 (3)	69.53	6.041	14:40:45.509
3 -	29.107	51.230	17.091	1:37.428 (2)	73.12	1.008	14:42:22.937
4 -	28.688	50.453	17.279	1:36.420 (1)	73.89		14:43:59.357

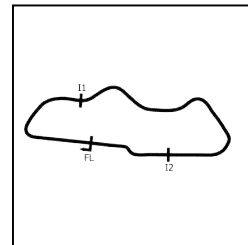
P6 115		Bradley PORTER		Citroen C1			
IDEAL LAP TIME : 1:35.978		BEST LAP TIME : 1:36.442		DIFFERENCE : 0.464			
LAP	SECTOR 1	SECTOR 2	SECTOR 3	LAP TIME	MPH	DIFF	TIME OF DAY
1 -		52.733	17.416	1:46.034	67.19	9.592	14:39:04.772
2 -	29.240	53.894	17.830	1:40.964 (3)	70.56	4.522	14:40:45.736
3 -	29.096	51.452	16.944	1:37.492 (2)	73.07	1.050	14:42:23.228
4 -	28.597	50.437	17.408	1:36.442 (1)	73.87		14:43:59.670

P7 57 SMC		Jack WHEELER		Citroen C1			
IDEAL LAP TIME : 1:36.104		BEST LAP TIME : 1:36.104		DIFFERENCE : 0.000			
LAP	SECTOR 1	SECTOR 2	SECTOR 3	LAP TIME	MPH	DIFF	TIME OF DAY
1 -		51.731	17.362	1:44.501	68.17	8.397	14:39:03.239
2 -	29.618	53.989	18.016	1:41.623 (3)	70.10	5.519	14:40:44.862
3 -	29.229	52.393	17.286	1:38.908 (2)	72.03	2.804	14:42:23.770
4 -	28.592	50.504	17.008	1:36.104 (1)	74.13		14:43:59.874

TCR UK Race Weekend - Donington Park - 9th/10th Sept 2023

BRSCC CityCar Cup Championship

RACE 9 - SECTOR ANALYSIS



SECTOR 1 = FL to I1, SECTOR 2 = I1 to I2, SECTOR 3 = I2 to FL, DIFF = Difference To Personal Best Lap, P = Crossed Finish Line in Pit Lane, D = Time Disallowed

P8 21		Christopher MACKENZIE		Citroen C1			
IDEAL LAP TIME : 1:35.775		BEST LAP TIME : 1:35.775		DIFFERENCE : 0.000			
LAP	SECTOR 1	SECTOR 2	SECTOR 3	LAP TIME	MPH	DIFF	TIME OF DAY
1 -		52.359	17.237	1:44.683	68.05	8.908	14:39:03.421
2 -	29.858	54.081	18.667	1:42.606 (3)	69.43	6.831	14:40:46.027
3 -	29.230	51.581	17.508	1:38.319 (2)	72.46	2.544	14:42:24.346
4 -	28.451	50.247	17.077	1:35.775 (1)	74.38		14:44:00.121

P9 65 SMC		Richard JEPPI		Peugeot 107			
IDEAL LAP TIME : 1:37.077		BEST LAP TIME : 1:37.865		DIFFERENCE : 0.788			
LAP	SECTOR 1	SECTOR 2	SECTOR 3	LAP TIME	MPH	DIFF	TIME OF DAY
1 -		52.774	17.748	1:46.381	66.97	8.516	14:39:05.119
2 -	29.185	54.345	17.244	1:40.774 (3)	70.69	2.909	14:40:45.893
3 -	29.231	51.650	17.972	1:38.853 (2)	72.07	0.988	14:42:24.746
4 -	28.809	51.024	18.032	1:37.865 (1)	72.80		14:44:02.611

P10 3		Elliot LETTIS		Peugeot 107			
IDEAL LAP TIME : 1:36.569		BEST LAP TIME : 1:37.769		DIFFERENCE : 1.200			
LAP	SECTOR 1	SECTOR 2	SECTOR 3	LAP TIME	MPH	DIFF	TIME OF DAY
1 -		50.989	17.013	1:42.371	69.59	4.602	14:39:01.109
2 -	28.888	51.952	16.929	1:37.769 (1)	72.87		14:40:38.878
3 -	28.785	52.990	16.795	1:38.570 (2)	72.28	0.801	14:42:17.448
4 -	37.331	51.211	16.892	1:45.434 (3)	67.57	7.665	14:44:02.882

P11 33 G		Patrick BOOTH		Citroen C1			
IDEAL LAP TIME : 1:37.777		BEST LAP TIME : 1:37.811		DIFFERENCE : 0.034			
LAP	SECTOR 1	SECTOR 2	SECTOR 3	LAP TIME	MPH	DIFF	TIME OF DAY
1 -		53.136	17.510	1:46.834	66.68	9.023	14:39:05.572
2 -	29.313	56.798	17.206	1:43.317 (3)	68.95	5.506	14:40:48.889
3 -	29.081	52.362	17.201	1:38.644 (2)	72.22	0.833	14:42:27.533
4 -	29.115	51.716	16.980	1:37.811 (1)	72.84		14:44:05.344

P12 72 SMC (N)		Haydn PAYNE		Toyota Aygo			
IDEAL LAP TIME : 1:37.393		BEST LAP TIME : 1:37.662		DIFFERENCE : 0.269			
LAP	SECTOR 1	SECTOR 2	SECTOR 3	LAP TIME	MPH	DIFF	TIME OF DAY
1 -		53.550	17.372	1:47.241	66.43	9.579	14:39:05.979
2 -	29.394	57.143	17.963	1:44.500 (3)	68.17	6.838	14:40:50.479
3 -	29.419	51.308	17.123	1:37.850 (2)	72.81	0.188	14:42:28.329
4 -	29.082	51.577	17.003	1:37.662 (1)	72.95		14:44:05.991

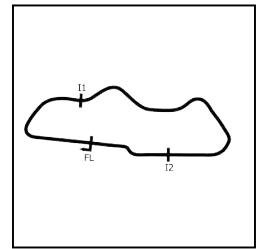
P13 88		Richard SNUGGS		Citroen C1			
IDEAL LAP TIME : 1:38.079		BEST LAP TIME : 1:38.090		DIFFERENCE : 0.011			
LAP	SECTOR 1	SECTOR 2	SECTOR 3	LAP TIME	MPH	DIFF	TIME OF DAY
1 -		52.882	17.286	1:47.464	66.29	9.374	14:39:06.202
2 -	29.472	56.996	18.307	1:44.775 (3)	67.99	6.685	14:40:50.977
3 -	29.355	52.083	17.206	1:38.644 (2)	72.22	0.554	14:42:29.621
4 -	29.366	51.707	17.017	1:38.090 (1)	72.63		14:44:07.711

P14 30		Adam REYNOLDS		Peugeot 107			
IDEAL LAP TIME : 1:38.029		BEST LAP TIME : 1:38.548		DIFFERENCE : 0.519			
LAP	SECTOR 1	SECTOR 2	SECTOR 3	LAP TIME	MPH	DIFF	TIME OF DAY
1 -		54.341	17.195	1:49.087	65.31	10.539	14:39:07.825
2 -	28.881	56.128	18.412	1:43.421 (3)	68.88	4.873	14:40:51.246
3 -	29.325	52.418	17.479	1:39.222 (2)	71.80	0.674	14:42:30.468
4 -	29.281	51.953	17.314	1:38.548 (1)	72.29		14:44:09.016

TCR UK Race Weekend - Donington Park - 9th/10th Sept 2023

BRSCC CityCar Cup Championship

RACE 9 - SECTOR ANALYSIS



SECTOR 1 = FL to I1, SECTOR 2 = I1 to I2, SECTOR 3 = I2 to FL, DIFF = Difference To Personal Best Lap, P = Crossed Finish Line in Pit Lane, D = Time Disallowed

P15 14		Dominic FLETCHER		Citroen C1			
IDEAL LAP TIME : 1:38.136		BEST LAP TIME : 1:38.269		DIFFERENCE : 0.133			
LAP	SECTOR 1	SECTOR 2	SECTOR 3	LAP TIME	MPH	DIFF	TIME OF DAY
1 -		54.484	17.364	1:50.191	64.65	11.922	14:39:08.929
2 -	29.245	54.881	19.042	1:43.168 (3)	69.05	4.899	14:40:52.097
3 -	30.087	53.081	17.119	1:40.287 (2)	71.04	2.018	14:42:32.384
4 -	29.254	51.772	17.243	1:38.269 (1)	72.50		14:44:10.653

P16 310		John NICHOLSON		Peugeot 107			
IDEAL LAP TIME : 1:37.840		BEST LAP TIME : 1:37.997		DIFFERENCE : 0.157			
LAP	SECTOR 1	SECTOR 2	SECTOR 3	LAP TIME	MPH	DIFF	TIME OF DAY
1 -		54.393	17.450	1:49.638	64.98	11.641	14:39:08.376
2 -	28.952	55.338	18.035	1:42.325 (2)	69.62	4.328	14:40:50.701
3 -	29.434	55.679	17.480	1:42.593 (3)	69.44	4.596	14:42:33.294
4 -	28.742	51.648	17.607	1:37.997 (1)	72.70		14:44:11.291

P17 73		Andrew PAYNE		Peugeot 107			
IDEAL LAP TIME : 1:38.106		BEST LAP TIME : 1:38.106		DIFFERENCE : 0.000			
LAP	SECTOR 1	SECTOR 2	SECTOR 3	LAP TIME	MPH	DIFF	TIME OF DAY
1 -		56.594	18.168	1:54.063	62.46	15.957	14:39:12.801
2 -	29.754	52.848	17.104	1:39.706 (2)	71.45	1.600	14:40:52.507
3 -	30.222	53.748	17.042	1:41.012 (3)	70.53	2.906	14:42:33.519
4 -	29.464	51.629	17.013	1:38.106 (1)	72.62		14:44:11.625

P18 17 NOV		Harvey BLAKE-JONES		Citroen C1			
IDEAL LAP TIME : 1:38.771		BEST LAP TIME : 1:38.771		DIFFERENCE : 0.000			
LAP	SECTOR 1	SECTOR 2	SECTOR 3	LAP TIME	MPH	DIFF	TIME OF DAY
1 -		56.468	19.386	1:55.403	61.73	16.632	14:39:14.141
2 -	29.299	54.323	17.860	1:41.482 (3)	70.20	2.711	14:40:55.623
3 -	29.110	52.615	17.745	1:39.470 (2)	71.62	0.699	14:42:35.093
4 -	28.990	52.121	17.660	1:38.771 (1)	72.13		14:44:13.864

P19 12 SMC (N)		Arthur SIMONDET		Citroen C1			
IDEAL LAP TIME : 1:39.599		BEST LAP TIME : 1:39.599		DIFFERENCE : 0.000			
LAP	SECTOR 1	SECTOR 2	SECTOR 3	LAP TIME	MPH	DIFF	TIME OF DAY
1 -		57.204	19.241	1:56.079	61.37	16.480	14:39:14.817
2 -	29.389	54.071	17.568	1:41.028 (3)	70.52	1.429	14:40:55.845
3 -	29.198	53.173	17.228	1:39.599 (1)	71.53		14:42:35.444
4 -	29.324	53.316	17.675	1:40.315 (2)	71.02	0.716	14:44:15.759

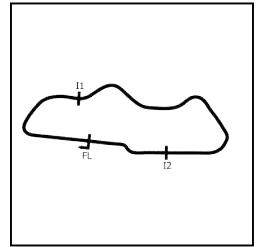
P20 46		Craig FLYNN		Citroen C1			
IDEAL LAP TIME : 1:38.813		BEST LAP TIME : 1:39.196		DIFFERENCE : 0.383			
LAP	SECTOR 1	SECTOR 2	SECTOR 3	LAP TIME	MPH	DIFF	TIME OF DAY
1 -		58.628	20.320	1:56.099	61.36	16.903	14:39:14.837
2 -	30.559	53.663	18.175	1:42.397 (3)	69.57	3.201	14:40:57.234
3 -	28.956	52.912	18.186	1:40.054 (2)	71.20	0.858	14:42:37.288
4 -	29.339	52.407	17.450	1:39.196 (1)	71.82		14:44:16.484

P21 64		Bob BANNISTER		Toyota Aygo			
IDEAL LAP TIME : 1:39.595		BEST LAP TIME : 1:39.595		DIFFERENCE : 0.000			
LAP	SECTOR 1	SECTOR 2	SECTOR 3	LAP TIME	MPH	DIFF	TIME OF DAY
1 -		55.904	17.983	1:52.391	63.39	12.796	14:39:11.129
2 -	29.588	58.008	18.014	1:45.610 (3)	67.46	6.015	14:40:56.739
3 -	29.102	52.830	17.663	1:39.595 (1)	71.53		14:42:36.334
4 -	29.358	52.913	18.029	1:40.300 (2)	71.03	0.705	14:44:16.634

TCR UK Race Weekend - Donington Park - 9th/10th Sept 2023

BRSCC CityCar Cup Championship

RACE 9 - SECTOR ANALYSIS



SECTOR 1 = FL to I1, SECTOR 2 = I1 to I2, SECTOR 3 = I2 to FL, DIFF = Difference To Personal Best Lap, P = Crossed Finish Line in Pit Lane, D = Time Disallowed

P22 41 NOV Alex FODEN		Citroen C1					
IDEAL LAP TIME : 1:38.299		BEST LAP TIME : 1:38.668		DIFFERENCE : 0.369			
LAP	SECTOR 1	SECTOR 2	SECTOR 3	LAP TIME	MPH	DIFF	TIME OF DAY
1 -		56.856	20.552	1:56.436	61.18	17.768	14:39:15.174
2 -	30.100	54.093	18.711	1:42.904 (3)	69.23	4.236	14:40:58.078
3 -	29.050	52.005	19.101	1:40.156 (2)	71.13	1.488	14:42:38.234
4 -	29.419	51.639	17.610	1:38.668 (1)	72.20		14:44:16.902

P23 97 NOV Alistair MEIRING		Citroen C1					
IDEAL LAP TIME : 1:39.298		BEST LAP TIME : 1:39.900		DIFFERENCE : 0.602			
LAP	SECTOR 1	SECTOR 2	SECTOR 3	LAP TIME	MPH	DIFF	TIME OF DAY
1 -		56.898	19.707	1:55.920	61.46	16.020	14:39:14.658
2 -	29.949	54.537	18.566	1:43.052 (3)	69.13	3.152	14:40:57.710
3 -	29.811	51.924	18.304	1:40.039 (2)	71.21	0.139	14:42:37.749
4 -	29.545	52.526	17.829	1:39.900 (1)	71.31		14:44:17.649

P24 221 G Charles MACKENZIE		Citroen C1					
IDEAL LAP TIME : 1:38.007		BEST LAP TIME : 1:38.944		DIFFERENCE : 0.937			
LAP	SECTOR 1	SECTOR 2	SECTOR 3	LAP TIME	MPH	DIFF	TIME OF DAY
1 -		54.432	17.345	1:50.589	64.42	11.645	14:39:09.327
2 -	29.452	54.524	18.556	1:42.532 (2)	69.48	3.588	14:40:51.859
3 -	30.389	51.530	17.025	1:38.944 (1)	72.00		14:42:30.803
4 -	35.686	53.571	18.206	1:47.463 (3)	66.29	8.519	14:44:18.266

P25 49 SMC (N) James SMITH		Citroen C1					
IDEAL LAP TIME : 1:39.858		BEST LAP TIME : 1:39.996		DIFFERENCE : 0.138			
LAP	SECTOR 1	SECTOR 2	SECTOR 3	LAP TIME	MPH	DIFF	TIME OF DAY
1 -		58.520	18.298	1:57.291	60.74	17.295	14:39:16.029
2 -	30.100	54.671	18.011	1:42.782 (3)	69.31	2.786	14:40:58.811
3 -	29.438	53.033	17.525	1:39.996 (1)	71.24		14:42:38.807
4 -	29.493	52.895	17.686	1:40.074 (2)	71.19	0.078	14:44:18.881

P26 43 NOV (G) Will HOPKINS		Citroen C1					
IDEAL LAP TIME : 1:39.729		BEST LAP TIME : 1:39.729		DIFFERENCE : 0.000			
LAP	SECTOR 1	SECTOR 2	SECTOR 3	LAP TIME	MPH	DIFF	TIME OF DAY
1 -		1:37.195	18.906	2:33.030	46.55	53.301	14:39:51.768
2 -	29.792	55.022	18.364	1:43.178 (3)	69.05	3.449	14:41:34.946
3 -	29.887	53.285	17.695	1:40.867 (2)	70.63	1.138	14:43:15.813
4 -	29.246	52.908	17.575	1:39.729 (1)	71.44		14:44:55.542

TCR UK Race Weekend - Donington Park - 9th/10th Sept 2023

BRSCC CityCar Cup Championship

RACE 9 - BEST SECTORS

SECTOR 1			SECTOR 2			SECTOR 3			IDEAL / BEST COMPARISON						
POS	NO	NAME	TIME	NO	NAME	TIME	NO	NAME	TIME	POS	NO	NAME	IDEAL	BEST	DIFF
													PERFECT LAP	1:35.493	
1	21	MACKENZIE	28.451	21	MACKENZIE	50.247	3	LETTIS	16.795	1	21	MACKENZIE	1:35.775	1:35.775	0.000
2	57	WHEELER	28.592	115	PORTER	50.437	23	MOSS	16.834	2	115	PORTER	1:35.978	1:36.442	0.464
3	115	PORTER	28.597	91	BROWNING	50.453	111	BLISS	16.865	3	57	WHEELER	1:36.104	1:36.104	0.000
4	91	BROWNING	28.688	57	WHEELER	50.504	18	BLISS	16.902	4	91	BROWNING	1:36.203	1:36.420	0.217
5	310	NICHOLSON	28.742	23	MOSS	50.752	115	PORTER	16.944	5	3	LETTIS	1:36.569	1:37.769	1.200
6	3	LETTIS	28.785	111	BLISS	50.908	33	BOOTH	16.980	6	111	BLISS	1:36.578	1:37.323	0.745
7	27	JACKSON	28.787	3	LETTIS	50.989	72	PAYNE	17.003	7	23	MOSS	1:36.617	1:37.876	1.259
8	111	BLISS	28.805	65	JEPP	51.024	57	WHEELER	17.008	8	27	JACKSON	1:36.985	1:36.985	0.000
9	65	JEPP	28.809	27	JACKSON	51.100	73	PAYNE	17.013	9	65	JEPP	1:37.077	1:37.865	0.788
10	30	REYNOLDS	28.881	72	PAYNE	51.308	88	SNUGGS	17.017	10	18	BLISS	1:37.193	1:37.289	0.096
11	18	BLISS	28.951	18	BLISS	51.340	221	MACKENZIE	17.025	11	72	PAYNE	1:37.393	1:37.662	0.269
12	46	FLYNN	28.956	221	MACKENZIE	51.530	91	BROWNING	17.062	12	33	BOOTH	1:37.777	1:37.811	0.034
13	17	BLAKE-JONES	28.990	73	PAYNE	51.629	21	MACKENZIE	17.077	13	310	NICHOLSON	1:37.840	1:37.997	0.157
14	23	MOSS	29.031	41	FODEN	51.639	27	JACKSON	17.098	14	221	MACKENZIE	1:38.007	1:38.944	0.937
15	41	FODEN	29.050	310	NICHOLSON	51.648	14	FLETCHER	17.119	15	30	REYNOLDS	1:38.029	1:38.548	0.519
16	33	BOOTH	29.081	88	SNUGGS	51.707	30	REYNOLDS	17.195	16	88	SNUGGS	1:38.079	1:38.090	0.011
17	72	PAYNE	29.082	33	BOOTH	51.716	12	SIMONDET	17.228	17	73	PAYNE	1:38.106	1:38.106	0.000
18	64	BANNISTER	29.102	14	FLETCHER	51.772	65	JEPP	17.244	18	14	FLETCHER	1:38.136	1:38.269	0.133
19	12	SIMONDET	29.198	97	MEIRING	51.924	310	NICHOLSON	17.450	19	41	FODEN	1:38.299	1:38.668	0.369
20	14	FLETCHER	29.245	30	REYNOLDS	51.953	46	FLYNN	17.450	20	17	BLAKE-JONES	1:38.771	1:38.771	0.000
21	43	HOPKINS	29.246	17	BLAKE-JONES	52.121	49	SMITH	17.525	21	46	FLYNN	1:38.813	1:39.196	0.383
22	88	SNUGGS	29.355	46	FLYNN	52.407	43	HOPKINS	17.575	22	97	MEIRING	1:39.298	1:39.900	0.602
23	49	SMITH	29.438	64	BANNISTER	52.830	41	FODEN	17.610	23	64	BANNISTER	1:39.595	1:39.595	0.000
24	221	MACKENZIE	29.452	49	SMITH	52.895	17	BLAKE-JONES	17.660	24	12	SIMONDET	1:39.599	1:39.599	0.000
25	73	PAYNE	29.464	43	HOPKINS	52.908	64	BANNISTER	17.663	25	43	HOPKINS	1:39.729	1:39.729	0.000
26	97	MEIRING	29.545	12	SIMONDET	53.173	97	MEIRING	17.829	26	49	SMITH	1:39.858	1:39.996	0.138
27															

TCR UK Race Weekend - Donington Park - 9th/10th Sept 2023

BRSCC CityCar Cup Championship

RACE 9 - STATISTICS

Competitors Started	26
Planned Start	2023-09-10 @ 14:20:00.000
Actual Start	2023-09-10 @ 14:37:18.737
Finish Time	2023-09-10 @ 14:43:52.472
Track Length	1.9790mi.
Total Laps	104
Total Distance Covered	205.8229mi.

Session Fastest Lap History

NO	CL	NAME	LAP TIME	TIME OF DAY	LAP	VEHICLE
23	NOV	Joe MOSS	1:37.921	14:40:38.651	2	Citroen C1
3		Elliot LETTIS	1:37.769	14:40:38.892	2	Peugeot 107
18		Stuart BLISS	1:37.716	14:40:39.135	2	Toyota Aygo
18		Stuart BLISS	1:37.633	14:42:16.667	3	Toyota Aygo
111	G	Richard BLISS	1:37.405	14:42:17.109	3	Toyota Aygo
18		Stuart BLISS	1:37.289	14:43:54.057	4	Toyota Aygo
27	NOV	Joshua JACKSON	1:36.985	14:43:58.974	4	Citroen C1
91	SMC	Liam BROWNING	1:36.420	14:43:59.382	4	Citroen C1
57	SMC	Jack WHEELER	1:36.104	14:43:59.887	4	Citroen C1
21		Christopher MACKENZIE	1:35.775	14:44:00.155	4	Citroen C1

Session Leader History

NO	CL	NAME	FROM LAP	LAPS LED	DISTANCE	VEHICLE
23	NOV	Joe MOSS	1	3	5.89 miles	Citroen C1
18		Stuart BLISS	4	1	1.97 miles	Toyota Aygo

Flag History

TYPE	TIME OF DAY
GREEN	14:37:18.737
FINISH	14:43:52.472

Flag Statistics

TYPE	COUNT	TOTAL LAPS	TOTAL TIME
Green	1	4	7:43.612
Red	0	0	0.000
Safety Car	0	0	0.000
FCY	0	0	0.000

TCR UK Race Weekend - Donington Park - 9th/10th Sept 2023

BRSCC CityCar Cup Championship

RACE 9 - STATISTICS

CLASS :

11 Starters

Fastest Lap History

NO	NAME	LAP TIME	TIME OF DAY	LAP	VEHICLE
3	Elliot LETTIS	1:37.769	14:40:38.892	2	Peugeot 107
18	Stuart BLISS	1:37.716	14:40:39.135	2	Toyota Aygo
18	Stuart BLISS	1:37.633	14:42:16.667	3	Toyota Aygo
115	Bradley PORTER	1:37.492	14:42:23.249	3	Citroen C1
18	Stuart BLISS	1:37.289	14:43:54.057	4	Toyota Aygo
115	Bradley PORTER	1:36.442	14:43:59.690	4	Citroen C1
21	Christopher MACKENZIE	1:35.775	14:44:00.155	4	Citroen C1

Leader History

NO	NAME	FROM LAP	LAPS LED	DISTANCE	VEHICLE
3	Elliot LETTIS	1	2	3.92 miles	Peugeot 107
18	Stuart BLISS	3	2	3.95 miles	Toyota Aygo

TCR UK Race Weekend - Donington Park - 9th/10th Sept 2023

BRSCC CityCar Cup Championship

RACE 9 - STATISTICS

CLASS : G

3 Starters

Fastest Lap History

NO	NAME	LAP TIME	TIME OF DAY	LAP	VEHICLE
111	Richard BLISS	1:37.946	14:40:39.705	2	Toyota Aygo
111	Richard BLISS	1:37.405	14:42:17.109	3	Toyota Aygo
111	Richard BLISS	1:37.323	14:43:54.434	4	Toyota Aygo

Leader History

NO	NAME	FROM LAP	LAPS LED	DISTANCE	VEHICLE
111	Richard BLISS	1	4	7.87 miles	Toyota Aygo

TCR UK Race Weekend - Donington Park - 9th/10th Sept 2023

BRSCC CityCar Cup Championship

RACE 9 - STATISTICS

CLASS : NOV

5 Starters

Fastest Lap History

NO	NAME	LAP TIME	TIME OF DAY	LAP	VEHICLE
23	Joe MOSS	1:37.921	14:40:38.651	2	Citroen C1
23	Joe MOSS	1:37.876	14:42:16.527	3	Citroen C1
27	Joshua JACKSON	1:37.651	14:42:21.990	3	Citroen C1
27	Joshua JACKSON	1:36.985	14:43:58.974	4	Citroen C1

Leader History

NO	NAME	FROM LAP	LAPS LED	DISTANCE	VEHICLE
23	Joe MOSS	1	4	7.87 miles	Citroen C1

TCR UK Race Weekend - Donington Park - 9th/10th Sept 2023

BRSCC CityCar Cup Championship

RACE 9 - STATISTICS

CLASS : NOV (G)

1 Starters

Fastest Lap History

NO	NAME	LAP TIME	TIME OF DAY	LAP	VEHICLE
43	Will HOPKINS	1:43.178	14:41:34.953	2	Citroen C1
43	Will HOPKINS	1:40.867	14:43:15.819	3	Citroen C1
43	Will HOPKINS	1:39.729	14:44:55.549	4	Citroen C1

Leader History

NO	NAME	FROM LAP	LAPS LED	DISTANCE	VEHICLE
43	Will HOPKINS	1	4	7.87 miles	Citroen C1

TCR UK Race Weekend - Donington Park - 9th/10th Sept 2023

BRSCC CityCar Cup Championship

RACE 9 - STATISTICS

CLASS : SMC

3 Starters

Fastest Lap History

NO	NAME	LAP TIME	TIME OF DAY	LAP	VEHICLE
57	Jack WHEELER	1:41.623	14:40:44.876	2	Citroen C1
65	Richard JEPP	1:40.774	14:40:45.908	2	Peugeot 107
91	Liam BROWNING	1:37.428	14:42:22.962	3	Citroen C1
91	Liam BROWNING	1:36.420	14:43:59.382	4	Citroen C1
57	Jack WHEELER	1:36.104	14:43:59.887	4	Citroen C1

Leader History

NO	NAME	FROM LAP	LAPS LED	DISTANCE	VEHICLE
91	Liam BROWNING	1	1	1.94 miles	Citroen C1
57	Jack WHEELER	2	1	1.97 miles	Citroen C1
91	Liam BROWNING	3	2	3.95 miles	Citroen C1

TCR UK Race Weekend - Donington Park - 9th/10th Sept 2023

BRSCC CityCar Cup Championship

RACE 9 - STATISTICS

CLASS : SMC (N)

2 Starters

Fastest Lap History

NO	NAME	LAP TIME	TIME OF DAY	LAP	VEHICLE
12	Arthur SIMONDET	1:41.028	14:40:55.856	2	Citroen C1
12	Arthur SIMONDET	1:39.599	14:42:35.455	3	Citroen C1

Leader History

NO	NAME	FROM LAP	LAPS LED	DISTANCE	VEHICLE
12	Arthur SIMONDET	1	4	7.87 miles	Citroen C1

TCR UK Race Weekend - Donington Park - 9th/10th Sept 2023

BRSCC CityCar Cup Championship

RACE 9 - STATISTICS

CLASS : SMC (N) (G)

1 Starters

Fastest Lap History

NO	NAME	LAP TIME	TIME OF DAY	LAP	VEHICLE
72	Haydn PAYNE	1:44.500	14:40:50.490	2	Toyota Aygo
72	Haydn PAYNE	1:37.850	14:42:28.340	3	Toyota Aygo
72	Haydn PAYNE	1:37.662	14:44:06.004	4	Toyota Aygo

Leader History

NO	NAME	FROM LAP	LAPS LED	DISTANCE	VEHICLE
72	Haydn PAYNE	1	4	7.87 miles	Toyota Aygo

TCR UK Race Weekend - Donington Park - 9th/10th Sept 2023



BRSCC CityCar Cup Championship



RACE 16 - GRID (15 minutes)

ROW 16	31	5 David WILLIAMS	
ROW 15	29	36 Prem GHINDE	30 174 Emilia VINCENT
ROW 14	27	37 Ian HOWARD	28 210 Luis TORRES
ROW 13	25	49 James SMITH	26 43 Will HOPKINS
ROW 12	23	97 Alistair MEIRING	24 221 Charles MACKENZIE
ROW 11	21	64 Bob BANNISTER	22 41 Alex FODEN
ROW 10	19	12 Arthur SIMONDET	20 46 Craig FLYNN
ROW 9	17	73 Andrew PAYNE	18 17 Harvey BLAKE-JONES
ROW 8	15	14 Dominic FLETCHER	16 310 John NICHOLSON
ROW 7	13	88 Richard SNUGGS	14 30 Adam REYNOLDS
ROW 6	11	33 Patrick BOOTH	12 72 Haydn PAYNE
ROW 5	9	65 Richard JEPPI	10 3 Elliot LETTIS
ROW 4	7	57 Jack WHEELER	8 21 Christopher MACKENZIE
ROW 3	5	91 Liam BROWNING	6 115 Bradley PORTER
ROW 2	3	23 Joe MOSS	4 27 Joshua JACKSON
ROW 1	1	18 Stuart BLISS	2 111 Richard BLISS

Pole

Donington Park National: 1.9790 miles

These results are provisional until the conclusion of any judicial and technical matters.

Clerk Of Course : Graham Lindley	Stewards :	Timekeeper : Richard Lomax
----------------------------------	------------	----------------------------

Results can be found at www.tsl-timing.com

Printed - 15:02 Sunday, 10 September 2023



TCR UK Race Weekend - Donington Park - 9th/10th Sept 2023



BRSCC CityCar Cup Championship



RACE 16 - CLASSIFICATION

POS	NO	CL	PIC NAME	ENTRY	LAPS	TIME	GAP	DIFF	MPH	BEST	ON
1	18		1 Stuart BLISS	Toyota Aygo	5	11:07.569			53.15	1:35.401	5
2	111	G	1 Richard BLISS	Toyota Aygo	5	11:07.884	0.315	0.315	53.13	1:35.339	4
3	23	NOV	1 Joe MOSS	Citroen C1	5	11:08.890	1.321	1.006	53.05	1:35.330	4
4	91	SMC	1 Liam BROWNING	Citroen C1	5	11:09.039	1.470	0.149	53.04	1:35.250	4
5	21		2 Christopher MACKENZIE	Citroen C1	5	11:09.384	1.815	0.345	53.01	1:34.997	5
6	65	SMC	2 Richard JEPPI	Peugeot 107	5	11:10.442	2.873	1.058	52.93	1:35.769	5
7	57	SMC	3 Jack WHEELER	Citroen C1	5	11:12.886	5.317	2.444	52.73	1:36.139	4
8	3		3 Elliot LETTIS	Peugeot 107	5	11:14.868	7.299	1.982	52.58	1:36.522	5
9	33	G	2 Patrick BOOTH	Citroen C1	5	11:15.334	7.765	0.466	52.54	1:36.631	5
10	88		4 Richard SNUGGS	Citroen C1	5	11:15.535	7.966	0.201	52.53	1:36.195	5
11	30		5 Adam REYNOLDS	Peugeot 107	5	11:16.709	9.140	1.174	52.44	1:36.619	3
12	72	SMC (N)(G)	1 Haydn PAYNE	Toyota Aygo	5	11:17.106	9.537	0.397	52.40	1:36.713	3
13	310		6 John NICHOLSON	Peugeot 107	5	11:19.546	11.977	2.440	52.22	1:37.463	5
14	115		7 Bradley PORTER	Citroen C1	5	11:21.109	13.540	1.563	52.10	1:36.263	3
15	14		8 Dominic FLETCHER	Citroen C1	5	11:21.459	13.890	0.350	52.07	1:38.653	2
16	46		9 Craig FLYNN	Citroen C1	5	11:21.738	14.169	0.279	52.05	1:37.889	4
17	17	NOV	2 Harvey BLAKE-JONES	Citroen C1	5	11:22.480	14.911	0.742	51.99	1:37.297	4
18	41	NOV	3 Alex FODEN	Citroen C1	5	11:22.706	15.137	0.226	51.97	1:37.439	4
19	43	NOV (G)	1 Will HOPKINS	Citroen C1	5	11:22.751	15.182	0.045	51.97	1:36.000	5
20	73		10 Andrew PAYNE	Peugeot 107	5	11:22.896	15.327	0.145	51.96	1:37.375	4
21	12	SMC (N)	1 Arthur SIMONDET	Citroen C1	5	11:24.453	16.884	1.557	51.84	1:36.950	5
22	221	G	3 Charles MACKENZIE	Citroen C1	5	11:25.718	18.149	1.265	51.75	1:37.509	5
23	27	NOV	4 Joshua JACKSON	Citroen C1	5	11:35.166	27.597	9.448	51.04	1:37.962	5
24	64		11 Bob BANNISTER	Toyota Aygo	5	11:36.517	28.948	1.351	50.94	1:39.721	4
25	97	NOV	5 Alistair MEIRING	Citroen C1	5	11:37.008	29.439	0.491	50.91	1:39.023	5
26	37		12 Ian HOWARD	Citroen C1	5	11:37.582	30.013	0.574	50.87	1:39.134	2
27	49	SMC (N)	2 James SMITH	Citroen C1	5	11:39.779	32.210	2.197	50.71	1:40.000	5
28	5	NOV (G)	2 David WILLIAMS	Citroen C1	5	11:42.677	35.108	2.898	50.50	1:41.167	2
29	174	SMC	4 Emilia VINCENT	Toyota Aygo	5	12:00.450	52.881	17.773	49.25	1:43.342	4

NOT STARTED

NS	210	NOV	Luis TORRES	Citroen C1
NS	36	NOV	Prem GHINDE	Citroen C1

FASTEST LAP

21			Christopher MACKENZIE	Citroen C1	5	1:34.997	74.99 mph	120.69 kph
91	SMC		Liam BROWNING	Citroen C1	4	1:35.250	74.79 mph	120.37 kph
23	NOV		Joe MOSS	Citroen C1	4	1:35.330	74.73 mph	120.27 kph
111	G		Richard BLISS	Toyota Aygo	4	1:35.339	74.72 mph	120.26 kph
43	NOV (G)		Will HOPKINS	Citroen C1	5	1:36.000	74.21 mph	119.43 kph
72	SMC (N)(G)		Haydn PAYNE	Toyota Aygo	3	1:36.713	73.66 mph	118.55 kph
12	SMC (N)		Arthur SIMONDET	Citroen C1	5	1:36.950	73.48 mph	118.26 kph

Weather / Track : Bright / Dry

These results are provisional until the conclusion of any judicial and technical matters.

Race Distance: 5 Laps / 9.89 miles

Donington Park National: 1.9790 miles

Date: 10/09/2023 Start: 18:55 Finish: 19:06

Clerk Of Course : Graham Lindley	Stewards :	Timekeeper : Richard Lomax
----------------------------------	------------	----------------------------

Results can be found at www.tsl-timing.com

Printed - 19:07 Sunday, 10 September 2023



TCR UK Race Weekend - Donington Park - 9th/10th Sept 2023

BRSCC CityCar Cup Championship

RACE 16 - LAP CHART

LAP 1 @ 18:59:42.619			LAP 2 @ 19:01:21.041			LAP 3 @ 19:02:57.475			LAP 4 @ 19:04:32.895			LAP 5 @ 19:06:08.296		
NO	BEHIND	LAP TIME	NO	BEHIND	LAP TIME	NO	BEHIND	LAP TIME	NO	BEHIND	LAP TIME	NO	BEHIND	LAP TIME
111		4:41.892	111		1:38.422	18		1:36.199	18		1:35.420	18		1:35.401
91	0.174	4:42.066	18	0.235	1:38.248	111	0.415	1:36.849	111	0.334	1:35.339	111	0.315	1:35.382
18	0.409	4:42.301	91	0.981	1:39.229	91	0.922	1:36.375	91	0.752	1:35.250	23	1.321	1:35.512
115	0.605	4:42.497	65	1.124	1:37.984	23	1.300	1:36.519	23	1.210	1:35.330	91	1.470	1:36.119
23	1.114	4:43.006	23	1.215	1:38.523	65	2.015	1:37.325	21	2.219	1:35.373	21	1.815	1:34.997
65	1.562	4:43.454	21	1.681	1:37.597	21	2.266	1:37.019	65	2.505	1:35.910	65	2.873	1:35.769
21	2.506	4:44.398	33	2.323	1:37.796	57	3.831	1:37.258	57	4.550	1:36.139	57	5.317	1:36.168
27	2.656	4:44.548	27	2.648	1:38.414	33	4.162	1:38.273	3	6.178	1:37.110	3	7.299	1:36.522
33	2.949	4:44.841	57	3.007	1:38.222	3	4.488	1:37.321	33	6.535	1:37.793	33	7.765	1:36.631
57	3.207	4:45.099	88	3.272	1:38.207	88	4.979	1:38.141	88	7.172	1:37.613	88	7.966	1:36.195
88	3.487	4:45.379	3	3.601	1:38.250	30	5.452	1:36.619	30	7.573	1:37.541	30	9.140	1:36.968
3	3.773	4:45.665	14	4.356	1:38.653	72	6.167	1:36.713	72	7.799	1:37.052	72	9.537	1:37.139
14	4.125	4:46.017	30	5.267	1:39.082	14	7.081	1:39.159	310	9.915	1:37.751	310	11.977	1:37.463
72	4.590	4:46.482	72	5.888	1:39.720	310	7.584	1:37.678	14	10.511	1:38.850	115	13.540	1:37.420
30	4.607	4:46.499	310	6.340	1:39.385	46	8.421	1:37.986	46	10.890	1:37.889	14	13.890	1:38.780
310	5.377	4:47.269	17	6.448	1:38.564	17	9.192	1:39.178	17	11.069	1:37.297	46	14.169	1:38.680
17	6.306	4:48.198	73	6.626	1:38.460	73	9.430	1:39.238	73	11.385	1:37.375	17	14.911	1:39.243
73	6.588	4:48.480	46	6.869	1:38.413	115	9.696	1:36.263	115	11.521	1:37.245	41	15.137	1:38.653
46	6.878	4:48.770	41	7.115	1:38.233	41	9.866	1:39.185	41	11.885	1:37.439	43	15.182	1:36.000
41	7.304	4:49.196	43	9.337	1:37.606	221	11.404	1:38.272	43	14.583	1:38.212	73	15.327	1:39.343
221	9.232	4:51.124	221	9.566	1:38.756	43	11.791	1:38.888	12	15.335	1:38.366	12	16.884	1:36.950
97	9.802	4:51.694	115	9.867	1:47.684	12	12.389	1:37.927	221	16.041	1:40.057	221	18.149	1:37.509
43	10.153	4:52.045	12	10.896	1:38.978	64	19.706	1:41.949	64	24.007	1:39.721	27	27.597	1:37.962
12	10.340	4:52.232	97	11.665	1:40.285	5	20.056	1:42.618	37	24.856	1:39.899	64	28.948	1:40.342
5	11.127	4:53.019	5	13.872	1:41.167	37	20.377	1:42.174	27	25.036	1:38.270	97	29.439	1:39.023
64	11.795	4:53.687	64	14.191	1:40.818	97	20.686	1:45.455	97	25.817	1:40.551	37	30.013	1:40.558
37	13.925	4:55.817	37	14.637	1:39.134	49	21.315	1:41.174	49	27.611	1:41.716	49	32.210	1:40.000
49	14.775	4:56.667	49	16.575	1:40.222	27	22.186	1:55.972	5	27.923	1:43.287	5	35.108	1:42.586
174	21.103	5:02.995	174	28.582	1:45.901	174	36.772	1:44.624	174	44.694	1:43.342	174	52.881	1:43.588

TCR UK Race Weekend - Donington Park - 9th/10th Sept 2023

BRSCC CityCar Cup Championship

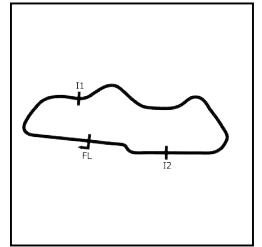
RACE 16 - POSITION CHART

No	Name	Lap Pos	Lap				
			1	2	3	4	5
18	BLISS	1	111	111	18	18	18
111	BLISS	2	91	18	111	111	111
23	MOSS	3	18	91	91	91	23
27	JACKSON	4	115	65	23	23	91
91	BROWNING	5	23	23	65	21	21
115	PORTER	6	65	21	21	65	65
57	WHEELER	7	21	33	57	57	57
21	MACKENZIE	8	27	27	33	3	3
65	JEPP	9	33	57	3	33	33
3	LETTIS	10	57	88	88	88	88
33	BOOTH	11	88	3	30	30	30
72	PAYNE	12	3	14	72	72	72
88	SNUGGS	13	14	30	14	310	310
30	REYNOLDS	14	72	72	310	14	115
14	FLETCHER	15	30	310	46	46	14
310	NICHOLSON	16	310	17	17	17	46
73	PAYNE	17	17	73	73	73	17
17	BLAKE-JONES	18	73	46	115	115	41
12	SIMONDET	19	46	41	41	41	43
46	FLYNN	20	41	43	221	43	73
64	BANNISTER	21	221	221	43	12	12
41	FODEN	22	97	115	12	221	221
97	MEIRING	23	43	12	64	64	27
221	MACKENZIE	24	12	97	5	37	64
49	SMITH	25	5	5	37	27	97
43	HOPKINS	26	64	64	97	97	37
37	HOWARD	27	37	37	49	49	49
210	TORRES	28	49	49	27	5	5
36	GHINDE	29	174	174	174	174	174
174	VINCENT	30					
5	WILLIAMS	31					

TCR UK Race Weekend - Donington Park - 9th/10th Sept 2023

BRSCC CityCar Cup Championship

RACE 16 - SECTOR ANALYSIS



SECTOR 1 = FL to I1, SECTOR 2 = I1 to I2, SECTOR 3 = I2 to FL, DIFF = Difference To Personal Best Lap, P = Crossed Finish Line in Pit Lane, D = Time Disallowed

P1 18		Stuart BLISS		Toyota Aygo			
IDEAL LAP TIME : 1:35.186		BEST LAP TIME : 1:35.401		DIFFERENCE : 0.215			
LAP	SECTOR 1	SECTOR 2	SECTOR 3	LAP TIME	MPH	DIFF	TIME OF DAY
1 -		51.759	17.811	4:42.301	25.23	3:06.900	18:59:43.028
2 -	29.073	52.139	17.036	1:38.248	72.51	2.847	19:01:21.276
3 -	28.621	50.678	16.900	1:36.199 (3)	74.06	0.798	19:02:57.475
4 -	28.167	50.535	16.718	1:35.420 (2)	74.66	0.019	19:04:32.895
5 -	28.242	50.301	16.858	1:35.401 (1)	74.68		19:06:08.296

P2 111 G		Richard BLISS		Toyota Aygo			
IDEAL LAP TIME : 1:35.132		BEST LAP TIME : 1:35.339		DIFFERENCE : 0.207			
LAP	SECTOR 1	SECTOR 2	SECTOR 3	LAP TIME	MPH	DIFF	TIME OF DAY
1 -		50.914	17.597	4:41.892	25.27	3:06.553	18:59:42.619
2 -	29.196	52.216	17.010	1:38.422	72.38	3.083	19:01:21.041
3 -	28.961	50.862	17.026	1:36.849 (3)	73.56	1.510	19:02:57.890
4 -	28.417	50.077	16.845	1:35.339 (1)	74.72		19:04:33.229
5 -	28.210	50.260	16.912	1:35.382 (2)	74.69	0.043	19:06:08.611

P3 23 NOV		Joe MOSS		Citroen C1			
IDEAL LAP TIME : 1:35.199		BEST LAP TIME : 1:35.330		DIFFERENCE : 0.131			
LAP	SECTOR 1	SECTOR 2	SECTOR 3	LAP TIME	MPH	DIFF	TIME OF DAY
1 -		52.277	17.201	4:43.006	25.17	3:07.676	18:59:43.733
2 -	28.571	52.165	17.787	1:38.523	72.31	3.193	19:01:22.256
3 -	28.774	50.829	16.916	1:36.519 (3)	73.81	1.189	19:02:58.775
4 -	28.060	50.383	16.887	1:35.330 (1)	74.73		19:04:34.105
5 -	28.040	50.272	17.200	1:35.512 (2)	74.59	0.182	19:06:09.617

P4 91 SMC		Liam BROWNING		Citroen C1			
IDEAL LAP TIME : 1:35.079		BEST LAP TIME : 1:35.250		DIFFERENCE : 0.171			
LAP	SECTOR 1	SECTOR 2	SECTOR 3	LAP TIME	MPH	DIFF	TIME OF DAY
1 -		51.583	16.743	4:42.066	25.25	3:06.816	18:59:42.793
2 -	29.137	52.243	17.849	1:39.229	71.79	3.979	19:01:22.022
3 -	28.736	50.732	16.907	1:36.375 (3)	73.92	1.125	19:02:58.397
4 -	28.209	50.127	16.914	1:35.250 (1)	74.79		19:04:33.647
5 -	28.297	50.868	16.954	1:36.119 (2)	74.12	0.869	19:06:09.766

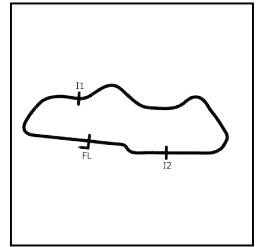
P5 21		Christopher MACKENZIE		Citroen C1			
IDEAL LAP TIME : 1:34.850		BEST LAP TIME : 1:34.997		DIFFERENCE : 0.147			
LAP	SECTOR 1	SECTOR 2	SECTOR 3	LAP TIME	MPH	DIFF	TIME OF DAY
1 -		51.549	18.119	4:44.398	25.05	3:09.401	18:59:45.125
2 -	29.137	51.559	16.901	1:37.597	73.00	2.600	19:01:22.722
3 -	28.615	51.645	16.759	1:37.019 (3)	73.43	2.022	19:02:59.741
4 -	28.163	50.290	16.920	1:35.373 (2)	74.70	0.376	19:04:35.114
5 -	28.303	49.928	16.766	1:34.997 (1)	74.99		19:06:10.111

P6 65 SMC		Richard JEPPI		Peugeot 107			
IDEAL LAP TIME : 1:35.463		BEST LAP TIME : 1:35.769		DIFFERENCE : 0.306			
LAP	SECTOR 1	SECTOR 2	SECTOR 3	LAP TIME	MPH	DIFF	TIME OF DAY
1 -		51.326	17.344	4:43.454	25.13	3:07.685	18:59:44.181
2 -	28.498	52.281	17.205	1:37.984	72.71	2.215	19:01:22.165
3 -	28.854	51.629	16.842	1:37.325 (3)	73.20	1.556	19:02:59.490
4 -	28.244	50.470	17.196	1:35.910 (2)	74.28	0.141	19:04:35.400
5 -	28.465	50.377	16.927	1:35.769 (1)	74.39		19:06:11.169

TCR UK Race Weekend - Donington Park - 9th/10th Sept 2023

BRSCC CityCar Cup Championship

RACE 16 - SECTOR ANALYSIS



SECTOR 1 = FL to I1, SECTOR 2 = I1 to I2, SECTOR 3 = I2 to FL, DIFF = Difference To Personal Best Lap, P = Crossed Finish Line in Pit Lane, D = Time Disallowed

P7 57 SMC Jack WHEELER		Citroen C1					
IDEAL LAP TIME : 1:35.781		BEST LAP TIME : 1:36.139		DIFFERENCE : 0.358			
LAP	SECTOR 1	SECTOR 2	SECTOR 3	LAP TIME	MPH	DIFF	TIME OF DAY
1 -		52.292	17.646	4:45.099	24.98	3:08.960	18:59:45.826
2 -	29.290	51.839	17.093	1:38.222	72.53	2.083	19:01:24.048
3 -	28.518	50.846	17.894	1:37.258 (3)	73.25	1.119	19:03:01.306
4 -	28.768	50.323	17.048	1:36.139 (1)	74.10		19:04:37.445
5 -	28.516	50.710	16.942	1:36.168 (2)	74.08	0.029	19:06:13.613

P8 3 Elliot LETTIS		Peugeot 107					
IDEAL LAP TIME : 1:36.377		BEST LAP TIME : 1:36.522		DIFFERENCE : 0.145			
LAP	SECTOR 1	SECTOR 2	SECTOR 3	LAP TIME	MPH	DIFF	TIME OF DAY
1 -		53.297	17.372	4:45.665	24.94	3:09.143	18:59:46.392
2 -	28.815	52.506	16.929	1:38.250	72.51	1.728	19:01:24.642
3 -	28.585	51.470	17.266	1:37.321 (3)	73.20	0.799	19:03:01.963
4 -	28.854	51.390	16.866	1:37.110 (2)	73.36	0.588	19:04:39.073
5 -	28.400	51.111	17.011	1:36.522 (1)	73.81		19:06:15.595

P9 33 G Patrick BOOTH		Citroen C1					
IDEAL LAP TIME : 1:36.331		BEST LAP TIME : 1:36.631		DIFFERENCE : 0.300			
LAP	SECTOR 1	SECTOR 2	SECTOR 3	LAP TIME	MPH	DIFF	TIME OF DAY
1 -		51.851	17.994	4:44.841	25.01	3:08.210	18:59:45.568
2 -	29.052	51.508	17.236	1:37.796 (3)	72.85	1.165	19:01:23.364
3 -	28.297	51.690	18.286	1:38.273	72.49	1.642	19:03:01.637
4 -	29.739	51.005	17.049	1:37.793 (2)	72.85	1.162	19:04:39.430
5 -	28.582	51.020	17.029	1:36.631 (1)	73.73		19:06:16.061

P10 88 Richard SNUGGS		Citroen C1					
IDEAL LAP TIME : 1:36.144		BEST LAP TIME : 1:36.195		DIFFERENCE : 0.051			
LAP	SECTOR 1	SECTOR 2	SECTOR 3	LAP TIME	MPH	DIFF	TIME OF DAY
1 -		52.655	17.355	4:45.379	24.96	3:09.184	18:59:46.106
2 -	28.973	52.142	17.092	1:38.207	72.54	2.012	19:01:24.313
3 -	28.984	52.096	17.061	1:38.141 (3)	72.59	1.946	19:03:02.454
4 -	29.320	51.378	16.915	1:37.613 (2)	72.98	1.418	19:04:40.067
5 -	28.343	50.886	16.966	1:36.195 (1)	74.06		19:06:16.262

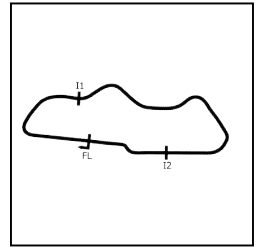
P11 30 Adam REYNOLDS		Peugeot 107					
IDEAL LAP TIME : 1:36.595		BEST LAP TIME : 1:36.619		DIFFERENCE : 0.024			
LAP	SECTOR 1	SECTOR 2	SECTOR 3	LAP TIME	MPH	DIFF	TIME OF DAY
1 -		53.916	17.144	4:46.499	24.86	3:09.880	18:59:47.226
2 -	28.822	52.170	18.090	1:39.082	71.90	2.463	19:01:26.308
3 -	28.642	51.125	16.852	1:36.619 (1)	73.73		19:03:02.927
4 -	28.826	51.601	17.114	1:37.541 (3)	73.04	0.922	19:04:40.468
5 -	28.618	51.267	17.083	1:36.968 (2)	73.47	0.349	19:06:17.436

P12 72 SMC (N) Haydn PAYNE		Toyota Aygo					
IDEAL LAP TIME : 1:36.713		BEST LAP TIME : 1:36.713		DIFFERENCE : 0.000			
LAP	SECTOR 1	SECTOR 2	SECTOR 3	LAP TIME	MPH	DIFF	TIME OF DAY
1 -		52.894	18.023	4:46.482	24.86	3:09.769	18:59:47.209
2 -	28.812	52.308	18.600	1:39.720	71.44	3.007	19:01:26.929
3 -	28.472	51.248	16.993	1:36.713 (1)	73.66		19:03:03.642
4 -	28.589	51.338	17.125	1:37.052 (2)	73.41	0.339	19:04:40.694
5 -	28.515	51.417	17.207	1:37.139 (3)	73.34	0.426	19:06:17.833

TCR UK Race Weekend - Donington Park - 9th/10th Sept 2023

BRSCC CityCar Cup Championship

RACE 16 - SECTOR ANALYSIS



SECTOR 1 = FL to I1, SECTOR 2 = I1 to I2, SECTOR 3 = I2 to FL, DIFF = Difference To Personal Best Lap, P = Crossed Finish Line in Pit Lane, D = Time Disallowed

P13 310		John NICHOLSON		Peugeot 107			
IDEAL LAP TIME : 1:36.696		BEST LAP TIME : 1:37.463		DIFFERENCE : 0.767			
LAP	SECTOR 1	SECTOR 2	SECTOR 3	LAP TIME	MPH	DIFF	TIME OF DAY
1 -		53.424	17.594	4:47.269	24.80	3:09.806	18:59:47.996
2 -	28.450	52.017	18.918	1:39.385	71.68	1.922	19:01:27.381
3 -	29.255	51.234	17.189	1:37.678 (2)	72.94	0.215	19:03:05.059
4 -	28.528	51.598	17.625	1:37.751 (3)	72.88	0.288	19:04:42.810
5 -	28.623	51.828	17.012	1:37.463 (1)	73.10		19:06:20.273

P14 115		Bradley PORTER		Citroen C1			
IDEAL LAP TIME : 1:35.385		BEST LAP TIME : 1:36.263		DIFFERENCE : 0.878			
LAP	SECTOR 1	SECTOR 2	SECTOR 3	LAP TIME	MPH	DIFF	TIME OF DAY
1 -		51.528	17.055	4:42.497	25.22	3:06.234	18:59:43.224
2 -	28.875	1:01.918	16.891	1:47.684	66.16	11.421	19:01:30.908
3 -	28.606	49.888	17.769	1:36.263 (1)	74.01		19:03:07.171
4 -	28.911	50.747	17.587	1:37.245 (2)	73.26	0.982	19:04:44.416
5 -	28.954	50.950	17.516	1:37.420 (3)	73.13	1.157	19:06:21.836

P15 14		Dominic FLETCHER		Citroen C1			
IDEAL LAP TIME : 1:37.671		BEST LAP TIME : 1:38.653		DIFFERENCE : 0.982			
LAP	SECTOR 1	SECTOR 2	SECTOR 3	LAP TIME	MPH	DIFF	TIME OF DAY
1 -		53.110	17.035	4:46.017	24.90	3:07.364	18:59:46.744
2 -	29.008	52.361	17.284	1:38.653 (1)	72.21		19:01:25.397
3 -	29.106	52.849	17.204	1:39.159	71.85	0.506	19:03:04.556
4 -	28.812	51.833	18.205	1:38.850 (3)	72.07	0.197	19:04:43.406
5 -	29.057	51.824	17.899	1:38.780 (2)	72.12	0.127	19:06:22.186

P16 46		Craig FLYNN		Citroen C1			
IDEAL LAP TIME : 1:36.650		BEST LAP TIME : 1:37.889		DIFFERENCE : 1.239			
LAP	SECTOR 1	SECTOR 2	SECTOR 3	LAP TIME	MPH	DIFF	TIME OF DAY
1 -		54.971	17.175	4:48.770	24.67	3:10.881	18:59:49.497
2 -	29.143	51.339	17.931	1:38.413 (3)	72.39	0.524	19:01:27.910
3 -	29.195	51.422	17.369	1:37.986 (2)	72.71	0.097	19:03:05.896
4 -	28.645	50.830	18.414	1:37.889 (1)	72.78		19:04:43.785
5 -	29.338	51.459	17.883	1:38.680	72.19	0.791	19:06:22.465

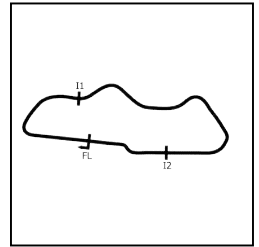
P17 17 NOV		Harvey BLAKE-JONES		Citroen C1			
IDEAL LAP TIME : 1:37.243		BEST LAP TIME : 1:37.297		DIFFERENCE : 0.054			
LAP	SECTOR 1	SECTOR 2	SECTOR 3	LAP TIME	MPH	DIFF	TIME OF DAY
1 -		53.932	17.715	4:48.198	24.72	3:10.901	18:59:48.925
2 -	28.935	51.334	18.295	1:38.564 (2)	72.28	1.267	19:01:27.489
3 -	29.373	51.665	18.140	1:39.178 (3)	71.83	1.881	19:03:06.667
4 -	28.762	50.766	17.769	1:37.297 (1)	73.22		19:04:43.964
5 -	29.444	51.569	18.230	1:39.243	71.78	1.946	19:06:23.207

P18 41 NOV		Alex FODEN		Citroen C1			
IDEAL LAP TIME : 1:37.242		BEST LAP TIME : 1:37.439		DIFFERENCE : 0.197			
LAP	SECTOR 1	SECTOR 2	SECTOR 3	LAP TIME	MPH	DIFF	TIME OF DAY
1 -		54.412	17.262	4:49.196	24.63	3:11.757	18:59:49.923
2 -	29.095	51.422	17.716	1:38.233 (2)	72.52	0.794	19:01:28.156
3 -	29.414	51.051	18.720	1:39.185	71.83	1.746	19:03:07.341
4 -	29.178	50.887	17.374	1:37.439 (1)	73.11		19:04:44.780
5 -	29.093	51.685	17.875	1:38.653 (3)	72.21	1.214	19:06:23.433

TCR UK Race Weekend - Donington Park - 9th/10th Sept 2023

BRSCC CityCar Cup Championship

RACE 16 - SECTOR ANALYSIS



SECTOR 1 = FL to I1, SECTOR 2 = I1 to I2, SECTOR 3 = I2 to FL, DIFF = Difference To Personal Best Lap, P = Crossed Finish Line in Pit Lane, D = Time Disallowed

P19 43 NOV (G) Will HOPKINS		Citroen C1					
IDEAL LAP TIME : 1:36.000		BEST LAP TIME : 1:36.000		DIFFERENCE : 0.000			
LAP	SECTOR 1	SECTOR 2	SECTOR 3	LAP TIME	MPH	DIFF	TIME OF DAY
1 -		55.657	17.972	4:52.045	24.39	3:16.045	18:59:52.772
2 -	28.981	51.200	17.425	1:37.606 (2)	72.99	1.606	19:01:30.378
3 -	29.366	52.337	17.185	1:38.888	72.04	2.888	19:03:09.266
4 -	28.548	52.373	17.291	1:38.212 (3)	72.54	2.212	19:04:47.478
5 -	28.463	50.477	17.060	1:36.000 (1)	74.21		19:06:23.478

P20 73 Andrew PAYNE		Peugeot 107					
IDEAL LAP TIME : 1:36.660		BEST LAP TIME : 1:37.375		DIFFERENCE : 0.715			
LAP	SECTOR 1	SECTOR 2	SECTOR 3	LAP TIME	MPH	DIFF	TIME OF DAY
1 -		54.916	17.158	4:48.480	24.69	3:11.105	18:59:49.207
2 -	29.229	51.221	18.010	1:38.460 (2)	72.36	1.085	19:01:27.667
3 -	30.212	51.368	17.658	1:39.238 (3)	71.79	1.863	19:03:06.905
4 -	28.932	50.570	17.873	1:37.375 (1)	73.16		19:04:44.280
5 -	29.443	51.512	18.388	1:39.343	71.71	1.968	19:06:23.623

P21 12 SMC (N) Arthur SIMONDET		Citroen C1					
IDEAL LAP TIME : 1:36.836		BEST LAP TIME : 1:36.950		DIFFERENCE : 0.114			
LAP	SECTOR 1	SECTOR 2	SECTOR 3	LAP TIME	MPH	DIFF	TIME OF DAY
1 -		56.869	18.221	4:52.232	24.38	3:15.282	18:59:52.959
2 -	29.121	52.737	17.120	1:38.978	71.98	2.028	19:01:31.937
3 -	28.802	52.080	17.045	1:37.927 (2)	72.75	0.977	19:03:09.864
4 -	28.616	52.683	17.067	1:38.366 (3)	72.42	1.416	19:04:48.230
5 -	28.587	51.204	17.159	1:36.950 (1)	73.48		19:06:25.180

P22 221 G Charles MACKENZIE		Citroen C1					
IDEAL LAP TIME : 1:37.048		BEST LAP TIME : 1:37.509		DIFFERENCE : 0.461			
LAP	SECTOR 1	SECTOR 2	SECTOR 3	LAP TIME	MPH	DIFF	TIME OF DAY
1 -		56.356	17.826	4:51.124	24.47	3:13.615	18:59:51.851
2 -	29.396	51.717	17.643	1:38.756 (3)	72.14	1.247	19:01:30.607
3 -	29.319	51.907	17.046	1:38.272 (2)	72.49	0.763	19:03:08.879
4 -	29.220	54.029	16.808	1:40.057	71.20	2.548	19:04:48.936
5 -	28.667	51.573	17.269	1:37.509 (1)	73.06		19:06:26.445

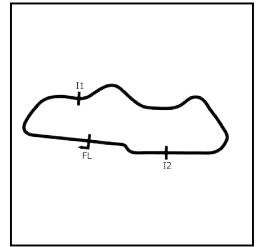
P23 27 NOV Joshua JACKSON		Citroen C1					
IDEAL LAP TIME : 1:37.568		BEST LAP TIME : 1:37.962		DIFFERENCE : 0.394			
LAP	SECTOR 1	SECTOR 2	SECTOR 3	LAP TIME	MPH	DIFF	TIME OF DAY
1 -		52.004	18.306	4:44.548	25.03	3:06.586	18:59:45.275
2 -	29.019	52.134	17.261	1:38.414 (3)	72.39	0.452	19:01:23.689
3 -	28.466	1:10.183	17.323	1:55.972	61.43	18.010	19:03:19.661
4 -	28.964	51.869	17.437	1:38.270 (2)	72.50	0.308	19:04:57.931
5 -	28.748	51.981	17.233	1:37.962 (1)	72.72		19:06:35.893

P24 64 Bob BANNISTER		Toyota Aygo					
IDEAL LAP TIME : 1:39.176		BEST LAP TIME : 1:39.721		DIFFERENCE : 0.545			
LAP	SECTOR 1	SECTOR 2	SECTOR 3	LAP TIME	MPH	DIFF	TIME OF DAY
1 -		57.954	18.043	4:53.687	24.25	3:13.966	18:59:54.414
2 -	29.057	54.104	17.657	1:40.818 (3)	70.66	1.097	19:01:35.232
3 -	29.513	53.825	18.611	1:41.949	69.88	2.228	19:03:17.181
4 -	29.190	52.586	17.945	1:39.721 (1)	71.44		19:04:56.902
5 -	29.027	53.752	17.563	1:40.342 (2)	71.00	0.621	19:06:37.244

TCR UK Race Weekend - Donington Park - 9th/10th Sept 2023

BRSCC CityCar Cup Championship

RACE 16 - SECTOR ANALYSIS



SECTOR 1 = FL to I1, SECTOR 2 = I1 to I2, SECTOR 3 = I2 to FL, DIFF = Difference To Personal Best Lap, P = Crossed Finish Line in Pit Lane, D = Time Disallowed

P25 97 NOV Alistair MEIRING		Citroen C1					
IDEAL LAP TIME : 1:38.747		BEST LAP TIME : 1:39.023		DIFFERENCE : 0.276			
LAP	SECTOR 1	SECTOR 2	SECTOR 3	LAP TIME	MPH	DIFF	TIME OF DAY
1 -		55.203	18.692	4:51.694	24.42	3:12.671	18:59:52.421
2 -	30.287	52.669	17.329	1:40.285 (2)	71.04	1.262	19:01:32.706
3 -	32.978	53.781	18.696	1:45.455	67.56	6.432	19:03:18.161
4 -	30.614	52.306	17.631	1:40.551 (3)	70.85	1.528	19:04:58.712
5 -	29.112	52.562	17.349	1:39.023 (1)	71.94		19:06:37.735

P26 37 Ian HOWARD		Citroen C1					
IDEAL LAP TIME :		BEST LAP TIME : 1:39.134		DIFFERENCE :			
LAP	SECTOR 1	SECTOR 2	SECTOR 3	LAP TIME	MPH	DIFF	TIME OF DAY
1 -				4:55.817	24.08	3:16.683	18:59:56.544
2 -				1:39.134 (1)	71.86		19:01:35.678
3 -				1:42.174	69.73	3.040	19:03:17.852
4 -				1:39.899 (2)	71.31	0.765	19:04:57.751
5 -				1:40.558 (3)	70.85	1.424	19:06:38.309

P27 49 SMC (N) James SMITH		Citroen C1					
IDEAL LAP TIME : 1:39.649		BEST LAP TIME : 1:40.000		DIFFERENCE : 0.351			
LAP	SECTOR 1	SECTOR 2	SECTOR 3	LAP TIME	MPH	DIFF	TIME OF DAY
1 -		57.894	19.379	4:56.667	24.01	3:16.667	18:59:57.394
2 -	29.516	53.173	17.533	1:40.222 (2)	71.08	0.222	19:01:37.616
3 -	29.330	53.446	18.398	1:41.174 (3)	70.41	1.174	19:03:18.790
4 -	29.983	53.414	18.319	1:41.716	70.04	1.716	19:05:00.506
5 -	29.233	52.883	17.884	1:40.000 (1)	71.24		19:06:40.506

P28 5 NOV (G) David WILLIAMS		Citroen C1					
IDEAL LAP TIME : 1:40.900		BEST LAP TIME : 1:41.167		DIFFERENCE : 0.267			
LAP	SECTOR 1	SECTOR 2	SECTOR 3	LAP TIME	MPH	DIFF	TIME OF DAY
1 -		56.875	18.097	4:53.019	24.31	3:11.852	18:59:53.746
2 -	29.385	54.195	17.587	1:41.167 (1)	70.42		19:01:34.913
3 -	29.591	53.928	19.099	1:42.618 (3)	69.42	1.451	19:03:17.531
4 -	29.651	54.756	18.880	1:43.287	68.97	2.120	19:05:00.818
5 -	29.622	54.270	18.694	1:42.586 (2)	69.45	1.419	19:06:43.404

P29 174 SMC Emilia VINCENT		Toyota Aygo					
IDEAL LAP TIME : 1:43.244		BEST LAP TIME : 1:43.342		DIFFERENCE : 0.098			
LAP	SECTOR 1	SECTOR 2	SECTOR 3	LAP TIME	MPH	DIFF	TIME OF DAY
1 -		57.645	25.877	5:02.995	23.51	3:19.653	19:00:03.722
2 -	30.914	55.594	19.393	1:45.901	67.27	2.559	19:01:49.623
3 -	30.177	55.219	19.228	1:44.624 (3)	68.09	1.282	19:03:34.247
4 -	30.218	54.648	18.476	1:43.342 (1)	68.94		19:05:17.589
5 -	30.289	54.591	18.708	1:43.588 (2)	68.77	0.246	19:07:01.177

TCR UK Race Weekend - Donington Park - 9th/10th Sept 2023

BRSCC CityCar Cup Championship

RACE 16 - BEST SECTORS

SECTOR 1			SECTOR 2			SECTOR 3			IDEAL / BEST COMPARISON						
POS	NO	NAME	TIME	NO	NAME	TIME	NO	NAME	TIME	POS	NO	NAME	IDEAL	BEST	DIFF
													PERFECT LAP	1:34.646	
1	23	MOSS	28.040	115	PORTER	49.888	18	BLISS	16.718	1	21	MACKENZIE	1:34.850	1:34.997	0.147
2	21	MACKENZIE	28.163	21	MACKENZIE	49.928	91	BROWNING	16.743	2	91	BROWNING	1:35.079	1:35.250	0.171
3	18	BLISS	28.167	111	BLISS	50.077	21	MACKENZIE	16.759	3	111	BLISS	1:35.132	1:35.339	0.207
4	91	BROWNING	28.209	91	BROWNING	50.127	221	MACKENZIE	16.808	4	18	BLISS	1:35.186	1:35.401	0.215
5	111	BLISS	28.210	23	MOSS	50.272	65	JEPP	16.842	5	23	MOSS	1:35.199	1:35.330	0.131
6	65	JEPP	28.244	18	BLISS	50.301	111	BLISS	16.845	6	115	PORTER	1:35.385	1:36.263	0.878
7	33	BOOTH	28.297	57	WHEELER	50.323	30	REYNOLDS	16.852	7	65	JEPP	1:35.463	1:35.769	0.306
8	88	SNUGGS	28.343	65	JEPP	50.377	3	LETTIS	16.866	8	57	WHEELER	1:35.781	1:36.139	0.358
9	3	LETTIS	28.400	43	HOPKINS	50.477	23	MOSS	16.887	9	43	HOPKINS	1:36.000	1:36.000	0.000
10	310	NICHOLSON	28.450	73	PAYNE	50.570	115	PORTER	16.891	10	88	SNUGGS	1:36.144	1:36.195	0.051
11	43	HOPKINS	28.463	17	BLAKE-JONES	50.766	88	SNUGGS	16.915	11	33	BOOTH	1:36.331	1:36.631	0.300
12	27	JACKSON	28.466	46	FLYNN	50.830	57	WHEELER	16.942	12	3	LETTIS	1:36.377	1:36.522	0.145
13	72	PAYNE	28.472	88	SNUGGS	50.886	72	PAYNE	16.993	13	30	REYNOLDS	1:36.595	1:36.619	0.024
14	57	WHEELER	28.516	41	FODEN	50.887	310	NICHOLSON	17.012	14	46	FLYNN	1:36.650	1:37.889	1.239
15	12	SIMONDET	28.587	33	BOOTH	51.005	33	BOOTH	17.029	15	73	PAYNE	1:36.660	1:37.375	0.715
16	115	PORTER	28.606	3	LETTIS	51.111	14	FLETCHER	17.035	16	310	NICHOLSON	1:36.696	1:37.463	0.767
17	30	REYNOLDS	28.618	30	REYNOLDS	51.125	12	SIMONDET	17.045	17	72	PAYNE	1:36.713	1:36.713	0.000
18	46	FLYNN	28.645	12	SIMONDET	51.204	43	HOPKINS	17.060	18	12	SIMONDET	1:36.836	1:36.950	0.114
19	221	MACKENZIE	28.667	310	NICHOLSON	51.234	73	PAYNE	17.158	19	221	MACKENZIE	1:37.048	1:37.509	0.461
20	17	BLAKE-JONES	28.762	72	PAYNE	51.248	46	FLYNN	17.175	20	41	FODEN	1:37.242	1:37.439	0.197
21	14	FLETCHER	28.812	221	MACKENZIE	51.573	27	JACKSON	17.233	21	17	BLAKE-JONES	1:37.243	1:37.297	0.054
22	73	PAYNE	28.932	14	FLETCHER	51.824	41	FODEN	17.262	22	27	JACKSON	1:37.568	1:37.962	0.394
23	64	BANNISTER	29.027	27	JACKSON	51.869	97	MEIRING	17.329	23	14	FLETCHER	1:37.671	1:38.653	0.982
24	41	FODEN	29.093	97	MEIRING	52.306	49	SMITH	17.533	24	97	MEIRING	1:38.747	1:39.023	0.276
25	97	MEIRING	29.112	64	BANNISTER	52.586	64	BANNISTER	17.563	25	64	BANNISTER	1:39.176	1:39.721	0.545
26	49	SMITH	29.233	49	SMITH	52.883	5	WILLIAMS	17.587	26	49	SMITH	1:39.649	1:40.000	0.351
27	5	WILLIAMS	29.385	5	WILLIAMS	53.928	17	BLAKE-JONES	17.715	27	5	WILLIAMS	1:40.900	1:41.167	0.267
28	174	VINCENT	30.177	174	VINCENT	54.591	174	VINCENT	18.476	28	174	VINCENT	1:43.244	1:43.342	0.098
29										29	37	HOWARD		1:39.134	

TCR UK Race Weekend - Donington Park - 9th/10th Sept 2023

BRSCC CityCar Cup Championship

RACE 16 - STATISTICS

Competitors Started	29
Planned Start	2023-09-10 @ 18:45:00.000
Actual Start	2023-09-10 @ 18:55:00.726
Finish Time	2023-09-10 @ 19:06:06.973
Track Length	1.9790mi.
Total Laps	145
Total Distance Covered	286.9647mi.

Session Fastest Lap History

NO	CL	NAME	LAP TIME	TIME OF DAY	LAP	VEHICLE
111	G	Richard BLISS	1:38.422	19:01:21.052	2	Toyota Aygo
18		Stuart BLISS	1:38.248	19:01:21.288	2	Toyota Aygo
65	SMC	Richard JEPP	1:37.984	19:01:22.165	2	Peugeot 107
21		Christopher MACKENZIE	1:37.597	19:01:22.755	2	Citroen C1
18		Stuart BLISS	1:36.199	19:02:57.487	3	Toyota Aygo
18		Stuart BLISS	1:35.420	19:04:32.906	4	Toyota Aygo
111	G	Richard BLISS	1:35.339	19:04:33.240	4	Toyota Aygo
91	SMC	Liam BROWNING	1:35.250	19:04:33.673	4	Citroen C1
21		Christopher MACKENZIE	1:34.997	19:06:10.148	5	Citroen C1

Session Leader History

NO	CL	NAME	FROM LAP	LAPS LED	DISTANCE	VEHICLE
111	G	Richard BLISS	1	2	3.92 miles	Toyota Aygo
18		Stuart BLISS	3	3	5.93 miles	Toyota Aygo

Flag History

TYPE	TIME OF DAY
GREEN	18:55:00.726
FINISH	19:06:06.973

Flag Statistics

TYPE	COUNT	TOTAL LAPS	TOTAL TIME
Green	1	5	12:07.242
Red	0	0	0.000
Safety Car	0	0	0.000
FCY	0	0	0.000

TCR UK Race Weekend - Donington Park - 9th/10th Sept 2023

BRSCC CityCar Cup Championship

RACE 16 - STATISTICS

CLASS :

12 Starters

Fastest Lap History

NO	NAME	LAP TIME	TIME OF DAY	LAP	VEHICLE
18	Stuart BLISS	1:38.248	19:01:21.288	2	Toyota Aygo
21	Christopher MACKENZIE	1:37.597	19:01:22.755	2	Citroen C1
18	Stuart BLISS	1:36.199	19:02:57.487	3	Toyota Aygo
18	Stuart BLISS	1:35.420	19:04:32.906	4	Toyota Aygo
21	Christopher MACKENZIE	1:35.373	19:04:35.147	4	Citroen C1
21	Christopher MACKENZIE	1:34.997	19:06:10.148	5	Citroen C1

Leader History

NO	NAME	FROM LAP	LAPS LED	DISTANCE	VEHICLE
18	Stuart BLISS	1	5	9.85 miles	Toyota Aygo

TCR UK Race Weekend - Donington Park - 9th/10th Sept 2023

BRSCC CityCar Cup Championship

RACE 16 - STATISTICS

CLASS : G

3 Starters

Fastest Lap History

NO	NAME	LAP TIME	TIME OF DAY	LAP	VEHICLE
111	Richard BLISS	1:38.422	19:01:21.052	2	Toyota Aygo
33	Patrick BOOTH	1:37.796	19:01:23.370	2	Citroen C1
111	Richard BLISS	1:36.849	19:02:57.900	3	Toyota Aygo
111	Richard BLISS	1:35.339	19:04:33.240	4	Toyota Aygo

Leader History

NO	NAME	FROM LAP	LAPS LED	DISTANCE	VEHICLE
111	Richard BLISS	1	5	9.85 miles	Toyota Aygo

TCR UK Race Weekend - Donington Park - 9th/10th Sept 2023

BRSCC CityCar Cup Championship

RACE 16 - STATISTICS

CLASS : NOV

5 Starters

Fastest Lap History

NO	NAME	LAP TIME	TIME OF DAY	LAP	VEHICLE
23	Joe MOSS	1:38.523	19:01:22.298	2	Citroen C1
27	Joshua JACKSON	1:38.414	19:01:23.700	2	Citroen C1
41	Alex FODEN	1:38.233	19:01:28.163	2	Citroen C1
23	Joe MOSS	1:36.519	19:02:58.788	3	Citroen C1
23	Joe MOSS	1:35.330	19:04:34.117	4	Citroen C1

Leader History

NO	NAME	FROM LAP	LAPS LED	DISTANCE	VEHICLE
23	Joe MOSS	1	5	9.85 miles	Citroen C1

TCR UK Race Weekend - Donington Park - 9th/10th Sept 2023

BRSCC CityCar Cup Championship

RACE 16 - STATISTICS

CLASS : NOV (G)

2 Starters

Fastest Lap History

NO	NAME	LAP TIME	TIME OF DAY	LAP	VEHICLE
43	Will HOPKINS	1:37.606	19:01:30.384	2	Citroen C1
43	Will HOPKINS	1:36.000	19:06:23.478	5	Citroen C1

Leader History

NO	NAME	FROM LAP	LAPS LED	DISTANCE	VEHICLE
43	Will HOPKINS	1	5	9.85 miles	Citroen C1

TCR UK Race Weekend - Donington Park - 9th/10th Sept 2023

BRSCC CityCar Cup Championship

RACE 16 - STATISTICS

CLASS : SMC

4 Starters

Fastest Lap History

NO	NAME	LAP TIME	TIME OF DAY	LAP	VEHICLE
91	Liam BROWNING	1:39.229	19:01:22.047	2	Citroen C1
65	Richard JEPP	1:37.984	19:01:22.165	2	Peugeot 107
91	Liam BROWNING	1:36.375	19:02:58.421	3	Citroen C1
91	Liam BROWNING	1:35.250	19:04:33.673	4	Citroen C1

Leader History

NO	NAME	FROM LAP	LAPS LED	DISTANCE	VEHICLE
91	Liam BROWNING	1	5	9.85 miles	Citroen C1

TCR UK Race Weekend - Donington Park - 9th/10th Sept 2023

BRSCC CityCar Cup Championship

RACE 16 - STATISTICS

CLASS : SMC (N)

2 Starters

Fastest Lap History

NO	NAME	LAP TIME	TIME OF DAY	LAP	VEHICLE
12	Arthur SIMONDET	1:38.978	19:01:31.948	2	Citroen C1
12	Arthur SIMONDET	1:37.927	19:03:09.875	3	Citroen C1
12	Arthur SIMONDET	1:36.950	19:06:25.191	5	Citroen C1

Leader History

NO	NAME	FROM LAP	LAPS LED	DISTANCE	VEHICLE
12	Arthur SIMONDET	1	5	9.85 miles	Citroen C1

TCR UK Race Weekend - Donington Park - 9th/10th Sept 2023

BRSCC CityCar Cup Championship

RACE 16 - STATISTICS

CLASS : SMC (N) (G)

1 Starters

Fastest Lap History

NO	NAME	LAP TIME	TIME OF DAY	LAP	VEHICLE
72	Haydn PAYNE	1:39.720	19:01:26.941	2	Toyota Aygo
72	Haydn PAYNE	1:36.713	19:03:03.653	3	Toyota Aygo

Leader History

NO	NAME	FROM LAP	LAPS LED	DISTANCE	VEHICLE
72	Haydn PAYNE	1	5	9.85 miles	Toyota Aygo