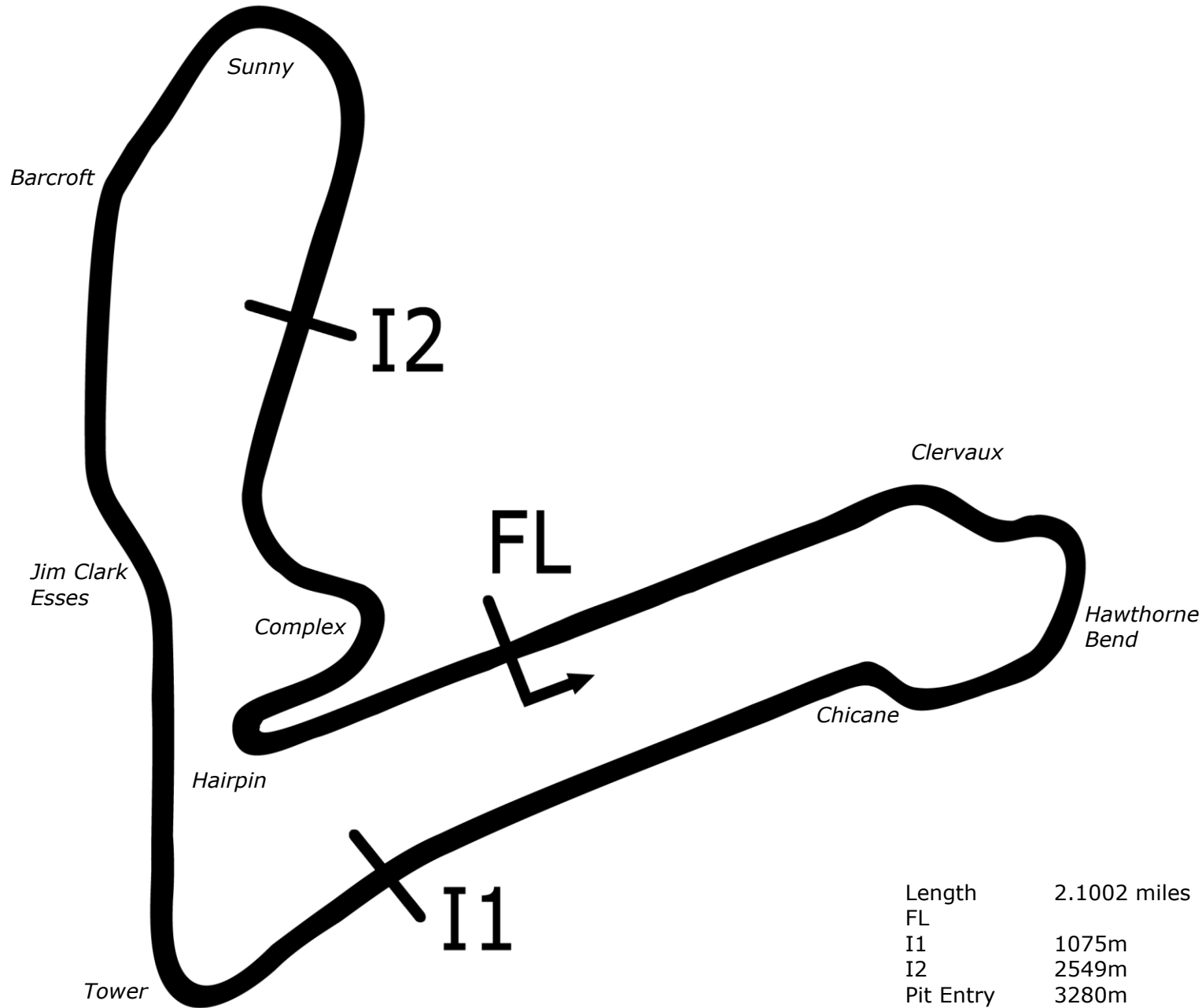


Croft



Length	2.1002 miles	3379.9 m	
FL		54.45541 N	1.55556 W
I1	1075m	54.45396 N	1.55399 W
I2	2549m	54.45536 N	1.56054 W
Pit Entry	3280m	54.44542 N	1.55562 W
Pit Exit	126m after FL	54.45656 N	1.55518 W
Pit Entry-Pit Exit	268m, 19.3s @50kph,	16.1s @60kph	

All results available at www.tsl-timing.com



MILLTEK SPORT CIVIC CUP



ROUND No. 3 & 4
Croft
6th / 7th May 2023



Timing & Results Provided by Timing Solutions Ltd

www.tsl-timing.com

Milltek Sport Civic Cup

QUALIFYING - RACE 5 - CLASSIFICATION

POS	NO	NAME	ENTRY	TIME	ON	LAPS	GAP	DIFF	MPH
1	33	Max EDMUNDSON	Honda Civic EP3	1:32.168	3	6			82.03
2	42	Will REDFORD	Honda Civic EP3	1:32.273	4	9	0.105	0.105	81.93
3	38*	Danny HOBSON	Honda Civic EP3	1:32.420	4	9	0.252	0.147	81.80
4	4	Sam KIRKPATRICK	Honda Civic EP3	1:32.597	4	8	0.429	0.177	81.65
5	14	Ryan BENSLEY	Honda Civic EP3	1:32.707	8	9	0.539	0.110	81.55
6	43	Jack HARDING	Honda Civic EP3	1:32.731	4	9	0.563	0.024	81.53
7	54	Harvey CATON	Honda Civic EP3	1:32.781	4	7	0.613	0.050	81.48
8	199	Louie CAPOZZOLI	Honda Civic EP3	1:32.862	5	8	0.694	0.081	81.41
9	26	Morgan BAILEY	Honda Civic EP3	1:32.903	7	9	0.735	0.041	81.38
10	45	Alistair CAMP	Honda Civic EP3	1:32.910	2	7	0.742	0.007	81.37
11	97	Alex KITE	Honda Civic EP3	1:32.938	3	9	0.770	0.028	81.35
12	29	Dan THACKERAY	Honda Civic EP3	1:33.189	5	8	1.021	0.251	81.13
13	51	David BUKY	Honda Civic EP3	1:33.638	4	9	1.470	0.449	80.74
14	98*	Jordan BRENNAN	Honda Civic EP3	1:33.715	7	9	1.547	0.077	80.67
15	66	Dave MARSHALL	Honda Civic EP3	1:33.741	8	9	1.573	0.026	80.65
16	129	Leonardo PANAYIOTOU	Honda Civic EP3	1:33.857	8	9	1.689	0.116	80.55
17	77	Travis CHAPMAN	Honda Civic EP3	1:34.115	5	9	1.947	0.258	80.33
18	24*	Tommy KNIGHT	Honda Civic EP3	1:34.150	4	9	1.982	0.035	80.30
19	73	Dan MACDONALD	Honda Civic EP3	1:34.220	4	4	2.052	0.070	80.24
20	46*	Nick CHARLIER	Honda Civic EP3	1:34.243	9	9	2.075	0.023	80.22
21	20	James RAMSDEN	Honda Civic EP3	1:34.582	7	9	2.414	0.339	79.93
22	495	Mark HUGHES	Honda Civic EP3	1:36.206	9	9	4.038	1.624	78.58
23	74	Anthony GANNON	Honda Civic EP3	1:36.652	8	9	4.484	0.446	78.22
24	119	Jeff ALDEN	Honda Civic EP3	1:38.272	4	6	6.104	1.620	76.93
25	76	Simon WELCH	Honda Civic EP3	1:38.398	7	8	6.230	0.126	76.83
26	727*	Jackson WHITE	Honda Civic EP3	1:39.439	5	6	7.271	1.041	76.03
27	70	Owen HILLMAN	Honda Civic EP3	1:45.152	5	6	12.984	5.713	71.90

Cars 98 & 727 - please fit a working transponder
 No. 38, 46 - 1 Lap time disallowed; exceeding track limits.
 No. 24 - 2 Lap times disallowed; exceeding track limits.

Weather / Track : Cloudy / Dry

Croft: 2.1001 miles

These results are provisional until the conclusion of any judicial and technical matters.

Date: 06/05/2023 Start: 11:54 Finish: 12:22

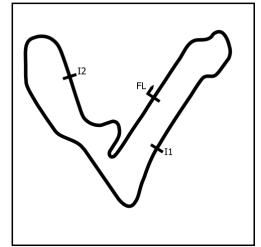
Clerk Of Course :	Stewards :	Timekeeper : Sarah Evans
-------------------	------------	--------------------------

Results can be found at www.tsl-timing.com

Printed - 12:25 Saturday, 06 May 2023

Milltek Sport Civic Cup

QUALIFYING - RACE 5 - SECTOR ANALYSIS



SECTOR 1 = FL to I1, SECTOR 2 = I1 to I2, SECTOR 3 = I2 to FL, DIFF = Difference To Personal Best Lap, P = Crossed Finish Line in Pit Lane, D = Time Disallowed

P1 33		Max EDMUNDSON		Honda Civic EP3			
IDEAL LAP TIME : 1:32.019		BEST LAP TIME : 1:32.168		DIFFERENCE : 0.149			
LAP	SECTOR 1	SECTOR 2	SECTOR 3	LAP TIME	MPH	DIFF	TIME OF DAY
1 -		40.157	26.903				11:56:03.425
2 -	28.368	38.203	25.847	1:32.418 (2)	81.80	0.250	11:57:35.843
3 -	28.180	37.992	25.996	1:32.168 (1)	82.03		11:59:08.011
4 -	29.942	38.605	26.482	1:35.029 (3)	79.56	2.861	12:00:43.040
5 -	28.314	41.900	30.288	1:40.502	75.22	8.334	12:02:23.542
6 -	OUTLAP	40.271	IN PIT	16:31.046 P	7.62	14:58.878	12:18:54.588

P2 42		Will REDFORD		Honda Civic EP3			
IDEAL LAP TIME : 1:32.116		BEST LAP TIME : 1:32.273		DIFFERENCE : 0.157			
LAP	SECTOR 1	SECTOR 2	SECTOR 3	LAP TIME	MPH	DIFF	TIME OF DAY
1 -		43.028	31.417				11:56:34.407
2 -	31.080	39.959	27.562	1:38.601	76.67	6.328	11:58:13.008
3 -	28.475	38.172	25.871	1:32.518 (3)	81.72	0.245	11:59:45.526
4 -	28.395	38.040	25.838	1:32.273 (1)	81.93		12:01:17.799
5 -	28.647	38.894	IN PIT	1:31.700 P	82.44		12:02:49.499
6 -	OUTLAP	42.128	30.767	16:29.001	7.64	14:56.728	12:19:18.500
7 -	28.238	38.347	30.408	1:36.993	77.95	4.720	12:20:55.493
8 -	28.350	38.154	25.901	1:32.405 (2)	81.82	0.132	12:22:27.898
9 -	28.262	38.128	26.256	1:32.646	81.60	0.373	12:24:00.544

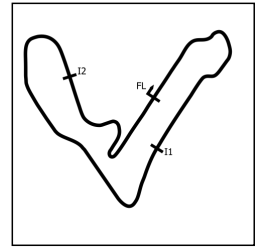
P3 38		Danny HOBSON		Honda Civic EP3			
IDEAL LAP TIME : 1:32.027		BEST LAP TIME : 1:32.420		DIFFERENCE : 0.393			
LAP	SECTOR 1	SECTOR 2	SECTOR 3	LAP TIME	MPH	DIFF	TIME OF DAY
1 -		43.774	26.779				11:56:05.897
2 -	28.675	38.261	26.234	1:33.170 (3)	81.14	0.750	11:57:39.067
3 -	28.481	38.023	25.951	1:32.455 D	81.77	0.035	11:59:11.522
4 -	28.331	37.872	26.217	1:32.420 (1)	81.80		12:00:43.942
5 -	28.250	38.889	28.022	1:35.161	79.45	2.741	12:02:19.103
6 -		40.394	26.693	16:29.091	7.64	14:56.671	12:18:48.194
7 -	28.675	38.703	26.090	1:33.468	80.88	1.048	12:20:21.662
8 -	28.204	38.561	26.129	1:32.894 (2)	81.38	0.474	12:21:54.556
9 -	36.385	43.156	IN PIT	1:47.549 P	70.29	15.129	12:23:42.105

P4 4		Sam KIRKPATRICK		Honda Civic EP3			
IDEAL LAP TIME : 1:32.538		BEST LAP TIME : 1:32.597		DIFFERENCE : 0.059			
LAP	SECTOR 1	SECTOR 2	SECTOR 3	LAP TIME	MPH	DIFF	TIME OF DAY
1 -		41.685	27.411				11:56:08.347
2 -	28.763	38.207	26.250	1:33.220	81.10	0.623	11:57:41.567
3 -	28.431	38.099	26.427	1:32.957 (2)	81.33	0.360	11:59:14.524
4 -	28.391	38.158	26.048	1:32.597 (1)	81.65		12:00:47.121
5 -	28.523	38.205	26.248	1:32.976 (3)	81.31	0.379	12:02:20.097
6 -	OUTLAP	53.526	28.565	17:18.339	7.28	15:45.742	12:19:38.436
7 -	28.598	38.300	26.355	1:33.253	81.07	0.656	12:21:11.689
8 -	28.484	38.831	26.428	1:33.743	80.65	1.146	12:22:45.432

P5 14		Ryan BENSLEY		Honda Civic EP3			
IDEAL LAP TIME : 1:32.418		BEST LAP TIME : 1:32.707		DIFFERENCE : 0.289			
LAP	SECTOR 1	SECTOR 2	SECTOR 3	LAP TIME	MPH	DIFF	TIME OF DAY
1 -		43.829	28.346				11:56:08.790
2 -	28.581	39.714	26.089	1:34.384	80.10	1.677	11:57:43.174
3 -	28.268	40.541	27.708	1:36.517	78.33	3.810	11:59:19.691
4 -	28.486	38.408	25.862	1:32.756 (2)	81.51	0.049	12:00:52.447
5 -	28.231	38.572	25.992	1:32.795 (3)	81.47	0.088	12:02:25.242
6 -	OUTLAP	39.295	26.141	16:21.191	7.70	14:48.484	12:18:46.433
7 -	29.215	41.492	26.515	1:37.222	77.76	4.515	12:20:23.655
8 -	28.473	38.325	25.909	1:32.707 (1)	81.55		12:21:56.362
9 -	28.756	38.549	26.003	1:33.308	81.02	0.601	12:23:29.670

Milltek Sport Civic Cup

QUALIFYING - RACE 5 - SECTOR ANALYSIS



SECTOR 1 = FL to I1, SECTOR 2 = I1 to I2, SECTOR 3 = I2 to FL, DIFF = Difference To Personal Best Lap, P = Crossed Finish Line in Pit Lane, D = Time Disallowed

P6 43		Jack HARDING		Honda Civic EP3			
IDEAL LAP TIME : 1:32.574		BEST LAP TIME : 1:32.731		DIFFERENCE : 0.157			
LAP	SECTOR 1	SECTOR 2	SECTOR 3	LAP TIME	MPH	DIFF	TIME OF DAY
1 -		44.270	29.486				11:56:24.872
2 -	30.265	39.075	27.576	1:36.916	78.01	4.185	11:58:01.788
3 -	28.674	38.284	26.215	1:33.173 (3)	81.14	0.442	11:59:34.961
4 -	28.587	38.161	25.983	1:32.731 (1)	81.53		12:01:07.692
5 -	28.517	38.215	26.128	1:32.860 (2)	81.41	0.129	12:02:40.552
6 -	OUTLAP	39.330	27.782	16:26.106	7.66	14:53.375	12:19:06.658
7 -	28.430	38.818	26.273	1:33.521	80.84	0.790	12:20:40.179
8 -	29.020	38.723	27.493	1:35.236	79.38	2.505	12:22:15.415
9 -	28.582	38.423	IN PIT	1:30.749 P	83.31		12:23:46.164

P7 54		Harvey CATON		Honda Civic EP3			
IDEAL LAP TIME : 1:32.633		BEST LAP TIME : 1:32.781		DIFFERENCE : 0.148			
LAP	SECTOR 1	SECTOR 2	SECTOR 3	LAP TIME	MPH	DIFF	TIME OF DAY
1 -		42.008	29.634				11:56:10.386
2 -	28.539	38.438	26.485	1:33.462 (2)	80.89	0.681	11:57:43.848
3 -	28.126	39.291	26.148	1:33.565 (3)	80.80	0.784	11:59:17.413
4 -	28.274	38.387	26.120	1:32.781 (1)	81.48		12:00:50.194
5 -	31.059	45.139	IN PIT	1:45.061 P	71.96	12.280	12:02:35.255
6 -	OUTLAP		IN PIT	15:39.645 P	8.04	14:06.864	12:18:14.900
7 -	OUTLAP	43.534	IN PIT	4:19.916 P	29.08	2:47.135	12:22:34.816

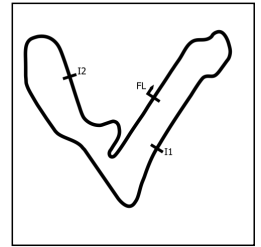
P8 199		Louie CAPOZZOLI		Honda Civic EP3			
IDEAL LAP TIME : 1:32.583		BEST LAP TIME : 1:32.862		DIFFERENCE : 0.279			
LAP	SECTOR 1	SECTOR 2	SECTOR 3	LAP TIME	MPH	DIFF	TIME OF DAY
1 -		40.504	26.835				11:56:04.377
2 -	31.583	38.572	26.471	1:36.626	78.24	3.764	11:57:41.003
3 -	28.538	38.075	26.538	1:33.151 (3)	81.16	0.289	11:59:14.154
4 -	28.419	38.098	27.488	1:34.005	80.42	1.143	12:00:48.159
5 -	28.418	38.354	26.090	1:32.862 (1)	81.41		12:02:21.021
6 -	OUTLAP	54.587	29.116	17:13.347	7.31	15:40.485	12:19:34.368
7 -	28.491	44.781	30.015	1:43.287	73.20	10.425	12:21:17.655
8 -	28.482	38.317	26.234	1:33.033 (2)	81.26	0.171	12:22:50.688

P9 26		Morgan BAILEY		Honda Civic EP3			
IDEAL LAP TIME : 1:32.662		BEST LAP TIME : 1:32.903		DIFFERENCE : 0.241			
LAP	SECTOR 1	SECTOR 2	SECTOR 3	LAP TIME	MPH	DIFF	TIME OF DAY
1 -		41.165	27.585				11:56:20.049
2 -	28.527	38.747	26.719	1:33.993	80.43	1.090	11:57:54.042
3 -	28.564	38.537	26.219	1:33.320	81.01	0.417	11:59:27.362
4 -	28.556	38.423	26.050	1:33.029 (3)	81.27	0.126	12:01:00.391
5 -	28.457	38.485	26.006	1:32.948 (2)	81.34	0.045	12:02:33.339
6 -	OUTLAP	43.394	30.959	16:45.891	7.51	15:12.988	12:19:19.230
7 -	28.438	38.353	26.112	1:32.903 (1)	81.38		12:20:52.133
8 -	28.504	38.454	29.456	1:36.414	78.41	3.511	12:22:28.547
9 -	28.303	39.288	27.999	1:35.590	79.09	2.687	12:24:04.137

P10 45		Alistair CAMP		Honda Civic EP3			
IDEAL LAP TIME : 1:32.729		BEST LAP TIME : 1:32.910		DIFFERENCE : 0.181			
LAP	SECTOR 1	SECTOR 2	SECTOR 3	LAP TIME	MPH	DIFF	TIME OF DAY
1 -		45.796	31.126				11:56:36.839
2 -	28.723	38.138	26.049	1:32.910 (1)	81.37		11:58:09.749
3 -	34.208		IN PIT	1:09.366 P	108.99		11:59:19.115
4 -	OUTLAP	38.699	26.293	2:52.543	43.81	1:19.633	12:02:11.658
5 -	OUTLAP	40.598	26.506	17:30.693	7.19	15:57.783	12:19:42.351
6 -	28.642	38.367	26.113	1:33.122 (2)	81.19	0.212	12:21:15.473
7 -	28.542	38.754	26.127	1:33.423 (3)	80.92	0.513	12:22:48.896

Milltek Sport Civic Cup

QUALIFYING - RACE 5 - SECTOR ANALYSIS



SECTOR 1 = FL to I1, SECTOR 2 = I1 to I2, SECTOR 3 = I2 to FL, DIFF = Difference To Personal Best Lap, P = Crossed Finish Line in Pit Lane, D = Time Disallowed

P11 97		Alex KITE		Honda Civic EP3			
IDEAL LAP TIME : 1:32.801		BEST LAP TIME : 1:32.938		DIFFERENCE : 0.137			
LAP	SECTOR 1	SECTOR 2	SECTOR 3	LAP TIME	MPH	DIFF	TIME OF DAY
1 -		41.492	27.221				11:56:06.643
2 -	28.690	38.400	26.032	1:33.122 (2)	81.19	0.184	11:57:39.765
3 -	28.660	38.250	26.028	1:32.938 (1)	81.35		11:59:12.703
4 -	28.523	38.480	26.344	1:33.347 (3)	80.99	0.409	12:00:46.050
5 -	28.722	38.475	26.401	1:33.598	80.77	0.660	12:02:19.648
6 -	OUTLAP	39.208	26.590	16:27.576	7.65	14:54.638	12:18:47.224
7 -	28.995	38.583	26.038	1:33.616	80.76	0.678	12:20:20.840
8 -	28.601	38.738	27.333	1:34.672	79.86	1.734	12:21:55.512
9 -	30.482	38.398	26.103	1:34.983	79.59	2.045	12:23:30.495

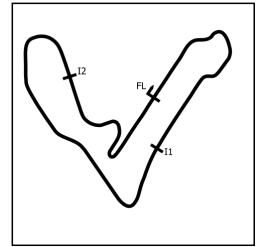
P12 29		Dan THACKERAY		Honda Civic EP3			
IDEAL LAP TIME : 1:32.718		BEST LAP TIME : 1:33.189		DIFFERENCE : 0.471			
LAP	SECTOR 1	SECTOR 2	SECTOR 3	LAP TIME	MPH	DIFF	TIME OF DAY
1 -		42.674	27.437				11:56:13.641
2 -	29.935	39.079	26.275	1:35.289	79.34	2.100	11:57:48.930
3 -	28.758	38.787	26.690	1:34.235 (2)	80.23	1.046	11:59:23.165
4 -	28.776	39.797	26.123	1:34.696 (3)	79.84	1.507	12:00:57.861
5 -	28.519	38.135	26.535	1:33.189 (1)	81.13		12:02:31.050
6 -	OUTLAP	43.932	27.035	16:56.853	7.43	15:23.664	12:19:27.903
7 -	28.637	41.513	28.689	1:38.839	76.49	5.650	12:21:06.742
8 -	28.672	40.938	26.064	1:35.674	79.02	2.485	12:22:42.416

P13 51		David BUKY		Honda Civic EP3			
IDEAL LAP TIME : 1:33.346		BEST LAP TIME : 1:33.638		DIFFERENCE : 0.292			
LAP	SECTOR 1	SECTOR 2	SECTOR 3	LAP TIME	MPH	DIFF	TIME OF DAY
1 -		44.101	27.622				11:57:00.307
2 -	35.888	48.159	27.156	1:51.203	67.98	17.565	11:58:51.510
3 -	29.348	38.643	26.370	1:34.361	80.12	0.723	12:00:25.871
4 -	28.673	38.645	26.320	1:33.638 (1)	80.74		12:01:59.509
5 -	28.732	38.735	26.249	1:33.716 (3)	80.67	0.078	12:03:33.225
6 -	OUTLAP	40.573	32.580	15:41.716	8.02	14:08.078	12:19:14.941
7 -	28.868	38.871	26.221	1:33.960	80.46	0.322	12:20:48.901
8 -	28.690	38.891	26.124	1:33.705 (2)	80.68	0.067	12:22:22.606
9 -	28.863	38.549	26.546	1:33.958	80.46	0.320	12:23:56.564

P14 98		Jordan BRENNAN		Honda Civic EP3			
IDEAL LAP TIME :		BEST LAP TIME : 1:33.715		DIFFERENCE :			
LAP	SECTOR 1	SECTOR 2	SECTOR 3	LAP TIME	MPH	DIFF	TIME OF DAY
1 -							11:57:01.006
2 -				1:36.024	78.73	2.309	11:58:37.030
3 -				1:35.729	78.97	2.014	12:00:12.759
4 -				1:34.616 (3)	79.90	0.901	12:01:47.375
5 -				1:36.801	78.10	3.086	12:03:24.176
6 -				15:45.344	7.99	14:11.629	12:19:09.520
7 -				1:33.715 (1)	80.67		12:20:43.235
8 -				1:34.645	79.88	0.930	12:22:17.880
9 -				1:33.759 (2)	80.63	0.044	12:23:51.639

Milltek Sport Civic Cup

QUALIFYING - RACE 5 - SECTOR ANALYSIS



SECTOR 1 = FL to I1, SECTOR 2 = I1 to I2, SECTOR 3 = I2 to FL, DIFF = Difference To Personal Best Lap, P = Crossed Finish Line in Pit Lane, D = Time Disallowed

P15 66		Dave MARSHALL		Honda Civic EP3			
IDEAL LAP TIME : 1:33.548		BEST LAP TIME : 1:33.741		DIFFERENCE : 0.193			
LAP	SECTOR 1	SECTOR 2	SECTOR 3	LAP TIME	MPH	DIFF	TIME OF DAY
1 -		43.867	28.327				11:56:41.104
2 -	29.104	39.748	31.714	1:40.566	75.18	6.825	11:58:21.670
3 -	28.978	38.993	26.464	1:34.435	80.06	0.694	11:59:56.105
4 -	28.876	38.842	26.542	1:34.260 (3)	80.21	0.519	12:01:30.365
5 -	28.833	40.456	IN PIT	1:34.934 P	79.64	1.193	12:03:05.299
6 -		40.420	27.000	15:43.737	8.01	14:09.996	12:18:49.036
7 -	28.611	39.695	27.117	1:35.423	79.23	1.682	12:20:24.459
8 -	28.731	38.600	26.410	1:33.741 (1)	80.65		12:21:58.200
9 -	28.764	38.733	26.337	1:33.834 (2)	80.57	0.093	12:23:32.034

P16 129		Leonardo PANAYIOTOU		Honda Civic EP3			
IDEAL LAP TIME : 1:33.649		BEST LAP TIME : 1:33.857		DIFFERENCE : 0.208			
LAP	SECTOR 1	SECTOR 2	SECTOR 3	LAP TIME	MPH	DIFF	TIME OF DAY
1 -		42.161	28.560				11:56:15.132
2 -	28.974	38.787	27.342	1:35.103	79.49	1.246	11:57:50.235
3 -	28.865	38.657	26.604	1:34.126 (3)	80.32	0.269	11:59:24.361
4 -	31.294	39.716	26.409	1:37.419	77.60	3.562	12:01:01.780
5 -	28.776	38.806	26.577	1:34.159	80.29	0.302	12:02:35.939
6 -	OUTLAP	40.257	29.651	16:22.901	7.69	14:49.044	12:18:58.840
7 -	28.856	38.790	26.314	1:33.960 (2)	80.46	0.103	12:20:32.800
8 -	28.809	38.559	26.489	1:33.857 (1)	80.55		12:22:06.657
9 -	29.128	38.884	27.071	1:35.083	79.51	1.226	12:23:41.740

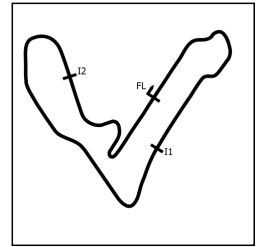
P17 77		Travis CHAPMAN		Honda Civic EP3			
IDEAL LAP TIME : 1:33.681		BEST LAP TIME : 1:34.115		DIFFERENCE : 0.434			
LAP	SECTOR 1	SECTOR 2	SECTOR 3	LAP TIME	MPH	DIFF	TIME OF DAY
1 -		44.546	30.740				11:56:28.274
2 -	29.529	40.047	26.655	1:36.231	78.56	2.116	11:58:04.505
3 -	28.987	38.998	26.447	1:34.432	80.06	0.317	11:59:38.937
4 -	28.800	39.132	26.421	1:34.353	80.13	0.238	12:01:13.290
5 -	28.848	39.036	26.231	1:34.115 (1)	80.33		12:02:47.405
6 -	OUTLAP	41.305	27.647	16:14.757	7.75	14:40.642	12:19:02.162
7 -	28.947	39.191	26.101	1:34.239 (3)	80.22	0.124	12:20:36.401
8 -	28.968	39.119	26.065	1:34.152 (2)	80.30	0.037	12:22:10.553
9 -	28.906	38.868	26.517	1:34.291	80.18	0.176	12:23:44.844

P18 24		Tommy KNIGHT		Honda Civic EP3			
IDEAL LAP TIME : 1:33.848		BEST LAP TIME : 1:34.150		DIFFERENCE : 0.302			
LAP	SECTOR 1	SECTOR 2	SECTOR 3	LAP TIME	MPH	DIFF	TIME OF DAY
1 -		43.076	27.679				11:56:17.324
2 -	29.963	39.747	27.691	1:37.401	77.62	3.251	11:57:54.725
3 -	29.014	39.233	27.230	1:35.477	79.18	1.327	11:59:30.202
4 -	29.002	38.574	26.574	1:34.150 (1)	80.30		12:01:04.352
5 -	29.405	38.953	26.572	1:34.930 (2)	79.64	0.780	12:02:39.282
6 -	OUTLAP	40.109	27.712	16:17.942	7.73	14:43.792	12:18:57.224
7 -	28.833	39.073	26.441	1:34.347 D	80.13	0.197	12:20:31.571
8 -	28.967	38.854	26.658	1:34.479 D	80.02	0.329	12:22:06.050
9 -	29.032	39.277	26.655	1:34.964 (3)	79.61	0.814	12:23:41.014

P19 73		Dan MACDONALD		Honda Civic EP3			
IDEAL LAP TIME : 1:33.845		BEST LAP TIME : 1:34.220		DIFFERENCE : 0.375			
LAP	SECTOR 1	SECTOR 2	SECTOR 3	LAP TIME	MPH	DIFF	TIME OF DAY
1 -		44.357	30.088				11:56:26.127
2 -	30.191	41.776	27.416	1:39.383 (3)	76.07	5.163	11:58:05.510
3 -	28.987	39.003	26.590	1:34.580 (2)	79.93	0.360	11:59:40.090
4 -	29.038	38.897	26.285	1:34.220 (1)	80.24		12:01:14.310

Milltek Sport Civic Cup

QUALIFYING - RACE 5 - SECTOR ANALYSIS



SECTOR 1 = FL to I1, SECTOR 2 = I1 to I2, SECTOR 3 = I2 to FL, DIFF = Difference To Personal Best Lap, P = Crossed Finish Line in Pit Lane, D = Time Disallowed

P20 46		Nick CHARLIER		Honda Civic EP3			
IDEAL LAP TIME : 1:33.958		BEST LAP TIME : 1:34.243		DIFFERENCE : 0.285			
LAP	SECTOR 1	SECTOR 2	SECTOR 3	LAP TIME	MPH	DIFF	TIME OF DAY
1 -		43.638	28.607				11:56:37.976
2 -	29.969	39.813	26.402	1:36.184	78.60	1.941	11:58:14.160
3 -	29.214	39.334	26.483	1:35.031 (3)	79.55	0.788	11:59:49.191
4 -	29.259	39.549	26.380	1:35.188	79.42	0.945	12:01:24.379
5 -	28.895	39.004	26.536	1:34.435 (2)	80.06	0.192	12:02:58.814
6 -	OUTLAP	41.195	26.626	16:06.022	7.82	14:31.779	12:19:04.836
7 -	28.878	40.640	26.520	1:36.038	78.72	1.795	12:20:40.874
8 -	29.257	39.325	26.461	1:35.043 D	79.54	0.800	12:22:15.917
9 -	28.613	39.289	26.341	1:34.243 (1)	80.22		12:23:50.160

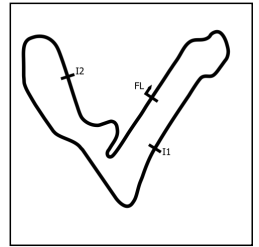
P21 20		James RAMSDEN		Honda Civic EP3			
IDEAL LAP TIME : 1:33.945		BEST LAP TIME : 1:34.582		DIFFERENCE : 0.637			
LAP	SECTOR 1	SECTOR 2	SECTOR 3	LAP TIME	MPH	DIFF	TIME OF DAY
1 -		46.629	30.044				11:56:39.121
2 -	30.754	39.526	26.631	1:36.911	78.01	2.329	11:58:16.032
3 -	29.407	39.093	26.718	1:35.218	79.40	0.636	11:59:51.250
4 -	29.134	39.139	26.523	1:34.796 (2)	79.75	0.214	12:01:26.046
5 -	29.062	39.248	26.710	1:35.020 (3)	79.56	0.438	12:03:01.066
6 -	OUTLAP	39.849	27.889	16:06.420	7.82	14:31.838	12:19:07.486
7 -	29.072	38.969	26.541	1:34.582 (1)	79.93		12:20:42.068
8 -	29.413	40.360	28.749	1:38.522	76.74	3.940	12:22:20.590
9 -	28.916	38.506	28.950	1:36.372	78.45	1.790	12:23:56.962

P22 495		Mark HUGHES		Honda Civic EP3			
IDEAL LAP TIME : 1:36.145		BEST LAP TIME : 1:36.206		DIFFERENCE : 0.061			
LAP	SECTOR 1	SECTOR 2	SECTOR 3	LAP TIME	MPH	DIFF	TIME OF DAY
1 -		46.545	28.334				11:56:46.715
2 -	31.323	42.004	27.344	1:40.671	75.10	4.465	11:58:27.386
3 -	31.000	40.976	27.109	1:39.085	76.30	2.879	12:00:06.471
4 -	30.177	40.122	27.071	1:37.370 (3)	77.64	1.164	12:01:43.841
5 -	31.478	44.686	IN PIT	1:43.814 P	72.82	7.608	12:03:27.655
6 -	OUTLAP	41.760	28.637	15:35.639	8.08	13:59.433	12:19:03.294
7 -	30.060	39.834	26.628	1:36.522 (2)	78.33	0.316	12:20:39.816
8 -	34.740	49.784	27.156	1:51.680	67.69	15.474	12:22:31.496
9 -	29.731	39.786	26.689	1:36.206 (1)	78.58		12:24:07.702

P23 74		Anthony GANNON		Honda Civic EP3			
IDEAL LAP TIME : 1:35.706		BEST LAP TIME : 1:36.652		DIFFERENCE : 0.946			
LAP	SECTOR 1	SECTOR 2	SECTOR 3	LAP TIME	MPH	DIFF	TIME OF DAY
1 -		48.778	29.080				11:56:51.527
2 -	32.084	43.863	28.065	1:44.012	72.68	7.360	11:58:35.539
3 -	30.632	41.915	27.005	1:39.552	75.94	2.900	12:00:15.091
4 -	30.097	40.607	26.935	1:37.639	77.43	0.987	12:01:52.730
5 -	29.921	40.839	27.594	1:38.354	76.87	1.702	12:03:31.084
6 -	OUTLAP	40.352	28.877	15:39.772	8.04	14:03.120	12:19:10.856
7 -	29.375	39.573	27.792	1:36.740 (2)	78.15	0.088	12:20:47.596
8 -	29.846	40.048	26.758	1:36.652 (1)	78.22		12:22:24.248
9 -	29.577	39.954	27.314	1:36.845 (3)	78.06	0.193	12:24:01.093

Milltek Sport Civic Cup

QUALIFYING - RACE 5 - SECTOR ANALYSIS



SECTOR 1 = FL to I1, SECTOR 2 = I1 to I2, SECTOR 3 = I2 to FL, DIFF = Difference To Personal Best Lap, P = Crossed Finish Line in Pit Lane, D = Time Disallowed

P24 119		Jeff ALDEN		Honda Civic EP3			
IDEAL LAP TIME : 1:37.775		BEST LAP TIME : 1:38.272		DIFFERENCE : 0.497			
LAP	SECTOR 1	SECTOR 2	SECTOR 3	LAP TIME	MPH	DIFF	TIME OF DAY
1 -		49.188	29.785				11:56:45.285
2 -	31.271	43.634	28.200	1:43.105 (3)	73.32	4.833	11:58:28.390
3 -	30.900	40.662	27.476	1:39.038 (2)	76.34	0.766	12:00:07.428
4 -	30.564	40.543	27.165	1:38.272 (1)	76.93		12:01:45.700
5 -	30.067	43.631	IN PIT	1:40.916 P	74.91	2.644	12:03:26.616
6 -	OUTLAP	44.273	IN PIT	15:32.018 P	8.11	13:53.746	12:18:58.634

P25 76		Simon WELCH		Honda Civic EP3			
IDEAL LAP TIME : 1:38.398		BEST LAP TIME : 1:38.398		DIFFERENCE : 0.000			
LAP	SECTOR 1	SECTOR 2	SECTOR 3	LAP TIME	MPH	DIFF	TIME OF DAY
1 -		48.521	30.157				11:56:46.746
2 -	31.851	43.259	27.702	1:42.812	73.53	4.414	11:58:29.558
3 -	37.203	42.689	27.626	1:47.518	70.31	9.120	12:00:17.076
4 -	30.772	41.898	27.770	1:40.440 (3)	75.27	2.042	12:01:57.516
5 -	30.594	41.268	28.049	1:39.911 (2)	75.67	1.513	12:03:37.427
6 -	OUTLAP	42.768	30.515	15:43.438	8.01	14:05.040	12:19:20.865
7 -	30.223	40.712	27.463	1:38.398 (1)	76.83		12:20:59.263
8 -	30.307	1:00.700	29.606	2:00.613	62.68	22.215	12:22:59.876

P26 727		Jackson WHITE		Honda Civic EP3			
IDEAL LAP TIME :		BEST LAP TIME : 1:39.439		DIFFERENCE :			
LAP	SECTOR 1	SECTOR 2	SECTOR 3	LAP TIME	MPH	DIFF	TIME OF DAY
1 -							11:56:47.926
2 -				1:43.350 (2)	73.15	3.911	11:58:31.276
3 -				4:21.848	28.87	2:42.409	12:02:53.124
4 -				16:29.275	7.64	14:49.836	12:19:22.399
5 -				1:39.439 (1)	76.03		12:21:01.838
6 -				1:45.597 (3)	71.59	6.158	12:22:47.435

P27 70		Owen HILLMAN		Honda Civic EP3			
IDEAL LAP TIME : 1:44.757		BEST LAP TIME : 1:45.152		DIFFERENCE : 0.395			
LAP	SECTOR 1	SECTOR 2	SECTOR 3	LAP TIME	MPH	DIFF	TIME OF DAY
1 -		46.755	31.167				11:56:38.764
2 -	35.504	48.101	IN PIT	1:52.337 P	67.30	7.185	11:58:31.101
3 -	OUTLAP	45.396	IN PIT	3:27.098 P	36.50	1:41.946	12:01:58.199
4 -	OUTLAP	44.590	29.063	17:42.088	7.11	15:56.936	12:19:40.287
5 -	33.081	42.613	29.458	1:45.152 (1)	71.90		12:21:25.439
6 -	33.660	46.305	30.030	1:49.995 (2)	68.73	4.843	12:23:15.434

Milltek Sport Civic Cup

QUALIFYING - RACE 5 - BEST SECTORS

SECTOR 1			SECTOR 2			SECTOR 3			IDEAL / BEST COMPARISON						
POS	NO	NAME	TIME	NO	NAME	TIME	NO	NAME	TIME	POS	NO	NAME	IDEAL	BEST	DIFF
													PERFECT LAP	1:31.836	
1	54	CATON	28.126	38	HOBSON	37.872	42	REDFORD	25.838	1	33	EDMUNDSON	1:32.019	1:32.168	0.149
2	33	EDMUNDSON	28.180	33	EDMUNDSON	37.992	33	EDMUNDSON	25.847	2	38	HOBSON	1:32.027	1:32.420	0.393
3	38	HOBSON	28.204	42	REDFORD	38.040	14	BENSLEY	25.862	3	42	REDFORD	1:32.116	1:32.273	0.157
4	14	BENSLEY	28.231	199	CAPOZZOLI	38.075	38	HOBSON	25.951	4	14	BENSLEY	1:32.418	1:32.707	0.289
5	42	REDFORD	28.238	4	KIRKPATRICK	38.099	43	HARDING	25.983	5	4	KIRKPATRICK	1:32.538	1:32.597	0.059
6	26	BAILEY	28.303	29	THACKERAY	38.135	26	BAILEY	26.006	6	43	HARDING	1:32.574	1:32.731	0.157
7	4	KIRKPATRICK	28.391	45	CAMP	38.138	97	KITE	26.028	7	199	CAPOZZOLI	1:32.583	1:32.862	0.279
8	199	CAPOZZOLI	28.418	43	HARDING	38.161	4	KIRKPATRICK	26.048	8	54	CATON	1:32.633	1:32.781	0.148
9	43	HARDING	28.430	97	KITE	38.250	45	CAMP	26.049	9	26	BAILEY	1:32.662	1:32.903	0.241
10	29	THACKERAY	28.519	14	BENSLEY	38.325	29	THACKERAY	26.064	10	29	THACKERAY	1:32.718	1:33.189	0.471
11	97	KITE	28.523	26	BAILEY	38.353	77	CHAPMAN	26.065	11	45	CAMP	1:32.729	1:32.910	0.181
12	45	CAMP	28.542	54	CATON	38.387	199	CAPOZZOLI	26.090	12	97	KITE	1:32.801	1:32.938	0.137
13	66	MARSHALL	28.611	20	RAMSDEN	38.506	54	CATON	26.120	13	51	BUKY	1:33.346	1:33.638	0.292
14	46	CHARLIER	28.613	51	BUKY	38.549	51	BUKY	26.124	14	66	MARSHALL	1:33.548	1:33.741	0.193
15	73	MACDONALD	28.663	129	PANAYIOTOU	38.559	73	MACDONALD	26.285	15	129	PANAYIOTOU	1:33.649	1:33.857	0.208
16	51	BUKY	28.673	24	KNIGHT	38.574	129	PANAYIOTOU	26.314	16	77	CHAPMAN	1:33.681	1:34.115	0.434
17	77	CHAPMAN	28.748	66	MARSHALL	38.600	66	MARSHALL	26.337	17	73	MACDONALD	1:33.845	1:34.220	0.375
18	129	PANAYIOTOU	28.776	77	CHAPMAN	38.868	46	CHARLIER	26.341	18	24	KNIGHT	1:33.848	1:34.150	0.302
19	24	KNIGHT	28.833	73	MACDONALD	38.897	24	KNIGHT	26.441	19	20	RAMSDEN	1:33.945	1:34.582	0.637
20	20	RAMSDEN	28.916	46	CHARLIER	39.004	20	RAMSDEN	26.523	20	46	CHARLIER	1:33.958	1:34.243	0.285
21	74	GANNON	29.375	74	GANNON	39.573	495	HUGHES	26.628	21	74	GANNON	1:35.706	1:36.652	0.946
22	495	HUGHES	29.731	495	HUGHES	39.786	74	GANNON	26.758	22	495	HUGHES	1:36.145	1:36.206	0.061
23	119	ALDEN	30.067	119	ALDEN	40.543	119	ALDEN	27.165	23	119	ALDEN	1:37.775	1:38.272	0.497
24	76	WELCH	30.223	76	WELCH	40.712	76	WELCH	27.463	24	76	WELCH	1:38.398	1:38.398	0.000
25	70	HILLMAN	33.081	70	HILLMAN	42.613	70	HILLMAN	29.063	25	70	HILLMAN	1:44.757	1:45.152	0.395
26										26	98	BRENNAN		1:33.715	
27										27	727	WHITE		1:39.439	

Milltek Sport Civic Cup

QUALIFYING - RACE 5 - STATISTICS

Competitors Started 27
Planned Start 2023-05-06 @ 12:10:00.000
Actual Start 2023-05-06 @ 11:54:13.716
Finish Time 2023-05-06 @ 12:22:38.635
Track Length 2.1001mi.
Total Laps 218
Total Distance Covered 457.8376mi.

Session Fastest Lap History

NO	NAME	LAP TIME	TIME OF DAY	LAP	VEHICLE
33	Max EDMUNDSON	1:32.418	11:57:35.867	2	Honda Civic EP3
33	Max EDMUNDSON	1:32.168	11:59:08.037	3	Honda Civic EP3

Flag History

TYPE	TIME OF DAY
GREEN	11:54:13.716
RED	12:03:44.991
GREEN	12:17:09.204
FINISH	12:22:38.635

Flag Statistics

TYPE	COUNT	TOTAL LAPS	TOTAL TIME
Green	2	9	16:53.730
Red	1	0	13:24.213
Safety Car	0	0	0.000
FCY	0	0	0.000

Milltek Sport Civic Cup

RACE 5 - GRID (15 minutes)

ROW 14	27	1:45.152	70 Owen HILLMAN	1:39.439	26	727 Jackson WHITE
ROW 13	25	1:38.398	76 Simon WELCH	1:38.272	24	119 Jeff ALDEN
ROW 12	23	1:36.652	74 Anthony GANNON	1:34.220	22	73 Dan MACDONALD
ROW 11	21	1:36.206	495 Mark HUGHES	1:34.582	20	20 James RAMSDEN
ROW 10	19	1:34.243	46 Nick CHARLIER	1:34.150	18	24 Tommy KNIGHT
ROW 9	17	1:34.115	77 Travis CHAPMAN	1:33.857	16	129 Leonardo PANAYIOTOU
ROW 8	15	1:33.741	66 Dave MARSHALL	1:33.715	14	98 Jordan BRENNAN
ROW 7	13	1:33.638	51 David BUKY	1:33.189	12	29 Dan THACKERAY
ROW 6	11	1:32.938	97 Alex KITE	1:32.910	10	45 Alistair CAMP
ROW 5	9	1:32.903	26 Morgan BAILEY	1:32.862	8	199 Louie CAPOZZOLI
ROW 4	7	1:32.781	54 Harvey CATON	1:32.731	6	43 Jack HARDING
ROW 3	5	1:32.707	14 Ryan BENSLEY	1:32.597	4	4 Sam KIRKPATRICK
ROW 2	3	1:32.420	38 Danny HOBSON	1:32.273	2	42 Will REDFORD
ROW 1	1	1:32.168	33 Max EDMUNDSON			
Pole						

Car 73 - 3 place grid penalty from previous event (Snetterton) - CR4.2.4

Croft: 2.1001 miles

These results are provisional until the conclusion of any judicial and technical matters.

Clerk Of Course :	Stewards :	Timekeeper : Sarah Evans
-------------------	------------	--------------------------

Results can be found at www.tsl-timing.com

Printed - 12:26 Saturday, 06 May 2023

Milltek Sport Civic Cup

RACE 5 - CLASSIFICATION - AMENDED 2

POS	NO	NAME	ENTRY	LAPS	TIME	GAP	DIFF	MPH	BEST	ON
1	14	Ryan BENSLEY	Honda Civic EP3	8	12:35.237			80.08	1:32.814	5
2	43	Jack HARDING	Honda Civic EP3	8	12:35.787	0.550	0.550	80.02	1:32.643	5
3	26	Morgan BAILEY	Honda Civic EP3	8	12:38.581	3.344	2.794	79.73	1:32.892	4
4	4	Sam KIRKPATRICK	Honda Civic EP3	8	12:39.352	4.115	0.771	79.65	1:32.730	3
5	54	Harvey CATON	Honda Civic EP3	8	12:42.384	7.147	3.032	79.33	1:32.723	4
6	199*	Louie CAPOZZOLI	Honda Civic EP3	8	12:42.902	7.665	0.518	79.28	1:32.553	3
7	45	Alistair CAMP	Honda Civic EP3	8	12:43.306	8.069	0.404	79.24	1:32.805	4
8	29	Dan THACKERAY	Honda Civic EP3	8	12:43.603	8.366	0.297	79.20	1:33.461	3
9	38	Danny HOBSON	Honda Civic EP3	8	12:44.343	9.106	0.740	79.13	1:32.804	4
10	97	Alex KITE	Honda Civic EP3	8	12:45.587	10.350	1.244	79.00	1:33.303	3
11	51	David BUKY	Honda Civic EP3	8	12:45.768	10.531	0.181	78.98	1:33.626	5
12	129	Leonardo PANAYIOTOU	Honda Civic EP3	8	12:49.632	14.395	3.864	78.58	1:34.024	5
13	66	Dave MARSHALL	Honda Civic EP3	8	12:51.513	16.276	1.881	78.39	1:34.248	7
14	24	Tommy KNIGHT	Honda Civic EP3	8	12:56.093	20.856	4.580	77.93	1:34.864	6
15	46	Nick CHARLIER	Honda Civic EP3	8	13:01.012	25.775	4.919	77.44	1:34.906	2
16	77	Travis CHAPMAN	Honda Civic EP3	8	13:01.901	26.664	0.889	77.35	1:34.832	8
17	70	Owen HILLMAN	Honda Civic EP3	8	13:05.042	29.805	3.141	77.04	1:35.685	7
18	20	James RAMSDEN	Honda Civic EP3	8	13:05.323	30.086	0.281	77.01	1:35.068	7
19	495	Mark HUGHES	Honda Civic EP3	8	13:06.557	31.320	1.234	76.89	1:35.743	7
20	74	Anthony GANNON	Honda Civic EP3	8	13:07.839	32.602	1.282	76.77	1:35.714	3
21	727	Jackson WHITE	Honda Civic EP3	8	13:33.244	58.007	25.405	74.37	1:38.450	7
22	76	Simon WELCH	Honda Civic EP3	8	13:38.137	1:02.900	4.893	73.93	1:39.756	4

NOT CLASSIFIED

NC	42	Will REDFORD	Honda Civic EP3	8	12:35.025	000 Laps		80.10	1:32.527	5
NC	73	Dan MACDONALD	Honda Civic EP3	8	13:01.250	26.013	26.225	77.42	1:34.693	8
DNF	119	Jeff ALDEN	Honda Civic EP3	4	10:37.616	4 Laps	4 Laps	47.43	1:57.721	1
DNF	98	Jordan BRENNAN	Honda Civic EP3	0						
DQ	33	Max EDMUNDSON	Honda Civic EP3							

FASTEST LAP

42	Will REDFORD	Honda Civic EP3	5	1:32.527	81.71 mph	131.50 kph
----	--------------	-----------------	---	----------	-----------	------------

Cars 42 & 73 - not running at time of Red Flag (correction to car 73 number)

Car 33 - Disqualified from the results of the race (G5.3) - Contravention of Motorsport UK Regulation C1.1.5

Car 199 - 5 position Grid Penalty - Stewards Decision

Red Flag (end of session): 17:06

Race Distance: 8 Laps / 16.80 miles

Croft: 2.1001 miles

Weather / Track : Cloudy / Dry

These results are provisional until the conclusion of any judicial and technical matters.

Date: 06/05/2023 Start: 16:51 Finish: 17:04

Clerk Of Course : Andrew Roberts	Stewards :	Timekeeper : Sarah Evans
----------------------------------	------------	--------------------------

Results can be found at www.tsl-timing.com

Printed - 13:30 Sunday, 07 May 2023

Milltek Sport Civic Cup

RACE 5 - LAP CHART

LAP 1 @ 16:53:23.534			LAP 2 @ 16:54:56.755			LAP 3 @ 16:56:29.622			LAP 4 @ 16:58:02.580			LAP 5 @ 16:59:35.544		
NO	BEHIND	LAP TIME	NO	BEHIND	LAP TIME	NO	BEHIND	LAP TIME	NO	BEHIND	LAP TIME	NO	BEHIND	LAP TIME
33		1:40.683	33		1:33.221	33		1:32.867	33		1:32.958	33		1:32.964
42	1.214	1:41.897	42	1.281	1:33.288	42	1.215	1:32.801	42	0.957	1:32.700	42	0.520	1:32.527
14	1.438	1:42.121	14	2.352	1:34.135	14	2.329	1:32.844	14	2.508	1:33.137	14	2.358	1:32.814
38	1.563	1:42.246	43	3.039	1:34.513	43	3.404	1:33.232	43	3.329	1:32.883	43	3.008	1:32.643
43	1.747	1:42.430	26	3.499	1:34.106	26	3.920	1:33.288	26	3.854	1:32.892	26	5.467	1:34.577
4	2.042	1:42.725	38	4.484	1:36.142	38	4.600	1:32.983	38	4.446	1:32.804	38	5.628	1:34.146
26	2.614	1:43.297	4	5.350	1:36.529	4	5.213	1:32.730	199	5.481	1:32.880	199	5.820	1:33.303
54	2.747	1:43.430	199	5.873	1:35.378	199	5.559	1:32.553	4	6.274	1:34.019	4	6.663	1:33.353
45	3.022	1:43.705	54	6.284	1:36.758	54	6.742	1:33.325	54	6.507	1:32.723	54	7.184	1:33.641
199	3.716	1:44.399	45	6.641	1:36.840	45	6.956	1:33.182	45	6.803	1:32.805	45	7.481	1:33.642
29	4.047	1:44.730	29	6.987	1:36.161	29	7.581	1:33.461	97	8.474	1:33.459	29	9.615	1:33.819
97	4.435	1:45.118	97	7.537	1:36.323	97	7.973	1:33.303	29	8.760	1:34.137	97	9.935	1:34.425
66	4.596	1:45.279	51	8.302	1:36.587	51	9.076	1:33.641	51	9.775	1:33.657	51	10.437	1:33.626
51	4.936	1:45.619	66	8.764	1:37.389	66	11.418	1:35.521	129	13.205	1:34.299	129	14.265	1:34.024
24	5.962	1:46.645	46	9.028	1:34.906	129	11.864	1:35.458	66	13.741	1:35.281	66	15.504	1:34.727
129	6.332	1:47.015	129	9.273	1:36.162	24	13.547	1:36.967	24	15.825	1:35.236	24	18.326	1:35.465
46	7.343	1:48.026	24	9.447	1:36.706	20	14.398	1:37.151	20	17.507	1:36.067	46	22.522	1:37.191
20	8.095	1:48.778	20	10.114	1:35.240	77	14.898	1:36.797	46	18.295	1:36.053	77	23.079	1:37.574
495	8.969	1:49.652	77	10.968	1:34.947	46	15.200	1:39.039	77	18.469	1:36.529	73	23.424	1:37.730
77	9.242	1:49.925	495	13.087	1:37.339	73	16.030	1:35.454	73	18.658	1:35.586	20	24.526	1:39.983
73	9.845	1:50.528	73	13.443	1:36.819	495	17.320	1:37.100	495	20.790	1:36.428	70	24.984	1:36.762
70	11.673	1:52.356	70	15.087	1:36.635	70	18.375	1:36.155	70	21.186	1:35.769	495	25.522	1:37.696
74	11.825	1:52.508	74	16.267	1:37.663	74	19.114	1:35.714	74	22.320	1:36.164	74	26.332	1:36.976
76	14.223	1:54.906	76	20.764	1:39.762	76	28.535	1:40.638	76	35.333	1:39.756	727	42.927	1:40.143
727	15.130	1:55.813	727	21.337	1:39.428	727	29.694	1:41.224	727	35.748	1:39.012	76	43.154	1:40.785
119	17.038	1:57.721	119	33.234	1:49.417 P	119	1:29.009	2:28.642 P						

Milltek Sport Civic Cup

RACE 5 - LAP CHART

LAP 6 @ 17:01:08.845			LAP 7 @ 17:02:43.290			LAP 8 @ 17:04:17.677		
NO	BEHIND	LAP TIME	NO	BEHIND	LAP TIME	NO	BEHIND	LAP TIME
33		1:33.301	33		1:34.445	33		1:34.387
42	0.235	1:33.016	42	0.316	1:34.526	42	0.199	1:34.270
14	2.175	1:33.118	14	0.938	1:33.208	14	0.411	1:33.860
43	2.676	1:32.969	43	1.520	1:33.289	43	0.961	1:33.828
26	5.641	1:33.475	26	4.219	1:33.023	26	3.755	1:33.923
4	6.611	1:33.249	4	5.536	1:33.370	4	4.526	1:33.377
45	8.120	1:33.940	54	8.287	1:34.611	54	7.558	1:33.658
54	8.121	1:34.238	199	8.604	1:34.040	199	8.076	1:33.859
199	9.009	1:36.490	45	8.891	1:35.216	45	8.480	1:33.976
38	9.226	1:36.899	29	9.629	1:34.007	29	8.777	1:33.535
29	10.067	1:33.753	38	10.327	1:35.546	38	9.517	1:33.577
97	10.315	1:33.681	97	10.612	1:34.742	97	10.761	1:34.536
51	10.835	1:33.699	51	10.998	1:34.608	51	10.942	1:34.331
129	15.262	1:34.298	129	14.888	1:34.071	129	14.806	1:34.305
66	16.559	1:34.356	66	16.362	1:34.248	66	16.687	1:34.712
24	19.889	1:34.864	24	20.383	1:34.939	24	21.267	1:35.271
46	24.765	1:35.544	46	25.602	1:35.282	46	26.186	1:34.971
73	25.559	1:35.436	73	26.118	1:35.004	73	26.424	1:34.693
77	26.002	1:36.224	77	26.630	1:35.073	77	27.075	1:34.832
20	27.026	1:35.801	20	27.649	1:35.068	70	30.216	1:35.892
70	27.471	1:35.788	70	28.711	1:35.685	20	30.497	1:37.235
495	28.371	1:36.150	495	29.669	1:35.743	495	31.731	1:36.449
74	29.286	1:36.255	74	31.034	1:36.193	74	33.013	1:36.366
727	49.075	1:39.449	727	53.080	1:38.450	727	58.418	1:39.725
76	51.594	1:41.741	76	57.786	1:40.637	76	1:03.311	1:39.912
119	2 Laps	4:21.836 P						

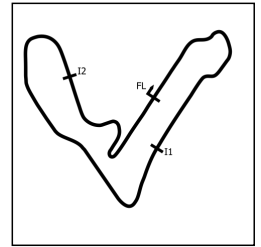
Milltek Sport Civic Cup

RACE 5 - POSITION CHART

No	Name	Lap								
		Pos	1	2	3	4	5	6	7	8
33	EDMUNDSON	1	33	33	33	33	33	33	33	33
42	REDFORD	2	42	42	42	42	42	42	42	42
38	HOBSON	3	14	14	14	14	14	14	14	14
4	KIRKPATRICK	4	38	43	43	43	43	43	43	43
14	BENSLEY	5	43	26	26	26	26	26	26	26
43	HARDING	6	4	38	38	38	38	4	4	4
54	CATON	7	26	4	4	199	199	45	54	54
199	CAPOZZOLI	8	54	199	199	4	4	54	199	199
26	BAILEY	9	45	54	54	54	54	199	45	45
45	CAMP	10	199	45	45	45	45	38	29	29
97	KITE	11	29	29	29	97	29	29	38	38
29	THACKERAY	12	97	97	97	29	97	97	97	97
51	BUKY	13	66	51	51	51	51	51	51	51
98	BRENNAN	14	51	66	66	129	129	129	129	129
66	MARSHALL	15	24	46	129	66	66	66	66	66
129	PANAYIOTOU	16	129	129	24	24	24	24	24	24
77	CHAPMAN	17	46	24	20	20	46	46	46	46
24	KNIGHT	18	20	20	77	46	77	73	73	73
46	CHARLIER	19	495	77	46	77	73	77	77	77
20	RAMSDEN	20	77	495	73	73	20	20	20	70
495	HUGHES	21	73	73	495	495	70	70	70	20
73	MACDONALD	22	70	70	70	70	495	495	495	495
74	GANNON	23	74	74	74	74	74	74	74	74
119	ALDEN	24	76	76	76	76	727	727	727	727
76	WELCH	25	727	727	727	727	76	76	76	76
727	WHITE	26	119	119	119	119				
70	HILLMAN	27								

Milltek Sport Civic Cup

RACE 5 - SECTOR ANALYSIS



SECTOR 1 = FL to I1, SECTOR 2 = I1 to I2, SECTOR 3 = I2 to FL, DIFF = Difference To Personal Best Lap, P = Crossed Finish Line in Pit Lane, D = Time Disallowed

P1 33		Max EDMUNDSON		Honda Civic EP3			
IDEAL LAP TIME : 1:32.739		BEST LAP TIME : 1:32.867		DIFFERENCE : 0.128			
LAP	SECTOR 1	SECTOR 2	SECTOR 3	LAP TIME	MPH	DIFF	TIME OF DAY
1 -		39.398	26.842	1:40.683	75.09	7.816	16:53:23.534
2 -	28.337	38.721	26.163	1:33.221	81.10	0.354	16:54:56.755
3 -	28.446	38.248	26.173	1:32.867 (1)	81.41		16:56:29.622
4 -	28.386	38.331	26.241	1:32.958 (2)	81.33	0.091	16:58:02.580
5 -	28.493	38.317	26.154	1:32.964 (3)	81.32	0.097	16:59:35.544
6 -	28.546	38.356	26.399	1:33.301	81.03	0.434	17:01:08.845
7 -	28.845	38.936	26.664	1:34.445	80.05	1.578	17:02:43.290
8 -	28.760	38.830	26.797	1:34.387	80.10	1.520	17:04:17.677

P2 14		Ryan BENSLEY		Honda Civic EP3			
IDEAL LAP TIME : 1:32.699		BEST LAP TIME : 1:32.814		DIFFERENCE : 0.115			
LAP	SECTOR 1	SECTOR 2	SECTOR 3	LAP TIME	MPH	DIFF	TIME OF DAY
1 -		39.020	27.462	1:42.121	74.03	9.307	16:53:24.972
2 -	29.420	38.560	26.155	1:34.135	80.31	1.321	16:54:59.107
3 -	28.489	38.314	26.041	1:32.844 (2)	81.43	0.030	16:56:31.951
4 -	28.563	38.471	26.103	1:33.137	81.17	0.323	16:58:05.088
5 -	28.361	38.342	26.111	1:32.814 (1)	81.45		16:59:37.902
6 -	28.487	38.607	26.024	1:33.118 (3)	81.19	0.304	17:01:11.020
7 -	28.576	38.599	26.033	1:33.208	81.11	0.394	17:02:44.228
8 -	28.431	38.753	26.676	1:33.860	80.55	1.046	17:04:18.088

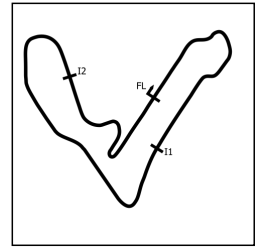
P3 43		Jack HARDING		Honda Civic EP3			
IDEAL LAP TIME : 1:32.546		BEST LAP TIME : 1:32.643		DIFFERENCE : 0.097			
LAP	SECTOR 1	SECTOR 2	SECTOR 3	LAP TIME	MPH	DIFF	TIME OF DAY
1 -		39.292	26.740	1:42.430	73.81	9.787	16:53:25.281
2 -	29.841	38.536	26.136	1:34.513	79.99	1.870	16:54:59.794
3 -	28.590	38.500	26.142	1:33.232	81.09	0.589	16:56:33.026
4 -	28.511	38.292	26.080	1:32.883 (2)	81.39	0.240	16:58:05.909
5 -	28.480	38.148	26.015	1:32.643 (1)	81.61		16:59:38.552
6 -	28.383	38.304	26.282	1:32.969 (3)	81.32	0.326	17:01:11.521
7 -	28.471	38.393	26.425	1:33.289	81.04	0.646	17:02:44.810
8 -	28.456	38.407	26.965	1:33.828	80.57	1.185	17:04:18.638

P4 26		Morgan BAILEY		Honda Civic EP3			
IDEAL LAP TIME : 1:32.830		BEST LAP TIME : 1:32.892		DIFFERENCE : 0.062			
LAP	SECTOR 1	SECTOR 2	SECTOR 3	LAP TIME	MPH	DIFF	TIME OF DAY
1 -		39.521	26.914	1:43.297	73.19	10.405	16:53:26.148
2 -	29.122	38.850	26.134	1:34.106	80.34	1.214	16:55:00.254
3 -	28.485	38.613	26.190	1:33.288 (3)	81.04	0.396	16:56:33.542
4 -	28.449	38.247	26.196	1:32.892 (1)	81.39		16:58:06.434
5 -	28.677	38.866	27.034	1:34.577	79.94	1.685	16:59:41.011
6 -	28.673	38.376	26.426	1:33.475	80.88	0.583	17:01:14.486
7 -	28.525	38.338	26.160	1:33.023 (2)	81.27	0.131	17:02:47.509
8 -	28.776	38.466	26.681	1:33.923	80.49	1.031	17:04:21.432

P5 4		Sam KIRKPATRICK		Honda Civic EP3			
IDEAL LAP TIME : 1:32.649		BEST LAP TIME : 1:32.730		DIFFERENCE : 0.081			
LAP	SECTOR 1	SECTOR 2	SECTOR 3	LAP TIME	MPH	DIFF	TIME OF DAY
1 -		39.631	26.737	1:42.725	73.60	9.995	16:53:25.576
2 -	30.814	39.463	26.252	1:36.529	78.32	3.799	16:55:02.105
3 -	28.358	38.197	26.175	1:32.730 (1)	81.53		16:56:34.835
4 -	28.335	38.227	27.457	1:34.019	80.41	1.289	16:58:08.854
5 -	28.780	38.437	26.136	1:33.353 (3)	80.98	0.623	16:59:42.207
6 -	28.833	38.178	26.238	1:33.249 (2)	81.07	0.519	17:01:15.456
7 -	28.470	38.435	26.465	1:33.370	80.97	0.640	17:02:48.826
8 -	28.670	38.483	26.224	1:33.377	80.96	0.647	17:04:22.203

Milltek Sport Civic Cup

RACE 5 - SECTOR ANALYSIS



SECTOR 1 = FL to I1, SECTOR 2 = I1 to I2, SECTOR 3 = I2 to FL, DIFF = Difference To Personal Best Lap, P = Crossed Finish Line in Pit Lane, D = Time Disallowed

P6 54		Harvey CATON		Honda Civic EP3			
IDEAL LAP TIME : 1:32.723		BEST LAP TIME : 1:32.723		DIFFERENCE : 0.000			
LAP	SECTOR 1	SECTOR 2	SECTOR 3	LAP TIME	MPH	DIFF	TIME OF DAY
1 -		40.159	26.771	1:43.430	73.09	10.707	16:53:26.281
2 -	30.374	39.410	26.974	1:36.758	78.13	4.035	16:55:03.039
3 -	28.613	38.341	26.371	1:33.325 (2)	81.01	0.602	16:56:36.364
4 -	28.397	38.156	26.170	1:32.723 (1)	81.53		16:58:09.087
5 -	28.708	38.570	26.363	1:33.641 (3)	80.74	0.918	16:59:42.728
6 -	28.602	38.302	27.334	1:34.238	80.22	1.515	17:01:16.966
7 -	29.635	38.626	26.350	1:34.611	79.91	1.888	17:02:51.577
8 -	28.593	38.567	26.498	1:33.658	80.72	0.935	17:04:25.235

P7 199		Louie CAPOZZOLI		Honda Civic EP3			
IDEAL LAP TIME : 1:32.419		BEST LAP TIME : 1:32.553		DIFFERENCE : 0.134			
LAP	SECTOR 1	SECTOR 2	SECTOR 3	LAP TIME	MPH	DIFF	TIME OF DAY
1 -		39.539	27.104	1:44.399	72.42	11.846	16:53:27.250
2 -	29.445	39.657	26.276	1:35.378	79.27	2.825	16:55:02.628
3 -	28.359	38.058	26.136	1:32.553 (1)	81.68		16:56:35.181
4 -	28.225	38.223	26.432	1:32.880 (2)	81.40	0.327	16:58:08.061
5 -	28.411	38.094	26.798	1:33.303 (3)	81.03	0.750	16:59:41.364
6 -	30.346	38.231	27.913	1:36.490	78.35	3.937	17:01:17.854
7 -	28.923	38.660	26.457	1:34.040	80.39	1.487	17:02:51.894
8 -	28.715	38.622	26.522	1:33.859	80.55	1.306	17:04:25.753

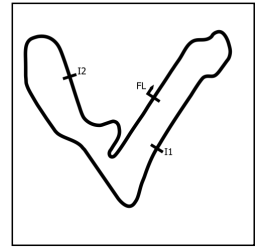
P8 45		Alistair CAMP		Honda Civic EP3			
IDEAL LAP TIME : 1:32.754		BEST LAP TIME : 1:32.805		DIFFERENCE : 0.051			
LAP	SECTOR 1	SECTOR 2	SECTOR 3	LAP TIME	MPH	DIFF	TIME OF DAY
1 -		39.757	26.756	1:43.705	72.90	10.900	16:53:26.556
2 -	30.262	40.039	26.539	1:36.840	78.07	4.035	16:55:03.396
3 -	28.570	38.186	26.426	1:33.182 (2)	81.13	0.377	16:56:36.578
4 -	28.621	38.082	26.102	1:32.805 (1)	81.46		16:58:09.383
5 -	28.951	38.316	26.375	1:33.642 (3)	80.73	0.837	16:59:43.025
6 -	28.984	38.664	26.292	1:33.940	80.48	1.135	17:01:16.965
7 -	30.062	38.923	26.231	1:35.216	79.40	2.411	17:02:52.181
8 -	28.760	38.799	26.417	1:33.976	80.45	1.171	17:04:26.157

P9 29		Dan THACKERAY		Honda Civic EP3			
IDEAL LAP TIME : 1:33.193		BEST LAP TIME : 1:33.461		DIFFERENCE : 0.268			
LAP	SECTOR 1	SECTOR 2	SECTOR 3	LAP TIME	MPH	DIFF	TIME OF DAY
1 -		40.773	26.573	1:44.730	72.19	11.269	16:53:27.581
2 -	29.379	40.446	26.336	1:36.161	78.62	2.700	16:55:03.742
3 -	28.625	38.551	26.285	1:33.461 (1)	80.89		16:56:37.203
4 -	28.589	38.458	27.090	1:34.137	80.31	0.676	16:58:11.340
5 -	28.741	38.409	26.669	1:33.819	80.58	0.358	16:59:45.159
6 -	28.555	38.425	26.773	1:33.753 (3)	80.64	0.292	17:01:18.912
7 -	28.499	39.062	26.446	1:34.007	80.42	0.546	17:02:52.919
8 -	28.696	38.451	26.388	1:33.535 (2)	80.83	0.074	17:04:26.454

P10 38		Danny HOBSON		Honda Civic EP3			
IDEAL LAP TIME : 1:32.531		BEST LAP TIME : 1:32.804		DIFFERENCE : 0.273			
LAP	SECTOR 1	SECTOR 2	SECTOR 3	LAP TIME	MPH	DIFF	TIME OF DAY
1 -		39.401	27.912	1:42.246	73.94	9.442	16:53:25.097
2 -	30.998	39.157	25.987	1:36.142	78.64	3.338	16:55:01.239
3 -	28.407	38.419	26.157	1:32.983 (2)	81.31	0.179	16:56:34.222
4 -	28.204	38.340	26.260	1:32.804 (1)	81.46		16:58:07.026
5 -	28.251	39.021	26.874	1:34.146	80.30	1.342	16:59:41.172
6 -	31.347	38.749	26.803	1:36.899	78.02	4.095	17:01:18.071
7 -	29.055	39.799	26.692	1:35.546	79.13	2.742	17:02:53.617
8 -	28.476	38.449	26.652	1:33.577 (3)	80.79	0.773	17:04:27.194

Milltek Sport Civic Cup

RACE 5 - SECTOR ANALYSIS



SECTOR 1 = FL to I1, SECTOR 2 = I1 to I2, SECTOR 3 = I2 to FL, DIFF = Difference To Personal Best Lap, P = Crossed Finish Line in Pit Lane, D = Time Disallowed

P11 97		Alex KITE		Honda Civic EP3			
IDEAL LAP TIME : 1:33.172		BEST LAP TIME : 1:33.303		DIFFERENCE : 0.131			
LAP	SECTOR 1	SECTOR 2	SECTOR 3	LAP TIME	MPH	DIFF	TIME OF DAY
1 -		39.621	27.307	1:45.118	71.92	11.815	16:53:27.969
2 -	29.421	40.444	26.458	1:36.323	78.49	3.020	16:55:04.292
3 -	28.736	38.475	26.092	1:33.303 (1)	81.03		16:56:37.595
4 -	28.657	38.536	26.266	1:33.459 (2)	80.89	0.156	16:58:11.054
5 -	28.885	38.974	26.566	1:34.425	80.07	1.122	16:59:45.479
6 -	28.690	38.434	26.557	1:33.681 (3)	80.70	0.378	17:01:19.160
7 -	28.739	39.300	26.703	1:34.742	79.80	1.439	17:02:53.902
8 -	28.646	38.637	27.253	1:34.536	79.97	1.233	17:04:28.438

P12 51		David BUKY		Honda Civic EP3			
IDEAL LAP TIME : 1:33.117		BEST LAP TIME : 1:33.626		DIFFERENCE : 0.509			
LAP	SECTOR 1	SECTOR 2	SECTOR 3	LAP TIME	MPH	DIFF	TIME OF DAY
1 -		40.017	26.804	1:45.619	71.58	11.993	16:53:28.470
2 -	28.948	40.727	26.912	1:36.587	78.27	2.961	16:55:05.057
3 -	28.772	38.644	26.225	1:33.641 (2)	80.74	0.015	16:56:38.698
4 -	28.992	38.618	26.047	1:33.657 (3)	80.72	0.031	16:58:12.355
5 -	28.683	38.672	26.271	1:33.626 (1)	80.75		16:59:45.981
6 -	28.777	38.509	26.413	1:33.699	80.69	0.073	17:01:19.680
7 -	28.885	39.135	26.588	1:34.608	79.91	0.982	17:02:54.288
8 -	28.561	38.849	26.921	1:34.331	80.14	0.705	17:04:28.619

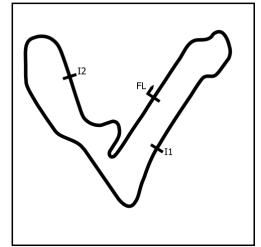
P13 129		Leonardo PANAYIOTOU		Honda Civic EP3			
IDEAL LAP TIME : 1:33.765		BEST LAP TIME : 1:34.024		DIFFERENCE : 0.259			
LAP	SECTOR 1	SECTOR 2	SECTOR 3	LAP TIME	MPH	DIFF	TIME OF DAY
1 -		39.896	26.882	1:47.015	70.64	12.991	16:53:29.866
2 -	28.789	39.704	27.669	1:36.162	78.62	2.138	16:55:06.028
3 -	30.200	38.722	26.536	1:35.458	79.20	1.434	16:56:41.486
4 -	28.836	39.130	26.333	1:34.299	80.17	0.275	16:58:15.785
5 -	28.910	38.643	26.471	1:34.024 (1)	80.41		16:59:49.809
6 -	28.899	38.826	26.573	1:34.298 (3)	80.17	0.274	17:01:24.107
7 -	28.939	38.787	26.345	1:34.071 (2)	80.37	0.047	17:02:58.178
8 -	28.937	38.864	26.504	1:34.305	80.17	0.281	17:04:32.483

P14 66		Dave MARSHALL		Honda Civic EP3			
IDEAL LAP TIME : 1:34.043		BEST LAP TIME : 1:34.248		DIFFERENCE : 0.205			
LAP	SECTOR 1	SECTOR 2	SECTOR 3	LAP TIME	MPH	DIFF	TIME OF DAY
1 -		39.818	26.902	1:45.279	71.81	11.031	16:53:28.130
2 -	28.783	41.145	27.461	1:37.389	77.63	3.141	16:55:05.519
3 -	29.871	39.038	26.612	1:35.521	79.15	1.273	16:56:41.040
4 -	29.071	39.698	26.512	1:35.281	79.35	1.033	16:58:16.321
5 -	28.801	39.382	26.544	1:34.727	79.81	0.479	16:59:51.048
6 -	28.961	38.920	26.475	1:34.356 (2)	80.12	0.108	17:01:25.404
7 -	28.928	38.785	26.535	1:34.248 (1)	80.22		17:02:59.652
8 -	29.032	39.025	26.655	1:34.712 (3)	79.82	0.464	17:04:34.364

P15 24		Tommy KNIGHT		Honda Civic EP3			
IDEAL LAP TIME : 1:34.714		BEST LAP TIME : 1:34.864		DIFFERENCE : 0.150			
LAP	SECTOR 1	SECTOR 2	SECTOR 3	LAP TIME	MPH	DIFF	TIME OF DAY
1 -		40.114	26.823	1:46.645	70.89	11.781	16:53:29.496
2 -	29.007	40.992	26.707	1:36.706	78.18	1.842	16:55:06.202
3 -	30.711	39.690	26.566	1:36.967	77.97	2.103	16:56:43.169
4 -	29.283	39.248	26.705	1:35.236 (3)	79.38	0.372	16:58:18.405
5 -	28.981	39.492	26.992	1:35.465	79.19	0.601	16:59:53.870
6 -	29.121	39.245	26.498	1:34.864 (1)	79.69		17:01:28.734
7 -	29.088	39.235	26.616	1:34.939 (2)	79.63	0.075	17:03:03.673
8 -	29.317	39.437	26.517	1:35.271	79.35	0.407	17:04:38.944

Milltek Sport Civic Cup

RACE 5 - SECTOR ANALYSIS



SECTOR 1 = FL to I1, SECTOR 2 = I1 to I2, SECTOR 3 = I2 to FL, DIFF = Difference To Personal Best Lap, P = Crossed Finish Line in Pit Lane, D = Time Disallowed

P16	46	Nick CHARLIER	Honda Civic EP3				
IDEAL LAP TIME : 1:34.079		BEST LAP TIME : 1:34.906	DIFFERENCE : 0.827				

LAP	SECTOR 1	SECTOR 2	SECTOR 3	LAP TIME	MPH	DIFF	TIME OF DAY
1 -		41.538	26.447	1:48.026	69.98	13.120	16:53:30.877
2 -	28.482	39.637	26.787	1:34.906 (1)	79.66		16:55:05.783
3 -	29.972	42.285	26.782	1:39.039	76.33	4.133	16:56:44.822
4 -	28.975	40.208	26.870	1:36.053	78.71	1.147	16:58:20.875
5 -	29.157	41.629	26.405	1:37.191	77.79	2.285	16:59:58.066
6 -	28.897	40.096	26.551	1:35.544	79.13	0.638	17:01:33.610
7 -	29.183	39.708	26.391	1:35.282 (3)	79.34	0.376	17:03:08.892
8 -	29.013	39.206	26.752	1:34.971 (2)	79.60	0.065	17:04:43.863

P17	73	Dan MACDONALD	Honda Civic EP3				
IDEAL LAP TIME : 1:34.274		BEST LAP TIME : 1:34.693	DIFFERENCE : 0.419				

LAP	SECTOR 1	SECTOR 2	SECTOR 3	LAP TIME	MPH	DIFF	TIME OF DAY
1 -		40.880	27.061	1:50.528	68.40	15.835	16:53:33.379
2 -	29.124	40.912	26.783	1:36.819	78.09	2.126	16:55:10.198
3 -	29.438	39.435	26.581	1:35.454	79.20	0.761	16:56:45.652
4 -	28.480	40.235	26.871	1:35.586	79.09	0.893	16:58:21.238
5 -	29.223	41.935	26.572	1:37.730	77.36	3.037	16:59:58.968
6 -	28.616	39.920	26.900	1:35.436 (3)	79.22	0.743	17:01:34.404
7 -	28.567	39.809	26.628	1:35.004 (2)	79.58	0.311	17:03:09.408
8 -	28.636	39.222	26.835	1:34.693 (1)	79.84		17:04:44.101

P18	70	Owen HILLMAN	Honda Civic EP3				
IDEAL LAP TIME : 1:35.081		BEST LAP TIME : 1:35.685	DIFFERENCE : 0.604				

LAP	SECTOR 1	SECTOR 2	SECTOR 3	LAP TIME	MPH	DIFF	TIME OF DAY
1 -		41.373	27.680	1:52.356	67.29	16.671	16:53:35.207
2 -	30.131	39.839	26.665	1:36.635	78.23	0.950	16:55:11.842
3 -	29.443	39.235	27.477	1:36.155	78.62	0.470	16:56:47.997
4 -	29.541	39.379	26.849	1:35.769 (2)	78.94	0.084	16:58:23.766
5 -	29.287	40.065	27.410	1:36.762	78.13	1.077	17:00:00.528
6 -	29.346	39.346	27.096	1:35.788 (3)	78.93	0.103	17:01:36.316
7 -	29.181	39.611	26.893	1:35.685 (1)	79.01		17:03:12.001
8 -	29.228	39.271	27.393	1:35.892	78.84	0.207	17:04:47.893

P19	20	James RAMSDEN	Honda Civic EP3				
IDEAL LAP TIME : 1:34.813		BEST LAP TIME : 1:35.068	DIFFERENCE : 0.255				

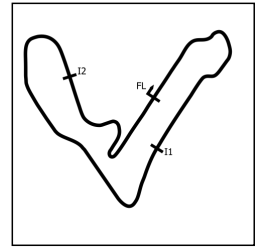
LAP	SECTOR 1	SECTOR 2	SECTOR 3	LAP TIME	MPH	DIFF	TIME OF DAY
1 -		41.178	26.660	1:48.778	69.50	13.710	16:53:31.629
2 -	28.902	39.483	26.855	1:35.240 (2)	79.38	0.172	16:55:06.869
3 -	30.323	40.154	26.674	1:37.151	77.82	2.083	16:56:44.020
4 -	28.949	40.436	26.682	1:36.067	78.70	0.999	16:58:20.087
5 -	29.699	43.007	27.277	1:39.983	75.61	4.915	17:00:00.070
6 -	28.995	39.656	27.150	1:35.801 (3)	78.92	0.733	17:01:35.871
7 -	29.056	39.251	26.761	1:35.068 (1)	79.52		17:03:10.939
8 -	28.975	40.331	27.929	1:37.235	77.75	2.167	17:04:48.174

P20	495	Mark HUGHES	Honda Civic EP3				
IDEAL LAP TIME : 1:35.525		BEST LAP TIME : 1:35.743	DIFFERENCE : 0.218				

LAP	SECTOR 1	SECTOR 2	SECTOR 3	LAP TIME	MPH	DIFF	TIME OF DAY
1 -		40.911	27.039	1:49.652	68.95	13.909	16:53:32.503
2 -	29.610	40.781	26.948	1:37.339	77.67	1.596	16:55:09.842
3 -	29.868	40.143	27.089	1:37.100	77.86	1.357	16:56:46.942
4 -	29.696	40.009	26.723	1:36.428 (3)	78.40	0.685	16:58:23.370
5 -	29.451	41.055	27.190	1:37.696	77.38	1.953	17:00:01.066
6 -	29.516	39.748	26.886	1:36.150 (2)	78.63	0.407	17:01:37.216
7 -	29.320	39.482	26.941	1:35.743 (1)	78.96		17:03:12.959
8 -	29.603	40.076	26.770	1:36.449	78.38	0.706	17:04:49.408

Milltek Sport Civic Cup

RACE 5 - SECTOR ANALYSIS



SECTOR 1 = FL to I1, SECTOR 2 = I1 to I2, SECTOR 3 = I2 to FL, DIFF = Difference To Personal Best Lap, P = Crossed Finish Line in Pit Lane, D = Time Disallowed

P21 74		Anthony GANNON		Honda Civic EP3			
IDEAL LAP TIME : 1:35.306		BEST LAP TIME : 1:35.714		DIFFERENCE : 0.408			
LAP	SECTOR 1	SECTOR 2	SECTOR 3	LAP TIME	MPH	DIFF	TIME OF DAY
1 -		41.300	26.870	1:52.508	67.20	16.794	16:53:35.359
2 -	30.463	40.577	26.623	1:37.663	77.41	1.949	16:55:13.022
3 -	29.455	39.571	26.688	1:35.714 (1)	78.99		16:56:48.736
4 -	29.503	39.656	27.005	1:36.164 (2)	78.62	0.450	16:58:24.900
5 -	29.461	39.986	27.529	1:36.976	77.96	1.262	17:00:01.876
6 -	29.112	39.898	27.245	1:36.255	78.54	0.541	17:01:38.131
7 -	29.165	39.905	27.123	1:36.193 (3)	78.59	0.479	17:03:14.324
8 -	29.496	39.914	26.956	1:36.366	78.45	0.652	17:04:50.690

P22 727		Jackson WHITE		Honda Civic EP3			
IDEAL LAP TIME : 1:38.154		BEST LAP TIME : 1:38.450		DIFFERENCE : 0.296			
LAP	SECTOR 1	SECTOR 2	SECTOR 3	LAP TIME	MPH	DIFF	TIME OF DAY
1 -		43.933	27.365	1:55.813	65.28	17.363	16:53:38.664
2 -	30.126	41.398	27.904	1:39.428 (3)	76.04	0.978	16:55:18.092
3 -	29.961	41.204	30.059	1:41.224	74.69	2.774	16:56:59.316
4 -	30.216	41.226	27.570	1:39.012 (2)	76.36	0.562	16:58:38.328
5 -	31.043	41.170	27.930	1:40.143	75.49	1.693	17:00:18.471
6 -	30.153	41.272	28.024	1:39.449	76.02	0.999	17:01:57.920
7 -	30.186	40.828	27.436	1:38.450 (1)	76.79		17:03:36.370
8 -	30.480	41.649	27.596	1:39.725	75.81	1.275	17:05:16.095

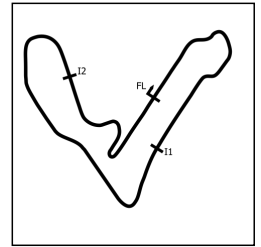
P23 76		Simon WELCH		Honda Civic EP3			
IDEAL LAP TIME : 1:39.225		BEST LAP TIME : 1:39.756		DIFFERENCE : 0.531			
LAP	SECTOR 1	SECTOR 2	SECTOR 3	LAP TIME	MPH	DIFF	TIME OF DAY
1 -		42.737	28.052	1:54.906	65.79	15.150	16:53:37.757
2 -	30.611	41.252	27.899	1:39.762 (2)	75.78	0.006	16:55:17.519
3 -	30.504	42.076	28.058	1:40.638	75.12	0.882	16:56:58.157
4 -	30.872	40.967	27.917	1:39.756 (1)	75.79		16:58:37.913
5 -	30.687	41.507	28.591	1:40.785	75.01	1.029	17:00:18.698
6 -	30.359	42.749	28.633	1:41.741	74.31	1.985	17:02:00.439
7 -	30.539	41.633	28.465	1:40.637	75.12	0.881	17:03:41.076
8 -	30.703	41.304	27.905	1:39.912 (3)	75.67	0.156	17:05:20.988

P24 42		Will REDFORD		Honda Civic EP3			
IDEAL LAP TIME : 1:32.523		BEST LAP TIME : 1:32.527		DIFFERENCE : 0.004			
LAP	SECTOR 1	SECTOR 2	SECTOR 3	LAP TIME	MPH	DIFF	TIME OF DAY
1 -		39.373	27.925	1:41.897	74.19	9.370	16:53:24.748
2 -	29.015	38.365	25.908	1:33.288	81.04	0.761	16:54:58.036
3 -	28.453	38.438	25.910	1:32.801 (3)	81.47	0.274	16:56:30.837
4 -	28.459	38.304	25.937	1:32.700 (2)	81.56	0.173	16:58:03.537
5 -	28.389	38.308	25.830	1:32.527 (1)	81.71		16:59:36.064
6 -	28.471	38.449	26.096	1:33.016	81.28	0.489	17:01:09.080
7 -	28.880	38.848	26.798	1:34.526	79.98	1.999	17:02:43.606
8 -	28.591	38.967	26.712	1:34.270	80.20	1.743	17:04:17.876

P25 77		Travis CHAPMAN		Honda Civic EP3			
IDEAL LAP TIME : 1:34.179		BEST LAP TIME : 1:34.832		DIFFERENCE : 0.653			
LAP	SECTOR 1	SECTOR 2	SECTOR 3	LAP TIME	MPH	DIFF	TIME OF DAY
1 -		40.454	26.957	1:49.925	68.77	15.093	16:53:32.776
2 -	29.367	38.913	26.667	1:34.947 (2)	79.62	0.115	16:55:07.723
3 -	29.675	40.585	26.537	1:36.797	78.10	1.965	16:56:44.520
4 -	28.811	40.292	27.426	1:36.529	78.32	1.697	16:58:21.049
5 -	29.245	41.659	26.670	1:37.574	77.48	2.742	16:59:58.623
6 -	28.729	40.032	27.463	1:36.224	78.57	1.392	17:01:34.847
7 -	28.816	39.677	26.580	1:35.073 (3)	79.52	0.241	17:03:09.920
8 -	28.903	39.019	26.910	1:34.832 (1)	79.72		17:04:44.752

Milltek Sport Civic Cup

RACE 5 - SECTOR ANALYSIS



SECTOR 1 = FL to I1, SECTOR 2 = I1 to I2, SECTOR 3 = I2 to FL, DIFF = Difference To Personal Best Lap, P = Crossed Finish Line in Pit Lane, D = Time Disallowed

P26 119		Jeff ALDEN		Honda Civic EP3			
IDEAL LAP TIME : 1:45.302		BEST LAP TIME : 1:57.721		DIFFERENCE : 12.419			
LAP	SECTOR 1	SECTOR 2	SECTOR 3	LAP TIME	MPH	DIFF	TIME OF DAY
1 -		47.344	27.590	1:57.721 (1)	64.22		16:53:40.572
2 -	34.162	46.552	IN PIT	1:49.417 P	69.09		16:55:29.989
3 -	OUTLAP	44.298	IN PIT	2:28.642 P	50.86	30.920	16:57:58.631
4 -	OUTLAP	43.550	IN PIT	4:21.836 P	28.87	2:24.114	17:02:20.467

Milltek Sport Civic Cup

RACE 5 - BEST SECTORS

SECTOR 1			SECTOR 2			SECTOR 3			IDEAL / BEST COMPARISON						
POS	NO	NAME	TIME	NO	NAME	TIME	NO	NAME	TIME	POS	NO	NAME	IDEAL	BEST	DIFF
													PERFECT LAP	1:32.092	
1	38	HOBSON	28.204	199	CAPOZZOLI	38.058	42	REDFORD	25.830	1	199	CAPOZZOLI	1:32.419	1:32.553	0.134
2	199	CAPOZZOLI	28.225	45	CAMP	38.082	38	HOBSON	25.987	2	42	REDFORD	1:32.523	1:32.527	0.004
3	4	KIRKPATRICK	28.335	43	HARDING	38.148	43	HARDING	26.015	3	38	HOBSON	1:32.531	1:32.804	0.273
4	33	EDMUNDSON	28.337	54	CATON	38.156	14	BENSLEY	26.024	4	43	HARDING	1:32.546	1:32.643	0.097
5	14	BENSLEY	28.361	4	KIRKPATRICK	38.178	51	BUKY	26.047	5	4	KIRKPATRICK	1:32.649	1:32.730	0.081
6	43	HARDING	28.383	26	BAILEY	38.247	97	KITE	26.092	6	14	BENSLEY	1:32.699	1:32.814	0.115
7	42	REDFORD	28.389	33	EDMUNDSON	38.248	45	CAMP	26.102	7	54	CATON	1:32.723	1:32.723	0.000
8	54	CATON	28.397	42	REDFORD	38.304	26	BAILEY	26.134	8	33	EDMUNDSON	1:32.739	1:32.867	0.128
9	26	BAILEY	28.449	14	BENSLEY	38.314	4	KIRKPATRICK	26.136	9	45	CAMP	1:32.754	1:32.805	0.051
10	73	MACDONALD	28.480	38	HOBSON	38.340	199	CAPOZZOLI	26.136	10	26	BAILEY	1:32.830	1:32.892	0.062
11	46	CHARLIER	28.482	29	THACKERAY	38.409	33	EDMUNDSON	26.154	11	51	BUKY	1:33.117	1:33.626	0.509
12	29	THACKERAY	28.499	97	KITE	38.434	54	CATON	26.170	12	97	KITE	1:33.172	1:33.303	0.131
13	51	BUKY	28.561	51	BUKY	38.509	29	THACKERAY	26.285	13	29	THACKERAY	1:33.193	1:33.461	0.268
14	45	CAMP	28.570	129	PANAYIOTOU	38.643	129	PANAYIOTOU	26.333	14	129	PANAYIOTOU	1:33.765	1:34.024	0.259
15	97	KITE	28.646	66	MARSHALL	38.785	46	CHARLIER	26.391	15	66	MARSHALL	1:34.043	1:34.248	0.205
16	77	CHAPMAN	28.729	77	CHAPMAN	38.913	66	MARSHALL	26.475	16	46	CHARLIER	1:34.079	1:34.906	0.827
17	66	MARSHALL	28.783	46	CHARLIER	39.206	24	KNIGHT	26.498	17	77	CHAPMAN	1:34.179	1:34.832	0.653
18	129	PANAYIOTOU	28.789	73	MACDONALD	39.222	77	CHAPMAN	26.537	18	73	MACDONALD	1:34.274	1:34.693	0.419
19	20	RAMSDEN	28.902	24	KNIGHT	39.235	73	MACDONALD	26.572	19	24	KNIGHT	1:34.714	1:34.864	0.150
20	24	KNIGHT	28.981	70	HILLMAN	39.235	74	GANNON	26.623	20	20	RAMSDEN	1:34.813	1:35.068	0.255
21	74	GANNON	29.112	20	RAMSDEN	39.251	20	RAMSDEN	26.660	21	70	HILLMAN	1:35.081	1:35.685	0.604
22	70	HILLMAN	29.181	495	HUGHES	39.482	70	HILLMAN	26.665	22	74	GANNON	1:35.306	1:35.714	0.408
23	495	HUGHES	29.320	74	GANNON	39.571	495	HUGHES	26.723	23	495	HUGHES	1:35.525	1:35.743	0.218
24	727	WHITE	29.961	727	WHITE	40.828	727	WHITE	27.365	24	727	WHITE	1:38.154	1:38.450	0.296
25	76	WELCH	30.359	76	WELCH	40.967	119	ALDEN	27.590	25	76	WELCH	1:39.225	1:39.756	0.531
26	119	ALDEN	34.162	119	ALDEN	43.550	76	WELCH	27.899	26	119	ALDEN	1:45.302	1:57.721	12.419
27															

Milltek Sport Civic Cup

RACE 5 - STATISTICS

Competitors Started	27
Planned Start	2023-05-06 @ 16:50:00.000
Actual Start	2023-05-06 @ 16:51:42.850
Finish Time	2023-05-06 @ 17:04:17.676
Track Length	2.1001mi.
Total Laps	204
Total Distance Covered	428.4351mi.

Session Fastest Lap History

NO	NAME	LAP TIME	TIME OF DAY	LAP	VEHICLE
33	Max EDMUNDSON	1:40.683	16:53:23.561	1	Honda Civic EP3
33	Max EDMUNDSON	1:33.221	16:54:56.780	2	Honda Civic EP3
33	Max EDMUNDSON	1:32.867	16:56:29.648	3	Honda Civic EP3
42	Will REDFORD	1:32.801	16:56:30.863	3	Honda Civic EP3
4	Sam KIRKPATRICK	1:32.730	16:56:34.851	3	Honda Civic EP3
199	Louie CAPOZZOLI	1:32.553	16:56:35.202	3	Honda Civic EP3
42	Will REDFORD	1:32.527	16:59:36.090	5	Honda Civic EP3

Session Leader History

NO	NAME	FROM LAP	LAPS LED	DISTANCE	VEHICLE
33	Max EDMUNDSON	1	8	16.80 miles	Honda Civic EP3


Flag History

TYPE	TIME OF DAY
GREEN	16:51:42.850
FINISH	17:04:17.676

Flag Statistics

TYPE	COUNT	TOTAL LAPS	TOTAL TIME
Green	1	8	16:17.706
Red	0	0	0.000
Safety Car	0	0	0.000
FCY	0	0	0.000

Milltek Sport Civic Cup
RACE 12 - GRID (15 minutes) - AMENDED 2

ROW 14	27	33 Max EDMUNDSON	26	98 Jordan BRENNAN
ROW 13	25	119 Jeff ALDEN	24	42 Will REDFORD
ROW 12	23	73 Dan MACDONALD	22	76 Simon WELCH
ROW 11	21	727 Jackson WHITE	20	74 Anthony GANNON
ROW 10	19	495 Mark HUGHES	18	20 James RAMSDEN
ROW 9	17	70 Owen HILLMAN	16	77 Travis CHAPMAN
ROW 8	15	46 Nick CHARLIER	14	24 Tommy KNIGHT
ROW 7	13	199 Louie CAPOZZOLI	12	66 Dave MARSHALL
ROW 6	11	129 Leonardo PANAYIOTOU	10	51 David BUKY
ROW 5	9	14 Ryan BENSLEY	8	43 Jack HARDING
ROW 4	7	26 Morgan BAILEY	6	4 Sam KIRKPATRICK
ROW 3	5	54 Harvey CATON	4	45 Alistair CAMP
ROW 2	3	29 Dan THACKERAY	2	38 Danny HOBSON
ROW 1	1	97 Alex KITE		
Pole				
				

Car 199 - 5 place grid penalty & additional 3 place grid penalty - CR 4.2.4

Croft: 2.1001 miles

These results are provisional until the conclusion of any judicial and technical matters.

Clerk Of Course : Andrew Roberts	Stewards :	Timekeeper : Sarah Evans
----------------------------------	------------	--------------------------

Results can be found at www.tsl-timing.com

Printed - 13:59 Sunday, 07 May 2023

Milltek Sport Civic Cup

RACE 12 - CLASSIFICATION - AMENDED 2

POS	NO	NAME	ENTRY	LAPS	TIME	GAP	DIFF	MPH	BEST	ON
1	29	Dan THACKERAY	Honda Civic EP3	9	15:27.993			73.32	1:33.416	3
2	54	Harvey CATON	Honda Civic EP3	9	15:28.622	0.629	0.629	73.27	1:32.887	2
3	45	Alistair CAMP	Honda Civic EP3	9	15:29.552	1.559	0.930	73.20	1:33.729	9
4	26	Morgan BAILEY	Honda Civic EP3	9	15:30.353	2.360	0.801	73.13	1:33.828	2
5	43	Jack HARDING	Honda Civic EP3	9	15:30.706	2.713	0.353	73.11	1:33.410	2
6	14	Ryan BENSLEY	Honda Civic EP3	9	15:31.005	3.012	0.299	73.08	1:33.204	7
7	4	Sam KIRKPATRICK	Honda Civic EP3	9	15:32.305	4.312	1.300	72.98	1:33.652	2
8	66	Dave MARSHALL	Honda Civic EP3	9	15:34.038	6.045	1.733	72.85	1:34.071	2
9	42	Will REDFORD	Honda Civic EP3	9	15:35.333	7.340	1.295	72.75	1:33.350	3
10	51	David BUKY	Honda Civic EP3	9	15:35.570	7.577	0.237	72.73	1:33.652	2
11	77	Travis CHAPMAN	Honda Civic EP3	9	15:36.348	8.355	0.778	72.67	1:33.644	3
12	46	Nick CHARLIER	Honda Civic EP3	9	15:36.785	8.792	0.437	72.63	1:33.680	9
13	73	Dan MACDONALD	Honda Civic EP3	9	15:37.271	9.278	0.486	72.59	1:33.848	9
14	24	Tommy KNIGHT	Honda Civic EP3	9	15:38.257	10.264	0.986	72.52	1:34.471	2
15	98	Jordan BRENNAN	Honda Civic EP3	9	15:38.601	10.608	0.344	72.49	1:34.061	7
16	70	Owen HILLMAN	Honda Civic EP3	9	15:42.766	14.773	4.165	72.17	1:35.188	8
17	97	Alex KITE	Honda Civic EP3	9	15:42.910	14.917	0.144	72.16	1:33.893	2
18	33*	Max EDMUNDSON	Honda Civic EP3	9	15:32.864			72.94	1:33.506	2
19	495	Mark HUGHES	Honda Civic EP3	9	15:47.806	19.813		71.79	1:36.546	8
20	76	Simon WELCH	Honda Civic EP3	9	15:51.567	23.574	3.761	71.50	1:36.582	7
21	74*	Anthony GANNON	Honda Civic EP3	9	15:48.610			71.73	1:35.951	8

NOT CLASSIFIED

DNF	119	Jeff ALDEN	Honda Civic EP3	3	12:10.639	6 Laps		31.04		
DNF	727	Jackson WHITE	Honda Civic EP3	2	3:34.958	7 Laps	1 Lap	70.34	1:38.407	2
DNF	129	Leonardo PANAYIOTOU	Honda Civic EP3	2	6:38.662	7 Laps	3:03.704	37.92		
NC	38	Danny HOBSON	Honda Civic EP3	1	16:58.565	8 Laps	1 Lap	7.42		
DNF	199	Louie CAPOZZOLI	Honda Civic EP3	0						
DNF	20	James RAMSDEN	Honda Civic EP3	0						

FASTEST LAP

54 Harvey CATON Honda Civic EP3 2 1:32.887 81.39 mph 130.99 kph

Car 74 - 1 place position penalty (G5.3) - Contravention of Motorsport UK Regulation (s) C1.1.6, Q12.24.3 (e/f), Q12.24.5

Car 33 - 10 place penalty (G5.3) - Contravention of Motorsport UK Regulation Q12.21.4

Weather / Track : Cloudy / Dry

These results are provisional until the conclusion of any judicial and technical matters.

Race Distance: 9 Laps / 18.90 miles

Croft: 2.1001 miles

Date: 07/05/2023 Start: 14:59 Finish: 15:14

Clerk Of Course : Andrew Roberts	Stewards :	Timekeeper : Sarah Evans
----------------------------------	------------	--------------------------

Results can be found at www.tsl-timing.com

Printed - 18:20 Sunday, 07 May 2023



Milltek Sport Civic Cup

RACE 12 - LAP CHART

LAP 1 @ 15:01:07.541			LAP 2 @ 15:02:40.971			LAP 3 @ 15:04:14.387			LAP 4 @ 15:05:49.175			LAP 5 @ 15:07:26.304		
NO	BEHIND	LAP TIME	NO	BEHIND	LAP TIME	NO	BEHIND	LAP TIME	NO	BEHIND	LAP TIME	NO	BEHIND	LAP TIME
29		1:38.952	29		1:33.430	29		1:33.416	29		1:34.788	29		1:37.129
54	1.232	1:40.184	54	0.689	1:32.887	54	0.272	1:32.999	54	0.575	1:35.091	54	0.758	1:37.312
26	2.485	1:41.437	26	2.883	1:33.828	26	3.563	1:34.096	26	3.311	1:34.536	26	3.536	1:37.354
45	2.893	1:41.845	45	3.357	1:33.894	45	3.899	1:33.958	45	4.116	1:35.005	45	4.682	1:37.695
97	3.331	1:42.283	97	3.794	1:33.893	43	4.401	1:33.704	43	4.622	1:35.009	43	5.698	1:38.205
4	3.749	1:42.701	4	3.971	1:33.652	4	4.421	1:33.866	4	5.051	1:35.418	4	6.320	1:38.398
43	4.133	1:43.085	43	4.113	1:33.410	14	4.906	1:33.729	14	5.571	1:35.453	14	7.195	1:38.753
14	4.482	1:43.434	14	4.593	1:33.541	97	5.568	1:35.190	97	5.912	1:35.132	97	7.765	1:38.982
66	4.930	1:43.882	66	5.571	1:34.071	66	6.294	1:34.139	66	7.164	1:35.658	66	8.851	1:38.816
51	5.725	1:44.677	51	5.947	1:33.652	51	6.502	1:33.971	51	7.533	1:35.819	33	10.535	1:37.003
24	7.882	1:46.834	24	8.923	1:34.471	24	10.042	1:34.535	33	10.661	1:35.231	51	11.470	1:41.066
46	8.398	1:47.350	46	9.172	1:34.204	33	10.218	1:33.541	24	11.887	1:36.633	24	12.384	1:37.626
70	9.116	1:48.068	33	10.093	1:33.506	46	10.982	1:35.226	42	12.086	1:34.622	46	12.799	1:37.435
33	10.017	1:48.969	42	12.318	1:34.318	42	12.252	1:33.350	46	12.493	1:36.299	42	13.088	1:38.131
77	10.180	1:49.132	77	12.711	1:35.961	77	12.939	1:33.644	77	13.314	1:35.163	77	13.530	1:37.345
495	10.581	1:49.533	70	13.173	1:37.487	98	14.433	1:34.187	98	14.878	1:35.233	98	15.023	1:37.274
98	11.274	1:50.226	98	13.662	1:35.818	73	15.060	1:33.959	73	15.508	1:35.236	73	15.721	1:37.342
42	11.430	1:50.382	73	14.517	1:36.058	70	17.796	1:38.039	129	2 Laps	4:17.496 P	70	20.472	1:37.997
73	11.889	1:50.841	495	15.460	1:38.309	495	18.988	1:36.944	70	19.604	1:36.596	495	25.317	1:40.229
76	16.216	1:55.168	76	21.463	1:38.677	76	27.753	1:39.706	495	22.217	1:38.017	74	32.565	1:38.256
727	17.599	1:56.551	727	22.576	1:38.407	74	28.131	1:38.816	74	31.438	1:38.095	76	35.968	1:41.168
74	17.878	1:56.830	74	22.731	1:38.283	119	1 Lap	3:27.649 P	76	31.929	1:38.964			
119	21.573	2:00.525 P												
129	42.214	2:21.166 P												

Milltek Sport Civic Cup

RACE 12 - LAP CHART

LAP 6 @ 15:10:13.902			LAP 7 @ 15:11:48.633			LAP 8 @ 15:13:22.542			LAP 9 @ 15:14:56.582		
NO	BEHIND	LAP TIME	NO	BEHIND	LAP TIME	NO	BEHIND	LAP TIME	NO	BEHIND	LAP TIME
29		2:47.598	29		1:34.731	29		1:33.909	29		1:34.040
54	0.627	2:47.467	54	0.675	1:34.779	54	0.255	1:33.489	54	0.629	1:34.414
26	1.466	2:45.528	26	0.914	1:34.179	45	1.870	1:34.359	45	1.559	1:33.729
45	2.067	2:44.983	45	1.420	1:34.084	26	2.049	1:35.044	26	2.360	1:34.351
43	2.447	2:44.347	43	1.634	1:33.918	43	2.257	1:34.532	43	2.713	1:34.496
4	3.145	2:44.423	4	2.436	1:34.022	14	3.234	1:34.372	14	3.012	1:33.818
14	4.298	2:44.701	14	2.771	1:33.204	4	4.110	1:35.583	4	4.312	1:34.242
97	4.600	2:44.433	97	3.908	1:34.039	97	4.509	1:34.510	33	4.871	1:34.377
66	5.366	2:44.113	33	4.494	1:33.691	33	4.534	1:33.949	66	6.045	1:34.159
33	5.534	2:42.597	66	5.206	1:34.571	66	5.926	1:34.629	42	7.340	1:33.536
51	6.171	2:42.299	51	5.368	1:33.928	51	7.242	1:35.783	51	7.577	1:34.375
24	6.931	2:42.145	42	6.218	1:33.813	42	7.844	1:35.535	77	8.355	1:33.857
42	7.136	2:41.646	24	7.831	1:35.631	77	8.538	1:34.381	46	8.792	1:33.680
77	8.026	2:42.094	77	8.066	1:34.771	46	9.152	1:34.658	73	9.278	1:33.848
46	8.831	2:43.630	46	8.403	1:34.303	73	9.470	1:34.068	24	10.264	1:34.654
98	9.391	2:41.966	98	8.721	1:34.061	24	9.650	1:35.728	98	10.608	1:34.105
73	10.046	2:41.923	73	9.311	1:33.996	98	10.543	1:35.731	70	14.773	1:35.782
70	11.073	2:38.199	70	11.752	1:35.410	70	13.031	1:35.188	97	14.917	1:44.448
495	11.879	2:34.160	495	13.975	1:36.827	495	16.612	1:36.546	495	19.813	1:37.241
74	13.173	2:28.206	74	14.815	1:36.373	74	16.857	1:35.951	74	20.617	1:37.800
76	14.354	2:25.984	76	16.205	1:36.582	76	19.994	1:37.698	76	23.574	1:37.620
119	3 Laps	6:42.465 P							38	8 Laps	16:58.565

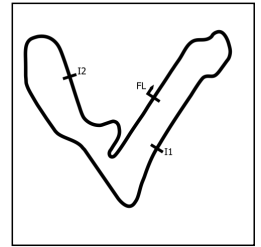
Milltek Sport Civic Cup

RACE 12 - POSITION CHART

No	Name	Lap Pos	Lap									
			1	2	3	4	5	6	7	8	9	
97	KITE	1	29	29	29	29	29	29	29	29	29	29
38	HOBSON	2	54	54	54	54	54	54	54	54	54	54
29	THACKERAY	3	26	26	26	26	26	26	26	26	45	45
45	CAMP	4	45	45	45	45	45	45	45	45	26	26
54	CATON	5	97	97	43	43	43	43	43	43	43	43
4	KIRKPATRICK	6	4	4	4	4	4	4	4	4	14	14
26	BAILEY	7	43	43	14	14	14	14	14	14	4	4
43	HARDING	8	14	14	97	97	97	97	97	97	97	33
14	BENSLEY	9	66	66	66	66	66	66	66	33	33	66
51	BUKY	10	51	51	51	51	33	33	66	66	66	42
129	PANAYIOTOU	11	24	24	24	33	51	51	51	51	51	51
66	MARSHALL	12	46	46	33	24	24	24	42	42	77	77
199	CAPOZZOLI	13	70	33	46	42	46	42	24	77	46	46
24	KNIGHT	14	33	42	42	46	42	77	77	46	73	73
46	CHARLIER	15	77	77	77	77	77	46	46	73	24	24
77	CHAPMAN	16	495	70	98	98	98	98	98	24	98	98
70	HILLMAN	17	98	98	73	73	73	73	73	98	70	70
20	RAMSDEN	18	42	73	70	70	70	70	70	70	97	97
495	HUGHES	19	73	495	495	495	495	495	495	495	495	495
74	GANNON	20	76	76	76	74	74	74	74	74	74	74
727	WHITE	21	727	727	74	76	76	76	76	76	76	76
76	WELCH	22	74	74	119							
73	MACDONALD	23	119	119								
119	ALDEN	24	129	129								
98	BRENNAN	25	38									
33	EDMUNDSON	26										
42	REDFORD	27										

Milltek Sport Civic Cup

RACE 12 - SECTOR ANALYSIS



SECTOR 1 = FL to I1, SECTOR 2 = I1 to I2, SECTOR 3 = I2 to FL, DIFF = Difference To Personal Best Lap, P = Crossed Finish Line in Pit Lane, D = Time Disallowed

P1 29		Dan THACKERAY		Honda Civic EP3			
IDEAL LAP TIME : 1:32.835		BEST LAP TIME : 1:33.416		DIFFERENCE : 0.581			
LAP	SECTOR 1	SECTOR 2	SECTOR 3	LAP TIME	MPH	DIFF	TIME OF DAY
1 -			26.083	1:38.952	76.40	5.536	15:01:07.541
2 -	28.709	38.444	26.277	1:33.430 (2)	80.92	0.014	15:02:40.971
3 -	28.497	38.296	26.623	1:33.416 (1)	80.93		15:04:14.387
4 -	28.565	38.785	27.438	1:34.788	79.76	1.372	15:05:49.175
5 -	28.475	38.277	30.377	1:37.129	77.84	3.713	15:07:26.304
6 -	51.502	1:21.538	34.558	2:47.598	45.11	1:14.182	15:10:13.902
7 -	29.026	39.142	26.563	1:34.731	79.81	1.315	15:11:48.633
8 -	28.763	38.494	26.652	1:33.909 (3)	80.51	0.493	15:13:22.542
9 -	28.711	38.851	26.478	1:34.040	80.39	0.624	15:14:56.582

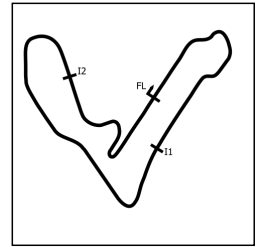
P2 54		Harvey CATON		Honda Civic EP3			
IDEAL LAP TIME : 1:32.597		BEST LAP TIME : 1:32.887		DIFFERENCE : 0.290			
LAP	SECTOR 1	SECTOR 2	SECTOR 3	LAP TIME	MPH	DIFF	TIME OF DAY
1 -			26.248	1:40.184	75.46	7.297	15:01:08.773
2 -	28.343	38.297	26.247	1:32.887 (1)	81.39		15:02:41.660
3 -	28.271	38.098	26.630	1:32.999 (2)	81.29	0.112	15:04:14.659
4 -	28.513	38.867	27.711	1:35.091	79.50	2.204	15:05:49.750
5 -	28.373	38.322	30.617	1:37.312	77.69	4.425	15:07:27.062
6 -	51.260	1:21.475	34.732	2:47.467	45.14	1:14.580	15:10:14.529
7 -	28.514	39.285	26.980	1:34.779	79.77	1.892	15:11:49.308
8 -	28.886	38.079	26.524	1:33.489 (3)	80.87	0.602	15:13:22.797
9 -	28.726	38.999	26.689	1:34.414	80.07	1.527	15:14:57.211

P3 45		Alistair CAMP		Honda Civic EP3			
IDEAL LAP TIME : 1:33.236		BEST LAP TIME : 1:33.729		DIFFERENCE : 0.493			
LAP	SECTOR 1	SECTOR 2	SECTOR 3	LAP TIME	MPH	DIFF	TIME OF DAY
1 -			26.530	1:41.845	74.23	8.116	15:01:10.434
2 -	28.494	38.505	26.895	1:33.894 (2)	80.52	0.165	15:02:44.328
3 -	28.628	38.426	26.904	1:33.958 (3)	80.46	0.229	15:04:18.286
4 -	28.546	38.503	27.956	1:35.005	79.58	1.276	15:05:53.291
5 -	28.489	38.312	30.894	1:37.695	77.39	3.966	15:07:30.986
6 -	49.501	1:20.753	34.729	2:44.983	45.82	1:11.254	15:10:15.969
7 -	28.394	38.902	26.788	1:34.084	80.36	0.355	15:11:50.053
8 -	28.728	38.652	26.979	1:34.359	80.12	0.630	15:13:24.412
9 -	28.583	38.447	26.699	1:33.729 (1)	80.66		15:14:58.141

P4 26		Morgan BAILEY		Honda Civic EP3			
IDEAL LAP TIME : 1:33.454		BEST LAP TIME : 1:33.828		DIFFERENCE : 0.374			
LAP	SECTOR 1	SECTOR 2	SECTOR 3	LAP TIME	MPH	DIFF	TIME OF DAY
1 -			26.522	1:41.437	74.53	7.609	15:01:10.026
2 -	28.405	38.555	26.868	1:33.828 (1)	80.57		15:02:43.854
3 -	28.613	38.633	26.850	1:34.096 (2)	80.35	0.268	15:04:17.950
4 -	28.471	38.611	27.454	1:34.536	79.97	0.708	15:05:52.486
5 -	28.597	38.527	30.230	1:37.354	77.66	3.526	15:07:29.840
6 -	50.024	1:20.418	35.086	2:45.528	45.67	1:11.700	15:10:15.368
7 -	28.514	38.887	26.778	1:34.179 (3)	80.27	0.351	15:11:49.547
8 -	28.864	38.819	27.361	1:35.044	79.54	1.216	15:13:24.591
9 -	28.518	38.851	26.982	1:34.351	80.13	0.523	15:14:58.942

Milltek Sport Civic Cup

RACE 12 - SECTOR ANALYSIS



SECTOR 1 = FL to I1, SECTOR 2 = I1 to I2, SECTOR 3 = I2 to FL, DIFF = Difference To Personal Best Lap, P = Crossed Finish Line in Pit Lane, D = Time Disallowed

P5 43		Jack HARDING		Honda Civic EP3			
IDEAL LAP TIME : 1:33.098		BEST LAP TIME : 1:33.410		DIFFERENCE : 0.312			
LAP	SECTOR 1	SECTOR 2	SECTOR 3	LAP TIME	MPH	DIFF	TIME OF DAY
1 -			26.959	1:43.085	73.34	9.675	15:01:11.674
2 -	28.660	38.314	26.436	1:33.410 (1)	80.94		15:02:45.084
3 -	28.802	38.282	26.620	1:33.704 (2)	80.68	0.294	15:04:18.788
4 -	28.716	38.500	27.793	1:35.009	79.57	1.599	15:05:53.797
5 -	28.466	38.348	31.391	1:38.205	76.98	4.795	15:07:32.002
6 -	49.359	1:20.584	34.404	2:44.347	46.00	1:10.937	15:10:16.349
7 -	28.380	38.793	26.745	1:33.918 (3)	80.50	0.508	15:11:50.267
8 -	28.748	38.958	26.826	1:34.532	79.97	1.122	15:13:24.799
9 -	28.603	38.750	27.143	1:34.496	80.00	1.086	15:14:59.295

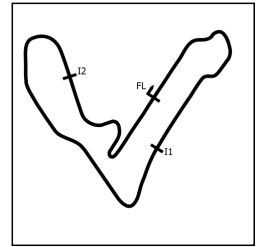
P6 14		Ryan BENSLEY		Honda Civic EP3			
IDEAL LAP TIME : 1:33.113		BEST LAP TIME : 1:33.204		DIFFERENCE : 0.091			
LAP	SECTOR 1	SECTOR 2	SECTOR 3	LAP TIME	MPH	DIFF	TIME OF DAY
1 -			26.914	1:43.434	73.09	10.230	15:01:12.023
2 -	28.516	38.588	26.437	1:33.541 (2)	80.82	0.337	15:02:45.564
3 -	28.599	38.791	26.339	1:33.729 (3)	80.66	0.525	15:04:19.293
4 -	28.590	38.789	28.074	1:35.453	79.20	2.249	15:05:54.746
5 -	28.694	38.487	31.572	1:38.753	76.56	5.549	15:07:33.499
6 -	49.464	1:20.385	34.852	2:44.701	45.90	1:11.497	15:10:18.200
7 -	28.534	38.379	26.291	1:33.204 (1)	81.11		15:11:51.404
8 -	29.036	38.680	26.656	1:34.372	80.11	1.168	15:13:25.776
9 -	28.443	38.533	26.842	1:33.818	80.58	0.614	15:14:59.594

P7 4		Sam KIRKPATRICK		Honda Civic EP3			
IDEAL LAP TIME : 1:33.169		BEST LAP TIME : 1:33.652		DIFFERENCE : 0.483			
LAP	SECTOR 1	SECTOR 2	SECTOR 3	LAP TIME	MPH	DIFF	TIME OF DAY
1 -			26.790	1:42.701	73.61	9.049	15:01:11.290
2 -	28.643	38.229	26.780	1:33.652 (1)	80.73		15:02:44.942
3 -	28.367	38.371	27.128	1:33.866 (2)	80.54	0.214	15:04:18.808
4 -	28.485	39.027	27.906	1:35.418	79.23	1.766	15:05:54.226
5 -	28.571	38.230	31.597	1:38.398	76.83	4.746	15:07:32.624
6 -	49.680	1:20.188	34.555	2:44.423	45.98	1:10.771	15:10:17.047
7 -	28.523	38.769	26.730	1:34.022 (3)	80.41	0.370	15:11:51.069
8 -	29.504	39.040	27.039	1:35.583	79.10	1.931	15:13:26.652
9 -	29.104	38.565	26.573	1:34.242	80.22	0.590	15:15:00.894

P8 33		Max EDMUNDSON		Honda Civic EP3			
IDEAL LAP TIME : 1:32.916		BEST LAP TIME : 1:33.506		DIFFERENCE : 0.590			
LAP	SECTOR 1	SECTOR 2	SECTOR 3	LAP TIME	MPH	DIFF	TIME OF DAY
1 -		40.003	27.077	1:48.969	69.38	15.463	15:01:17.558
2 -	28.765	38.557	26.184	1:33.506 (1)	80.85		15:02:51.064
3 -	28.426	38.665	26.450	1:33.541 (2)	80.82	0.035	15:04:24.605
4 -	29.066	38.782	27.383	1:35.231	79.39	1.725	15:05:59.836
5 -	28.396	39.056	29.551	1:37.003	77.94	3.497	15:07:36.839
6 -	48.768	1:20.111	33.718	2:42.597	46.49	1:09.091	15:10:19.436
7 -	28.391	38.565	26.735	1:33.691 (3)	80.69	0.185	15:11:53.127
8 -	28.464	38.732	26.753	1:33.949	80.47	0.443	15:13:27.076
9 -	29.631	38.341	26.405	1:34.377	80.11	0.871	15:15:01.453

Milltek Sport Civic Cup

RACE 12 - SECTOR ANALYSIS



SECTOR 1 = FL to I1, SECTOR 2 = I1 to I2, SECTOR 3 = I2 to FL, DIFF = Difference To Personal Best Lap, P = Crossed Finish Line in Pit Lane, D = Time Disallowed

P9 66		Dave MARSHALL		Honda Civic EP3			
IDEAL LAP TIME : 1:33.863		BEST LAP TIME : 1:34.071		DIFFERENCE : 0.208			
LAP	SECTOR 1	SECTOR 2	SECTOR 3	LAP TIME	MPH	DIFF	TIME OF DAY
1 -			26.757	1:43.882	72.78	9.811	15:01:12.471
2 -	28.823	38.636	26.612	1:34.071 (1)	80.37		15:02:46.542
3 -	28.731	38.689	26.719	1:34.139 (2)	80.31	0.068	15:04:20.681
4 -	28.945	38.901	27.812	1:35.658	79.03	1.587	15:05:56.339
5 -	28.894	38.967	30.955	1:38.816	76.51	4.745	15:07:35.155
6 -	49.296	1:20.665	34.152	2:44.113	46.06	1:10.042	15:10:19.268
7 -	29.181	38.670	26.720	1:34.571	79.94	0.500	15:11:53.839
8 -	29.265	38.868	26.496	1:34.629	79.89	0.558	15:13:28.468
9 -	28.842	38.708	26.609	1:34.159 (3)	80.29	0.088	15:15:02.627

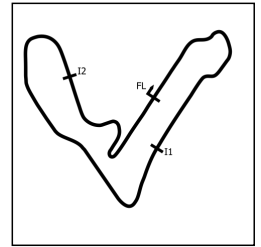
P10 42		Will REDFORD		Honda Civic EP3			
IDEAL LAP TIME : 1:32.955		BEST LAP TIME : 1:33.350		DIFFERENCE : 0.395			
LAP	SECTOR 1	SECTOR 2	SECTOR 3	LAP TIME	MPH	DIFF	TIME OF DAY
1 -		40.019	27.354	1:50.382	68.49	17.032	15:01:18.971
2 -	28.909	38.797	26.612	1:34.318	80.16	0.968	15:02:53.289
3 -	28.540	38.622	26.188	1:33.350 (1)	80.99		15:04:26.639
4 -	28.450	38.727	27.445	1:34.622	79.90	1.272	15:06:01.261
5 -	29.110	39.582	29.439	1:38.131	77.04	4.781	15:07:39.392
6 -	48.936	1:19.245	33.465	2:41.646	46.77	1:08.296	15:10:21.038
7 -	29.037	38.454	26.322	1:33.813 (3)	80.59	0.463	15:11:54.851
8 -	28.790	39.611	27.134	1:35.535	79.13	2.185	15:13:30.386
9 -	28.755	38.317	26.464	1:33.536 (2)	80.83	0.186	15:15:03.922

P11 51		David BUKY		Honda Civic EP3			
IDEAL LAP TIME :		BEST LAP TIME : 1:33.652		DIFFERENCE :			
LAP	SECTOR 1	SECTOR 2	SECTOR 3	LAP TIME	MPH	DIFF	TIME OF DAY
1 -				1:44.677	72.22	11.025	15:01:13.266
2 -				1:33.652 (1)	80.73		15:02:46.918
3 -				1:33.971 (3)	80.45	0.319	15:04:20.889
4 -				1:35.819	78.90	2.167	15:05:56.708
5 -				1:41.066	74.80	7.414	15:07:37.774
6 -				2:42.299	46.58	1:08.647	15:10:20.073
7 -				1:33.928 (2)	80.49	0.276	15:11:54.001
8 -				1:35.783	78.93	2.131	15:13:29.784
9 -				1:34.375	80.11	0.723	15:15:04.159

P12 77		Travis CHAPMAN		Honda Civic EP3			
IDEAL LAP TIME : 1:33.358		BEST LAP TIME : 1:33.644		DIFFERENCE : 0.286			
LAP	SECTOR 1	SECTOR 2	SECTOR 3	LAP TIME	MPH	DIFF	TIME OF DAY
1 -		40.713	27.917	1:49.132	69.27	15.488	15:01:17.721
2 -	29.109	39.557	27.295	1:35.961	78.78	2.317	15:02:53.682
3 -	28.506	38.858	26.280	1:33.644 (1)	80.73		15:04:27.326
4 -	28.517	38.690	27.956	1:35.163	79.44	1.519	15:06:02.489
5 -	28.788	39.364	29.193	1:37.345	77.66	3.701	15:07:39.834
6 -	49.406	1:19.276	33.412	2:42.094	46.64	1:08.450	15:10:21.928
7 -	28.727	39.225	26.819	1:34.771	79.77	1.127	15:11:56.699
8 -	28.698	38.973	26.710	1:34.381 (3)	80.10	0.737	15:13:31.080
9 -	28.836	38.572	26.449	1:33.857 (2)	80.55	0.213	15:15:04.937

Milltek Sport Civic Cup

RACE 12 - SECTOR ANALYSIS



SECTOR 1 = FL to I1, SECTOR 2 = I1 to I2, SECTOR 3 = I2 to FL, DIFF = Difference To Personal Best Lap, P = Crossed Finish Line in Pit Lane, D = Time Disallowed

P13 46		Nick CHARLIER		Honda Civic EP3			
IDEAL LAP TIME : 1:33.660		BEST LAP TIME : 1:33.680		DIFFERENCE : 0.020			
LAP	SECTOR 1	SECTOR 2	SECTOR 3	LAP TIME	MPH	DIFF	TIME OF DAY
1 -		41.424	26.664	1:47.350	70.42	13.670	15:01:15.939
2 -	28.843	38.951	26.410	1:34.204 (2)	80.25	0.524	15:02:50.143
3 -	29.145	39.637	26.444	1:35.226	79.39	1.546	15:04:25.369
4 -	28.662	39.640	27.997	1:36.299	78.51	2.619	15:06:01.668
5 -	28.852	40.570	28.013	1:37.435	77.59	3.755	15:07:39.103
6 -	51.544	1:18.954	33.132	2:43.630	46.20	1:09.950	15:10:22.733
7 -	28.597	38.985	26.721	1:34.303 (3)	80.17	0.623	15:11:57.036
8 -	28.845	38.954	26.859	1:34.658	79.87	0.978	15:13:31.694
9 -	28.544	38.706	26.430	1:33.680 (1)	80.70		15:15:05.374

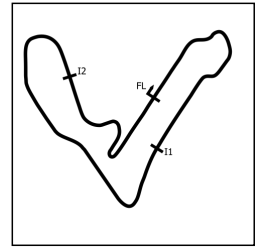
P14 73		Dan MACDONALD		Honda Civic EP3			
IDEAL LAP TIME : 1:33.446		BEST LAP TIME : 1:33.848		DIFFERENCE : 0.402			
LAP	SECTOR 1	SECTOR 2	SECTOR 3	LAP TIME	MPH	DIFF	TIME OF DAY
1 -		40.645	28.523	1:50.841	68.21	16.993	15:01:19.430
2 -	29.003	40.286	26.769	1:36.058	78.70	2.210	15:02:55.488
3 -	28.644	38.848	26.467	1:33.959 (2)	80.46	0.111	15:04:29.447
4 -	28.444	38.960	27.832	1:35.236	79.38	1.388	15:06:04.683
5 -	28.391	38.622	30.329	1:37.342	77.67	3.494	15:07:42.025
6 -	49.996	1:18.906	33.021	2:41.923	46.69	1:08.075	15:10:23.948
7 -	28.570	38.821	26.605	1:33.996 (3)	80.43	0.148	15:11:57.944
8 -	28.476	38.707	26.885	1:34.068	80.37	0.220	15:13:32.012
9 -	28.593	38.588	26.667	1:33.848 (1)	80.56		15:15:05.860

P15 24		Tommy KNIGHT		Honda Civic EP3			
IDEAL LAP TIME : 1:34.049		BEST LAP TIME : 1:34.471		DIFFERENCE : 0.422			
LAP	SECTOR 1	SECTOR 2	SECTOR 3	LAP TIME	MPH	DIFF	TIME OF DAY
1 -		40.980	26.832	1:46.834	70.76	12.363	15:01:15.423
2 -	28.867	39.044	26.560	1:34.471 (1)	80.03		15:02:49.894
3 -	28.861	39.002	26.672	1:34.535 (2)	79.97	0.064	15:04:24.429
4 -	29.048	40.105	27.480	1:36.633	78.24	2.162	15:06:01.062
5 -	29.338	39.353	28.935	1:37.626	77.44	3.155	15:07:38.688
6 -	48.807	1:19.640	33.698	2:42.145	46.62	1:07.674	15:10:20.833
7 -	29.162	39.592	26.877	1:35.631	79.06	1.160	15:11:56.464
8 -	28.660	38.851	28.217	1:35.728	78.98	1.257	15:13:32.192
9 -	29.057	38.829	26.768	1:34.654 (3)	79.87	0.183	15:15:06.846

P16 98		Jordan BRENNAN		Honda Civic EP3			
IDEAL LAP TIME : 1:33.605		BEST LAP TIME : 1:34.061		DIFFERENCE : 0.456			
LAP	SECTOR 1	SECTOR 2	SECTOR 3	LAP TIME	MPH	DIFF	TIME OF DAY
1 -		40.056	27.680	1:50.226	68.59	16.165	15:01:18.815
2 -	29.423	39.616	26.779	1:35.818	78.90	1.757	15:02:54.633
3 -	28.850	39.049	26.288	1:34.187 (3)	80.27	0.126	15:04:28.820
4 -	28.793	38.705	27.735	1:35.233	79.39	1.172	15:06:04.053
5 -	28.646	38.779	29.849	1:37.274	77.72	3.213	15:07:41.327
6 -	50.034	1:18.793	33.139	2:41.966	46.68	1:07.905	15:10:23.293
7 -	28.619	38.806	26.636	1:34.061 (1)	80.37		15:11:57.354
8 -	29.271	39.846	26.614	1:35.731	78.97	1.670	15:13:33.085
9 -	28.835	38.698	26.572	1:34.105 (2)	80.34	0.044	15:15:07.190

Milltek Sport Civic Cup

RACE 12 - SECTOR ANALYSIS



SECTOR 1 = FL to I1, SECTOR 2 = I1 to I2, SECTOR 3 = I2 to FL, DIFF = Difference To Personal Best Lap, P = Crossed Finish Line in Pit Lane, D = Time Disallowed

P17 70		Owen HILLMAN		Honda Civic EP3			
IDEAL LAP TIME : 1:35.007		BEST LAP TIME : 1:35.188		DIFFERENCE : 0.181			
LAP	SECTOR 1	SECTOR 2	SECTOR 3	LAP TIME	MPH	DIFF	TIME OF DAY
1 -		40.972	27.069	1:48.068	69.96	12.880	15:01:16.657
2 -	29.691	39.906	27.890	1:37.487	77.55	2.299	15:02:54.144
3 -	29.068	42.127	26.844	1:38.039	77.11	2.851	15:04:32.183
4 -	29.620	39.371	27.605	1:36.596	78.27	1.408	15:06:08.779
5 -	29.532	39.767	28.698	1:37.997	77.15	2.809	15:07:46.776
6 -	46.563	1:18.639	32.997	2:38.199	47.79	1:03.011	15:10:24.975
7 -	29.063	39.265	27.082	1:35.410 (2)	79.24	0.222	15:12:00.385
8 -	29.139	39.100	26.949	1:35.188 (1)	79.42		15:13:35.573
9 -	29.401	39.392	26.989	1:35.782 (3)	78.93	0.594	15:15:11.355

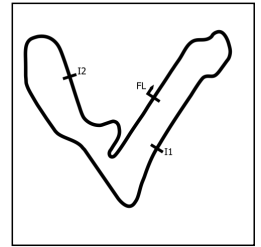
P18 97		Alex KITE		Honda Civic EP3			
IDEAL LAP TIME : 1:33.362		BEST LAP TIME : 1:33.893		DIFFERENCE : 0.531			
LAP	SECTOR 1	SECTOR 2	SECTOR 3	LAP TIME	MPH	DIFF	TIME OF DAY
1 -			26.715	1:42.283	73.91	8.390	15:01:10.872
2 -	28.581	38.352	26.960	1:33.893 (1)	80.52		15:02:44.765
3 -	28.905	39.648	26.637	1:35.190	79.42	1.297	15:04:19.955
4 -	28.712	38.614	27.806	1:35.132	79.47	1.239	15:05:55.087
5 -	28.823	38.741	31.418	1:38.982	76.38	5.089	15:07:34.069
6 -	49.593	1:20.329	34.511	2:44.433	45.97	1:10.540	15:10:18.502
7 -	28.956	38.654	26.429	1:34.039 (2)	80.39	0.146	15:11:52.541
8 -	28.772	38.657	27.081	1:34.510 (3)	79.99	0.617	15:13:27.051
9 -	39.153	38.721	26.574	1:44.448	72.38	10.555	15:15:11.499

P19 495		Mark HUGHES		Honda Civic EP3			
IDEAL LAP TIME : 1:36.338		BEST LAP TIME : 1:36.546		DIFFERENCE : 0.208			
LAP	SECTOR 1	SECTOR 2	SECTOR 3	LAP TIME	MPH	DIFF	TIME OF DAY
1 -		41.275	27.822	1:49.533	69.02	12.987	15:01:18.122
2 -	29.688	41.497	27.124	1:38.309	76.90	1.763	15:02:56.431
3 -	29.782	40.121	27.041	1:36.944 (3)	77.98	0.398	15:04:33.375
4 -	29.854	40.306	27.857	1:38.017	77.13	1.471	15:06:11.392
5 -	29.916	40.747	29.566	1:40.229	75.43	3.683	15:07:51.621
6 -	43.006	1:18.345	32.809	2:34.160	49.04	57.614	15:10:25.781
7 -	29.856	40.067	26.904	1:36.827 (2)	78.08	0.281	15:12:02.608
8 -	29.500	39.934	27.112	1:36.546 (1)	78.31		15:13:39.154
9 -	29.582	40.230	27.429	1:37.241	77.75	0.695	15:15:16.395

P20 74		Anthony GANNON		Honda Civic EP3			
IDEAL LAP TIME : 1:35.783		BEST LAP TIME : 1:35.951		DIFFERENCE : 0.168			
LAP	SECTOR 1	SECTOR 2	SECTOR 3	LAP TIME	MPH	DIFF	TIME OF DAY
1 -		42.783	27.374	1:56.830	64.71	20.879	15:01:25.419
2 -	30.084	40.681	27.518	1:38.283	76.92	2.332	15:03:03.702
3 -	30.869	40.192	27.755	1:38.816	76.51	2.865	15:04:42.518
4 -	29.403	40.499	28.193	1:38.095	77.07	2.144	15:06:20.613
5 -	29.255	39.841	29.160	1:38.256	76.94	2.305	15:07:58.869
6 -	38.186	1:16.889	33.131	2:28.206	51.01	52.255	15:10:27.075
7 -	29.183	39.868	27.322	1:36.373 (2)	78.45	0.422	15:12:03.448
8 -	29.351	39.652	26.948	1:35.951 (1)	78.79		15:13:39.399
9 -	29.673	40.112	28.015	1:37.800 (3)	77.30	1.849	15:15:17.199

Milltek Sport Civic Cup

RACE 12 - SECTOR ANALYSIS



SECTOR 1 = FL to I1, SECTOR 2 = I1 to I2, SECTOR 3 = I2 to FL, DIFF = Difference To Personal Best Lap, P = Crossed Finish Line in Pit Lane, D = Time Disallowed

P21 76		Simon WELCH		Honda Civic EP3			
IDEAL LAP TIME : 1:36.555		BEST LAP TIME : 1:36.582		DIFFERENCE : 0.027			
LAP	SECTOR 1	SECTOR 2	SECTOR 3	LAP TIME	MPH	DIFF	TIME OF DAY
1 -		43.377	27.676	1:55.168	65.64	18.586	15:01:23.757
2 -	29.658	40.428	28.591	1:38.677	76.61	2.095	15:03:02.434
3 -	31.888	40.066	27.752	1:39.706	75.82	3.124	15:04:42.140
4 -	29.457	40.567	28.940	1:38.964	76.39	2.382	15:06:21.104
5 -	29.771	42.346	29.051	1:41.168	74.73	4.586	15:08:02.272
6 -	35.407	1:17.048	33.529	2:25.984	51.79	49.402	15:10:28.256
7 -	29.484	39.708	27.390	1:36.582 (1)	78.28		15:12:04.838
8 -	29.465	40.158	28.075	1:37.698 (3)	77.38	1.116	15:13:42.536
9 -	29.539	40.426	27.655	1:37.620 (2)	77.44	1.038	15:15:20.156

P22 119		Jeff ALDEN		Honda Civic EP3			
IDEAL LAP TIME :		BEST LAP TIME :		DIFFERENCE :			
LAP	SECTOR 1	SECTOR 2	SECTOR 3	LAP TIME	MPH	DIFF	TIME OF DAY
1 -		47.873	<i>IN PIT</i>	2:00.525 P	62.73		15:01:29.114
2 -	<i>OUTLAP</i>	46.125	<i>IN PIT</i>	3:27.649 P	36.41		15:04:56.763
3 -	<i>OUTLAP</i>	45.099	<i>IN PIT</i>	6:42.465 P	18.78		15:11:39.228

P23 727		Jackson WHITE		Honda Civic EP3			
IDEAL LAP TIME : 1:37.976		BEST LAP TIME : 1:38.407		DIFFERENCE : 0.431			
LAP	SECTOR 1	SECTOR 2	SECTOR 3	LAP TIME	MPH	DIFF	TIME OF DAY
1 -		44.718	27.346	1:56.551 (2)	64.86	18.144	15:01:25.140
2 -	30.143	40.487	27.777	1:38.407 (1)	76.83		15:03:03.547

P24 129		Leonardo PANAYIOTOU		Honda Civic EP3			
IDEAL LAP TIME :		BEST LAP TIME :		DIFFERENCE :			
LAP	SECTOR 1	SECTOR 2	SECTOR 3	LAP TIME	MPH	DIFF	TIME OF DAY
1 -			<i>IN PIT</i>	2:21.166 P	53.55		15:01:49.755
2 -	<i>OUTLAP</i>	56.829	<i>IN PIT</i>	4:17.496 P	29.36		15:06:07.251

P25 38		Danny HOBSON		Honda Civic EP3			
IDEAL LAP TIME :		BEST LAP TIME :		DIFFERENCE :			
LAP	SECTOR 1	SECTOR 2	SECTOR 3	LAP TIME	MPH	DIFF	TIME OF DAY
1 -	<i>OUTLAP</i>	40.234	27.095	16:58.565	7.42		15:16:27.154

Milltek Sport Civic Cup

RACE 12 - BEST SECTORS

SECTOR 1			SECTOR 2			SECTOR 3			IDEAL / BEST COMPARISON						
POS	NO	NAME	TIME	NO	NAME	TIME	NO	NAME	TIME	POS	NO	NAME	IDEAL	BEST	DIFF
													PERFECT LAP	1:32.433	
1	54	CATON	28.271	54	CATON	38.079	29	THACKERAY	26.083	1	54	CATON	1:32.597	1:32.887	0.290
2	4	KIRKPATRICK	28.367	4	KIRKPATRICK	38.229	33	EDMUNDSON	26.184	2	29	THACKERAY	1:32.835	1:33.416	0.581
3	43	HARDING	28.380	29	THACKERAY	38.277	42	REDFORD	26.188	3	33	EDMUNDSON	1:32.916	1:33.506	0.590
4	33	EDMUNDSON	28.391	43	HARDING	38.282	54	CATON	26.247	4	42	REDFORD	1:32.955	1:33.350	0.395
5	73	MACDONALD	28.391	45	CAMP	38.312	77	CHAPMAN	26.280	5	43	HARDING	1:33.098	1:33.410	0.312
6	45	CAMP	28.394	42	REDFORD	38.317	98	BRENNAN	26.288	6	14	BENSLEY	1:33.113	1:33.204	0.091
7	26	BAILEY	28.405	33	EDMUNDSON	38.341	14	BENSLEY	26.291	7	4	KIRKPATRICK	1:33.169	1:33.652	0.483
8	14	BENSLEY	28.443	97	KITE	38.352	46	CHARLIER	26.410	8	45	CAMP	1:33.236	1:33.729	0.493
9	42	REDFORD	28.450	14	BENSLEY	38.379	97	KITE	26.429	9	77	CHAPMAN	1:33.358	1:33.644	0.286
10	29	THACKERAY	28.475	26	BAILEY	38.527	43	HARDING	26.436	10	97	KITE	1:33.362	1:33.893	0.531
11	77	CHAPMAN	28.506	77	CHAPMAN	38.572	73	MACDONALD	26.467	11	73	MACDONALD	1:33.446	1:33.848	0.402
12	46	CHARLIER	28.544	73	MACDONALD	38.588	66	MARSHALL	26.496	12	26	BAILEY	1:33.454	1:33.828	0.374
13	97	KITE	28.581	66	MARSHALL	38.636	26	BAILEY	26.522	13	98	BRENNAN	1:33.605	1:34.061	0.456
14	98	BRENNAN	28.619	98	BRENNAN	38.698	45	CAMP	26.530	14	46	CHARLIER	1:33.660	1:33.680	0.020
15	24	KNIGHT	28.660	46	CHARLIER	38.706	24	KNIGHT	26.560	15	66	MARSHALL	1:33.863	1:34.071	0.208
16	66	MARSHALL	28.731	24	KNIGHT	38.829	4	KIRKPATRICK	26.573	16	24	KNIGHT	1:34.049	1:34.471	0.422
17	70	HILLMAN	29.063	70	HILLMAN	39.100	70	HILLMAN	26.844	17	70	HILLMAN	1:35.007	1:35.188	0.181
18	74	GANNON	29.183	74	GANNON	39.652	495	HUGHES	26.904	18	74	GANNON	1:35.783	1:35.951	0.168
19	76	WELCH	29.457	76	WELCH	39.708	74	GANNON	26.948	19	495	HUGHES	1:36.338	1:36.546	0.208
20	495	HUGHES	29.500	495	HUGHES	39.934	38	HOBSON	27.095	20	76	WELCH	1:36.555	1:36.582	0.027
21	727	WHITE	30.143	38	HOBSON	40.234	727	WHITE	27.346	21	727	WHITE	1:37.976	1:38.407	0.431
22				727	WHITE	40.487	76	WELCH	27.390	22	119	ALDEN			
23				119	ALDEN	45.099				23	129	PANAYIOTOU			
24				129	PANAYIOTOU	56.829				24	51	BUKY		1:33.652	
25										25	38	HOBSON			

Milltek Sport Civic Cup

RACE 12 - STATISTICS

Competitors Started 27
Planned Start 2023-05-07 @ 14:55:00.000
Actual Start 2023-05-07 @ 14:59:28.588
Finish Time 2023-05-07 @ 15:14:55.928
Track Length 2.1001mi.
Total Laps 197
Total Distance Covered 413.7339mi.

Session Fastest Lap History

NO	NAME	LAP TIME	TIME OF DAY	LAP	VEHICLE
29	Dan THACKERAY	1:38.952	15:01:07.566	1	Honda Civic EP3
29	Dan THACKERAY	1:33.430	15:02:40.997	2	Honda Civic EP3
54	Harvey CATON	1:32.887	15:02:41.682	2	Honda Civic EP3

Session Leader History

NO	NAME	FROM LAP	LAPS LED	DISTANCE	VEHICLE
29	Dan THACKERAY	1	9	18.90 miles	Honda Civic EP3

Flag History

TYPE	TIME OF DAY
GREEN	14:59:28.588
SAFETY	15:07:09.873
GREEN	15:10:12.412
FINISH	15:14:55.928

Flag Statistics

TYPE	COUNT	TOTAL LAPS	TOTAL TIME
Green	2	8	14:03.444
Red	0	0	0.000
Safety Car	1	1	3:02.539
FCY	0	0	0.000