



TEAM & SOLO DRIVER 45M ENDURANCE RACING
CLUBSPORT
TROPHY

SW MOTORSPORT CLUBSPORT TROPHY



BRSCC TCR UK Race Weekend
Donington Park National
10th September 2023



Timing & Results Provided by Timing Solutions Ltd

www.tsl-timing.com

TCR UK Race Weekend - Donington Park - 9th/10th Sept 2023

SW Motorsports ClubSport Trophy

QUALIFYING - RACE 14 - CLASSIFICATION

POS	NO	CL	PIC	NAME	ENTRY	TIME	ON	LAPS	GAP	DIFF	MPH
1	6	B	1	Scott PARKIN	Audi TTRC	1:17.674	10	11			91.72
2	5	A	1	James ALFORD	VW Golf	1:17.766	5	13	0.092	0.092	91.61
3	25*	B	2	Paul HINSON	BMW Compact	1:18.725	9	15	1.051	0.959	90.50
4	3	B	3	Steven SUMMERS	Lotus Elise S1	1:18.838	11	15	1.164	0.113	90.37
5	12	B	4	Johnathan MEE	Lotus Elise	1:19.589	4	12	1.915	0.751	89.51
6	122	A	2	Shay KAVANAGH	Honda Civic	1:19.672	11	14	1.998	0.083	89.42
7	27	A	3	Phiroze BILIMORIA	VW Scirocco	1:19.758	14	15	2.084	0.086	89.32
8	15	A	4	Andrew DYER	Audi TTRC	1:19.931	6	14	2.257	0.173	89.13
9	115	C	1	Jonathan HUNTER	VW Scirocco	1:20.126	12	15	2.452	0.195	88.91
10	173*	B	5	BOOTH/MAKAR	Audi TT	1:20.540	9	12	2.866	0.414	88.46
11	36	B	6	Eliot DUNMORE	Subaru BRZ	1:21.964	9	14	4.290	1.424	86.92
12	118	A	5	David MAY	Nissan 370Z	1:22.108	2	3	4.434	0.144	86.77
13	261*	D	1	Jonathan SALEM	MINI R53	1:22.710	9	14	5.036	0.602	86.14
14	831	C	2	Paul ADAMS	Renault Clio 197	1:22.937	11	13	5.263	0.227	85.90
15	50	B	7	Ben WALKINGSHAW	VW Scirocco R	1:23.474	11	12	5.800	0.537	85.35
16	107	D	2	WATSON / HARRISON	Renault Clio RS200	1:23.524	8	13	5.850	0.050	85.30
17	14	D	3	Jared COULSON	Renault Clio 197	1:23.833	4	12	6.159	0.309	84.98
18	95*	D	4	KALSI/SYCAMORE	Mazda MX-5 Mk3	1:24.217	5	12	6.543	0.384	84.59
19	62	C	3	Chris STONE	Honda Civic Type R	1:24.329	12	14	6.655	0.112	84.48
20	333	C	4	Stuart KILROY	Peugeot 207 GTi	1:24.377	12	13	6.703	0.048	84.43
21	45	C	5	Brendan MURPHY	BMW Compact	1:24.491	12	12	6.817	0.114	84.32
22	16	E	1	Kevin SILVAIN	Mazda MX-5 Mk1	1:25.134	11	12	7.460	0.643	83.68
23	19	D	5	Cameron BELL	Toyota MR2 Roadster	1:25.347	12	12	7.673	0.213	83.47
24	241*	C	6	Matt MASSEY	Honda Civic Type R	1:25.910	13	13	8.236	0.563	82.93
25	17	D	6	Kate MORRIS	Renault Clio 200	1:26.087	10	13	8.413	0.177	82.76
26	44	E	2	Chris McGINLEY	BMW Compact	1:26.457	7	14	8.783	0.370	82.40
27	181	E	3	Paul CONNELL	VW Golf GTi 16V Mk2	1:26.487	6	13	8.813	0.030	82.37
28	165*	D	7	PERFECT/HART	BMW 318ti	1:26.647	12	12	8.973	0.160	82.22
29	22	E	4	Chris FANTANA	Mazda MX-5 Mk1	1:27.202	10	12	9.528	0.555	81.70
30	271	D	8	Dan BLAKE	Renault Clio 197	1:27.438	7	13	9.764	0.236	81.48
31	171*	E	5	SMITH / DENNISON	Mazda Mx5 Mk1	1:27.941	3	12	10.267	0.503	81.01
32	87*	E	6	WALDEN/DALTON	Mazda MX-5 Mk1	1:28.612	6	12	10.938	0.671	80.40
33	61	C	7	Graham WATERHOUSE	Honda Civic Type R	1:29.659	12	12	11.985	1.047	79.46
34	414*	D	9	TUNBRIDGE / SAWYER	Mazda MX5 Mk3	1:29.789	5	12	12.115	0.130	79.34
35	75	C	8	Craig EMMERSON	BMW 330 E46	1:30.110	8	13	12.436	0.321	79.06
36	37	B	8	EVANS / HART	Honda Civic Type R	1:30.203	2	4	12.529	0.093	78.98
37	31	E	7	LOMAS / NORTH	Fiat Panda	1:30.377	5	12	12.703	0.174	78.83
38	18	E	8	Nick DOUGILL	Mazda2	1:32.768	5	13	15.094	2.391	76.80
39	133*	E	9	RISBRIDGER / OATES	Mazda2 Sport	1:33.014	8	11	15.340	0.246	76.59
40	66	D	10	BONSOR / HACKETT	MGZR	1:34.098	2	9	16.424	1.084	75.71

*Car 95 requires a working transponder - Regulation Q12.8.1 refers.

No. 25, 87, 95, 133, 165, 414 - 1 Lap time disallowed; exceeding track limits.

No. 171, 173, 241 - 2 Lap times disallowed; exceeding track limits.

No. 261 - 4 Lap times disallowed; exceeding track limits.

Weather / Track : Bright / Dry

These results are provisional until the conclusion of any judicial and technical matters.

Donington Park National: 1.9790 miles

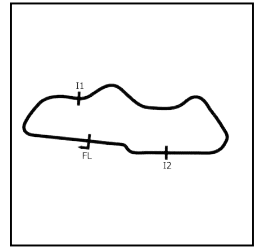
Date: 10/09/2023 Start: 12:33 Finish: 12:53

Clerk Of Course : Graham Lindley	Stewards :	Timekeeper : Richard Lomax
----------------------------------	------------	----------------------------

TCR UK Race Weekend - Donington Park - 9th/10th Sept 2023

SW Motorsports ClubSport Trophy

QUALIFYING - RACE 14 - SECTOR ANALYSIS



SECTOR 1 = FL to I1, SECTOR 2 = I1 to I2, SECTOR 3 = I2 to FL, DIFF = Difference To Personal Best Lap, P = Crossed Finish Line in Pit Lane, D = Time Disallowed

P1		6 B		Scott PARKIN		Audi TCR	
IDEAL LAP TIME : 1:17.674		BEST LAP TIME : 1:17.674		DIFFERENCE : 0.000			
LAP	SECTOR 1	SECTOR 2	SECTOR 3	LAP TIME	MPH	DIFF	TIME OF DAY
1 -	30.874	59.320	16.654	1:46.848	66.68	29.174	12:36:22.271
2 -	22.887	42.309	14.647	1:19.843	89.23	2.169	12:37:42.114
3 -	22.716	43.260	14.708	1:20.684	88.30	3.010	12:39:02.798
4 -	22.765	41.827	13.899	1:18.491 (3)	90.77	0.817	12:40:21.289
5 -	22.821	43.358	IN PIT	1:26.056 P	82.79	8.382	12:41:47.345
6 -	OUTLAP	47.473	15.898	2:49.483	42.03	1:31.809	12:44:36.828
7 -	24.236	42.636	14.402	1:21.274	87.66	3.600	12:45:58.102
8 -	22.598	41.651	14.584	1:18.833	90.37	1.159	12:47:16.935
9 -	22.619	41.712	14.085	1:18.416 (2)	90.85	0.742	12:48:35.351
10 -	22.522	41.550	13.602	1:17.674 (1)	91.72		12:49:53.025
11 -	24.112	48.556	IN PIT	1:35.897 P	74.29	18.223	12:51:28.922

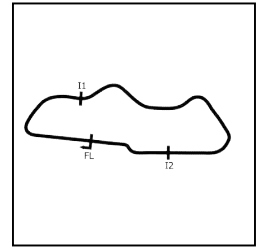
P2		5 A		James ALFORD		VW Golf	
IDEAL LAP TIME : 1:16.645		BEST LAP TIME : 1:17.766		DIFFERENCE : 1.121			
LAP	SECTOR 1	SECTOR 2	SECTOR 3	LAP TIME	MPH	DIFF	TIME OF DAY
1 -	26.159	45.002	14.636	1:25.797	83.04	8.031	12:35:30.174
2 -	22.562	42.264	13.925	1:18.751	90.47	0.985	12:36:48.925
3 -	22.400	41.433	14.939	1:18.772	90.44	1.006	12:38:07.697
4 -	22.890	41.893	13.523	1:18.306	90.98	0.540	12:39:26.003
5 -	22.123	42.082	13.561	1:17.766 (1)	91.61		12:40:43.769
6 -	22.875	45.789	IN PIT	1:29.029 P	80.02	11.263	12:42:12.798
7 -	OUTLAP	42.179	15.330	3:36.959	32.83	2:19.193	12:45:49.757
8 -	22.279	41.186	14.674	1:18.139 (3)	91.17	0.373	12:47:07.896
9 -	21.936	44.012	13.762	1:19.710	89.38	1.944	12:48:27.606
10 -	22.597	41.639	13.770	1:18.006 (2)	91.33	0.240	12:49:45.612
11 -	24.631	43.311	14.432	1:22.374	86.49	4.608	12:51:07.986
12 -	23.376	45.308	13.907	1:22.591	86.26	4.825	12:52:30.577
13 -	22.461	46.071	IN PIT	1:31.550 P	77.82	13.784	12:54:02.127

P3		25 B		Paul HINSON		BMW Compact	
IDEAL LAP TIME : 1:18.657		BEST LAP TIME : 1:18.725		DIFFERENCE : 0.068			
LAP	SECTOR 1	SECTOR 2	SECTOR 3	LAP TIME	MPH	DIFF	TIME OF DAY
1 -	26.191	46.357	14.681	1:27.229	81.67	8.504	12:35:44.572
2 -	23.558	43.716	14.161	1:21.435	87.48	2.710	12:37:06.007
3 -	23.084	42.743	14.592	1:20.449 D	88.59	1.694	12:38:26.426
4 -	23.086	42.422	14.030	1:19.538 (3)	89.57	0.813	12:39:45.964
5 -	22.902	42.023	13.926	1:18.851 (2)	90.35	0.126	12:41:04.815
6 -	22.826	43.040	15.930	1:21.796	87.10	3.071	12:42:26.611
7 -	22.838	44.530	14.398	1:21.766	87.13	3.041	12:43:48.377
8 -	23.084	55.391	15.413	1:33.888	75.88	15.163	12:45:22.265
9 -	22.794	41.939	13.992	1:18.725 (1)	90.50		12:46:40.990
10 -	22.792	44.180	14.431	1:21.403	87.52	2.678	12:48:02.393
11 -	23.268	44.995	14.194	1:22.457	86.40	3.732	12:49:24.850
12 -	22.884	42.161	14.935	1:19.980	89.08	1.255	12:50:44.830
13 -	23.204	42.582	14.309	1:20.095	88.95	1.370	12:52:04.925
14 -	22.991	44.097	19.227	1:26.315	82.54	7.590	12:53:31.240
15 -	29.322	53.819	IN PIT	1:52.601 P	63.27	33.876	12:55:23.841

TCR UK Race Weekend - Donington Park - 9th/10th Sept 2023

SW Motorsports ClubSport Trophy

QUALIFYING - RACE 14 - SECTOR ANALYSIS



SECTOR 1 = FL to I1, SECTOR 2 = I1 to I2, SECTOR 3 = I2 to FL, DIFF = Difference To Personal Best Lap, P = Crossed Finish Line in Pit Lane, D = Time Disallowed

P4		3 B		Steven SUMMERS		Lotus Elise S1	
IDEAL LAP TIME : 1:18.525		BEST LAP TIME : 1:18.838		DIFFERENCE : 0.313			
LAP	SECTOR 1	SECTOR 2	SECTOR 3	LAP TIME	MPH	DIFF	TIME OF DAY
1 -	27.704	47.920	16.702	1:32.326	77.16	13.488	12:35:40.778
2 -	25.502	46.346	16.160	1:28.008	80.95	9.170	12:37:08.786
3 -	23.981	44.863	14.808	1:23.652	85.17	4.814	12:38:32.438
4 -	23.505	42.933	13.994	1:20.432	88.57	1.594	12:39:52.870
5 -	23.704	44.064	14.884	1:22.652	86.20	3.814	12:41:15.522
6 -	24.016	42.787	15.383	1:22.186	86.68	3.348	12:42:37.708
7 -	23.233	42.689	14.104	1:20.026 (3)	89.02	1.188	12:43:57.734
8 -	24.393	43.406	13.944	1:21.743	87.15	2.905	12:45:19.477
9 -	23.021	42.662	14.891	1:20.574	88.42	1.736	12:46:40.051
10 -	23.112	43.808	14.573	1:21.493	87.42	2.655	12:48:01.544
11 -	23.252	41.810	13.776	1:18.838 (1)	90.37		12:49:20.382
12 -	23.876	45.185	15.159	1:24.220	84.59	5.382	12:50:44.602
13 -	23.779	42.665	14.613	1:21.057	87.89	2.219	12:52:05.659
14 -	23.071	41.728	14.409	1:19.208 (2)	89.94	0.370	12:53:24.867
15 -	25.347	46.378	IN PIT	1:32.276 P	77.21	13.438	12:54:57.143

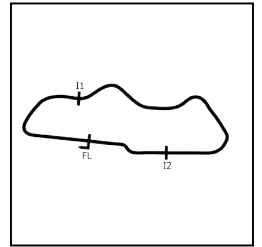
P5		12 B		Johnathan MEE		Lotus Elise	
IDEAL LAP TIME : 1:19.285		BEST LAP TIME : 1:19.589		DIFFERENCE : 0.304			
LAP	SECTOR 1	SECTOR 2	SECTOR 3	LAP TIME	MPH	DIFF	TIME OF DAY
1 -	29.604	47.521	14.879	1:32.004	77.43	12.415	12:35:51.756
2 -	24.009	45.223	14.662	1:23.894	84.92	4.305	12:37:15.650
3 -	23.814	44.019	14.926	1:22.759	86.08	3.170	12:38:38.409
4 -	23.135	42.083	14.371	1:19.589 (1)	89.51		12:39:57.998
5 -	23.337	42.456	14.067	1:19.860 (2)	89.21	0.271	12:41:17.858
6 -	23.172	43.303	14.678	1:21.153	87.79	1.564	12:42:39.011
7 -	23.733	43.628	IN PIT	1:25.131 P	83.69	5.542	12:44:04.142
8 -	OUTLAP	43.779	14.233	3:46.923	31.39	2:27.334	12:47:51.065
9 -	23.218	42.336	14.404	1:19.958 (3)	89.10	0.369	12:49:11.023
10 -	23.283	42.364	15.253	1:20.900	88.06	1.311	12:50:31.923
11 -	23.400	43.048	14.112	1:20.560	88.43	0.971	12:51:52.483
12 -	23.922	52.362	IN PIT	1:39.998 P	71.24	20.409	12:53:32.481

P6		122 A		Shay KAVANAGH		Honda Civic	
IDEAL LAP TIME : 1:19.377		BEST LAP TIME : 1:19.672		DIFFERENCE : 0.295			
LAP	SECTOR 1	SECTOR 2	SECTOR 3	LAP TIME	MPH	DIFF	TIME OF DAY
1 -	27.282	47.001	14.857	1:29.140	79.92	9.468	12:35:44.985
2 -	23.930	45.155	15.877	1:24.962	83.85	5.290	12:37:09.947
3 -	23.948	43.930	15.072	1:22.950	85.89	3.278	12:38:32.897
4 -	23.449	43.454	14.233	1:21.136	87.81	1.464	12:39:54.033
5 -	23.124	43.673	14.878	1:21.675	87.23	2.003	12:41:15.708
6 -	27.671	43.852	14.593	1:26.116	82.73	6.444	12:42:41.824
7 -	23.218	42.434	IN PIT	1:25.143 P	83.67	5.471	12:44:06.967
8 -	OUTLAP	42.949	14.065	1:52.416	63.37	32.744	12:45:59.383
9 -	22.941	43.082	14.395	1:20.418 (3)	88.59	0.746	12:47:19.801
10 -	23.037	42.736	14.266	1:20.039 (2)	89.01	0.367	12:48:39.840
11 -	22.914	42.584	14.174	1:19.672 (1)	89.42		12:49:59.512
12 -	23.085	42.398	24.630	1:30.113	79.06	10.441	12:51:29.625
13 -	23.494	42.925	14.795	1:21.214	87.72	1.542	12:52:50.839
14 -	24.502	55.624	IN PIT	1:46.675 P	66.78	27.003	12:54:37.514

TCR UK Race Weekend - Donington Park - 9th/10th Sept 2023

SW Motorsports ClubSport Trophy

QUALIFYING - RACE 14 - SECTOR ANALYSIS



SECTOR 1 = FL to I1, SECTOR 2 = I1 to I2, SECTOR 3 = I2 to FL, DIFF = Difference To Personal Best Lap, P = Crossed Finish Line in Pit Lane, D = Time Disallowed

P7 27 A Phiroze BILIMORIA		VW Scirocco					
IDEAL LAP TIME : 1:19.413		BEST LAP TIME : 1:19.758		DIFFERENCE : 0.345			
LAP	SECTOR 1	SECTOR 2	SECTOR 3	LAP TIME	MPH	DIFF	TIME OF DAY
1 -	27.635	48.374	15.558	1:31.567	77.80	11.809	12:35:25.864
2 -	23.308	43.631	14.051	1:20.990	87.96	1.232	12:36:46.854
3 -	23.118	42.664	15.196	1:20.978	87.98	1.220	12:38:07.832
4 -	23.242	43.169	13.929	1:20.340 (2)	88.68	0.582	12:39:28.172
5 -	23.473	43.181	14.213	1:20.867	88.10	1.109	12:40:49.039
6 -	23.478	43.637	14.485	1:21.600	87.31	1.842	12:42:10.639
7 -	23.429	43.660	15.612	1:22.701	86.14	2.943	12:43:33.340
8 -	24.804	45.152	14.630	1:24.586	84.22	4.828	12:44:57.926
9 -	23.475	42.948	14.260	1:20.683	88.30	0.925	12:46:18.609
10 -	23.077	43.300	14.299	1:20.676	88.31	0.918	12:47:39.285
11 -	23.363	42.685	14.543	1:20.591 (3)	88.40	0.833	12:48:59.876
12 -	23.186	44.130	14.485	1:21.801	87.09	2.043	12:50:21.677
13 -	23.520	48.740	15.092	1:27.352	81.56	7.594	12:51:49.029
14 -	23.050	42.434	14.274	1:19.758 (1)	89.32		12:53:08.787
15 -	23.373	45.508	15.491	1:24.372	84.44	4.614	12:54:33.159

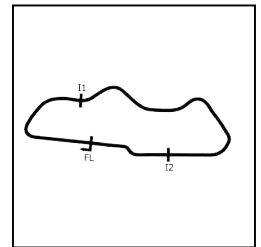
P8 15 A Andrew DYER		Audi TTRC					
IDEAL LAP TIME : 1:19.442		BEST LAP TIME : 1:19.931		DIFFERENCE : 0.489			
LAP	SECTOR 1	SECTOR 2	SECTOR 3	LAP TIME	MPH	DIFF	TIME OF DAY
1 -	OUTLAP	44.036	14.539	2:05.505	56.76	45.574	12:36:30.277
2 -	23.333	44.147	14.427	1:21.907	86.98	1.976	12:37:52.184
3 -	24.782	44.241	14.989	1:24.012	84.80	4.081	12:39:16.196
4 -	23.565	44.352	14.291	1:22.208	86.66	2.277	12:40:38.404
5 -	23.270	42.906	14.119	1:20.295 (2)	88.73	0.364	12:41:58.699
6 -	23.169	42.725	14.037	1:19.931 (1)	89.13		12:43:18.630
7 -	23.105	43.231	14.417	1:20.753	88.22	0.822	12:44:39.383
8 -	23.334	43.125	14.205	1:20.664	88.32	0.733	12:46:00.047
9 -	22.767	43.731	13.950	1:20.448	88.56	0.517	12:47:20.495
10 -	23.004	43.051	14.662	1:20.717	88.26	0.786	12:48:41.212
11 -	23.031	44.110	14.050	1:21.191	87.75	1.260	12:50:02.403
12 -	23.289	42.831	14.210	1:20.330 (3)	88.69	0.399	12:51:22.733
13 -	23.176	43.681	14.676	1:21.533	87.38	1.602	12:52:44.266
14 -	23.112	43.134	14.299	1:20.545	88.45	0.614	12:54:04.811

P9 115 C Jonathan HUNTER		VW Scirocco					
IDEAL LAP TIME : 1:19.771		BEST LAP TIME : 1:20.126		DIFFERENCE : 0.355			
LAP	SECTOR 1	SECTOR 2	SECTOR 3	LAP TIME	MPH	DIFF	TIME OF DAY
1 -	26.418	46.832	15.480	1:28.730	80.29	8.604	12:35:47.226
2 -	24.360	44.933	14.443	1:23.736	85.08	3.610	12:37:10.962
3 -	24.854	46.059	14.470	1:25.383	83.44	5.257	12:38:36.345
4 -	23.235	42.831	15.192	1:21.258	87.67	1.132	12:39:57.603
5 -	22.997	43.593	14.227	1:20.817	88.15	0.691	12:41:18.420
6 -	23.116	43.193	14.658	1:20.967	87.99	0.841	12:42:39.387
7 -	23.709	43.512	15.099	1:22.320	86.54	2.194	12:44:01.707
8 -	23.452	43.611	15.334	1:22.397	86.46	2.271	12:45:24.104
9 -	23.358	43.088	14.018	1:20.464 (2)	88.54	0.338	12:46:44.568
10 -	23.371	42.817	14.471	1:20.659	88.33	0.533	12:48:05.227
11 -	23.412	45.767	14.034	1:23.213	85.61	3.087	12:49:28.440
12 -	23.118	42.763	14.245	1:20.126 (1)	88.91		12:50:48.566
13 -	23.548	42.778	14.221	1:20.547 (3)	88.45	0.421	12:52:09.113
14 -	23.375	43.035	14.581	1:20.991	87.96	0.865	12:53:30.104
15 -	23.483	42.756	14.467	1:20.706	88.27	0.580	12:54:50.810

TCR UK Race Weekend - Donington Park - 9th/10th Sept 2023

SW Motorsports ClubSport Trophy

QUALIFYING - RACE 14 - SECTOR ANALYSIS



SECTOR 1 = FL to I1, SECTOR 2 = I1 to I2, SECTOR 3 = I2 to FL, DIFF = Difference To Personal Best Lap, P = Crossed Finish Line in Pit Lane, D = Time Disallowed

P10 173 B		BOOTH/MAKAR		Audi TT			
IDEAL LAP TIME : 1:20.029		BEST LAP TIME : 1:20.540		DIFFERENCE : 0.511			
LAP	SECTOR 1	SECTOR 2	SECTOR 3	LAP TIME	MPH	DIFF	TIME OF DAY
1 -	28.493	46.686	16.299	1:31.478	77.88	10.938	12:35:48.946
2 -	24.481	44.575	16.632	1:25.688	83.14	5.148	12:37:14.634
3 -	24.592	48.227	15.232	1:28.051	80.91	7.511	12:38:42.685
4 -	24.896	44.328	IN PIT	1:30.251	78.94	9.711	12:40:12.936
5 -	OUTLAP	43.253	14.328	3:25.554 D	34.66	2:05.014	12:43:38.490
6 -	23.429	43.314	14.094	1:20.837 (3)	88.13	0.297	12:44:59.327
7 -	23.255	43.380	14.043	1:20.678 (2)	88.30	0.138	12:46:20.005
8 -	23.134	43.107	15.732	1:21.973 D	86.91	1.433	12:47:41.978
9 -	23.170	42.875	14.495	1:20.540 (1)	88.46		12:49:02.518
10 -	23.747	43.834	14.171	1:21.752	87.14	1.212	12:50:24.270
11 -	23.111	43.445	14.862	1:21.418	87.50	0.878	12:51:45.688
12 -	23.683	56.372	IN PIT	1:45.012	67.84	24.472	12:53:30.700

P11 36 B		Eliot DUNMORE		Subaru BRZ			
IDEAL LAP TIME : 1:21.501		BEST LAP TIME : 1:21.964		DIFFERENCE : 0.463			
LAP	SECTOR 1	SECTOR 2	SECTOR 3	LAP TIME	MPH	DIFF	TIME OF DAY
1 -	27.831	47.988	15.667	1:31.486	77.87	9.522	12:35:39.038
2 -	25.104	46.076	14.786	1:25.966	82.87	4.002	12:37:05.004
3 -	23.872	44.708	14.784	1:23.364	85.46	1.400	12:38:28.368
4 -	24.133	45.144	14.700	1:23.977	84.84	2.013	12:39:52.345
5 -	23.698	44.480	14.714	1:22.892	85.95	0.928	12:41:15.237
6 -	24.692	44.297	14.611	1:23.600	85.22	1.636	12:42:38.837
7 -	23.526	43.747	15.142	1:22.415	86.44	0.451	12:44:01.252
8 -	24.451	44.010	15.038	1:23.499	85.32	1.535	12:45:24.751
9 -	23.727	43.698	14.539	1:21.964 (1)	86.92		12:46:46.715
10 -	23.726	44.238	14.429	1:22.393 (3)	86.47	0.429	12:48:09.108
11 -	23.842	43.560	15.129	1:22.531	86.32	0.567	12:49:31.639
12 -	23.756	43.883	14.415	1:22.054 (2)	86.82	0.090	12:50:53.693
13 -	23.956	45.187	14.448	1:23.591	85.23	1.627	12:52:17.284
14 -	23.687	44.546	15.471	1:23.704	85.11	1.740	12:53:40.988

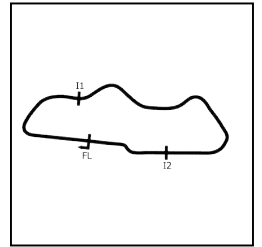
P12 118 A		David MAY		Nissan 370Z			
IDEAL LAP TIME : 1:21.022		BEST LAP TIME : 1:22.108		DIFFERENCE : 1.086			
LAP	SECTOR 1	SECTOR 2	SECTOR 3	LAP TIME	MPH	DIFF	TIME OF DAY
1 -	25.121	44.096	14.771	1:23.988 (2)	84.82	1.880	12:35:26.969
2 -	22.612	43.639	15.857	1:22.108 (1)	86.77		12:36:49.077
3 -	29.758	50.426	IN PIT	1:42.544	69.47	20.436	12:38:31.621

P13 261 D		Jonathan SALEM		MINI R53			
IDEAL LAP TIME : 1:22.187		BEST LAP TIME : 1:22.710		DIFFERENCE : 0.523			
LAP	SECTOR 1	SECTOR 2	SECTOR 3	LAP TIME	MPH	DIFF	TIME OF DAY
1 -	30.241	47.996	17.222	1:35.459	74.63	12.749	12:35:40.304
2 -	24.647	47.143	15.457	1:27.247	81.66	4.537	12:37:07.551
3 -	24.834	45.310	15.390	1:25.534	83.29	2.824	12:38:33.085
4 -	24.296	44.633	15.132	1:24.061	84.75	1.351	12:39:57.146
5 -	24.675	44.147	14.759	1:23.581 (3)	85.24	0.871	12:41:20.727
6 -	24.256	43.769	14.756	1:22.781 (2)	86.06	0.071	12:42:43.508
7 -	25.309	45.987	17.270	1:28.566 D	80.44	5.856	12:44:12.074
8 -	24.505	44.291	14.808	1:23.604 D	85.21	0.894	12:45:35.678
9 -	23.799	44.292	14.619	1:22.710 (1)	86.14		12:46:58.388
10 -	24.570	44.442	15.960	1:24.972	83.84	2.262	12:48:23.360
11 -	26.409	45.937	15.913	1:28.259 D	80.72	5.549	12:49:51.619
12 -	24.682	44.450	15.000	1:24.132	84.68	1.422	12:51:15.751
13 -	24.085	43.824	14.892	1:22.801 D	86.04	0.091	12:52:38.552
14 -	27.086	46.688	18.315	1:32.089	77.36	9.379	12:54:10.641

TCR UK Race Weekend - Donington Park - 9th/10th Sept 2023

SW Motorsports ClubSport Trophy

QUALIFYING - RACE 14 - SECTOR ANALYSIS



SECTOR 1 = FL to I1, SECTOR 2 = I1 to I2, SECTOR 3 = I2 to FL, DIFF = Difference To Personal Best Lap, P = Crossed Finish Line in Pit Lane, D = Time Disallowed

P14 831 C		Paul ADAMS		Renault Clio 197			
IDEAL LAP TIME : 1:22.779		BEST LAP TIME : 1:22.937		DIFFERENCE : 0.158			
LAP	SECTOR 1	SECTOR 2	SECTOR 3	LAP TIME	MPH	DIFF	TIME OF DAY
1 -	28.727	48.986	16.397	1:34.110	75.70	11.173	12:35:48.026
2 -	24.727	44.703	16.977	1:26.407	82.45	3.470	12:37:14.433
3 -	25.444	47.114	14.882	1:27.440	81.48	4.503	12:38:41.873
4 -	24.350	44.434	14.837	1:23.621 (2)	85.20	0.684	12:40:05.494
5 -	36.172	47.155	14.860	1:38.187	72.56	15.250	12:41:43.681
6 -	24.240	45.662	IN PIT	1:30.840 P	78.43	7.903	12:43:14.521
7 -	OUTLAP	45.445	15.024	1:57.024	60.88	34.087	12:45:11.545
8 -	25.868	46.334	14.608	1:26.810	82.07	3.873	12:46:38.355
9 -	24.138	46.922	15.622	1:26.682	82.19	3.745	12:48:05.037
10 -	24.798	45.637	14.669	1:25.104 (3)	83.71	2.167	12:49:30.141
11 -	24.178	44.225	14.534	1:22.937 (1)	85.90		12:50:53.078
12 -	26.238	50.768	14.617	1:31.623	77.76	8.686	12:52:24.701
13 -	24.020	45.383	15.833	1:25.236	83.58	2.299	12:53:49.937

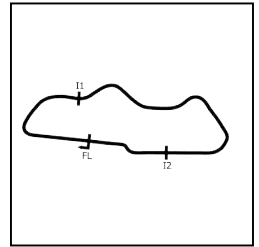
P15 50 B		Ben WALKINGSHAW		VW Scirocco R			
IDEAL LAP TIME : 1:22.836		BEST LAP TIME : 1:23.474		DIFFERENCE : 0.638			
LAP	SECTOR 1	SECTOR 2	SECTOR 3	LAP TIME	MPH	DIFF	TIME OF DAY
1 -	27.027	48.813	16.641	1:32.481	77.03	9.007	12:35:38.504
2 -	25.268	49.054	16.801	1:31.123	78.18	7.649	12:37:09.627
3 -	26.861	47.982	15.927	1:30.770	78.49	7.296	12:38:40.397
4 -	24.123	44.133	15.289	1:23.545 (2)	85.27	0.071	12:40:03.942
5 -	24.795	46.514	17.379	1:28.688	80.33	5.214	12:41:32.630
6 -	24.279	44.928	15.453	1:24.660 (3)	84.15	1.186	12:42:57.290
7 -	24.710	45.350	15.487	1:25.547	83.28	2.073	12:44:22.837
8 -	24.471	45.919	15.944	1:26.334	82.52	2.860	12:45:49.171
9 -	25.698	46.603	IN PIT	1:33.110 P	76.51	9.636	12:47:22.281
10 -	OUTLAP	47.049	15.261	4:10.112	28.48	2:46.638	12:51:32.393
11 -	23.775	44.771	14.928	1:23.474 (1)	85.35		12:52:55.867
12 -	24.816	46.203	15.308	1:26.327	82.53	2.853	12:54:22.194

P16 107 D		WATSON / HARRISON		Renault Clio RS200			
IDEAL LAP TIME : 1:23.342		BEST LAP TIME : 1:23.524		DIFFERENCE : 0.182			
LAP	SECTOR 1	SECTOR 2	SECTOR 3	LAP TIME	MPH	DIFF	TIME OF DAY
1 -	28.246	50.062	16.844	1:35.152	74.87	11.628	12:35:48.745
2 -	25.725	46.849	15.561	1:28.135	80.83	4.611	12:37:16.880
3 -	25.772	46.295	15.460	1:27.527	81.39	4.003	12:38:44.407
4 -	25.351	45.840	15.218	1:26.409	82.45	2.885	12:40:10.816
5 -	25.206	46.156	IN PIT	1:32.647 P	76.90	9.123	12:41:43.463
6 -	OUTLAP	46.196	15.106	3:22.933	35.10	1:59.409	12:45:06.396
7 -	25.309	45.609	14.836	1:25.754	83.08	2.230	12:46:32.150
8 -	24.411	44.359	14.754	1:23.524 (1)	85.30		12:47:55.674
9 -	24.564	44.694	14.625	1:23.883 (2)	84.93	0.359	12:49:19.557
10 -	24.433	45.201	16.773	1:26.407	82.45	2.883	12:50:45.964
11 -	25.572	46.810	14.862	1:27.244	81.66	3.720	12:52:13.208
12 -	24.358	45.176	14.726	1:24.260 (3)	84.55	0.736	12:53:37.468
13 -	25.839	54.797	IN PIT	1:48.352 P	65.75	24.828	12:55:25.820

TCR UK Race Weekend - Donington Park - 9th/10th Sept 2023

SW Motorsports ClubSport Trophy

QUALIFYING - RACE 14 - SECTOR ANALYSIS



SECTOR 1 = FL to I1, SECTOR 2 = I1 to I2, SECTOR 3 = I2 to FL, DIFF = Difference To Personal Best Lap, P = Crossed Finish Line in Pit Lane, D = Time Disallowed

P17 14 D		Jared COULSON		Renault Clio 197			
IDEAL LAP TIME : 1:23.833		BEST LAP TIME : 1:23.833		DIFFERENCE : 0.000			
LAP	SECTOR 1	SECTOR 2	SECTOR 3	LAP TIME	MPH	DIFF	TIME OF DAY
1 -	27.180	47.214	17.422	1:31.816	77.59	7.983	12:35:43.826
2 -	25.632	47.175	15.304	1:28.111	80.85	4.278	12:37:11.937
3 -	24.781	46.655	15.202	1:26.638 (3)	82.23	2.805	12:38:38.575
4 -	24.313	44.531	14.989	1:23.833 (1)	84.98		12:40:02.408
5 -	24.871	45.998	IN PIT	1:28.939 P	80.10	5.106	12:41:31.347
6 -	OUTLAP	46.084	15.632	2:00.087	59.32	36.254	12:43:31.434
7 -	24.811	45.868	15.568	1:26.247 (2)	82.60	2.414	12:44:57.681
8 -	25.691	45.894	IN PIT	1:28.189 P	80.78	4.356	12:46:25.870
9 -	OUTLAP	45.272	15.027	1:58.028	60.36	34.195	12:48:23.898
10 -	25.096	45.928	31.745	1:42.769	69.32	18.936	12:50:06.667
11 -	25.658	46.270	IN PIT	1:29.900 P	79.25	6.067	12:51:36.567
12 -	OUTLAP	53.429	IN PIT	2:28.906 P	47.84	1:05.073	12:54:05.473

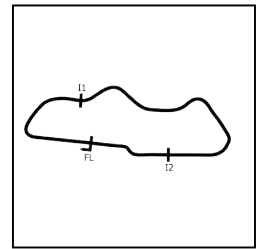
P18 95 D		KALSI/SYCAMORE		Mazda MX-5 MK3			
IDEAL LAP TIME :		BEST LAP TIME : 1:24.217		DIFFERENCE :			
LAP	SECTOR 1	SECTOR 2	SECTOR 3	LAP TIME	MPH	DIFF	TIME OF DAY
1 -				1:28.887	80.15	4.670	12:35:23.944
2 -				1:26.145	82.70	1.928	12:36:50.089
3 -				1:25.201 D	83.62	0.984	12:38:15.290
4 -				1:24.701 (2)	84.11	0.484	12:39:39.991
5 -				1:24.217 (1)	84.59		12:41:04.208
6 -				1:25.987	82.85	1.770	12:42:30.195
7 -				1:25.540 (3)	83.29	1.323	12:43:55.735
8 -			IN PIT	1:34.609 P	75.30	10.392	12:45:30.344
9 -				5:01.746	23.61	3:37.529	12:50:32.091
10 -				1:25.769	83.06	1.552	12:51:57.860
11 -				1:25.605	83.22	1.388	12:53:23.465
12 -				1:27.346	81.56	3.129	12:54:50.811

P19 62 C		Chris STONE		Honda Civic Type R			
IDEAL LAP TIME : 1:24.260		BEST LAP TIME : 1:24.329		DIFFERENCE : 0.069			
LAP	SECTOR 1	SECTOR 2	SECTOR 3	LAP TIME	MPH	DIFF	TIME OF DAY
1 -	29.998	51.274	16.832	1:38.104	72.62	13.775	12:35:56.472
2 -	24.970	46.385	16.081	1:27.436	81.48	3.107	12:37:23.908
3 -	24.717	47.226	15.706	1:27.649	81.28	3.320	12:38:51.557
4 -	25.201	51.443	16.555	1:33.199	76.44	8.870	12:40:24.756
5 -	24.497	45.262	15.404	1:25.163	83.65	0.834	12:41:49.919
6 -	24.428	45.082	15.788	1:25.298	83.52	0.969	12:43:15.217
7 -	24.841	44.888	15.596	1:25.325	83.50	0.996	12:44:40.542
8 -	24.602	48.141	15.123	1:27.866	81.08	3.537	12:46:08.408
9 -	24.468	44.912	15.153	1:24.533 (2)	84.28	0.204	12:47:32.941
10 -	24.461	45.455	15.144	1:25.060 (3)	83.76	0.731	12:48:58.001
11 -	24.596	48.815	15.285	1:28.696	80.32	4.367	12:50:26.697
12 -	24.401	44.957	14.971	1:24.329 (1)	84.48		12:51:51.026
13 -	25.644	48.926	15.176	1:29.746	79.38	5.417	12:53:20.772
14 -	24.942	45.478	IN PIT	1:32.931 P	76.66	8.602	12:54:53.703

TCR UK Race Weekend - Donington Park - 9th/10th Sept 2023

SW Motorsports ClubSport Trophy

QUALIFYING - RACE 14 - SECTOR ANALYSIS



SECTOR 1 = FL to I1, SECTOR 2 = I1 to I2, SECTOR 3 = I2 to FL, DIFF = Difference To Personal Best Lap, P = Crossed Finish Line in Pit Lane, D = Time Disallowed

P20 333 C		Stuart KILROY		Peugeot 207 GTi			
IDEAL LAP TIME : 1:24.076		BEST LAP TIME : 1:24.377		DIFFERENCE : 0.301			
LAP	SECTOR 1	SECTOR 2	SECTOR 3	LAP TIME	MPH	DIFF	TIME OF DAY
1 -	30.989	54.744	18.010	1:43.743	68.67	19.366	12:36:08.913
2 -	26.529	49.500	16.609	1:32.638	76.90	8.261	12:37:41.551
3 -	25.502	47.708	15.826	1:29.036	80.01	4.659	12:39:10.587
4 -	25.183	48.244	15.805	1:29.232	79.84	4.855	12:40:39.819
5 -	24.841	46.748	15.377	1:26.966	81.92	2.589	12:42:06.785
6 -	24.883	49.727	17.246	1:31.856	77.56	7.479	12:43:38.641
7 -	25.516	51.581	15.591	1:32.688	76.86	8.311	12:45:11.329
8 -	25.767	47.524	15.432	1:28.723	80.30	4.346	12:46:40.052
9 -	26.037	51.520	17.194	1:34.751	75.19	10.374	12:48:14.803
10 -	24.509	46.099	15.346	1:25.954	82.88	1.577	12:49:40.757
11 -	24.572	44.886	15.477	1:24.935 (3)	83.88	0.558	12:51:05.692
12 -	24.547	44.714	15.116	1:24.377 (1)	84.43		12:52:30.069
13 -	24.246	44.972	15.642	1:24.860 (2)	83.95	0.483	12:53:54.929

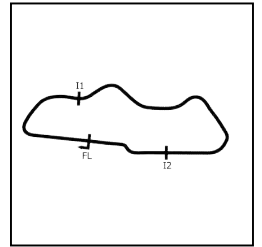
P21 45 C		Brendan MURPHY		BMW Compact			
IDEAL LAP TIME : 1:23.871		BEST LAP TIME : 1:24.491		DIFFERENCE : 0.620			
LAP	SECTOR 1	SECTOR 2	SECTOR 3	LAP TIME	MPH	DIFF	TIME OF DAY
1 -	30.378	54.294	17.902	1:42.574	69.45	18.083	12:36:07.689
2 -	28.090	50.794	17.149	1:36.033	74.18	11.542	12:37:43.722
3 -	25.561	47.827	15.677	1:29.065	79.99	4.574	12:39:12.787
4 -	24.795	47.216	15.653	1:27.664	81.27	3.173	12:40:40.451
5 -	24.688	46.561	IN PIT	1:30.073 P	79.09	5.582	12:42:10.524
6 -	OUTLAP	47.185	15.400	2:57.716	40.09	1:33.225	12:45:08.240
7 -	24.427	45.039	15.036	1:24.502 (2)	84.31	0.011	12:46:32.742
8 -	24.828	47.526	15.327	1:27.681	81.25	3.190	12:48:00.423
9 -	25.025	45.549	15.274	1:25.848	82.99	1.357	12:49:26.271
10 -	24.239	45.307	15.296	1:24.842 (3)	83.97	0.351	12:50:51.113
11 -	25.119	45.890	14.988	1:25.997	82.84	1.506	12:52:17.110
12 -	24.506	44.644	15.341	1:24.491 (1)	84.32		12:53:41.601

P22 16 E		Kevin SILVAIN		Mazda MX-5 MK1			
IDEAL LAP TIME : 1:24.689		BEST LAP TIME : 1:25.134		DIFFERENCE : 0.445			
LAP	SECTOR 1	SECTOR 2	SECTOR 3	LAP TIME	MPH	DIFF	TIME OF DAY
1 -	27.328	47.522	15.998	1:30.848	78.42	5.714	12:35:27.000
2 -	25.063	45.159	15.005	1:25.227 (2)	83.59	0.093	12:36:52.227
3 -	24.711	45.585	15.464	1:25.760	83.07	0.626	12:38:17.987
4 -	24.846	45.431	15.031	1:25.308 (3)	83.51	0.174	12:39:43.295
5 -	24.809	45.968	IN PIT	1:30.371 P	78.83	5.237	12:41:13.666
6 -	OUTLAP	45.897	15.139	3:01.297	39.29	1:36.163	12:44:14.963
7 -	25.253	45.428	15.048	1:25.729	83.10	0.595	12:45:40.692
8 -	24.887	45.816	IN PIT	1:30.032 P	79.13	4.898	12:47:10.724
9 -	OUTLAP	45.443	15.852	2:44.215	43.38	1:19.081	12:49:54.939
10 -	25.149	45.418	15.264	1:25.831	83.00	0.697	12:51:20.770
11 -	24.878	45.437	14.819	1:25.134 (1)	83.68		12:52:45.904
12 -	24.738	45.534	15.476	1:25.748	83.08	0.614	12:54:11.652

TCR UK Race Weekend - Donington Park - 9th/10th Sept 2023

SW Motorsports ClubSport Trophy

QUALIFYING - RACE 14 - SECTOR ANALYSIS



SECTOR 1 = FL to I1, SECTOR 2 = I1 to I2, SECTOR 3 = I2 to FL, DIFF = Difference To Personal Best Lap, P = Crossed Finish Line in Pit Lane, D = Time Disallowed

P23 19 D		Cameron BELL		Toyota MR2 Roadster			
IDEAL LAP TIME : 1:25.249		BEST LAP TIME : 1:25.347		DIFFERENCE : 0.098			
LAP	SECTOR 1	SECTOR 2	SECTOR 3	LAP TIME	MPH	DIFF	TIME OF DAY
1 -	28.301	49.750	15.887	1:33.938	75.84	8.591	12:35:50.190
2 -	25.214	49.083	15.589	1:29.886	79.26	4.539	12:37:20.076
3 -	26.248	48.277	15.492	1:30.017	79.14	4.670	12:38:50.093
4 -	24.872	46.797	15.129	1:26.798	82.08	1.451	12:40:16.891
5 -	25.139	47.195	15.792	1:28.126	80.84	2.779	12:41:45.017
6 -	24.909	46.476	IN PIT	1:33.893 P	75.88	8.546	12:43:18.910
7 -	OUTLAP	47.251	15.188	2:56.766	40.30	1:31.419	12:46:15.676
8 -	24.812	46.350	IN PIT	1:32.856 P	76.72	7.509	12:47:48.532
9 -	OUTLAP	49.630	15.233	2:08.287	55.53	42.940	12:49:56.819
10 -	24.789	45.780	15.207	1:25.776 (2)	83.06	0.429	12:51:22.595
11 -	24.588	46.271	14.976	1:25.835 (3)	83.00	0.488	12:52:48.430
12 -	24.629	45.837	14.881	1:25.347 (1)	83.47		12:54:13.777

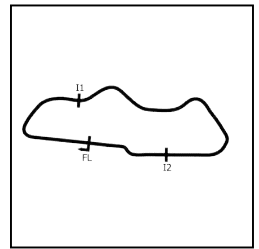
P24 241 C		Matt MASSEY		Honda Civic Type R			
IDEAL LAP TIME : 1:25.202		BEST LAP TIME : 1:25.910		DIFFERENCE : 0.708			
LAP	SECTOR 1	SECTOR 2	SECTOR 3	LAP TIME	MPH	DIFF	TIME OF DAY
1 -	31.298	55.115	18.101	1:44.514	68.16	18.604	12:36:07.324
2 -	27.462	49.919	17.589	1:34.970	75.01	9.060	12:37:42.294
3 -	27.518	49.116	16.610	1:33.244	76.40	7.334	12:39:15.538
4 -	26.970	48.323	17.250	1:32.543	76.98	6.633	12:40:48.081
5 -	26.768	47.907	16.870	1:31.545	77.82	5.635	12:42:19.626
6 -	26.356	47.440	16.577	1:30.373	78.83	4.463	12:43:49.999
7 -	34.425	47.612	15.768	1:37.805	72.84	11.895	12:45:27.804
8 -	25.229	46.894	15.358	1:27.481	81.44	1.571	12:46:55.285
9 -	25.060	46.986	15.435	1:27.481 D	81.44	1.571	12:48:22.766
10 -	25.054	46.799	15.087	1:26.940 (2)	81.94	1.030	12:49:49.706
11 -	25.483	46.575	15.404	1:27.462 D	81.45	1.552	12:51:17.168
12 -	26.140	45.625	15.556	1:27.321 (3)	81.59	1.411	12:52:44.489
13 -	24.490	46.171	15.249	1:25.910 (1)	82.93		12:54:10.399

P25 17 D		Kate MORRIS		Renault Clio 200			
IDEAL LAP TIME : 1:25.942		BEST LAP TIME : 1:26.087		DIFFERENCE : 0.145			
LAP	SECTOR 1	SECTOR 2	SECTOR 3	LAP TIME	MPH	DIFF	TIME OF DAY
1 -	OUTLAP	52.244	16.980	2:11.702	54.09	45.615	12:36:26.009
2 -	26.461	48.517	16.143	1:31.121	78.18	5.034	12:37:57.130
3 -	25.735	47.382	15.771	1:28.888	80.15	2.801	12:39:26.018
4 -	26.583	47.165	16.056	1:29.804	79.33	3.717	12:40:55.822
5 -	25.169	46.186	15.687	1:27.042	81.85	0.955	12:42:22.864
6 -	25.636	49.854	17.148	1:32.638	76.90	6.551	12:43:55.502
7 -	25.715	47.122	15.906	1:28.743	80.28	2.656	12:45:24.245
8 -	25.403	46.474	15.319	1:27.196	81.70	1.109	12:46:51.441
9 -	25.049	45.903	15.414	1:26.366 (3)	82.49	0.279	12:48:17.807
10 -	24.923	45.788	15.376	1:26.087 (1)	82.76		12:49:43.894
11 -	25.263	47.287	15.655	1:28.205	80.77	2.118	12:51:12.099
12 -	25.195	45.746	15.350	1:26.291 (2)	82.56	0.204	12:52:38.390
13 -	24.877	45.887	15.826	1:26.590	82.28	0.503	12:54:04.980

TCR UK Race Weekend - Donington Park - 9th/10th Sept 2023

SW Motorsports ClubSport Trophy

QUALIFYING - RACE 14 - SECTOR ANALYSIS



SECTOR 1 = FL to I1, SECTOR 2 = I1 to I2, SECTOR 3 = I2 to FL, DIFF = Difference To Personal Best Lap, P = Crossed Finish Line in Pit Lane, D = Time Disallowed

P26 44 E		Chris McGINLEY		BMW Compact			
IDEAL LAP TIME : 1:26.043		BEST LAP TIME : 1:26.457		DIFFERENCE : 0.414			
LAP	SECTOR 1	SECTOR 2	SECTOR 3	LAP TIME	MPH	DIFF	TIME OF DAY
1 -	29.040	49.288	15.728	1:34.056	75.74	7.599	12:35:34.962
2 -	25.631	46.387	15.430	1:27.448	81.47	0.991	12:37:02.410
3 -	25.413	46.737	15.332	1:27.482	81.44	1.025	12:38:29.892
4 -	25.370	46.827	15.686	1:27.883	81.06	1.426	12:39:57.775
5 -	25.153	46.239	15.741	1:27.133 (3)	81.76	0.676	12:41:24.908
6 -	25.145	45.997	15.419	1:26.561 (2)	82.30	0.104	12:42:51.469
7 -	25.152	45.813	15.492	1:26.457 (1)	82.40		12:44:17.926
8 -	27.185	50.666	17.780	1:35.631	74.50	9.174	12:45:53.557
9 -	26.963	48.793	16.827	1:32.583	76.95	6.126	12:47:26.140
10 -	26.693	48.320	15.661	1:30.674	78.57	4.217	12:48:56.814
11 -	25.055	46.755	15.809	1:27.619	81.31	1.162	12:50:24.433
12 -	24.898	46.980	15.538	1:27.416	81.50	0.959	12:51:51.849
13 -	25.356	49.026	16.151	1:30.533	78.69	4.076	12:53:22.382
14 -	26.120	47.051	15.469	1:28.640	80.37	2.183	12:54:51.022

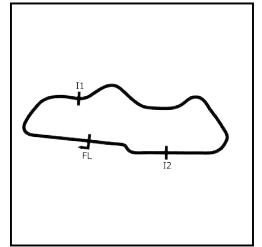
P27 181 E		Paul CONNELL		VW Golf GTi 16V Mk2			
IDEAL LAP TIME : 1:26.013		BEST LAP TIME : 1:26.487		DIFFERENCE : 0.474			
LAP	SECTOR 1	SECTOR 2	SECTOR 3	LAP TIME	MPH	DIFF	TIME OF DAY
1 -	OUTLAP	49.249	16.728	2:15.670	52.51	49.183	12:36:17.742
2 -	25.827	46.392	15.818	1:28.037	80.92	1.550	12:37:45.779
3 -	25.073	52.364	17.141	1:34.578	75.33	8.091	12:39:20.357
4 -	25.289	46.396	15.677	1:27.362	81.55	0.875	12:40:47.719
5 -	26.343	46.733	15.690	1:28.766	80.26	2.279	12:42:16.485
6 -	25.067	45.776	15.644	1:26.487 (1)	82.37		12:43:42.972
7 -	24.975	46.124	15.646	1:26.745 (2)	82.13	0.258	12:45:09.717
8 -	25.220	46.058	15.762	1:27.040	81.85	0.553	12:46:36.757
9 -	24.898	47.307	15.793	1:27.998	80.96	1.511	12:48:04.755
10 -	25.653	46.010	15.406	1:27.069	81.82	0.582	12:49:31.824
11 -	25.527	51.614	16.363	1:33.504	76.19	7.017	12:51:05.328
12 -	25.327	46.239	15.361	1:26.927 (3)	81.96	0.440	12:52:32.255
13 -	24.876	46.132	15.943	1:26.951	81.93	0.464	12:53:59.206

P28 165 D		PERFECT/HART		BMW 318ti			
IDEAL LAP TIME : 1:24.996		BEST LAP TIME : 1:26.647		DIFFERENCE : 1.651			
LAP	SECTOR 1	SECTOR 2	SECTOR 3	LAP TIME	MPH	DIFF	TIME OF DAY
1 -	29.670	48.014	16.042	1:33.726	76.01	7.079	12:35:53.039
2 -	25.050	46.718	15.717	1:27.485 (2)	81.43	0.838	12:37:20.524
3 -	25.334	47.254	15.337	1:27.925	81.03	1.278	12:38:48.449
4 -	24.942	45.210	15.009	1:25.161 D	83.66		12:40:13.610
5 -	24.777	45.570	IN PIT	1:32.001 P	77.44	5.354	12:41:45.611
6 -	OUTLAP	49.897	15.931	3:17.514	36.07	1:50.867	12:45:03.125
7 -	25.796	48.701	16.023	1:30.520	78.70	3.873	12:46:33.645
8 -	25.360	47.729	15.850	1:28.939	80.10	2.292	12:48:02.584
9 -	25.523	47.812	15.554	1:28.889	80.15	2.242	12:49:31.473
10 -	25.569	46.750	15.580	1:27.899 (3)	81.05	1.252	12:50:59.372
11 -	25.293	46.914	15.754	1:27.961	80.99	1.314	12:52:27.333
12 -	24.897	46.291	15.459	1:26.647 (1)	82.22		12:53:53.980

TCR UK Race Weekend - Donington Park - 9th/10th Sept 2023

SW Motorsports ClubSport Trophy

QUALIFYING - RACE 14 - SECTOR ANALYSIS



SECTOR 1 = FL to I1, SECTOR 2 = I1 to I2, SECTOR 3 = I2 to FL, DIFF = Difference To Personal Best Lap, P = Crossed Finish Line in Pit Lane, D = Time Disallowed

P29 22 E		Chris FANTANA		Mazda MX-5 Mk1			
IDEAL LAP TIME : 1:26.967		BEST LAP TIME : 1:27.202		DIFFERENCE : 0.235			
LAP	SECTOR 1	SECTOR 2	SECTOR 3	LAP TIME	MPH	DIFF	TIME OF DAY
1 -	29.104	55.403	18.458	1:42.965	69.19	15.763	12:36:10.598
2 -	25.817	50.548	17.562	1:33.927	75.85	6.725	12:37:44.525
3 -	25.772	49.342	17.035	1:32.149	77.31	4.947	12:39:16.674
4 -	27.193	52.258	16.757	1:36.208	74.05	9.006	12:40:52.882
5 -	25.449	47.052	15.632	1:28.133	80.83	0.931	12:42:21.015
6 -	26.258	49.964	IN PIT	1:34.222	P 75.61	7.020	12:43:55.237
7 -	OUTLAP	48.458	16.743	2:48.667	42.24	1:21.465	12:46:43.904
8 -	25.772	47.552	15.784	1:29.108	79.95	1.906	12:48:13.012
9 -	25.398	47.748	16.386	1:29.532	79.57	2.330	12:49:42.544
10 -	25.429	46.516	15.257	1:27.202 (1)	81.70		12:51:09.746
11 -	25.194	46.620	15.532	1:27.346	(3) 81.56	0.144	12:52:37.092
12 -	25.228	46.543	15.445	1:27.216	(2) 81.68	0.014	12:54:04.308

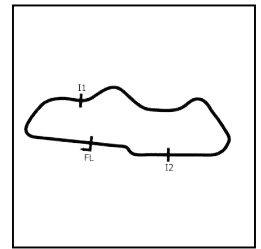
P30 271 D		Dan BLAKE		Renault Clio 197			
IDEAL LAP TIME : 1:27.104		BEST LAP TIME : 1:27.438		DIFFERENCE : 0.334			
LAP	SECTOR 1	SECTOR 2	SECTOR 3	LAP TIME	MPH	DIFF	TIME OF DAY
1 -	36.370	55.646	16.998	1:49.014	65.35	21.576	12:36:04.597
2 -	26.648	48.282	16.186	1:31.116	78.19	3.678	12:37:35.713
3 -	26.076	48.014	15.820	1:29.910	79.24	2.472	12:39:05.623
4 -	25.515	46.929	15.554	1:27.998	80.96	0.560	12:40:33.621
5 -	25.527	46.899	15.690	1:28.116	80.85	0.678	12:42:01.737
6 -	25.441	46.549	15.620	1:27.610	(3) 81.32	0.172	12:43:29.347
7 -	25.506	46.456	15.476	1:27.438 (1)	81.48		12:44:56.785
8 -	27.950	46.592	15.529	1:30.071	79.10	2.633	12:46:26.856
9 -	25.239	46.812	15.409	1:27.460	(2) 81.46	0.022	12:47:54.316
10 -	25.273	47.012	15.534	1:27.819	81.12	0.381	12:49:22.135
11 -	25.405	47.118	17.584	1:30.107	79.06	2.669	12:50:52.242
12 -	25.737	47.645	15.580	1:28.962	80.08	1.524	12:52:21.204
13 -	25.534	48.261	15.823	1:29.618	79.50	2.180	12:53:50.822

P31 171 E		SMITH / DENNISON		Mazda Mx5 Mk1			
IDEAL LAP TIME : 1:26.973		BEST LAP TIME : 1:27.941		DIFFERENCE : 0.968			
LAP	SECTOR 1	SECTOR 2	SECTOR 3	LAP TIME	MPH	DIFF	TIME OF DAY
1 -	28.309	50.200	16.743	1:35.252	74.79	7.311	12:35:29.976
2 -	26.298	47.200	15.310	1:28.808	80.22	0.867	12:36:58.784
3 -	25.264	46.399	16.278	1:27.941 (1)	81.01		12:38:26.725
4 -	25.613	47.420	IN PIT	1:34.880	P 75.09	6.939	12:40:01.605
5 -	OUTLAP	47.233	15.856	3:13.192	36.87	1:45.251	12:43:14.797
6 -	26.110	47.006	15.336	1:28.452	(3) 80.54	0.511	12:44:43.249
7 -	25.503	47.610	15.387	1:28.500	D 80.50	0.559	12:46:11.749
8 -	25.679	48.279	17.820	1:31.778	77.62	3.837	12:47:43.527
9 -	25.793	49.666	16.760	1:32.219	77.25	4.278	12:49:15.746
10 -	25.566	51.852	17.055	1:34.473	75.41	6.532	12:50:50.219
11 -	25.618	54.211	16.153	1:35.982	D 74.22	8.041	12:52:26.201
12 -	25.541	46.618	16.175	1:28.334	(2) 80.65	0.393	12:53:54.535

TCR UK Race Weekend - Donington Park - 9th/10th Sept 2023

SW Motorsports ClubSport Trophy

QUALIFYING - RACE 14 - SECTOR ANALYSIS



SECTOR 1 = FL to I1, SECTOR 2 = I1 to I2, SECTOR 3 = I2 to FL, DIFF = Difference To Personal Best Lap, P = Crossed Finish Line in Pit Lane, D = Time Disallowed

P32 87 E WALDEN/DALTON		Mazda MX-5 Mk1					
IDEAL LAP TIME : 1:27.794		BEST LAP TIME : 1:28.612		DIFFERENCE : 0.818			
LAP	SECTOR 1	SECTOR 2	SECTOR 3	LAP TIME	MPH	DIFF	TIME OF DAY
1 -	28.812	50.920	16.229	1:35.961	74.24	7.349	12:35:36.736
2 -	26.218	48.789	16.981	1:31.988	77.45	3.376	12:37:08.724
3 -	26.805	52.733	IN PIT	1:44.009 P	68.50	15.397	12:38:52.733
4 -	OUTLAP	48.113	15.624	3:20.882	35.46	1:52.270	12:42:13.615
5 -	26.425	48.277	15.489	1:30.194 D	78.99	1.579	12:43:43.806
6 -	25.815	47.204	15.593	1:28.612 (1)	80.40		12:45:12.418
7 -	25.511	48.030	15.369	1:28.910	80.13	0.298	12:46:41.328
8 -	25.692	48.127	15.293	1:29.112	79.95	0.500	12:48:10.440
9 -	25.486	47.986	15.808	1:29.280	79.80	0.668	12:49:39.720
10 -	25.905	47.289	15.697	1:28.891 (3)	80.15	0.279	12:51:08.611
11 -	25.925	47.015	16.446	1:29.386	79.70	0.774	12:52:37.997
12 -	25.996	47.370	15.411	1:28.777 (2)	80.25	0.165	12:54:06.774

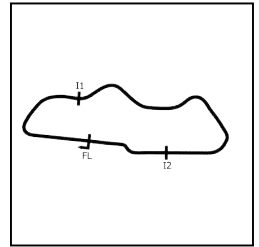
P33 61 C Graham WATERHOUSE		Honda Civic Type R					
IDEAL LAP TIME : 1:29.431		BEST LAP TIME : 1:29.659		DIFFERENCE : 0.228			
LAP	SECTOR 1	SECTOR 2	SECTOR 3	LAP TIME	MPH	DIFF	TIME OF DAY
1 -	30.931	55.561	17.983	1:44.475	68.19	14.816	12:36:06.769
2 -	27.081	50.214	17.254	1:34.549	75.35	4.890	12:37:41.318
3 -	27.492	49.661	16.530	1:33.683	76.05	4.024	12:39:15.001
4 -	26.936	48.610	16.254	1:31.800	77.61	2.141	12:40:46.801
5 -	27.070	48.503	17.067	1:32.640	76.90	2.981	12:42:19.441
6 -	28.416	50.105	IN PIT	1:40.772 P	70.70	11.113	12:44:00.213
7 -	OUTLAP	50.076	16.131	2:10.332	54.66	40.673	12:46:10.545
8 -	25.719	49.284	16.726	1:31.729 (3)	77.67	2.070	12:47:42.274
9 -	26.268	48.038	16.964	1:31.270 (2)	78.06	1.611	12:49:13.544
10 -	26.551	48.255	18.073	1:32.879	76.70	3.220	12:50:46.423
11 -	27.789	49.166	16.717	1:33.672	76.05	4.013	12:52:20.095
12 -	25.947	47.784	15.928	1:29.659 (1)	79.46		12:53:49.754

P34 414 D TUNBRIDGE / SAWYER		Mazda MX5 Mk3					
IDEAL LAP TIME : 1:29.619		BEST LAP TIME : 1:29.789		DIFFERENCE : 0.170			
LAP	SECTOR 1	SECTOR 2	SECTOR 3	LAP TIME	MPH	DIFF	TIME OF DAY
1 -	29.890	49.781	16.313	1:35.984	74.22	6.195	12:35:37.451
2 -	26.055	48.423	16.996	1:31.474	77.88	1.685	12:37:08.925
3 -	26.216	48.658	16.255	1:31.129 (2)	78.18	1.340	12:38:40.054
4 -	26.941	48.502	16.304	1:31.747	77.65	1.958	12:40:11.801
5 -	26.047	47.750	15.992	1:29.789 (1)	79.34		12:41:41.590
6 -	25.877	48.560	IN PIT	1:35.666 P	74.47	5.877	12:43:17.256
7 -	OUTLAP	52.473	17.017	4:08.373	28.68	2:38.584	12:47:25.629
8 -	26.974	50.436	16.502	1:33.912	75.86	4.123	12:48:59.541
9 -	26.367	49.711	16.175	1:32.253	77.22	2.464	12:50:31.794
10 -	27.248	49.422	16.291	1:32.964 D	76.64	3.172	12:52:04.755
11 -	26.268	48.269	16.876	1:31.413 (3)	77.93	1.624	12:53:36.168
12 -	26.927	52.172	19.979	1:39.078	71.90	9.289	12:55:15.246

TCR UK Race Weekend - Donington Park - 9th/10th Sept 2023

SW Motorsports ClubSport Trophy

QUALIFYING - RACE 14 - SECTOR ANALYSIS



SECTOR 1 = FL to I1, SECTOR 2 = I1 to I2, SECTOR 3 = I2 to FL, DIFF = Difference To Personal Best Lap, P = Crossed Finish Line in Pit Lane, D = Time Disallowed

P35 75 C		Craig EMMERSON		BMW 330 E46			
IDEAL LAP TIME : 1:28.925		BEST LAP TIME : 1:30.110		DIFFERENCE : 1.185			
LAP	SECTOR 1	SECTOR 2	SECTOR 3	LAP TIME	MPH	DIFF	TIME OF DAY
1 -	31.680	54.619	18.340	1:44.639	68.08	14.529	12:36:16.266
2 -	28.187	50.542	16.915	1:35.644	74.49	5.534	12:37:51.910
3 -	27.542	49.164	16.610	1:33.316	76.34	3.206	12:39:25.226
4 -	28.540	48.377	16.935	1:33.852	75.91	3.742	12:40:59.078
5 -	26.493	47.962	16.462	1:30.917	78.36	0.807	12:42:29.995
6 -	26.966	47.391	16.976	1:31.333	78.00	1.223	12:44:01.328
7 -	26.605	47.185	16.368	1:30.158 (2)	79.02	0.048	12:45:31.486
8 -	26.101	47.910	16.099	1:30.110 (1)	79.06		12:47:01.596
9 -	25.641	48.959	16.268	1:30.868	78.40	0.758	12:48:32.464
10 -	26.397	47.490	16.347	1:30.234 (3)	78.95	0.124	12:50:02.698
11 -	26.512	48.474	16.801	1:31.787	77.62	1.677	12:51:34.485
12 -	26.123	48.095	16.705	1:30.923	78.35	0.813	12:53:05.408
13 -	26.263	50.725	17.638	1:34.626	75.29	4.516	12:54:40.034

P36 37 B		EVANS / HART		Honda Civic Type R			
IDEAL LAP TIME : 1:28.968		BEST LAP TIME : 1:30.203		DIFFERENCE : 1.235			
LAP	SECTOR 1	SECTOR 2	SECTOR 3	LAP TIME	MPH	DIFF	TIME OF DAY
1 -	28.888	48.786	17.168	1:34.842 (2)	75.12	4.639	12:35:43.039
2 -	25.540	47.704	16.959	1:30.203 (1)	78.98		12:37:13.242
3 -	25.647	2:26.286	IN PIT	3:12.444 P	37.02	1:42.241	12:40:25.686
4 -	OUTLAP	46.469	IN PIT	2:20.817 P	50.59	50.614	12:42:46.503

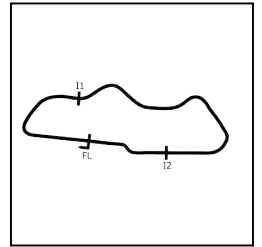
P37 31 E		LOMAS / NORTH		Fiat Panda			
IDEAL LAP TIME : 1:29.762		BEST LAP TIME : 1:30.377		DIFFERENCE : 0.615			
LAP	SECTOR 1	SECTOR 2	SECTOR 3	LAP TIME	MPH	DIFF	TIME OF DAY
1 -	29.097	49.635	16.004	1:34.736	75.20	4.359	12:35:46.697
2 -	27.091	49.401	15.822	1:32.314	77.17	1.937	12:37:19.011
3 -	26.462	48.596	15.706	1:30.764 (2)	78.49	0.387	12:38:49.775
4 -	26.507	48.425	16.042	1:30.974 (3)	78.31	0.597	12:40:20.749
5 -	26.830	47.594	15.953	1:30.377 (1)	78.83		12:41:51.126
6 -	26.534	47.707	IN PIT	1:35.114 P	74.90	4.737	12:43:26.240
7 -	OUTLAP	52.453	17.530	3:03.259	38.87	1:32.882	12:46:29.499
8 -	27.775	52.850	17.294	1:37.919	72.76	7.542	12:48:07.418
9 -	27.810	50.098	16.984	1:34.892	75.08	4.515	12:49:42.310
10 -	27.282	50.174	17.727	1:35.183	74.85	4.806	12:51:17.493
11 -	27.064	51.063	17.066	1:35.193	74.84	4.816	12:52:52.686
12 -	27.018	50.337	16.815	1:34.170	75.65	3.793	12:54:26.856

P38 18 E		Nick DOUGILL		Mazda2			
IDEAL LAP TIME : 1:32.070		BEST LAP TIME : 1:32.768		DIFFERENCE : 0.698			
LAP	SECTOR 1	SECTOR 2	SECTOR 3	LAP TIME	MPH	DIFF	TIME OF DAY
1 -	OUTLAP	56.556	18.091	2:06.430	56.35	33.662	12:36:12.744
2 -	27.850	50.538	16.954	1:35.342	74.72	2.574	12:37:48.086
3 -	27.387	49.485	16.567	1:33.439	76.24	0.671	12:39:21.525
4 -	27.251	49.958	16.934	1:34.143	75.67	1.375	12:40:55.668
5 -	27.206	49.057	16.505	1:32.768 (1)	76.80		12:42:28.436
6 -	27.438	48.598	17.657	1:33.693	76.04	0.925	12:44:02.129
7 -	27.375	49.089	16.876	1:33.340	76.32	0.572	12:45:35.469
8 -	27.444	49.292	16.616	1:33.352	76.32	0.584	12:47:08.821
9 -	27.347	49.337	16.522	1:33.206 (3)	76.43	0.438	12:48:42.027
10 -	27.982	49.011	16.550	1:33.543	76.16	0.775	12:50:15.570
11 -	27.355	48.764	16.771	1:32.890 (2)	76.69	0.122	12:51:48.460
12 -	27.650	51.304	16.266	1:35.220	74.82	2.452	12:53:23.680
13 -	27.815	49.085	IN PIT	1:39.206 P	71.81	6.438	12:55:02.886

TCR UK Race Weekend - Donington Park - 9th/10th Sept 2023

SW Motorsports ClubSport Trophy

QUALIFYING - RACE 14 - SECTOR ANALYSIS



SECTOR 1 = FL to I1, SECTOR 2 = I1 to I2, SECTOR 3 = I2 to FL, DIFF = Difference To Personal Best Lap, P = Crossed Finish Line in Pit Lane, D = Time Disallowed

P39 133 E		RISBRIDGER / OATES		Mazda2 Sport			
IDEAL LAP TIME : 1:32.143		BEST LAP TIME : 1:33.014		DIFFERENCE : 0.871			
LAP	SECTOR 1	SECTOR 2	SECTOR 3	LAP TIME	MPH	DIFF	TIME OF DAY
1 -	OUTLAP	54.598	17.907	2:09.944	54.82	36.930	12:36:27.173
2 -	27.906	51.084	16.641	1:35.631	74.50	2.617	12:38:02.804
3 -	27.448	51.417	16.482	1:35.347	74.72	2.333	12:39:38.151
4 -	27.279	49.951	16.591	1:33.821	75.93	0.807	12:41:11.972
5 -	28.088	52.646	IN PIT	1:42.138	P 69.75	9.124	12:42:54.110
6 -	OUTLAP	49.934	17.514	2:55.423	D 40.61	1:22.409	12:45:49.533
7 -	27.346	52.622	17.787	1:37.755	72.88	4.741	12:47:27.288
8 -	26.982	49.195	16.837	1:33.014 (1)	76.59		12:49:00.302
9 -	26.803	50.520	16.738	1:34.061	75.74	1.047	12:50:34.363
10 -	26.777	48.884	17.633	1:33.294	(2) 76.36	0.280	12:52:07.657
11 -	27.031	50.002	16.773	1:33.806	(3) 75.95	0.792	12:53:41.463

P40 66 D		BONSOR / HACKETT		MGZR			
IDEAL LAP TIME : 1:33.907		BEST LAP TIME : 1:34.098		DIFFERENCE : 0.191			
LAP	SECTOR 1	SECTOR 2	SECTOR 3	LAP TIME	MPH	DIFF	TIME OF DAY
1 -	29.835	51.573	16.858	1:38.266	72.50	4.168	12:35:58.706
2 -	27.194	50.428	16.476	1:34.098 (1)	75.71		12:37:32.804
3 -	27.079	51.154	16.708	1:34.941	(2) 75.04	0.843	12:39:07.745
4 -	27.418	51.819	16.599	1:35.836	74.34	1.738	12:40:43.581
5 -	27.334	51.105	16.749	1:35.188	(3) 74.84	1.090	12:42:18.769
6 -	27.976	50.398	IN PIT	1:39.137	P 71.86	5.039	12:43:57.906
7 -	OUTLAP	53.174	17.643	4:37.929	25.63	3:03.831	12:48:35.835
8 -	27.510	50.352	18.011	1:35.873	74.31	1.775	12:50:11.708
9 -	27.749	50.455	18.625	1:36.829	73.57	2.731	12:51:48.537

TCR UK Race Weekend - Donington Park - 9th/10th Sept 2023

SW Motorsports ClubSport Trophy

QUALIFYING - RACE 14 - BEST SECTORS

SECTOR 1			SECTOR 2			SECTOR 3			IDEAL / BEST COMPARISON						
POS	NO	NAME	TIME	NO	NAME	TIME	NO	NAME	TIME	POS	NO	NAME	IDEAL	BEST	DIFF
													PERFECT LAP	1:16.645	
1	5	ALFORD	21.936	5	ALFORD	41.186	5	ALFORD	13.523	1	5	ALFORD	1:16.645	1:17.766	1.121
2	6	PARKIN	22.522	6	PARKIN	41.550	6	PARKIN	13.602	2	6	PARKIN	1:17.674	1:17.674	0.000
3	118	MAY	22.612	3	SUMMERS	41.728	3	SUMMERS	13.776	3	3	SUMMERS	1:18.525	1:18.838	0.313
4	15	DYER	22.767	25	HINSON	41.939	25	HINSON	13.926	4	25	HINSON	1:18.657	1:18.725	0.068
5	25	HINSON	22.792	12	MEE	42.083	27	BILIMORIA	13.929	5	12	MEE	1:19.285	1:19.589	0.304
6	122	KAVANAGH	22.914	122	KAVANAGH	42.398	15	DYER	13.950	6	122	KAVANAGH	1:19.377	1:19.672	0.295
7	115	HUNTER	22.997	27	BILIMORIA	42.434	115	HUNTER	14.018	7	27	BILIMORIA	1:19.413	1:19.758	0.345
8	3	SUMMERS	23.021	15	DYER	42.725	173	BOOTH/MAKAR	14.043	8	15	DYER	1:19.442	1:19.931	0.489
9	27	BILIMORIA	23.050	115	HUNTER	42.756	122	KAVANAGH	14.065	9	115	HUNTER	1:19.771	1:20.126	0.355
10	173	BOOTH/MAKAR	23.111	173	BOOTH/MAKAR	42.875	12	MEE	14.067	10	173	BOOTH/MAKAR	1:20.029	1:20.540	0.511
11	12	MEE	23.135	36	DUNMORE	43.560	36	DUNMORE	14.415	11	118	MAY	1:21.022	1:22.108	1.086
12	36	DUNMORE	23.526	118	MAY	43.639	831	ADAMS	14.534	12	36	DUNMORE	1:21.501	1:21.964	0.463
13	50	WALKINGSHAW	23.775	261	SALEM	43.769	261	SALEM	14.619	13	261	SALEM	1:22.187	1:22.710	0.523
14	261	SALEM	23.799	50	WALKINGSHAW	44.133	107	WATSON / HARRISON	14.625	14	831	ADAMS	1:22.779	1:22.937	0.158
15	831	ADAMS	24.020	831	ADAMS	44.225	118	MAY	14.771	15	50	WALKINGSHAW	1:22.836	1:23.474	0.638
16	45	MURPHY	24.239	107	WATSON / HARRISON	44.359	16	SILVAIN	14.819	16	107	WATSON / HARRISON	1:23.342	1:23.524	0.182
17	333	KILROY	24.246	14	COULSON	44.531	19	BELL	14.881	17	14	COULSON	1:23.833	1:23.833	0.000
18	14	COULSON	24.313	45	MURPHY	44.644	50	WALKINGSHAW	14.928	18	45	MURPHY	1:23.871	1:24.491	0.620
19	107	WATSON / HARRISON	24.358	333	KILROY	44.714	62	STONE	14.971	19	333	KILROY	1:24.076	1:24.377	0.301
20	62	STONE	24.401	62	STONE	44.888	45	MURPHY	14.988	20	62	STONE	1:24.260	1:24.329	0.069
21	241	MASSEY	24.490	16	SILVAIN	45.159	14	COULSON	14.989	21	16	SILVAIN	1:24.689	1:25.134	0.445
22	19	BELL	24.588	165	PERFECT/HART	45.210	165	PERFECT/HART	15.009	22	165	PERFECT/HART	1:24.996	1:26.647	1.651
23	16	SILVAIN	24.711	241	MASSEY	45.625	241	MASSEY	15.087	23	241	MASSEY	1:25.202	1:25.910	0.708
24	165	PERFECT/HART	24.777	17	MORRIS	45.746	333	KILROY	15.116	24	19	BELL	1:25.249	1:25.347	0.098
25	181	CONNELL	24.876	181	CONNELL	45.776	22	FANTANA	15.257	25	17	MORRIS	1:25.942	1:26.087	0.145
26	17	MORRIS	24.877	19	BELL	45.780	87	WALDEN/DALTON	15.293	26	181	CONNELL	1:26.013	1:26.487	0.474
27	44	McGINLEY	24.898	44	McGINLEY	45.813	171	SMITH / DENNISON	15.310	27	44	McGINLEY	1:26.043	1:26.457	0.414
28	22	FANTANA	25.194	171	SMITH / DENNISON	46.399	17	MORRIS	15.319	28	22	FANTANA	1:26.967	1:27.202	0.235
29	271	BLAKE	25.239	271	BLAKE	46.456	44	McGINLEY	15.332	29	171	SMITH / DENNISON	1:26.973	1:27.941	0.968
30	171	SMITH / DENNISON	25.264	37	EVANS / HART	46.469	181	CONNELL	15.361	30	271	BLAKE	1:27.104	1:27.438	0.334
31	87	WALDEN/DALTON	25.486	22	FANTANA	46.516	271	BLAKE	15.409	31	87	WALDEN/DALTON	1:27.794	1:28.612	0.818
32	37	EVANS / HART	25.540	87	WALDEN/DALTON	47.015	31	LOMAS / NORTH	15.706	32	75	EMMERSON	1:28.925	1:30.110	1.185
33	75	EMMERSON	25.641	75	EMMERSON	47.185	61	WATERHOUSE	15.928	33	37	EVANS / HART	1:28.968	1:30.203	1.235
34	61	WATERHOUSE	25.719	31	LOMAS / NORTH	47.594	414	TUNBRIDGE / SAWYER	15.992	34	61	WATERHOUSE	1:29.431	1:29.659	0.228
35	414	TUNBRIDGE / SAWYER	25.877	414	TUNBRIDGE / SAWYER	47.750	75	EMMERSON	16.099	35	414	TUNBRIDGE / SAWYER	1:29.619	1:29.789	0.170
36	31	LOMAS / NORTH	26.462	61	WATERHOUSE	47.784	18	DOUGILL	16.266	36	31	LOMAS / NORTH	1:29.762	1:30.377	0.615
37	133	RISBRIDGER / OATES	26.777	18	DOUGILL	48.598	66	BONSOR / HACKETT	16.476	37	18	DOUGILL	1:32.070	1:32.768	0.698
38	66	BONSOR / HACKETT	27.079	133	RISBRIDGER / OATES	48.884	133	RISBRIDGER / OATES	16.482	38	133	RISBRIDGER / OATES	1:32.143	1:33.014	0.871
39	18	DOUGILL	27.206	66	BONSOR / HACKETT	50.352	37	EVANS / HART	16.959	39	66	BONSOR / HACKETT	1:33.907	1:34.098	0.191
40										40	95	KALSI/SYCAMORE		1:24.217	

TCR UK Race Weekend - Donington Park - 9th/10th Sept 2023

SW Motorsports ClubSport Trophy

QUALIFYING - RACE 14 - STATISTICS

Competitors Started 40
Planned Start 2023-09-10 @ 12:30:00.000
Actual Start 2023-09-10 @ 12:33:36.199
Finish Time 2023-09-10 @ 12:53:39.132
Track Length 1.9790mi.
Total Laps 492
Total Distance Covered 973.7010mi.

Session Fastest Lap History

NO	CL	NAME	LAP TIME	TIME OF DAY	LAP	VEHICLE
95	D	KALSI/SYCAMORE	1:28.887	12:35:23.944	1	Mazda MX-5 MK3
118	A	David MAY	1:23.988	12:35:26.989	1	Nissan 370Z
27	A	Phiroze BILIMORIA	1:20.990	12:36:46.865	2	VW Scirocco
5	A	James ALFORD	1:18.751	12:36:48.932	2	VW Golf
5	A	James ALFORD	1:18.306	12:39:26.031	4	VW Golf
5	A	James ALFORD	1:17.766	12:40:43.776	5	VW Golf
6	B	Scott PARKIN	1:17.674	12:49:53.031	10	Audi TTCR

Flag History

TYPE	TIME OF DAY
GREEN	12:33:36.199
FINISH	12:53:39.132

Flag Statistics

TYPE	COUNT	TOTAL LAPS	TOTAL TIME
Green	1	15	22:50.980
Red	0	0	0.000
Safety Car	0	0	0.000
FCY	0	0	0.000

TCR UK Race Weekend - Donington Park - 9th/10th Sept 2023

SW Motorsports ClubSport Trophy

QUALIFYING - RACE 14 - STATISTICS

CLASS : A

5 Starters

Fastest Lap History

NO	NAME	LAP TIME	TIME OF DAY	LAP	VEHICLE
27	Phiroze BILIMORIA	1:31.567	12:35:25.875	1	VW Scirocco
118	David MAY	1:23.988	12:35:26.989	1	Nissan 370Z
27	Phiroze BILIMORIA	1:20.990	12:36:46.865	2	VW Scirocco
5	James ALFORD	1:18.751	12:36:48.932	2	VW Golf
5	James ALFORD	1:18.306	12:39:26.031	4	VW Golf
5	James ALFORD	1:17.766	12:40:43.776	5	VW Golf

TCR UK Race Weekend - Donington Park - 9th/10th Sept 2023

SW Motorsports ClubSport Trophy

QUALIFYING - RACE 14 - STATISTICS

CLASS : B

8 Starters

Fastest Lap History

NO	NAME	LAP TIME	TIME OF DAY	LAP	VEHICLE
50	Ben WALKINGSHAW	1:32.481	12:35:38.522	1	VW Scirocco R
36	Eliot DUNMORE	1:31.486	12:35:39.042	1	Subaru BRZ
25	Paul HINSON	1:27.229	12:35:44.580	1	BMW Compact
36	Eliot DUNMORE	1:25.966	12:37:05.008	2	Subaru BRZ
25	Paul HINSON	1:21.435	12:37:06.015	2	BMW Compact
6	Scott PARKIN	1:19.843	12:37:42.120	2	Audi TTCR
25	Paul HINSON	1:19.538	12:39:45.995	4	BMW Compact
6	Scott PARKIN	1:18.491	12:40:21.295	4	Audi TTCR
6	Scott PARKIN	1:18.416	12:48:35.357	9	Audi TTCR
6	Scott PARKIN	1:17.674	12:49:53.031	10	Audi TTCR

TCR UK Race Weekend - Donington Park - 9th/10th Sept 2023

SW Motorsports ClubSport Trophy

QUALIFYING - RACE 14 - STATISTICS

CLASS : C

8 Starters

Fastest Lap History

NO	NAME	LAP TIME	TIME OF DAY	LAP	VEHICLE
115	Jonathan HUNTER	1:28.730	12:35:47.244	1	VW Scirocco
115	Jonathan HUNTER	1:23.736	12:37:10.977	2	VW Scirocco
115	Jonathan HUNTER	1:21.258	12:39:57.621	4	VW Scirocco
115	Jonathan HUNTER	1:20.817	12:41:18.438	5	VW Scirocco
115	Jonathan HUNTER	1:20.464	12:46:44.585	9	VW Scirocco
115	Jonathan HUNTER	1:20.126	12:50:48.584	12	VW Scirocco

TCR UK Race Weekend - Donington Park - 9th/10th Sept 2023

SW Motorsports ClubSport Trophy

QUALIFYING - RACE 14 - STATISTICS

CLASS : D

10 Starters

Fastest Lap History

NO	NAME	LAP TIME	TIME OF DAY	LAP	VEHICLE
95	KALSI/SYCAMORE	1:28.887	12:35:23.944	1	Mazda MX-5 MK3
95	KALSI/SYCAMORE	1:26.145	12:36:50.089	2	Mazda MX-5 MK3
261	Jonathan SALEM	1:25.534	12:38:33.006	3	MINI R53
95	KALSI/SYCAMORE	1:24.701	12:39:39.991	4	Mazda MX-5 MK3
261	Jonathan SALEM	1:24.061	12:39:57.154	4	MINI R53
14	Jared COULSON	1:23.833	12:40:02.419	4	Renault Clio 197
261	Jonathan SALEM	1:23.581	12:41:20.735	5	MINI R53
261	Jonathan SALEM	1:22.781	12:42:43.517	6	MINI R53
261	Jonathan SALEM	1:22.710	12:46:58.396	9	MINI R53

TCR UK Race Weekend - Donington Park - 9th/10th Sept 2023

SW Motorsports ClubSport Trophy

QUALIFYING - RACE 14 - STATISTICS

CLASS : E

9 Starters

Fastest Lap History

NO	NAME	LAP TIME	TIME OF DAY	LAP	VEHICLE
16	Kevin SILVAIN	1:30.848	12:35:27.000	1	Mazda MX-5 MK1
16	Kevin SILVAIN	1:25.227	12:36:52.233	2	Mazda MX-5 MK1
16	Kevin SILVAIN	1:25.134	12:52:45.911	11	Mazda MX-5 MK1


TCR UK Race Weekend - Donington Park - 9th/10th Sept 2023

SW Motorsports ClubSport Trophy

RACE 14 - GRID (45 minutes)

ROW 20	39	133 1:33.014 RISBRIDGER / OATES	40	66 1:34.098 BONSOR / HACKETT
ROW 19	37	31 1:30.377 LOMAS / NORTH	38	18 1:32.768 Nick DOUGILL
ROW 18	35	75 1:30.110 Craig EMMERSON	36	37 1:30.203 EVANS / HART
ROW 17	33	61 1:29.659 Graham WATERHOUSE	34	414 1:29.789 TUNBRIDGE / SAWYER
ROW 16	31	171 1:27.941 SMITH / DENNISON	32	87 1:28.612 WALDEN/DALTON
ROW 15	29	22 1:27.202 Chris FANTANA	30	271 1:27.438 Dan BLAKE
ROW 14	27	181 1:26.487 Paul CONNELL	28	165 1:26.647 PERFECT/HART
ROW 13	25	17 1:26.087 Kate MORRIS	26	44 1:26.457 Chris McGINLEY
ROW 12	23	19 1:25.347 Cameron BELL	24	241 1:25.910 Matt MASSEY
ROW 11	21	45 1:24.491 Brendan MURPHY	22	16 1:25.134 Kevin SILVAIN
ROW 10	19	62 1:24.329 Chris STONE	20	333 1:24.377 Stuart KILROY
ROW 9	17	14 1:23.833 Jared COULSON	18	95 1:24.217 KALSI/SYCAMORE
ROW 8	15	50 1:23.474 Ben WALKINGSHAW	16	107 1:23.524 WATSON / HARRISON
ROW 7	13	261 1:22.710 Jonathan SALEM	14	831 1:22.937 Paul ADAMS
ROW 6	11	36 1:21.964 Eliot DUNMORE	12	118 1:22.108 David MAY
ROW 5	9	115 1:20.126 Jonathan HUNTER	10	173 1:20.540 BOOTH/MAKAR
ROW 4	7	27 1:19.758 Phiroze BILIMORIA	8	15 1:19.931 Andrew DYER
ROW 3	5	12 1:19.589 Johnathan MEE	6	122 1:19.672 Shay KAVANAGH
ROW 2	3	25 1:18.725 Paul HINSON	4	3 1:18.838 Steven SUMMERS
ROW 1	1	6 1:17.674 Scott PARKIN	2	5 1:17.766 James ALFORD

Pole



Donington Park National: 1.9790 miles

These results are provisional until the conclusion of any judicial and technical matters.

Clerk Of Course : Graham Lindley	Stewards :	Timekeeper : Richard Lomax
----------------------------------	------------	----------------------------

TCR UK Race Weekend - Donington Park - 9th/10th Sept 2023

SW Motorsports ClubSport Trophy

RACE 14 - CLASSIFICATION

POS	NO	CL	PIC NAME	ENTRY	LAPS	TIME	GAP	DIFF	MPH	BEST	ON
1	6	B	1 Scott PARKIN	Audi TTRC	22	31:18.637			83.36	1:18.370	22
2	5*	A	1 James ALFORD	VW Golf	22	31:37.982	19.345	19.345	82.51	1:18.347	10
3	15	A	2 Andrew DYER	Audi TTRC	22	31:43.522	24.885	5.540	82.27	1:19.904	17
4	3	B	2 Steven SUMMERS	Lotus Elise S1	22	31:54.484	35.847	10.962	81.80	1:19.346	17
5	115	B	3 Jonathan HUNTER	VW Scirocco	22	31:55.252	36.615	0.768	81.76	1:19.838	19
6	27	A	3 Phiroze BILIMORIA	VW Scirocco	22	31:57.377	38.740	2.125	81.67	1:19.720	16
7	122*	A	4 Shay KAVANAGH	Honda Civic	22	32:28.215	1:09.578	30.838	80.38	1:20.216	18
8	36	B	4 Eliot DUNMORE	Subaru BRZ	21	31:15.743	1 Lap	1 Lap	79.69	1:22.484	16
9	173	B	5 BOOTH/MAKAR	Audi TT	21	31:26.674	1 Lap	10.931	79.22	1:22.341	13
10	14	D	1 Jared COULSON	Renault Clio 197	21	31:45.303	1 Lap	18.629	78.45	1:23.684	7
11	333	C	1 Stuart KILROY	Peugeot 207 GTi	21	31:56.841	1 Lap	11.538	77.98	1:23.714	7
12	62	C	2 Chris STONE	Honda Civic Type R	21	31:59.823	1 Lap	2.982	77.86	1:23.275	15
13	831	C	3 Paul ADAMS	Renault Clio 197	21	32:00.788	1 Lap	0.965	77.82	1:23.624	7
14	95	D	2 KALS/SYCAMORE	Mazda MX-5 MK3	21	32:10.126	1 Lap	9.338	77.44	1:23.717	8
15	107	D	3 WATSON / HARRISON	Renault Clio RS200	21	32:29.720	1 Lap	19.594	76.66	1:23.986	8
16	45*	C	4 Brendan MURPHY	BMW Compact	21	32:31.202	1 Lap	1.482	76.60	1:23.853	8
17	19*	D	4 Cameron BELL	Toyota MR2 Roadster	21	32:59.747	1 Lap	28.545	75.50	1:25.914	14
18	22	E	1 Chris FANTANA	Mazda MX-5 Mk1	20	31:33.419	2 Laps	1 Lap	75.18	1:26.982	8
19	16	E	2 Kevin SILVAIN	Mazda MX-5 MK1	20	31:45.972	2 Laps	12.553	74.68	1:24.561	19
20	87	E	3 WALDEN/DALTON	Mazda MX-5 Mk1	20	32:04.648	2 Laps	18.676	73.96	1:27.454	15
21	171*	E	4 SMITH / DENNISON	Mazda Mx5 Mk1	20	32:15.082	2 Laps	10.434	73.56	1:27.596	19
22	17	D	5 Kate MORRIS	Renault Clio 200	20	32:16.653	2 Laps	1.571	73.50	1:28.189	20
23	133	E	5 RISBRIDGER / OATES	Mazda2 Sport	19	32:08.054	3 Laps	1 Lap	70.13	1:32.906	8
24	31	E	6 LOMAS / NORTH	Fiat Panda	19	32:12.190	3 Laps	4.136	69.98	1:30.914	5
25	414	D	6 TUNBRIDGE / SAWYER	Mazda MX5 Mk3	19	32:12.939	3 Laps	0.749	69.96	1:30.285	19
26	18	E	7 Nick DOUGILL	Mazda2	19	32:13.813	3 Laps	0.874	69.93	1:33.136	15
27	66	D	7 BONSOR / HACKETT	MGZR	19	32:33.658	3 Laps	19.845	69.21	1:33.215	13
28	75	C	5 Craig EMMERSON	BMW 330 E46	19	32:47.520	3 Laps	13.862	68.73	1:31.127	18

NOT CLASSIFIED

DNF	241*	C	Matt MASSEY	Honda Civic Type R	13	22:22.816	9 Laps	6 Laps	68.87	1:25.606	3
DNF	118	A	David MAY	Nissan 370Z	10	15:19.811	12 Laps	3 Laps	77.30	1:17.609	2
DNF	12	B	Johnathan MEE	Lotus Elise	9	12:19.724	13 Laps	1 Lap	86.49	1:20.124	5
DNF	25	B	Paul HINSON	BMW Compact	5	6:59.726	17 Laps	4 Laps	84.54	1:19.548	4
DNF	37	B	EVANS / HART	Honda Civic Type R	1	1:40.593	21 Laps	4 Laps	69.46		

NOT STARTED

NS	44	E	Chris McGINLEY	BMW Compact
NS	50	B	Ben WALKINGSHAW	VW Scirocco R
NS	61	C	Graham WATERHOUSE	Honda Civic Type R
NS	165	D	PERFECT/HART	BMW 318ti
NS	181	E	Paul CONNELL	VW Golf GTi 16V Mk2
NS	261	D	Jonathan SALEM	MINI R53
NS	271	D	Dan BLAKE	Renault Clio 197

FASTEST LAP

118	A	David MAY	Nissan 370Z	2	1:17.609	91.80 mph	147.74 kph
6	B	Scott PARKIN	Audi TTRC	22	1:18.370	90.91 mph	146.30 kph
62	C	Chris STONE	Honda Civic Type R	15	1:23.275	85.55 mph	137.68 kph
14	D	Jared COULSON	Renault Clio 197	7	1:23.684	85.13 mph	137.01 kph
16	E	Kevin SILVAIN	Mazda MX-5 MK1	19	1:24.561	84.25 mph	135.59 kph

Weather / Track : Bright / Dry

These results are provisional until the conclusion of any judicial and technical matters.

Race Distance: 22 Laps / 43.53 miles

Donington Park National: 1.9790 miles

Date: 10/09/2023 Start: 17:58 Finish: 18:30

Clerk Of Course : Graham Lindley	Stewards :	Timekeeper : Richard Lomax
----------------------------------	------------	----------------------------

TCR UK Race Weekend - Donington Park - 9th/10th Sept 2023**SW Motorsports ClubSport Trophy****RACE 14 - CLASSIFICATION**

Cars 44, 50, 61, 165, 181, 261, 271 did not take the restart

*Car 5 - 31.316 seconds penalty for short pit stop

*Car 19 - 30.534 seconds penalty for short pit stop

*Car 45 - 31.539 seconds penalty for short pit stop

*Car 122 - 30.145 seconds penalty for short pit stop

*Car 171 - 32.201 seconds penalty for short pit stop

*Car 241 - 33.025 seconds penalty for short pit stop

Weather / Track : Bright / Dry

These results are provisional until the conclusion of any judicial and technical matters.

Race Distance: 22 Laps / 43.53 miles

Donington Park National: 1.9790 miles

Date: 10/09/2023 Start: 17:58 Finish: 18:30

Clerk Of Course : Graham Lindley	Stewards :	Timekeeper : Richard Lomax
----------------------------------	------------	----------------------------

TCR UK Race Weekend - Donington Park - 9th/10th Sept 2023

SW Motorsports ClubSport Trophy

RACE 14 - LAP CHART

LAP 1 @ 18:00:20.216			LAP 2 @ 18:01:38.928			LAP 3 @ 18:02:58.018			LAP 4 @ 18:04:17.192			LAP 5 @ 18:05:35.365		
NO	BEHIND	LAP TIME	NO	BEHIND	LAP TIME	NO	BEHIND	LAP TIME	NO	BEHIND	LAP TIME	NO	BEHIND	LAP TIME
5		1:22.697	5		1:18.712	5		1:19.090	5		1:19.174	118		1:17.871
6	0.835	1:23.532	6	1.058	1:18.935	118	1.718	1:18.189	118	0.302	1:17.758	5	1.620	1:19.793
15	1.998	1:24.695	118	2.619	1:17.609	6	2.064	1:20.096	6	1.993	1:19.103	6	2.753	1:18.933
3	3.245	1:25.942	15	3.226	1:19.940	15	4.597	1:20.461	15	5.759	1:20.336	15	8.086	1:20.500
118	3.722	1:26.419	3	4.346	1:19.813	3	5.677	1:20.421	3	6.279	1:19.776	3	8.395	1:20.289
27	4.059	1:26.756	27	5.606	1:20.259	25	7.958	1:21.152	25	8.332	1:19.548	27	11.355	1:20.056
25	4.449	1:27.146	25	5.896	1:20.159	27	8.128	1:21.612	27	9.472	1:20.518	115	11.690	1:20.008
115	4.965	1:27.662	115	6.417	1:20.164	115	8.423	1:21.096	115	9.855	1:20.606	12	12.221	1:20.124
12	5.406	1:28.103	12	6.998	1:20.304	12	8.898	1:20.990	12	10.270	1:20.546	122	15.780	1:21.022
122	6.122	1:28.819	122	9.113	1:21.703	122	11.446	1:21.423	122	12.931	1:20.659	25	21.880	1:31.721 P
36	7.329	1:30.026	36	11.430	1:22.813	36	15.484	1:23.144	36	18.906	1:22.596	36	23.789	1:23.056
173	8.000	1:30.697	173	13.462	1:24.174	173	19.083	1:24.711	173	23.913	1:24.004	173	29.649	1:23.909
831	9.079	1:31.776	831	14.593	1:24.226	831	20.694	1:25.191	831	25.245	1:23.725	831	31.287	1:24.215
14	9.615	1:32.312	14	16.366	1:25.463	14	22.019	1:24.743	14	26.975	1:24.130	14	33.970	1:25.168
16	10.665	1:33.362	16	17.230	1:25.277	16	23.069	1:24.929	16	28.901	1:25.006	333	36.189	1:24.429
19	11.868	1:34.565	333	19.174	1:25.229	333	24.768	1:24.684	333	29.933	1:24.339	16	36.737	1:26.009
333	12.657	1:35.354	19	19.689	1:26.533	95	26.880	1:25.920	95	32.073	1:24.367	95	38.006	1:24.106
95	12.990	1:35.687	95	20.050	1:25.772	19	27.360	1:26.761	62	34.183	1:25.777	62	40.187	1:24.177
107	14.574	1:37.271	62	21.194	1:25.177	62	27.580	1:25.476	19	34.696	1:26.510	45	42.675	1:24.528
62	14.729	1:37.426	241	22.460	1:26.123	241	28.976	1:25.606	45	36.320	1:25.591	19	43.000	1:26.477
241	15.049	1:37.746	45	23.871	1:27.093	45	29.903	1:25.122	241	36.835	1:27.033	107	43.958	1:24.301
45	15.490	1:38.187	107	24.091	1:28.229	107	30.443	1:25.442	107	37.830	1:26.561	241	47.077	1:28.415
22	16.199	1:38.896	22	25.508	1:28.021	22	34.370	1:27.952	22	42.905	1:27.709	22	52.669	1:27.937
171	16.767	1:39.464	171	26.125	1:28.070	171	35.958	1:28.923	171	44.845	1:28.061	171	55.343	1:28.671
37	17.896	1:40.593	17	31.591	1:31.751	17	42.672	1:30.171	17	52.574	1:29.076	17	1:03.375	1:28.974
17	18.552	1:41.249	87	32.374	1:32.043	87	43.344	1:30.060	87	53.423	1:29.253	87	1:04.463	1:29.213
87	19.043	1:41.740	18	37.308	1:34.242	18	52.136	1:33.918	414	1:05.447	1:31.931	414	1:18.732	1:31.458
18	21.778	1:44.475	66	38.857	1:34.785	414	52.690	1:31.410	18	1:06.871	1:33.909	31	1:19.765	1:30.914
66	22.784	1:45.481	414	40.370	1:33.145	31	54.696	1:32.599	31	1:07.024	1:31.502			
75	25.191	1:47.888	31	41.187	1:32.645	66	55.329	1:35.562	75	1:12.314	1:34.625			
414	25.937	1:48.634	75	42.244	1:35.765	75	56.863	1:33.709	66	1:12.518	1:36.363			
133	27.024	1:49.721	133	42.608	1:34.296	133	58.252	1:34.734	133	1:13.216	1:34.138			
31	27.254	1:49.951												

TCR UK Race Weekend - Donington Park - 9th/10th Sept 2023

SW Motorsports ClubSport Trophy

RACE 14 - LAP CHART

LAP 6 @ 18:06:56.815			LAP 7 @ 18:08:15.756			LAP 8 @ 18:09:34.046			LAP 9 @ 18:10:57.322			LAP 10 @ 18:12:16.665		
NO	BEHIND	LAP TIME	NO	BEHIND	LAP TIME	NO	BEHIND	LAP TIME	NO	BEHIND	LAP TIME	NO	BEHIND	LAP TIME
118		1:21.450	118		1:18.941	118		1:18.290	6		1:20.994	6		1:19.343
5	0.199	1:20.029	5	0.530	1:19.272	6	2.282	1:19.120	118	0.053	1:23.329 P	22	1 Lap	1:27.796
6	0.780	1:19.477	6	1.452	1:19.613	5	3.744	1:21.504 P	3	9.310	1:20.346	171	1 Lap	1:28.585
15	8.000	1:21.364	15	9.562	1:20.503	87	1 Lap	1:30.854	15	9.821	1:20.078	3	9.445	1:19.478
66	1 Lap	1:35.505	3	9.802	1:20.297	17	1 Lap	1:34.485 P	87	1 Lap	1:30.161	15	10.730	1:20.252
3	8.446	1:21.501	414	1 Lap	1:34.088	3	12.240	1:20.728	27	15.597	1:20.190	27	18.388	1:22.134
133	1 Lap	1:35.118	31	1 Lap	1:33.550	15	13.019	1:21.747	115	17.149	1:23.782 P	122	20.023	1:21.537
75	1 Lap	1:38.274	115	14.441	1:21.553	115	16.643	1:20.492	122	17.829	1:20.351	87	1 Lap	1:31.208
18	1 Lap	1:44.034	27	16.354	1:22.907	27	18.683	1:20.619	12	19.921	1:23.365 P	5	1 Lap	3:14.711
115	11.829	1:21.589	12	17.111	1:23.359	12	19.832	1:21.011	414	1 Lap	1:31.966	414	1 Lap	1:36.729 P
27	12.388	1:22.483	122	17.606	1:21.499	122	20.754	1:21.438	31	1 Lap	1:31.119	14	54.846	1:24.632
12	12.693	1:21.922	133	1 Lap	1:34.289	414	1 Lap	1:33.419	36	38.165	1:26.445 P	31	1 Lap	1:37.619 P
122	15.048	1:20.718	18	1 Lap	1:35.889	31	1 Lap	1:34.369	831	47.285	1:25.124	831	57.191	1:29.249 P
36	24.954	1:22.615	66	1 Lap	1:39.943	36	34.996	1:23.725	133	1 Lap	1:32.906	17	2 Laps	3:32.189
173	32.671	1:24.472	36	29.561	1:23.548	133	1 Lap	1:33.424	14	49.557	1:25.012	95	59.007	1:24.868
831	34.113	1:24.276	75	1 Lap	1:37.923	18	1 Lap	1:33.872	333	51.392	1:25.798	333	59.836	1:27.787 P
14	37.227	1:24.707	173	37.855	1:24.125	831	45.437	1:24.931	95	53.482	1:25.740	133	1 Lap	1:36.634 P
333	38.620	1:23.881	831	38.796	1:23.624	66	1 Lap	1:35.834	18	1 Lap	1:34.726	107	1:06.797	1:25.148
95	40.426	1:23.870	14	41.970	1:23.684	75	1 Lap	1:35.739	45	59.233	1:25.403	45	1:08.701	1:28.811 P
16	41.041	1:25.754	333	43.393	1:23.714	14	47.821	1:24.141	107	1:00.992	1:26.487	18	1 Lap	1:34.986 P
62	43.599	1:24.862	95	45.591	1:24.106	173	48.739	1:29.174 P	62	1:01.207	1:28.065 P	16	2 Laps	4:14.517
45	46.052	1:24.827	62	50.304	1:25.646	333	48.870	1:23.767	75	1 Lap	1:41.757 P	19	1:18.576	1:29.881 P
107	46.835	1:24.327	45	51.543	1:24.432	95	51.018	1:23.717	19	1:08.038	1:26.651			
19	48.026	1:26.476	107	52.085	1:24.191	62	56.418	1:24.404	66	1 Lap	1:46.101 P			
241	55.125	1:29.498	19	56.221	1:27.136	45	57.106	1:23.853	241	1:16.411	1:27.174			
22	59.141	1:27.922	16	1:04.204	1:42.104 P	107	57.781	1:23.986						
171	1:01.927	1:28.034	241	1:04.633	1:28.449	19	1:04.663	1:26.732						
17	1:11.350	1:29.425	22	1:07.755	1:27.555	241	1:12.513	1:26.170						
87	1:11.756	1:28.743	171	1:11.224	1:28.238	22	1:16.447	1:26.982						
						171	1:20.853	1:27.919						

TCR UK Race Weekend - Donington Park - 9th/10th Sept 2023

SW Motorsports ClubSport Trophy

RACE 14 - LAP CHART

LAP 11 @ 18:13:35.971			LAP 12 @ 18:14:55.127			LAP 13 @ 18:16:20.127			LAP 14 @ 18:18:06.847			LAP 15 @ 18:19:31.658		
NO	BEHIND	LAP TIME	NO	BEHIND	LAP TIME	NO	BEHIND	LAP TIME	NO	BEHIND	LAP TIME	NO	BEHIND	LAP TIME
6		1:19.306	6		1:19.156	6		1:25.000 P	122		1:22.602	122		1:24.811 P
173	2 Laps	3:22.236	36	2 Laps	3:23.024	36	2 Laps	1:23.780	333	2 Laps	1:24.501	95	2 Laps	3:22.108
22	1 Lap	1:27.913	16	3 Laps	1:25.792	16	3 Laps	1:26.305	5	1 Lap	1:19.915	333	2 Laps	1:23.899
3	10.736	1:20.597	173	2 Laps	1:24.742	173	2 Laps	1:25.017	831	2 Laps	1:25.849	831	2 Laps	1:23.962
15	12.226	1:20.802	3	16.345	1:24.765 P	22	1 Lap	1:29.494	45	2 Laps	1:25.634	45	2 Laps	1:24.051
171	1 Lap	1:28.462	15	16.981	1:23.911 P	831	2 Laps	3:29.945	22	1 Lap	1:31.131 P	6	1 Lap	3:19.491
241	1 Lap	1:40.028 P	22	1 Lap	1:27.924	333	2 Laps	3:27.586	62	2 Laps	1:25.108	62	2 Laps	1:24.519
122	22.754	1:22.037	122	24.973	1:21.375	122	24.118	1:24.145	31	3 Laps	1:36.619	15	1 Lap	1:20.643
27	25.798	1:26.716 P	171	1 Lap	1:32.249 P	45	2 Laps	3:22.283	19	2 Laps	1:26.751	107	2 Laps	3:35.353
5	1 Lap	1:18.347	62	2 Laps	3:25.978	5	1 Lap	1:20.176	15	1 Lap	3:20.857	19	2 Laps	1:27.147
87	1 Lap	1:33.883 P	5	1 Lap	1:18.554	31	3 Laps	3:37.958	18	3 Laps	1:33.161	31	3 Laps	1:36.439
118	1 Lap	3:19.955	66	3 Laps	3:38.694	62	2 Laps	1:26.386	133	3 Laps	1:34.051	3	1 Lap	1:20.564
115	1 Lap	3:20.536	75	3 Laps	3:48.798	18	3 Laps	3:32.926	115	1 Lap	1:20.976	18	3 Laps	1:33.421
14	1:00.185	1:24.645	115	1 Lap	1:20.378	19	2 Laps	3:25.551	3	1 Lap	3:30.918	133	3 Laps	1:32.990
95	1:04.643	1:24.942	14	1:05.337	1:24.308	133	3 Laps	3:38.312	241	2 Laps	1:26.566	115	1 Lap	1:29.006
17	2 Laps	1:31.243	95	1:14.429	1:28.942 P	414	3 Laps	4:04.515	27	1 Lap	1:24.542	27	1 Lap	1:20.627
107	1:11.614	1:24.123	17	2 Laps	1:31.232	241	2 Laps	3:23.470	414	3 Laps	1:38.152	171	2 Laps	1:29.888
			107	1:23.296	1:30.838 P	115	1 Lap	1:23.299	171	2 Laps	3:28.921	414	3 Laps	1:32.890
						66	3 Laps	1:36.127	66	3 Laps	1:35.837	36	1 Lap	1:23.052
						27	1 Lap	3:23.624	75	3 Laps	1:36.151	66	3 Laps	1:35.209
						75	3 Laps	1:35.890	36	1 Lap	1:23.131	75	3 Laps	1:34.473
						14	1:08.932	1:28.595 P	87	2 Laps	1:28.492	173	1 Lap	1:23.917
						87	2 Laps	3:31.313	17	2 Laps	1:29.761	87	2 Laps	1:29.342
						36	1 Lap	1:24.044	16	2 Laps	1:25.978	16	2 Laps	1:26.894
						17	2 Laps	1:30.731	173	1 Lap	1:22.341	241	2 Laps	2:03.513 P
						16	2 Laps	1:26.280	5	1:21.684	1:19.038	5	1:16.475	1:19.602
						173	1 Lap	1:22.646				17	2 Laps	1:30.732
												14	1 Lap	3:24.504
												333	1 Lap	1:24.571
												95	1 Lap	1:27.595
												6	1:27.956	1:19.996
												831	1 Lap	1:26.773
												45	1 Lap	1:24.239
												62	1 Lap	1:23.775
												15	1:42.269	1:20.319
												107	1 Lap	1:26.608
												19	1 Lap	1:25.914
												3	1:50.871	1:19.575
												115	1:57.273	1:20.265
												27	1:58.789	1:19.885
												31	2 Laps	1:35.537
												18	2 Laps	1:33.581
												133	2 Laps	1:33.116
												22	1 Lap	3:28.550
												171	1 Lap	1:28.091
												36	2:23.708	1:22.848
												414	2 Laps	1:31.948
												66	2 Laps	1:33.215
												173	2:34.767	1:22.741

TCR UK Race Weekend - Donington Park - 9th/10th Sept 2023

SW Motorsports ClubSport Trophy

RACE 14 - LAP CHART

LAP 16 @ 18:22:08.947			LAP 17 @ 18:23:27.828			LAP 18 @ 18:24:47.076			LAP 19 @ 18:26:06.590			LAP 20 @ 18:27:25.920		
NO	BEHIND	LAP TIME	NO	BEHIND	LAP TIME	NO	BEHIND	LAP TIME	NO	BEHIND	LAP TIME	NO	BEHIND	LAP TIME
5		1:20.814	5		1:18.881	5		1:19.248	5		1:19.514	5		1:19.330
75	3 Laps	1:32.664	173	1 Lap	1:22.636	18	3 Laps	1:33.136	22	2 Laps	1:27.797	36	1 Lap	1:23.602
16	2 Laps	1:26.363	414	3 Laps	1:32.970	171	2 Laps	1:28.567	173	1 Lap	1:23.911	22	2 Laps	1:27.747
87	2 Laps	1:28.637	16	2 Laps	1:25.589	133	3 Laps	1:33.428	171	2 Laps	1:29.189	173	1 Lap	1:22.546
17	2 Laps	1:28.741	6	11.070	1:19.774	173	1 Lap	1:22.838	6	13.296	1:20.832	6	13.069	1:19.103
14	1 Lap	1:23.895	66	3 Laps	1:33.287	6	11.978	1:20.156	31	3 Laps	1:35.264	171	2 Laps	1:28.067
6	10.177	1:19.510	87	2 Laps	1:27.454	16	2 Laps	1:25.474	18	3 Laps	1:34.550	14	1 Lap	1:23.696
333	1 Lap	1:24.729	14	1 Lap	1:24.132	414	3 Laps	1:32.510	133	3 Laps	1:35.413	16	2 Laps	1:25.448
95	1 Lap	1:26.791	75	3 Laps	1:32.727	14	1 Lap	1:24.144	16	2 Laps	1:25.310	31	3 Laps	1:35.142
45	1 Lap	1:25.021	17	2 Laps	1:28.316	87	2 Laps	1:28.292	14	1 Lap	1:23.994	18	3 Laps	1:35.227
831	1 Lap	1:26.449	333	1 Lap	1:25.345	66	3 Laps	1:33.633	414	3 Laps	1:30.523	133	3 Laps	1:33.583
62	1 Lap	1:23.275	45	1 Lap	1:24.508	333	1 Lap	1:27.631	87	2 Laps	1:28.040	15	33.278	1:21.743
15	25.185	1:20.205	831	1 Lap	1:24.987	15	28.547	1:21.587	15	30.865	1:21.832	87	2 Laps	1:28.077
3	35.308	1:21.726	62	1 Lap	1:24.912	45	1 Lap	1:24.703	333	1 Lap	1:24.759	333	1 Lap	1:25.427
19	1 Lap	1:27.299	95	1 Lap	1:27.075	17	2 Laps	1:30.632	45	1 Lap	1:24.279	45	1 Lap	1:25.541
115	40.063	1:20.079	15	26.208	1:19.904	831	1 Lap	1:25.077	831	1 Lap	1:24.338	62	1 Lap	1:24.469
122	40.480	3:17.769	3	35.773	1:19.346	62	1 Lap	1:24.636	62	1 Lap	1:24.609	3	40.786	1:21.680
107	1 Lap	1:29.441	115	41.244	1:20.062	95	1 Lap	1:25.467	3	38.436	1:21.835	831	1 Lap	1:26.411
27	41.220	1:19.720	122	42.119	1:20.520	75	3 Laps	1:35.158	95	1 Lap	1:26.971	414	3 Laps	1:34.819
22	1 Lap	1:28.039	27	42.353	1:20.014	3	36.115	1:19.590	17	2 Laps	1:31.410	115	42.831	1:19.908
31	2 Laps	1:34.412	19	1 Lap	1:27.164	115	41.929	1:19.933	66	3 Laps	1:35.073	95	1 Lap	1:25.876
18	2 Laps	1:33.292	107	1 Lap	1:26.344	122	43.087	1:20.216	115	42.253	1:19.838	27	46.135	1:20.649
133	2 Laps	1:33.193	22	1 Lap	1:27.971	27	43.587	1:20.482	27	44.816	1:20.743	122	46.701	1:20.660
36	1:08.903	1:22.484	36	1:13.787	1:23.765	19	1 Lap	1:26.135	75	3 Laps	1:32.637	17	2 Laps	1:29.774
171	1 Lap	1:27.963	31	2 Laps	1:32.859	107	1 Lap	1:26.013	122	45.371	1:21.798	66	3 Laps	1:35.482
						36	1:17.262	1:22.723	19	1 Lap	1:26.483	75	3 Laps	1:32.703
									107	1 Lap	1:26.982	19	1 Lap	1:26.199
												107	1 Lap	1:25.548

TCR UK Race Weekend - Donington Park - 9th/10th Sept 2023

SW Motorsports ClubSport Trophy

RACE 14 - LAP CHART

LAP 21 @ 18:28:44.703			LAP 22 @ 18:30:04.185		
NO	BEHIND	LAP TIME	NO	BEHIND	LAP TIME
5		1:18.783	5		1:19.482
36	1 Lap	1:22.596	36	1 Lap	1:22.726
6	13.083	1:18.797	6	11.971	1:18.370
173	1 Lap	1:23.378	173	1 Lap	1:22.459
22	2 Laps	1:28.255	22	2 Laps	1:27.828
171	2 Laps	1:27.596	171	2 Laps	1:27.923
14	1 Lap	1:24.766	15	36.856	1:21.297
16	2 Laps	1:24.561	14	1 Lap	1:24.632
15	35.041	1:20.546	16	2 Laps	1:25.020
333	1 Lap	1:25.065	3	47.818	1:20.489
45	1 Lap	1:25.124	115	48.586	1:20.643
3	46.811	1:24.808	333	1 Lap	1:24.346
133	3 Laps	1:35.038	27	50.711	1:21.038
115	47.425	1:23.377	122	51.404	1:21.216
62	1 Lap	1:26.150	45	1 Lap	1:26.433
31	3 Laps	1:36.623	62	1 Lap	1:24.996
18	3 Laps	1:36.125	831	1 Lap	1:25.100
831	1 Lap	1:25.560	87	2 Laps	1:28.274
27	49.155	1:21.803	133	3 Laps	1:33.670
87	2 Laps	1:29.569	95	1 Lap	1:28.533
122	49.670	1:21.752	31	3 Laps	1:37.069
95	1 Lap	1:27.672	414	3 Laps	1:30.285
414	3 Laps	1:31.547	18	3 Laps	1:38.343
17	2 Laps	1:28.572	17	2 Laps	1:28.189
75	3 Laps	1:31.127	19	1 Lap	1:26.922
66	3 Laps	1:34.184	107	1 Lap	1:26.683
19	1 Lap	1:25.926	66	3 Laps	1:33.343
107	1 Lap	1:25.844	75	3 Laps	1:49.512

TCR UK Race Weekend - Donington Park - 9th/10th Sept 2023

SW Motorsports ClubSport Trophy

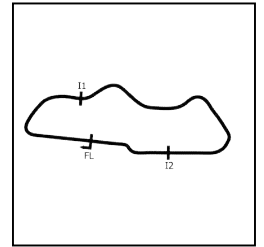
RACE 14 - POSITION CHART

No	Name	Lap																						
		Pos	1	2	3	4	5	6	7	8	9	10	11	12	13	14	15	16	17	18	19	20	21	22
27	BILIMORIA	1	5	5	5	5	118	118	118	118	6	6	6	6	6	122	122	5	5	5	5	5	5	5
5	ALFORD	2	6	6	118	118	5	5	5	6	118	3	3	3	122	5	5	6	6	6	6	6	6	6
15	DYER	3	15	118	6	6	6	6	6	5	3	15	15	15	14	6	6	15	15	15	15	15	15	15
118	MAY	4	3	15	15	15	15	15	15	3	15	27	122	122	5	15	15	3	3	3	3	3	3	3
122	KAVANAGH	5	118	3	3	3	3	3	3	15	27	122	27	14	22	3	3	115	115	115	115	115	115	115
37	EVANS / HART	6	27	27	25	25	27	115	115	115	115	14	14	95	15	115	115	122	122	122	27	27	27	27
25	HINSON	7	25	25	27	27	115	27	27	27	122	831	95	107	115	27	27	27	27	27	122	122	122	122
6	PARKIN	8	115	115	115	115	12	12	12	12	12	95	107	22	3	36	36	36	36	36	36	36	36	36
50	WALKINGSHAW	9	12	12	12	12	122	122	122	122	36	333	22	5	27	173	173	173	173	173	173	173	173	173
36	DUNMORE	10	122	122	122	122	25	36	36	36	831	107	171	115	36	14	14	14	14	14	14	14	14	14
115	HUNTER	11	36	36	36	36	36	173	173	831	14	45	5	27	173	333	333	333	333	333	333	333	333	333
3	SUMMERS	12	173	173	173	173	173	831	831	14	333	19	115	36	95	95	95	45	45	45	45	45	45	45
12	MEE	13	831	831	831	831	831	14	14	173	95	22	36	173	333	831	45	831	831	831	62	62	62	62
173	BOOTH/MAKAR	14	14	14	14	14	14	333	333	333	45	171	173	333	831	45	831	62	62	62	831	831	831	831
75	EMMERSON	15	16	16	16	16	333	95	95	95	107	241	831	831	45	62	62	95	95	95	95	95	95	95
61	WATERHOUSE	16	19	333	333	333	16	16	62	62	62	5	333	45	62	107	19	19	19	19	19	19	19	19
45	MURPHY	17	333	19	95	95	95	62	45	45	19	87	45	62	107	19	107	107	107	107	107	107	107	107
333	KILROY	18	95	95	19	62	62	45	107	107	241	118	62	19	19	22	22	22	22	22	22	22	22	22
62	STONE	19	107	62	62	19	45	107	19	19	22	115	19	241	171	171	171	171	171	171	171	171	171	171
241	MASSEY	20	62	241	241	45	19	19	16	241	171	36	241	171	87	16	16	16	16	16	16	16	16	16
831	ADAMS	21	241	45	45	241	107	241	241	22	87	173	87	87	16	87	87	87	87	87	87	87	87	87
66	BONSOR / HACKETT	22	45	107	107	107	241	22	22	171	5	62	17	17	241	17	17	17	17	17	17	17	17	17
165	PERFECT/HART	23	22	22	22	22	22	171	171	87	414	17	16	16	17	31	31	31	31	31	133	133	133	133
19	BELL	24	171	171	171	171	171	17	87	414	31	16	31	31	31	18	18	18	18	31	31	31	31	31
271	BLAKE	25	37	17	17	17	17	87	17	31	133	31	18	18	18	133	133	133	133	18	414	414	414	414
17	MORRIS	26	17	87	87	87	87	414	414	133	18	18	133	133	133	414	414	414	414	414	18	18	18	18
261	SALEM	27	87	18	18	414	414	31	31	18	173	133	414	414	414	66	66	66	66	75	66	66	66	66
414	TUNBRIDGE / SAWYER	28	18	66	414	18	31	133	133	75	17	414	66	66	66	75	75	75	75	75	66	75	66	75
107	WATSON / HARRISON	29	66	414	31	31	66	18	18	66	16	66	75	75	75									
14	COULSON	30	75	31	66	75	133	66	66	17	66	75												
95	KALSI/SYCAMORE	31	414	75	75	66	75	75	75	16	75													
22	FANTANA	32	133	133	133	133	18																	
44	McGINLEY	33	31																					
18	DOUGILL	34																						
181	CONNELL	35																						
133	RISBRIDGER / OATES	36																						
171	SMITH / DENNISON	37																						
31	LOMAS / NORTH	38																						
87	WALDEN/DALTON	39																						
16	SILVAIN	40																						

TCR UK Race Weekend - Donington Park - 9th/10th Sept 2023

SW Motorsports ClubSport Trophy

RACE 14 - SECTOR ANALYSIS



SECTOR 1 = FL to I1, SECTOR 2 = I1 to I2, SECTOR 3 = I2 to FL, DIFF = Difference To Personal Best Lap, P = Crossed Finish Line in Pit Lane, D = Time Disallowed

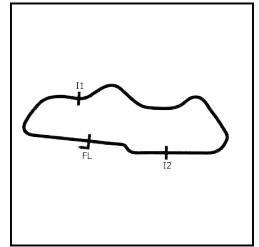
P1		6 B		Scott PARKIN		Audi TCR	
IDEAL LAP TIME : 1:18.211		BEST LAP TIME : 1:18.370		DIFFERENCE : 0.159			
LAP	SECTOR 1	SECTOR 2	SECTOR 3	LAP TIME	MPH	DIFF	TIME OF DAY
1 -		42.521	13.967	1:23.532	85.29	5.162	18:00:21.051
2 -	22.882	42.273	13.780	1:18.935	90.25	0.565	18:01:39.986
3 -	22.770	42.737	14.589	1:20.096	88.95	1.726	18:03:00.082
4 -	22.784	42.125	14.194	1:19.103	90.06	0.733	18:04:19.185
5 -	22.876	42.186	13.871	1:18.933 (3)	90.26	0.563	18:05:38.118
6 -	22.794	42.197	14.486	1:19.477	89.64	1.107	18:06:57.595
7 -	23.401	42.296	13.916	1:19.613	89.49	1.243	18:08:17.208
8 -	22.980	42.180	13.960	1:19.120	90.04	0.750	18:09:36.328
9 -	22.889	42.510	15.595	1:20.994	87.96	2.624	18:10:57.322
10 -	23.141	42.154	14.048	1:19.343	89.79	0.973	18:12:16.665
11 -	23.092	42.248	13.966	1:19.306	89.83	0.936	18:13:35.971
12 -	23.045	42.156	13.955	1:19.156	90.00	0.786	18:14:55.127
13 -	23.036	42.499	IN PIT	1:25.000 P	83.81	6.630	18:16:20.127
14 -	OUTLAP	42.090	14.273	3:19.491	35.71	2:01.121	18:19:39.618
15 -	23.114	42.292	14.590	1:19.996	89.06	1.626	18:20:59.614
16 -	22.875	42.789	13.846	1:19.510	89.60	1.140	18:22:19.124
17 -	22.816	42.585	14.373	1:19.774	89.31	1.404	18:23:38.898
18 -	22.881	43.461	13.814	1:20.156	88.88	1.786	18:24:59.054
19 -	22.764	42.734	15.334	1:20.832	88.14	2.462	18:26:19.886
20 -	22.946	42.376	13.781	1:19.103	90.06	0.733	18:27:38.989
21 -	23.136	41.929	13.732	1:18.797 (2)	90.41	0.427	18:28:57.786
22 -	22.793	41.715	13.862	1:18.370 (1)	90.91		18:30:16.156

P2		5 A		James ALFORD		VW Golf	
IDEAL LAP TIME : 1:17.905		BEST LAP TIME : 1:18.347		DIFFERENCE : 0.442			
LAP	SECTOR 1	SECTOR 2	SECTOR 3	LAP TIME	MPH	DIFF	TIME OF DAY
1 -		42.202	13.975	1:22.697	86.15	4.350	18:00:20.216
2 -	22.580	42.278	13.854	1:18.712 (3)	90.51	0.365	18:01:38.928
3 -	22.588	42.603	13.899	1:19.090	90.08	0.743	18:02:58.018
4 -	22.945	42.290	13.939	1:19.174	89.98	0.827	18:04:17.192
5 -	23.271	42.574	13.948	1:19.793	89.28	1.446	18:05:36.985
6 -	22.788	42.655	14.586	1:20.029	89.02	1.682	18:06:57.014
7 -	23.226	42.385	13.661	1:19.272	89.87	0.925	18:08:16.286
8 -	22.417	42.271	IN PIT	1:21.504 P	87.41	3.157	18:09:37.790
9 -	OUTLAP	42.461	13.581	3:14.711	36.59	1:56.364	18:12:52.501
10 -	22.352	42.015	13.980	1:18.347 (1)	90.93		18:14:10.848
11 -	22.624	42.264	13.666	1:18.554 (2)	90.69	0.207	18:15:29.402
12 -	22.629	43.689	13.858	1:20.176	88.86	1.829	18:16:49.578
13 -	22.760	43.617	13.538	1:19.915	89.15	1.568	18:18:09.493
14 -	22.560	42.768	13.710	1:19.038	90.14	0.691	18:19:28.531
15 -	22.920	42.276	14.406	1:19.602	89.50	1.255	18:20:48.133
16 -	22.783	44.115	13.916	1:20.814	88.16	2.467	18:22:08.947
17 -	22.634	42.555	13.692	1:18.881	90.32	0.534	18:23:27.828
18 -	22.760	42.344	14.144	1:19.248	89.90	0.901	18:24:47.076
19 -	22.696	42.511	14.307	1:19.514	89.60	1.167	18:26:06.590
20 -	22.715	42.862	13.753	1:19.330	89.81	0.983	18:27:25.920
21 -	22.709	42.409	13.665	1:18.783	90.43	0.436	18:28:44.703
22 -	22.550	42.622	14.310	1:19.482	89.63	1.135	18:30:04.185

TCR UK Race Weekend - Donington Park - 9th/10th Sept 2023

SW Motorsports ClubSport Trophy

RACE 14 - SECTOR ANALYSIS



SECTOR 1 = FL to I1, SECTOR 2 = I1 to I2, SECTOR 3 = I2 to FL, DIFF = Difference To Personal Best Lap, P = Crossed Finish Line in Pit Lane, D = Time Disallowed

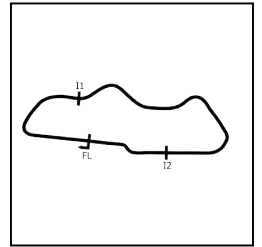
P3 15 A Andrew DYER			Audi TCR				
IDEAL LAP TIME : 1:19.524		BEST LAP TIME : 1:19.904		DIFFERENCE : 0.380			
LAP	SECTOR 1	SECTOR 2	SECTOR 3	LAP TIME	MPH	DIFF	TIME OF DAY
1 -		43.145	14.288	1:24.695	84.12	4.791	18:00:22.214
2 -	23.023	42.819	14.098	1:19.940 (2)	89.12	0.036	18:01:42.154
3 -	23.193	43.186	14.082	1:20.461	88.54	0.557	18:03:02.615
4 -	23.380	42.958	13.998	1:20.336	88.68	0.432	18:04:22.951
5 -	23.249	42.982	14.269	1:20.500	88.50	0.596	18:05:43.451
6 -	23.213	43.042	15.109	1:21.364	87.56	1.460	18:07:04.815
7 -	23.350	43.129	14.024	1:20.503	88.50	0.599	18:08:25.318
8 -	23.199	42.956	15.592	1:21.747	87.15	1.843	18:09:47.065
9 -	23.352	42.869	13.857	1:20.078 (3)	88.97	0.174	18:11:07.143
10 -	23.223	42.874	14.155	1:20.252	88.77	0.348	18:12:27.395
11 -	23.030	43.870	13.902	1:20.802	88.17	0.898	18:13:48.197
12 -	22.848	43.001	IN PIT	1:23.911 P	84.90	4.007	18:15:12.108
13 -	OUTLAP	43.362	14.523	3:20.857	35.47	2:00.953	18:18:32.965
14 -	23.388	43.039	14.216	1:20.643	88.34	0.739	18:19:53.608
15 -	23.204	43.076	14.039	1:20.319	88.70	0.415	18:21:13.927
16 -	23.244	42.917	14.044	1:20.205	88.83	0.301	18:22:34.132
17 -	23.094	42.910	13.900	1:19.904 (1)	89.16		18:23:54.036
18 -	23.159	43.595	14.833	1:21.587	87.32	1.683	18:25:15.623
19 -	23.764	44.023	14.045	1:21.832	87.06	1.928	18:26:37.455
20 -	23.400	44.378	13.965	1:21.743	87.15	1.839	18:27:59.198
21 -	23.399	43.001	14.146	1:20.546	88.45	0.642	18:29:19.744
22 -	23.449	43.654	14.194	1:21.297	87.63	1.393	18:30:41.041

P4 3 B Steven SUMMERS			Lotus Elise S1				
IDEAL LAP TIME : 1:19.124		BEST LAP TIME : 1:19.346		DIFFERENCE : 0.222			
LAP	SECTOR 1	SECTOR 2	SECTOR 3	LAP TIME	MPH	DIFF	TIME OF DAY
1 -		43.780	14.372	1:25.942	82.90	6.596	18:00:23.461
2 -	23.365	42.240	14.208	1:19.813	89.26	0.467	18:01:43.274
3 -	23.095	43.212	14.114	1:20.421	88.59	1.075	18:03:03.695
4 -	23.086	42.451	14.239	1:19.776	89.30	0.430	18:04:23.471
5 -	23.216	42.700	14.373	1:20.289	88.73	0.943	18:05:43.760
6 -	23.325	42.829	15.347	1:21.501	87.41	2.155	18:07:05.261
7 -	23.255	43.006	14.036	1:20.297	88.72	0.951	18:08:25.558
8 -	23.330	42.569	14.829	1:20.728	88.25	1.382	18:09:46.286
9 -	23.324	43.004	14.018	1:20.346	88.67	1.000	18:11:06.632
10 -	23.129	42.332	14.017	1:19.478 (2)	89.64	0.132	18:12:26.110
11 -	23.444	43.103	14.050	1:20.597	88.39	1.251	18:13:46.707
12 -	23.263	44.073	IN PIT	1:24.765 P	84.05	5.419	18:15:11.472
13 -	OUTLAP	44.214	14.133	3:30.918	33.77	2:11.572	18:18:42.390
14 -	23.012	43.347	14.205	1:20.564	88.43	1.218	18:20:02.954
15 -	23.116	42.431	14.028	1:19.575 (3)	89.53	0.229	18:21:22.529
16 -	23.438	44.324	13.964	1:21.726	87.17	2.380	18:22:44.255
17 -	22.992	42.462	13.892	1:19.346 (1)	89.79		18:24:03.601
18 -	23.146	42.431	14.013	1:19.590	89.51	0.244	18:25:23.191
19 -	23.281	43.856	14.698	1:21.835	87.06	2.489	18:26:45.026
20 -	23.106	43.863	14.711	1:21.680	87.22	2.334	18:28:06.706
21 -	24.571	44.040	16.197	1:24.808	84.00	5.462	18:29:31.514
22 -	23.442	43.005	14.042	1:20.489	88.51	1.143	18:30:52.003

TCR UK Race Weekend - Donington Park - 9th/10th Sept 2023

SW Motorsports ClubSport Trophy

RACE 14 - SECTOR ANALYSIS



SECTOR 1 = FL to I1, SECTOR 2 = I1 to I2, SECTOR 3 = I2 to FL, DIFF = Difference To Personal Best Lap, P = Crossed Finish Line in Pit Lane, D = Time Disallowed

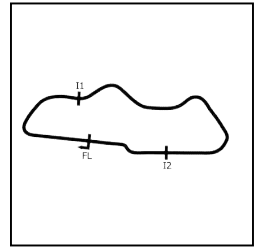
P5 115 B Jonathan HUNTER		VW Scirocco					
IDEAL LAP TIME : 1:19.274		BEST LAP TIME : 1:19.838		DIFFERENCE : 0.564			
LAP	SECTOR 1	SECTOR 2	SECTOR 3	LAP TIME	MPH	DIFF	TIME OF DAY
1 -		44.223	14.447	1:27.662	81.27	7.824	18:00:25.181
2 -	23.309	42.772	14.083	1:20.164	88.87	0.326	18:01:45.345
3 -	22.969	43.926	14.201	1:21.096	87.85	1.258	18:03:06.441
4 -	23.330	42.904	14.372	1:20.606	88.38	0.768	18:04:27.047
5 -	23.008	42.911	14.089	1:20.008	89.04	0.170	18:05:47.055
6 -	23.166	43.398	15.025	1:21.589	87.32	1.751	18:07:08.644
7 -	23.545	44.028	13.980	1:21.553	87.36	1.715	18:08:30.197
8 -	23.355	42.978	14.159	1:20.492	88.51	0.654	18:09:50.689
9 -	23.137	42.932	IN PIT	1:23.782	P 85.03	3.944	18:11:14.471
10 -	OUTLAP	42.894	14.276	3:20.536	35.52	2:00.698	18:14:35.007
11 -	23.139	43.054	14.185	1:20.378	88.63	0.540	18:15:55.385
12 -	23.092	46.206	14.001	1:23.299	85.53	3.461	18:17:18.684
13 -	23.660	43.459	13.857	1:20.976	87.98	1.138	18:18:39.660
14 -	31.406	43.763	13.837	1:29.006	80.04	9.168	18:20:08.666
15 -	23.328	42.987	13.950	1:20.265	88.76	0.427	18:21:28.931
16 -	22.978	42.873	14.228	1:20.079	88.97	0.241	18:22:49.010
17 -	23.142	42.916	14.004	1:20.062	88.98	0.224	18:24:09.072
18 -	23.074	42.773	14.086	1:19.933 (3)	89.13	0.095	18:25:29.005
19 -	23.184	42.544	14.110	1:19.838 (1)	89.23		18:26:48.843
20 -	22.937	42.821	14.150	1:19.908 (2)	89.16	0.070	18:28:08.751
21 -	23.656	43.948	15.773	1:23.377	85.45	3.539	18:29:32.128
22 -	23.117	43.733	13.793	1:20.643	88.34	0.805	18:30:52.771

P6 27 A Phiroze BILIMORIA		VW Scirocco					
IDEAL LAP TIME : 1:19.519		BEST LAP TIME : 1:19.720		DIFFERENCE : 0.201			
LAP	SECTOR 1	SECTOR 2	SECTOR 3	LAP TIME	MPH	DIFF	TIME OF DAY
1 -		43.740	14.959	1:26.756	82.12	7.036	18:00:24.275
2 -	22.921	42.653	14.685	1:20.259	88.77	0.539	18:01:44.534
3 -	23.480	43.543	14.589	1:21.612	87.29	1.892	18:03:06.146
4 -	23.304	42.926	14.288	1:20.518	88.48	0.798	18:04:26.664
5 -	23.128	42.801	14.127	1:20.056	88.99	0.336	18:05:46.720
6 -	23.321	43.363	15.799	1:22.483	86.37	2.763	18:07:09.203
7 -	24.567	44.193	14.147	1:22.907	85.93	3.187	18:08:32.110
8 -	23.129	43.401	14.089	1:20.619	88.37	0.899	18:09:52.729
9 -	23.320	42.896	13.974	1:20.190	88.84	0.470	18:11:12.919
10 -	23.163	43.865	15.106	1:22.134	86.74	2.414	18:12:35.053
11 -	23.775	43.234	IN PIT	1:26.716	P 82.16	6.996	18:14:01.769
12 -	OUTLAP	44.338	14.512	3:23.624	34.98	2:03.904	18:17:25.393
13 -	23.678	46.499	14.365	1:24.542	84.27	4.822	18:18:49.935
14 -	23.428	42.715	14.484	1:20.627	88.36	0.907	18:20:10.562
15 -	23.180	42.682	14.023	1:19.885 (2)	89.18	0.165	18:21:30.447
16 -	23.120	42.624	13.976	1:19.720 (1)	89.37		18:22:50.167
17 -	22.943	42.803	14.268	1:20.014 (3)	89.04	0.294	18:24:10.181
18 -	23.111	43.131	14.240	1:20.482	88.52	0.762	18:25:30.663
19 -	23.041	43.418	14.284	1:20.743	88.23	1.023	18:26:51.406
20 -	23.132	43.512	14.005	1:20.649	88.34	0.929	18:28:12.055
21 -	23.632	43.592	14.579	1:21.803	87.09	2.083	18:29:33.858
22 -	23.270	43.571	14.197	1:21.038	87.91	1.318	18:30:54.896

TCR UK Race Weekend - Donington Park - 9th/10th Sept 2023

SW Motorsports ClubSport Trophy

RACE 14 - SECTOR ANALYSIS



SECTOR 1 = FL to I1, SECTOR 2 = I1 to I2, SECTOR 3 = I2 to FL, DIFF = Difference To Personal Best Lap, P = Crossed Finish Line in Pit Lane, D = Time Disallowed

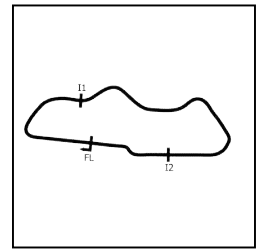
P7 122 A		Shay KAVANAGH		Honda Civic			
IDEAL LAP TIME : 1:19.856		BEST LAP TIME : 1:20.216		DIFFERENCE : 0.360			
LAP	SECTOR 1	SECTOR 2	SECTOR 3	LAP TIME	MPH	DIFF	TIME OF DAY
1 -		44.820	14.929	1:28.819	80.21	8.603	18:00:26.338
2 -	23.500	43.797	14.406	1:21.703	87.20	1.487	18:01:48.041
3 -	23.630	43.448	14.345	1:21.423	87.50	1.207	18:03:09.464
4 -	23.290	43.196	14.173	1:20.659	88.33	0.443	18:04:30.123
5 -	23.367	43.336	14.319	1:21.022	87.93	0.806	18:05:51.145
6 -	23.174	43.265	14.279	1:20.718	88.26	0.502	18:07:11.863
7 -	23.343	43.588	14.568	1:21.499	87.41	1.283	18:08:33.362
8 -	23.440	43.744	14.254	1:21.438	87.48	1.222	18:09:54.800
9 -	23.179	42.711	14.461	1:20.351 (2)	88.66	0.135	18:11:15.151
10 -	23.298	43.993	14.246	1:21.537	87.37	1.321	18:12:36.688
11 -	23.687	43.170	15.180	1:22.037	86.84	1.821	18:13:58.725
12 -	23.571	43.242	14.562	1:21.375	87.55	1.159	18:15:20.100
13 -	23.495	45.351	15.299	1:24.145	84.67	3.929	18:16:44.245
14 -	24.362	43.853	14.387	1:22.602	86.25	2.386	18:18:06.847
15 -	23.559	43.400	IN PIT	1:24.811 P	84.00	4.595	18:19:31.658
16 -	OUTLAP	42.983	13.990	3:17.769	36.02	1:57.553	18:22:49.427
17 -	23.415	42.846	14.259	1:20.520 (3)	88.48	0.304	18:24:09.947
18 -	23.155	42.986	14.075	1:20.216 (1)	88.81		18:25:30.163
19 -	23.264	43.953	14.581	1:21.798	87.10	1.582	18:26:51.961
20 -	23.296	43.208	14.156	1:20.660	88.32	0.444	18:28:12.621
21 -	23.415	43.733	14.604	1:21.752	87.14	1.536	18:29:34.373
22 -	23.697	43.263	14.256	1:21.216	87.72	1.000	18:30:55.589

P8 36 B		Eliot DUNMORE		Subaru BRZ			
IDEAL LAP TIME : 1:22.102		BEST LAP TIME : 1:22.484		DIFFERENCE : 0.382			
LAP	SECTOR 1	SECTOR 2	SECTOR 3	LAP TIME	MPH	DIFF	TIME OF DAY
1 -		45.382	14.741	1:30.026	79.13	7.542	18:00:27.545
2 -	23.823	44.451	14.539	1:22.813	86.03	0.329	18:01:50.358
3 -	23.711	44.840	14.593	1:23.144	85.69	0.660	18:03:13.502
4 -	23.799	44.093	14.704	1:22.596 (2)	86.25	0.112	18:04:36.098
5 -	23.797	44.484	14.775	1:23.056	85.78	0.572	18:05:59.154
6 -	23.774	44.250	14.591	1:22.615	86.23	0.131	18:07:21.769
7 -	23.850	44.043	15.655	1:23.548	85.27	1.064	18:08:45.317
8 -	23.991	45.090	14.644	1:23.725	85.09	1.241	18:10:09.042
9 -	23.856	44.217	IN PIT	1:26.445 P	82.41	3.961	18:11:35.487
10 -	OUTLAP	44.443	14.626	3:23.024	35.09	2:00.540	18:14:58.511
11 -	23.819	45.182	14.779	1:23.780	85.03	1.296	18:16:22.291
12 -	23.869	45.534	14.641	1:24.044	84.77	1.560	18:17:46.335
13 -	23.696	44.856	14.579	1:23.131	85.70	0.647	18:19:09.466
14 -	23.697	44.434	14.921	1:23.052	85.78	0.568	18:20:32.518
15 -	23.784	44.439	14.625	1:22.848	85.99	0.364	18:21:55.366
16 -	23.830	43.944	14.710	1:22.484 (1)	86.37		18:23:17.850
17 -	23.965	45.281	14.519	1:23.765	85.05	1.281	18:24:41.615
18 -	23.751	44.498	14.474	1:22.723	86.12	0.239	18:26:04.338
19 -	23.905	45.005	14.692	1:23.602	85.22	1.118	18:27:27.940
20 -	23.839	44.168	14.589	1:22.596 (2)	86.25	0.112	18:28:50.536
21 -	23.742	44.522	14.462	1:22.726	86.12	0.242	18:30:13.262

TCR UK Race Weekend - Donington Park - 9th/10th Sept 2023

SW Motorsports ClubSport Trophy

RACE 14 - SECTOR ANALYSIS



SECTOR 1 = FL to I1, SECTOR 2 = I1 to I2, SECTOR 3 = I2 to FL, DIFF = Difference To Personal Best Lap, P = Crossed Finish Line in Pit Lane, D = Time Disallowed

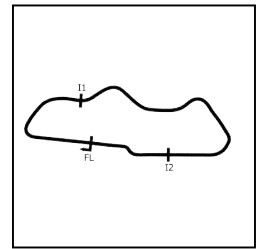
P9 173 B		BOOTH/MAKAR		Audi TT			
IDEAL LAP TIME : 1:22.109		BEST LAP TIME : 1:22.341		DIFFERENCE : 0.232			
LAP	SECTOR 1	SECTOR 2	SECTOR 3	LAP TIME	MPH	DIFF	TIME OF DAY
1 -		45.858	15.092	1:30.697	78.55	8.356	18:00:28.216
2 -	24.156	44.932	15.086	1:24.174	84.64	1.833	18:01:52.390
3 -	24.411	45.124	15.176	1:24.711	84.10	2.370	18:03:17.101
4 -	24.481	44.433	15.090	1:24.004	84.81	1.663	18:04:41.105
5 -	24.103	44.701	15.105	1:23.909	84.90	1.568	18:06:05.014
6 -	24.389	44.756	15.327	1:24.472	84.34	2.131	18:07:29.486
7 -	24.289	44.658	15.178	1:24.125	84.69	1.784	18:08:53.611
8 -	24.277	45.054	IN PIT	1:29.174 P	79.89	6.833	18:10:22.785
9 -	OUTLAP	44.430	14.828	3:22.236	35.22	1:59.895	18:13:45.021
10 -	24.074	44.815	15.853	1:24.742	84.07	2.401	18:15:09.763
11 -	23.880	46.403	14.734	1:25.017	83.80	2.676	18:16:34.780
12 -	23.733	44.290	14.623	1:22.646	86.20	0.305	18:17:57.426
13 -	23.583	44.266	14.492	1:22.341 (1)	86.52		18:19:19.767
14 -	24.128	45.355	14.434	1:23.917	84.90	1.576	18:20:43.684
15 -	23.652	44.523	14.566	1:22.741	86.10	0.400	18:22:06.425
16 -	23.653	44.319	14.664	1:22.636	86.21	0.295	18:23:29.061
17 -	23.500	44.694	14.644	1:22.838	86.00	0.497	18:24:51.899
18 -	24.008	45.030	14.873	1:23.911	84.90	1.570	18:26:15.810
19 -	23.757	44.195	14.594	1:22.546 (3)	86.31	0.205	18:27:38.356
20 -	24.087	44.530	14.761	1:23.378	85.44	1.037	18:29:01.734
21 -	23.667	44.378	14.414	1:22.459 (2)	86.40	0.118	18:30:24.193

P10 14 D		Jared COULSON		Renault Clio 197			
IDEAL LAP TIME : 1:23.167		BEST LAP TIME : 1:23.684		DIFFERENCE : 0.517			
LAP	SECTOR 1	SECTOR 2	SECTOR 3	LAP TIME	MPH	DIFF	TIME OF DAY
1 -		46.285	15.011	1:32.312	77.17	8.628	18:00:29.831
2 -	24.999	45.467	14.997	1:25.463	83.36	1.779	18:01:55.294
3 -	24.927	44.601	15.215	1:24.743	84.07	1.059	18:03:20.037
4 -	24.443	44.320	15.367	1:24.130	84.68	0.446	18:04:44.167
5 -	24.963	44.977	15.228	1:25.168	83.65	1.484	18:06:09.335
6 -	24.624	45.203	14.880	1:24.707	84.10	1.023	18:07:34.042
7 -	24.295	44.349	15.040	1:23.684 (1)	85.13		18:08:57.726
8 -	24.494	44.530	15.117	1:24.141	84.67	0.457	18:10:21.867
9 -	25.072	44.898	15.042	1:25.012	83.80	1.328	18:11:46.879
10 -	24.598	44.911	15.123	1:24.632	84.18	0.948	18:13:11.511
11 -	24.668	44.829	15.148	1:24.645	84.17	0.961	18:14:36.156
12 -	24.247	44.829	15.232	1:24.308	84.50	0.624	18:16:00.464
13 -	24.810	45.905	IN PIT	1:28.595 P	80.41	4.911	18:17:29.059
14 -	OUTLAP	45.396	15.138	3:24.504	34.83	2:00.820	18:20:53.563
15 -	24.440	44.483	14.972	1:23.895 (3)	84.92	0.211	18:22:17.458
16 -	24.879	44.476	14.777	1:24.132	84.68	0.448	18:23:41.590
17 -	24.395	44.904	14.845	1:24.144	84.67	0.460	18:25:05.734
18 -	24.350	44.899	14.745	1:23.994	84.82	0.310	18:26:29.728
19 -	24.102	44.598	14.996	1:23.696 (2)	85.12	0.012	18:27:53.424
20 -	24.404	45.051	15.311	1:24.766	84.05	1.082	18:29:18.190
21 -	24.771	44.925	14.936	1:24.632	84.18	0.948	18:30:42.822

TCR UK Race Weekend - Donington Park - 9th/10th Sept 2023

SW Motorsports ClubSport Trophy

RACE 14 - SECTOR ANALYSIS



SECTOR 1 = FL to I1, SECTOR 2 = I1 to I2, SECTOR 3 = I2 to FL, DIFF = Difference To Personal Best Lap, P = Crossed Finish Line in Pit Lane, D = Time Disallowed

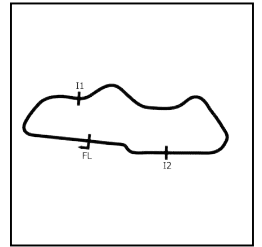
P11 333 C		Stuart KILROY		Peugeot 207 GTi			
IDEAL LAP TIME : 1:23.121		BEST LAP TIME : 1:23.714		DIFFERENCE : 0.593			
LAP	SECTOR 1	SECTOR 2	SECTOR 3	LAP TIME	MPH	DIFF	TIME OF DAY
1 -		47.065	15.991	1:35.354	74.71	11.640	18:00:32.873
2 -	24.580	45.204	15.445	1:25.229	83.59	1.515	18:01:58.102
3 -	24.342	45.274	15.068	1:24.684	84.13	0.970	18:03:22.786
4 -	24.519	44.670	15.150	1:24.339	84.47	0.625	18:04:47.125
5 -	24.427	44.892	15.110	1:24.429	84.38	0.715	18:06:11.554
6 -	24.322	44.562	14.997	1:23.881 (3)	84.93	0.167	18:07:35.435
7 -	24.193	44.561	14.960	1:23.714 (1)	85.10		18:08:59.149
8 -	24.250	44.600	14.917	1:23.767 (2)	85.05	0.053	18:10:22.916
9 -	25.426	45.322	15.050	1:25.798	83.03	2.084	18:11:48.714
10 -	24.508	44.746	IN PIT	1:27.787 P	81.15	4.073	18:13:16.501
11 -	OUTLAP	47.018	15.392	3:27.586	34.32	2:03.872	18:16:44.087
12 -	24.769	44.921	14.811	1:24.501	84.31	0.787	18:18:08.588
13 -	24.684	44.153	15.062	1:23.899	84.91	0.185	18:19:32.487
14 -	24.402	45.032	15.137	1:24.571	84.24	0.857	18:20:57.058
15 -	24.402	45.192	15.135	1:24.729	84.08	1.015	18:22:21.787
16 -	24.541	45.263	15.541	1:25.345	83.48	1.631	18:23:47.132
17 -	24.650	47.072	15.909	1:27.631	81.30	3.917	18:25:14.763
18 -	24.440	45.477	14.842	1:24.759	84.05	1.045	18:26:39.522
19 -	24.392	46.156	14.879	1:25.427	83.40	1.713	18:28:04.949
20 -	24.814	44.620	15.631	1:25.065	83.75	1.351	18:29:30.014
21 -	24.239	45.332	14.775	1:24.346	84.46	0.632	18:30:54.360

P12 62 C		Chris STONE		Honda Civic Type R			
IDEAL LAP TIME : 1:23.010		BEST LAP TIME : 1:23.275		DIFFERENCE : 0.265			
LAP	SECTOR 1	SECTOR 2	SECTOR 3	LAP TIME	MPH	DIFF	TIME OF DAY
1 -		48.106	16.261	1:37.426	73.12	14.151	18:00:34.945
2 -	24.635	45.357	15.185	1:25.177	83.64	1.902	18:02:00.122
3 -	24.440	45.580	15.456	1:25.476	83.35	2.201	18:03:25.598
4 -	25.063	45.981	14.733	1:25.777	83.06	2.502	18:04:51.375
5 -	24.489	44.619	15.069	1:24.177 (3)	84.63	0.902	18:06:15.552
6 -	24.413	45.343	15.106	1:24.862	83.95	1.587	18:07:40.414
7 -	24.712	45.814	15.120	1:25.646	83.18	2.371	18:09:06.060
8 -	24.417	45.250	14.737	1:24.404	84.41	1.129	18:10:30.464
9 -	24.621	45.175	IN PIT	1:28.065 P	80.90	4.790	18:11:58.529
10 -	OUTLAP	45.768	15.408	3:25.978	34.58	2:02.703	18:15:24.507
11 -	25.186	46.306	14.894	1:26.386	82.47	3.111	18:16:50.893
12 -	24.600	45.534	14.974	1:25.108	83.71	1.833	18:18:16.001
13 -	24.303	44.898	15.318	1:24.519	84.29	1.244	18:19:40.520
14 -	24.500	44.414	14.861	1:23.775 (2)	85.04	0.500	18:21:04.295
15 -	24.086	44.362	14.827	1:23.275 (1)	85.55		18:22:27.570
16 -	24.596	45.417	14.899	1:24.912	83.90	1.637	18:23:52.482
17 -	24.095	45.142	15.399	1:24.636	84.17	1.361	18:25:17.118
18 -	24.971	45.076	14.562	1:24.609	84.20	1.334	18:26:41.727
19 -	24.300	45.208	14.961	1:24.469	84.34	1.194	18:28:06.196
20 -	24.553	44.671	16.926	1:26.150	82.70	2.875	18:29:32.346
21 -	24.348	45.786	14.862	1:24.996	83.82	1.721	18:30:57.342

TCR UK Race Weekend - Donington Park - 9th/10th Sept 2023

SW Motorsports ClubSport Trophy

RACE 14 - SECTOR ANALYSIS



SECTOR 1 = FL to I1, SECTOR 2 = I1 to I2, SECTOR 3 = I2 to FL, DIFF = Difference To Personal Best Lap, P = Crossed Finish Line in Pit Lane, D = Time Disallowed

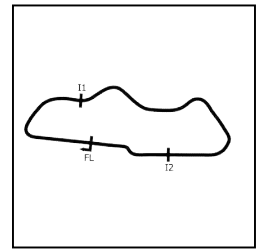
P13 831 C		Paul ADAMS		Renault Clio 197			
IDEAL LAP TIME : 1:23.239		BEST LAP TIME : 1:23.624		DIFFERENCE : 0.385			
LAP	SECTOR 1	SECTOR 2	SECTOR 3	LAP TIME	MPH	DIFF	TIME OF DAY
1 -		46.033	14.788	1:31.776	77.63	8.152	18:00:29.295
2 -	24.430	44.978	14.818	1:24.226	84.58	0.602	18:01:53.521
3 -	24.502	45.853	14.836	1:25.191	83.63	1.567	18:03:18.712
4 -	24.467	44.421	14.837	1:23.725 (2)	85.09	0.101	18:04:42.437
5 -	24.428	44.749	15.038	1:24.215	84.60	0.591	18:06:06.652
6 -	24.491	44.905	14.880	1:24.276	84.53	0.652	18:07:30.928
7 -	24.299	44.587	14.738	1:23.624 (1)	85.19		18:08:54.552
8 -	24.278	44.926	15.727	1:24.931	83.88	1.307	18:10:19.483
9 -	24.607	45.108	15.409	1:25.124	83.69	1.500	18:11:44.607
10 -	24.842	46.017	IN PIT	1:29.249 P	79.82	5.625	18:13:13.856
11 -	OUTLAP	47.661	15.613	3:29.945	33.93	2:06.321	18:16:43.801
12 -	25.312	45.293	15.244	1:25.849	82.99	2.225	18:18:09.650
13 -	24.181	44.628	15.153	1:23.962 (3)	84.85	0.338	18:19:33.612
14 -	24.443	45.124	17.206	1:26.773	82.10	3.149	18:21:00.385
15 -	24.495	45.541	16.413	1:26.449	82.41	2.825	18:22:26.834
16 -	24.789	45.177	15.021	1:24.987	83.83	1.363	18:23:51.821
17 -	24.167	44.616	16.294	1:25.077	83.74	1.453	18:25:16.898
18 -	24.734	44.953	14.651	1:24.338	84.47	0.714	18:26:41.236
19 -	25.183	45.614	15.614	1:26.411	82.45	2.787	18:28:07.647
20 -	25.479	44.724	15.357	1:25.560	83.27	1.936	18:29:33.207
21 -	25.310	45.063	14.727	1:25.100	83.72	1.476	18:30:58.307

P14 95 D		KALSI/SYCAMORE		Mazda MX-5 MK3			
IDEAL LAP TIME :		BEST LAP TIME : 1:23.717		DIFFERENCE :			
LAP	SECTOR 1	SECTOR 2	SECTOR 3	LAP TIME	MPH	DIFF	TIME OF DAY
1 -				1:35.687	74.45	11.970	18:00:33.206
2 -				1:25.772	83.06	2.055	18:01:58.978
3 -				1:25.920	82.92	2.203	18:03:24.898
4 -				1:24.367	84.44	0.650	18:04:49.265
5 -				1:24.106 (3)	84.71	0.389	18:06:13.371
6 -				1:23.870 (2)	84.94	0.153	18:07:37.241
7 -				1:24.106 (3)	84.71	0.389	18:09:01.347
8 -				1:23.717 (1)	85.10		18:10:25.064
9 -				1:25.740	83.09	2.023	18:11:50.804
10 -				1:24.868	83.94	1.151	18:13:15.672
11 -				1:24.942	83.87	1.225	18:14:40.614
12 -			IN PIT	1:28.942 P	80.10	5.225	18:16:09.556
13 -	OUTLAP			3:22.108	35.25	1:58.391	18:19:31.665
14 -				1:27.595	81.33	3.878	18:20:59.260
15 -				1:26.791	82.08	3.074	18:22:26.051
16 -				1:27.075	81.82	3.358	18:23:53.126
17 -				1:25.467	83.36	1.750	18:25:18.593
18 -				1:26.971	81.91	3.254	18:26:45.564
19 -				1:25.876	82.96	2.159	18:28:11.440
20 -				1:27.672	81.26	3.955	18:29:39.112
21 -				1:28.533	80.47	4.816	18:31:07.645

TCR UK Race Weekend - Donington Park - 9th/10th Sept 2023

SW Motorsports ClubSport Trophy

RACE 14 - SECTOR ANALYSIS



SECTOR 1 = FL to I1, SECTOR 2 = I1 to I2, SECTOR 3 = I2 to FL, DIFF = Difference To Personal Best Lap, P = Crossed Finish Line in Pit Lane, D = Time Disallowed

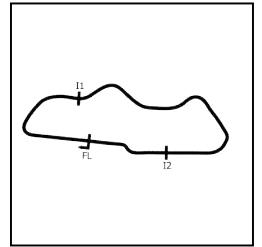
P15 107 D		WATSON / HARRISON		Renault Clio RS200			
IDEAL LAP TIME : 1:23.706		BEST LAP TIME : 1:23.986		DIFFERENCE : 0.280			
LAP	SECTOR 1	SECTOR 2	SECTOR 3	LAP TIME	MPH	DIFF	TIME OF DAY
1 -		48.386	16.231	1:37.271	73.24	13.285	18:00:34.790
2 -	25.268	45.515	17.446	1:28.229	80.75	4.243	18:02:03.019
3 -	24.982	45.668	14.792	1:25.442	83.38	1.456	18:03:28.461
4 -	24.684	45.403	16.474	1:26.561	82.30	2.575	18:04:55.022
5 -	24.750	44.899	14.652	1:24.301	84.51	0.315	18:06:19.323
6 -	24.394	45.212	14.721	1:24.327	84.48	0.341	18:07:43.650
7 -	24.879	44.715	14.597	1:24.191 (3)	84.62	0.205	18:09:07.841
8 -	24.456	44.824	14.706	1:23.986 (1)	84.83		18:10:31.827
9 -	24.445	46.325	15.717	1:26.487	82.37	2.501	18:11:58.314
10 -	24.704	45.626	14.818	1:25.148	83.67	1.162	18:13:23.462
11 -	24.649	44.759	14.715	1:24.123 (2)	84.69	0.137	18:14:47.585
12 -	24.624	46.731	IN PIT	1:30.838 P	78.43	6.852	18:16:18.423
13 -	OUTLAP	48.371	15.634	3:35.353	33.08	2:11.367	18:19:53.776
14 -	25.212	45.833	15.563	1:26.608	82.26	2.622	18:21:20.384
15 -	25.895	46.793	16.753	1:29.441	79.65	5.455	18:22:49.825
16 -	25.221	45.933	15.190	1:26.344	82.51	2.358	18:24:16.169
17 -	25.038	45.646	15.329	1:26.013	82.83	2.027	18:25:42.182
18 -	25.212	46.333	15.437	1:26.982	81.90	2.996	18:27:09.164
19 -	24.943	45.350	15.255	1:25.548	83.28	1.562	18:28:34.712
20 -	24.750	45.560	15.534	1:25.844	82.99	1.858	18:30:00.556
21 -	24.794	45.989	15.900	1:26.683	82.19	2.697	18:31:27.239

P16 45 C		Brendan MURPHY		BMW Compact			
IDEAL LAP TIME : 1:23.301		BEST LAP TIME : 1:23.853		DIFFERENCE : 0.552			
LAP	SECTOR 1	SECTOR 2	SECTOR 3	LAP TIME	MPH	DIFF	TIME OF DAY
1 -		47.832	16.288	1:38.187	72.56	14.334	18:00:35.706
2 -	24.923	45.421	16.749	1:27.093	81.80	3.240	18:02:02.799
3 -	24.428	45.443	15.251	1:25.122	83.69	1.269	18:03:27.921
4 -	24.951	45.256	15.384	1:25.591	83.24	1.738	18:04:53.512
5 -	24.225	45.213	15.090	1:24.528	84.28	0.675	18:06:18.040
6 -	24.321	45.435	15.071	1:24.827	83.99	0.974	18:07:42.867
7 -	24.147	45.275	15.010	1:24.432	84.38	0.579	18:09:07.299
8 -	24.058	45.030	14.765	1:23.853 (1)	84.96		18:10:31.152
9 -	24.540	45.204	15.659	1:25.403	83.42	1.550	18:11:56.555
10 -	24.537	44.949	IN PIT	1:28.811 P	80.22	4.958	18:13:25.366
11 -	OUTLAP	46.064	15.187	3:22.283	35.22	1:58.430	18:16:47.649
12 -	24.436	45.726	15.472	1:25.634	83.19	1.781	18:18:13.283
13 -	24.209	44.937	14.905	1:24.051 (2)	84.76	0.198	18:19:37.334
14 -	24.323	44.909	15.007	1:24.239 (3)	84.57	0.386	18:21:01.573
15 -	24.005	45.185	15.831	1:25.021	83.79	1.168	18:22:26.594
16 -	24.548	45.156	14.804	1:24.508	84.30	0.655	18:23:51.102
17 -	24.090	44.750	15.863	1:24.703	84.11	0.850	18:25:15.805
18 -	24.391	45.041	14.847	1:24.279	84.53	0.426	18:26:40.084
19 -	24.085	46.621	14.835	1:25.541	83.28	1.688	18:28:05.625
20 -	24.576	44.531	16.017	1:25.124	83.69	1.271	18:29:30.749
21 -	24.809	45.656	15.968	1:26.433	82.42	2.580	18:30:57.182

TCR UK Race Weekend - Donington Park - 9th/10th Sept 2023

SW Motorsports ClubSport Trophy

RACE 14 - SECTOR ANALYSIS



SECTOR 1 = FL to I1, SECTOR 2 = I1 to I2, SECTOR 3 = I2 to FL, DIFF = Difference To Personal Best Lap, P = Crossed Finish Line in Pit Lane, D = Time Disallowed

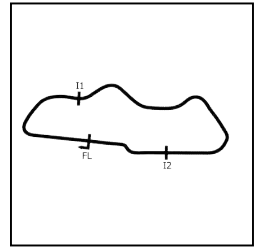
P17 19 D		Cameron BELL		Toyota MR2 Roadster			
IDEAL LAP TIME : 1:25.583		BEST LAP TIME : 1:25.914		DIFFERENCE : 0.331			
LAP	SECTOR 1	SECTOR 2	SECTOR 3	LAP TIME	MPH	DIFF	TIME OF DAY
1 -		46.811	15.388	1:34.565	75.34	8.651	18:00:32.084
2 -	24.871	45.940	15.722	1:26.533	82.33	0.619	18:01:58.617
3 -	24.829	46.482	15.450	1:26.761	82.11	0.847	18:03:25.378
4 -	24.954	46.534	15.022	1:26.510	82.35	0.596	18:04:51.888
5 -	24.817	46.374	15.286	1:26.477	82.38	0.563	18:06:18.365
6 -	25.003	46.440	15.033	1:26.476	82.38	0.562	18:07:44.841
7 -	24.793	47.016	15.327	1:27.136	81.76	1.222	18:09:11.977
8 -	25.043	46.460	15.229	1:26.732	82.14	0.818	18:10:38.709
9 -	25.046	46.630	14.975	1:26.651	82.22	0.737	18:12:05.360
10 -	24.998	46.881	IN PIT	1:29.881	P 79.26	3.967	18:13:35.241
11 -	OUTLAP	47.238	15.103	3:25.551	34.66	1:59.637	18:17:00.792
12 -	25.030	46.566	15.155	1:26.751	82.12	0.837	18:18:27.543
13 -	25.380	46.650	15.117	1:27.147	81.75	1.233	18:19:54.690
14 -	24.764	46.043	15.107	1:25.914 (1)	82.92		18:21:20.604
15 -	25.151	47.108	15.040	1:27.299	81.61	1.385	18:22:47.903
16 -	25.776	46.328	15.060	1:27.164	81.73	1.250	18:24:15.067
17 -	24.842	46.368	14.925	1:26.135	(3) 82.71	0.221	18:25:41.202
18 -	25.008	46.245	15.230	1:26.483	82.38	0.569	18:27:07.685
19 -	24.908	46.338	14.953	1:26.199	82.65	0.285	18:28:33.884
20 -	24.902	46.139	14.885	1:25.926	(2) 82.91	0.012	18:29:59.810
21 -	24.758	46.499	15.665	1:26.922	81.96	1.008	18:31:26.732

P18 22 E		Chris FANTANA		Mazda MX-5 Mk1			
IDEAL LAP TIME : 1:26.945		BEST LAP TIME : 1:26.982		DIFFERENCE : 0.037			
LAP	SECTOR 1	SECTOR 2	SECTOR 3	LAP TIME	MPH	DIFF	TIME OF DAY
1 -		48.732	15.667	1:38.896	72.04	11.914	18:00:36.415
2 -	25.414	47.123	15.484	1:28.021	80.94	1.039	18:02:04.436
3 -	25.403	46.928	15.621	1:27.952	81.00	0.970	18:03:32.388
4 -	25.325	46.670	15.714	1:27.709	(3) 81.23	0.727	18:05:00.097
5 -	25.508	46.611	15.818	1:27.937	81.01	0.955	18:06:28.034
6 -	25.470	46.823	15.629	1:27.922	81.03	0.940	18:07:55.956
7 -	25.251	46.870	15.434	1:27.555	(2) 81.37	0.573	18:09:23.511
8 -	25.038	46.473	15.471	1:26.982 (1)	81.90		18:10:50.493
9 -	25.274	46.958	15.564	1:27.796	81.14	0.814	18:12:18.289
10 -	25.403	46.872	15.638	1:27.913	81.04	0.931	18:13:46.202
11 -	25.634	46.799	15.491	1:27.924	81.03	0.942	18:15:14.126
12 -	25.362	48.432	15.700	1:29.494	79.61	2.512	18:16:43.620
13 -	26.380	47.260	IN PIT	1:31.131	P 78.18	4.149	18:18:14.751
14 -	OUTLAP	47.315	15.579	3:28.550	34.16	2:01.568	18:21:43.301
15 -	25.380	47.161	15.498	1:28.039	80.92	1.057	18:23:11.340
16 -	25.390	46.950	15.631	1:27.971	80.98	0.989	18:24:39.311
17 -	25.328	46.885	15.584	1:27.797	81.14	0.815	18:26:07.108
18 -	25.263	46.888	15.596	1:27.747	81.19	0.765	18:27:34.855
19 -	25.240	47.255	15.760	1:28.255	80.72	1.273	18:29:03.110
20 -	25.330	46.757	15.741	1:27.828	81.12	0.846	18:30:30.938

TCR UK Race Weekend - Donington Park - 9th/10th Sept 2023

SW Motorsports ClubSport Trophy

RACE 14 - SECTOR ANALYSIS



SECTOR 1 = FL to I1, SECTOR 2 = I1 to I2, SECTOR 3 = I2 to FL, DIFF = Difference To Personal Best Lap, P = Crossed Finish Line in Pit Lane, D = Time Disallowed

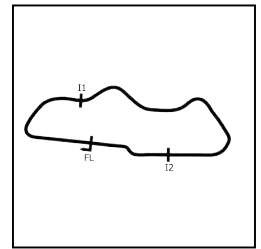
P19 16 E		Kevin SILVAIN		Mazda MX-5 MK1			
IDEAL LAP TIME : 1:24.487		BEST LAP TIME : 1:24.561		DIFFERENCE : 0.074			
LAP	SECTOR 1	SECTOR 2	SECTOR 3	LAP TIME	MPH	DIFF	TIME OF DAY
1 -		46.581	14.991	1:33.362	76.31	8.801	18:00:30.881
2 -	24.896	45.428	14.953	1:25.277	83.54	0.716	18:01:56.158
3 -	24.716	45.274	14.939	1:24.929 (2)	83.88	0.368	18:03:21.087
4 -	24.799	45.355	14.852	1:25.006 (3)	83.81	0.445	18:04:46.093
5 -	24.859	45.817	15.333	1:26.009	82.83	1.448	18:06:12.102
6 -	24.943	45.882	14.929	1:25.754	83.08	1.193	18:07:37.856
7 -	25.049	53.584	IN PIT	1:42.104 P	69.77	17.543	18:09:19.960
8 -	OUTLAP	45.890	14.833	4:14.517	27.99	2:49.956	18:13:34.477
9 -	25.434	45.591	14.767	1:25.792	83.04	1.231	18:15:00.269
10 -	25.038	46.308	14.959	1:26.305	82.55	1.744	18:16:26.574
11 -	24.984	46.303	14.993	1:26.280	82.57	1.719	18:17:52.854
12 -	25.022	46.061	14.895	1:25.978	82.86	1.417	18:19:18.832
13 -	25.248	46.845	14.801	1:26.894	81.99	2.333	18:20:45.726
14 -	24.951	46.433	14.979	1:26.363	82.49	1.802	18:22:12.089
15 -	25.235	45.532	14.822	1:25.589	83.24	1.028	18:23:37.678
16 -	24.949	45.251	15.274	1:25.474	83.35	0.913	18:25:03.152
17 -	24.961	45.604	14.745	1:25.310	83.51	0.749	18:26:28.462
18 -	24.858	45.718	14.872	1:25.448	83.37	0.887	18:27:53.910
19 -	24.744	45.026	14.791	1:24.561 (1)	84.25		18:29:18.471
20 -	24.978	45.158	14.884	1:25.020	83.79	0.459	18:30:43.491

P20 87 E		WALDEN/DALTON		Mazda MX-5 Mk1			
IDEAL LAP TIME : 1:27.213		BEST LAP TIME : 1:27.454		DIFFERENCE : 0.241			
LAP	SECTOR 1	SECTOR 2	SECTOR 3	LAP TIME	MPH	DIFF	TIME OF DAY
1 -		50.269	16.085	1:41.740	70.02	14.286	18:00:39.259
2 -	27.054	49.227	15.762	1:32.043	77.40	4.589	18:02:11.302
3 -	25.969	48.448	15.643	1:30.060	79.10	2.606	18:03:41.362
4 -	25.836	47.872	15.545	1:29.253	79.82	1.799	18:05:10.615
5 -	25.852	47.776	15.585	1:29.213	79.86	1.759	18:06:39.828
6 -	25.808	47.377	15.558	1:28.743	80.28	1.289	18:08:08.571
7 -	25.722	49.364	15.768	1:30.854	78.41	3.400	18:09:39.425
8 -	26.204	48.409	15.548	1:30.161	79.02	2.707	18:11:09.586
9 -	26.126	49.604	15.478	1:31.208	78.11	3.754	18:12:40.794
10 -	26.202	47.920	IN PIT	1:33.883 P	75.88	6.429	18:14:14.677
11 -	OUTLAP	48.322	15.454	3:31.313	33.71	2:03.859	18:17:45.990
12 -	25.659	47.475	15.358	1:28.492	80.51	1.038	18:19:14.482
13 -	25.706	47.403	16.233	1:29.342	79.74	1.888	18:20:43.824
14 -	25.954	47.454	15.229	1:28.637	80.38	1.183	18:22:12.461
15 -	25.602	46.588	15.264	1:27.454 (1)	81.46		18:23:39.915
16 -	25.789	47.249	15.254	1:28.292	80.69	0.838	18:25:08.207
17 -	25.854	47.083	15.103	1:28.040 (2)	80.92	0.586	18:26:36.247
18 -	26.070	46.801	15.206	1:28.077 (3)	80.89	0.623	18:28:04.324
19 -	26.515	47.821	15.233	1:29.569	79.54	2.115	18:29:33.893
20 -	26.062	47.189	15.023	1:28.274	80.71	0.820	18:31:02.167

TCR UK Race Weekend - Donington Park - 9th/10th Sept 2023

SW Motorsports ClubSport Trophy

RACE 14 - SECTOR ANALYSIS



SECTOR 1 = FL to I1, SECTOR 2 = I1 to I2, SECTOR 3 = I2 to FL, DIFF = Difference To Personal Best Lap, P = Crossed Finish Line in Pit Lane, D = Time Disallowed

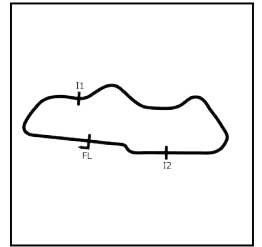
P21 171 E		SMITH / DENNISON		Mazda Mx5 Mk1			
IDEAL LAP TIME : 1:27.231		BEST LAP TIME : 1:27.596		DIFFERENCE : 0.365			
LAP	SECTOR 1	SECTOR 2	SECTOR 3	LAP TIME	MPH	DIFF	TIME OF DAY
1 -		48.777	15.887	1:39.464	71.62	11.868	18:00:36.983
2 -	25.651	46.779	15.640	1:28.070	80.89	0.474	18:02:05.053
3 -	25.607	47.449	15.867	1:28.923	80.12	1.327	18:03:33.976
4 -	25.520	47.124	15.417	1:28.061	80.90	0.465	18:05:02.037
5 -	25.926	47.203	15.542	1:28.671	80.34	1.075	18:06:30.708
6 -	25.663	46.967	15.404	1:28.034	80.93	0.438	18:07:58.742
7 -	25.553	47.405	15.280	1:28.238	80.74	0.642	18:09:26.980
8 -	25.579	47.062	15.278	1:27.919 (2)	81.03	0.323	18:10:54.899
9 -	25.848	47.220	15.517	1:28.585	80.42	0.989	18:12:23.484
10 -	25.685	47.275	15.502	1:28.462	80.53	0.866	18:13:51.946
11 -	25.806	46.998	IN PIT	1:32.249 P	77.23	4.653	18:15:24.195
12 -	OUTLAP	50.696	16.595	3:28.921	34.10	2:01.325	18:18:53.116
13 -	26.387	47.923	15.578	1:29.888	79.26	2.292	18:20:23.004
14 -	25.802	47.038	15.251	1:28.091	80.87	0.495	18:21:51.095
15 -	25.774	46.873	15.316	1:27.963	80.99	0.367	18:23:19.058
16 -	25.615	46.639	16.313	1:28.567	80.44	0.971	18:24:47.625
17 -	25.903	47.181	16.105	1:29.189	79.88	1.593	18:26:16.814
18 -	25.623	47.181	15.263	1:28.067	80.90	0.471	18:27:44.881
19 -	25.836	46.688	15.072	1:27.596 (1)	81.33		18:29:12.477
20 -	25.812	46.710	15.401	1:27.923 (3)	81.03	0.327	18:30:40.400

P22 17 D		Kate MORRIS		Renault Clio 200			
IDEAL LAP TIME : 1:27.958		BEST LAP TIME : 1:28.189		DIFFERENCE : 0.231			
LAP	SECTOR 1	SECTOR 2	SECTOR 3	LAP TIME	MPH	DIFF	TIME OF DAY
1 -		49.469	16.761	1:41.249	70.36	13.060	18:00:38.768
2 -	26.934	48.337	16.480	1:31.751	77.65	3.562	18:02:10.519
3 -	26.151	47.829	16.191	1:30.171	79.01	1.982	18:03:40.690
4 -	25.897	47.414	15.765	1:29.076	79.98	0.887	18:05:09.766
5 -	25.576	47.395	16.003	1:28.974	80.07	0.785	18:06:38.740
6 -	25.734	47.622	16.069	1:29.425	79.67	1.236	18:08:08.165
7 -	25.816	48.468	IN PIT	1:34.485 P	75.40	6.296	18:09:42.650
8 -	OUTLAP	49.450	16.873	3:32.189	33.57	2:04.000	18:13:14.839
9 -	26.315	48.722	16.206	1:31.243	78.08	3.054	18:14:46.082
10 -	25.842	49.167	16.223	1:31.232	78.09	3.043	18:16:17.314
11 -	26.252	48.393	16.086	1:30.731	78.52	2.542	18:17:48.045
12 -	25.876	47.948	15.937	1:29.761	79.37	1.572	18:19:17.806
13 -	25.854	49.127	15.751	1:30.732	78.52	2.543	18:20:48.538
14 -	25.606	47.324	15.811	1:28.741	80.28	0.552	18:22:17.279
15 -	25.660	46.834	15.822	1:28.316 (2)	80.67	0.127	18:23:45.595
16 -	25.636	47.396	17.600	1:30.632	78.61	2.443	18:25:16.227
17 -	26.828	47.963	16.619	1:31.410	77.94	3.221	18:26:47.637
18 -	26.248	47.736	15.790	1:29.774	79.36	1.585	18:28:17.411
19 -	25.806	46.975	15.791	1:28.572 (3)	80.43	0.383	18:29:45.983
20 -	25.697	46.944	15.548	1:28.189 (1)	80.78		18:31:14.172

TCR UK Race Weekend - Donington Park - 9th/10th Sept 2023

SW Motorsports ClubSport Trophy

RACE 14 - SECTOR ANALYSIS



SECTOR 1 = FL to I1, SECTOR 2 = I1 to I2, SECTOR 3 = I2 to FL, DIFF = Difference To Personal Best Lap, P = Crossed Finish Line in Pit Lane, D = Time Disallowed

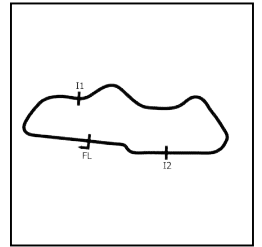
P23 133 E		RISBRIDGER / OATES		Mazda2 Sport			
IDEAL LAP TIME : 1:31.550		BEST LAP TIME : 1:32.906		DIFFERENCE : 1.356			
LAP	SECTOR 1	SECTOR 2	SECTOR 3	LAP TIME	MPH	DIFF	TIME OF DAY
1 -		53.097	18.328	1:49.721	64.93	16.815	18:00:47.240
2 -	27.820	49.351	17.125	1:34.296	75.55	1.390	18:02:21.536
3 -	27.236	49.538	17.960	1:34.734	75.20	1.828	18:03:56.270
4 -	26.973	49.218	17.947	1:34.138	75.68	1.232	18:05:30.408
5 -	27.018	50.958	17.142	1:35.118	74.90	2.212	18:07:05.526
6 -	27.074	50.550	16.665	1:34.289	75.56	1.383	18:08:39.815
7 -	26.956	49.743	16.725	1:33.424	76.26	0.518	18:10:13.239
8 -	26.864	48.828	17.214	1:32.906 (1)	76.68		18:11:46.145
9 -	28.049	49.749	IN PIT	1:36.634 P	73.72	3.728	18:13:22.779
10 -	OUTLAP	53.654	16.481	3:38.312	32.63	2:05.406	18:17:01.091
11 -	27.368	49.268	17.415	1:34.051	75.75	1.145	18:18:35.142
12 -	26.929	49.837	16.224	1:32.990 (2)	76.61	0.084	18:20:08.132
13 -	27.343	49.536	16.237	1:33.116 (3)	76.51	0.210	18:21:41.248
14 -	27.577	49.284	16.332	1:33.193	76.45	0.287	18:23:14.441
15 -	26.998	48.844	17.586	1:33.428	76.25	0.522	18:24:47.869
16 -	27.461	51.896	16.056	1:35.413	74.67	2.507	18:26:23.282
17 -	26.666	49.573	17.344	1:33.583	76.13	0.677	18:27:56.865
18 -	27.281	50.173	17.584	1:35.038	74.96	2.132	18:29:31.903
19 -	27.459	49.895	16.316	1:33.670	76.06	0.764	18:31:05.573

P24 31 E		LOMAS / NORTH		Fiat Panda			
IDEAL LAP TIME : 1:30.392		BEST LAP TIME : 1:30.914		DIFFERENCE : 0.522			
LAP	SECTOR 1	SECTOR 2	SECTOR 3	LAP TIME	MPH	DIFF	TIME OF DAY
1 -		53.969	17.986	1:49.951	64.79	19.037	18:00:47.470
2 -	27.235	48.633	16.777	1:32.645	76.90	1.731	18:02:20.115
3 -	26.851	49.583	16.165	1:32.599	76.94	1.685	18:03:52.714
4 -	26.732	47.991	16.779	1:31.502 (3)	77.86	0.588	18:05:24.216
5 -	27.148	47.888	15.878	1:30.914 (1)	78.36		18:06:55.130
6 -	28.373	48.515	16.662	1:33.550	76.15	2.636	18:08:28.680
7 -	27.200	51.107	16.062	1:34.369	75.49	3.455	18:10:03.049
8 -	26.626	48.435	16.058	1:31.119 (2)	78.19	0.205	18:11:34.168
9 -	26.805	49.193	IN PIT	1:37.619 P	72.98	6.705	18:13:11.787
10 -	OUTLAP	53.866	17.519	3:37.958	32.68	2:07.044	18:16:49.745
11 -	27.956	51.471	17.192	1:36.619	73.73	5.705	18:18:26.364
12 -	28.006	51.437	16.996	1:36.439	73.87	5.525	18:20:02.803
13 -	27.614	51.198	16.725	1:35.537	74.57	4.623	18:21:38.340
14 -	27.244	50.507	16.661	1:34.412	75.46	3.498	18:23:12.752
15 -	27.101	49.630	16.128	1:32.859	76.72	1.945	18:24:45.611
16 -	27.354	50.433	17.477	1:35.264	74.78	4.350	18:26:20.875
17 -	27.233	51.052	16.857	1:35.142	74.88	4.228	18:27:56.017
18 -	27.418	50.938	18.267	1:36.623	73.73	5.709	18:29:32.640
19 -	28.234	51.772	17.063	1:37.069	73.39	6.155	18:31:09.709

TCR UK Race Weekend - Donington Park - 9th/10th Sept 2023

SW Motorsports ClubSport Trophy

RACE 14 - SECTOR ANALYSIS



SECTOR 1 = FL to I1, SECTOR 2 = I1 to I2, SECTOR 3 = I2 to FL, DIFF = Difference To Personal Best Lap, P = Crossed Finish Line in Pit Lane, D = Time Disallowed

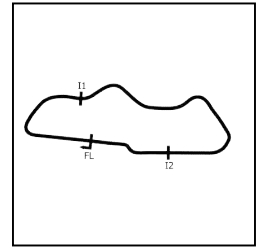
P25 414 D		TUNBRIDGE / SAWYER		Mazda MX5 Mk3			
IDEAL LAP TIME : 1:29.140		BEST LAP TIME : 1:30.285		DIFFERENCE : 1.145			
LAP	SECTOR 1	SECTOR 2	SECTOR 3	LAP TIME	MPH	DIFF	TIME OF DAY
1 -		52.783	17.161	1:48.634	65.58	18.349	18:00:46.153
2 -	26.881	49.658	16.606	1:33.145	76.48	2.860	18:02:19.298
3 -	26.674	48.536	16.200	1:31.410 (3)	77.94	1.125	18:03:50.708
4 -	26.677	49.070	16.184	1:31.931	77.49	1.646	18:05:22.639
5 -	26.354	48.976	16.128	1:31.458	77.90	1.173	18:06:54.097
6 -	26.950	50.039	17.099	1:34.088	75.72	3.803	18:08:28.185
7 -	26.571	49.412	17.436	1:33.419	76.26	3.134	18:10:01.604
8 -	26.735	49.065	16.166	1:31.966	77.47	1.681	18:11:33.570
9 -	26.564	49.051	IN PIT	1:36.729 P	73.65	6.444	18:13:10.299
10 -	OUTLAP	55.156	17.151	4:04.515	29.13	2:34.230	18:17:14.814
11 -	27.748	53.441	16.963	1:38.152	72.58	7.867	18:18:52.966
12 -	26.960	49.681	16.249	1:32.890	76.69	2.605	18:20:25.856
13 -	26.226	49.238	16.484	1:31.948	77.48	1.663	18:21:57.804
14 -	27.734	48.651	16.585	1:32.970	76.63	2.685	18:23:30.774
15 -	26.262	49.748	16.500	1:32.510	77.01	2.225	18:25:03.284
16 -	26.072	48.102	16.349	1:30.523 (2)	78.70	0.238	18:26:33.807
17 -	26.347	52.242	16.230	1:34.819	75.13	4.534	18:28:08.626
18 -	26.212	49.160	16.175	1:31.547	77.82	1.262	18:29:40.173
19 -	25.756	47.256	17.273	1:30.285 (1)	78.91		18:31:10.458

P26 18 E		Nick DOUGILL		Mazda2			
IDEAL LAP TIME : 1:32.414		BEST LAP TIME : 1:33.136		DIFFERENCE : 0.722			
LAP	SECTOR 1	SECTOR 2	SECTOR 3	LAP TIME	MPH	DIFF	TIME OF DAY
1 -		50.282	17.269	1:44.475	68.19	11.339	18:00:41.994
2 -	27.915	49.705	16.622	1:34.242	75.59	1.106	18:02:16.236
3 -	27.860	49.479	16.579	1:33.918	75.86	0.782	18:03:50.154
4 -	27.747	49.410	16.752	1:33.909	75.86	0.773	18:05:24.063
5 -	27.749	58.620	17.665	1:44.034	68.48	10.898	18:07:08.097
6 -	28.545	50.633	16.711	1:35.889	74.30	2.753	18:08:43.986
7 -	27.786	49.589	16.497	1:33.872	75.89	0.736	18:10:17.858
8 -	27.507	50.717	16.502	1:34.726	75.21	1.590	18:11:52.584
9 -	27.492	49.364	IN PIT	1:34.986 P	75.00	1.850	18:13:27.570
10 -	OUTLAP	51.026	16.155	3:32.926	33.46	1:59.790	18:17:00.496
11 -	27.226	49.582	16.353	1:33.161 (2)	76.47	0.025	18:18:33.657
12 -	27.367	49.440	16.614	1:33.421	76.26	0.285	18:20:07.078
13 -	27.990	49.291	16.300	1:33.581	76.13	0.445	18:21:40.659
14 -	27.498	49.387	16.407	1:33.292 (3)	76.36	0.156	18:23:13.951
15 -	27.037	49.222	16.877	1:33.136 (1)	76.49		18:24:47.087
16 -	27.811	49.253	17.486	1:34.550	75.35	1.414	18:26:21.637
17 -	27.302	50.426	17.499	1:35.227	74.81	2.091	18:27:56.864
18 -	27.975	49.944	18.206	1:36.125	74.11	2.989	18:29:32.989
19 -	28.158	51.653	18.532	1:38.343	72.44	5.207	18:31:11.332

TCR UK Race Weekend - Donington Park - 9th/10th Sept 2023

SW Motorsports ClubSport Trophy

RACE 14 - SECTOR ANALYSIS



SECTOR 1 = FL to I1, SECTOR 2 = I1 to I2, SECTOR 3 = I2 to FL, DIFF = Difference To Personal Best Lap, P = Crossed Finish Line in Pit Lane, D = Time Disallowed

P27 66 D		BONSOR / HACKETT		MGZR			
IDEAL LAP TIME : 1:32.402		BEST LAP TIME : 1:33.215		DIFFERENCE : 0.813			
LAP	SECTOR 1	SECTOR 2	SECTOR 3	LAP TIME	MPH	DIFF	TIME OF DAY
1 -		51.119	16.718	1:45.481	67.54	12.266	18:00:43.000
2 -	27.617	49.912	17.256	1:34.785	75.16	1.570	18:02:17.785
3 -	28.642	50.173	16.747	1:35.562	74.55	2.347	18:03:53.347
4 -	27.351	51.094	17.918	1:36.363	73.93	3.148	18:05:29.710
5 -	27.445	50.875	17.185	1:35.505	74.59	2.290	18:07:05.215
6 -	31.115	51.334	17.494	1:39.943	71.28	6.728	18:08:45.158
7 -	27.854	50.331	17.649	1:35.834	74.34	2.619	18:10:20.992
8 -	32.494	50.814	IN PIT	1:46.101	P 67.14	12.886	18:12:07.093
9 -	OUTLAP	50.224	16.559	3:38.694	32.57	2:05.479	18:15:45.787
10 -	27.656	52.311	16.160	1:36.127	74.11	2.912	18:17:21.914
11 -	28.038	51.156	16.643	1:35.837	74.34	2.622	18:18:57.751
12 -	27.356	51.524	16.329	1:35.209	74.83	1.994	18:20:32.960
13 -	26.927	49.801	16.487	1:33.215 (1)	76.43		18:22:06.175
14 -	26.860	49.878	16.549	1:33.287 (2)	76.37	0.072	18:23:39.462
15 -	26.930	49.382	17.321	1:33.633	76.09	0.418	18:25:13.095
16 -	27.714	50.144	17.215	1:35.073	74.93	1.858	18:26:48.168
17 -	27.544	49.404	18.534	1:35.482	74.61	2.267	18:28:23.650
18 -	28.012	49.818	16.354	1:34.184	75.64	0.969	18:29:57.834
19 -	26.975	49.798	16.570	1:33.343 (3)	76.32	0.128	18:31:31.177

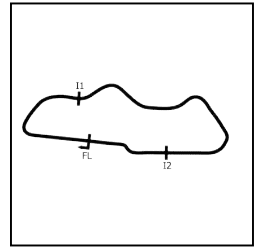
P28 75 C		Craig EMMERSON		BMW 330 E46			
IDEAL LAP TIME : 1:30.450		BEST LAP TIME : 1:31.127		DIFFERENCE : 0.677			
LAP	SECTOR 1	SECTOR 2	SECTOR 3	LAP TIME	MPH	DIFF	TIME OF DAY
1 -		53.082	17.195	1:47.888	66.03	16.761	18:00:45.407
2 -	27.099	50.459	18.207	1:35.765	74.39	4.638	18:02:21.172
3 -	27.322	49.269	17.118	1:33.709	76.02	2.582	18:03:54.881
4 -	27.021	49.955	17.649	1:34.625	75.29	3.498	18:05:29.506
5 -	27.131	52.320	18.823	1:38.274	72.49	7.147	18:07:07.780
6 -	29.236	51.558	17.129	1:37.923	72.75	6.796	18:08:45.703
7 -	27.701	50.523	17.515	1:35.739	74.41	4.612	18:10:21.442
8 -	28.187	50.677	IN PIT	1:41.757	P 70.01	10.630	18:12:03.199
9 -	OUTLAP	51.114	17.467	3:48.798	31.13	2:17.671	18:15:51.997
10 -	27.528	50.896	17.466	1:35.890	74.30	4.763	18:17:27.887
11 -	27.814	51.419	16.918	1:36.151	74.09	5.024	18:19:04.038
12 -	27.325	50.464	16.684	1:34.473	75.41	3.346	18:20:38.511
13 -	26.961	49.155	16.548	1:32.664 (3)	76.88	1.537	18:22:11.175
14 -	27.429	48.858	16.440	1:32.727	76.83	1.600	18:23:43.902
15 -	26.839	50.313	18.006	1:35.158	74.87	4.031	18:25:19.060
16 -	26.925	49.560	16.152	1:32.637 (2)	76.90	1.510	18:26:51.697
17 -	26.999	49.199	16.505	1:32.703	76.85	1.576	18:28:24.400
18 -	26.802	48.003	16.322	1:31.127 (1)	78.18		18:29:55.527
19 -	26.295	1:05.156	18.061	1:49.512	65.05	18.385	18:31:45.039

P29 241 C		Matt MASSEY		Honda Civic Type R			
IDEAL LAP TIME : 1:25.467		BEST LAP TIME : 1:25.606		DIFFERENCE : 0.139			
LAP	SECTOR 1	SECTOR 2	SECTOR 3	LAP TIME	MPH	DIFF	TIME OF DAY
1 -		47.726	16.140	1:37.746	72.88	12.140	18:00:35.265
2 -	25.019	45.618	15.486	1:26.123 (2)	82.72	0.517	18:02:01.388
3 -	25.074	45.459	15.073	1:25.606 (1)	83.22		18:03:26.994
4 -	25.455	45.835	15.743	1:27.033	81.86	1.427	18:04:54.027
5 -	25.069	46.617	16.729	1:28.415	80.58	2.809	18:06:22.442
6 -	27.813	46.320	15.365	1:29.498	79.60	3.892	18:07:51.940
7 -	25.141	47.796	15.512	1:28.449	80.55	2.843	18:09:20.389
8 -	24.979	45.720	15.471	1:26.170 (3)	82.68	0.564	18:10:46.559
9 -	25.171	46.893	15.110	1:27.174	81.72	1.568	18:12:13.733
10 -	34.291	47.250	IN PIT	1:40.028	P 71.22	14.422	18:13:53.761
11 -	OUTLAP	48.067	15.456	3:23.470	35.01	1:57.864	18:17:17.231
12 -	24.935	46.443	15.188	1:26.566	82.30	0.960	18:18:43.797
13 -	31.683	1:07.671	IN PIT	2:03.513	P 57.68	37.907	18:20:47.310

TCR UK Race Weekend - Donington Park - 9th/10th Sept 2023

SW Motorsports ClubSport Trophy

RACE 14 - SECTOR ANALYSIS



SECTOR 1 = FL to I1, SECTOR 2 = I1 to I2, SECTOR 3 = I2 to FL, DIFF = Difference To Personal Best Lap, P = Crossed Finish Line in Pit Lane, D = Time Disallowed

P30 118 A		David MAY		Nissan 370Z			
IDEAL LAP TIME : 1:16.989		BEST LAP TIME : 1:17.609		DIFFERENCE : 0.620			
LAP	SECTOR 1	SECTOR 2	SECTOR 3	LAP TIME	MPH	DIFF	TIME OF DAY
1 -		43.313	14.378	1:26.419	82.44	8.810	18:00:23.938
2 -	22.195	41.770	13.644	1:17.609 (1)	91.80		18:01:41.547
3 -	22.005	42.169	14.015	1:18.189	91.12	0.580	18:02:59.736
4 -	22.373	41.589	13.796	1:17.758 (2)	91.62	0.149	18:04:17.494
5 -	22.290	41.820	13.761	1:17.871 (3)	91.49	0.262	18:05:35.365
6 -	22.745	44.186	14.519	1:21.450	87.47	3.841	18:06:56.815
7 -	23.135	42.258	13.548	1:18.941	90.25	1.332	18:08:15.756
8 -	22.156	42.300	13.834	1:18.290	91.00	0.681	18:09:34.046
9 -	22.487	42.014	IN PIT	1:23.329 P	85.50	5.720	18:10:57.375
10 -	OUTLAP	41.436	14.860	3:19.955	35.63	2:02.346	18:14:17.330

P31 12 B		Johnathan MEE		Lotus Elise			
IDEAL LAP TIME : 1:19.801		BEST LAP TIME : 1:20.124		DIFFERENCE : 0.323			
LAP	SECTOR 1	SECTOR 2	SECTOR 3	LAP TIME	MPH	DIFF	TIME OF DAY
1 -		44.687	14.882	1:28.103	80.86	7.979	18:00:25.622
2 -	23.566	42.579	14.159	1:20.304 (2)	88.72	0.180	18:01:45.926
3 -	23.140	43.621	14.229	1:20.990	87.96	0.866	18:03:06.916
4 -	23.154	42.970	14.422	1:20.546 (3)	88.45	0.422	18:04:27.462
5 -	23.266	42.672	14.186	1:20.124 (1)	88.92		18:05:47.586
6 -	23.209	43.649	15.064	1:21.922	86.96	1.798	18:07:09.508
7 -	24.494	44.693	14.172	1:23.359	85.46	3.235	18:08:32.867
8 -	23.337	43.592	14.082	1:21.011	87.94	0.887	18:09:53.878
9 -	23.316	42.709	IN PIT	1:23.365 P	85.46	3.241	18:11:17.243

P32 25 B		Paul HINSON		BMW Compact			
IDEAL LAP TIME : 1:19.070		BEST LAP TIME : 1:19.548		DIFFERENCE : 0.478			
LAP	SECTOR 1	SECTOR 2	SECTOR 3	LAP TIME	MPH	DIFF	TIME OF DAY
1 -		44.912	14.298	1:27.146	81.75	7.598	18:00:24.665
2 -	22.960	42.531	14.668	1:20.159 (2)	88.88	0.611	18:01:44.824
3 -	22.975	43.906	14.271	1:21.152 (3)	87.79	1.604	18:03:05.976
4 -	23.264	41.961	14.323	1:19.548 (1)	89.56		18:04:25.524
5 -	22.838	50.374	IN PIT	1:31.721 P	77.67	12.173	18:05:57.245

P33 37 B		EVANS / HART		Honda Civic Type R			
IDEAL LAP TIME : 1:52.856		BEST LAP TIME :		DIFFERENCE :			
LAP	SECTOR 1	SECTOR 2	SECTOR 3	LAP TIME	MPH	DIFF	TIME OF DAY
1 -		48.608	16.294	1:40.593	70.82		18:00:38.112

TCR UK Race Weekend - Donington Park - 9th/10th Sept 2023

SW Motorsports ClubSport Trophy

RACE 14 - BEST SECTORS

SECTOR 1			SECTOR 2			SECTOR 3			IDEAL / BEST COMPARISON						
POS	NO	NAME	TIME	NO	NAME	TIME	NO	NAME	TIME	POS	NO	NAME	IDEAL	BEST	DIFF
													PERFECT LAP	1:16.979	
1	118	MAY	22.005	118	MAY	41.436	5	ALFORD	13.538	1	118	MAY	1:16.989	1:17.609	0.620
2	5	ALFORD	22.352	6	PARKIN	41.715	118	MAY	13.548	2	5	ALFORD	1:17.905	1:18.347	0.442
3	6	PARKIN	22.764	25	HINSON	41.961	6	PARKIN	13.732	3	6	PARKIN	1:18.211	1:18.370	0.159
4	25	HINSON	22.838	5	ALFORD	42.015	115	HUNTER	13.793	4	25	HINSON	1:19.070	1:19.548	0.478
5	15	DYER	22.848	3	SUMMERS	42.240	15	DYER	13.857	5	3	SUMMERS	1:19.124	1:19.346	0.222
6	27	BILIMORIA	22.921	115	HUNTER	42.544	3	SUMMERS	13.892	6	115	HUNTER	1:19.274	1:19.838	0.564
7	115	HUNTER	22.937	12	MEE	42.579	27	BILIMORIA	13.974	7	27	BILIMORIA	1:19.519	1:19.720	0.201
8	3	SUMMERS	22.992	27	BILIMORIA	42.624	122	KAVANAGH	13.990	8	15	DYER	1:19.524	1:19.904	0.380
9	12	MEE	23.140	122	KAVANAGH	42.711	12	MEE	14.082	9	12	MEE	1:19.801	1:20.124	0.323
10	122	KAVANAGH	23.155	15	DYER	42.819	25	HINSON	14.271	10	122	KAVANAGH	1:19.856	1:20.216	0.360
11	173	BOOTH/MAKAR	23.500	36	DUNMORE	43.944	173	BOOTH/MAKAR	14.414	11	36	DUNMORE	1:22.102	1:22.484	0.382
12	36	DUNMORE	23.696	333	KILROY	44.153	36	DUNMORE	14.462	12	173	BOOTH/MAKAR	1:22.109	1:22.341	0.232
13	45	MURPHY	24.005	173	BOOTH/MAKAR	44.195	62	STONE	14.562	13	62	STONE	1:23.010	1:23.275	0.265
14	62	STONE	24.086	14	COULSON	44.320	107	WATSON / HARRISON	14.597	14	333	KILROY	1:23.121	1:23.714	0.593
15	14	COULSON	24.102	62	STONE	44.362	831	ADAMS	14.651	15	14	COULSON	1:23.167	1:23.684	0.517
16	831	ADAMS	24.167	831	ADAMS	44.421	14	COULSON	14.745	16	831	ADAMS	1:23.239	1:23.624	0.385
17	333	KILROY	24.193	45	MURPHY	44.531	16	SILVAIN	14.745	17	45	MURPHY	1:23.301	1:23.853	0.552
18	107	WATSON / HARRISON	24.394	107	WATSON / HARRISON	44.715	45	MURPHY	14.765	18	107	WATSON / HARRISON	1:23.706	1:23.986	0.280
19	16	SILVAIN	24.716	16	SILVAIN	45.026	333	KILROY	14.775	19	16	SILVAIN	1:24.487	1:24.561	0.074
20	19	BELL	24.758	241	MASSEY	45.459	19	BELL	14.885	20	241	MASSEY	1:25.467	1:25.606	0.139
21	241	MASSEY	24.935	19	BELL	45.940	87	WALDEN/DALTON	15.023	21	19	BELL	1:25.583	1:25.914	0.331
22	22	FANTANA	25.038	22	FANTANA	46.473	171	SMITH / DENNISON	15.072	22	22	FANTANA	1:26.945	1:26.982	0.037
23	171	SMITH / DENNISON	25.520	87	WALDEN/DALTON	46.588	241	MASSEY	15.073	23	87	WALDEN/DALTON	1:27.213	1:27.454	0.241
24	17	MORRIS	25.576	171	SMITH / DENNISON	46.639	22	FANTANA	15.434	24	171	SMITH / DENNISON	1:27.231	1:27.596	0.365
25	87	WALDEN/DALTON	25.602	17	MORRIS	46.834	17	MORRIS	15.548	25	17	MORRIS	1:27.958	1:28.189	0.231
26	414	TUNBRIDGE / SAWYER	25.756	414	TUNBRIDGE / SAWYER	47.256	31	LOMAS / NORTH	15.878	26	414	TUNBRIDGE / SAWYER	1:29.140	1:30.285	1.145
27	75	EMMERSON	26.295	31	LOMAS / NORTH	47.888	133	RISBRIDGER / OATES	16.056	27	31	LOMAS / NORTH	1:30.392	1:30.914	0.522
28	31	LOMAS / NORTH	26.626	75	EMMERSON	48.003	414	TUNBRIDGE / SAWYER	16.128	28	75	EMMERSON	1:30.450	1:31.127	0.677
29	133	RISBRIDGER / OATES	26.666	37	EVANS / HART	48.608	75	EMMERSON	16.152	29	133	RISBRIDGER / OATES	1:31.550	1:32.906	1.356
30	66	BONSOR / HACKETT	26.860	133	RISBRIDGER / OATES	48.828	18	DOUGILL	16.155	30	66	BONSOR / HACKETT	1:32.402	1:33.215	0.813
31	18	DOUGILL	27.037	18	DOUGILL	49.222	66	BONSOR / HACKETT	16.160	31	18	DOUGILL	1:32.414	1:33.136	0.722
32	37	EVANS / HART	47.954	66	BONSOR / HACKETT	49.382	37	EVANS / HART	16.294	32	37	EVANS / HART	1:52.856		
33										33	95	KALSI/SYCAMORE		1:23.717	

TCR UK Race Weekend - Donington Park - 9th/10th Sept 2023

SW Motorsports ClubSport Trophy

RACE 14 - PIT STOP ANALYSIS

P1 6 Scott PARKIN				
STOP	IN TIME	STOP TIME	TOTAL TIME	OUT TIME
1 -	18:16:20.127	2:02.549	2:02.549	18:18:22.676

P2 5 James ALFORD				
STOP	IN TIME	STOP TIME	TOTAL TIME	OUT TIME
1 -	18:09:37.790	1:58.684	1:58.684	18:11:36.474

P3 15 Andrew DYER				
STOP	IN TIME	STOP TIME	TOTAL TIME	OUT TIME
1 -	18:15:12.108	2:02.413	2:02.413	18:17:14.521

P4 3 Steven SUMMERS				
STOP	IN TIME	STOP TIME	TOTAL TIME	OUT TIME
1 -	18:15:11.472	2:11.111	2:11.111	18:17:22.583

P5 115 Jonathan HUNTER				
STOP	IN TIME	STOP TIME	TOTAL TIME	OUT TIME
1 -	18:11:14.471	2:02.550	2:02.550	18:13:17.021

P6 27 Phiroze BILIMORIA				
STOP	IN TIME	STOP TIME	TOTAL TIME	OUT TIME
1 -	18:14:01.769	2:02.980	2:02.980	18:16:04.749

P7 122 Shay KAVANAGH				
STOP	IN TIME	STOP TIME	TOTAL TIME	OUT TIME
1 -	18:19:31.658	1:59.855	1:59.855	18:21:31.513

P8 36 Eliot DUNMORE				
STOP	IN TIME	STOP TIME	TOTAL TIME	OUT TIME
1 -	18:11:35.487	2:01.644	2:01.644	18:13:37.131

P9 173 BOOTH/MAKAR				
STOP	IN TIME	STOP TIME	TOTAL TIME	OUT TIME
1 -	18:10:22.785	2:01.617	2:01.617	18:12:24.402

P10 14 Jared COULSON				
STOP	IN TIME	STOP TIME	TOTAL TIME	OUT TIME
1 -	18:17:29.059	2:00.611	2:00.611	18:19:29.670

P11 333 Stuart KILROY				
STOP	IN TIME	STOP TIME	TOTAL TIME	OUT TIME
1 -	18:13:16.501	2:02.917	2:02.917	18:15:19.418

P12 62 Chris STONE				
STOP	IN TIME	STOP TIME	TOTAL TIME	OUT TIME
1 -	18:11:58.529	2:01.172	2:01.172	18:13:59.701

P13 831 Paul ADAMS				
STOP	IN TIME	STOP TIME	TOTAL TIME	OUT TIME
1 -	18:13:13.856	2:03.973	2:03.973	18:15:17.829

P14 95 KALSI/SYCAMORE				
STOP	IN TIME	STOP TIME	TOTAL TIME	OUT TIME
1 -	18:16:09.556	2:00.143	2:00.143	18:18:09.700

P15 107 WATSON / HARRISON				
STOP	IN TIME	STOP TIME	TOTAL TIME	OUT TIME
1 -	18:16:18.423	2:07.747	2:07.747	18:18:26.170

P16 45 Brendan MURPHY				
STOP	IN TIME	STOP TIME	TOTAL TIME	OUT TIME
1 -	18:13:25.366	1:58.461	1:58.461	18:15:23.827

P17 19 Cameron BELL				
STOP	IN TIME	STOP TIME	TOTAL TIME	OUT TIME
1 -	18:13:35.241	1:59.466	1:59.466	18:15:34.707

P18 22 Chris FANTANA				
STOP	IN TIME	STOP TIME	TOTAL TIME	OUT TIME
1 -	18:18:14.751	2:02.352	2:02.352	18:20:17.103

P19 16 Kevin SILVAIN				
STOP	IN TIME	STOP TIME	TOTAL TIME	OUT TIME
1 -	18:09:19.960	2:51.381	2:51.381	18:12:11.341

P20 87 WALDEN/DALTON				
STOP	IN TIME	STOP TIME	TOTAL TIME	OUT TIME
1 -	18:14:14.677	2:04.325	2:04.325	18:16:19.002

P21 171 SMITH / DENNISON				
STOP	IN TIME	STOP TIME	TOTAL TIME	OUT TIME
1 -	18:15:24.195	1:57.799	1:57.799	18:17:21.994

P22 17 Kate MORRIS				
STOP	IN TIME	STOP TIME	TOTAL TIME	OUT TIME
1 -	18:09:42.650	2:01.917	2:01.917	18:11:44.567

P23 133 RISBRIDGER / OATES				
STOP	IN TIME	STOP TIME	TOTAL TIME	OUT TIME
1 -	18:13:22.779	2:03.353	2:03.353	18:15:26.132

P24 31 LOMAS / NORTH				
STOP	IN TIME	STOP TIME	TOTAL TIME	OUT TIME
1 -	18:13:11.787	2:02.020	2:02.020	18:15:13.807

P25 414 TUNBRIDGE / SAWYER				
STOP	IN TIME	STOP TIME	TOTAL TIME	OUT TIME
1 -	18:13:10.299	2:26.716	2:26.716	18:15:37.015

P26 18 Nick DOUGILL				
STOP	IN TIME	STOP TIME	TOTAL TIME	OUT TIME
1 -	18:13:27.570	2:01.292	2:01.292	18:15:28.862

TCR UK Race Weekend - Donington Park - 9th/10th Sept 2023

SW Motorsports ClubSport Trophy

RACE 14 - PIT STOP ANALYSIS

P27 66 BONSOR / HACKETT				
STOP	IN TIME	STOP TIME	TOTAL TIME	OUT TIME
1 -	18:12:07.093	2:05.891	2:05.891	18:14:12.984

P28 75 Craig EMMERSON				
STOP	IN TIME	STOP TIME	TOTAL TIME	OUT TIME
1 -	18:12:03.199	2:14.990	2:14.990	18:14:18.189

P29 241 Matt MASSEY				
STOP	IN TIME	STOP TIME	TOTAL TIME	OUT TIME
1 -	18:13:53.761	1:56.975	1:56.975	18:15:50.736
2 -	18:20:47.310			

P30 118 David MAY				
STOP	IN TIME	STOP TIME	TOTAL TIME	OUT TIME
1 -	18:10:57.375	2:03.231	2:03.231	18:13:00.606

P31 12 Johnathan MEE				
STOP	IN TIME	STOP TIME	TOTAL TIME	OUT TIME
1 -	18:11:17.243			

P32 25 Paul HINSON				
STOP	IN TIME	STOP TIME	TOTAL TIME	OUT TIME
1 -	18:05:57.245			

TCR UK Race Weekend - Donington Park - 9th/10th Sept 2023

SW Motorsports ClubSport Trophy

RACE 14 - STATISTICS

Competitors Started	33
Planned Start	2023-09-10 @ 17:15:00.000
Actual Start	2023-09-10 @ 17:58:57.518
Finish Time	2023-09-10 @ 18:30:02.869
Track Length	1.9790mi.
Total Laps	616
Total Distance Covered	1219.1054mi.

Session Fastest Lap History

NO	CL	NAME	LAP TIME	TIME OF DAY	LAP	VEHICLE
5	A	James ALFORD	1:18.712	18:01:38.936	2	VW Golf
118	A	David MAY	1:17.609	18:01:41.565	2	Nissan 370Z

Session Leader History

NO	CL	NAME	FROM LAP	LAPS LED	DISTANCE	VEHICLE
5	A	James ALFORD	1	4	7.87 miles	VW Golf
118	A	David MAY	5	4	7.91 miles	Nissan 370Z
6	B	Scott PARKIN	9	5	9.89 miles	Audi TTRC
122	A	Shay KAVANAGH	14	2	3.95 miles	Honda Civic
5	A	James ALFORD	16	7	13.85 miles	VW Golf

Flag History

TYPE	TIME OF DAY
GREEN	17:58:57.518
FINISH	18:30:02.869

Flag Statistics

TYPE	COUNT	TOTAL LAPS	TOTAL TIME
Green	1	22	33:09.150
Red	0	0	0.000
Safety Car	0	0	0.000
FCY	0	0	0.000

TCR UK Race Weekend - Donington Park - 9th/10th Sept 2023

SW Motorsports ClubSport Trophy

RACE 14 - STATISTICS

CLASS : A

5 Starters

Fastest Lap History

NO	NAME	LAP TIME	TIME OF DAY	LAP	VEHICLE
5	James ALFORD	1:18.712	18:01:38.936	2	VW Golf
118	David MAY	1:17.609	18:01:41.565	2	Nissan 370Z

Leader History

NO	NAME	FROM LAP	LAPS LED	DISTANCE	VEHICLE
5	James ALFORD	1	4	7.87 miles	VW Golf
118	David MAY	5	5	9.89 miles	Nissan 370Z
15	Andrew DYER	10	3	5.93 miles	Audi TTCR
122	Shay KAVANAGH	13	3	5.93 miles	Honda Civic
5	James ALFORD	16	7	13.85 miles	VW Golf

TCR UK Race Weekend - Donington Park - 9th/10th Sept 2023

SW Motorsports ClubSport Trophy

RACE 14 - STATISTICS

CLASS : B

8 Starters

Fastest Lap History

NO	NAME	LAP TIME	TIME OF DAY	LAP	VEHICLE
6	Scott PARKIN	1:18.935	18:01:39.992	2	Audi TTCR
6	Scott PARKIN	1:18.933	18:05:38.125	5	Audi TTCR
6	Scott PARKIN	1:18.797	18:28:57.793	21	Audi TTCR
6	Scott PARKIN	1:18.370	18:30:16.162	22	Audi TTCR

Leader History

NO	NAME	FROM LAP	LAPS LED	DISTANCE	VEHICLE
6	Scott PARKIN	1	22	43.50 miles	Audi TTCR

TCR UK Race Weekend - Donington Park - 9th/10th Sept 2023

SW Motorsports ClubSport Trophy

RACE 14 - STATISTICS

CLASS : C

6 Starters

Fastest Lap History

NO	NAME	LAP TIME	TIME OF DAY	LAP	VEHICLE
831	Paul ADAMS	1:24.226	18:01:53.534	2	Renault Clio 197
831	Paul ADAMS	1:23.725	18:04:42.448	4	Renault Clio 197
831	Paul ADAMS	1:23.624	18:08:54.564	7	Renault Clio 197
62	Chris STONE	1:23.275	18:22:27.585	15	Honda Civic Type R

Leader History

NO	NAME	FROM LAP	LAPS LED	DISTANCE	VEHICLE
831	Paul ADAMS	1	11	21.73 miles	Renault Clio 197
333	Stuart KILROY	12	10	19.79 miles	Peugeot 207 GTi

TCR UK Race Weekend - Donington Park - 9th/10th Sept 2023

SW Motorsports ClubSport Trophy

RACE 14 - STATISTICS

CLASS : D

7 Starters

Fastest Lap History

NO	NAME	LAP TIME	TIME OF DAY	LAP	VEHICLE
14	Jared COULSON	1:25.463	18:01:55.305	2	Renault Clio 197
14	Jared COULSON	1:24.743	18:03:20.047	3	Renault Clio 197
14	Jared COULSON	1:24.130	18:04:44.178	4	Renault Clio 197
95	KALSI/SYCAMORE	1:24.106	18:06:13.371	5	Mazda MX-5 MK3
95	KALSI/SYCAMORE	1:23.870	18:07:37.241	6	Mazda MX-5 MK3
14	Jared COULSON	1:23.684	18:08:57.736	7	Renault Clio 197

Leader History

NO	NAME	FROM LAP	LAPS LED	DISTANCE	VEHICLE
14	Jared COULSON	1	21	41.52 miles	Renault Clio 197

TCR UK Race Weekend - Donington Park - 9th/10th Sept 2023

SW Motorsports ClubSport Trophy

RACE 14 - STATISTICS

CLASS : E

7 Starters

Fastest Lap History

NO	NAME	LAP TIME	TIME OF DAY	LAP	VEHICLE
16	Kevin SILVAIN	1:25.277	18:01:56.166	2	Mazda MX-5 MK1
16	Kevin SILVAIN	1:24.929	18:03:21.095	3	Mazda MX-5 MK1
16	Kevin SILVAIN	1:24.561	18:29:18.478	19	Mazda MX-5 MK1

Leader History

NO	NAME	FROM LAP	LAPS LED	DISTANCE	VEHICLE
16	Kevin SILVAIN	1	7	13.81 miles	Mazda MX-5 MK1
22	Chris FANTANA	8	13	25.72 miles	Mazda MX-5 Mk1