



# FUN CUP ENDURANCE CHAMPIONSHIP



BRSCC TCR UK Race Weekend  
Donington Park National  
9<sup>th</sup> September 2023



Timing & Results Provided by Timing Solutions Ltd

[www.tsl-timing.com](http://www.tsl-timing.com)

# TCR UK Race Weekend - Donington Park - 9th/10th Sept 2023

## Fun Cup Endurance Championship

### QUALIFYING - RACE 1 - CLASSIFICATION



POS	NO	CL	PIC	TEAM / DRIVERS	CAR	TIME	ON	LAPS	GAP	DIFF	MPH
1	267	M	1	<b>Team Olympian</b> Chris DOVELL (M) / Riley PHILLIPS / Kristian ROSE	Fun Cup	1:23.738	15	23			85.08
2	146	M	2	<b>Team PLR Racing</b> Ben PITCH / Neil PLIMMER (M)	Fun Cup	1:24.118	7	18	0.380	0.380	84.69
3	1		1	<b>GCI Racing</b> Grahame BUTTERWORTH (M) / Craig BUTTERWORTH / Ian WOOD	Fun Cup	1:24.211	20	28	0.473	0.093	84.60
4	249		2	<b>MJ Tec</b> Scott JEFFS / Will ABRAHAM	Fun Cup	1:24.269	9	16	0.531	0.058	84.54
5	103		3	<b>AxiaMetrics / GRD Racing</b> Neil BURROUGHS / Simon RUDD / Chris WEATHERILL	Fun Cup	1:24.332	27	28	0.594	0.063	84.48
6	195	M	3	<b>JPR For Hire</b> Ted BRADBURY / William CHADWICK / Ashley WOODMAN (M)	Fun Cup	1:24.482	22	25	0.744	0.150	84.33
7	251		4	<b>Team easy2reach</b> Jason CHEETHAM / Tom GREENSALL	Fun Cup	1:24.512	14	30	0.774	0.030	84.30
8	225		5	<b>Team Uvivo / Hofmann's Motorsport</b> Farquini DEOTT / Fabio RANDACCIO	Fun Cup	1:24.608	12	22	0.870	0.096	84.20
9	170	M	4	<b>Team Viking &amp; Ursus Capital Racing</b> Mark HOLME / Colin KINGSNORTH (M)	Fun Cup	1:24.608	18	28	0.870	0.000	84.20
10	104	M	5	<b>EDF Motorsports</b> David FARROW / Gary SUMMERS (M)	Fun Cup	1:24.753	14	23	1.015	0.145	84.06
11	97		6	<b>GT Radial</b> Ellis HADLEY / Martin GIBSON	Fun Cup	1:24.784	15	17	1.046	0.031	84.03
12	110		7	<b>Signature Motorhomes</b> Adam BESSELL / Antonio Almeida SOUZA / Domas DREGVA	Fun Cup	1:24.858	14	29	1.120	0.074	83.95
13	14	M	6	<b>Team Greenheath</b> Gary BATE (M) / Paul TURNER	Fun Cup	1:24.864	7	26	1.126	0.006	83.95
14	212		8	<b>EDF Motorsports - Autotel</b> Simon COLES / Robert CROYDON	Fun Cup	1:25.465	22	22	1.727	0.601	83.36
15	246		9	<b>Vapeclub with EDF Motorsports</b> Vlad VASSILIEV / Matt DORKINGS	Fun Cup	1:25.734	9	12	1.996	0.269	83.10
16	98	M	7	<b>Team 3 Motorsport</b> Andy BENNETT / David POSTINS (M) / John PERROTT	Fun Cup	1:26.012	8	24	2.274	0.278	82.83
17	210	M	8	<b>Team Fuelled Up Racing</b> Paul ELLIS-SMITH (M) / Paul TAYLOR (M) / Wendy ELLIS-SMITH	Fun Cup	1:26.178	10	17	2.440	0.166	82.67
18	214		10	<b>Team Seed Data</b> Mike DEVLIN / Matt HOGG	Fun Cup	1:26.296	26	26	2.558	0.118	82.56
19	155	M	9	<b>Team Ratters Racing</b> Peter RATCLIFF (M) / David RATCLIFF / John RATCLIFF	Fun Cup	1:27.307	7	25	3.569	1.011	81.60

Weather / Track : Sunny / Dry

These results are provisional until the conclusion of any judicial and technical matters.

Donington Park National: 1.9790 miles  
Date: 09/09/2023 Start: 09:55 Finish: 10:40

Clerk Of Course : Julian Floyd	Stewards :	Timekeeper : Richard Lomax
--------------------------------	------------	----------------------------

Results can be found at [www.tsl-timing.com](http://www.tsl-timing.com)

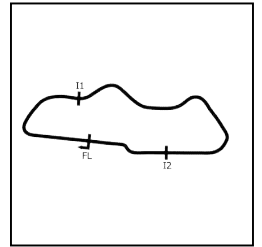
Printed - 10:43 Saturday, 09 September 2023



# TCR UK Race Weekend - Donington Park - 9th/10th Sept 2023

## Fun Cup Endurance Championship

### QUALIFYING - RACE 1 - SECTOR ANALYSIS



SECTOR 1 = FL to I1, SECTOR 2 = I1 to I2, SECTOR 3 = I2 to FL, DIFF = Difference To Personal Best Lap, P = Crossed Finish Line in Pit Lane, D = Time Disallowed

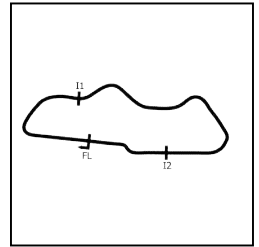
P1 267 M		Team Olympian		Fun Cup			
IDEAL LAP TIME : 1:23.508		BEST LAP TIME : 1:23.738		DIFFERENCE : 0.230			
Chris DOVELL (M)		Riley PHILLIPS		Kristian ROSE			
LAP	SECTOR 1	SECTOR 2	SECTOR 3	LAP TIME	MPH	DIFF	TIME OF DAY
1 - D1							09:56:15.162
2 - D1	27.693	47.255	15.919	1:30.867	78.40	7.129	09:57:46.029
3 - D1	25.189	46.757	15.415	1:27.361	81.55	3.623	09:59:13.390
4 - D1	24.820	45.455	15.820	1:26.095	82.75	2.357	10:00:39.485
5 - D1	25.186	46.596	15.191	1:26.973	81.91	3.235	10:02:06.458
6 - D1	24.939	45.797	IN PIT	1:27.604	P 81.32	3.866	10:03:34.062
7 - D1	OUTLAP	46.083	15.400	1:57.264	60.75	33.526	10:05:31.326
8 - D1	24.781	45.675	15.309	1:25.765	83.07	2.027	10:06:57.091
9 - D1	24.850	45.022	14.980	1:24.852	83.96	1.114	10:08:21.943
10 - D1	24.769	44.888	14.844	1:24.501	84.31	0.763	10:09:46.444
11 - D1	25.060	45.275	IN PIT	1:26.917	P 81.97	3.179	10:11:13.361
12 - D1	OUTLAP	45.091	14.758	9:51.829	12.03	8:28.091	10:21:05.190
13 - D1	<b>24.507</b>	45.223	14.609	1:24.339	(3) 84.47	0.601	10:22:29.529
14 - D1	24.748	44.551	14.783	1:24.082	(2) 84.73	0.344	10:23:53.611
<b>15 - D1</b>	<b>24.689</b>	<b>44.479</b>	<b>14.570</b>	<b>1:23.738</b>	(1) <b>85.08</b>		<b>10:25:17.349</b>
16 - D1	24.601	<b>44.431</b>	IN PIT	1:25.087	P 83.73	1.349	10:26:42.436
17 - D1	OUTLAP	46.332	IN PIT	1:54.928	P 61.99	31.190	10:28:37.364
18 - D1	OUTLAP	45.309	IN PIT	2:03.890	P 57.50	40.152	10:30:41.254
19 - D1	OUTLAP	44.583	IN PIT	1:57.277	P 60.75	33.539	10:32:38.531
20 - D1	OUTLAP	46.142	IN PIT	1:53.890	P 62.55	30.152	10:34:32.421
21 - D1	OUTLAP	45.107	IN PIT	1:54.118	P 62.43	30.380	10:36:26.539
22 - D1	OUTLAP	45.009	IN PIT	1:51.992	P 63.61	28.254	10:38:18.531
23 - D1	OUTLAP	45.676	IN PIT	1:56.268	P 61.27	32.530	10:40:14.799

P2 146 M		Team PLR Racing		Fun Cup			
IDEAL LAP TIME : 1:24.118		BEST LAP TIME : 1:24.118		DIFFERENCE : 0.000			
Ben PITCH		Neil PLIMMER (M)					
LAP	SECTOR 1	SECTOR 2	SECTOR 3	LAP TIME	MPH	DIFF	TIME OF DAY
1 - D1							09:56:35.585
2 - D1	28.606	53.002	18.525	1:40.133	71.15	16.015	09:58:15.718
3 - D1	28.505	49.257	17.595	1:35.357	(3) 74.71	11.239	09:59:51.075
4 - D1	26.421	49.741	IN PIT	1:37.336	P 73.19	13.218	10:01:28.411
5 - D1	OUTLAP	45.539	15.334	4:16.441	27.78	2:52.323	10:05:44.852
6 - D1	24.921	44.768	14.948	1:24.637	(2) 84.17	0.519	10:07:09.489
<b>7 - D1</b>	<b>24.749</b>	<b>44.435</b>	<b>14.934</b>	<b>1:24.118</b>	(1) <b>84.69</b>		<b>10:08:33.607</b>
8 - D1	24.931	44.904	IN PIT	1:26.439	P 82.42	2.321	10:10:00.046
9 - D1	OUTLAP	46.912	IN PIT	2:01.576	P 58.60	37.458	10:12:01.622
10 - D1	OUTLAP	44.975	IN PIT	1:58.786	P 59.97	34.668	10:14:00.408
11 - D1	OUTLAP	48.251	IN PIT	2:00.344	P 59.20	36.226	10:16:00.752
12 - D1	OUTLAP	46.730	IN PIT	2:04.247	P 57.34	40.129	10:18:04.999
13 - D1	OUTLAP	59.241	IN PIT	2:12.302	P 53.85	48.184	10:20:17.301
14 - D1	OUTLAP	45.377	IN PIT	1:53.304	P 62.88	29.186	10:22:10.605
15 - D1	OUTLAP	45.486	IN PIT	8:47.007	P 13.51	7:22.889	10:30:57.612
16 - D1	OUTLAP	48.523	IN PIT	2:04.152	P 57.38	40.034	10:33:01.764
17 - D1	OUTLAP	46.127	IN PIT	1:56.400	P 61.20	32.282	10:34:58.164
18 - D1	OUTLAP	47.450	IN PIT	2:02.944	P 57.95	38.826	10:37:01.108

# TCR UK Race Weekend - Donington Park - 9th/10th Sept 2023

## Fun Cup Endurance Championship

### QUALIFYING - RACE 1 - SECTOR ANALYSIS



SECTOR 1 = FL to I1, SECTOR 2 = I1 to I2, SECTOR 3 = I2 to FL, DIFF = Difference To Personal Best Lap, P = Crossed Finish Line in Pit Lane, D = Time Disallowed

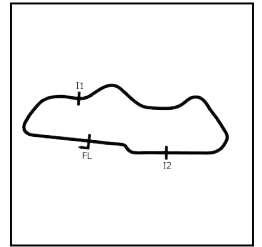
P3 1		GCI Racing		Fun Cup			
IDEAL LAP TIME : 1:24.211		BEST LAP TIME : 1:24.211		DIFFERENCE : 0.000			
Grahame BUTTERWORTH		Craig BUTTERWORTH		Ian WOOD			
LAP	SECTOR 1	SECTOR 2	SECTOR 3	LAP TIME	MPH	DIFF	TIME OF DAY
1 - D1							09:56:12.389
2 - D1	26.453	46.434	15.177	1:28.064	80.90	3.853	09:57:40.453
3 - D1	25.188	45.954	14.864	1:26.006	82.83	1.795	09:59:06.459
4 - D1	25.124	45.654	15.094	1:25.872	82.96	1.661	10:00:32.331
5 - D1	24.701	45.177	14.729	1:24.607 (3)	84.20	0.396	10:01:56.938
6 - D1	24.874	45.542	14.823	1:25.239	83.58	1.028	10:03:22.177
7 - D1	24.782	45.597	IN PIT	1:27.527 P	81.39	3.316	10:04:49.704
8 - D1	OUTLAP	45.894	14.800	1:59.175	59.78	34.964	10:06:48.879
9 - D1	24.893	45.227	15.560	1:25.680	83.15	1.469	10:08:14.559
10 - D1	25.200	45.145	14.969	1:25.314	83.51	1.103	10:09:39.873
11 - D1	25.024	45.858	14.885	1:25.767	83.06	1.556	10:11:05.640
12 - D1	25.062	45.464	14.871	1:25.397	83.42	1.186	10:12:31.037
13 - D1	24.922	44.985	14.759	1:24.666	84.14	0.455	10:13:55.703
14 - D1	24.778	45.660	IN PIT	1:26.272 P	82.58	2.061	10:15:21.975
15 - D1	OUTLAP	45.773	14.966	2:52.671	41.26	1:28.460	10:18:14.646
16 - D1	24.893	45.558	14.885	1:25.336	83.48	1.125	10:19:39.982
17 - D1	24.644	45.368	14.737	1:24.749	84.06	0.538	10:21:04.731
18 - D1	24.834	45.733	14.728	1:25.295	83.52	1.084	10:22:30.026
19 - D1	24.724	45.095	14.771	1:24.590 (2)	84.22	0.379	10:23:54.616
20 - D1	<b>24.585</b>	<b>44.959</b>	<b>14.667</b>	<b>1:24.211 (1)</b>	<b>84.60</b>		<b>10:25:18.827</b>
21 - D1	24.722	45.481	IN PIT	1:26.162 P	82.68	1.951	10:26:44.989
22 - D1	OUTLAP	45.376	IN PIT	2:10.281 P	54.68	46.070	10:28:55.270
23 - D1	OUTLAP	45.945	IN PIT	2:09.183 P	55.15	44.972	10:31:04.453
24 - D1	OUTLAP	45.461	IN PIT	1:59.601 P	59.57	35.390	10:33:04.054
25 - D1	OUTLAP	45.778	IN PIT	2:04.288 P	57.32	40.077	10:35:08.342
26 - D1	OUTLAP	46.099	IN PIT	2:03.288 P	57.78	39.077	10:37:11.630
27 - D1	OUTLAP	45.992	IN PIT	2:01.312 P	58.72	37.101	10:39:12.942
28 - D1	OUTLAP	45.462	IN PIT	2:00.298 P	59.22	36.087	10:41:13.240

P4 249		MJ Tec		Fun Cup			
IDEAL LAP TIME : 1:23.874		BEST LAP TIME : 1:24.269		DIFFERENCE : 0.395			
Scott JEFFS		Will ABRAHAM					
LAP	SECTOR 1	SECTOR 2	SECTOR 3	LAP TIME	MPH	DIFF	TIME OF DAY
1 - D1							09:56:48.255
2 - D1	26.975	47.178	15.534	1:29.687	79.43	5.418	09:58:17.942
3 - D1	25.168	45.863	15.231	1:26.262	82.59	1.993	09:59:44.204
4 - D1	25.236	45.254	14.956	1:25.446	83.38	1.177	10:01:09.650
5 - D1	24.925	45.210	14.914	1:25.049	83.77	0.780	10:02:34.699
6 - D1	24.789	46.280	IN PIT	1:28.970 P	80.07	4.701	10:04:03.669
7 - D1	OUTLAP	44.981	14.876	1:56.804	60.99	32.535	10:06:00.473
8 - D1	24.810	45.043	14.967	1:24.820 (3)	83.99	0.551	10:07:25.293
9 - D1	24.816	44.743	<b>14.710</b>	<b>1:24.269 (1)</b>	<b>84.54</b>		<b>10:08:49.562</b>
10 - D1	<b>24.632</b>	44.855	IN PIT	1:25.614 P	83.21	1.345	10:10:15.176
11 - D1	OUTLAP	45.806	14.870	2:42.027	43.97	1:17.758	10:12:57.203
12 - D1	24.760	45.046	14.848	1:24.654 (2)	84.16	0.385	10:14:21.857
13 - D1	25.222	45.002	14.924	1:25.148	83.67	0.879	10:15:47.005
14 - D1	24.730	45.324	IN PIT	1:27.156 P	81.74	2.887	10:17:14.161
15 - D1	OUTLAP	<b>44.532</b>	IN PIT	2:03.941 P	57.48	39.672	10:19:18.102
16 - D1	OUTLAP	45.155	IN PIT	2:03.912 P	57.49	39.643	10:21:22.014

# TCR UK Race Weekend - Donington Park - 9th/10th Sept 2023

## Fun Cup Endurance Championship

### QUALIFYING - RACE 1 - SECTOR ANALYSIS



SECTOR 1 = FL to I1, SECTOR 2 = I1 to I2, SECTOR 3 = I2 to FL, DIFF = Difference To Personal Best Lap, P = Crossed Finish Line in Pit Lane, D = Time Disallowed

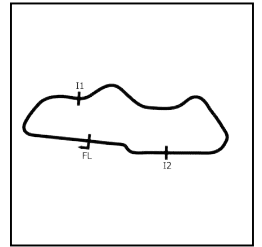
P5 103		AxiaMetrics / GRD Racing			Fun Cup		
IDEAL LAP TIME : 1:24.275		BEST LAP TIME : 1:24.332		DIFFERENCE : 0.057			
Neil BURROUGHES		Simon RUDD	Chris WEATHERILL				
LAP	SECTOR 1	SECTOR 2	SECTOR 3	LAP TIME	MPH	DIFF	TIME OF DAY
1 - D1							09:56:14.045
2 - D1	26.098	47.211	15.058	1:28.367	80.62	4.035	09:57:42.412
3 - D1	<b>24.629</b>	45.093	14.870	1:24.592 (3)	84.22	0.260	09:59:07.004
4 - D1	24.771	45.281	15.048	1:25.100	83.72	0.768	10:00:32.104
5 - D1	24.645	<b>44.915</b>	14.959	1:24.519 (2)	84.29	0.187	10:01:56.623
6 - D1	25.460	45.493	IN PIT	1:30.126 P	79.05	5.794	10:03:26.749
7 - D1	OUTLAP	45.824	15.134	2:26.507	48.63	1:02.175	10:05:53.256
8 - D1	25.011	45.472	15.040	1:25.523	83.30	1.191	10:07:18.779
9 - D1	25.054	1:06.344	15.353	1:46.751	66.74	22.419	10:09:05.530
10 - D1	25.040	45.153	IN PIT	1:27.412 P	81.50	3.080	10:10:32.942
11 - D1	OUTLAP	45.847	15.269	2:28.794	47.88	1:04.462	10:13:01.736
12 - D1	24.889	45.431	15.152	1:25.472	83.35	1.140	10:14:27.208
13 - D1	24.764	45.445	15.054	1:25.263	83.56	0.931	10:15:52.471
14 - D1	25.297	46.787	15.220	1:27.304	81.60	2.972	10:17:19.775
15 - D1	25.268	45.425	15.042	1:25.735	83.10	1.403	10:18:45.510
16 - D1	24.783	45.243	15.035	1:25.061	83.75	0.729	10:20:10.571
17 - D1	24.836	45.238	15.003	1:25.077	83.74	0.745	10:21:35.648
18 - D1	24.725	45.780	15.048	1:25.553	83.27	1.221	10:23:01.201
19 - D1	24.891	45.068	IN PIT	1:27.437 P	81.48	3.105	10:24:28.638
20 - D1	OUTLAP	45.925	IN PIT	2:03.506 P	57.68	39.174	10:26:32.144
21 - D1	OUTLAP	45.489	IN PIT	1:56.965 P	60.91	32.633	10:28:29.109
22 - D1	OUTLAP	46.039	IN PIT	2:03.475 P	57.70	39.143	10:30:32.584
23 - D1	OUTLAP	45.339	IN PIT	1:56.038 P	61.39	31.706	10:32:28.622
24 - D1	OUTLAP	45.441	IN PIT	2:02.303 P	58.25	37.971	10:34:30.925
25 - D1	OUTLAP	45.351	15.065	1:56.249	61.28	31.917	10:36:27.174
26 - D1	24.759	45.353	14.999	1:25.111	83.71	0.779	10:37:52.285
<b>27 - D1</b>	24.681	44.920	<b>14.731</b>	<b>1:24.332 (1)</b>	<b>84.48</b>		<b>10:39:16.617</b>
28 - D1	26.673	45.285	15.085	1:27.043	81.85	2.711	10:40:43.660

P6 195 M		JPR For Hire			Fun Cup		
IDEAL LAP TIME : 1:24.021		BEST LAP TIME : 1:24.482		DIFFERENCE : 0.461			
Ted BRADBURY		William CHADWICK	Ashley WOODMAN (M)				
LAP	SECTOR 1	SECTOR 2	SECTOR 3	LAP TIME	MPH	DIFF	TIME OF DAY
1 - D1	OUTLAP	51.480	15.689				10:02:11.414
2 - D1	24.998	45.663	15.490	1:26.151	82.69	1.669	10:03:37.565
3 - D1	24.944	47.176	16.431	1:28.551	80.45	4.069	10:05:06.116
4 - D1	24.831	45.337	15.118	1:25.286	83.53	0.804	10:06:31.402
5 - D1	24.617	45.290	IN PIT	1:27.961 P	80.99	3.479	10:07:59.363
6 - D1	OUTLAP	50.151	16.553	3:19.803	35.65	1:55.321	10:11:19.166
7 - D1	26.540	48.502	16.300	1:31.342	77.99	6.860	10:12:50.508
8 - D1	26.035	48.726	15.931	1:30.692	78.55	6.210	10:14:21.200
9 - D1	27.126	47.487	15.930	1:30.543	78.68	6.061	10:15:51.743
10 - D1	25.835	48.169	15.797	1:29.801	79.33	5.319	10:17:21.544
11 - D1	26.032	48.379	IN PIT	1:35.510 P	74.59	11.028	10:18:57.054
12 - D1	OUTLAP	48.730	15.688	2:36.904	45.40	1:12.422	10:21:33.958
13 - D1	25.597	47.382	15.391	1:28.370	80.62	3.888	10:23:02.328
14 - D1	25.305	47.916	15.471	1:28.692	80.33	4.210	10:24:31.020
15 - D1	26.119	46.775	16.314	1:29.208	79.86	4.726	10:26:00.228
16 - D1	25.514	46.265	15.468	1:27.247	81.66	2.765	10:27:27.475
17 - D1	25.982	47.541	IN PIT	1:33.036 P	76.57	8.554	10:29:00.511
18 - D1	OUTLAP	44.940	15.525	2:31.299	47.08	1:06.817	10:31:31.810
19 - D1	24.865	<b>44.804</b>	14.960	1:24.629	84.18	0.147	10:32:56.439
20 - D1	25.169	45.414	20.548	1:31.131	78.18	6.649	10:34:27.570
21 - D1	24.834	45.011	<b>14.704</b>	1:24.549 (3)	84.26	0.067	10:35:52.119
<b>22 - D1</b>	24.719	45.013	14.750	<b>1:24.482 (1)</b>	<b>84.33</b>		<b>10:37:16.601</b>
23 - D1	24.715	44.974	14.815	1:24.504 (2)	84.31	0.022	10:38:41.105
24 - D1	<b>24.513</b>	45.363	14.913	1:24.789	84.02	0.307	10:40:05.894
25 - D1	24.658	46.651	15.438	1:26.747	82.13	2.265	10:41:32.641

# TCR UK Race Weekend - Donington Park - 9th/10th Sept 2023

## Fun Cup Endurance Championship

### QUALIFYING - RACE 1 - SECTOR ANALYSIS



SECTOR 1 = FL to I1, SECTOR 2 = I1 to I2, SECTOR 3 = I2 to FL, DIFF = Difference To Personal Best Lap, P = Crossed Finish Line in Pit Lane, D = Time Disallowed

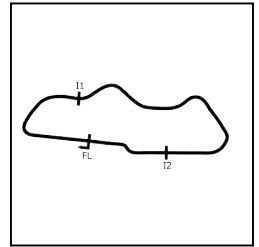
P7 251		Team easy2reach		Fun Cup			
IDEAL LAP TIME : 1:24.390		BEST LAP TIME : 1:24.512		DIFFERENCE : 0.122			
Jason CHEETHAM		Tom GREENSALL					
LAP	SECTOR 1	SECTOR 2	SECTOR 3	LAP TIME	MPH	DIFF	TIME OF DAY
1 - D1							09:56:16.158
2 - D1	28.025	47.729	15.680	1:31.434	77.92	6.922	09:57:47.592
3 - D1	25.110	46.581	15.547	1:27.238	81.66	2.726	09:59:14.830
4 - D1	24.895	48.150	15.322	1:28.367	80.62	3.855	10:00:43.197
5 - D1	25.233	45.936	15.760	1:26.929	81.95	2.417	10:02:10.126
6 - D1	24.842	46.627	15.185	1:26.654	82.21	2.142	10:03:36.780
7 - D1	24.949	46.358	15.439	1:26.746	82.13	2.234	10:05:03.526
8 - D1	24.965	46.484	15.356	1:26.805	82.07	2.293	10:06:30.331
9 - D1	24.715	45.447	15.185	1:25.347	83.47	0.835	10:07:55.678
10 - D1	24.758	45.540	IN PIT	1:28.283	P 80.70	3.771	10:09:23.961
11 - D1	OUTLAP	46.855	15.575	2:48.399	42.30	1:23.887	10:12:12.360
12 - D1	24.717	45.319	15.169	1:25.205	(2) 83.61	0.693	10:13:37.565
13 - D1	24.993	46.205	15.118	1:26.316	82.54	1.804	10:15:03.881
14 - D1	24.595	44.884	15.033	1:24.512	(1) 84.30		10:16:28.393
15 - D1	26.122	48.125	IN PIT	1:33.916	P 75.86	9.404	10:18:02.309
16 - D1	OUTLAP	44.795	15.587	2:03.665	57.61	39.153	10:20:05.974
17 - D1	24.886	45.687	15.184	1:25.757	83.07	1.245	10:21:31.731
18 - D1	24.847	45.958	15.027	1:25.832	83.00	1.320	10:22:57.563
19 - D1	24.785	45.256	IN PIT	1:27.008	P 81.88	2.496	10:24:24.571
20 - D1	OUTLAP	45.777	15.178	2:28.040	48.12	1:03.528	10:26:52.611
21 - D1	25.136	46.024	15.544	1:26.704	82.17	2.192	10:28:19.315
22 - D1	25.001	46.573	15.515	1:27.089	81.80	2.577	10:29:46.404
23 - D1	25.028	46.113	15.336	1:26.477	82.38	1.965	10:31:12.881
24 - D1	24.860	45.852	15.000	1:25.712	83.12	1.200	10:32:38.593
25 - D1	25.043	46.820	16.427	1:28.290	80.69	3.778	10:34:06.883
26 - D1	25.220	47.084	15.802	1:28.106	80.86	3.594	10:35:34.989
27 - D1	27.929	48.672	15.598	1:32.199	77.27	7.687	10:37:07.188
28 - D1	25.000	46.405	15.345	1:26.750	82.12	2.238	10:38:33.938
29 - D1	25.019	46.198	15.428	1:26.645	82.22	2.133	10:40:00.583
30 - D1	25.377	46.563	15.813	1:27.753	81.18	3.241	10:41:28.336

P8 225		Team Uvio / Hofmann's Motorsport		Fun Cup			
IDEAL LAP TIME : 1:24.386		BEST LAP TIME : 1:24.608		DIFFERENCE : 0.222			
Farquini DEOTT		Fabio RANDACCIO					
LAP	SECTOR 1	SECTOR 2	SECTOR 3	LAP TIME	MPH	DIFF	TIME OF DAY
1 - D1			IN PIT		P		09:57:36.399
2 - D1	OUTLAP	45.731	15.298	1:45.791	67.34	21.183	09:59:22.190
3 - D1	24.816	45.589	15.000	1:25.405	83.42	0.797	10:00:47.595
4 - D1	25.027	46.102	15.002	1:26.131	82.71	1.523	10:02:13.726
5 - D1	24.779	45.200	14.917	1:24.896	(2) 83.92	0.288	10:03:38.622
6 - D1	24.550	45.671	15.162	1:25.383	(3) 83.44	0.775	10:05:04.005
7 - D1	24.714	46.049	14.872	1:25.635	83.19	1.027	10:06:29.640
8 - D1	25.032	45.487	IN PIT	1:28.132	P 80.84	3.524	10:07:57.772
9 - D1	OUTLAP	45.477	15.349	2:07.304	55.96	42.696	10:10:05.076
10 - D1	25.269	45.694	14.977	1:25.940	82.90	1.332	10:11:31.016
11 - D1	25.349	46.232	15.097	1:26.678	82.19	2.070	10:12:57.694
12 - D1	24.752	45.062	14.794	1:24.608	(1) 84.20		10:14:22.302
13 - D1	25.523	45.137	IN PIT	1:27.787	P 81.15	3.179	10:15:50.089
14 - D1	OUTLAP	45.538	IN PIT	2:01.088	P 58.83	36.480	10:17:51.177
15 - D1	OUTLAP	45.549	IN PIT	2:02.540	P 58.14	37.932	10:19:53.717
16 - D1	OUTLAP	48.168	IN PIT	1:59.785	P 59.47	35.177	10:21:53.502
17 - D1	OUTLAP	45.042	IN PIT	2:03.573	P 57.65	38.965	10:23:57.075
18 - D1	OUTLAP	45.774	IN PIT	1:57.719	P 60.52	33.111	10:25:54.794
19 - D1	OUTLAP	45.647	IN PIT	2:01.837	P 58.47	37.229	10:27:56.631
20 - D1	OUTLAP	45.279	IN PIT	2:10.898	P 54.42	46.290	10:30:07.529
21 - D1	OUTLAP	45.436	IN PIT	1:55.408	P 61.73	30.800	10:32:02.937
22 - D1	OUTLAP	46.123	IN PIT	1:59.053	P 59.84	34.445	10:34:01.990

# TCR UK Race Weekend - Donington Park - 9th/10th Sept 2023

## Fun Cup Endurance Championship

### QUALIFYING - RACE 1 - SECTOR ANALYSIS



SECTOR 1 = FL to I1, SECTOR 2 = I1 to I2, SECTOR 3 = I2 to FL, DIFF = Difference To Personal Best Lap, P = Crossed Finish Line in Pit Lane, D = Time Disallowed

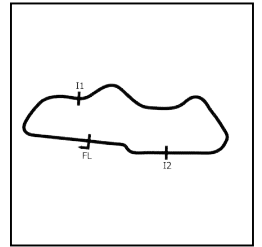
P9 170 M		Team Viking & Ursus Capital Racing			Fun Cup		
IDEAL LAP TIME : 1:24.264		BEST LAP TIME : 1:24.608		DIFFERENCE : 0.344			
Mark HOLME		Colin KINGSNORTH (M)					
LAP	SECTOR 1	SECTOR 2	SECTOR 3	LAP TIME	MPH	DIFF	TIME OF DAY
1 - D1							09:56:08.194
2 - D1		48.323	15.775	1:31.668	77.72	7.060	09:57:39.862
3 - D1	27.570	46.588	15.662	1:28.467	80.53	3.859	09:59:08.329
4 - D1	25.050	45.463	15.047	1:25.560	83.27	0.952	10:00:33.889
5 - D1	24.953	45.340	15.016	1:25.309	83.51	0.701	10:01:59.198
6 - D1	25.115	45.159	15.074	1:25.348	83.47	0.740	10:03:24.546
7 - D1	24.821	45.307	15.386	1:25.514	83.31	0.906	10:04:50.060
8 - D1	24.971	45.386	IN PIT	1:27.262	P 81.64	2.654	10:06:17.322
9 - D1	OUTLAP	48.046	15.034	2:30.089	47.46	1:05.481	10:08:47.411
10 - D1	25.016	47.310	15.058	1:27.384	81.53	2.776	10:10:14.795
11 - D1	25.038	45.378	15.004	1:25.420	83.40	0.812	10:11:40.215
12 - D1	24.792	46.126	15.106	1:26.024	82.82	1.416	10:13:06.239
13 - D1	24.780	45.288	15.085	1:25.153	83.66	0.545	10:14:31.392
14 - D1	24.807	<b>44.936</b>	14.977	1:24.720	(2) 84.09	0.112	10:15:56.112
15 - D1	<b>24.601</b>	45.302	IN PIT	1:28.548	P 80.46	3.940	10:17:24.660
16 - D1	OUTLAP	45.534	15.239	4:19.149	27.49	2:54.541	10:21:43.809
17 - D1	24.970	45.130	15.019	1:25.119	83.70	0.511	10:23:08.928
18 - D1	24.837	45.044	<b>14.727</b>	<b>1:24.608</b>	(1) <b>84.20</b>		<b>10:24:33.536</b>
19 - D1	24.655	46.526	IN PIT	1:29.162	P 79.90	4.554	10:26:02.698
20 - D1	OUTLAP	45.377	14.991	2:34.374	46.15	1:09.766	10:28:37.072
21 - D1	24.987	45.499	15.015	1:25.501	83.32	0.893	10:30:02.573
22 - D1	24.850	45.445	14.955	1:25.250	83.57	0.642	10:31:27.823
23 - D1	24.922	45.072	IN PIT	1:26.818	P 82.06	2.210	10:32:54.641
24 - D1	OUTLAP	45.505	15.102	1:58.744	60.00	34.136	10:34:53.385
25 - D1	24.969	45.194	14.929	1:25.092	83.72	0.484	10:36:18.477
26 - D1	25.076	45.217	IN PIT	1:27.571	P 81.35	2.963	10:37:46.048
27 - D1	OUTLAP	45.540	15.714	2:20.510	50.70	55.902	10:40:06.558
28 - D1	24.619	45.383	15.030	1:25.032	(3) 83.78	0.424	10:41:31.590

P10 104 M		EDF Motorsports			Fun Cup		
IDEAL LAP TIME : 1:24.505		BEST LAP TIME : 1:24.753		DIFFERENCE : 0.248			
David FARROW		Gary SUMMERS (M)					
LAP	SECTOR 1	SECTOR 2	SECTOR 3	LAP TIME	MPH	DIFF	TIME OF DAY
1 - D1	OUTLAP	55.183	16.715				10:00:45.683
2 - D1	27.894	53.047	16.531	1:37.472	73.09	12.719	10:02:23.155
3 - D1	26.364	49.648	16.228	1:32.240	77.24	7.487	10:03:55.395
4 - D1	26.489	49.782	16.203	1:32.474	77.04	7.721	10:05:27.869
5 - D1	26.646	49.902	16.194	1:32.742	76.82	7.989	10:07:00.611
6 - D1	26.603	49.100	17.447	1:33.150	76.48	8.397	10:08:33.761
7 - D1	26.739	48.567	15.856	1:31.162	78.15	6.409	10:10:04.923
8 - D1	26.750	48.135	16.039	1:30.924	78.35	6.171	10:11:35.847
9 - D1	27.132	48.759	IN PIT	1:35.017	P 74.98	10.264	10:13:10.864
10 - D1	OUTLAP	45.608	14.941	2:59.166	39.76	1:34.413	10:16:10.030
11 - D1	25.002	45.700	14.929	1:25.631	83.20	0.878	10:17:35.661
12 - D1	24.841	45.713	15.562	1:26.116	82.73	1.363	10:19:01.777
13 - D1	25.038	45.753	14.935	1:25.726	83.10	0.973	10:20:27.503
14 - D1	24.821	<b>44.998</b>	14.934	<b>1:24.753</b>	(1) <b>84.06</b>		<b>10:21:52.256</b>
15 - D1	24.861	45.433	IN PIT	1:27.826	P 81.12	3.073	10:23:20.082
16 - D1	OUTLAP	45.167	14.931	2:34.900	45.99	1:10.147	10:25:54.982
17 - D1	24.940	45.478	15.036	1:25.454	83.37	0.701	10:27:20.436
18 - D1	24.943	45.327	14.890	1:25.160	83.66	0.407	10:28:45.596
19 - D1	24.834	45.233	14.867	1:24.934	(3) 83.88	0.181	10:30:10.530
20 - D1	24.744	45.305	<b>14.783</b>	1:24.832	(2) 83.98	0.079	10:31:35.362
21 - D1	<b>24.724</b>	45.807	14.977	1:25.508	83.32	0.755	10:33:00.870
22 - D1	24.759	45.674	IN PIT	1:27.479	P 81.44	2.726	10:34:28.349
23 - D1	OUTLAP	51.022	16.232	6:12.413	19.13	4:47.660	10:40:40.762

# TCR UK Race Weekend - Donington Park - 9th/10th Sept 2023

## Fun Cup Endurance Championship

### QUALIFYING - RACE 1 - SECTOR ANALYSIS



SECTOR 1 = FL to I1, SECTOR 2 = I1 to I2, SECTOR 3 = I2 to FL, DIFF = Difference To Personal Best Lap, P = Crossed Finish Line in Pit Lane, D = Time Disallowed

P11 97		GT Radial		Fun Cup			
IDEAL LAP TIME : 1:24.342		BEST LAP TIME : 1:24.784		DIFFERENCE : 0.442			
Ellis HADLEY		Martin GIBSON					
LAP	SECTOR 1	SECTOR 2	SECTOR 3	LAP TIME	MPH	DIFF	TIME OF DAY
1 - D1							09:56:26.008
2 - D1	26.867	46.999	15.240	1:29.106	79.95	4.322	09:57:55.114
3 - D1	25.133	46.469	15.094	1:26.696	82.17	1.912	09:59:21.810
4 - D1	24.925	45.615	15.050	1:25.590	83.24	0.806	10:00:47.400
5 - D1	25.409	46.153	15.157	1:26.719	82.15	1.935	10:02:14.119
6 - D1	24.654	45.319	14.906	1:24.879 (2)	83.93	0.095	10:03:38.998
7 - D1	24.571	45.835	16.205	1:26.611	82.26	1.827	10:05:05.609
8 - D1	25.071	45.265	14.981	1:25.317	83.50	0.533	10:06:30.926
9 - D1	<b>24.537</b>	46.410	IN PIT	1:30.823 P	78.44	6.039	10:08:01.749
10 - D1	OUTLAP	45.616	15.122	2:43.543	43.56	1:18.759	10:10:45.292
11 - D1	24.923	46.105	15.359	1:26.387	82.47	1.603	10:12:11.679
12 - D1	25.049	45.287	15.037	1:25.373	83.45	0.589	10:13:37.052
13 - D1	24.986	45.372	14.868	1:25.226 (3)	83.59	0.442	10:15:02.278
14 - D1	25.088	45.205	14.934	1:25.227	83.59	0.443	10:16:27.505
<b>15 - D1</b>	<b>24.936</b>	<b>44.946</b>	14.902	<b>1:24.784 (1)</b>	<b>84.03</b>		<b>10:17:52.289</b>
16 - D1	25.163	45.437	<b>14.859</b>	1:25.459	83.36	0.675	10:19:17.748
17 - D1	25.015	45.201	IN PIT	1:27.282 P	81.62	2.498	10:20:45.030

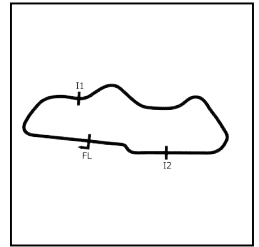
P12 110		Signature Motorhomes		Fun Cup			
IDEAL LAP TIME : 1:24.271		BEST LAP TIME : 1:24.858		DIFFERENCE : 0.587			
Adam BESSELL		Antonio Almeida SOUZA		Domas DREGVA			
LAP	SECTOR 1	SECTOR 2	SECTOR 3	LAP TIME	MPH	DIFF	TIME OF DAY
1 - D1							09:56:42.962
2 - D1	31.193	55.794	18.295	1:45.282	67.67	20.424	09:58:28.244
3 - D1	28.351	51.335	16.867	1:36.553	73.78	11.695	10:00:04.797
4 - D1	26.801	50.092	16.702	1:33.595	76.12	8.737	10:01:38.392
5 - D1	26.765	49.250	16.760	1:32.775	76.79	7.917	10:03:11.167
6 - D1	28.264	49.430	16.645	1:34.339	75.52	9.481	10:04:45.506
7 - D1	26.258	49.006	16.467	1:31.731	77.66	6.873	10:06:17.237
8 - D1	27.269	50.372	16.083	1:33.724	76.01	8.866	10:07:50.961
9 - D1	26.321	47.693	16.179	1:30.193	78.99	5.335	10:09:21.154
10 - D1	26.902	48.151	IN PIT	1:35.024 P	74.97	10.166	10:10:56.178
11 - D1	OUTLAP	45.243	15.000	2:37.246	45.30	1:12.388	10:13:33.424
12 - D1	25.069	46.049	14.965	1:26.083	82.76	1.225	10:14:59.507
13 - D1	24.922	45.376	<b>14.824</b>	1:25.122 (2)	83.69	0.264	10:16:24.629
<b>14 - D1</b>	<b>24.778</b>	<b>44.774</b>	15.306	<b>1:24.858 (1)</b>	<b>83.95</b>		<b>10:17:49.487</b>
15 - D1	24.884	45.321	14.962	1:25.167 (3)	83.65	0.309	10:19:14.654
16 - D1	<b>24.673</b>	45.513	15.636	1:25.822	83.01	0.964	10:20:40.476
17 - D1	25.616	46.048	IN PIT	1:27.575 P	81.35	2.717	10:22:08.051
18 - D1	OUTLAP	46.005	15.445	2:35.866	45.71	1:11.008	10:24:43.917
19 - D1	25.122	46.153	15.334	1:26.609	82.26	1.751	10:26:10.526
20 - D1	25.058	46.135	14.968	1:26.161	82.68	1.303	10:27:36.687
21 - D1	25.658	45.661	14.913	1:26.232	82.62	1.374	10:29:02.919
22 - D1	25.058	45.430	18.071	1:28.559	80.45	3.701	10:30:31.478
23 - D1	25.751	45.657	15.032	1:26.440	82.42	1.582	10:31:57.918
24 - D1	25.061	46.951	15.242	1:27.254	81.65	2.396	10:33:25.172
25 - D1	24.904	45.402	15.094	1:25.400	83.42	0.542	10:34:50.572
26 - D1	25.100	45.424	16.709	1:27.233	81.67	2.375	10:36:17.805
27 - D1	26.590	45.497	15.817	1:27.904	81.05	3.046	10:37:45.709
28 - D1	25.095	45.517	15.327	1:25.939	82.90	1.081	10:39:11.648
29 - D1	24.986	46.101	15.106	1:26.193	82.65	1.335	10:40:37.841



# TCR UK Race Weekend - Donington Park - 9th/10th Sept 2023

## Fun Cup Endurance Championship

### QUALIFYING - RACE 1 - SECTOR ANALYSIS



SECTOR 1 = FL to I1, SECTOR 2 = I1 to I2, SECTOR 3 = I2 to FL, DIFF = Difference To Personal Best Lap, P = Crossed Finish Line in Pit Lane, D = Time Disallowed

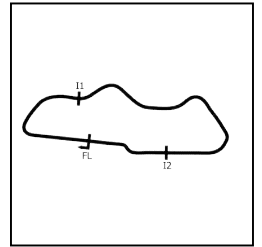
P13 14 M		Team Greenheath		Fun Cup			
IDEAL LAP TIME : 1:24.799		BEST LAP TIME : 1:24.864		DIFFERENCE : 0.065			
Gary BATE (M)		Paul TURNER					
LAP	SECTOR 1	SECTOR 2	SECTOR 3	LAP TIME	MPH	DIFF	TIME OF DAY
1 - D1							09:56:12.265
2 - D1	26.988	48.384	15.610	1:30.982	78.30	6.118	09:57:43.247
3 - D1	25.124	46.667	15.103	1:26.894	81.99	2.030	09:59:10.141
4 - D1	25.015	46.335	14.978	1:26.328	82.52	1.464	10:00:36.469
5 - D1	25.027	45.587	14.949	1:25.563	83.26	0.699	10:02:02.032
6 - D1	24.953	45.142	14.936	1:25.031 (2)	83.78	0.167	10:03:27.063
<b>7 - D1</b>	<b>24.918</b>	<b>44.995</b>	14.951	<b>1:24.864 (1)</b>	<b>83.95</b>		<b>10:04:51.927</b>
8 - D1	25.016	45.174	IN PIT	1:27.113 P	81.78	2.249	10:06:19.040
9 - D1	OUTLAP	47.393	15.325	2:49.855	41.94	1:24.991	10:09:08.895
10 - D1	25.082	45.814	14.999	1:25.895	82.94	1.031	10:10:34.790
11 - D1	25.189	45.239	15.234	1:25.662	83.17	0.798	10:12:00.452
12 - D1	25.128	46.115	15.206	1:26.449	82.41	1.585	10:13:26.901
13 - D1	25.197	45.528	<b>14.886</b>	1:25.611	83.22	0.747	10:14:52.512
14 - D1	25.102	45.678	IN PIT	1:28.058 P	80.90	3.194	10:16:20.570
15 - D1	OUTLAP	45.488	IN PIT	1:56.424 P	61.19	31.560	10:18:16.994
16 - D1	OUTLAP	45.871	IN PIT	1:55.467 P	61.70	30.603	10:20:12.461
17 - D1	OUTLAP	45.669	IN PIT	1:58.965 P	59.88	34.101	10:22:11.426
18 - D1	OUTLAP	46.382	IN PIT	2:05.461 P	56.78	40.597	10:24:16.887
19 - D1	OUTLAP	45.263	IN PIT	1:55.937 P	61.45	31.073	10:26:12.824
20 - D1	OUTLAP	46.148	IN PIT	1:55.774 P	61.53	30.910	10:28:08.598
21 - D1	OUTLAP	45.982	15.443	3:11.286	37.24	1:46.422	10:31:19.884
22 - D1	25.098	45.091	14.973	1:25.162	83.65	0.298	10:32:45.046
23 - D1	24.959	45.069	15.098	1:25.126 (3)	83.69	0.262	10:34:10.172
24 - D1	25.008	45.348	15.194	1:25.550	83.28	0.686	10:35:35.722
25 - D1	25.722	46.014	15.679	1:27.415	81.50	2.551	10:37:03.137
26 - D1	25.355	46.334	IN PIT	1:28.334 P	80.65	3.470	10:38:31.471

P14 212		EDF Motorsports - Autotel		Fun Cup			
IDEAL LAP TIME : 1:25.203		BEST LAP TIME : 1:25.465		DIFFERENCE : 0.262			
Simon COLES		Robert CROYDON					
LAP	SECTOR 1	SECTOR 2	SECTOR 3	LAP TIME	MPH	DIFF	TIME OF DAY
1 - D1							10:00:00.331
2 - D1				1:33.603	76.11	8.138	10:01:33.934
3 - D1			IN PIT	1:35.272 P	74.78	9.807	10:03:09.206
4 - D1	OUTLAP	45.789	15.251	3:11.986	37.11	1:46.521	10:06:21.193
5 - D1	25.115	45.749	15.315	1:26.179	82.67	0.714	10:07:47.372
6 - D1	25.264	45.741	15.407	1:26.412	82.44	0.947	10:09:13.784
7 - D1	25.198	45.563	15.086	1:25.847 (3)	82.99	0.382	10:10:39.631
8 - D1	25.062	45.693	15.325	1:26.080	82.76	0.615	10:12:05.711
9 - D1	25.211	45.790	IN PIT	1:28.485 P	80.51	3.020	10:13:34.196
10 - D1	OUTLAP	45.835	15.160	4:13.163	28.14	2:47.698	10:17:47.359
11 - D1	24.941	<b>45.431</b>	15.209	1:25.581 (2)	83.25	0.116	10:19:12.940
12 - D1	25.044	46.541	IN PIT	1:29.649 P	79.47	4.184	10:20:42.589
13 - D1	OUTLAP	45.859	15.313	4:10.479	28.44	2:45.014	10:24:53.068
14 - D1	25.243	45.571	15.207	1:26.021	82.82	0.556	10:26:19.089
15 - D1	25.193	45.977	15.303	1:26.473	82.39	1.008	10:27:45.562
16 - D1	25.292	45.724	15.123	1:26.139	82.71	0.674	10:29:11.701
17 - D1	25.245	45.585	IN PIT	1:28.863 P	80.17	3.398	10:30:40.564
18 - D1	OUTLAP	47.660	16.005	4:04.188	29.17	2:38.723	10:34:44.752
19 - D1	<b>24.859</b>	46.296	15.119	1:26.274	82.58	0.809	10:36:11.026
20 - D1	25.052	46.175	15.151	1:26.378	82.48	0.913	10:37:37.404
21 - D1	25.127	45.777	15.002	1:25.906	82.93	0.441	10:39:03.310
<b>22 - D1</b>	24.990	45.562	<b>14.913</b>	<b>1:25.465 (1)</b>	<b>83.36</b>		<b>10:40:28.775</b>

# TCR UK Race Weekend - Donington Park - 9th/10th Sept 2023

## Fun Cup Endurance Championship

### QUALIFYING - RACE 1 - SECTOR ANALYSIS



SECTOR 1 = FL to I1, SECTOR 2 = I1 to I2, SECTOR 3 = I2 to FL, DIFF = Difference To Personal Best Lap, P = Crossed Finish Line in Pit Lane, D = Time Disallowed

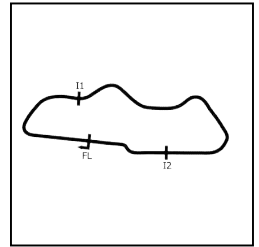
P15 246		Vapeclub with EDF Motorsports			Fun Cup		
IDEAL LAP TIME : 1:25.234		BEST LAP TIME : 1:25.734		DIFFERENCE : 0.500			
Vlad VASSILIEV		Matt DORKINGS					
LAP	SECTOR 1	SECTOR 2	SECTOR 3	LAP TIME	MPH	DIFF	TIME OF DAY
1 - D1			IN PIT				09:56:32.968
2 - D1	OUTLAP	50.393	16.162	2:41.025	44.24	1:15.291	09:59:13.993
3 - D1	25.516	47.396	15.451	1:28.363	80.62	2.629	10:00:42.356
4 - D1	25.567	46.303	16.553	1:28.423	80.57	2.689	10:02:10.779
5 - D1	25.374	45.775	15.204	1:26.353 (3)	82.50	0.619	10:03:37.132
6 - D1	25.170	46.422	17.251	1:28.843	80.19	3.109	10:05:05.975
7 - D1	25.428	<b>45.602</b>	IN PIT	1:27.660 P	81.27	1.926	10:06:33.635
8 - D1	OUTLAP	47.150	15.191	2:35.847	45.71	1:10.113	10:09:09.482
9 - D1	24.835	45.666	15.233	<b>1:25.734 (1)</b>	<b>83.10</b>		<b>10:10:35.216</b>
10 - D1	25.003	45.840	15.032	1:25.875 (2)	82.96	0.141	10:12:01.091
11 - D1	24.870	46.954	<b>14.916</b>	1:26.740	82.13	1.006	10:13:27.831
12 - D1	<b>24.716</b>	46.054	IN PIT	1:27.591 P	81.33	1.857	10:14:55.422

P16 98 M		Team 3 Motorsport			Fun Cup		
IDEAL LAP TIME : 1:25.351		BEST LAP TIME : 1:26.012		DIFFERENCE : 0.661			
Andy BENNETT		David POSTINS (M)		John PERROTT			
LAP	SECTOR 1	SECTOR 2	SECTOR 3	LAP TIME	MPH	DIFF	TIME OF DAY
1 - D1							09:56:06.771
2 - D1	28.291	52.791	16.979	1:38.061	72.65	12.049	09:57:44.832
3 - D1	25.372	45.794	15.181	1:26.347	82.51	0.335	09:59:11.179
4 - D1	<b>24.872</b>	47.096	16.165	1:28.133	80.83	2.121	10:00:39.312
5 - D1	25.981	46.230	15.283	1:27.494	81.43	1.482	10:02:06.806
6 - D1	24.929	45.809	IN PIT	1:28.770 P	80.25	2.758	10:03:35.576
7 - D1	OUTLAP	46.689	16.036	4:39.303	25.50	3:13.291	10:08:14.879
8 - D1	25.316	<b>45.479</b>	15.217	<b>1:26.012 (1)</b>	<b>82.83</b>		<b>10:09:40.891</b>
9 - D1	25.336	46.060	IN PIT	1:28.703 P	80.32	2.691	10:11:09.594
10 - D1	OUTLAP	48.244	16.437	2:20.469	50.72	54.457	10:13:30.063
11 - D1	25.174	45.755	15.112	1:26.041 (2)	82.80	0.029	10:14:56.104
12 - D1	25.361	45.763	<b>15.000</b>	1:26.124 (3)	82.72	0.112	10:16:22.228
13 - D1	25.252	46.316	IN PIT	1:29.593 P	79.52	3.581	10:17:51.821
14 - D1	OUTLAP	46.369	IN PIT	2:17.110 P	51.96	51.098	10:20:08.931
15 - D1	OUTLAP	46.255	IN PIT	2:06.923 P	56.13	40.911	10:22:15.854
16 - D1	OUTLAP	45.746	IN PIT	2:05.202 P	56.90	39.190	10:24:21.056
17 - D1	OUTLAP	46.494	IN PIT	2:04.105 P	57.40	38.093	10:26:25.161
18 - D1	OUTLAP	45.767	IN PIT	2:07.218 P	56.00	41.206	10:28:32.379
19 - D1	OUTLAP	45.698	IN PIT	2:09.587 P	54.97	43.575	10:30:41.966
20 - D1	OUTLAP	46.224	IN PIT	2:03.562 P	57.66	37.550	10:32:45.528
21 - D1	OUTLAP	47.072	IN PIT	2:07.161 P	56.02	41.149	10:34:52.689
22 - D1	OUTLAP	46.055	IN PIT	2:15.974 P	52.39	49.962	10:37:08.663
23 - D1	OUTLAP	46.962	IN PIT	2:03.526 P	57.67	37.514	10:39:12.189
24 - D1	OUTLAP	45.507	IN PIT	2:02.061 P	58.36	36.049	10:41:14.250

# TCR UK Race Weekend - Donington Park - 9th/10th Sept 2023

## Fun Cup Endurance Championship

### QUALIFYING - RACE 1 - SECTOR ANALYSIS



SECTOR 1 = FL to I1, SECTOR 2 = I1 to I2, SECTOR 3 = I2 to FL, DIFF = Difference To Personal Best Lap, P = Crossed Finish Line in Pit Lane, D = Time Disallowed

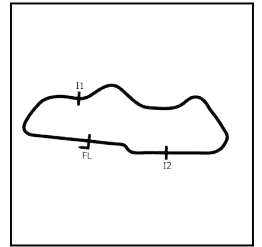
P17 210 M		Team Fuelled Up Racing			Fun Cup		
IDEAL LAP TIME : 1:26.080		BEST LAP TIME : 1:26.178		DIFFERENCE : 0.098			
Paul ELLIS-SMITH (M)		Paul TAYLOR (M)		Wendy ELLIS-SMITH			
LAP	SECTOR 1	SECTOR 2	SECTOR 3	LAP TIME	MPH	DIFF	TIME OF DAY
1 - D1	OUTLAP	57.245	19.739				10:02:29.481
2 - D1	27.042	50.255	16.174	1:33.471	76.22	7.293	10:04:02.952
3 - D1	26.027	48.348	15.837	1:30.212	78.97	4.034	10:05:33.164
4 - D1	25.997	47.343	15.818	1:29.158	79.91	2.980	10:07:02.322
5 - D1	25.407	48.629	16.872	1:30.908	78.37	4.730	10:08:33.230
6 - D1	25.918	46.427	IN PIT	1:31.163	P 78.15	4.985	10:10:04.393
7 - D1	OUTLAP	46.613	15.521	2:11.984	53.98	45.806	10:12:16.377
8 - D1	25.278	46.166	15.390	1:26.834	(2) 82.04	0.656	10:13:43.211
9 - D1	25.117	46.645	15.237	1:26.999	(3) 81.89	0.821	10:15:10.210
10 - D1	25.142	45.795	15.241	1:26.178	(1) 82.67		10:16:36.388
11 - D1	25.048	48.230	15.582	1:28.860	80.17	2.682	10:18:05.248
12 - D1	25.216	46.498	IN PIT	1:30.233	P 78.95	4.055	10:19:35.481
13 - D1	OUTLAP	49.176	16.068	2:28.686	47.91	1:02.508	10:22:04.167
14 - D1	25.977	48.426	16.124	1:30.527	78.70	4.349	10:23:34.694
15 - D1	26.154	47.914	16.185	1:30.253	78.94	4.075	10:25:04.947
16 - D1	26.328	47.649	15.864	1:29.841	79.30	3.663	10:26:34.788
17 - D1	26.250	48.605	IN PIT	1:33.352	P 76.32	7.174	10:28:08.140

P18 214		Team Seed Data			Fun Cup		
IDEAL LAP TIME : 1:25.219		BEST LAP TIME : 1:26.296		DIFFERENCE : 1.077			
Mike DEVLIN		Matt HOGG					
LAP	SECTOR 1	SECTOR 2	SECTOR 3	LAP TIME	MPH	DIFF	TIME OF DAY
1 - D1							09:56:13.742
2 - D1	27.239	46.845	16.324	1:30.408	78.80	4.112	09:57:44.150
3 - D1	24.969	46.062	15.448	1:26.479	(2) 82.38	0.183	09:59:10.629
4 - D1	24.847	46.545	18.468	1:29.860	79.28	3.564	10:00:40.489
5 - D1	26.040	45.443	15.322	1:26.805	82.07	0.509	10:02:07.294
6 - D1	24.933	45.533	IN PIT	1:28.852	P 80.18	2.556	10:03:36.146
7 - D1	OUTLAP	45.598	14.929	2:42.610	43.81	1:16.314	10:06:18.756
8 - D1	25.427	46.341	IN PIT	1:29.432	P 79.66	3.136	10:07:48.188
9 - D1	OUTLAP	47.258	15.471	5:27.879	21.72	4:01.583	10:13:16.067
10 - D1	25.226	54.649	15.566	1:35.441	74.64	9.145	10:14:51.508
11 - D1	25.287	46.239	15.226	1:26.752	82.12	0.456	10:16:18.260
12 - D1	25.379	46.541	15.150	1:27.070	81.82	0.774	10:17:45.330
13 - D1	25.287	46.248	15.467	1:27.002	81.89	0.706	10:19:12.332
14 - D1	25.374	47.574	15.420	1:28.368	80.62	2.072	10:20:40.700
15 - D1	25.203	46.663	IN PIT	1:29.214	P 79.86	2.918	10:22:09.914
16 - D1	OUTLAP	46.097	15.140	2:21.718	50.27	55.422	10:24:31.632
17 - D1	25.806	46.597	15.771	1:28.174	80.80	1.878	10:25:59.806
18 - D1	25.338	46.052	IN PIT	1:29.193	P 79.87	2.897	10:27:28.999
19 - D1	OUTLAP	46.178	15.247	2:54.444	40.84	1:28.148	10:30:23.443
20 - D1	25.307	46.292	15.289	1:26.888	81.99	0.592	10:31:50.331
21 - D1	25.232	46.189	15.348	1:26.769	82.11	0.473	10:33:17.100
22 - D1	25.251	46.028	15.203	1:26.482	(3) 82.38	0.186	10:34:43.582
23 - D1	25.244	47.706	15.460	1:28.410	80.58	2.114	10:36:11.992
24 - D1	25.008	46.535	15.233	1:26.776	82.10	0.480	10:37:38.768
25 - D1	25.066	46.136	15.377	1:26.579	82.29	0.283	10:39:05.347
26 - D1	25.057	46.125	15.114	1:26.296	(1) 82.56		10:40:31.643

# TCR UK Race Weekend - Donington Park - 9th/10th Sept 2023

## Fun Cup Endurance Championship

### QUALIFYING - RACE 1 - SECTOR ANALYSIS



SECTOR 1 = FL to I1, SECTOR 2 = I1 to I2, SECTOR 3 = I2 to FL, DIFF = Difference To Personal Best Lap, P = Crossed Finish Line in Pit Lane, D = Time Disallowed

P19 155 M		Team Ratters Racing		Fun Cup			
IDEAL LAP TIME : 1:25.352		BEST LAP TIME : 1:27.307		DIFFERENCE : 1.955			
Peter RATCLIFF (M)		David RATCLIFF		John RATCLIFF			
LAP	SECTOR 1	SECTOR 2	SECTOR 3	LAP TIME	MPH	DIFF	TIME OF DAY
1 - D1							09:56:05.108
2 - D1	29.403	52.993	18.500	1:40.896	70.61	13.589	09:57:46.004
3 - D1	27.421	48.669	16.814	1:32.904	76.68	5.597	09:59:18.908
4 - D1	26.297	49.425	15.904	1:31.626	77.75	4.319	10:00:50.534
5 - D1	25.513	49.471	15.674	1:30.658 (3)	78.58	3.351	10:02:21.192
6 - D1	25.207	46.801	15.530	1:27.538 (2)	81.38	0.231	10:03:48.730
7 - D1	25.278	46.444	15.585	1:27.307 (1)	81.60		10:05:16.037
8 - D1	25.390	47.642	IN PIT	1:31.125 P	78.18	3.818	10:06:47.162
9 - D1	OUTLAP	46.760	15.743	5:38.901	21.02	4:11.594	10:12:26.063
10 - D1	25.691	46.068	IN PIT	1:28.557 P	80.45	1.250	10:13:54.620
11 - D1	OUTLAP	46.418	15.366	2:06.686	56.23	39.379	10:16:01.306
12 - D1	25.129	46.045	IN PIT	1:28.527 P	80.47	1.220	10:17:29.833
13 - D1	OUTLAP	45.791	15.203	2:04.841	57.06	37.534	10:19:34.674
14 - D1	24.994	46.120	IN PIT	1:27.863 P	81.08	0.556	10:21:02.537
15 - D1	OUTLAP	45.953	15.534	2:00.266	59.24	32.959	10:23:02.803
16 - D1	25.012	46.748	IN PIT	1:29.188 P	79.88	1.881	10:24:31.991
17 - D1	OUTLAP	45.519	15.206	2:04.774	57.10	37.467	10:26:36.765
18 - D1	24.909	47.210	IN PIT	1:28.483 P	80.51	1.176	10:28:05.248
19 - D1	OUTLAP	45.462	15.197	1:58.882	59.93	31.575	10:30:04.130
20 - D1	24.827	45.528	IN PIT	1:26.768 P	82.11		10:31:30.898
21 - D1	OUTLAP	46.013	15.330	1:59.116	59.81	31.809	10:33:30.014
22 - D1	25.269	45.665	IN PIT	1:27.474 P	81.44	0.167	10:34:57.488
23 - D1	OUTLAP	46.049	16.097	2:05.877	56.60	38.570	10:37:03.365
24 - D1	25.010	46.020	IN PIT	1:27.154 P	81.74		10:38:30.519
25 - D1	OUTLAP	45.781	15.063	1:57.186	60.79	29.879	10:40:27.705

# TCR UK Race Weekend - Donington Park - 9th/10th Sept 2023

## Fun Cup Endurance Championship

### QUALIFYING - RACE 1 - BEST SECTORS

SECTOR 1			SECTOR 2			SECTOR 3			IDEAL / BEST COMPARISON						
POS	NO	NAME	TIME	NO	NAME	TIME	NO	NAME	TIME	POS	NO	NAME	IDEAL	BEST	DIFF
													<b>PERFECT LAP</b>	<b>1:23.508</b>	
1	267	Team Olympian	24.507	267	Team Olympian	44.431	267	Team Olympian	14.570	1	267	Team Olympian	1:23.508	1:23.738	0.230
2	195	JPR For Hire	24.513	146	Team PLR Racing	44.435	1	GCI Racing	14.667	2	249	MJ Tec	1:23.874	1:24.269	0.395
3	97	GT Radial	24.537	249	MJ Tec	44.532	195	JPR For Hire	14.704	3	195	JPR For Hire	1:24.021	1:24.482	0.461
4	225	Team Uvio / Hofmann's Motorsport	24.550	110	Signature Motorhomes	44.774	249	MJ Tec	14.710	4	146	Team PLR Racing	1:24.118	1:24.118	0.000
5	1	GCI Racing	24.585	251	Team easy2reach	44.795	170	Team Viking & Ursus Capital Racing	14.727	5	1	GCI Racing	1:24.211	1:24.211	0.000
6	251	Team easy2reach	24.595	195	JPR For Hire	44.804	103	AxiaMetrics / GRD Racing	14.731	6	170	Team Viking & Ursus Capital Racing	1:24.264	1:24.608	0.344
7	170	Team Viking & Ursus Capital Racing	24.601	103	AxiaMetrics / GRD Racing	44.915	104	EDF Motorsports	14.783	7	110	Signature Motorhomes	1:24.271	1:24.858	0.587
8	103	AxiaMetrics / GRD Racing	24.629	170	Team Viking & Ursus Capital Racing	44.936	225	Team Uvio / Hofmann's Motorsport	14.794	8	103	AxiaMetrics / GRD Racing	1:24.275	1:24.332	0.057
9	249	MJ Tec	24.632	97	GT Radial	44.946	110	Signature Motorhomes	14.824	9	97	GT Radial	1:24.342	1:24.784	0.442
10	110	Signature Motorhomes	24.673	1	GCI Racing	44.959	97	GT Radial	14.859	10	225	Team Uvio / Hofmann's Motorsport	1:24.386	1:24.608	0.222
11	246	Vapeclub with EDF Motorsports	24.716	14	Team Greenheath	44.995	14	Team Greenheath	14.886	11	251	Team easy2reach	1:24.390	1:24.512	0.122
12	104	EDF Motorsports	24.724	104	EDF Motorsports	44.998	212	EDF Motorsports - Autotel	14.913	12	104	EDF Motorsports	1:24.505	1:24.753	0.248
13	146	Team PLR Racing	24.749	225	Team Uvio / Hofmann's Motorsport	45.042	246	Vapeclub with EDF Motorsports	14.916	13	14	Team Greenheath	1:24.799	1:24.864	0.065
14	155	Team Ratters Racing	24.827	212	EDF Motorsports - Autotel	45.431	214	Team Seed Data	14.929	14	212	EDF Motorsports - Autotel	1:25.203	1:25.465	0.262
15	214	Team Seed Data	24.847	214	Team Seed Data	45.443	146	Team PLR Racing	14.934	15	214	Team Seed Data	1:25.219	1:26.296	1.077
16	212	EDF Motorsports - Autotel	24.859	155	Team Ratters Racing	45.462	251	Team easy2reach	15.000	16	246	Vapeclub with EDF Motorsports	1:25.234	1:25.734	0.500
17	98	Team 3 Motorsport	24.872	98	Team 3 Motorsport	45.479	98	Team 3 Motorsport	15.000	17	98	Team 3 Motorsport	1:25.351	1:26.012	0.661
18	14	Team Greenheath	24.918	246	Vapeclub with EDF Motorsports	45.602	155	Team Ratters Racing	15.063	18	155	Team Ratters Racing	1:25.352	1:27.307	1.955
19	210	Team Fuelled Up Racing	25.048	210	Team Fuelled Up Racing	45.795	210	Team Fuelled Up Racing	15.237	19	210	Team Fuelled Up Racing	1:26.080	1:26.178	0.098

# TCR UK Race Weekend - Donington Park - 9th/10th Sept 2023

## Fun Cup Endurance Championship

### QUALIFYING - RACE 1 - PIT STOP ANALYSIS

<b>P1 267 Team Olympian</b>				
STOP	IN TIME	STOP TIME	TOTAL TIME	OUT TIME
1 -	10:03:34.062	33.659	33.659	10:04:07.721
2 -	10:11:13.361	8:27.166	9:00.825	10:19:40.527
3 -	10:26:42.436	29.285	9:30.110	10:27:11.721
4 -	10:28:37.364	38.030	10:08.140	10:29:15.394
5 -	10:30:41.254	35.402	10:43.542	10:31:16.656
6 -	10:32:38.531	29.167	11:12.709	10:33:07.698
7 -	10:34:32.421	31.318	11:44.027	10:35:03.739
8 -	10:36:26.539	29.771	12:13.798	10:36:56.310
9 -	10:38:18.531	32.242	12:46.040	10:38:50.773
10 -	10:40:14.799			

<b>P2 146 Team PLR Racing</b>				
STOP	IN TIME	STOP TIME	TOTAL TIME	OUT TIME
1 -	10:01:28.411	2:53.875	2:53.875	10:04:22.286
2 -	10:10:00.046	30.726	3:24.601	10:10:30.772
3 -	10:12:01.622	35.056	3:59.657	10:12:36.678
4 -	10:14:00.408	31.279	4:30.936	10:14:31.687
5 -	10:16:00.752	39.441	5:10.377	10:16:40.193
6 -	10:18:04.999	31.073	5:41.450	10:18:36.072
7 -	10:20:17.301	30.929	6:12.379	10:20:48.230
8 -	10:22:10.605	7:23.025	13:35.404	10:29:33.630
9 -	10:30:57.612	33.454	14:08.858	10:31:31.066
10 -	10:33:01.764	32.028	14:40.886	10:33:33.792
11 -	10:34:58.164	33.495	15:14.381	10:35:31.659
12 -	10:37:01.108			

<b>P3 1 GCI Racing</b>				
STOP	IN TIME	STOP TIME	TOTAL TIME	OUT TIME
1 -	10:04:49.704	36.198	36.198	10:05:25.902
2 -	10:15:21.975	1:29.851	2:06.049	10:16:51.826
3 -	10:26:44.989	46.981	2:53.030	10:27:31.970
4 -	10:28:55.270	44.574	3:37.604	10:29:39.844
5 -	10:31:04.453	36.564	4:14.168	10:31:41.017
6 -	10:33:04.054	40.412	4:54.580	10:33:44.466
7 -	10:35:08.342	39.497	5:34.077	10:35:47.839
8 -	10:37:11.630	35.707	6:09.784	10:37:47.337
9 -	10:39:12.942	32.899	6:42.683	10:39:45.841
10 -	10:41:13.240			

<b>P4 249 MJ Tec</b>				
STOP	IN TIME	STOP TIME	TOTAL TIME	OUT TIME
1 -	10:04:03.669	35.507	35.507	10:04:39.176
2 -	10:10:15.176	1:19.112	1:54.619	10:11:34.288
3 -	10:17:14.161	40.560	2:35.179	10:17:54.721
4 -	10:19:18.102	39.239	3:14.418	10:19:57.341
5 -	10:21:22.014			

<b>P5 103 AxiaMetrics / GRD Racing</b>				
STOP	IN TIME	STOP TIME	TOTAL TIME	OUT TIME
1 -	10:03:26.749	1:03.241	1:03.241	10:04:29.990
2 -	10:10:32.942	1:05.328	2:08.569	10:11:38.270
3 -	10:24:28.638	38.546	2:47.115	10:25:07.184
4 -	10:26:32.144	33.301	3:20.416	10:27:05.445
5 -	10:28:29.109	38.539	3:58.955	10:29:07.648
6 -	10:30:32.584	33.116	4:32.071	10:31:05.700
7 -	10:32:28.622	38.011	5:10.082	10:33:06.633
8 -	10:34:30.925	33.979	5:44.061	10:35:04.904

<b>P6 195 JPR For Hire</b>				
STOP	IN TIME	STOP TIME	TOTAL TIME	OUT TIME
1 -	10:07:59.363	1:48.398	1:48.398	10:09:47.761
2 -	10:18:57.054	1:09.105	2:57.503	10:20:06.159
3 -	10:29:00.511	1:08.115	4:05.618	10:30:08.626

<b>P7 251 Team easy2reach</b>				
STOP	IN TIME	STOP TIME	TOTAL TIME	OUT TIME
1 -	10:09:23.961	1:22.310	1:22.310	10:10:46.271
2 -	10:18:02.309	41.266	2:03.576	10:18:43.575
3 -	10:24:24.571	1:05.068	3:08.644	10:25:29.639

<b>P8 225 Team Uvio / Hofmann's Motorsport</b>				
STOP	IN TIME	STOP TIME	TOTAL TIME	OUT TIME
1 -	09:57:36.399	21.107	21.107	09:57:57.506
2 -	10:07:57.772	45.022	1:06.129	10:08:42.794
3 -	10:15:50.089	35.199	1:41.328	10:16:25.288
4 -	10:17:51.177	38.123	2:19.451	10:18:29.300
5 -	10:19:53.717	31.959	2:51.410	10:20:25.676
6 -	10:21:53.502	40.063	3:31.473	10:22:33.565
7 -	10:23:57.075	32.349	4:03.822	10:24:29.424
8 -	10:25:54.794	37.611	4:41.433	10:26:32.405
9 -	10:27:56.631	46.327	5:27.760	10:28:42.958
10 -	10:30:07.529	31.600	5:59.360	10:30:39.129
11 -	10:32:02.937	33.618	6:32.978	10:32:36.555
12 -	10:34:01.990			

<b>P9 170 Team Viking &amp; Ursus Capital Racing</b>				
STOP	IN TIME	STOP TIME	TOTAL TIME	OUT TIME
1 -	10:06:17.322	1:04.382	1:04.382	10:07:21.704
2 -	10:17:24.660	2:56.484	4:00.866	10:20:21.144
3 -	10:26:02.698	1:12.281	5:13.147	10:27:14.979
4 -	10:32:54.641	35.947	5:49.094	10:33:30.588
5 -	10:37:46.048	57.291	6:46.385	10:38:43.339

<b>P10 104 EDF Motorsports</b>				
STOP	IN TIME	STOP TIME	TOTAL TIME	OUT TIME
1 -	10:13:10.864	1:35.249	1:35.249	10:14:46.113
2 -	10:23:20.082	1:12.857	2:48.106	10:24:32.939
3 -	10:34:28.349	4:40.653	7:28.759	10:39:09.002

<b>P11 97 GT Radial</b>				
STOP	IN TIME	STOP TIME	TOTAL TIME	OUT TIME
1 -	10:08:01.749	1:19.432	1:19.432	10:09:21.181
2 -	10:20:45.030			

<b>P12 110 Signature Motorhomes</b>				
STOP	IN TIME	STOP TIME	TOTAL TIME	OUT TIME
1 -	10:10:56.178	1:15.043	1:15.043	10:12:11.221
2 -	10:22:08.051	1:11.790	2:26.833	10:23:19.841

<b>P13 14 Team Greenheath</b>				
STOP	IN TIME	STOP TIME	TOTAL TIME	OUT TIME
1 -	10:06:19.040	1:24.327	1:24.327	10:07:43.367
2 -	10:16:20.570	32.508	1:56.835	10:16:53.078
3 -	10:18:16.994	30.400	2:27.235	10:18:47.394
4 -	10:20:12.461	34.384	3:01.619	10:20:46.845
5 -	10:22:11.426	40.275	3:41.894	10:22:51.701

# TCR UK Race Weekend - Donington Park - 9th/10th Sept 2023

## Fun Cup Endurance Championship

### QUALIFYING - RACE 1 - PIT STOP ANALYSIS

6 -	10:24:16.887	32.023	4:13.917	10:24:48.910
7 -	10:26:12.824	30.490	4:44.407	10:26:43.314
8 -	10:28:08.598	1:47.752	6:32.159	10:29:56.350
9 -	10:38:31.471			

#### P14 212 EDF Motorsports - Autotel

STOP	IN TIME	STOP TIME	TOTAL TIME	OUT TIME
1 -	10:03:09.206	1:48.505	1:48.505	10:04:57.712
2 -	10:13:34.196	2:48.984	4:37.489	10:16:23.180
3 -	10:20:42.589	2:47.252	7:24.741	10:23:29.841
4 -	10:30:40.564	2:38.573	10:03.314	10:33:19.137

#### P15 246 Vapeclub with EDF Motorsports

STOP	IN TIME	STOP TIME	TOTAL TIME	OUT TIME
1 -	09:56:32.968	1:08.748	1:08.748	09:57:41.716
2 -	10:06:33.635	1:10.763	2:19.511	10:07:44.398
3 -	10:14:55.422			

#### P16 98 Team 3 Motorsport

STOP	IN TIME	STOP TIME	TOTAL TIME	OUT TIME
1 -	10:03:35.576	3:12.147	3:12.147	10:06:47.723
2 -	10:11:09.594	52.137	4:04.284	10:12:01.731
3 -	10:17:51.821	49.720	4:54.004	10:18:41.541
4 -	10:20:08.931	41.591	5:35.595	10:20:50.522
5 -	10:22:15.854	41.175	6:16.770	10:22:57.029
6 -	10:24:21.056	37.915	6:54.685	10:24:58.971
7 -	10:26:25.161	42.090	7:36.775	10:27:07.251
8 -	10:28:32.379	43.807	8:20.582	10:29:16.186
9 -	10:30:41.966	38.397	8:58.979	10:31:20.363
10 -	10:32:45.528	40.636	9:39.615	10:33:26.164
11 -	10:34:52.689	51.305	10:30.920	10:35:43.994
12 -	10:37:08.663	37.024	11:07.944	10:37:45.687
13 -	10:39:12.189	36.574	11:44.518	10:39:48.763
14 -	10:41:14.250			

#### P17 210 Team Fuelled Up Racing

STOP	IN TIME	STOP TIME	TOTAL TIME	OUT TIME
1 -	10:10:04.393	46.169	46.169	10:10:50.562
2 -	10:19:35.481	59.908	1:46.077	10:20:35.389
3 -	10:28:08.140			

#### P18 214 Team Seed Data

STOP	IN TIME	STOP TIME	TOTAL TIME	OUT TIME
1 -	10:03:36.146	1:16.710	1:16.710	10:04:52.856
2 -	10:07:48.188	4:01.898	5:18.608	10:11:50.086
3 -	10:22:09.914	55.688	6:14.296	10:23:05.602
4 -	10:27:28.999	1:31.161	7:45.457	10:29:00.160

#### P19 155 Team Ratters Racing

STOP	IN TIME	STOP TIME	TOTAL TIME	OUT TIME
1 -	10:06:47.162	4:14.075	4:14.075	10:11:01.237
2 -	10:13:54.620	42.087	4:56.162	10:14:36.707
3 -	10:17:29.833	41.906	5:38.068	10:18:11.739
4 -	10:21:02.537	36.338	6:14.406	10:21:38.875
5 -	10:24:31.991	41.864	6:56.270	10:25:13.855
6 -	10:28:05.248	36.374	7:32.644	10:28:41.622
7 -	10:31:30.898	35.536	8:08.180	10:32:06.434
8 -	10:34:57.488	40.915	8:49.095	10:35:38.403
9 -	10:38:30.519	34.790	9:23.885	10:39:05.309

# TCR UK Race Weekend - Donington Park - 9th/10th Sept 2023

## Fun Cup Endurance Championship

### QUALIFYING - RACE 1 - STATISTICS

<b>Competitors Started</b>	19
<b>Planned Start</b>	2023-09-09 @ 10:05:00.000
<b>Actual Start</b>	2023-09-09 @ 09:55:13.339
<b>Finish Time</b>	2023-09-09 @ 10:40:16.822
<b>Track Length</b>	1.9790mi.
<b>Total Laps</b>	439
<b>Total Distance Covered</b>	868.8105mi.

#### Session Fastest Lap History

NO	CL	NAME	LAP TIME	TIME OF DAY	LAP	VEHICLE
170	M	<b>Team Viking &amp; Ursus Capital Racing</b> <i>M. HOLME</i>	<b>1:31.668</b>	09:57:39.868	2	Fun Cup
1		<b>GCI Racing</b> <i>G. BUTTERWORTH (M)</i>	<b>1:28.064</b>	09:57:40.458	2	Fun Cup
1		<b>GCI Racing</b> <i>G. BUTTERWORTH (M)</i>	<b>1:26.006</b>	09:59:06.463	3	Fun Cup
103		<b>AxiaMetrics / GRD Racing</b> <i>N. BURROUGHS</i>	<b>1:24.592</b>	09:59:07.007	3	Fun Cup
103		<b>AxiaMetrics / GRD Racing</b> <i>N. BURROUGHS</i>	<b>1:24.519</b>	10:01:56.626	5	Fun Cup
146	M	<b>Team PLR Racing</b> <i>B. PITCH</i>	<b>1:24.118</b>	10:08:33.622	7	Fun Cup
267	M	<b>Team Olympian</b> <i>C. DOVELL (M)</i>	<b>1:24.082</b>	10:23:53.626	14	Fun Cup
267	M	<b>Team Olympian</b> <i>C. DOVELL (M)</i>	<b>1:23.738</b>	10:25:17.363	15	Fun Cup

#### Flag History

TYPE	TIME OF DAY
GREEN	09:55:13.339
FINISH	10:40:16.822

#### Flag Statistics

TYPE	COUNT	TOTAL LAPS	TOTAL TIME
Green	1	30	47:30.672
Red	0	0	0.000
Safety Car	0	0	0.000
FCY	0	0	0.000



# TCR UK Race Weekend - Donington Park - 9th/10th Sept 2023

## Fun Cup Endurance Championship

### QUALIFYING - RACE 1 - STATISTICS

CLASS :

10 Starters

#### Fastest Lap History

NO	NAME	LAP TIME	TIME OF DAY	LAP	VEHICLE
1	<b>GCI Racing</b> <i>G. BUTTERWORTH (M)</i>	<b>1:28.064</b>	09:57:40.458	2	Fun Cup
1	<b>GCI Racing</b> <i>G. BUTTERWORTH (M)</i>	<b>1:26.006</b>	09:59:06.463	3	Fun Cup
103	<b>AxiaMetrics / GRD Racing</b> <i>N. BURROUGHS</i>	<b>1:24.592</b>	09:59:07.007	3	Fun Cup
103	<b>AxiaMetrics / GRD Racing</b> <i>N. BURROUGHS</i>	<b>1:24.519</b>	10:01:56.626	5	Fun Cup
249	<b>MJ Tec</b> <i>S. JEFFS</i>	<b>1:24.269</b>	10:08:49.575	9	Fun Cup
1	<b>GCI Racing</b> <i>G. BUTTERWORTH (M)</i>	<b>1:24.211</b>	10:25:18.831	20	Fun Cup

# TCR UK Race Weekend - Donington Park - 9th/10th Sept 2023

## Fun Cup Endurance Championship

### QUALIFYING - RACE 1 - STATISTICS

CLASS : M

9 Starters

#### Fastest Lap History

NO	NAME	LAP TIME	TIME OF DAY	LAP	VEHICLE
170	<b>Team Viking &amp; Ursus Capital Racing</b> <i>M. HOLME</i>	<b>1:31.668</b>	09:57:39.868	2	Fun Cup
14	<b>Team Greenheath</b> <i>G. BATE (M)</i>	<b>1:30.982</b>	09:57:43.261	2	Fun Cup
267	<b>Team Olympian</b> <i>C. DOVELL (M)</i>	<b>1:30.867</b>	09:57:46.029	2	Fun Cup
170	<b>Team Viking &amp; Ursus Capital Racing</b> <i>M. HOLME</i>	<b>1:28.467</b>	09:59:08.334	3	Fun Cup
14	<b>Team Greenheath</b> <i>G. BATE (M)</i>	<b>1:26.894</b>	09:59:10.156	3	Fun Cup
98	<b>Team 3 Motorsport</b> <i>A. BENNETT</i>	<b>1:26.347</b>	09:59:11.193	3	Fun Cup
170	<b>Team Viking &amp; Ursus Capital Racing</b> <i>M. HOLME</i>	<b>1:25.560</b>	10:00:33.894	4	Fun Cup
170	<b>Team Viking &amp; Ursus Capital Racing</b> <i>M. HOLME</i>	<b>1:25.309</b>	10:01:59.204	5	Fun Cup
14	<b>Team Greenheath</b> <i>G. BATE (M)</i>	<b>1:25.031</b>	10:03:27.077	6	Fun Cup
14	<b>Team Greenheath</b> <i>G. BATE (M)</i>	<b>1:24.864</b>	10:04:51.941	7	Fun Cup
146	<b>Team PLR Racing</b> <i>B. PITCH</i>	<b>1:24.637</b>	10:07:09.503	6	Fun Cup
146	<b>Team PLR Racing</b> <i>B. PITCH</i>	<b>1:24.118</b>	10:08:33.622	7	Fun Cup
267	<b>Team Olympian</b> <i>C. DOVELL (M)</i>	<b>1:24.082</b>	10:23:53.626	14	Fun Cup
267	<b>Team Olympian</b> <i>C. DOVELL (M)</i>	<b>1:23.738</b>	10:25:17.363	15	Fun Cup

# TCR UK Race Weekend - Donington Park - 9th/10th Sept 2023

## Fun Cup Endurance Championship

### RACE 1 - GRID (240 minutes)



ROW 10	19	<b>210</b> Team Fuelled Up Racing	20	<b>170</b> Team Viking & Ursus Capital Racing
ROW 9	17	<b>98</b> Team 3 Motorsport	18	<b>97</b> GT Radial
ROW 8	15	<b>251</b> Team easy2reach	16	<b>103</b> AxiaMetrics / GRD Racing
ROW 7	13	<b>214</b> Team Seed Data	14	<b>249</b> MJ Tec
ROW 6	11	<b>246</b> Vapeclub with EDF Motorsports	12	<b>146</b> Team PLR Racing
ROW 5	9	<b>110</b> Signature Motorhomes	10	<b>225</b> Team Uvio / Hofmann's Motorsport
ROW 4	7	<b>252</b> Team Racelogic	8	<b>212</b> EDF Motorsports - Autotel
ROW 3	5	<b>14</b> Team Greenheath	6	<b>104</b> EDF Motorsports
ROW 2	3	<b>1</b> GCI Racing	4	<b>155</b> Team Ratters Racing
ROW 1	1	<b>267</b> Team Olympian	2	<b>195</b> JPR For Hire
<b>Pole</b>				

Donington Park National: 1.9790 miles

These results are provisional until the conclusion of any judicial and technical matters.

Clerk Of Course : Julian Floyd

Stewards :

Timekeeper : Richard Lomax

Results can be found at [www.tsl-timing.com](http://www.tsl-timing.com)

Printed - 10:41 Saturday, 09 September 2023



# TCR UK Race Weekend - Donington Park - 9th/10th Sept 2023

## Fun Cup Endurance Championship

### RACE 1 - INTERIM CLASSIFICATION @ 1HR



POS	NO	CL	PIC NAME	ENTRY	LAPS	TIME	GAP	DIFF	MPH	BEST	ON
1	225		1 Team Uvio / Hofmann's Motorsport	Fun Cup	38	58:53.797			76.57	1:23.527	28
2	103		2 AxiaMetrics / GRD Racing	Fun Cup	38	58:57.038	3.241	3.241	76.50	1:24.009	10
3	195	M	1 JPR For Hire	Fun Cup	38	58:58.797	5.000	1.759	76.46	1:23.375	28
4	1		3 GCI Racing	Fun Cup	38	59:00.549	6.752	1.752	76.42	1:24.842	10
5	267	M	2 Team Olympian	Fun Cup	38	59:00.975	7.178	0.426	76.41	1:25.099	18
6	14	M	3 Team Greenheath	Fun Cup	38	59:01.188	7.391	0.213	76.41	1:24.892	10
7	249		4 MJ Tec	Fun Cup	38	59:01.535	7.738	0.347	76.40	1:24.726	18
8	170	M	4 Team Viking & Ursus Capital Racing	Fun Cup	38	59:04.463	10.666	2.928	76.34	1:24.656	15
9	146	M	5 Team PLR Racing	Fun Cup	38	59:04.653	10.856	0.190	76.34	1:24.545	9
10	155	M	6 Team Ratters Racing	Fun Cup	38	59:04.680	10.883	0.027	76.33	1:25.329	14
11	212		5 EDF Motorsports - Autotel	Fun Cup	38	59:05.563	11.766	0.883	76.32	1:24.870	10
12	210	M	7 Team Fuelled Up Racing	Fun Cup	38	59:06.328	12.531	0.765	76.30	1:25.826	27
13	98	M	8 Team 3 Motorsport	Fun Cup	37	58:56.039	1 Lap	1 Lap	74.51	1:25.203	10
14	246		6 Vapeclub with EDF Motorsports	Fun Cup	37	58:56.668	1 Lap	0.629	74.49	1:25.280	23
15	110		7 Signature Motorhomes	Fun Cup	37	59:00.386	1 Lap	3.718	74.41	1:25.025	27
16	104	M	9 EDF Motorsports	Fun Cup	37	59:05.104	1 Lap	4.718	74.32	1:25.382	30
17	214		8 Team Seed Data	Fun Cup	35	58:55.111	3 Laps	2 Laps	70.50	1:25.617	3
18	251		9 Team easy2reach	Fun Cup	33	58:13.196	5 Laps	2 Laps	67.26	1:24.638	10
19	97		10 GT Radial	Fun Cup	30	45:31.467	8 Laps	3 Laps	78.20	1:24.976	18
20	252		11 Team Racelogic	Fun Cup	27	49:49.658	11 Laps	3 Laps	64.29	1:24.961	18

#### FASTEST LAP

195	M	JPR For Hire	Fun Cup	28	1:23.375	85.45 mph	137.52 kph
225		Team Uvio / Hofmann's Motorsport	Fun Cup	28	1:23.527	85.29 mph	137.27 kph

Weather / Track : Sunny / Dry

These results are provisional until the conclusion of any judicial and technical matters.

Race Distance: 38 Laps / 75.20 miles

Donington Park National: 1.9790 miles

Date: 09/09/2023 Start: 13:09 Finish: 00:00

Clerk Of Course : Julian Floyd

Stewards :

Timekeeper : Richard Lomax

Results can be found at [www.tsl-timing.com](http://www.tsl-timing.com)

Printed - 14:09 Saturday, 09 September 2023



# TCR UK Race Weekend - Donington Park - 9th/10th Sept 2023

## Fun Cup Endurance Championship

### RACE 1 - INTERIM CLASSIFICATION @ 2 HRS



POS	NO	CL	PIC NAME	ENTRY	LAPS	TIME	GAP	DIFF	MPH	BEST	ON
1	225		1 Uvio	Fun Cup	80	1:59:00.278			79.80	1:23.527	28
2	267	M	1 Team Olympian	Fun Cup	80	1:59:32.738	32.460	32.460	79.44	1:23.620	75
3	1		2 GCI Racing	Fun Cup	80	1:59:33.922	33.644	1.184	79.43	1:24.565	63
4	249		3 MJ Tec	Fun Cup	80	1:59:35.219	34.941	1.297	79.41	1:24.334	63
5	170	M	2 Team Viking & Ursus Capital Racing	Fun Cup	80	1:59:54.096	53.818	18.877	79.20	1:24.640	79
6	103		4 AxiaMetrics / GRD Racing	Fun Cup	79	1:59:01.932	1 Lap	1 Lap	78.78	1:24.009	10
7	14	M	3 Team Greenheath	Fun Cup	79	1:59:02.301	1 Lap	0.369	78.78	1:24.885	44
8	155	M	4 Team Ratters Racing	Fun Cup	79	1:59:14.184	1 Lap	11.883	78.65	1:25.213	46
9	210	M	5 Team Fuelled Up Racing	Fun Cup	78	1:59:00.143	2 Laps	1 Lap	77.81	1:25.731	55
10	98	M	6 Team 3 Motorsport	Fun Cup	78	1:59:34.972	2 Laps	34.829	77.43	1:25.203	10
11	146	M	7 Team PLR Racing	Fun Cup	77	1:59:33.135	3 Laps	1 Lap	76.46	1:24.420	65
12	104	M	8 EDF Motorsports	Fun Cup	77	1:59:50.236	3 Laps	17.101	76.27	1:24.761	42
13	195	M	9 JPR For Hire	Fun Cup	77	1:59:50.769	3 Laps	0.533	76.27	1:23.375	28
14	212		5 EDF Motorsports - Autotel	Fun Cup	76	1:59:37.464	4 Laps	1 Lap	75.42	1:24.870	10
15	110		6 Signature Motorhomes	Fun Cup	75	1:58:38.242	5 Laps	1 Lap	75.04	1:25.025	27
16	214		7 Team Seed Data	Fun Cup	75	1:58:38.407	5 Laps	0.165	75.04	1:25.617	3
17	251		8 Team easy2reach	Fun Cup	73	1:58:48.095	7 Laps	2 Laps	72.94	1:24.638	10
18	246		9 Vapeclub with EDF Motorsports	Fun Cup	66	1:41:49.588	14 Laps	7 Laps	76.94	1:25.280	23
19	252		10 Team Racelogic	Fun Cup	63	1:59:53.534	17 Laps	3 Laps	62.37	1:24.853	41
20	97		11 GT Radial	Fun Cup	30	45:31.467	50 Laps	33 Laps	78.20	1:24.976	18

#### FASTEST LAP

195	M	JPR For Hire	Fun Cup	28	1:23.375	85.45 mph	137.52 kph
225		Uvio	Fun Cup	28	1:23.527	85.29 mph	137.27 kph

Weather / Track : Sunny / Dry

These results are provisional until the conclusion of any judicial and technical matters.

Race Distance: 80 Laps / 158.32 miles

Donington Park National: 1.9790 miles

Date: 09/09/2023 Start: 13:09 Finish: 00:00

Clerk Of Course : Julian Floyd

Stewards :

Timekeeper : Richard Lomax

# TCR UK Race Weekend - Donington Park - 9th/10th Sept 2023

## Fun Cup Endurance Championship

### RACE 1 - INTERIM CLASSIFICATION @ 3HRS



POS	NO	CL	PIC NAME	ENTRY	LAPS	TIME	GAP	DIFF	MPH	BEST	ON
1	225		1 Uvio	Fun Cup	118	2:58:43.800			78.38	1:23.527	28
2	267	M	1 Team Olympian	Fun Cup	118	2:58:54.428	10.628	10.628	78.30	1:23.620	75
3	1		2 GCI Racing	Fun Cup	118	2:59:15.693	31.893	21.265	78.15	1:24.462	109
4	170	M	2 Team Viking & Ursus Capital Racing	Fun Cup	117	2:58:51.377	1 Lap	1 Lap	77.66	1:24.640	79
5	103		3 AxiaMetrics / GRD Racing	Fun Cup	117	2:58:53.794	1 Lap	2.417	77.64	1:24.009	10
6	14	M	3 Team Greenheath	Fun Cup	117	2:59:09.518	1 Lap	15.724	77.53	1:24.727	85
7	155	M	4 Team Ratters Racing	Fun Cup	117	2:59:17.744	1 Lap	8.226	77.47	1:25.213	46
8	210	M	5 Team Fuelled Up Racing	Fun Cup	116	2:59:26.214	2 Laps	1 Lap	76.75	1:25.731	55
9	146	M	6 Team PLR Racing	Fun Cup	115	2:59:24.526	3 Laps	1 Lap	76.10	1:24.420	65
10	98	M	7 Team 3 Motorsport	Fun Cup	115	2:59:37.201	3 Laps	12.675	76.01	1:25.203	10
11	195	M	8 JPR For Hire	Fun Cup	114	2:59:36.115	4 Laps	1 Lap	75.35	1:23.375	28
12	212		4 EDF Motorsports - Autotel	Fun Cup	113	2:59:08.998	5 Laps	1 Lap	74.88	1:24.870	10
13	214		5 Team Seed Data	Fun Cup	113	2:59:24.264	5 Laps	15.266	74.77	1:25.154	101
14	104	M	9 EDF Motorsports	Fun Cup	112	2:58:40.375	6 Laps	1 Lap	74.42	1:24.563	81
15	110		6 Signature Motorhomes	Fun Cup	111	2:58:39.336	7 Laps	1 Lap	73.76	1:24.304	101
16	252		7 Team Racelogic	Fun Cup	100	2:59:09.206	18 Laps	11 Laps	66.26	1:24.542	92
17	249		8 MJ Tec	Fun Cup	99	2:27:28.203	19 Laps	1 Lap	79.70	1:24.334	63
18	251		9 Team easy2reach	Fun Cup	92	2:27:28.751	26 Laps	7 Laps	74.05	1:24.638	10
19	246		10 Vapeclub with EDF Motorsports	Fun Cup	82	2:32:08.188	36 Laps	10 Laps	63.98	1:25.280	23
20	97		11 GT Radial	Fun Cup	30	45:31.467	88 Laps	52 Laps	78.20	1:24.976	18

#### FASTEST LAP

195	M	JPR For Hire	Fun Cup	28	1:23.375	85.45 mph	137.52 kph
225		Uvio	Fun Cup	28	1:23.527	85.29 mph	137.27 kph

Weather / Track : Sunny / Dry

These results are provisional until the conclusion of any judicial and technical matters.

Race Distance: 118 Laps / 233.52 miles

Donington Park National: 1.9790 miles

Date: 09/09/2023 Start: 13:09 Finish: 00:00

Clerk Of Course : Julian Floyd

Stewards :

Timekeeper : Richard Lomax

# TCR UK Race Weekend - Donington Park - 9th/10th Sept 2023

## Fun Cup Endurance Championship

### RACE 1 - CLASSIFICATION - AMENDED



POS	NO	CL	PIC	TEAM / DRIVERS	CAR	LAPS	TIME	GAP	DIFF	MPH	BEST	ON
1	267	M	1	<b>Team Olympian</b> Chris DOVELL (M) / Riley PHILLIPS / Kristian ROSE	Fun Cup	162	4:01:16.703			79.71	1:22.983	149
2	225		1	<b>Uvio</b> Farquini DEOTT / Fabio RANDACCIO	Fun Cup	162	4:01:28.625	11.922	11.922	79.65	1:23.527	28
3	1		2	<b>GCI Racing</b> Grahame BUTTERWORTH (M) / Craig BUTTERWORTH / Ian WOOD	Fun Cup	161	4:01:20.860	1 Lap	1 Lap	79.20	1:24.462	109
4	103		3	<b>AxiaMetrics / GRD Racing</b> Neil BURROUGHES / Simon RUDD / Chris WEATHERILL	Fun Cup	161	4:01:43.216	1 Lap	22.356	79.08	1:23.549	139
5	170	M	2	<b>Team Viking &amp; Ursus Capital Racing</b> Mark HOLME / Colin KINGSNORTH (M)	Fun Cup	161	4:02:11.580	1 Lap	28.364	78.92	1:24.638	127
6	155	M	3	<b>Team Ratters Racing</b> Peter RATCLIFF (M) / David RATCLIFF / John RATCLIFF	Fun Cup	158	4:01:45.262	4 Laps	3 Laps	77.59	1:24.818	151
7	210	M	4	<b>Team Fuelled Up Racing</b> Paul ELLIS-SMITH (M) / Paul TAYLOR (M) / Wendy ELLIS-SMITH	Fun Cup	158	4:01:46.844	4 Laps	1.582	77.58	1:25.494	117
8	98	M	5	<b>Team 3 Motorsport</b> Andy BENNETT / David POSTINS (M) / John PERROTT	Fun Cup	157	4:02:01.342	5 Laps	1 Lap	77.01	1:25.203	10
9	212		4	<b>EDF Motorsports - Autotel</b> Simon COLES / Robert CROYDON	Fun Cup	156	4:01:29.948	6 Laps	1 Lap	76.69	1:24.667	149
10	214		5	<b>Team Seed Data</b> Mike DEVLIN / Matt HOGG	Fun Cup	156	4:02:01.169	6 Laps	31.221	76.53	1:25.151	145
11	14	M	6	<b>Team Greenheath</b> Gary BATE (M) / Paul TURNER	Fun Cup	154	3:53:03.633	8 Laps	2 Laps	78.45	1:24.727	85
12	104	M	7	<b>EDF Motorsports</b> David FARROW / Gary SUMMERS (M)	Fun Cup	154	4:02:20.847	8 Laps	9:17.214	75.44	1:24.563	81
13	110		6	<b>Signature Motorhomes</b> Adam BESSELL / Antonio Almeida SOUZA / Domas DREGVA	Fun Cup	153	4:01:33.908	9 Laps	1 Lap	75.19	1:24.304	101
14	195	M	8	<b>JPR For Hire</b> Ted BRADBURY / William CHADWICK / Ashley WOODMAN (M)	Fun Cup	144	3:42:46.668	18 Laps	9 Laps	76.74	1:23.118	135
15	252		7	<b>Team Racelogic</b> Julian THOMAS / David DENYER	Fun Cup	143	4:01:46.195	19 Laps	1 Lap	70.22	1:24.107	140
16	146	M	9	<b>Team PLR Racing</b> Ben PITCH / Neil PLIMMER (M)	Fun Cup	140	3:35:44.091	22 Laps	3 Laps	77.04	1:24.420	65
17	251		8	<b>Team easy2reach</b> Jason CHEETHAM / Tom GREENSALL	Fun Cup	110	4:01:45.920	52 Laps	30 Laps	54.01	1:24.638	10
18	246		9	<b>Vapeclub with EDF Motorsports</b> Vlad VASSILIEV / Matt DORKINGS	Fun Cup	85	3:09:12.363	77 Laps	25 Laps	53.33	1:25.280	23
19	249*		10	<b>MJ Tec</b> Scott JEFFS / Will ABRAHAM	Fun Cup	60	2:09:32.774	102 Laps	25 Laps	54.97	1:24.334	36
20	97		11	<b>GT Radial</b> Ellis HADLEY / Martin GIBSON	Fun Cup	30	45:31.467	132 Laps	30 Laps	78.20	1:24.976	18

#### FASTEST LAP

267	M	<b>Team Olympian</b> Chris DOVELL (M) / Riley PHILLIPS / Kristian ROSE	Fun Cup	149	1:22.983	85.85 mph	138.17 kph
225		<b>Uvio</b> Farquini DEOTT / Fabio RANDACCIO	Fun Cup	28	1:23.527	85.29 mph	137.27 kph

Car 249 - Driver Scott Jeffs disqualified from the result of the race. C.1.1.9 Abusive language or behaviour. All lap times set by driver deleted

Weather / Track : Sunny / Dry

These results are provisional until the conclusion of any judicial and technical matters.

Race Distance: 162 Laps / 320.60 miles

Donington Park National: 1.9790 miles

Date: 09/09/2023 Start: 13:09 Finish: 17:10

Clerk Of Course : Julian Floyd	Stewards :	Timekeeper : Richard Lomax
--------------------------------	------------	----------------------------

Results can be found at [www.tsl-timing.com](http://www.tsl-timing.com)

Printed - 18:57 Saturday, 09 September 2023



# TCR UK Race Weekend - Donington Park - 9th/10th Sept 2023

## Fun Cup Endurance Championship

### RACE 1 - LAP CHART

LAP 1 @ 13:11:11.251			LAP 2 @ 13:12:35.717			LAP 3 @ 13:14:00.062			LAP 4 @ 13:15:24.566			LAP 5 @ 13:16:49.469		
NO	BEHIND	LAP TIME	NO	BEHIND	LAP TIME	NO	BEHIND	LAP TIME	NO	BEHIND	LAP TIME	NO	BEHIND	LAP TIME
<b>195</b>		1:28.172	<b>195</b>		1:24.466	<b>195</b>		1:24.345	<b>195</b>		1:24.504	<b>195</b>		1:24.903
<b>1</b>	2.215	1:30.387	<b>1</b>	4.328	1:26.579	<b>225</b>	6.457	1:25.678	<b>225</b>	6.763	1:24.810	<b>225</b>	6.750	1:24.890
<b>267</b>	2.578	1:30.750	<b>225</b>	5.124	1:26.576	<b>1</b>	6.951	1:26.968	<b>110</b>	8.353	1:25.587	<b>110</b>	9.221	1:25.771
<b>14</b>	2.793	1:30.965	<b>110</b>	5.798	1:26.941	<b>110</b>	7.270	1:25.817	<b>1</b>	8.715	1:26.268	<b>1</b>	9.698	1:25.886
<b>225</b>	3.014	1:31.186	<b>267</b>	6.563	1:28.451	<b>14</b>	7.975	1:25.574	<b>14</b>	8.920	1:25.449	<b>14</b>	10.484	1:26.467
<b>110</b>	3.323	1:31.495	<b>14</b>	6.746	1:28.419	<b>155</b>	8.976	1:26.369	<b>155</b>	10.945	1:26.473	<b>155</b>	12.456	1:26.414
<b>155</b>	3.882	1:32.054	<b>155</b>	6.952	1:27.536	<b>267</b>	9.233	1:27.015	<b>267</b>	11.248	1:26.519	<b>103</b>	12.753	1:25.458
<b>212</b>	4.102	1:32.274	<b>212</b>	7.270	1:27.634	<b>146</b>	10.688	1:27.416	<b>146</b>	11.980	1:25.796	<b>267</b>	13.567	1:27.222
<b>146</b>	4.399	1:32.571	<b>146</b>	7.617	1:27.684	<b>212</b>	10.923	1:27.998	<b>103</b>	12.198	1:25.638	<b>146</b>	13.960	1:26.883
<b>249</b>	4.752	1:32.924	<b>249</b>	7.783	1:27.497	<b>103</b>	11.064	1:27.466	<b>97</b>	12.715	1:25.617	<b>97</b>	14.723	1:26.911
<b>103</b>	4.988	1:33.160	<b>103</b>	7.943	1:27.421	<b>97</b>	11.602	1:27.808	<b>212</b>	13.082	1:26.663	<b>212</b>	14.945	1:26.766
<b>97</b>	5.928	1:34.100	<b>97</b>	8.139	1:26.677	<b>246</b>	12.044	1:28.098	<b>98</b>	13.791	1:26.237	<b>98</b>	15.284	1:26.396
<b>246</b>	6.301	1:34.473	<b>246</b>	8.291	1:26.456	<b>98</b>	12.058	1:26.982	<b>246</b>	14.598	1:27.058	<b>249</b>	15.525	1:25.645
<b>98</b>	7.819	1:35.991	<b>98</b>	9.421	1:26.068	<b>249</b>	12.226	1:28.788	<b>249</b>	14.783	1:27.061	<b>170</b>	16.282	1:25.889
<b>251</b>	9.656	1:37.828	<b>251</b>	10.518	1:25.328	<b>251</b>	12.576	1:26.403	<b>170</b>	15.296	1:26.879	<b>251</b>	17.066	1:26.356
<b>210</b>	10.511	1:38.683	<b>170</b>	11.687	1:25.429	<b>170</b>	12.921	1:25.579	<b>251</b>	15.613	1:27.541	<b>246</b>	17.496	1:27.801
<b>170</b>	10.724	1:38.896	<b>210</b>	12.988	1:26.943	<b>210</b>	15.197	1:26.554	<b>210</b>	17.793	1:27.100	<b>252</b>	20.993	1:27.158
<b>104</b>	10.739	1:38.911	<b>214</b>	15.354	1:26.350	<b>214</b>	16.626	1:25.617	<b>252</b>	18.738	1:26.070	<b>210</b>	21.509	1:28.619
<b>252</b>	13.258	1:41.430	<b>252</b>	15.881	1:27.089	<b>252</b>	17.172	1:25.636	<b>104</b>	32.354	1:32.355	<b>104</b>	39.528	1:32.077
<b>214</b>	13.470	1:41.642	<b>104</b>	17.683	1:31.410	<b>104</b>	24.503	1:31.165						



# TCR UK Race Weekend - Donington Park - 9th/10th Sept 2023

## Fun Cup Endurance Championship

### RACE 1 - LAP CHART

LAP 6 @ 13:18:19.220			LAP 7 @ 13:20:59.992			LAP 8 @ 13:23:35.677			LAP 9 @ 13:24:59.576			LAP 10 @ 13:26:23.618		
NO	BEHIND	LAP TIME	NO	BEHIND	LAP TIME	NO	BEHIND	LAP TIME	NO	BEHIND	LAP TIME	NO	BEHIND	LAP TIME
195		1:29.751	195		2:40.772	195		2:35.685	195		1:23.899	195		1:24.042
225	1.604	1:24.605	225	1.037	2:40.205	225	0.358	2:35.006	225	0.348	1:23.889	225	0.382	1:24.076
110	8.991	1:29.521	110	1.924	2:33.705	110	1.183	2:34.944	110	2.375	1:25.091	110	3.498	1:25.165
1	10.324	1:30.377	1	3.025	2:33.473	1	1.990	2:34.650	1	2.952	1:24.861	1	3.752	1:24.842
14	10.973	1:30.240	14	3.488	2:33.287	14	2.916	2:35.113	103	4.018	1:24.498	103	3.985	1:24.009
103	11.929	1:28.927	103	4.515	2:33.358	103	3.419	2:34.589	14	4.492	1:25.475	14	5.342	1:24.892
155	12.953	1:30.248	155	5.113	2:32.932	155	4.324	2:34.896	146	5.161	1:24.545	146	5.978	1:24.859
146	13.491	1:29.282	146	5.746	2:33.027	146	4.515	2:34.454	267	7.678	1:26.209	267	8.961	1:25.325
267	14.242	1:30.426	267	7.377	2:33.907	267	5.368	2:33.676	155	8.204	1:27.779	155	9.631	1:25.469
97	14.834	1:29.862	97	8.335	2:34.273	97	6.188	2:33.538	97	8.350	1:26.061	97	9.775	1:25.467
98	15.571	1:30.038	98	9.220	2:34.421	98	6.751	2:33.216	98	8.883	1:26.031	98	10.044	1:25.203
249	16.814	1:31.040	249	10.418	2:34.376	249	7.361	2:32.628	249	9.148	1:25.686	249	10.304	1:25.198
212	17.390	1:32.196	212	11.226	2:34.608	212	8.536	2:32.995	212	9.899	1:25.262	212	10.727	1:24.870
170	18.349	1:31.818	170	12.794	2:35.217	170	9.643	2:32.534	170	10.636	1:24.892	170	11.555	1:24.961
251	19.190	1:31.875	251	13.751	2:35.333	251	10.360	2:32.294	251	12.169	1:25.708	251	12.765	1:24.638
246	19.418	1:31.673	246	14.446	2:35.800	246	10.987	2:32.226	246	12.666	1:25.578	246	14.127	1:25.503
210	20.936	1:29.178	210	14.848	2:34.684	210	12.281	2:33.118	252	14.886	1:26.352	252	16.498	1:25.654
252	22.140	1:30.898	252	16.132	2:34.764	252	12.433	2:31.986	210	15.350	1:26.968	210	17.309	1:26.001
104	41.567	1:31.790	104	16.908	2:16.113	104	14.364	2:33.141	214	2 Laps	1:28.975	214	2 Laps	1:25.870
214	2 Laps	5:44.169	214	2 Laps	1:31.702	214	2 Laps	2:17.483	104	20.753	1:30.288	104	25.919	1:29.208
			SC	6 Laps	2:25.880 P									

# TCR UK Race Weekend - Donington Park - 9th/10th Sept 2023

## Fun Cup Endurance Championship

### RACE 1 - LAP CHART

LAP 11 @ 13:27:47.963			LAP 12 @ 13:29:12.345			LAP 13 @ 13:30:36.900			LAP 14 @ 13:32:01.447			LAP 15 @ 13:33:25.283		
NO	BEHIND	LAP TIME	NO	BEHIND	LAP TIME	NO	BEHIND	LAP TIME	NO	BEHIND	LAP TIME	NO	BEHIND	LAP TIME
195		1:24.345	225		1:24.346	225		1:24.555	195		1:24.235	195		1:23.836
225	0.036	1:23.999	195	0.357	1:24.739	195	0.312	1:24.510	225	0.196	1:24.743	225	0.148	1:23.788
103	4.630	1:24.990	103	4.500	1:24.252	103	4.786	1:24.841	103	4.717	1:24.478	103	4.926	1:24.045
110	5.077	1:25.924	110	6.138	1:25.443	1	7.585	1:25.699	1	9.065	1:26.027	1	10.638	1:25.409
1	5.560	1:26.153	1	6.441	1:25.263	110	7.726	1:26.143	110	9.445	1:26.266	110	10.963	1:25.354
14	6.168	1:25.171	14	6.780	1:24.994	14	8.095	1:25.870	14	10.269	1:26.721	14	11.578	1:25.145
146	6.539	1:24.906	146	7.280	1:25.123	146	8.520	1:25.795	146	10.583	1:26.610	146	11.926	1:25.179
267	10.293	1:25.677	97	12.230	1:26.139	97	13.144	1:25.469	97	14.016	1:25.419	97	15.502	1:25.322
97	10.473	1:25.043	267	12.552	1:26.641	267	13.729	1:25.732	267	14.641	1:25.459	249	15.719	1:24.761
155	10.968	1:25.682	249	13.547	1:26.076	249	14.010	1:25.018	249	14.794	1:25.331	267	16.290	1:25.485
249	11.853	1:25.894	155	13.754	1:27.168	155	14.727	1:25.528	155	15.509	1:25.329	170	16.515	1:24.656
98	12.027	1:26.328	170	14.457	1:25.485	170	14.889	1:24.987	170	15.695	1:25.353	155	17.307	1:25.634
170	13.354	1:26.144	98	15.013	1:27.368	212	18.211	1:27.568	212	19.311	1:25.647	212	21.424	1:25.949
212	13.737	1:27.355	212	15.198	1:25.843	98	18.769	1:28.311	98	19.659	1:25.437	98	22.107	1:26.284
251	13.983	1:25.563	251	15.638	1:26.037	251	19.004	1:27.921	251	20.142	1:25.685	251	23.316	1:27.010
246	15.823	1:26.041	246	17.210	1:25.769	246	19.170	1:26.515	246	20.789	1:26.166	246	23.809	1:26.856
252	18.037	1:25.884	252	19.613	1:25.958	252	20.822	1:25.764	252	21.705	1:25.430	252	24.069	1:26.200
210	18.955	1:25.991	210	21.340	1:26.767	210	24.180	1:27.395	210	27.380	1:27.747	210	32.160	1:28.616
214	2 Laps	1:25.769	214	2 Laps	1:26.068	214	2 Laps	1:26.793	214	2 Laps	1:25.983	214	2 Laps	1:28.153
104	31.377	1:29.803	104	37.231	1:30.236	104	43.484	1:30.808	104	49.124	1:30.187	104	56.819	1:31.531

# TCR UK Race Weekend - Donington Park - 9th/10th Sept 2023

## Fun Cup Endurance Championship

### RACE 1 - LAP CHART

LAP 16 @ 13:34:49.375			LAP 17 @ 13:36:13.647			LAP 18 @ 13:37:37.936			LAP 19 @ 13:39:02.218			LAP 20 @ 13:40:28.080		
NO	BEHIND	LAP TIME	NO	BEHIND	LAP TIME	NO	BEHIND	LAP TIME	NO	BEHIND	LAP TIME	NO	BEHIND	LAP TIME
195		1:24.092	195		1:24.272	225		1:24.075	225		1:24.282	225		1:25.862
225	0.292	1:24.236	225	0.214	1:24.194	195	0.570	1:24.859	195	0.382	1:24.094	104	1 Lap	1:31.798
103	5.587	1:24.753	103	5.827	1:24.512	103	6.013	1:24.475	103	6.070	1:24.339	195	0.315	1:25.795
110	13.288	1:26.417	110	15.147	1:26.131	110	16.916	1:26.058	110	18.782	1:26.148	103	5.768	1:25.560
1	13.509	1:26.963	1	15.486	1:26.249	1	17.316	1:26.119	249	19.553	1:26.007	252	1 Lap	2:33.260
14	13.781	1:26.295	146	16.595	1:26.745	146	17.537	1:25.231	1	19.977	1:26.943	249	19.328	1:25.637
146	14.122	1:26.288	14	17.032	1:27.523	249	17.828	1:24.726	146	20.240	1:26.985	110	19.682	1:26.762
249	16.709	1:25.082	249	17.391	1:24.954	14	18.306	1:25.563	14	20.936	1:26.912	1	20.279	1:26.164
97	17.076	1:25.666	97	17.956	1:25.152	97	18.643	1:24.976	97	21.374	1:27.013	146	20.592	1:26.214
170	17.385	1:24.962	170	18.218	1:25.105	170	18.930	1:25.001	170	21.878	1:27.230	14	21.152	1:26.078
267	18.074	1:25.876	267	18.983	1:25.181	267	19.793	1:25.099	267	22.405	1:26.894	97	21.988	1:26.476
155	19.161	1:25.946	155	20.492	1:25.603	155	22.059	1:25.856	155	24.593	1:26.816	170	22.296	1:26.280
212	23.368	1:26.036	212	26.411	1:27.315	212	27.922	1:25.800	251	30.751	1:26.472	267	22.831	1:26.288
98	23.543	1:25.528	251	26.785	1:26.429	251	28.561	1:26.065	246	32.187	1:26.500	155	26.341	1:27.610
251	24.628	1:25.404	98	28.291	1:29.020	98	29.784	1:25.782	98	32.591	1:27.089	251	31.897	1:27.008
246	25.109	1:25.392	246	28.731	1:27.894	246	29.969	1:25.527	212	34.782	1:31.142	246	32.549	1:26.224
252	25.461	1:25.484	252	29.555	1:28.366	252	30.227	1:24.961	214	2 Laps	1:27.288	212	35.604	1:26.684
214	2 Laps	1:26.567	214	2 Laps	1:26.235	214	2 Laps	1:26.157	210	42.804	1:27.717	214	2 Laps	1:26.979
210	35.806	1:27.738	210	37.759	1:26.225	210	39.369	1:25.899				210	44.902	1:27.960
104	1:04.275	1:31.548	104	1:11.824	1:31.821	104	1:18.524	1:30.989				98	47.711	1:40.982

# TCR UK Race Weekend - Donington Park - 9th/10th Sept 2023

## Fun Cup Endurance Championship

### RACE 1 - LAP CHART

LAP 21 @ 13:41:52.804			LAP 22 @ 13:43:17.391			LAP 23 @ 13:44:42.038			LAP 24 @ 13:46:06.917			LAP 25 @ 13:47:31.647		
NO	BEHIND	LAP TIME	NO	BEHIND	LAP TIME	NO	BEHIND	LAP TIME	NO	BEHIND	LAP TIME	NO	BEHIND	LAP TIME
225		1:24.724	225		1:24.587	225		1:24.647	225		1:24.879	195		1:23.834
195	0.322	1:24.731	195	0.737	1:25.002	195	1.078	1:24.988	195	0.896	1:24.697	225	0.268	1:24.998
103	6.964	1:25.920	103	6.935	1:24.558	103	7.322	1:25.034	103	7.345	1:24.902	103	7.419	1:24.804
104	1 Lap	1:31.686	104	1 Lap	1:29.486	104	1 Lap	1:33.144	249	22.117	1:25.917	249	22.980	1:25.593
252	1 Lap	1:28.104	252	1 Lap	1:26.996	252	1 Lap	1:26.271	110	22.371	1:25.949	110	23.212	1:25.571
249	19.988	1:25.384	249	20.397	1:24.996	249	21.079	1:25.329	146	22.913	1:25.400	146	23.816	1:25.633
110	20.278	1:25.320	110	20.908	1:25.217	110	21.301	1:25.040	252	1 Lap	1:29.298	170	27.239	1:25.834
146	21.758	1:25.890	146	22.162	1:24.991	146	22.392	1:24.877	170	26.135	1:26.053	252	1 Lap	1:27.880
1	21.919	1:26.364	1	22.637	1:25.305	1	23.125	1:25.135	97	28.039	1:27.031	97	28.900	1:25.591
14	22.137	1:25.709	170	24.139	1:26.188	170	24.961	1:25.469	14	28.451	1:27.867	14	29.577	1:25.856
170	22.538	1:24.966	14	24.841	1:27.291	14	25.463	1:25.269	104	1 Lap	1:33.184	267	30.267	1:26.119
97	23.021	1:25.757	97	24.985	1:26.551	97	25.887	1:25.549	267	28.878	1:26.941	1	33.256	1:28.955
267	23.741	1:25.634	267	25.221	1:26.067	267	26.816	1:26.242	1	29.031	1:30.785	104	1 Lap	1:30.311
155	28.391	1:26.774	155	31.823	1:28.019	155	34.338	1:27.162	155	36.837	1:27.378	251	40.609	1:27.848
251	32.893	1:25.720	251	34.164	1:25.858	251	34.993	1:25.476	251	37.491	1:27.377	246	40.756	1:27.758
246	33.453	1:25.628	246	34.658	1:25.792	246	35.291	1:25.280	246	37.728	1:27.316	155	41.052	1:28.945
212	37.264	1:26.384	212	39.285	1:26.608	212	41.543	1:26.905	212	43.342	1:26.678	212	45.462	1:26.850
214	2 Laps	1:26.416	214	2 Laps	1:27.123	210	51.084	1:28.057	210	53.881	1:27.676	98	56.157	1:26.452
210	46.170	1:25.992	210	47.674	1:26.091	214	2 Laps	1:29.159	214	2 Laps	1:27.737	214	2 Laps	1:27.153
98	49.074	1:26.087	98	50.461	1:25.974	98	51.743	1:25.929	98	54.435	1:27.571	210	56.846	1:27.695

# TCR UK Race Weekend - Donington Park - 9th/10th Sept 2023

## Fun Cup Endurance Championship

### RACE 1 - LAP CHART

LAP 26 @ 13:48:55.947			LAP 27 @ 13:50:20.057			LAP 28 @ 13:51:43.432			LAP 29 @ 13:53:07.932			LAP 30 @ 13:54:32.014		
NO	BEHIND	LAP TIME	NO	BEHIND	LAP TIME	NO	BEHIND	LAP TIME	NO	BEHIND	LAP TIME	NO	BEHIND	LAP TIME
195		1:24.300	195		1:24.110	195		1:23.375	195		1:24.500	195		1:24.082
225	0.477	1:24.509	225	0.245	1:23.878	225	0.397	1:23.527	225	0.286	1:24.389	225	0.536	1:24.332
103	7.684	1:24.565	103	8.352	1:24.778	103	9.650	1:24.673	155	1 Lap	2:00.774	155	1 Lap	1:26.781
249	25.170	1:26.490	249	26.460	1:25.400	249	28.425	1:25.340	103	9.866	1:24.716	103	13.171	1:27.387 P
146	25.707	1:26.191	110	26.787	1:25.025	110	29.416	1:26.004	104	2 Laps	2:22.773	104	2 Laps	1:26.838
110	25.872	1:26.960	146	27.285	1:25.688	146	29.655	1:25.745	249	29.277	1:25.352	249	30.649	1:25.454
170	28.646	1:25.707	170	29.553	1:25.017	170	31.457	1:25.279	146	32.176	1:27.021	98	1 Lap	2:18.229
97	30.827	1:26.227	97	32.230	1:25.513	97	34.188	1:25.333	110	32.285	1:27.369 P	146	34.557	1:26.463 P
14	31.156	1:25.879	14	32.715	1:25.669	14	34.392	1:25.052	170	32.493	1:25.536	170	35.493	1:27.082 P
267	32.503	1:26.536	267	33.672	1:25.279	1	37.057	1:25.017	14	37.415	1:27.523	14	41.600	1:28.267 P
252	1 Lap	1:28.680	1	35.415	1:25.385	267	37.664	1:27.367 P	97	37.597	1:27.909	97	42.532	1:29.017 P
1	34.140	1:25.184	252	1 Lap	1:30.824 P	251	47.784	1:25.835	1	39.213	1:26.656 P	251	51.319	1:26.110
104	1 Lap	1:29.231	251	45.324	1:26.496	246	48.479	1:25.704	251	49.291	1:26.007	246	53.288	1:27.289 P
251	42.938	1:26.629	246	46.150	1:27.085	212	52.406	1:26.091	246	50.081	1:26.102	267	1:09.142	1:26.116
246	43.175	1:26.719	104	1 Lap	1:33.528 P	210	1:04.394	1:26.137	212	56.771	1:28.865 P	1	1:09.519	1:54.388
155	43.411	1:26.659	155	49.609	1:30.308 P	98	1:04.792	1:27.330 P	267	1:07.108	1:53.944	210	1:10.257	1:26.617
212	47.615	1:26.453	212	49.690	1:26.185	214	2 Laps	1:28.362	210	1:07.722	1:27.828	214	2 Laps	1:28.191
98	58.467	1:26.610	98	1:00.837	1:26.480				214	2 Laps	1:28.896			
210	59.916	1:27.370	210	1:01.632	1:25.826									
214	2 Laps	1:27.868	214	2 Laps	1:27.519									

# TCR UK Race Weekend - Donington Park - 9th/10th Sept 2023

## Fun Cup Endurance Championship

### RACE 1 - LAP CHART

LAP 31 @ 13:55:56.169			LAP 32 @ 13:57:20.002			LAP 33 @ 13:58:44.672			LAP 34 @ 14:00:12.019			LAP 35 @ 14:02:17.205		
NO	BEHIND	LAP TIME	NO	BEHIND	LAP TIME	NO	BEHIND	LAP TIME	NO	BEHIND	LAP TIME	NO	BEHIND	LAP TIME
195		1:24.155	195		1:23.833	195		1:24.670	225		1:27.167 P	225		2:05.186
225	0.140	1:23.759	225	0.548	1:24.241	225	0.180	1:24.302	195	0.658	1:28.005 P	214	3 Laps	1:29.127
110	1 Lap	2:19.676	155	1 Lap	1:26.503	214	3 Laps	1:30.075 P	155	1 Lap	1:26.743	98	1 Lap	1:27.733
155	1 Lap	1:26.659	212	1 Lap	1:27.758	251	1 Lap	2:01.582	104	2 Laps	1:26.161	246	1 Lap	1:27.371
212	1 Lap	2:16.418	104	2 Laps	1:25.382	155	1 Lap	1:26.518	212	1 Lap	1:26.986	103	20.164	1:27.068
104	2 Laps	1:25.853	249	32.926	1:25.303	212	1 Lap	1:26.104	210	1 Lap	1:28.310	195	29.061	2:33.589
249	31.456	1:24.962	98	1 Lap	1:28.627	104	2 Laps	1:25.781	249	35.419	1:29.462 P	110	1 Lap	1:31.155
98	1 Lap	1:28.717	246	1 Lap	2:41.379	210	1 Lap	2:07.000	214	3 Laps	2:06.148	1	34.629	1:25.950
103	54.136	2:05.120	110	1 Lap	2:13.766	249	33.304	1:25.048	98	1 Lap	1:27.778	267	35.165	1:25.718
251	56.076	1:28.912 P	103	57.046	1:26.743	98	1 Lap	1:27.805	246	1 Lap	1:26.736	14	35.667	1:25.570
14	1:10.995	1:53.550	14	1:13.313	1:26.151	252	6 Laps	8:33.261 P	103	58.282	1:26.624	249	44.535	2:14.302
267	1:11.548	1:26.561	267	1:13.503	1:25.788	246	1 Lap	1:27.150	110	1 Lap	1:32.101	170	46.545	1:25.695
1	1:11.748	1:26.384	1	1:13.697	1:25.782	103	59.005	1:26.629	1	1:13.865	1:26.175	146	47.357	1:26.050
210	1:14.417	1:28.315 P	146	1:24.235	1:26.950	110	1 Lap	1:32.737	267	1:14.633	1:26.488	155	1:00.568	1:27.053
170	1:20.923	2:09.585	170	1:24.469	1:27.379	1	1:15.037	1:26.010	14	1:15.283	1:26.883	104	1 Lap	1:26.027
146	1:21.118	2:10.716				267	1:15.492	1:26.659	170	1:26.036	1:26.729	212	1:17.034	1:26.049
214	2 Laps	1:28.413				14	1:15.747	1:27.104	146	1:26.493	1:27.433	210	1:25.494	1:29.320
						146	1:26.407	1:26.842	155	1:38.701	1:27.076			
						170	1:26.654	1:26.855	104	1 Lap	1:26.085			
									212	1:56.171	1:26.221			
									210	2:01.360	1:27.483			

# TCR UK Race Weekend - Donington Park - 9th/10th Sept 2023

## Fun Cup Endurance Championship

### RACE 1 - LAP CHART

LAP 36 @ 14:03:43.050			LAP 37 @ 14:06:07.979			LAP 38 @ 14:08:36.876			LAP 39 @ 14:10:01.875			LAP 40 @ 14:11:26.978		
NO	BEHIND	LAP TIME	NO	BEHIND	LAP TIME	NO	BEHIND	LAP TIME	NO	BEHIND	LAP TIME	NO	BEHIND	LAP TIME
<b>225</b>		1:25.845	<b>225</b>		2:24.929	<b>225</b>		2:28.897	<b>225</b>		1:24.999	<b>225</b>		1:25.103
<b>214</b>	3 Laps	1:30.304	<b>214</b>	3 Laps	2:15.617	<b>214</b>	3 Laps	2:29.203	<b>98</b>	1 Lap	1:26.665	<b>251</b>	5 Laps	1:27.632
<b>98</b>	1 Lap	1:27.337	<b>98</b>	1 Lap	2:15.180	<b>SC</b>	35 Laps	2:31.873 P	<b>214</b>	3 Laps	1:27.773	<b>103</b>	5.414	1:26.243
<b>246</b>	1 Lap	1:27.283	<b>246</b>	1 Lap	2:14.958	<b>98</b>	1 Lap	2:29.488	<b>103</b>	4.274	1:26.032	<b>214</b>	3 Laps	1:27.132
<b>103</b>	21.513	1:27.194	<b>103</b>	3.259	2:06.675	<b>246</b>	1 Lap	2:29.568	<b>246</b>	1 Lap	1:26.409	<b>246</b>	1 Lap	1:27.549
<b>195</b>	34.324	1:31.108	<b>195</b>	4.064	1:54.669	<b>103</b>	3.241	2:28.879	<b>267</b>	7.081	1:24.902	<b>1</b>	7.078	1:24.935
<b>110</b>	1 Lap	1:33.272	<b>110</b>	1 Lap	1:50.615	<b>195</b>	5.000	2:29.833	<b>1</b>	7.246	1:25.493	<b>267</b>	7.590	1:25.612
<b>1</b>	40.776	1:31.992	<b>1</b>	6.635	1:50.788	<b>110</b>	1 Lap	2:29.926	<b>14</b>	7.730	1:25.338	<b>14</b>	8.101	1:25.474
<b>267</b>	41.106	1:31.786	<b>267</b>	7.055	1:50.878	<b>1</b>	6.752	2:29.014	<b>249</b>	8.052	1:25.313	<b>249</b>	8.684	1:25.735
<b>14</b>	41.788	1:31.966	<b>14</b>	7.490	1:50.631	<b>267</b>	7.178	2:29.020	<b>195</b>	9.671	1:29.670	<b>98</b>	1 Lap	1:30.783
<b>249</b>	44.344	1:25.654	<b>249</b>	9.486	1:50.071	<b>14</b>	7.391	2:28.798	<b>146</b>	11.820	1:25.963	<b>146</b>	12.469	1:25.752
<b>170</b>	47.943	1:27.243	<b>170</b>	11.230	1:48.216	<b>249</b>	7.738	2:27.149	<b>170</b>	13.200	1:27.533	<b>195</b>	13.160	1:28.592
<b>146</b>	56.662	1:35.150	<b>146</b>	13.143	1:41.410	<b>170</b>	10.666	2:28.333	<b>155</b>	13.766	1:27.882	<b>170</b>	13.319	1:25.222
<b>155</b>	1:02.554	1:27.831	<b>155</b>	14.133	1:36.508	<b>146</b>	10.856	2:26.610	<b>212</b>	14.160	1:27.393	<b>155</b>	14.272	1:25.609
<b>104</b>	1 Lap	1:49.425	<b>104</b>	1 Lap	1:26.353	<b>155</b>	10.883	2:25.647	<b>104</b>	1 Lap	1:28.011	<b>212</b>	15.321	1:26.264
<b>212</b>	1:40.476	1:49.287	<b>212</b>	42.401	1:26.854	<b>104</b>	1 Lap	1:58.677	<b>110</b>	1 Lap	1:32.880	<b>104</b>	1 Lap	1:26.376
<b>210</b>	1:48.811	1:49.162	<b>210</b>	55.705	1:31.823	<b>212</b>	11.766	1:58.262	<b>210</b>	14.759	1:27.227	<b>210</b>	16.119	1:26.463
<b>SC</b>	34 Laps	42:44.097	<b>251</b>	4 Laps	9:02.448 P	<b>210</b>	12.531	1:45.723				<b>110</b>	1 Lap	1:30.839
						<b>251</b>	4 Laps	2:03.669						

# TCR UK Race Weekend - Donington Park - 9th/10th Sept 2023

## Fun Cup Endurance Championship

### RACE 1 - LAP CHART

LAP 41 @ 14:12:52.377			LAP 42 @ 14:14:17.612			LAP 43 @ 14:15:42.752			LAP 44 @ 14:17:07.974			LAP 45 @ 14:18:33.522		
NO	BEHIND	LAP TIME	NO	BEHIND	LAP TIME	NO	BEHIND	LAP TIME	NO	BEHIND	LAP TIME	NO	BEHIND	LAP TIME
<b>225</b>		1:25.399	<b>225</b>		1:25.235	<b>225</b>		1:25.140	<b>225</b>		1:25.222	<b>225</b>		1:25.548
<b>251</b>	5 Laps	1:25.955	<b>251</b>	5 Laps	1:25.459	<b>251</b>	5 Laps	1:25.563	<b>251</b>	5 Laps	1:25.669	<b>251</b>	5 Laps	1:25.955
<b>103</b>	5.287	1:25.272	<b>103</b>	5.990	1:25.938	<b>103</b>	6.319	1:25.469	<b>103</b>	6.663	1:25.566	<b>103</b>	7.968	1:26.853
<b>1</b>	6.991	1:25.312	<b>267</b>	7.420	1:24.806	<b>1</b>	7.428	1:24.929	<b>1</b>	7.005	1:24.799	<b>267</b>	8.269	1:26.240
<b>267</b>	7.849	1:25.658	<b>1</b>	7.639	1:25.883	<b>267</b>	7.880	1:25.600	<b>267</b>	7.577	1:24.919	<b>1</b>	8.471	1:27.014
<b>214</b>	3 Laps	1:27.338	<b>14</b>	9.526	1:26.174	<b>14</b>	9.283	1:24.897	<b>14</b>	8.946	1:24.885	<b>14</b>	8.824	1:25.426
<b>246</b>	1 Lap	1:26.945	<b>249</b>	11.130	1:27.540	<b>249</b>	11.156	1:25.166	<b>249</b>	10.559	1:24.625	<b>249</b>	9.812	1:24.801
<b>14</b>	8.587	1:25.885	<b>214</b>	3 Laps	1:28.479	<b>214</b>	3 Laps	1:26.518	<b>170</b>	15.122	1:26.086	<b>170</b>	15.954	1:26.380
<b>249</b>	8.825	1:25.540	<b>246</b>	1 Lap	1:28.458	<b>246</b>	1 Lap	1:26.514	<b>214</b>	3 Laps	1:27.960	<b>214</b>	3 Laps	1:26.629
<b>98</b>	1 Lap	1:29.101 P	<b>170</b>	14.297	1:25.911	<b>170</b>	14.258	1:25.101	<b>246</b>	1 Lap	1:27.774	<b>246</b>	1 Lap	1:26.794
<b>170</b>	13.621	1:25.701	<b>155</b>	15.314	1:26.088	<b>155</b>	16.269	1:26.095	<b>155</b>	17.536	1:26.489	<b>212</b>	18.053	1:25.427
<b>146</b>	13.877	1:26.807	<b>146</b>	16.411	1:27.769	<b>212</b>	17.823	1:26.029	<b>212</b>	18.174	1:25.573	<b>104</b>	1 Lap	1:25.739
<b>155</b>	14.461	1:25.588	<b>212</b>	16.934	1:25.409	<b>104</b>	1 Lap	1:24.761	<b>104</b>	1 Lap	1:25.631	<b>155</b>	19.044	1:27.056
<b>212</b>	16.760	1:26.838	<b>104</b>	1 Lap	1:25.598	<b>210</b>	21.406	1:26.360	<b>210</b>	22.615	1:26.431	<b>210</b>	24.024	1:26.957
<b>210</b>	17.959	1:27.239	<b>210</b>	20.186	1:27.462	<b>146</b>	22.267	1:30.996 P	<b>195</b>	30.181	1:28.128	<b>98</b>	1 Lap	1:27.927
<b>104</b>	1 Lap	1:27.948	<b>195</b>	23.773	1:29.361	<b>195</b>	27.275	1:28.642	<b>98</b>	1 Lap	1:28.836	<b>195</b>	40.826	1:36.193 P
<b>195</b>	19.647	1:31.886	<b>98</b>	1 Lap	1:40.191	<b>98</b>	1 Lap	1:27.235	<b>110</b>	1 Lap	1:31.115	<b>110</b>	1 Lap	1:29.915
<b>110</b>	1 Lap	1:29.728	<b>110</b>	1 Lap	1:29.964	<b>110</b>	1 Lap	1:29.819	<b>252</b>	16 Laps	18:55.568	<b>252</b>	16 Laps	1:26.502



# TCR UK Race Weekend - Donington Park - 9th/10th Sept 2023

## Fun Cup Endurance Championship

### RACE 1 - LAP CHART

LAP 46 @ 14:19:58.733			LAP 47 @ 14:21:23.266			LAP 48 @ 14:22:47.702			LAP 49 @ 14:24:12.397			LAP 50 @ 14:25:37.768		
NO	BEHIND	LAP TIME	NO	BEHIND	LAP TIME	NO	BEHIND	LAP TIME	NO	BEHIND	LAP TIME	NO	BEHIND	LAP TIME
<b>225</b>		1:25.211	<b>225</b>		1:24.533	<b>225</b>		1:24.436	<b>225</b>		1:24.695	<b>225</b>		1:25.371
<b>251</b>	5 Laps	1:26.225	<b>251</b>	5 Laps	1:26.252	<b>251</b>	5 Laps	1:26.310	<b>146</b>	3 Laps	1:26.118	<b>146</b>	3 Laps	1:25.507
<b>267</b>	9.486	1:26.428	<b>267</b>	10.328	1:25.375	<b>267</b>	11.139	1:25.247	<b>252</b>	17 Laps	1:27.209	<b>252</b>	17 Laps	1:25.779
<b>1</b>	9.765	1:26.505	<b>1</b>	10.784	1:25.552	<b>1</b>	11.547	1:25.199	<b>251</b>	5 Laps	1:25.779	<b>251</b>	5 Laps	1:25.953
<b>14</b>	9.994	1:26.381	<b>14</b>	11.323	1:25.862	<b>249</b>	11.968	1:24.826	<b>267</b>	11.424	1:24.980	<b>267</b>	11.000	1:24.947
<b>103</b>	10.396	1:27.639	<b>249</b>	11.578	1:25.565	<b>14</b>	14.102	1:27.215 P	<b>1</b>	11.873	1:25.021	<b>1</b>	11.422	1:24.920
<b>249</b>	10.546	1:25.945	<b>103</b>	13.468	1:27.605	<b>103</b>	14.500	1:25.468	<b>249</b>	12.676	1:25.403	<b>249</b>	11.856	1:24.551
<b>170</b>	16.781	1:26.038	<b>170</b>	17.927	1:25.679	<b>170</b>	19.385	1:25.894	<b>103</b>	14.885	1:25.080	<b>103</b>	14.738	1:25.224
<b>214</b>	3 Laps	1:26.312	<b>246</b>	1 Lap	1:26.218	<b>212</b>	21.822	1:26.332	<b>170</b>	20.555	1:25.865	<b>170</b>	20.794	1:25.610
<b>246</b>	1 Lap	1:26.377	<b>212</b>	19.926	1:26.314	<b>246</b>	1 Lap	1:26.977	<b>212</b>	22.801	1:25.674	<b>104</b>	1 Lap	1:25.617
<b>212</b>	18.145	1:25.303	<b>104</b>	1 Lap	1:27.177	<b>104</b>	1 Lap	1:25.600	<b>104</b>	1 Lap	1:25.531	<b>212</b>	23.687	1:26.257
<b>104</b>	1 Lap	1:25.108	<b>214</b>	3 Laps	1:29.708	<b>155</b>	26.595	1:27.248	<b>246</b>	1 Lap	1:26.081	<b>246</b>	1 Lap	1:25.840
<b>155</b>	19.046	1:25.213	<b>155</b>	23.783	1:29.270	<b>214</b>	3 Laps	1:32.218 P	<b>14</b>	26.640	1:37.233	<b>14</b>	27.150	1:25.881
<b>210</b>	25.649	1:26.836	<b>210</b>	29.752	1:28.636 P	<b>195</b>	1 Lap	1:28.808	<b>155</b>	28.119	1:26.219	<b>155</b>	28.747	1:25.999
<b>98</b>	1 Lap	1:28.178	<b>195</b>	1 Lap	2:44.186	<b>98</b>	1 Lap	1:27.968	<b>214</b>	3 Laps	1:40.540	<b>214</b>	3 Laps	1:26.874
<b>110</b>	1 Lap	1:29.744	<b>98</b>	1 Lap	1:27.614	<b>210</b>	50.386	1:45.070	<b>98</b>	1 Lap	1:27.251	<b>98</b>	1 Lap	1:26.706
<b>252</b>	16 Laps	1:25.870	<b>110</b>	1 Lap	1:30.436	<b>110</b>	1 Lap	1:30.029	<b>195</b>	1 Lap	1:33.758 P	<b>210</b>	53.225	1:26.291
<b>146</b>	2 Laps	5:16.806	<b>252</b>	16 Laps	1:25.600				<b>210</b>	52.305	1:26.614	<b>110</b>	1 Lap	1:29.932
			<b>146</b>	2 Laps	1:25.103				<b>110</b>	1 Lap	1:29.960			

# TCR UK Race Weekend - Donington Park - 9th/10th Sept 2023

## Fun Cup Endurance Championship

### RACE 1 - LAP CHART

LAP 51 @ 14:27:03.107			LAP 52 @ 14:28:28.380			LAP 53 @ 14:29:53.591			LAP 54 @ 14:31:20.338			LAP 55 @ 14:32:45.557		
NO	BEHIND	LAP TIME	NO	BEHIND	LAP TIME	NO	BEHIND	LAP TIME	NO	BEHIND	LAP TIME	NO	BEHIND	LAP TIME
<b>225</b>		1:25.339	<b>225</b>		1:25.273	<b>225</b>		1:25.211	<b>225</b>		1:26.747	<b>225</b>		1:25.219
<b>146</b>	3 Laps	1:25.166	<b>146</b>	3 Laps	1:25.571	<b>146</b>	3 Laps	1:25.780	<b>146</b>	3 Laps	1:26.420	<b>146</b>	3 Laps	1:25.660
<b>252</b>	17 Laps	1:25.271	<b>252</b>	17 Laps	1:25.749	<b>252</b>	17 Laps	1:25.748	<b>252</b>	17 Laps	1:27.453	<b>252</b>	17 Laps	1:24.891
<b>251</b>	5 Laps	1:25.776	<b>267</b>	10.555	1:25.764	<b>267</b>	10.575	1:25.231	<b>249</b>	11.174	1:26.848	<b>249</b>	11.268	1:25.313
<b>267</b>	10.064	1:24.403	<b>249</b>	11.787	1:25.929	<b>249</b>	11.073	1:24.497	<b>1</b>	12.146	1:27.201	<b>1</b>	11.905	1:24.978
<b>1</b>	10.874	1:24.791	<b>1</b>	12.138	1:26.537	<b>1</b>	11.692	1:24.765	<b>267</b>	12.411	1:28.583 P	<b>251</b>	5 Laps	1:27.391 P
<b>249</b>	11.131	1:24.614	<b>251</b>	5 Laps	1:28.670	<b>251</b>	5 Laps	1:24.924	<b>251</b>	5 Laps	1:27.024	<b>103</b>	21.337	1:28.013 P
<b>103</b>	14.529	1:25.130	<b>103</b>	14.372	1:25.116	<b>103</b>	15.903	1:26.742	<b>103</b>	18.543	1:29.387	<b>170</b>	25.774	1:26.121
<b>170</b>	21.585	1:26.130	<b>170</b>	22.378	1:26.066	<b>170</b>	25.571	1:28.404	<b>170</b>	24.872	1:26.048	<b>246</b>	1 Lap	1:26.403
<b>104</b>	1 Lap	1:26.297	<b>212</b>	25.418	1:26.078	<b>212</b>	27.841	1:27.634	<b>212</b>	27.370	1:26.276	<b>104</b>	1 Lap	1:26.387
<b>212</b>	24.613	1:26.265	<b>246</b>	1 Lap	1:26.823	<b>246</b>	1 Lap	1:26.855	<b>246</b>	1 Lap	1:27.954	<b>14</b>	31.952	1:27.648 P
<b>246</b>	1 Lap	1:26.316	<b>104</b>	1 Lap	1:27.502	<b>104</b>	1 Lap	1:27.216	<b>14</b>	29.523	1:27.119	<b>155</b>	34.787	1:26.726
<b>14</b>	27.831	1:26.020	<b>14</b>	28.295	1:25.737	<b>14</b>	29.151	1:26.067	<b>104</b>	1 Lap	1:28.090	<b>110</b>	3 Laps	1:31.387
<b>155</b>	29.437	1:26.029	<b>155</b>	30.243	1:26.079	<b>155</b>	33.135	1:28.103	<b>110</b>	3 Laps	3:28.874	<b>214</b>	3 Laps	1:27.028
<b>214</b>	3 Laps	1:27.063	<b>214</b>	3 Laps	1:26.878	<b>214</b>	3 Laps	1:30.241	<b>155</b>	33.280	1:26.892	<b>210</b>	59.170	1:25.731
<b>98</b>	1 Lap	1:26.922	<b>98</b>	1 Lap	1:27.173	<b>98</b>	1 Lap	1:29.918	<b>214</b>	3 Laps	1:27.335	<b>267</b>	1:01.255	2:14.063
<b>210</b>	54.915	1:27.029	<b>210</b>	56.124	1:26.482	<b>210</b>	58.667	1:27.754	<b>210</b>	58.658	1:26.738			
<b>195</b>	2 Laps	2:59.211	<b>195</b>	2 Laps	1:28.376	<b>195</b>	2 Laps	1:29.582	<b>98</b>	1 Lap	1:29.940 P			
<b>110</b>	1 Lap	1:34.547 P							<b>195</b>	2 Laps	1:33.956 P			

# TCR UK Race Weekend - Donington Park - 9th/10th Sept 2023

## Fun Cup Endurance Championship

### RACE 1 - LAP CHART

LAP 56 @ 14:34:10.483			LAP 57 @ 14:35:35.044			LAP 58 @ 14:36:59.173			LAP 59 @ 14:38:23.506			LAP 60 @ 14:39:47.877		
NO	BEHIND	LAP TIME	NO	BEHIND	LAP TIME	NO	BEHIND	LAP TIME	NO	BEHIND	LAP TIME	NO	BEHIND	LAP TIME
225		1:24.926	225		1:24.561	225		1:24.129	225		1:24.333	225		1:24.371
146	3 Laps	1:25.264	146	3 Laps	1:25.634	14	1 Lap	1:26.525	14	1 Lap	1:26.319	14	1 Lap	1:26.658
252	17 Laps	1:24.906	252	17 Laps	1:26.282	146	3 Laps	1:25.436	146	3 Laps	1:24.926	146	3 Laps	1:27.985 P
249	11.451	1:25.109	251	6 Laps	2:45.544	252	17 Laps	1:24.853	252	17 Laps	1:27.044	246	2 Laps	2:23.164
1	12.024	1:25.045	249	12.394	1:25.504	249	13.550	1:25.285	249	14.440	1:25.223	252	17 Laps	1:27.658 P
98	2 Laps	2:15.580	1	12.587	1:25.124	1	14.059	1:25.601	1	14.760	1:25.034	249	15.274	1:25.205
170	27.661	1:26.813 P	98	2 Laps	1:28.016	251	6 Laps	1:28.371	251	6 Laps	1:28.683	1	17.357	1:26.968 P
104	1 Lap	1:25.431	104	1 Lap	1:25.430	98	2 Laps	1:26.846	155	1 Lap	2:28.187	155	1 Lap	1:27.751
246	1 Lap	1:26.620	246	1 Lap	1:25.381	104	1 Lap	1:25.002	104	1 Lap	1:25.770	251	6 Laps	1:29.506
155	36.343	1:26.482	155	39.991	1:28.209 P	246	1 Lap	1:27.398 P	98	2 Laps	1:26.772	104	1 Lap	1:26.414
110	3 Laps	1:29.944	110	3 Laps	1:33.244 P	267	1:01.116	1:24.258	110	4 Laps	2:37.953	98	2 Laps	1:26.294
214	3 Laps	1:26.687	267	1:00.987	1:24.487	210	1:05.174	1:25.761	214	4 Laps	2:29.829	110	4 Laps	1:28.024
210	1:00.878	1:26.634	210	1:03.542	1:27.225	170	1:11.337	1:26.072	212	4 Laps	7:25.295	214	4 Laps	1:27.413
267	1:01.061	1:24.732	214	3 Laps	1:28.991 P	103	1:21.369	1:26.204	267	1:00.984	1:24.201	212	4 Laps	1:26.135
103	1:17.700	2:21.289	170	1:09.394	2:06.294	195	3 Laps	1:25.182	210	1:07.139	1:26.298	267	1:00.857	1:24.244
195	3 Laps	2:58.855	103	1:19.294	1:26.155				170	1:12.798	1:25.794	210	1:10.946	1:28.178 P
14	1:23.175	2:16.149	195	3 Laps	1:25.270				195	3 Laps	1:25.436	170	1:13.855	1:25.428
									103	1:23.958	1:26.922	103	1:24.419	1:24.832
												195	3 Laps	1:26.222

# TCR UK Race Weekend - Donington Park - 9th/10th Sept 2023

## Fun Cup Endurance Championship

### RACE 1 - LAP CHART

LAP 61 @ 14:41:14.328			LAP 62 @ 14:43:21.289			LAP 63 @ 14:44:46.403			LAP 64 @ 14:46:11.550			LAP 65 @ 14:47:36.249		
NO	BEHIND	LAP TIME	NO	BEHIND	LAP TIME	NO	BEHIND	LAP TIME	NO	BEHIND	LAP TIME	NO	BEHIND	LAP TIME
<b>225</b>		1:26.451 <b>P</b>	<b>225</b>		2:06.961	<b>225</b>		1:25.114	<b>225</b>		1:25.147	<b>225</b>		1:24.699
<b>14</b>	1 Lap	1:27.160	<b>210</b>	1 Lap	2:28.125	<b>98</b>	2 Laps	1:27.550	<b>98</b>	2 Laps	1:26.329	<b>104</b>	2 Laps	1:34.016
<b>246</b>	2 Laps	1:26.425	<b>146</b>	3 Laps	1:25.268	<b>146</b>	3 Laps	1:26.342	<b>146</b>	3 Laps	1:25.556	<b>98</b>	2 Laps	1:26.759
<b>249</b>	15.650	1:26.827 <b>P</b>	<b>214</b>	4 Laps	1:27.438	<b>210</b>	1 Lap	1:31.223	<b>212</b>	4 Laps	1:26.842	<b>146</b>	3 Laps	1:26.172
<b>155</b>	1 Lap	1:26.785	<b>212</b>	4 Laps	1:26.552	<b>212</b>	4 Laps	1:27.191	<b>267</b>	14.675	1:25.036	<b>267</b>	13.967	1:23.991
<b>251</b>	6 Laps	1:26.846	<b>267</b>	15.960	1:24.489	<b>251</b>	6 Laps	1:52.328	<b>249</b>	15.821	1:25.526	<b>212</b>	4 Laps	1:26.035
<b>98</b>	2 Laps	1:26.796	<b>249</b>	16.222	2:07.533	<b>214</b>	4 Laps	1:28.256	<b>251</b>	6 Laps	1:28.694	<b>1</b>	17.939	1:25.620
<b>104</b>	1 Lap	1:27.107 <b>P</b>	<b>1</b>	16.696	1:25.769	<b>267</b>	14.786	1:23.940	<b>1</b>	17.018	1:26.018	<b>214</b>	4 Laps	1:27.638
<b>110</b>	4 Laps	1:26.851	<b>110</b>	4 Laps	1:39.529	<b>249</b>	15.442	1:24.334	<b>214</b>	4 Laps	1:28.867	<b>251</b>	6 Laps	1:28.505
<b>214</b>	4 Laps	1:27.076	<b>252</b>	17 Laps	1:26.550	<b>1</b>	16.147	1:24.565	<b>210</b>	1 Lap	1:31.860	<b>249</b>	20.962	1:29.840
<b>212</b>	4 Laps	1:26.220	<b>170</b>	32.686	1:26.001	<b>110</b>	4 Laps	1:28.061	<b>110</b>	4 Laps	1:26.429	<b>210</b>	1 Lap	1:28.312
<b>146</b>	3 Laps	2:09.101	<b>103</b>	42.142	1:25.418	<b>252</b>	17 Laps	1:26.341	<b>252</b>	17 Laps	1:26.534	<b>110</b>	4 Laps	1:26.082
<b>1</b>	57.888	2:06.982	<b>195</b>	3 Laps	1:25.500	<b>170</b>	33.726	1:26.154	<b>170</b>	34.950	1:26.371	<b>252</b>	17 Laps	1:26.315
<b>267</b>	58.432	1:24.026	<b>14</b>	52.657	1:26.935	<b>195</b>	3 Laps	1:25.121	<b>195</b>	3 Laps	1:25.046	<b>170</b>	36.138	1:25.887
<b>252</b>	17 Laps	2:18.699	<b>246</b>	1 Lap	1:26.243	<b>103</b>	42.766	1:25.738	<b>103</b>	42.575	1:24.956	<b>195</b>	3 Laps	1:25.127
<b>170</b>	1:13.646	1:26.242	<b>104</b>	1 Lap	2:39.371	<b>14</b>	54.290	1:26.747	<b>14</b>	55.767	1:26.624	<b>103</b>	43.098	1:25.222
<b>103</b>	1:23.685	1:25.717	<b>155</b>	1:10.342	1:27.216	<b>246</b>	1 Lap	1:26.140	<b>246</b>	1 Lap	1:25.943	<b>14</b>	57.847	1:26.779
<b>195</b>	3 Laps	1:25.006				<b>155</b>	1:11.669	1:26.441	<b>155</b>	1:13.411	1:26.889	<b>246</b>	1 Lap	1:26.074
<b>14</b>	1:32.683	1:26.691				<b>104</b>	1 Lap	1:34.379				<b>155</b>	1:15.024	1:26.312
<b>246</b>	1 Lap	1:26.631												
<b>155</b>	1:50.087	1:26.657												
<b>251</b>	5 Laps	1:27.978												
<b>98</b>	1 Lap	1:27.411												

# TCR UK Race Weekend - Donington Park - 9th/10th Sept 2023

## Fun Cup Endurance Championship

### RACE 1 - LAP CHART

LAP 66 @ 14:49:00.907			LAP 67 @ 14:50:25.401			LAP 68 @ 14:51:49.898			LAP 69 @ 14:53:14.571			LAP 70 @ 14:54:38.803		
NO	BEHIND	LAP TIME	NO	BEHIND	LAP TIME	NO	BEHIND	LAP TIME	NO	BEHIND	LAP TIME	NO	BEHIND	LAP TIME
<b>225</b>		1:24.658	<b>225</b>		1:24.494	<b>225</b>		1:24.497	<b>225</b>		1:24.673	<b>225</b>		1:24.232
<b>98</b>	2 Laps	1:27.374	<b>98</b>	2 Laps	1:26.089	<b>98</b>	2 Laps	1:27.256	<b>98</b>	2 Laps	1:26.579	<b>98</b>	2 Laps	1:26.954
<b>146</b>	3 Laps	1:25.761	<b>267</b>	14.675	1:25.193	<b>267</b>	14.401	1:24.223	<b>267</b>	14.776	1:25.048 P	<b>146</b>	3 Laps	1:25.709
<b>267</b>	13.976	1:24.667	<b>146</b>	3 Laps	1:25.760	<b>146</b>	3 Laps	1:24.420	<b>146</b>	3 Laps	1:24.591	<b>1</b>	24.117	1:25.702
<b>104</b>	2 Laps	1:36.421	<b>212</b>	4 Laps	1:26.458	<b>212</b>	4 Laps	1:26.353	<b>1</b>	22.647	1:26.145	<b>212</b>	4 Laps	1:26.547
<b>212</b>	4 Laps	1:25.714	<b>1</b>	20.392	1:26.278	<b>1</b>	21.175	1:25.280	<b>212</b>	4 Laps	1:27.188	<b>249</b>	26.556	1:25.316
<b>1</b>	18.608	1:25.327	<b>249</b>	23.278	1:25.431	<b>249</b>	24.505	1:25.724	<b>249</b>	25.472	1:25.640	<b>214</b>	4 Laps	1:27.237
<b>249</b>	22.341	1:26.037	<b>104</b>	2 Laps	1:34.858	<b>214</b>	4 Laps	1:27.245	<b>214</b>	4 Laps	1:27.072	<b>251</b>	6 Laps	1:27.492
<b>251</b>	6 Laps	1:27.606	<b>251</b>	6 Laps	1:26.918	<b>251</b>	6 Laps	1:28.505	<b>251</b>	6 Laps	1:26.863	<b>110</b>	4 Laps	1:27.612
<b>214</b>	4 Laps	1:28.596	<b>214</b>	4 Laps	1:26.869	<b>110</b>	4 Laps	1:28.134	<b>110</b>	4 Laps	1:26.722	<b>267</b>	36.573	1:46.029
<b>110</b>	4 Laps	1:26.524	<b>110</b>	4 Laps	1:26.844	<b>252</b>	17 Laps	1:26.862	<b>252</b>	17 Laps	1:26.047	<b>252</b>	17 Laps	1:25.508
<b>210</b>	1 Lap	1:29.844	<b>210</b>	1 Lap	1:28.233	<b>210</b>	1 Lap	1:30.298	<b>170</b>	40.400	1:25.795	<b>170</b>	41.778	1:25.610
<b>252</b>	17 Laps	1:27.898	<b>252</b>	17 Laps	1:26.429	<b>104</b>	2 Laps	1:36.015	<b>210</b>	1 Lap	1:29.002	<b>210</b>	1 Lap	1:27.789
<b>170</b>	37.191	1:25.711	<b>170</b>	38.119	1:25.422	<b>170</b>	39.278	1:25.656	<b>195</b>	3 Laps	1:27.004	<b>195</b>	3 Laps	1:24.593
<b>195</b>	3 Laps	1:24.888	<b>195</b>	3 Laps	1:25.008	<b>195</b>	3 Laps	1:24.558	<b>104</b>	2 Laps	1:36.713	<b>104</b>	2 Laps	1:34.328
<b>103</b>	43.293	1:24.853	<b>103</b>	45.612	1:26.813 P	<b>14</b>	1:03.257	1:26.258	<b>14</b>	1:05.413	1:26.829	<b>14</b>	1:07.779	1:26.598
<b>14</b>	59.662	1:26.473	<b>14</b>	1:01.496	1:26.328	<b>103</b>	1:13.329	1:52.214	<b>103</b>	1:14.401	1:25.745	<b>103</b>	1:15.544	1:25.375
<b>246</b>	1 Lap	1:25.796	<b>246</b>	1 Lap	1:30.818	<b>155</b>	1:20.755	1:26.420	<b>155</b>	1:22.261	1:26.179			
<b>155</b>	1:16.905	1:26.539	<b>155</b>	1:18.832	1:26.421									

# TCR UK Race Weekend - Donington Park - 9th/10th Sept 2023

## Fun Cup Endurance Championship

### RACE 1 - LAP CHART

LAP 71 @ 14:56:02.938			LAP 72 @ 14:57:27.368			LAP 73 @ 14:58:51.620			LAP 74 @ 15:00:15.790			LAP 75 @ 15:01:40.144		
NO	BEHIND	LAP TIME	NO	BEHIND	LAP TIME	NO	BEHIND	LAP TIME	NO	BEHIND	LAP TIME	NO	BEHIND	LAP TIME
<b>225</b>		1:24.135	<b>225</b>		1:24.430	<b>225</b>		1:24.252	<b>225</b>		1:24.170	<b>225</b>		1:24.354
<b>155</b>	1 Lap	1:26.501	<b>155</b>	1 Lap	1:25.347	<b>155</b>	1 Lap	1:25.623	<b>155</b>	1 Lap	1:25.528	<b>104</b>	3 Laps	1:30.748
<b>146</b>	3 Laps	1:26.076	<b>146</b>	3 Laps	1:25.632	<b>146</b>	3 Laps	1:25.759	<b>146</b>	3 Laps	1:26.700	<b>155</b>	1 Lap	1:26.564
<b>98</b>	2 Laps	1:27.310	<b>98</b>	2 Laps	1:25.623	<b>98</b>	2 Laps	1:25.799	<b>98</b>	2 Laps	1:26.700	<b>146</b>	3 Laps	1:26.255
<b>1</b>	25.387	1:25.405	<b>1</b>	26.207	1:25.250	<b>1</b>	27.253	1:25.298	<b>1</b>	28.637	1:25.554	<b>98</b>	2 Laps	1:26.364
<b>249</b>	27.705	1:25.284	<b>249</b>	29.042	1:25.767	<b>249</b>	29.924	1:25.134	<b>249</b>	30.962	1:25.208	<b>1</b>	30.091	1:25.808
<b>212</b>	4 Laps	1:26.768	<b>212</b>	4 Laps	1:26.002	<b>212</b>	4 Laps	1:25.489	<b>212</b>	4 Laps	1:25.116	<b>249</b>	31.977	1:25.369
<b>267</b>	36.287	1:23.849	<b>267</b>	35.980	1:24.123	<b>267</b>	35.460	1:23.732	<b>267</b>	35.070	1:23.780	<b>212</b>	4 Laps	1:25.330
<b>214</b>	4 Laps	1:26.533	<b>110</b>	4 Laps	1:26.561	<b>252</b>	17 Laps	1:26.376	<b>252</b>	17 Laps	1:27.500	<b>267</b>	34.336	1:23.620
<b>110</b>	4 Laps	1:26.204	<b>214</b>	4 Laps	1:27.837	<b>110</b>	4 Laps	1:27.333	<b>170</b>	46.944	1:26.212	<b>170</b>	47.860	1:25.270
<b>252</b>	17 Laps	1:26.168	<b>252</b>	17 Laps	1:25.664	<b>251</b>	6 Laps	1:26.860	<b>110</b>	4 Laps	1:28.459	<b>252</b>	17 Laps	1:27.007
<b>251</b>	6 Laps	1:28.763	<b>251</b>	6 Laps	1:26.007	<b>214</b>	4 Laps	1:28.501	<b>251</b>	6 Laps	1:27.995	<b>195</b>	3 Laps	1:26.527
<b>170</b>	43.189	1:25.546	<b>170</b>	43.812	1:25.053	<b>170</b>	44.902	1:25.342	<b>214</b>	4 Laps	1:27.850	<b>214</b>	4 Laps	1:28.146
<b>195</b>	3 Laps	1:25.404	<b>195</b>	3 Laps	1:24.904	<b>195</b>	3 Laps	1:25.199	<b>195</b>	3 Laps	1:24.271	<b>251</b>	6 Laps	1:28.914
<b>210</b>	1 Lap	1:30.094	<b>210</b>	1 Lap	1:28.812	<b>210</b>	1 Lap	1:29.209	<b>210</b>	1 Lap	1:28.502	<b>110</b>	4 Laps	1:29.965
<b>104</b>	2 Laps	1:32.633	<b>14</b>	1:12.901	1:27.302	<b>14</b>	1:15.316	1:26.667	<b>14</b>	1:17.683	1:26.537	<b>210</b>	1 Lap	1:29.141
<b>14</b>	1:10.029	1:26.385	<b>104</b>	2 Laps	1:32.679	<b>103</b>	1:19.453	1:25.694	<b>103</b>	1:20.381	1:25.098	<b>14</b>	1:19.677	1:26.348
<b>103</b>	1:17.063	1:25.654	<b>103</b>	1:18.011	1:25.378	<b>104</b>	2 Laps	1:32.129				<b>103</b>	1:20.713	1:24.686

# TCR UK Race Weekend - Donington Park - 9th/10th Sept 2023

## Fun Cup Endurance Championship

### RACE 1 - LAP CHART

LAP 76 @ 15:03:04.685			LAP 77 @ 15:04:29.097			LAP 78 @ 15:05:53.241			LAP 79 @ 15:07:19.102			LAP 80 @ 15:08:43.357		
NO	BEHIND	LAP TIME	NO	BEHIND	LAP TIME	NO	BEHIND	LAP TIME	NO	BEHIND	LAP TIME	NO	BEHIND	LAP TIME
<b>225</b>		1:24.541	<b>225</b>		1:24.412	<b>225</b>		1:24.144	<b>225</b>		1:25.861	<b>225</b>		1:24.255
<b>155</b>	1 Lap	1:26.112	<b>155</b>	1 Lap	1:26.197	<b>155</b>	1 Lap	1:26.098	<b>103</b>	1 Lap	1:27.611	<b>103</b>	1 Lap	1:25.488
<b>104</b>	3 Laps	1:31.301	<b>104</b>	3 Laps	1:31.024	<b>146</b>	3 Laps	1:26.492	<b>155</b>	1 Lap	1:26.308	<b>14</b>	1 Lap	1:26.432
<b>146</b>	3 Laps	1:27.053	<b>146</b>	3 Laps	1:25.757	<b>98</b>	2 Laps	1:26.462	<b>146</b>	3 Laps	1:25.624	<b>155</b>	1 Lap	1:26.153
<b>98</b>	2 Laps	1:27.052	<b>98</b>	2 Laps	1:25.771	<b>1</b>	32.650	1:25.216	<b>98</b>	2 Laps	1:25.642	<b>267</b>	32.460	1:24.826
<b>1</b>	30.751	1:25.201	<b>1</b>	31.578	1:25.239	<b>267</b>	32.901	1:24.127	<b>267</b>	31.889	1:24.849	<b>146</b>	3 Laps	1:25.791
<b>249</b>	32.781	1:25.345	<b>267</b>	32.918	1:23.702	<b>104</b>	3 Laps	1:38.799	<b>1</b>	32.279	1:25.490	<b>1</b>	33.644	1:25.620
<b>212</b>	4 Laps	1:25.228	<b>249</b>	33.476	1:25.107	<b>249</b>	34.477	1:25.145	<b>249</b>	33.766	1:25.150	<b>98</b>	2 Laps	1:27.197
<b>267</b>	33.628	1:23.833	<b>212</b>	4 Laps	1:25.234	<b>212</b>	4 Laps	1:25.393	<b>212</b>	4 Laps	1:26.208	<b>249</b>	34.941	1:25.430
<b>170</b>	49.424	1:26.105	<b>252</b>	17 Laps	1:25.755	<b>195</b>	3 Laps	1:24.450	<b>104</b>	3 Laps	1:32.433	<b>212</b>	4 Laps	1:25.537
<b>252</b>	17 Laps	1:25.451	<b>195</b>	3 Laps	1:25.321	<b>252</b>	17 Laps	1:25.334	<b>195</b>	3 Laps	1:24.437	<b>104</b>	3 Laps	1:33.542
<b>195</b>	3 Laps	1:23.897	<b>170</b>	52.228	1:27.216	<b>170</b>	53.040	1:24.956	<b>252</b>	17 Laps	1:25.114	<b>195</b>	3 Laps	1:24.397
<b>214</b>	4 Laps	1:27.037	<b>214</b>	4 Laps	1:26.830	<b>214</b>	4 Laps	1:27.574	<b>170</b>	51.819	1:24.640	<b>252</b>	17 Laps	1:25.941
<b>251</b>	6 Laps	1:27.382	<b>110</b>	4 Laps	1:26.270	<b>110</b>	4 Laps	1:27.007	<b>110</b>	4 Laps	1:27.369	<b>170</b>	53.818	1:26.254
<b>110</b>	4 Laps	1:27.566	<b>251</b>	6 Laps	1:27.015	<b>251</b>	6 Laps	1:31.111	<b>214</b>	4 Laps	1:27.748	<b>214</b>	4 Laps	1:26.996
<b>210</b>	1 Lap	1:29.528	<b>210</b>	1 Lap	1:28.252	<b>210</b>	1 Lap	1:28.122	<b>251</b>	6 Laps	1:32.807	<b>251</b>	6 Laps	1:28.120
<b>103</b>	1:21.323	1:25.151	<b>103</b>	1:22.815	1:25.904	<b>14</b>	1:25.707	1:26.746	<b>210</b>	1 Lap	1:28.053			
<b>14</b>	1:21.633	1:26.497	<b>14</b>	1:23.105	1:25.884									

# TCR UK Race Weekend - Donington Park - 9th/10th Sept 2023

## Fun Cup Endurance Championship

### RACE 1 - LAP CHART

LAP 81 @ 15:10:08.582			LAP 82 @ 15:11:33.925			LAP 83 @ 15:12:58.380			LAP 84 @ 15:14:22.672			LAP 85 @ 15:15:47.213		
NO	BEHIND	LAP TIME	NO	BEHIND	LAP TIME	NO	BEHIND	LAP TIME	NO	BEHIND	LAP TIME	NO	BEHIND	LAP TIME
<b>225</b>		1:25.225	<b>225</b>		1:25.343	<b>225</b>		1:24.455	<b>225</b>		1:24.292	<b>225</b>		1:24.541
<b>103</b>	1 Lap	1:26.095	<b>103</b>	1 Lap	1:24.922	<b>103</b>	1 Lap	1:25.294	<b>103</b>	1 Lap	1:25.316	<b>103</b>	1 Lap	1:24.831
<b>14</b>	1 Lap	1:26.057	<b>14</b>	1 Lap	1:27.468 P	<b>155</b>	1 Lap	1:25.760	<b>155</b>	1 Lap	1:26.074	<b>170</b>	1 Lap	2:12.733
<b>210</b>	2 Laps	1:29.560	<b>210</b>	2 Laps	1:32.465 P	<b>110</b>	6 Laps	1:26.599	<b>110</b>	6 Laps	1:30.322 P	<b>155</b>	1 Lap	1:27.215
<b>155</b>	1 Lap	1:26.461	<b>155</b>	1 Lap	1:26.819	<b>267</b>	31.053	1:24.227	<b>267</b>	30.706	1:23.945	<b>267</b>	30.390	1:24.225
<b>267</b>	32.354	1:25.119	<b>110</b>	6 Laps	3:34.642	<b>146</b>	3 Laps	1:24.812	<b>146</b>	3 Laps	1:24.596	<b>214</b>	5 Laps	2:05.112
<b>146</b>	3 Laps	1:25.091	<b>267</b>	31.281	1:24.270	<b>14</b>	1 Lap	1:53.910	<b>1</b>	36.185	1:25.871	<b>146</b>	3 Laps	1:24.742
<b>1</b>	33.687	1:25.268	<b>146</b>	3 Laps	1:24.771	<b>1</b>	34.606	1:26.227	<b>249</b>	36.463	1:26.114	<b>1</b>	36.701	1:25.057
<b>249</b>	34.486	1:24.770	<b>1</b>	32.834	1:24.490	<b>249</b>	34.641	1:24.883	<b>14</b>	1 Lap	1:26.794	<b>249</b>	37.049	1:25.127
<b>98</b>	2 Laps	1:26.204	<b>249</b>	34.213	1:25.070	<b>212</b>	4 Laps	1:26.104	<b>104</b>	5 Laps	3:51.957	<b>14</b>	1 Lap	1:25.127
<b>212</b>	4 Laps	1:26.249	<b>212</b>	4 Laps	1:26.512	<b>98</b>	2 Laps	1:26.160	<b>212</b>	4 Laps	1:25.613	<b>104</b>	5 Laps	1:24.816
<b>195</b>	3 Laps	1:25.239	<b>98</b>	2 Laps	1:29.234	<b>195</b>	3 Laps	1:24.707	<b>98</b>	2 Laps	1:25.638	<b>212</b>	4 Laps	1:25.580
<b>252</b>	17 Laps	1:26.106	<b>195</b>	3 Laps	1:24.638	<b>252</b>	17 Laps	1:25.931	<b>195</b>	3 Laps	1:24.338	<b>98</b>	2 Laps	1:25.532
<b>170</b>	55.716	1:27.123	<b>252</b>	17 Laps	1:25.305	<b>170</b>	58.213	1:27.029 P	<b>252</b>	17 Laps	1:25.895	<b>195</b>	3 Laps	1:24.128
<b>104</b>	3 Laps	1:35.385 P	<b>170</b>	55.639	1:25.266	<b>251</b>	7 Laps	2:37.403	<b>251</b>	7 Laps	1:25.995	<b>252</b>	17 Laps	1:25.671
<b>214</b>	4 Laps	1:28.999	<b>214</b>	4 Laps	1:26.687	<b>210</b>	2 Laps	2:22.005	<b>210</b>	2 Laps	1:26.323	<b>210</b>	2 Laps	1:26.511
<b>251</b>	6 Laps	1:30.035 P				<b>214</b>	4 Laps	1:28.904 P				<b>251</b>	7 Laps	1:27.955
												<b>110</b>	6 Laps	2:13.220



# TCR UK Race Weekend - Donington Park - 9th/10th Sept 2023

## Fun Cup Endurance Championship

### RACE 1 - LAP CHART

LAP 86 @ 15:17:11.602			LAP 87 @ 15:18:35.448			LAP 88 @ 15:19:59.446			LAP 89 @ 15:21:25.636			LAP 90 @ 15:23:29.618		
NO	BEHIND	LAP TIME	NO	BEHIND	LAP TIME	NO	BEHIND	LAP TIME	NO	BEHIND	LAP TIME	NO	BEHIND	LAP TIME
<b>225</b>		1:24.389	<b>225</b>		1:23.846	<b>225</b>		1:23.998	<b>225</b>		1:26.190 P	<b>225</b>		2:03.982
<b>103</b>	1 Lap	1:25.697	<b>103</b>	1 Lap	1:24.849	<b>246</b>	21 Laps	28:31.918	<b>246</b>	21 Laps	1:26.514	<b>252</b>	18 Laps	1:27.387
<b>170</b>	1 Lap	1:26.236	<b>170</b>	1 Lap	1:25.831	<b>103</b>	1 Lap	1:24.636	<b>103</b>	1 Lap	1:26.861 P	<b>14</b>	1 Lap	1:25.360
<b>155</b>	1 Lap	1:27.709 P	<b>267</b>	29.719	1:23.746	<b>98</b>	3 Laps	2:25.467	<b>98</b>	3 Laps	1:27.068	<b>104</b>	5 Laps	1:25.231
<b>267</b>	29.819	1:23.818	<b>146</b>	3 Laps	1:26.598 P	<b>170</b>	1 Lap	1:25.655	<b>170</b>	1 Lap	1:25.407	<b>214</b>	5 Laps	1:26.517
<b>214</b>	5 Laps	1:26.686	<b>214</b>	5 Laps	1:27.571	<b>267</b>	31.182	1:25.461 P	<b>212</b>	5 Laps	1:25.980	<b>195</b>	4 Laps	2:55.286
<b>146</b>	3 Laps	1:25.597	<b>1</b>	37.952	1:24.650	<b>212</b>	5 Laps	2:38.491	<b>252</b>	18 Laps	2:25.244	<b>155</b>	1 Lap	1:27.290
<b>1</b>	37.148	1:24.836	<b>14</b>	1 Lap	1:24.819	<b>214</b>	5 Laps	1:27.305	<b>14</b>	1 Lap	1:26.057	<b>267</b>	33.815	1:26.499
<b>249</b>	37.504	1:24.844	<b>104</b>	5 Laps	1:24.611	<b>14</b>	1 Lap	1:25.757	<b>214</b>	5 Laps	1:26.806	<b>146</b>	3 Laps	1:26.273
<b>14</b>	1 Lap	1:24.727	<b>249</b>	40.405	1:26.747 P	<b>1</b>	40.861	1:26.907 P	<b>104</b>	5 Laps	1:26.932	<b>249</b>	44.405	1:26.154
<b>104</b>	5 Laps	1:24.563	<b>195</b>	3 Laps	1:24.256	<b>104</b>	5 Laps	1:25.793	<b>155</b>	1 Lap	1:28.593	<b>1</b>	44.782	1:27.318
<b>212</b>	4 Laps	1:27.231 P	<b>155</b>	1 Lap	2:00.687	<b>195</b>	3 Laps	1:26.610 P	<b>267</b>	1:11.298	2:06.306	<b>110</b>	6 Laps	1:26.587
<b>98</b>	2 Laps	1:27.505 P	<b>252</b>	17 Laps	1:26.869 P	<b>155</b>	1 Lap	1:27.686	<b>1</b>	1:21.446	2:06.775	<b>251</b>	7 Laps	1:26.103
<b>195</b>	3 Laps	1:24.611	<b>251</b>	7 Laps	1:26.375	<b>146</b>	3 Laps	2:08.205	<b>146</b>	3 Laps	1:26.696	<b>210</b>	2 Laps	1:27.551
<b>252</b>	17 Laps	1:25.684	<b>210</b>	2 Laps	1:26.383	<b>251</b>	7 Laps	1:26.752	<b>249</b>	1:22.233	1:25.957	<b>246</b>	20 Laps	1:26.384
<b>251</b>	7 Laps	1:27.268	<b>110</b>	6 Laps	1:25.308	<b>210</b>	2 Laps	1:26.923	<b>110</b>	6 Laps	1:25.584	<b>170</b>	1:14.933	1:26.490
<b>210</b>	2 Laps	1:28.351				<b>249</b>	1:22.466	2:06.059	<b>251</b>	7 Laps	1:27.821	<b>98</b>	2 Laps	1:26.504
<b>110</b>	6 Laps	1:25.759				<b>110</b>	6 Laps	1:25.441	<b>210</b>	2 Laps	1:30.891			
									<b>246</b>	20 Laps	1:26.639			
									<b>170</b>	1:52.425	1:25.606			
									<b>98</b>	2 Laps	1:27.546			
									<b>212</b>	4 Laps	1:26.377			
									<b>103</b>	2:03.784	1:55.908			

# TCR UK Race Weekend - Donington Park - 9th/10th Sept 2023

## Fun Cup Endurance Championship

### RACE 1 - LAP CHART

LAP 91 @ 15:24:54.319			LAP 92 @ 15:26:19.330			LAP 93 @ 15:27:44.227			LAP 94 @ 15:29:08.705			LAP 95 @ 15:30:33.276		
NO	BEHIND	LAP TIME	NO	BEHIND	LAP TIME	NO	BEHIND	LAP TIME	NO	BEHIND	LAP TIME	NO	BEHIND	LAP TIME
225		1:24.701	225		1:25.011	225		1:24.897	225		1:24.478	225		1:24.571
212	5 Laps	1:26.177	212	5 Laps	1:25.120	212	5 Laps	1:25.188	212	5 Laps	1:25.392	212	5 Laps	1:25.719
103	1 Lap	1:25.994	103	1 Lap	1:25.330	103	1 Lap	1:25.551	103	1 Lap	1:25.574	103	1 Lap	1:26.294
252	18 Laps	1:25.081	252	18 Laps	1:25.511	14	1 Lap	1:24.961	14	1 Lap	1:25.510	14	1 Lap	1:26.193
14	1 Lap	1:25.182	14	1 Lap	1:25.024	104	5 Laps	1:25.884	104	5 Laps	1:26.360	104	5 Laps	1:26.118
104	5 Laps	1:25.189	104	5 Laps	1:25.234	214	5 Laps	1:26.343	214	5 Laps	1:26.628	214	5 Laps	1:26.784
214	5 Laps	1:25.352	214	5 Laps	1:26.290	252	18 Laps	1:32.692	252	18 Laps	1:31.691	252	18 Laps	1:27.568
195	4 Laps	1:29.880	195	4 Laps	1:30.726	195	4 Laps	1:28.374	195	4 Laps	1:27.661	195	4 Laps	1:27.113
155	1 Lap	1:27.215	267	36.680	1:26.808	267	37.878	1:26.095	267	39.817	1:26.417	267	41.509	1:26.263
267	34.883	1:25.769	155	1 Lap	1:27.496	155	1 Lap	1:26.250	155	1 Lap	1:26.241	155	1 Lap	1:26.312
146	3 Laps	1:26.352	1	47.232	1:26.345	110	6 Laps	1:26.649	110	6 Laps	1:27.046	110	6 Laps	1:26.063
1	45.898	1:25.817	110	6 Laps	1:26.315	1	49.456	1:27.121	249	52.024	1:26.593	1	53.556	1:25.965
110	6 Laps	1:25.612	251	7 Laps	1:25.796	249	49.909	1:26.718	1	52.162	1:27.184	249	53.939	1:26.486
251	7 Laps	1:26.456	249	48.088	1:25.513	251	7 Laps	1:27.162	251	7 Laps	1:26.584	251	7 Laps	1:26.513
249	47.586	1:27.882	146	3 Laps	1:32.393	146	3 Laps	1:24.971	146	3 Laps	1:24.987	146	3 Laps	1:26.104
210	2 Laps	1:27.269	210	2 Laps	1:26.699	210	2 Laps	1:26.632	210	2 Laps	1:26.765	210	2 Laps	1:27.250
246	20 Laps	1:26.308	246	20 Laps	1:26.779	246	20 Laps	1:26.290	246	20 Laps	1:26.679	246	20 Laps	1:26.180
170	1:16.025	1:25.793	170	1:16.676	1:25.662	170	1:17.392	1:25.613	170	1:18.687	1:25.773	170	1:19.974	1:25.858
98	2 Laps	1:25.884	98	2 Laps	1:25.763	98	2 Laps	1:25.793	98	2 Laps	1:27.803	98	2 Laps	1:26.071

# TCR UK Race Weekend - Donington Park - 9th/10th Sept 2023

## Fun Cup Endurance Championship

### RACE 1 - LAP CHART

LAP 96 @ 15:31:57.571			LAP 97 @ 15:33:22.232			LAP 98 @ 15:34:46.898			LAP 99 @ 15:36:11.404			LAP 100 @ 15:37:35.967		
NO	BEHIND	LAP TIME	NO	BEHIND	LAP TIME	NO	BEHIND	LAP TIME	NO	BEHIND	LAP TIME	NO	BEHIND	LAP TIME
<b>225</b>		1:24.295	<b>225</b>		1:24.661	<b>225</b>		1:24.666	<b>225</b>		1:24.506	<b>225</b>		1:24.563
<b>212</b>	5 Laps	1:25.711	<b>98</b>	3 Laps	1:26.433	<b>98</b>	3 Laps	1:27.305 P	<b>212</b>	5 Laps	1:25.857	<b>212</b>	5 Laps	1:26.194
<b>103</b>	1 Lap	1:25.823	<b>212</b>	5 Laps	1:25.444	<b>212</b>	5 Laps	1:25.662	<b>14</b>	1 Lap	1:25.514	<b>14</b>	1 Lap	1:25.191
<b>14</b>	1 Lap	1:25.903	<b>14</b>	1 Lap	1:25.340	<b>14</b>	1 Lap	1:25.313	<b>103</b>	1 Lap	1:25.348	<b>103</b>	1 Lap	1:25.467
<b>104</b>	5 Laps	1:25.417	<b>103</b>	1 Lap	1:26.025	<b>103</b>	1 Lap	1:25.943	<b>104</b>	5 Laps	1:25.662	<b>104</b>	5 Laps	1:26.334
<b>214</b>	5 Laps	1:27.581	<b>104</b>	5 Laps	1:25.870	<b>104</b>	5 Laps	1:25.721	<b>214</b>	5 Laps	1:26.391	<b>214</b>	5 Laps	1:26.522
<b>252</b>	18 Laps	1:25.366	<b>214</b>	5 Laps	1:26.325	<b>214</b>	5 Laps	1:26.216	<b>252</b>	18 Laps	1:25.265	<b>252</b>	18 Laps	1:24.686
<b>195</b>	4 Laps	1:27.094	<b>252</b>	18 Laps	1:25.641	<b>252</b>	18 Laps	1:25.189	<b>98</b>	3 Laps	1:45.603	<b>98</b>	3 Laps	1:25.629
<b>267</b>	43.009	1:25.795	<b>195</b>	4 Laps	1:27.601	<b>267</b>	46.141	1:26.430	<b>267</b>	48.067	1:26.432	<b>267</b>	49.706	1:26.202
<b>155</b>	1 Lap	1:25.860	<b>267</b>	44.377	1:26.029	<b>155</b>	1 Lap	1:26.204	<b>155</b>	1 Lap	1:26.393	<b>155</b>	1 Lap	1:26.282
<b>110</b>	6 Laps	1:25.349	<b>155</b>	1 Lap	1:26.184	<b>195</b>	4 Laps	1:29.342	<b>195</b>	4 Laps	1:30.524	<b>195</b>	4 Laps	1:28.198
<b>1</b>	54.644	1:25.383	<b>110</b>	6 Laps	1:25.424	<b>110</b>	6 Laps	1:26.941	<b>110</b>	6 Laps	1:26.430	<b>110</b>	6 Laps	1:26.710
<b>251</b>	7 Laps	1:26.166	<b>1</b>	55.310	1:25.327	<b>1</b>	57.564	1:26.920	<b>1</b>	59.580	1:26.522	<b>110</b>	6 Laps	1:27.254
<b>249</b>	56.570	1:26.926	<b>251</b>	7 Laps	1:24.701	<b>251</b>	7 Laps	1:26.392	<b>249</b>	59.878	1:26.235	<b>146</b>	3 Laps	1:26.328
<b>146</b>	3 Laps	1:27.442	<b>249</b>	57.034	1:25.125	<b>249</b>	58.149	1:25.781	<b>251</b>	7 Laps	1:27.059	<b>210</b>	2 Laps	1:27.152
<b>210</b>	2 Laps	1:26.380	<b>146</b>	3 Laps	1:26.503	<b>146</b>	3 Laps	1:27.249	<b>146</b>	3 Laps	1:25.730	<b>246</b>	20 Laps	1:26.311
<b>246</b>	20 Laps	1:26.263	<b>210</b>	2 Laps	1:26.462	<b>210</b>	2 Laps	1:26.424	<b>210</b>	2 Laps	1:26.323			
<b>170</b>	1:21.225	1:25.546	<b>246</b>	20 Laps	1:26.450	<b>246</b>	20 Laps	1:26.066	<b>246</b>	20 Laps	1:26.305			
			<b>170</b>	1:22.191	1:25.627	<b>170</b>	1:23.055	1:25.530	<b>170</b>	1:24.311	1:25.762			

# TCR UK Race Weekend - Donington Park - 9th/10th Sept 2023

## Fun Cup Endurance Championship

### RACE 1 - LAP CHART

LAP 101 @ 15:39:01.737			LAP 102 @ 15:41:33.743			LAP 103 @ 15:44:10.950			LAP 104 @ 15:46:45.836			LAP 105 @ 15:49:21.492		
NO	BEHIND	LAP TIME	NO	BEHIND	LAP TIME	NO	BEHIND	LAP TIME	NO	BEHIND	LAP TIME	NO	BEHIND	LAP TIME
<b>225</b>		1:25.770	<b>225</b>		2:32.006	<b>225</b>		2:37.207	<b>225</b>		2:34.886	<b>225</b>		2:35.656
<b>170</b>	1 Lap	1:26.414	<b>170</b>	1 Lap	2:31.987	<b>170</b>	1 Lap	2:37.463	<b>170</b>	1 Lap	2:34.787	<b>170</b>	1 Lap	2:35.893
<b>212</b>	5 Laps	1:27.261	<b>212</b>	5 Laps	2:22.769	<b>212</b>	5 Laps	2:37.223	<b>212</b>	5 Laps	2:34.752	<b>212</b>	5 Laps	2:35.918
<b>14</b>	1 Lap	1:27.305	<b>14</b>	1 Lap	2:22.752	<b>14</b>	1 Lap	2:37.216	<b>14</b>	1 Lap	2:34.654	<b>14</b>	1 Lap	2:36.162
<b>103</b>	1 Lap	1:27.530	<b>103</b>	1 Lap	2:22.186	<b>103</b>	1 Lap	2:37.366	<b>103</b>	1 Lap	2:34.480	<b>103</b>	1 Lap	2:36.089
<b>104</b>	5 Laps	1:26.908	<b>104</b>	5 Laps	2:19.727	<b>104</b>	5 Laps	2:37.364	<b>104</b>	5 Laps	2:34.345	<b>104</b>	5 Laps	2:36.876
<b>214</b>	5 Laps	1:28.550	<b>214</b>	5 Laps	2:11.791	<b>214</b>	5 Laps	2:37.790	<b>214</b>	5 Laps	2:33.900	<b>214</b>	5 Laps	2:36.627
<b>252</b>	18 Laps	1:28.112	<b>252</b>	18 Laps	2:11.818	<b>252</b>	18 Laps	2:37.189	<b>252</b>	18 Laps	2:33.689	<b>252</b>	18 Laps	2:36.358
<b>98</b>	3 Laps	1:27.790	<b>98</b>	3 Laps	2:10.736	<b>98</b>	3 Laps	2:37.421	<b>98</b>	3 Laps	2:33.675	<b>98</b>	3 Laps	2:36.060
<b>267</b>	54.319	1:30.383	<b>267</b>	7.170	1:44.857	<b>267</b>	7.321	2:37.358	<b>267</b>	6.376	2:33.941	<b>267</b>	6.880	2:36.160
<b>155</b>	1 Lap	1:30.540	<b>155</b>	1 Lap	1:44.842	<b>155</b>	1 Lap	2:37.273	<b>155</b>	1 Lap	2:33.967	<b>155</b>	1 Lap	2:36.023
<b>195</b>	4 Laps	1:29.561	<b>195</b>	4 Laps	1:39.181	<b>195</b>	4 Laps	2:36.935	<b>195</b>	4 Laps	2:33.722	<b>195</b>	4 Laps	2:36.609
<b>1</b>	1:03.433	1:27.476	<b>1</b>	10.059	1:38.632	<b>1</b>	10.496	2:37.644	<b>1</b>	8.719	2:33.109	<b>1</b>	8.833	2:35.770
<b>110</b>	6 Laps	1:28.470	<b>110</b>	6 Laps	1:38.192	<b>110</b>	6 Laps	2:37.578	<b>110</b>	6 Laps	2:33.229	<b>110</b>	6 Laps	2:36.899
<b>146</b>	3 Laps	1:26.770	<b>146</b>	3 Laps	1:36.708	<b>146</b>	3 Laps	2:37.400	<b>146</b>	3 Laps	2:33.503	<b>146</b>	3 Laps	2:36.625
<b>210</b>	2 Laps	1:30.866	<b>210</b>	2 Laps	1:32.551	<b>210</b>	2 Laps	2:32.377	<b>210</b>	2 Laps	2:33.486	<b>210</b>	2 Laps	2:37.761
<b>246</b>	20 Laps	1:30.991	<b>246</b>	20 Laps	1:32.523	<b>SC</b>	97 Laps	2:34.924	<b>SC</b>	97 Laps	2:36.225 P			
<b>SC</b>	97 Laps	1:32:53.722	<b>SC</b>	97 Laps	2:37.324									

# TCR UK Race Weekend - Donington Park - 9th/10th Sept 2023

## Fun Cup Endurance Championship

### RACE 1 - LAP CHART

LAP 106 @ 15:50:46.675			LAP 107 @ 15:52:11.665			LAP 108 @ 15:53:36.627			LAP 109 @ 15:55:02.876			LAP 110 @ 15:56:28.285		
NO	BEHIND	LAP TIME	NO	BEHIND	LAP TIME	NO	BEHIND	LAP TIME	NO	BEHIND	LAP TIME	NO	BEHIND	LAP TIME
<b>225</b>		1:25.183	<b>225</b>		1:24.990	<b>225</b>		1:24.962	<b>225</b>		1:26.249	<b>225</b>		1:25.409
<b>170</b>	1 Lap	1:24.822	<b>170</b>	1 Lap	1:25.057	<b>170</b>	1 Lap	1:24.984	<b>14</b>	1 Lap	1:25.371	<b>170</b>	1 Lap	1:26.024
<b>14</b>	1 Lap	1:25.285	<b>14</b>	1 Lap	1:25.329	<b>14</b>	1 Lap	1:25.351	<b>104</b>	5 Laps	1:24.619	<b>14</b>	1 Lap	1:25.916
<b>212</b>	5 Laps	1:26.272	<b>103</b>	1 Lap	1:25.162	<b>104</b>	5 Laps	1:25.133	<b>252</b>	18 Laps	1:25.022	<b>104</b>	5 Laps	1:26.436
<b>103</b>	1 Lap	1:25.261	<b>104</b>	5 Laps	1:25.508	<b>103</b>	1 Lap	1:27.107 P	<b>214</b>	5 Laps	1:25.803	<b>252</b>	18 Laps	1:24.542
<b>104</b>	5 Laps	1:24.633	<b>214</b>	5 Laps	1:25.810	<b>252</b>	18 Laps	1:24.806	<b>1</b>	6.660	1:24.462	<b>1</b>	6.453	1:25.202
<b>214</b>	5 Laps	1:25.154	<b>252</b>	18 Laps	1:24.858	<b>214</b>	5 Laps	1:26.064	<b>98</b>	3 Laps	1:26.456	<b>214</b>	5 Laps	1:28.410 P
<b>98</b>	3 Laps	1:25.605	<b>212</b>	5 Laps	1:28.779 P	<b>1</b>	8.447	1:24.621	<b>146</b>	3 Laps	1:25.666	<b>146</b>	3 Laps	1:25.717
<b>252</b>	18 Laps	1:26.414	<b>98</b>	3 Laps	1:26.712	<b>110</b>	6 Laps	1:24.563	<b>110</b>	6 Laps	1:27.573 P	<b>195</b>	5 Laps	1:24.435
<b>155</b>	1 Lap	1:26.383	<b>1</b>	8.788	1:25.016	<b>98</b>	3 Laps	1:27.414	<b>155</b>	1 Lap	1:26.450	<b>98</b>	3 Laps	1:27.773
<b>1</b>	8.762	1:25.112	<b>155</b>	1 Lap	1:26.205	<b>155</b>	1 Lap	1:26.425	<b>195</b>	5 Laps	2:46.788	<b>155</b>	1 Lap	1:29.028 P
<b>267</b>	10.508	1:28.811 P	<b>110</b>	6 Laps	1:24.304	<b>146</b>	3 Laps	1:25.431	<b>210</b>	2 Laps	1:25.821	<b>210</b>	2 Laps	1:26.213
<b>110</b>	6 Laps	1:24.973	<b>146</b>	3 Laps	1:24.747	<b>210</b>	2 Laps	1:27.005	<b>267</b>	50.040	1:25.805	<b>267</b>	50.578	1:25.947
<b>146</b>	3 Laps	1:24.998	<b>210</b>	2 Laps	1:27.261	<b>267</b>	50.484	1:25.982	<b>103</b>	1 Lap	2:14.944	<b>103</b>	1 Lap	1:24.609
<b>195</b>	4 Laps	1:28.435	<b>195</b>	4 Laps	1:30.820 P	<b>212</b>	5 Laps	2:14.890	<b>212</b>	5 Laps	1:25.825	<b>212</b>	5 Laps	1:25.874
<b>210</b>	2 Laps	1:25.792	<b>267</b>	49.464	2:03.946	<b>170</b>	1:25.986	1:25.491				<b>110</b>	6 Laps	2:31.791

# TCR UK Race Weekend - Donington Park - 9th/10th Sept 2023

## Fun Cup Endurance Championship

### RACE 1 - LAP CHART

LAP 111 @ 15:57:53.230			LAP 112 @ 15:59:17.783			LAP 113 @ 16:00:44.650			LAP 114 @ 16:02:48.446			LAP 115 @ 16:04:13.180		
NO	BEHIND	LAP TIME	NO	BEHIND	LAP TIME	NO	BEHIND	LAP TIME	NO	BEHIND	LAP TIME	NO	BEHIND	LAP TIME
<b>225</b>		1:24.945	<b>225</b>		1:24.553	<b>225</b>		1:26.867 P	<b>225</b>		2:03.796	<b>225</b>		1:24.734
<b>170</b>	1 Lap	1:25.066	<b>170</b>	1 Lap	1:24.710	<b>170</b>	1 Lap	1:27.231 P	<b>170</b>	1 Lap	2:05.096	<b>170</b>	1 Lap	1:26.065
<b>14</b>	1 Lap	1:25.548	<b>14</b>	1 Lap	1:25.503	<b>14</b>	1 Lap	1:26.617 P	<b>103</b>	1 Lap	1:24.434	<b>103</b>	1 Lap	1:24.481
<b>252</b>	18 Laps	1:24.661	<b>252</b>	18 Laps	1:25.430	<b>104</b>	5 Laps	1:27.023 P	<b>267</b>	11.453	1:24.612	<b>267</b>	11.177	1:24.458
<b>104</b>	5 Laps	1:25.967	<b>104</b>	5 Laps	1:24.934	<b>110</b>	7 Laps	1:32.467	<b>252</b>	18 Laps	2:16.238	<b>252</b>	18 Laps	1:26.297
<b>1</b>	6.519	1:25.011	<b>1</b>	6.927	1:24.961	<b>252</b>	18 Laps	1:28.717 P	<b>14</b>	1 Lap	2:20.601	<b>212</b>	5 Laps	1:25.282
<b>195</b>	5 Laps	1:23.796	<b>195</b>	5 Laps	1:24.836	<b>1</b>	7.549	1:27.489 P	<b>212</b>	5 Laps	1:26.532	<b>14</b>	1 Lap	1:25.759
<b>146</b>	3 Laps	1:25.822	<b>146</b>	3 Laps	1:27.400 P	<b>195</b>	5 Laps	1:24.487	<b>1</b>	28.707	2:24.954	<b>1</b>	29.418	1:25.445
<b>98</b>	3 Laps	1:26.935	<b>98</b>	3 Laps	1:27.637	<b>98</b>	3 Laps	1:28.684 P	<b>155</b>	1 Lap	1:27.156	<b>155</b>	1 Lap	1:25.584
<b>210</b>	2 Laps	1:25.996	<b>210</b>	2 Laps	1:26.396	<b>210</b>	2 Laps	1:28.156 P	<b>214</b>	5 Laps	1:26.417	<b>214</b>	5 Laps	1:26.267
<b>267</b>	51.207	1:25.574	<b>267</b>	52.008	1:25.354	<b>103</b>	1 Lap	1:24.854	<b>210</b>	2 Laps	2:15.182	<b>210</b>	2 Laps	1:26.460
<b>103</b>	1 Lap	1:24.214	<b>103</b>	1 Lap	1:24.234	<b>267</b>	50.637	1:25.496	<b>146</b>	3 Laps	1:26.148	<b>146</b>	3 Laps	1:25.226
<b>212</b>	5 Laps	1:26.158	<b>212</b>	5 Laps	1:26.187	<b>212</b>	5 Laps	1:25.857	<b>98</b>	3 Laps	2:22.776	<b>98</b>	3 Laps	1:27.909
<b>155</b>	1 Lap	2:13.790	<b>155</b>	1 Lap	1:26.909	<b>155</b>	1 Lap	1:26.723	<b>104</b>	5 Laps	2:45.388	<b>195</b>	4 Laps	1:25.494
<b>214</b>	5 Laps	2:23.065	<b>214</b>	5 Laps	1:26.517	<b>214</b>	5 Laps	1:26.682	<b>195</b>	4 Laps	1:23.765	<b>104</b>	5 Laps	1:36.723
<b>110</b>	6 Laps	1:32.198				<b>146</b>	3 Laps	2:26.765	<b>110</b>	6 Laps	1:29.826	<b>110</b>	6 Laps	1:30.960
						<b>195</b>	4 Laps	1:24.678						
						<b>110</b>	6 Laps	1:30.255						

# TCR UK Race Weekend - Donington Park - 9th/10th Sept 2023

## Fun Cup Endurance Championship

### RACE 1 - LAP CHART

LAP 116 @ 16:05:37.735			LAP 117 @ 16:07:02.322			LAP 118 @ 16:08:26.879			LAP 119 @ 16:09:52.212			LAP 120 @ 16:11:16.996		
NO	BEHIND	LAP TIME	NO	BEHIND	LAP TIME	NO	BEHIND	LAP TIME	NO	BEHIND	LAP TIME	NO	BEHIND	LAP TIME
<b>225</b>		1:24.555	<b>225</b>		1:24.587	<b>225</b>		1:24.557	<b>225</b>		1:25.333	<b>225</b>		1:24.784
<b>170</b>	1 Lap	1:25.714	<b>170</b>	1 Lap	1:25.854	<b>170</b>	1 Lap	1:26.083	<b>110</b>	7 Laps	1:30.615	<b>110</b>	7 Laps	1:28.844
<b>103</b>	1 Lap	1:24.462	<b>103</b>	1 Lap	1:24.622	<b>103</b>	1 Lap	1:24.069	<b>104</b>	6 Laps	1:34.170	<b>103</b>	1 Lap	1:25.355
<b>267</b>	10.999	1:24.377	<b>267</b>	10.947	1:24.535	<b>267</b>	10.628	1:24.238	<b>170</b>	1 Lap	1:25.561	<b>170</b>	1 Lap	1:26.940
<b>252</b>	18 Laps	1:25.947	<b>212</b>	5 Laps	1:26.169	<b>212</b>	5 Laps	1:26.050	<b>103</b>	1 Lap	1:24.274	<b>267</b>	10.170	1:25.163
<b>212</b>	5 Laps	1:25.135	<b>252</b>	18 Laps	1:27.080	<b>252</b>	18 Laps	1:25.712	<b>267</b>	9.791	1:24.496	<b>104</b>	6 Laps	1:33.185
<b>14</b>	1 Lap	1:25.301	<b>14</b>	1 Lap	1:26.604	<b>14</b>	1 Lap	1:25.736	<b>212</b>	5 Laps	1:26.533	<b>212</b>	5 Laps	1:25.884
<b>1</b>	30.097	1:25.234	<b>1</b>	30.977	1:25.467	<b>1</b>	31.893	1:25.473	<b>14</b>	1 Lap	1:26.339	<b>14</b>	1 Lap	1:25.885
<b>155</b>	1 Lap	1:25.542	<b>155</b>	1 Lap	1:25.759	<b>155</b>	1 Lap	1:26.230	<b>252</b>	18 Laps	1:26.871	<b>252</b>	18 Laps	1:25.903
<b>214</b>	5 Laps	1:26.554	<b>214</b>	5 Laps	1:26.927	<b>214</b>	5 Laps	1:27.514	<b>1</b>	31.949	1:25.389	<b>1</b>	32.343	1:25.178
<b>210</b>	2 Laps	1:27.027	<b>146</b>	3 Laps	1:26.067	<b>146</b>	3 Laps	1:24.990	<b>155</b>	1 Lap	1:26.040	<b>155</b>	1 Lap	1:26.339
<b>146</b>	3 Laps	1:25.968	<b>210</b>	2 Laps	1:27.627	<b>210</b>	2 Laps	1:25.775	<b>146</b>	3 Laps	1:25.713	<b>146</b>	3 Laps	1:25.544
<b>98</b>	3 Laps	1:28.157	<b>98</b>	3 Laps	1:28.669	<b>195</b>	4 Laps	1:24.061	<b>214</b>	5 Laps	1:26.731	<b>210</b>	2 Laps	1:26.868
<b>195</b>	4 Laps	1:23.641	<b>195</b>	4 Laps	1:23.776	<b>98</b>	3 Laps	1:28.678	<b>210</b>	2 Laps	1:25.494	<b>214</b>	5 Laps	1:27.850
<b>104</b>	5 Laps	1:34.404	<b>110</b>	6 Laps	1:30.613				<b>195</b>	4 Laps	1:23.603	<b>195</b>	4 Laps	1:25.280
<b>110</b>	6 Laps	1:30.658	<b>104</b>	5 Laps	1:37.074				<b>98</b>	3 Laps	1:27.524	<b>98</b>	3 Laps	1:28.596

# TCR UK Race Weekend - Donington Park - 9th/10th Sept 2023

## Fun Cup Endurance Championship

### RACE 1 - LAP CHART

LAP 121 @ 16:12:41.773			LAP 122 @ 16:14:06.652			LAP 123 @ 16:15:31.346			LAP 124 @ 16:16:55.953			LAP 125 @ 16:18:20.907		
NO	BEHIND	LAP TIME	NO	BEHIND	LAP TIME	NO	BEHIND	LAP TIME	NO	BEHIND	LAP TIME	NO	BEHIND	LAP TIME
<b>225</b>		1:24.777	<b>225</b>		1:24.879	<b>225</b>		1:24.694	<b>225</b>		1:24.607	<b>225</b>		1:24.954
<b>103</b>	1 Lap	1:24.683	<b>103</b>	1 Lap	1:24.560	<b>103</b>	1 Lap	1:25.527	<b>103</b>	1 Lap	1:24.774	<b>103</b>	1 Lap	1:24.410
<b>170</b>	1 Lap	1:25.322	<b>170</b>	1 Lap	1:25.410	<b>267</b>	12.171	1:25.522	<b>267</b>	12.460	1:24.896	<b>267</b>	12.341	1:24.835
<b>267</b>	11.615	1:26.222	<b>267</b>	11.343	1:24.607	<b>170</b>	1 Lap	1:26.161	<b>170</b>	1 Lap	1:24.975	<b>170</b>	1 Lap	1:24.906
<b>110</b>	7 Laps	1:31.542	<b>110</b>	7 Laps	1:31.338	<b>110</b>	7 Laps	1:30.482	<b>110</b>	7 Laps	1:29.490	<b>110</b>	7 Laps	1:29.064
<b>104</b>	6 Laps	1:33.259	<b>104</b>	6 Laps	1:32.403	<b>246</b>	40 Laps	34:07.880	<b>246</b>	40 Laps	1:27.346	<b>212</b>	5 Laps	1:25.500
<b>212</b>	5 Laps	1:26.383	<b>212</b>	5 Laps	1:26.637	<b>212</b>	5 Laps	1:26.632	<b>212</b>	5 Laps	1:25.787	<b>246</b>	40 Laps	1:28.949 P
<b>14</b>	1 Lap	1:29.299	<b>1</b>	34.205	1:25.820	<b>1</b>	35.239	1:25.728	<b>1</b>	36.172	1:25.540	<b>1</b>	36.096	1:24.878
<b>252</b>	18 Laps	1:29.811	<b>14</b>	1 Lap	1:27.132	<b>14</b>	1 Lap	1:25.954	<b>252</b>	18 Laps	1:25.078	<b>252</b>	18 Laps	1:25.427
<b>1</b>	33.264	1:25.698	<b>252</b>	18 Laps	1:27.190	<b>252</b>	18 Laps	1:26.207	<b>14</b>	1 Lap	1:26.283	<b>14</b>	1 Lap	1:27.279 P
<b>155</b>	1 Lap	1:26.392	<b>155</b>	1 Lap	1:26.848	<b>104</b>	6 Laps	1:34.499	<b>155</b>	1 Lap	1:26.363	<b>155</b>	1 Lap	1:26.256
<b>146</b>	3 Laps	1:25.386	<b>146</b>	3 Laps	1:26.027	<b>155</b>	1 Lap	1:26.291	<b>146</b>	3 Laps	1:26.044	<b>146</b>	3 Laps	1:24.964
<b>210</b>	2 Laps	1:26.854	<b>210</b>	2 Laps	1:27.258	<b>146</b>	3 Laps	1:25.604	<b>104</b>	6 Laps	1:31.782	<b>195</b>	4 Laps	1:23.518
<b>214</b>	5 Laps	1:26.919	<b>195</b>	4 Laps	1:23.752	<b>195</b>	4 Laps	1:23.619	<b>195</b>	4 Laps	1:24.326	<b>104</b>	6 Laps	1:32.372
<b>195</b>	4 Laps	1:24.070	<b>214</b>	5 Laps	1:27.804	<b>210</b>	2 Laps	1:26.876	<b>210</b>	2 Laps	1:25.727	<b>210</b>	2 Laps	1:26.990
<b>98</b>	3 Laps	1:28.538	<b>98</b>	3 Laps	1:28.464	<b>214</b>	5 Laps	1:26.552	<b>214</b>	5 Laps	1:26.238	<b>214</b>	5 Laps	1:26.094
						<b>98</b>	3 Laps	1:28.793	<b>98</b>	3 Laps	1:28.789	<b>98</b>	3 Laps	1:28.026



# TCR UK Race Weekend - Donington Park - 9th/10th Sept 2023

## Fun Cup Endurance Championship

### RACE 1 - LAP CHART

LAP 126 @ 16:19:45.460			LAP 127 @ 16:21:09.574			LAP 128 @ 16:22:34.045			LAP 129 @ 16:23:58.544			LAP 130 @ 16:25:22.929		
NO	BEHIND	LAP TIME	NO	BEHIND	LAP TIME	NO	BEHIND	LAP TIME	NO	BEHIND	LAP TIME	NO	BEHIND	LAP TIME
<b>225</b>		1:24.553	<b>225</b>		1:24.114	<b>225</b>		1:24.471	<b>225</b>		1:24.499	<b>225</b>		1:24.385
<b>103</b>	1 Lap	1:24.232	<b>103</b>	1 Lap	1:24.341	<b>98</b>	4 Laps	1:28.524	<b>98</b>	4 Laps	1:27.641	<b>104</b>	7 Laps	1:31.555
<b>267</b>	12.605	1:24.817	<b>267</b>	13.411	1:24.920	<b>103</b>	1 Lap	1:24.639	<b>103</b>	1 Lap	1:24.672	<b>98</b>	4 Laps	1:28.171
<b>170</b>	1 Lap	1:24.996	<b>170</b>	1 Lap	1:25.241	<b>267</b>	13.775	1:24.835	<b>267</b>	14.637	1:25.361	<b>103</b>	1 Lap	1:24.116
<b>212</b>	5 Laps	1:25.976	<b>212</b>	5 Laps	1:26.277	<b>170</b>	1 Lap	1:24.638	<b>170</b>	1 Lap	1:24.808	<b>267</b>	15.458	1:25.206
<b>1</b>	37.306	1:25.763	<b>1</b>	38.351	1:25.159	<b>1</b>	39.865	1:25.985	<b>1</b>	41.037	1:25.671	<b>170</b>	1 Lap	1:25.459
<b>110</b>	7 Laps	1:30.572	<b>252</b>	18 Laps	1:24.929	<b>212</b>	5 Laps	1:26.475	<b>252</b>	18 Laps	1:25.893	<b>1</b>	42.324	1:25.672
<b>252</b>	18 Laps	1:25.812	<b>110</b>	7 Laps	1:29.629	<b>252</b>	18 Laps	1:25.096	<b>212</b>	5 Laps	1:26.557	<b>252</b>	18 Laps	1:25.159
<b>146</b>	3 Laps	1:25.508	<b>146</b>	3 Laps	1:25.403	<b>195</b>	4 Laps	1:23.660	<b>195</b>	4 Laps	1:23.830	<b>212</b>	5 Laps	1:25.542
<b>195</b>	4 Laps	1:25.624	<b>195</b>	4 Laps	1:25.087	<b>110</b>	7 Laps	1:28.625	<b>146</b>	3 Laps	1:25.822	<b>195</b>	4 Laps	1:23.155
<b>155</b>	1 Lap	1:27.768	<b>155</b>	1 Lap	1:25.988	<b>146</b>	3 Laps	1:25.040	<b>110</b>	7 Laps	1:27.721	<b>146</b>	3 Laps	1:25.250
<b>14</b>	1 Lap	1:38.373	<b>14</b>	1 Lap	1:26.257	<b>155</b>	1 Lap	1:25.545	<b>155</b>	1 Lap	1:25.849	<b>155</b>	1 Lap	1:26.427
<b>210</b>	2 Laps	1:26.439	<b>210</b>	2 Laps	1:26.006	<b>14</b>	1 Lap	1:26.382	<b>14</b>	1 Lap	1:26.144	<b>110</b>	7 Laps	1:27.665
<b>214</b>	5 Laps	1:26.565	<b>214</b>	5 Laps	1:26.333	<b>210</b>	2 Laps	1:26.601	<b>210</b>	2 Laps	1:26.157	<b>14</b>	1 Lap	1:26.260
<b>104</b>	6 Laps	1:34.340	<b>104</b>	6 Laps	1:31.751	<b>214</b>	5 Laps	1:26.216	<b>214</b>	5 Laps	1:26.543	<b>210</b>	2 Laps	1:26.582
<b>98</b>	3 Laps	1:28.640				<b>104</b>	6 Laps	1:32.725				<b>214</b>	5 Laps	1:26.177

# TCR UK Race Weekend - Donington Park - 9th/10th Sept 2023

## Fun Cup Endurance Championship

### RACE 1 - LAP CHART

LAP 131 @ 16:26:47.616			LAP 132 @ 16:28:11.900			LAP 133 @ 16:29:36.160			LAP 134 @ 16:31:00.619			LAP 135 @ 16:32:24.715		
NO	BEHIND	LAP TIME	NO	BEHIND	LAP TIME	NO	BEHIND	LAP TIME	NO	BEHIND	LAP TIME	NO	BEHIND	LAP TIME
<b>225</b>		1:24.687	<b>225</b>		1:24.284	<b>225</b>		1:24.260	<b>225</b>		1:24.459	<b>225</b>		1:24.096
<b>103</b>	1 Lap	1:24.888	<b>103</b>	1 Lap	1:24.775	<b>103</b>	1 Lap	1:24.643	<b>103</b>	1 Lap	1:24.842	<b>103</b>	1 Lap	1:24.816
<b>104</b>	7 Laps	1:32.733	<b>98</b>	4 Laps	1:29.082	<b>267</b>	18.522	1:25.651	<b>170</b>	1 Lap	1:25.278	<b>170</b>	1 Lap	1:27.138 <b>P</b>
<b>98</b>	4 Laps	1:27.394	<b>267</b>	17.131	1:25.496	<b>170</b>	1 Lap	1:26.042	<b>267</b>	20.470	1:26.407 <b>P</b>	<b>195</b>	4 Laps	1:23.622
<b>267</b>	15.919	1:25.148	<b>170</b>	1 Lap	1:25.507	<b>98</b>	4 Laps	1:28.624	<b>98</b>	4 Laps	1:29.555 <b>P</b>	<b>267</b>	45.193	1:48.819
<b>170</b>	1 Lap	1:25.101	<b>104</b>	7 Laps	1:31.999	<b>104</b>	7 Laps	1:30.546	<b>104</b>	7 Laps	1:34.056 <b>P</b>	<b>252</b>	18 Laps	1:25.719
<b>252</b>	18 Laps	1:26.823	<b>195</b>	4 Laps	1:24.054	<b>195</b>	4 Laps	1:23.858	<b>195</b>	4 Laps	1:23.489	<b>212</b>	5 Laps	1:25.497
<b>1</b>	45.007	1:27.370	<b>252</b>	18 Laps	1:25.814	<b>252</b>	18 Laps	1:25.393	<b>252</b>	18 Laps	1:26.538	<b>146</b>	3 Laps	1:25.690
<b>195</b>	4 Laps	1:24.019	<b>1</b>	46.919	1:26.196	<b>1</b>	47.752	1:25.093	<b>212</b>	5 Laps	1:26.491	<b>98</b>	4 Laps	2:08.211
<b>212</b>	5 Laps	1:26.653	<b>212</b>	5 Laps	1:26.420	<b>212</b>	5 Laps	1:25.346	<b>1</b>	51.722	1:28.429 <b>P</b>	<b>110</b>	8 Laps	2:48.829
<b>146</b>	3 Laps	1:25.444	<b>146</b>	3 Laps	1:25.389	<b>146</b>	3 Laps	1:24.957	<b>146</b>	3 Laps	1:25.510	<b>155</b>	1 Lap	1:35.413 <b>P</b>
<b>155</b>	1 Lap	1:26.347	<b>155</b>	1 Lap	1:26.505	<b>155</b>	1 Lap	1:26.437	<b>155</b>	1 Lap	1:26.683	<b>210</b>	2 Laps	1:26.351
<b>110</b>	7 Laps	1:27.667	<b>110</b>	7 Laps	1:29.572	<b>14</b>	1 Lap	1:27.203	<b>14</b>	1 Lap	1:28.125 <b>P</b>	<b>214</b>	5 Laps	1:26.868
<b>14</b>	1 Lap	1:25.978	<b>14</b>	1 Lap	1:25.616	<b>210</b>	2 Laps	1:26.019	<b>210</b>	2 Laps	1:27.151			
<b>210</b>	2 Laps	1:28.594	<b>210</b>	2 Laps	1:27.023	<b>110</b>	7 Laps	1:34.132 <b>P</b>	<b>214</b>	5 Laps	1:26.750			
<b>214</b>	5 Laps	1:28.585	<b>214</b>	5 Laps	1:27.118	<b>214</b>	5 Laps	1:26.414						

# TCR UK Race Weekend - Donington Park - 9th/10th Sept 2023

## Fun Cup Endurance Championship

### RACE 1 - LAP CHART

LAP 136 @ 16:33:49.175			LAP 137 @ 16:35:13.177			LAP 138 @ 16:36:37.024			LAP 139 @ 16:38:01.113			LAP 140 @ 16:39:27.835		
NO	BEHIND	LAP TIME	NO	BEHIND	LAP TIME	NO	BEHIND	LAP TIME	NO	BEHIND	LAP TIME	NO	BEHIND	LAP TIME
<b>225</b>		1:24.460	<b>225</b>		1:24.002	<b>225</b>		1:23.847	<b>225</b>		1:24.089	<b>225</b>		1:26.722 <b>P</b>
<b>1</b>	1 Lap	2:00.847	<b>1</b>	1 Lap	1:26.132	<b>1</b>	1 Lap	1:25.567	<b>210</b>	3 Laps	1:26.843	<b>1</b>	1 Lap	1:25.973
<b>103</b>	1 Lap	1:24.714	<b>103</b>	1 Lap	1:24.536	<b>103</b>	1 Lap	1:24.576	<b>1</b>	1 Lap	1:25.669	<b>146</b>	4 Laps	2:00.065
<b>104</b>	8 Laps	2:31.646	<b>104</b>	8 Laps	1:25.952	<b>212</b>	6 Laps	2:07.646	<b>103</b>	1 Lap	1:24.141	<b>103</b>	1 Lap	1:23.549
<b>14</b>	2 Laps	1:56.515	<b>14</b>	2 Laps	1:25.803	<b>104</b>	8 Laps	1:25.977	<b>212</b>	6 Laps	1:25.691	<b>212</b>	6 Laps	1:26.525
<b>195</b>	4 Laps	1:23.558	<b>195</b>	4 Laps	1:23.672	<b>14</b>	2 Laps	1:25.669	<b>104</b>	8 Laps	1:25.822	<b>14</b>	2 Laps	1:26.148
<b>267</b>	44.851	1:24.118	<b>267</b>	44.850	1:24.001	<b>214</b>	6 Laps	2:01.910	<b>14</b>	2 Laps	1:25.592	<b>104</b>	8 Laps	1:26.894
<b>252</b>	18 Laps	1:25.645	<b>252</b>	18 Laps	1:26.728	<b>195</b>	4 Laps	1:23.437	<b>155</b>	4 Laps	4:54.236	<b>155</b>	4 Laps	1:25.379
<b>212</b>	5 Laps	1:27.640 <b>P</b>	<b>146</b>	3 Laps	1:25.306	<b>267</b>	44.893	1:23.890	<b>214</b>	6 Laps	1:26.223	<b>214</b>	6 Laps	1:26.824
<b>146</b>	3 Laps	1:25.266	<b>170</b>	1 Lap	1:25.416	<b>252</b>	18 Laps	1:26.404	<b>195</b>	4 Laps	1:23.118	<b>195</b>	4 Laps	1:25.909 <b>P</b>
<b>170</b>	1 Lap	2:01.425	<b>110</b>	8 Laps	1:26.459	<b>146</b>	3 Laps	1:26.097 <b>P</b>	<b>267</b>	44.710	1:23.906	<b>267</b>	41.936	1:23.948
<b>98</b>	4 Laps	1:28.176	<b>98</b>	4 Laps	1:28.654	<b>170</b>	1 Lap	1:25.104	<b>252</b>	18 Laps	1:26.009	<b>252</b>	18 Laps	1:27.928 <b>P</b>
<b>110</b>	8 Laps	1:26.630	<b>210</b>	2 Laps	1:26.496	<b>110</b>	8 Laps	1:27.195	<b>170</b>	1 Lap	1:25.435	<b>170</b>	1 Lap	1:25.392
<b>210</b>	2 Laps	1:26.209				<b>98</b>	4 Laps	1:27.178	<b>110</b>	8 Laps	1:28.089	<b>98</b>	4 Laps	1:28.907
<b>214</b>	5 Laps	1:27.933 <b>P</b>							<b>98</b>	4 Laps	1:27.931	<b>110</b>	8 Laps	1:29.265
									<b>210</b>	2 Laps	1:25.613	<b>210</b>	2 Laps	1:28.916 <b>P</b>
												<b>1</b>	1:35.057	1:26.363
												<b>103</b>	1:36.600	1:26.499 <b>P</b>
												<b>146</b>	3 Laps	1:26.825
												<b>212</b>	5 Laps	1:26.053
												<b>14</b>	1 Lap	1:26.148
												<b>104</b>	7 Laps	1:26.035

# TCR UK Race Weekend - Donington Park - 9th/10th Sept 2023

## Fun Cup Endurance Championship

### RACE 1 - LAP CHART

LAP 141 @ 16:41:21.359			LAP 142 @ 16:42:45.321			LAP 143 @ 16:44:09.033			LAP 144 @ 16:45:34.156			LAP 145 @ 16:46:59.858		
NO	BEHIND	LAP TIME	NO	BEHIND	LAP TIME	NO	BEHIND	LAP TIME	NO	BEHIND	LAP TIME	NO	BEHIND	LAP TIME
<b>225</b>		1:53.524	<b>225</b>		1:23.962	<b>225</b>		1:23.712	<b>225</b>		1:25.123	<b>225</b>		1:25.702
<b>155</b>	4 Laps	1:25.102	<b>155</b>	4 Laps	1:25.067	<b>155</b>	4 Laps	1:24.982	<b>104</b>	8 Laps	1:26.222	<b>104</b>	8 Laps	1:27.130
<b>214</b>	6 Laps	1:26.576	<b>267</b>	12.620	1:24.355	<b>267</b>	12.541	1:23.633	<b>14</b>	2 Laps	1:26.305	<b>14</b>	2 Laps	1:27.682
<b>267</b>	12.227	1:23.815	<b>214</b>	6 Laps	1:26.205	<b>214</b>	6 Laps	1:26.135	<b>155</b>	4 Laps	1:25.592	<b>155</b>	4 Laps	1:26.315
<b>170</b>	1 Lap	1:25.943	<b>252</b>	19 Laps	2:37.097	<b>252</b>	19 Laps	1:25.096	<b>267</b>	12.326	1:24.908	<b>267</b>	12.150	1:25.526
<b>110</b>	8 Laps	1:26.219	<b>103</b>	1 Lap	2:06.885	<b>103</b>	1 Lap	1:24.949	<b>214</b>	6 Laps	1:26.465	<b>214</b>	6 Laps	1:27.690
<b>98</b>	4 Laps	1:26.901	<b>210</b>	3 Laps	2:19.569	<b>210</b>	3 Laps	1:30.044	<b>252</b>	19 Laps	1:25.702	<b>252</b>	19 Laps	1:26.349
<b>1</b>	1:07.660	1:26.127	<b>170</b>	1 Lap	1:25.365	<b>170</b>	1 Lap	1:25.016	<b>103</b>	1 Lap	1:24.978	<b>103</b>	1 Lap	1:24.863
<b>195</b>	4 Laps	2:22.084	<b>110</b>	8 Laps	1:25.944	<b>110</b>	8 Laps	1:26.179	<b>170</b>	1 Lap	1:25.819	<b>170</b>	1 Lap	1:26.262
<b>146</b>	3 Laps	1:25.510	<b>98</b>	4 Laps	1:26.177	<b>98</b>	4 Laps	1:26.629	<b>210</b>	3 Laps	1:29.686	<b>251</b>	51 Laps	1:28.439
<b>212</b>	5 Laps	1:25.971	<b>1</b>	1:09.559	1:25.861	<b>195</b>	4 Laps	1:24.342	<b>251</b>	51 Laps	1:09:04.804	<b>210</b>	3 Laps	1:30.348
<b>104</b>	7 Laps	1:25.563	<b>195</b>	4 Laps	1:25.595	<b>1</b>	1:11.197	1:25.350	<b>110</b>	8 Laps	1:26.915	<b>110</b>	8 Laps	1:26.441
<b>14</b>	1 Lap	1:26.142	<b>146</b>	3 Laps	1:25.892	<b>146</b>	3 Laps	1:31.309	<b>98</b>	4 Laps	1:26.383	<b>195</b>	4 Laps	1:25.907
			<b>212</b>	5 Laps	1:25.816	<b>212</b>	5 Laps	1:26.863	<b>195</b>	4 Laps	1:24.175	<b>98</b>	4 Laps	1:28.698
			<b>104</b>	7 Laps	1:25.664				<b>1</b>	1:10.921	1:24.847	<b>1</b>	1:11.560	1:26.341
			<b>14</b>	1 Lap	1:25.654				<b>212</b>	5 Laps	1:26.088	<b>212</b>	5 Laps	1:26.764

# TCR UK Race Weekend - Donington Park - 9th/10th Sept 2023

## Fun Cup Endurance Championship

### RACE 1 - LAP CHART

LAP 146 @ 16:48:24.553			LAP 147 @ 16:49:48.836			LAP 148 @ 16:51:13.252			LAP 149 @ 16:52:37.980			LAP 150 @ 16:54:02.443		
NO	BEHIND	LAP TIME	NO	BEHIND	LAP TIME	NO	BEHIND	LAP TIME	NO	BEHIND	LAP TIME	NO	BEHIND	LAP TIME
<b>225</b>		1:24.695	<b>225</b>		1:24.283	<b>225</b>		1:24.416	<b>225</b>		1:24.728	<b>225</b>		1:24.463
<b>104</b>	8 Laps	1:25.658	<b>104</b>	8 Laps	1:25.547	<b>212</b>	6 Laps	1:25.923	<b>212</b>	6 Laps	1:25.286	<b>212</b>	6 Laps	1:26.061
<b>14</b>	2 Laps	1:25.325	<b>14</b>	2 Laps	1:25.281	<b>14</b>	2 Laps	1:25.838	<b>14</b>	2 Laps	1:25.933	<b>267</b>	8.618	1:24.514
<b>155</b>	4 Laps	1:25.502	<b>155</b>	4 Laps	1:25.502	<b>104</b>	8 Laps	1:26.717	<b>104</b>	8 Laps	1:25.726	<b>14</b>	2 Laps	1:27.174
<b>267</b>	11.632	1:24.177	<b>267</b>	11.154	1:23.805	<b>155</b>	4 Laps	1:25.171	<b>267</b>	8.567	1:22.983	<b>155</b>	4 Laps	1:25.870
<b>214</b>	6 Laps	1:27.605	<b>252</b>	19 Laps	1:25.676	<b>267</b>	10.312	1:23.574	<b>155</b>	4 Laps	1:26.310	<b>104</b>	8 Laps	1:28.306
<b>252</b>	19 Laps	1:24.894	<b>214</b>	6 Laps	1:27.289	<b>252</b>	19 Laps	1:25.595	<b>252</b>	19 Laps	1:25.426	<b>103</b>	1 Lap	1:24.445
<b>103</b>	1 Lap	1:24.702	<b>103</b>	1 Lap	1:25.472	<b>214</b>	6 Laps	1:25.703	<b>103</b>	1 Lap	1:24.209	<b>252</b>	19 Laps	1:25.749
<b>170</b>	1 Lap	1:25.873	<b>170</b>	1 Lap	1:25.753	<b>103</b>	1 Lap	1:24.628	<b>214</b>	6 Laps	1:25.901	<b>214</b>	6 Laps	1:25.564
<b>251</b>	51 Laps	1:27.617	<b>251</b>	51 Laps	1:26.332	<b>170</b>	1 Lap	1:25.679	<b>170</b>	1 Lap	1:25.217	<b>170</b>	1 Lap	1:25.483
<b>210</b>	3 Laps	1:30.105	<b>210</b>	3 Laps	1:29.096	<b>251</b>	51 Laps	1:27.530	<b>251</b>	51 Laps	1:30.291 P	<b>210</b>	3 Laps	1:29.608
<b>110</b>	8 Laps	1:26.168	<b>195</b>	4 Laps	1:24.307	<b>210</b>	3 Laps	1:28.547	<b>210</b>	3 Laps	1:28.862	<b>110</b>	8 Laps	1:26.929
<b>195</b>	4 Laps	1:24.530	<b>110</b>	8 Laps	1:27.707	<b>1</b>	1:14.470	1:25.572	<b>1</b>	1:15.612	1:25.870	<b>1</b>	1:18.645	1:27.496
<b>1</b>	1:12.267	1:25.402	<b>1</b>	1:13.314	1:25.330	<b>110</b>	8 Laps	1:26.633	<b>110</b>	8 Laps	1:25.955			
<b>98</b>	4 Laps	1:26.803	<b>98</b>	4 Laps	1:26.619	<b>195</b>	4 Laps	1:31.353 P	<b>98</b>	4 Laps	1:29.820 P			
<b>212</b>	5 Laps	1:25.876				<b>98</b>	4 Laps	1:27.538						

# TCR UK Race Weekend - Donington Park - 9th/10th Sept 2023

## Fun Cup Endurance Championship

### RACE 1 - LAP CHART

LAP 151 @ 16:55:26.884			LAP 152 @ 16:56:51.293			LAP 153 @ 16:58:15.839			LAP 154 @ 16:59:40.453			LAP 155 @ 17:01:05.560		
NO	BEHIND	LAP TIME	NO	BEHIND	LAP TIME	NO	BEHIND	LAP TIME	NO	BEHIND	LAP TIME	NO	BEHIND	LAP TIME
<b>225</b>		1:24.441	<b>225</b>		1:24.409	<b>225</b>		1:24.546	<b>225</b>		1:24.614	<b>225</b>		1:25.107
<b>212</b>	6 Laps	1:25.578	<b>212</b>	6 Laps	1:25.248	<b>212</b>	6 Laps	1:25.521	<b>1</b>	1 Lap	1:25.922	<b>1</b>	1 Lap	1:25.241
<b>267</b>	8.360	1:24.183	<b>267</b>	7.995	1:24.044	<b>267</b>	6.986	1:23.537	<b>110</b>	9 Laps	1:27.201	<b>210</b>	4 Laps	1:29.571
<b>251</b>	52 Laps	1:59.699	<b>14</b>	2 Laps	1:25.284	<b>14</b>	2 Laps	1:25.473	<b>267</b>	5.722	1:23.350	<b>110</b>	9 Laps	1:27.091
<b>14</b>	2 Laps	1:25.155	<b>104</b>	8 Laps	1:25.183	<b>251</b>	52 Laps	1:25.690	<b>212</b>	6 Laps	1:25.461	<b>267</b>	4.299	1:23.684
<b>155</b>	4 Laps	1:25.153	<b>251</b>	52 Laps	1:27.773	<b>155</b>	4 Laps	1:25.512	<b>14</b>	2 Laps	1:26.082	<b>212</b>	6 Laps	1:24.667
<b>104</b>	8 Laps	1:25.273	<b>155</b>	4 Laps	1:26.372	<b>104</b>	8 Laps	1:27.095 P	<b>251</b>	52 Laps	1:26.089	<b>14</b>	2 Laps	1:26.118
<b>98</b>	5 Laps	1:43.360	<b>98</b>	5 Laps	1:27.379	<b>98</b>	5 Laps	1:27.583	<b>155</b>	4 Laps	1:25.925	<b>155</b>	4 Laps	1:24.818
<b>103</b>	1 Lap	1:24.825	<b>103</b>	1 Lap	1:24.732	<b>103</b>	1 Lap	1:24.316	<b>98</b>	5 Laps	1:27.639	<b>251</b>	52 Laps	1:25.655
<b>252</b>	19 Laps	1:24.555	<b>252</b>	19 Laps	1:24.911	<b>252</b>	19 Laps	1:24.151	<b>103</b>	1 Lap	1:23.998	<b>103</b>	1 Lap	1:24.649
<b>214</b>	6 Laps	1:25.151	<b>214</b>	6 Laps	1:25.555	<b>214</b>	6 Laps	1:25.444	<b>252</b>	19 Laps	1:24.664	<b>252</b>	19 Laps	1:25.318
<b>170</b>	1 Lap	1:25.355	<b>170</b>	1 Lap	1:25.338	<b>170</b>	1 Lap	1:25.402	<b>214</b>	6 Laps	1:25.759	<b>98</b>	5 Laps	1:27.418
<b>210</b>	3 Laps	1:28.746	<b>210</b>	3 Laps	1:28.648	<b>210</b>	3 Laps	1:28.496	<b>104</b>	8 Laps	1:49.729	<b>214</b>	6 Laps	1:26.188
<b>1</b>	1:21.140	1:26.936	<b>110</b>	8 Laps	1:27.184				<b>170</b>	1 Lap	1:25.641	<b>104</b>	8 Laps	1:29.829
<b>110</b>	8 Laps	1:27.263	<b>1</b>	1:24.286	1:27.555							<b>170</b>	1 Lap	1:25.349

# TCR UK Race Weekend - Donington Park - 9th/10th Sept 2023

## Fun Cup Endurance Championship

### RACE 1 - LAP CHART

LAP 156 @ 17:02:30.273			LAP 157 @ 17:03:54.840			LAP 158 @ 17:05:19.740			LAP 159 @ 17:06:44.840			LAP 160 @ 17:08:10.419		
NO	BEHIND	LAP TIME	NO	BEHIND	LAP TIME	NO	BEHIND	LAP TIME	NO	BEHIND	LAP TIME	NO	BEHIND	LAP TIME
<b>225</b>		1:24.713	<b>225</b>		1:24.567	<b>225</b>		1:24.900	<b>225</b>		1:25.100	<b>267</b>		1:25.210
<b>1</b>	1 Lap	1:25.178	<b>267</b>	2.017	1:23.238	<b>267</b>	0.752	1:23.635	<b>267</b>	0.369	1:24.717	<b>225</b>	0.264	1:25.843
<b>267</b>	3.346	1:23.760	<b>1</b>	1 Lap	1:25.268	<b>1</b>	1 Lap	1:24.946	<b>1</b>	1 Lap	1:25.223	<b>1</b>	1 Lap	1:25.471
<b>110</b>	9 Laps	1:26.186	<b>110</b>	9 Laps	1:26.409	<b>212</b>	6 Laps	1:26.343	<b>212</b>	6 Laps	1:26.276	<b>212</b>	6 Laps	1:25.784
<b>210</b>	4 Laps	1:28.902	<b>212</b>	6 Laps	1:26.061	<b>110</b>	9 Laps	1:27.748	<b>110</b>	9 Laps	1:26.421	<b>110</b>	9 Laps	1:26.494
<b>212</b>	6 Laps	1:25.442	<b>210</b>	4 Laps	1:27.651	<b>210</b>	4 Laps	1:28.537	<b>210</b>	4 Laps	1:27.764	<b>210</b>	4 Laps	1:30.085
<b>14</b>	2 Laps	1:26.285	<b>251</b>	52 Laps	1:28.359	<b>251</b>	52 Laps	1:26.670	<b>251</b>	52 Laps	1:26.491	<b>103</b>	1 Lap	1:25.906
<b>155</b>	4 Laps	1:25.952	<b>155</b>	4 Laps	1:31.841	<b>155</b>	4 Laps	1:26.494	<b>103</b>	1 Lap	1:24.002	<b>251</b>	52 Laps	1:27.751
<b>251</b>	52 Laps	1:25.491	<b>103</b>	1 Lap	1:24.789	<b>103</b>	1 Lap	1:24.143	<b>155</b>	4 Laps	1:24.921	<b>155</b>	4 Laps	1:26.649
<b>103</b>	1 Lap	1:24.785	<b>252</b>	19 Laps	1:24.246	<b>252</b>	19 Laps	1:24.334	<b>252</b>	19 Laps	1:24.107	<b>252</b>	19 Laps	1:26.030
<b>252</b>	19 Laps	1:24.432	<b>98</b>	5 Laps	1:27.516	<b>98</b>	5 Laps	1:27.820	<b>98</b>	5 Laps	1:28.074	<b>214</b>	6 Laps	1:26.228
<b>98</b>	5 Laps	1:27.361	<b>214</b>	6 Laps	1:26.843	<b>214</b>	6 Laps	1:26.517	<b>214</b>	6 Laps	1:27.329	<b>98</b>	5 Laps	1:26.926
<b>214</b>	6 Laps	1:25.841	<b>170</b>	1 Lap	1:25.888	<b>170</b>	1 Lap	1:25.860	<b>170</b>	1 Lap	1:25.641	<b>170</b>	1 Lap	1:25.756
<b>104</b>	8 Laps	1:28.487	<b>104</b>	8 Laps	1:27.564	<b>104</b>	8 Laps	1:26.839	<b>104</b>	8 Laps	1:27.263	<b>104</b>	8 Laps	1:27.205
<b>170</b>	1 Lap	1:25.260												

# TCR UK Race Weekend - Donington Park - 9th/10th Sept 2023

## Fun Cup Endurance Championship

### RACE 1 - LAP CHART

LAP 161 @ 17:09:35.044			LAP 162 @ 17:10:59.782		
NO	BEHIND	LAP TIME	NO	BEHIND	LAP TIME
<b>267</b>		1:24.625	<b>267</b>		1:24.738
<b>1</b>	1 Lap	1:25.239	<b>1</b>	1 Lap	1:25.872
<b>225</b>	4.773	1:29.134	<b>225</b>	11.922	1:31.887
<b>212</b>	6 Laps	1:25.564	<b>212</b>	6 Laps	1:26.212
<b>110</b>	9 Laps	1:26.414	<b>110</b>	9 Laps	1:27.646
<b>210</b>	4 Laps	1:28.884	<b>103</b>	1 Lap	1:25.819
<b>103</b>	1 Lap	1:24.765	<b>155</b>	4 Laps	1:25.937
<b>251</b>	52 Laps	1:25.408	<b>251</b>	52 Laps	1:27.080
<b>155</b>	4 Laps	1:25.425	<b>252</b>	19 Laps	1:26.561
<b>252</b>	19 Laps	1:25.719	<b>210</b>	4 Laps	1:30.414
<b>214</b>	6 Laps	1:26.363	<b>214</b>	6 Laps	1:25.907
<b>98</b>	5 Laps	1:26.257	<b>98</b>	5 Laps	1:25.822
<b>170</b>	1 Lap	1:26.141	<b>170</b>	1 Lap	1:25.907
<b>104</b>	8 Laps	1:27.266	<b>104</b>	8 Laps	1:28.505



# TCR UK Race Weekend - Donington Park - 9th/10th Sept 2023

## Fun Cup Endurance Championship

### RACE 1 - POSITION CHART

No	Name	Lap Pos																																			
			1	2	3	4	5	6	7	8	9	10	11	12	13	14	15	16	17	18	19	20	21	22	23	24	25	26	27	28	29	30	31	32			
267	Team Olympian	1	195	195	195	195	195	195	195	195	195	195	225	225	195	195	195	195	195	225	225	225	225	225	225	225	195	195	195	195	195	195	195	195	195	195	195
195	JPR For Hire	2	1	1	225	225	225	225	225	225	225	225	195	195	225	225	225	225	195	195	195	195	195	195	195	195	225	225	225	225	225	225	225	225	225	225	225
1	GCI Racing	3	267	225	1	110	110	110	110	110	103	103	103	103	103	103	103	103	103	103	103	103	103	103	103	103	103	103	103	103	103	103	103	103	103	103	103
155	Team Ratters Racing	4	14	110	110	1	1	1	1	1	1	110	110	1	1	1	110	110	110	110	249	249	249	249	249	249	249	249	249	249	249	249	249	249	249	249	249
14	Team Greenheath	5	225	267	14	14	14	14	14	14	103	103	1	1	110	110	110	1	1	1	249	110	110	110	110	110	110	146	110	110	146	146	146	146	146	146	
104	EDF Motorsports	6	110	14	155	155	155	103	103	103	14	14	14	14	14	14	14	14	14	146	146	1	1	146	146	146	146	146	110	146	146	110	170	14	267	267	
252	Team Racelogic	7	155	155	267	267	103	155	155	155	146	146	146	146	146	146	146	146	146	14	249	146	146	1	1	1	170	170	170	170	170	170	170	14	267	1	
212	EDF Motorsports - Auto	8	212	212	146	146	267	146	146	146	267	267	267	97	97	97	97	249	249	14	14	14	14	14	170	170	97	97	97	97	97	97	14	97	1	146	
110	Signature Motorhomes	9	146	146	212	103	146	267	267	267	155	155	97	267	267	267	249	97	97	97	97	97	97	170	14	14	14	14	14	14	14	14	97	251	210	170	
225	Uvio	10	249	249	103	97	97	97	97	97	97	155	249	249	249	267	170	170	170	170	170	97	97	97	97	267	267	267	267	1	1	246	170	251	251		
246	Vapeclub with EDF Mot	11	103	103	97	212	212	98	98	98	98	249	155	155	155	170	267	267	267	267	267	267	267	267	267	1	1	1	1	267	251	267	146	155	155		
146	Team PLR Racing	12	97	97	246	98	98	249	249	249	98	170	170	170	155	155	155	155	155	155	155	155	155	155	155	155	251	251	251	251	246	1	155	212	212		
214	Team Seed Data	13	246	246	98	246	249	212	212	212	212	170	98	212	212	212	212	212	212	251	251	251	251	251	251	251	246	246	246	246	212	210	212	210	210	210	
249	MJ Tec	14	98	98	249	249	170	170	170	170	212	212	98	98	98	98	251	251	246	246	246	246	246	246	246	155	155	155	155	212	267	110	98	98	98		
251	Team easy2reach	15	251	251	251	170	251	251	251	251	251	251	251	251	251	251	251	251	98	98	98	212	212	212	212	212	212	212	212	212	210	210	155	246	246	246	
103	AxiaMetrics / GRD Raci	16	210	170	170	251	246	246	246	246	246	246	246	246	246	246	246	246	246	212	210	210	210	210	210	98	98	98	98	98	155	212	110	110	110	110	
98	Team 3 Motorsport	17	170	210	210	210	252	210	210	210	252	252	252	252	252	252	252	252	252	252	210	98	98	98	98	98	210	210	210	155	98	98	104	104	104	104	
97	GT Radial	18	104	214	214	252	210	252	252	252	210	210	210	210	210	210	210	210	210	104	104	104	104	104	104	252	252	252	252	104	104	104	104	214	214	214	
210	Team Fuelled Up Racin	19	252	252	252	104	104	104	104	104	104	104	104	104	104	104	104	104	104	252	252	252	252	104	104	104	104	104	104	104	104	214	214	214	214	252	252
170	Team Viking & Ursus C	20	214	104	104	214	214	214	214	214	214	214	214	214	214	214	214	214	214	214	214	214	214	214	214	214	214	214	214	214	214	214	214	214	252	252	252

# TCR UK Race Weekend - Donington Park - 9th/10th Sept 2023

## Fun Cup Endurance Championship

### RACE 1 - POSITION CHART

No	Name	Lap Pos	33	34	35	36	37	38	39	40	41	42	43	44	45	46	47	48	49	50	51	52	53	54	55	56	57	58	59	60	61	62	63	64
			267	Team Olympian	1	195	225	225	225	225	225	225	225	225	225	225	225	225	225	225	225	225	225	225	225	225	225	225	225	225	225	225	225	225
195	JPR For Hire	2	225	195	103	103	103	103	103	103	103	103	103	103	267	267	267	267	267	267	267	267	267	267	267	267	267	267	267	267	267	267	267	267
1	GCI Racing	3	249	249	195	195	195	267	1	1	267	1	1	267	1	1	1	1	1	1	1	249	249	1	1	1	1	1	1	1	1	1	249	249
155	Team Ratters Racing	4	103	103	1	1	1	1	267	267	1	267	267	1	14	14	249	249	249	249	1	1	267	103	170	155	267	267	267	267	1	1	1	
14	Team Greenheath	5	1	1	267	267	267	267	14	14	14	14	14	14	14	103	249	14	103	103	103	103	103	103	170	155	267	210	210	210	170	170	170	
104	EDF Motorsports	6	267	267	14	14	14	14	249	249	249	249	249	249	249	249	103	103	170	170	170	170	170	170	14	210	210	170	170	170	103	103	103	
252	Team Racelogic	7	14	14	249	249	249	249	195	146	170	170	170	170	170	170	170	170	212	212	212	212	212	212	155	267	170	103	103	103	14	14	14	
212	EDF Motorsports - Auto	8	146	170	170	170	170	170	146	195	146	155	155	155	212	212	212	212	14	14	14	14	14	14	210	103	103	14	14	14	155	155	155	
110	Signature Motorhomes	9	170	146	146	146	146	146	170	170	155	146	212	212	155	155	155	155	155	155	155	155	155	155	267	14	14	155	155	155	210	210	210	
225	Uvio	10	155	155	155	155	155	155	155	212	212	210	210	210	210	210	210	210	210	210	210	210	210	210	104	104	104	104	104	104	104	246	246	
246	Vapeclub with EDF Mot	11	212	212	212	212	212	212	212	210	210	146	195	195	246	246	104	104	104	246	246	246	246	246	246	246	246	246	246	246	104	104	104	
146	Team PLR Racing	12	210	210	210	210	210	210	210	195	195	195	246	246	104	104	246	246	246	104	104	104	104	98	98	98	98	98	98	98	98	98	104	
214	Team Seed Data	13	98	98	98	98	98	98	246	246	246	246	246	104	104	195	195	98	98	98	98	98	98	98	98	146	146	146	146	146	146	146	146	
249	MJ Tec	14	246	246	246	246	246	246	98	98	104	104	104	98	98	98	98	195	110	110	195	195	146	146	146	195	195	195	195	195	195	195	195	
251	Team easy2reach	15	110	110	110	110	110	104	104	104	98	98	98	110	110	110	110	110	195	195	146	146	110	110	110	110	214	212	212	212	212	212	212	
103	AxiaMetrics / GRD Raci	16	104	104	104	104	104	110	110	110	110	110	110	146	146	146	146	146	146	146	110	110	214	214	214	214	214	214	214	214	214	214	214	
98	Team 3 Motorsport	17	214	214	214	214	214	214	214	214	214	214	214	214	214	214	214	214	214	214	214	214	214	195	195	212	212	212	110	110	110	110	110	
97	GT Radial	18	251	251	251	251	251	251	251	251	251	251	251	251	251	251	251	251	251	251	251	251	251	251	251	251	251	251	251	251	251	251	251	
210	Team Fuelled Up Racin	19	252	252	252	252	252	252	252	252	252	252	252	252	252	252	252	252	252	252	252	252	252	252	252	252	252	252	252	252	252	252	252	
170	Team Viking & Ursus C	20																																

# TCR UK Race Weekend - Donington Park - 9th/10th Sept 2023

## Fun Cup Endurance Championship

### RACE 1 - POSITION CHART

No	Name	Lap Pos	Lap																																
			65	66	67	68	69	70	71	72	73	74	75	76	77	78	79	80	81	82	83	84	85	86	87	88	89	90	91	92	93	94	95	96	
267	Team Olympian	1	225	225	225	225	225	225	225	225	225	225	225	225	225	225	225	225	225	225	225	225	225	225	225	225	225	225	225	225	225	225	225	225	
195	JPR For Hire	2	267	267	267	267	267	1	1	1	1	1	1	1	1	1	267	267	267	267	267	267	267	267	267	267	267	267	267	267	267	267	267	267	
1	GCI Racing	3	1	1	1	1	1	249	249	249	249	249	249	249	267	267	1	1	1	1	1	1	1	1	1	1	1	1	249	1	1	1	249	1	1
155	Team Ratters Racing	4	249	249	249	249	249	267	267	267	267	267	267	267	249	249	249	249	249	249	249	249	249	249	249	249	249	1	249	249	249	1	249	249	
14	Team Greenheath	5	170	170	170	170	170	170	170	170	170	170	170	170	170	170	170	170	170	170	170	170	170	170	170	170	170	170	170	170	170	170	170	170	
104	EDF Motorsports	6	103	103	103	14	14	14	14	14	14	14	14	14	103	103	14	103	103	103	103	103	103	170	170	170	170	170	103	103	103	103	103	103	14
252	Team Racelogic	7	14	14	14	103	103	103	103	103	103	103	103	14	14	103	14	14	14	155	155	155	155	14	14	14	14	14	14	14	14	14	14	14	103
212	EDF Motorsports - Auto	8	155	155	155	155	155	155	155	155	155	155	155	155	155	155	155	155	155	155	155	155	14	14	14	14	155	155	155	155	155	155	155	155	155
110	Signature Motorhomes	9	210	210	210	210	210	210	210	210	210	210	210	210	210	210	210	210	210	210	210	210	210	210	210	210	210	210	210	210	210	210	210	210	
225	Uvio	10	246	246	98	98	98	98	98	98	98	98	98	98	98	98	98	98	98	210	210	210	210	210	98	98	98	98	98	98	98	98	98	98	98
246	Vapeclub with EDF Mot	11	98	98	104	104	104	104	104	104	104	104	104	146	146	146	146	146	146	146	146	146	146	146	146	146	146	146	146	146	146	146	146	146	146
146	Team PLR Racing	12	104	104	146	146	146	146	146	146	146	146	146	104	104	104	104	195	195	195	195	195	195	195	195	146	195	195	195	195	195	195	195	195	195
214	Team Seed Data	13	146	146	195	195	195	195	195	195	195	195	195	195	195	195	104	212	212	212	212	212	212	212	212	212	212	212	212	212	212	212	212	212	212
249	MJ Tec	14	195	195	212	212	212	212	212	212	212	212	212	212	212	212	212	214	214	214	214	214	214	214	104	104	104	104	104	104	104	104	104	104	104
251	Team easy2reach	15	212	212	214	110	110	110	214	214	214	214	110	214	214	214	104	104	104	104	104	104	214	214	214	214	214	214	214	214	214	214	214	214	214
103	AxiaMetrics / GRD Raci	16	214	214	110	214	214	214	110	110	110	110	214	110	110	110	110	110	110	110	110	110	110	110	110	110	110	110	110	110	110	110	110	110	110
98	Team 3 Motorsport	17	110	110	251	251	251	251	251	251	251	251	251	251	251	251	251	251	251	251	251	251	251	251	251	251	251	251	251	251	251	251	251	251	251
97	GT Radial	18	251	251	252	252	252	252	252	252	252	252	252	252	252	252	252	252	252	252	252	252	252	252	252	252	252	252	252	252	252	252	252	251	251
210	Team Fuelled Up Racin	19	252	252	246	246	246	246	246	246	246	246	246	246	246	246	246	246	246	246	246	246	246	246	246	246	246	246	246	246	246	246	246	246	246
170	Team Viking & Ursus C	20																																	

# TCR UK Race Weekend - Donington Park - 9th/10th Sept 2023

## Fun Cup Endurance Championship

### RACE 1 - POSITION CHART

No	Name	Lap Pos	97	98	99	100	101	102	103	104	105	106	107	108	109	110	111	112	113	114	115	116	117	118	119	120	121	122	123	124	125	126	127	128	
			267	Team Olympian	1	225	225	225	225	225	225	225	225	225	225	225	225	225	225	225	225	225	225	225	225	225	225	225	225	225	225	225	225	225	225
195	JPR For Hire	2	267	267	267	267	267	267	267	267	267	1	1	1	1	1	1	1	1	267	267	267	267	267	267	267	267	267	267	267	267	267	267	267	
1	GCI Racing	3	1	1	1	1	1	1	1	1	1	267	267	267	267	267	267	267	267	1	1	1	1	1	1	1	1	1	1	1	1	1	1	1	
155	Team Ratters Racing	4	249	249	249	170	170	170	170	170	170	170	170	170	170	170	170	170	170	170	170	170	170	170	170	103	103	103	103	103	103	103	103	103	
14	Team Greenheath	5	170	170	170	14	14	14	14	14	14	14	14	14	14	14	14	14	14	103	103	103	103	103	103	103	170	170	170	170	170	170	170	170	
104	EDF Motorsports	6	14	14	14	103	103	103	103	103	103	103	103	103	103	103	103	103	14	14	14	14	14	14	14	14	14	14	14	14	14	14	14	155	
252	Team Racelogic	7	103	103	103	155	155	155	155	155	155	155	155	103	103	155	155	155	155	155	155	155	155	155	155	155	155	155	155	155	155	155	155	155	
212	EDF Motorsports - Auto	8	155	155	155	210	210	210	210	210	210	210	210	210	210	210	210	210	210	210	210	210	210	210	210	210	210	210	210	210	210	210	210	210	
110	Signature Motorhomes	9	210	210	210	98	98	98	98	98	98	98	146	146	146	98	146	146	146	146	146	146	146	146	146	146	146	146	146	146	146	146	146	146	
225	Uvio	10	98	98	98	146	146	146	146	146	146	146	98	98	98	146	98	98	98	98	98	98	98	98	98	98	98	98	98	98	98	98	98	98	
246	Vapeclub with EDF Mot	11	146	146	146	195	195	195	195	104	104	104	104	104	104	195	195	195	195	195	195	195	195	195	195	195	195	195	195	195	195	195	195	195	
146	Team PLR Racing	12	195	195	195	212	212	104	104	214	214	195	195	195	212	212	212	212	212	212	212	212	212	212	212	212	212	212	212	212	212	212	212	212	
214	Team Seed Data	13	212	212	212	104	104	214	214	195	195	212	212	212	214	214	214	214	214	214	214	214	214	214	214	214	214	214	214	214	214	214	214	214	
249	MJ Tec	14	104	104	104	214	214	212	212	212	212	214	214	214	104	104	104	104	104	104	104	104	104	104	104	104	104	104	104	104	104	104	104	104	
251	Team easy2reach	15	214	214	214	110	110	110	110	110	110	110	110	110	110	110	110	110	110	110	110	110	110	110	110	110	110	110	110	110	110	110	110	110	
103	AxiaMetrics / GRD Raci	16	110	110	110	252	252	252	252	252	252	252	252	252	252	252	252	252	252	252	252	252	252	252	252	252	252	252	252	252	252	252	252	252	
98	Team 3 Motorsport	17	252	252	252	251	251	251	251	251	251	251	251	251	251	251	251	251	251	251	251	251	251	251	251	251	251	251	251	251	251	251	251	251	
97	GT Radial	18	251	251	251																														
210	Team Fuelled Up Racin	19																																	
170	Team Viking & Ursus C	20																																	

# TCR UK Race Weekend - Donington Park - 9th/10th Sept 2023

## Fun Cup Endurance Championship

### RACE 1 - POSITION CHART

No	Name	Lap Pos	129	130	131	132	133	134	135	136	137	138	139	140	141	142	143	144	145	146	147	148	149	150	151	152	153	154	155	156	157	158	159	160
			267	Team Olympian	1	225	225	225	225	225	225	225	225	225	225	225	225	225	225	225	225	225	225	225	225	225	225	225	225	225	225	225	225	225
195	JPR For Hire	2	267	267	267	267	267	267	267	267	267	267	267	267	267	267	267	267	267	267	267	267	267	267	267	267	267	267	267	267	267	267	267	225
1	GCI Racing	3	1	1	1	1	1	1	1	1	1	1	1	1	1	1	1	1	1	1	1	1	1	1	1	1	1	1	1	1	1	1	1	1
155	Team Ratters Racing	4	103	103	103	103	103	103	103	103	103	103	103	103	103	103	103	103	103	103	103	103	103	103	103	103	103	103	103	103	103	103	103	103
14	Team Greenheath	5	170	170	170	170	170	170	170	170	170	170	170	170	170	170	170	170	170	170	170	170	170	170	170	170	170	170	170	170	170	170	170	170
104	EDF Motorsports	6	155	155	155	155	155	155	155	14	14	14	14	14	14	14	14	14	14	14	14	14	14	14	14	14	14	14	210	210	210	155		
252	Team Racelogic	7	14	14	14	14	14	14	210	210	210	210	210	210	210	210	210	210	210	210	210	210	210	210	210	210	210	210	155	155	155	210		
212	EDF Motorsports - Auto	8	210	210	210	210	210	210	146	146	146	146	146	146	155	155	155	155	155	155	155	155	155	155	155	155	155	155	155	98	98	98		
110	Signature Motorhomes	9	146	146	146	146	146	146	155	155	155	155	155	155	195	195	195	195	98	98	98	98	98	98	98	98	98	98	98	212	212			
225	Uvio	10	98	98	195	195	195	195	195	98	98	98	98	98	98	98	98	98	212	212	212	212	212	212	212	212	212	212	212	212	212	214	214	
246	Vapeclub with EDF Mot	11	195	195	98	98	98	98	98	195	195	195	195	195	212	212	212	212	214	214	214	214	214	214	214	214	214	214	214					
146	Team PLR Racing	12	212	212	212	212	212	212	212	212	212	212	212	212	214	214	214	214	104	104	104	104	104	104	104	104	104	104	104					
214	Team Seed Data	13	214	214	214	214	214	214	214	214	214	214	214	214	104	104	104	104	110	110	110	110	110	110	110	110	110	110						
249	MJ Tec	14	104	104	104	104	104	104	104	104	104	104	104	104	110	110	110	110																
251	Team easy2reach	15	110	110	110	110	110	110	110	110	110	110	110	110	252	252	252																	
103	AxiaMetrics / GRD Raci	16	252	252	252	252	252	252	252	252	252	252	252	252																				
98	Team 3 Motorsport	17																																
97	GT Radial	18																																
210	Team Fuelled Up Racin	19																																
170	Team Viking & Ursus C	20																																

# TCR UK Race Weekend - Donington Park - 9th/10th Sept 2023

## Fun Cup Endurance Championship

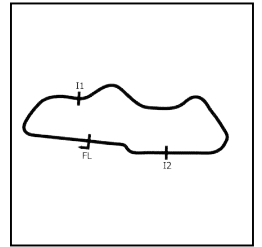
### RACE 1 - POSITION CHART

No	Name	Lap	161	162
		Pos		
267	Team Olympian	1	267	267
195	JPR For Hire	2	225	225
1	GCI Racing	3	1	
155	Team Ratters Racing	4	103	
14	Team Greenheath	5	170	
104	EDF Motorsports	6		
252	Team Racelogic	7		
212	EDF Motorsports - Auto	8		
110	Signature Motorhomes	9		
225	Uvio	10		
246	Vapeclub with EDF Mot	11		
146	Team PLR Racing	12		
214	Team Seed Data	13		
249	MJ Tec	14		
251	Team easy2reach	15		
103	AxiaMetrics / GRD Raci	16		
98	Team 3 Motorsport	17		
97	GT Radial	18		
210	Team Fuelled Up Racin	19		
170	Team Viking & Ursus C	20		

# TCR UK Race Weekend - Donington Park - 9th/10th Sept 2023

## Fun Cup Endurance Championship

### RACE 1 - SECTOR ANALYSIS



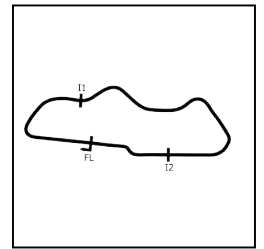
SECTOR 1 = FL to I1, SECTOR 2 = I1 to I2, SECTOR 3 = I2 to FL, DIFF = Difference To Personal Best Lap, P = Crossed Finish Line in Pit Lane, D = Time Disallowed

P1 267 M		Team Olympian		Fun Cup			
IDEAL LAP TIME : 1:22.802		BEST LAP TIME : 1:22.983		DIFFERENCE : 0.181			
Chris DOVELL (M)		Riley PHILLIPS		Kristian ROSE			
LAP	SECTOR 1	SECTOR 2	SECTOR 3	LAP TIME	MPH	DIFF	TIME OF DAY
1 - D1		45.811	16.192	1:30.750	78.50	7.767	13:11:13.829
2 - D1	25.261	46.545	16.645	1:28.451	80.54	5.468	13:12:42.280
3 - D1	25.889	45.787	15.339	1:27.015	81.87	4.032	13:14:09.295
4 - D1	25.110	46.277	15.132	1:26.519	82.34	3.536	13:15:35.814
5 - D1	25.093	46.665	15.464	1:27.222	81.68	4.239	13:17:03.036
6 - D1	24.773	46.995	18.658	1:30.426	78.78	7.443	13:18:33.462
7 - D1	36.904	1:26.833	30.170	2:33.907	46.29	1:10.924	13:21:07.369
8 - D1	44.569	1:25.464	23.643	2:33.676	46.36	1:10.693	13:23:41.045
9 - D1	24.986	46.007	15.216	1:26.209	82.64	3.226	13:25:07.254
10 - D1	24.772	45.363	15.190	1:25.325	83.50	2.342	13:26:32.579
11 - D1	24.916	45.546	15.215	1:25.677	83.15	2.694	13:27:58.256
12 - D1	25.380	45.977	15.284	1:26.641	82.23	3.658	13:29:24.897
13 - D1	24.971	45.652	15.109	1:25.732	83.10	2.749	13:30:50.629
14 - D1	24.725	45.472	15.262	1:25.459	83.36	2.476	13:32:16.088
15 - D1	25.145	45.327	15.013	1:25.485	83.34	2.502	13:33:41.573
16 - D1	25.160	45.584	15.132	1:25.876	82.96	2.893	13:35:07.449
17 - D1	24.817	45.412	14.952	1:25.181	83.64	2.198	13:36:32.630
18 - D1	24.670	45.531	14.898	1:25.099	83.72	2.116	13:37:57.729
19 - D1	24.730	46.570	15.594	1:26.894	81.99	3.911	13:39:24.623
20 - D1	24.698	45.888	15.702	1:26.288	82.56	3.305	13:40:50.911
21 - D1	24.687	45.834	15.113	1:25.634	83.19	2.651	13:42:16.545
22 - D1	24.776	45.660	15.631	1:26.067	82.78	3.084	13:43:42.612
23 - D1	25.241	45.844	15.157	1:26.242	82.61	3.259	13:45:08.854
24 - D1	24.891	45.558	16.492	1:26.941	81.94	3.958	13:46:35.795
25 - D1	25.166	45.857	15.096	1:26.119	82.73	3.136	13:48:01.914
26 - D1	24.726	45.415	16.395	1:26.536	82.33	3.553	13:49:28.450
27 - D1	24.973	45.372	14.934	1:25.279	83.54	2.296	13:50:53.729
28 - D1	24.693	45.415	IN PIT	1:27.367	P 81.54	4.384	13:52:21.096
29 - D1	OUTLAP	46.275	15.270	1:53.944	62.52	30.961	13:54:15.040
30 - D1	24.972	45.914	15.230	1:26.116	82.73	3.133	13:55:41.156
31 - D1	25.151	46.499	14.911	1:26.561	82.30	3.578	13:57:07.717
32 - D1	25.111	45.618	15.059	1:25.788	83.04	2.805	13:58:33.505
33 - D1	24.886	46.004	15.769	1:26.659	82.21	3.676	14:00:00.164
34 - D1	24.902	46.557	15.029	1:26.488	82.37	3.505	14:01:26.652
35 - D1	24.759	45.934	15.025	1:25.718	83.11	2.735	14:02:52.370
36 - D1	24.692	50.079	17.015	1:31.786	77.62	8.803	14:04:24.156
37 - D1	26.519	57.816	26.543	1:50.878	64.25	27.895	14:06:15.034
38 - D1	46.845	1:26.346	15.829	2:29.020	47.80	1:06.037	14:08:44.054
39 - D1	24.886	45.226	14.790	1:24.902	83.91	1.919	14:10:08.956
40 - D1	24.849	45.865	14.898	1:25.612	83.22	2.629	14:11:34.568
41 - D1	24.530	45.606	15.522	1:25.658	83.17	2.675	14:13:00.226
42 - D1	24.394	45.330	15.082	1:24.806	84.01	1.823	14:14:25.032
43 - D1	24.948	45.573	15.079	1:25.600	83.23	2.617	14:15:50.632
44 - D1	24.655	45.182	15.082	1:24.919	83.89	1.936	14:17:15.551
45 - D1	24.566	46.027	15.647	1:26.240	82.61	3.257	14:18:41.791
46 - D1	25.337	45.653	15.438	1:26.428	82.43	3.445	14:20:08.219
47 - D1	24.986	45.447	14.942	1:25.375	83.45	2.392	14:21:33.594
48 - D1	25.020	45.178	15.049	1:25.247	83.57	2.264	14:22:58.841
49 - D1	24.756	45.245	14.979	1:24.980	83.83	1.997	14:24:23.821
50 - D1	24.815	45.251	14.881	1:24.947	83.87	1.964	14:25:48.768
51 - D1	24.567	45.079	14.757	1:24.403	84.41	1.420	14:27:13.171
52 - D1	24.586	46.105	15.073	1:25.764	83.07	2.781	14:28:38.935
53 - D1	24.932	45.316	14.983	1:25.231	83.59	2.248	14:30:04.166
54 - D1	24.737	48.027	IN PIT	1:28.583	P 80.42	5.600	14:31:32.749
55 - D1	OUTLAP	45.316	14.914	2:14.063	53.14	51.080	14:33:46.812
56 - D1	24.753	44.895	15.084	1:24.732	84.08	1.749	14:35:11.544
57 - D1	24.578	44.965	14.944	1:24.487	84.32	1.504	14:36:36.031
58 - D1	24.736	44.705	14.817	1:24.258	84.55	1.275	14:38:00.289
59 - D1	24.753	44.707	14.741	1:24.201	84.61	1.218	14:39:24.490
60 - D1	24.632	44.757	14.855	1:24.244	84.57	1.261	14:40:48.734
61 - D1	24.790	44.578	14.658	1:24.026	84.79	1.043	14:42:12.760

# TCR UK Race Weekend - Donington Park - 9th/10th Sept 2023

## Fun Cup Endurance Championship

### RACE 1 - SECTOR ANALYSIS



SECTOR 1 = FL to I1, SECTOR 2 = I1 to I2, SECTOR 3 = I2 to FL, DIFF = Difference To Personal Best Lap, P = Crossed Finish Line in Pit Lane, D = Time Disallowed

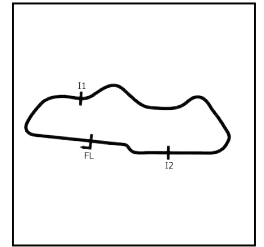
62 - D1	24.574	44.943	14.972	1:24.489	84.32	1.506	14:43:37.249
63 - D1	24.626	44.612	14.702	1:23.940	84.87	0.957	14:45:01.189
64 - D1	24.377	45.886	14.773	1:25.036	83.78	2.053	14:46:26.225
65 - D1	24.637	44.727	14.627	1:23.991	84.82	1.008	14:47:50.216
66 - D1	24.435	44.858	15.374	1:24.667	84.14	1.684	14:49:14.883
67 - D1	24.950	45.346	14.897	1:25.193	83.62	2.210	14:50:40.076
68 - D1	24.671	44.634	14.918	1:24.223	84.59	1.240	14:52:04.299
69 - D1	24.848	44.805	IN PIT	1:25.048	<b>P</b> 83.77	2.065	14:53:29.347
70 - D1	OUTLAP	44.888	14.509	1:46.029	67.19	23.046	14:55:15.376
71 - D1	<b>24.295</b>	44.832	14.722	1:23.849	84.96	0.866	14:56:39.225
72 - D1	24.603	44.770	14.750	1:24.123	84.69	1.140	14:58:03.348
73 - D1	24.443	44.556	14.733	1:23.732	85.08	0.749	14:59:27.080
74 - D1	24.605	44.491	14.684	1:23.780	85.03	0.797	15:00:50.860
75 - D1	24.599	44.398	14.623	1:23.620	85.20	0.637	15:02:14.480
76 - D1	24.588	44.460	14.785	1:23.833	84.98	0.850	15:03:38.313
77 - D1	24.385	44.623	14.694	1:23.702	85.11	0.719	15:05:02.015
78 - D1	24.450	44.354	15.323	1:24.127	84.68	1.144	15:06:26.142
79 - D1	24.559	45.360	14.930	1:24.849	83.96	1.866	15:07:50.991
80 - D1	24.651	45.436	14.739	1:24.826	83.99	1.843	15:09:15.817
81 - D1	24.642	45.674	14.803	1:25.119	83.70	2.136	15:10:40.936
82 - D1	24.613	44.938	14.719	1:24.270	84.54	1.287	15:12:05.206
83 - D1	24.601	44.807	14.819	1:24.227	84.58	1.244	15:13:29.433
84 - D1	24.653	44.645	14.647	1:23.945	84.87	0.962	15:14:53.378
85 - D1	24.736	44.597	14.892	1:24.225	84.59	1.242	15:16:17.603
86 - D1	24.610	44.574	14.634	1:23.818	85.00	0.835	15:17:41.421
87 - D1	24.544	44.443	14.759	1:23.746	85.07	0.763	15:19:05.167
88 - D1	24.921	44.865	IN PIT	1:25.461	<b>P</b> 83.36	2.478	15:20:30.628
89 - D1	OUTLAP	45.936	15.526	2:06.306	56.40	43.323	15:22:36.934
90 - D1	25.054	46.108	15.337	1:26.499	82.36	3.516	15:24:03.433
91 - D1	24.931	45.798	15.040	1:25.769	83.06	2.786	15:25:29.202
92 - D1	25.116	46.306	15.386	1:26.808	82.07	3.825	15:26:56.010
93 - D1	24.972	45.859	15.264	1:26.095	82.75	3.112	15:28:22.105
94 - D1	25.165	45.936	15.316	1:26.417	82.44	3.434	15:29:48.522
95 - D1	24.947	46.197	15.119	1:26.263	82.59	3.280	15:31:14.785
96 - D1	24.836	45.787	15.172	1:25.795	83.04	2.812	15:32:40.580
97 - D1	25.023	45.741	15.265	1:26.029	82.81	3.046	15:34:06.609
98 - D1	24.941	46.335	15.154	1:26.430	82.43	3.447	15:35:33.039
99 - D1	25.073	46.043	15.316	1:26.432	82.43	3.449	15:36:59.471
100 - D1	24.955	45.916	15.331	1:26.202	82.65	3.219	15:38:25.673
101 - D1	25.082	48.998	16.303	1:30.383	78.82	7.400	15:39:56.056
102 - D1	25.945	52.990	25.922	1:44.857	67.94	21.874	15:41:40.913
103 - D1	44.941	1:25.563	26.854	2:37.358	45.27	1:14.375	15:44:18.271
104 - D1	44.263	1:24.009	25.669	2:33.941	46.28	1:10.958	15:46:52.212
105 - D1	43.490	1:36.949	15.721	2:36.160	45.62	1:13.177	15:49:28.372
106 - D1	25.080	46.023	IN PIT	1:28.811	<b>P</b> 80.22	5.828	15:50:57.183
107 - D1	OUTLAP	46.493	15.125	2:03.946	57.48	40.963	15:53:01.129
108 - D1	24.923	45.998	15.061	1:25.982	82.86	2.999	15:54:27.111
109 - D1	24.912	45.946	14.947	1:25.805	83.03	2.822	15:55:52.916
110 - D1	25.023	45.848	15.076	1:25.947	82.89	2.964	15:57:18.863
111 - D1	24.932	45.667	14.975	1:25.574	83.25	2.591	15:58:44.437
112 - D1	24.881	45.514	14.959	1:25.354	83.47	2.371	16:00:09.791
113 - D1	25.102	45.405	14.989	1:25.496	83.33	2.513	16:01:35.287
114 - D1	24.666	45.057	14.889	1:24.612	84.20	1.629	16:02:59.899
115 - D1	24.647	44.923	14.888	1:24.458	84.35	1.475	16:04:24.357
116 - D1	24.662	44.908	14.807	1:24.377	84.43	1.394	16:05:48.734
117 - D1	24.615	45.066	14.854	1:24.535	84.28	1.552	16:07:13.269
118 - D1	24.560	44.914	14.764	1:24.238	84.57	1.255	16:08:37.507
119 - D1	24.701	44.915	14.880	1:24.496	84.31	1.513	16:10:02.003
120 - D1	24.656	45.468	15.039	1:25.163	83.65	2.180	16:11:27.166
121 - D1	25.119	44.932	16.171	1:26.222	82.63	3.239	16:12:53.388
122 - D1	24.995	44.805	14.807	1:24.607	84.20	1.624	16:14:17.995
123 - D1	24.708	45.150	15.664	1:25.522	83.30	2.539	16:15:43.517
124 - D1	24.943	45.119	14.834	1:24.896	83.92	1.913	16:17:08.413
125 - D1	24.806	45.158	14.871	1:24.835	83.98	1.852	16:18:33.248
126 - D1	24.805	45.116	14.896	1:24.817	84.00	1.834	16:19:58.065
127 - D1	24.656	45.263	15.001	1:24.920	83.89	1.937	16:21:22.985



# TCR UK Race Weekend - Donington Park - 9th/10th Sept 2023

## Fun Cup Endurance Championship

### RACE 1 - SECTOR ANALYSIS



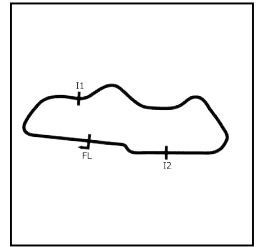
SECTOR 1 = FL to I1, SECTOR 2 = I1 to I2, SECTOR 3 = I2 to FL, DIFF = Difference To Personal Best Lap, P = Crossed Finish Line in Pit Lane, D = Time Disallowed

128 - D1	24.749	45.070	15.016	1:24.835	83.98	1.852	16:22:47.820
129 - D1	24.905	45.264	15.192	1:25.361	83.46	2.378	16:24:13.181
130 - D1	24.814	45.344	15.048	1:25.206	83.61	2.223	16:25:38.387
131 - D1	24.846	45.331	14.971	1:25.148	83.67	2.165	16:27:03.535
132 - D1	24.723	45.484	15.289	1:25.496	83.33	2.513	16:28:29.031
133 - D1	24.959	45.671	15.021	1:25.651	83.18	2.668	16:29:54.682
134 - D1	24.814	45.547	IN PIT	1:26.407	<b>P</b> 82.45	3.424	16:31:21.089
135 - D1	OUTLAP	44.607	14.690	1:48.819	65.47	25.836	16:33:09.908
136 - D1	24.590	44.785	14.743	1:24.118	84.69	1.135	16:34:34.026
137 - D1	24.551	44.696	14.754	1:24.001	84.81	1.018	16:35:58.027
138 - D1	24.617	44.564	14.709	1:23.890	84.92	0.907	16:37:21.917
139 - D1	24.572	44.519	14.815	1:23.906	84.91	0.923	16:38:45.823
140 - D1	24.541	44.668	14.739	1:23.948	84.86	0.965	16:40:09.771
141 - D1	24.552	44.527	14.736	1:23.815	85.00	0.832	16:41:33.586
142 - D1	24.406	45.185	14.764	1:24.355	84.46	1.372	16:42:57.941
143 - D1	24.550	44.457	14.626	1:23.633	85.18	0.650	16:44:21.574
144 - D1	24.571	45.459	14.878	1:24.908	83.91	1.925	16:45:46.482
145 - D1	25.814	44.946	14.766	1:25.526	83.30	2.543	16:47:12.008
146 - D1	24.788	44.727	14.662	1:24.177	84.63	1.194	16:48:36.185
147 - D1	24.583	44.475	14.747	1:23.805	85.01	0.822	16:49:59.990
148 - D1	24.660	44.366	14.548	1:23.574	85.24	0.591	16:51:23.564
<b>149 - D1</b>	24.337	<b>44.033</b>	14.613	<b>1:22.983 (1)</b>	<b>85.85</b>		<b>16:52:46.547</b>
150 - D1	24.468	45.440	14.606	1:24.514	84.30	1.531	16:54:11.061
151 - D1	24.866	44.603	14.714	1:24.183	84.63	1.200	16:55:35.244
152 - D1	24.759	44.605	14.680	1:24.044	84.77	1.061	16:56:59.288
153 - D1	24.562	44.317	14.658	1:23.537	85.28	0.554	16:58:22.825
154 - D1	24.402	44.170	14.778	1:23.350 (3)	85.47	0.367	16:59:46.175
155 - D1	24.579	44.364	14.741	1:23.684	85.13	0.701	17:01:09.859
156 - D1	24.424	44.862	<b>14.474</b>	1:23.760	85.06	0.777	17:02:33.619
157 - D1	24.432	44.165	14.641	1:23.238 (2)	85.59	0.255	17:03:56.857
158 - D1	24.563	44.264	14.808	1:23.635	85.18	0.652	17:05:20.492
159 - D1	24.458	45.299	14.960	1:24.717	84.09	1.734	17:06:45.209
160 - D1	24.884	45.578	14.748	1:25.210	83.61	2.227	17:08:10.419
161 - D1	24.936	44.886	14.803	1:24.625	84.19	1.642	17:09:35.044
162 - D1	24.707	44.830	15.201	1:24.738	84.07	1.755	17:10:59.782

# TCR UK Race Weekend - Donington Park - 9th/10th Sept 2023

## Fun Cup Endurance Championship

### RACE 1 - SECTOR ANALYSIS



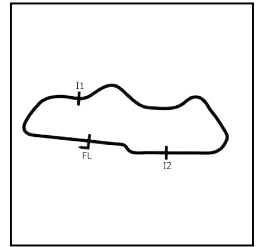
SECTOR 1 = FL to I1, SECTOR 2 = I1 to I2, SECTOR 3 = I2 to FL, DIFF = Difference To Personal Best Lap, P = Crossed Finish Line in Pit Lane, D = Time Disallowed

P2 225		Uvio		Fun Cup			
IDEAL LAP TIME : 1:23.257		BEST LAP TIME : 1:23.527		DIFFERENCE : 0.270			
Farquini DEOTT		Fabio RANDACCIO					
LAP	SECTOR 1	SECTOR 2	SECTOR 3	LAP TIME	MPH	DIFF	TIME OF DAY
1 - D1		46.375	15.144	1:31.186	78.13	7.659	13:11:14.265
2 - D1	24.934	46.487	15.155	1:26.576	82.29	3.049	13:12:40.841
3 - D1	24.712	45.952	15.014	1:25.678	83.15	2.151	13:14:06.519
4 - D1	24.890	45.030	14.890	1:24.810	84.00	1.283	13:15:31.329
5 - D1	24.734	45.137	15.019	1:24.890	83.92	1.363	13:16:56.219
6 - D1	24.828	44.936	14.841	1:24.605	84.21	1.078	13:18:20.824
7 - D1	43.685	1:26.591	29.929	2:40.205	44.47	1:16.678	13:21:01.029
8 - D1	46.034	1:26.327	22.645	2:35.006	45.96	1:11.479	13:23:36.035
9 - D1	24.457	44.596	14.836	1:23.889	84.92	0.362	13:24:59.924
10 - D1	24.562	44.681	14.833	1:24.076	84.74	0.549	13:26:24.000
11 - D1	24.538	44.695	14.766	1:23.999	84.81	0.472	13:27:47.999
12 - D1	24.698	44.866	14.782	1:24.346	84.46	0.819	13:29:12.345
13 - D1	24.827	44.911	14.817	1:24.555	84.26	1.028	13:30:36.900
14 - D1	24.792	44.736	15.215	1:24.743	84.07	1.216	13:32:01.643
15 - D1	24.514	44.562	14.712	1:23.788	85.03	0.261	13:33:25.431
16 - D1	24.579	44.818	14.839	1:24.236	84.57	0.709	13:34:49.667
17 - D1	24.730	44.704	14.760	1:24.194	84.62	0.667	13:36:13.861
18 - D1	24.486	44.697	14.892	1:24.075	84.74	0.548	13:37:37.936
19 - D1	24.713	44.792	14.777	1:24.282	84.53	0.755	13:39:02.218
20 - D1	24.642	44.883	16.337	1:25.862	82.97	2.335	13:40:28.080
21 - D1	24.746	45.176	14.802	1:24.724	84.09	1.197	13:41:52.804
22 - D1	24.583	45.187	14.817	1:24.587	84.22	1.060	13:43:17.391
23 - D1	24.691	45.197	14.759	1:24.647	84.16	1.120	13:44:42.038
24 - D1	24.665	45.414	14.800	1:24.879	83.93	1.352	13:46:06.917
25 - D1	24.669	45.126	15.203	1:24.998	83.82	1.471	13:47:31.915
26 - D1	24.468	45.040	15.001	1:24.509	84.30	0.982	13:48:56.424
27 - D1	24.325	44.880	14.673	1:23.878	84.94	0.351	13:50:20.302
28 - D1	24.552	44.337	14.638	1:23.527 (1)	85.29		13:51:43.829
29 - D1	24.464	45.085	14.840	1:24.389	84.42	0.862	13:53:08.218
30 - D1	24.482	45.238	14.612	1:24.332	84.48	0.805	13:54:32.550
31 - D1	24.308	44.664	14.787	1:23.759 (3)	85.06	0.232	13:55:56.309
32 - D1	24.635	44.891	14.715	1:24.241	84.57	0.714	13:57:20.550
33 - D1	24.333	44.909	15.060	1:24.302	84.51	0.775	13:58:44.852
34 - D1	24.841	45.621	IN PIT	1:27.167 P	81.73	3.640	14:00:12.019
35 - D1	OUTLAP	46.066	15.014	2:05.186	56.91	41.659	14:02:17.205
36 - D1	24.769	45.229	15.847	1:25.845	82.99	2.318	14:03:43.050
37 - D1	32.691	1:24.774	27.464	2:24.929	49.15	1:01.402	14:06:07.979
38 - D1	46.676	1:26.753	15.468	2:28.897	47.84	1:05.370	14:08:36.876
39 - D1	24.986	45.278	14.735	1:24.999	83.82	1.472	14:10:01.875
40 - D1	24.818	45.244	15.041	1:25.103	83.71	1.576	14:11:26.978
41 - D1	25.091	45.341	14.967	1:25.399	83.42	1.872	14:12:52.377
42 - D1	24.949	45.332	14.954	1:25.235	83.58	1.708	14:14:17.612
43 - D1	24.897	45.258	14.985	1:25.140	83.68	1.613	14:15:42.752
44 - D1	24.955	45.208	15.059	1:25.222	83.60	1.695	14:17:07.974
45 - D1	25.102	45.388	15.058	1:25.548	83.28	2.021	14:18:33.522
46 - D1	24.903	45.193	15.115	1:25.211	83.61	1.684	14:19:58.733
47 - D1	24.807	44.788	14.938	1:24.533	84.28	1.006	14:21:23.266
48 - D1	24.642	44.829	14.965	1:24.436	84.37	0.909	14:22:47.702
49 - D1	24.596	45.111	14.988	1:24.695	84.12	1.168	14:24:12.397
50 - D1	25.060	45.279	15.032	1:25.371	83.45	1.844	14:25:37.768
51 - D1	25.034	45.201	15.104	1:25.339	83.48	1.812	14:27:03.107
52 - D1	24.939	45.323	15.011	1:25.273	83.55	1.746	14:28:28.380
53 - D1	24.952	45.313	14.946	1:25.211	83.61	1.684	14:29:53.591
54 - D1	24.980	46.655	15.112	1:26.747	82.13	3.220	14:31:20.338
55 - D1	24.929	45.212	15.078	1:25.219	83.60	1.692	14:32:45.557
56 - D1	24.887	45.155	14.884	1:24.926	83.89	1.399	14:34:10.483
57 - D1	24.846	44.930	14.785	1:24.561	84.25	1.034	14:35:35.044
58 - D1	24.510	44.812	14.807	1:24.129	84.68	0.602	14:36:59.173
59 - D1	24.713	44.775	14.845	1:24.333	84.48	0.806	14:38:23.506
60 - D1	24.681	45.031	14.659	1:24.371	84.44	0.844	14:39:47.877
61 - D1	24.449	44.982	IN PIT	1:26.451 P	82.41	2.924	14:41:14.328

# TCR UK Race Weekend - Donington Park - 9th/10th Sept 2023

## Fun Cup Endurance Championship

### RACE 1 - SECTOR ANALYSIS



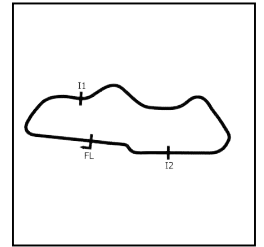
SECTOR 1 = FL to I1, SECTOR 2 = I1 to I2, SECTOR 3 = I2 to FL, DIFF = Difference To Personal Best Lap, P = Crossed Finish Line in Pit Lane, D = Time Disallowed

62 - D1	OUTLAP	45.644	14.926	2:06.961	56.11	43.434	14:43:21.289
63 - D1	24.723	45.026	15.365	1:25.114	83.70	1.587	14:44:46.403
64 - D1	24.882	45.248	15.017	1:25.147	83.67	1.620	14:46:11.550
65 - D1	24.650	45.203	14.846	1:24.699	84.11	1.172	14:47:36.249
66 - D1	24.672	45.066	14.920	1:24.658	84.15	1.131	14:49:00.907
67 - D1	24.663	44.975	14.856	1:24.494	84.32	0.967	14:50:25.401
68 - D1	24.667	44.983	14.847	1:24.497	84.31	0.970	14:51:49.898
69 - D1	24.695	45.070	14.908	1:24.673	84.14	1.146	14:53:14.571
70 - D1	24.533	44.885	14.814	1:24.232	84.58	0.705	14:54:38.803
71 - D1	24.504	44.622	15.009	1:24.135	84.68	0.608	14:56:02.938
72 - D1	24.649	44.911	14.870	1:24.430	84.38	0.903	14:57:27.368
73 - D1	24.586	44.831	14.835	1:24.252	84.56	0.725	14:58:51.620
74 - D1	24.675	44.645	14.850	1:24.170	84.64	0.643	15:00:15.790
75 - D1	24.544	45.011	14.799	1:24.354	84.46	0.827	15:01:40.144
76 - D1	24.759	44.946	14.836	1:24.541	84.27	1.014	15:03:04.685
77 - D1	24.623	44.913	14.876	1:24.412	84.40	0.885	15:04:29.097
78 - D1	24.506	44.862	14.776	1:24.144	84.67	0.617	15:05:53.241
79 - D1	24.517	46.650	14.694	1:25.861	82.97	2.334	15:07:19.102
80 - D1	24.542	44.873	14.840	1:24.255	84.56	0.728	15:08:43.357
81 - D1	24.640	45.732	14.853	1:25.225	83.59	1.698	15:10:08.582
82 - D1	24.700	45.762	14.881	1:25.343	83.48	1.816	15:11:33.925
83 - D1	24.697	44.968	14.790	1:24.455	84.36	0.928	15:12:58.380
84 - D1	24.611	44.932	14.749	1:24.292	84.52	0.765	15:14:22.672
85 - D1	24.728	44.950	14.863	1:24.541	84.27	1.014	15:15:47.213
86 - D1	24.747	44.822	14.820	1:24.389	84.42	0.862	15:17:11.602
87 - D1	24.529	44.669	14.648	1:23.846	84.97	0.319	15:18:35.448
88 - D1	24.475	44.778	14.745	1:23.998	84.81	0.471	15:19:59.446
89 - D1	24.576	44.362	IN PIT	1:26.190	P 82.66	2.663	15:21:25.636
90 - D1	OUTLAP	44.974	15.070	2:03.982	57.46	40.455	15:23:29.618
91 - D1	24.505	45.301	14.895	1:24.701	84.11	1.174	15:24:54.319
92 - D1	24.949	45.112	14.950	1:25.011	83.80	1.484	15:26:19.330
93 - D1	24.813	45.269	14.815	1:24.897	83.92	1.370	15:27:44.227
94 - D1	24.675	45.055	14.748	1:24.478	84.33	0.951	15:29:08.705
95 - D1	24.692	45.069	14.810	1:24.571	84.24	1.044	15:30:33.276
96 - D1	24.646	44.857	14.792	1:24.295	84.52	0.768	15:31:57.571
97 - D1	24.840	45.006	14.815	1:24.661	84.15	1.134	15:33:22.232
98 - D1	24.791	44.972	14.903	1:24.666	84.14	1.139	15:34:46.898
99 - D1	24.685	45.053	14.768	1:24.506	84.30	0.979	15:36:11.404
100 - D1	24.703	44.914	14.946	1:24.563	84.25	1.036	15:37:35.967
101 - D1	24.785	45.812	15.173	1:25.770	83.06	2.243	15:39:01.737
102 - D1	36.225	1:28.528	27.253	2:32.006	46.87	1:08.479	15:41:33.743
103 - D1	45.964	1:25.174	26.069	2:37.207	45.32	1:13.680	15:44:10.950
104 - D1	44.648	1:24.706	25.532	2:34.886	45.99	1:11.359	15:46:45.836
105 - D1	44.262	1:36.033	15.361	2:35.656	45.77	1:12.129	15:49:21.492
106 - D1	24.952	45.286	14.945	1:25.183	83.63	1.656	15:50:46.675
107 - D1	24.836	45.269	14.885	1:24.990	83.82	1.463	15:52:11.665
108 - D1	24.761	45.264	14.937	1:24.962	83.85	1.435	15:53:36.627
109 - D1	24.941	45.284	16.024	1:26.249	82.60	2.722	15:55:02.876
110 - D1	25.058	45.363	14.988	1:25.409	83.41	1.882	15:56:28.285
111 - D1	24.883	45.148	14.914	1:24.945	83.87	1.418	15:57:53.230
112 - D1	24.882	44.767	14.904	1:24.553	84.26	1.026	15:59:17.783
113 - D1	24.804	45.188	IN PIT	1:26.867	P 82.01	3.340	16:00:44.650
114 - D1	OUTLAP	45.154	14.861	2:03.796	57.55	40.269	16:02:48.446
115 - D1	24.740	45.091	14.903	1:24.734	84.08	1.207	16:04:13.180
116 - D1	24.721	45.097	14.737	1:24.555	84.26	1.028	16:05:37.735
117 - D1	24.718	45.023	14.846	1:24.587	84.22	1.060	16:07:02.322
118 - D1	24.645	45.135	14.777	1:24.557	84.25	1.030	16:08:26.879
119 - D1	24.608	45.762	14.963	1:25.333	83.49	1.806	16:09:52.212
120 - D1	24.866	45.049	14.869	1:24.784	84.03	1.257	16:11:16.996
121 - D1	24.677	45.245	14.855	1:24.777	84.03	1.250	16:12:41.773
122 - D1	24.737	45.234	14.908	1:24.879	83.93	1.352	16:14:06.652
123 - D1	24.718	45.175	14.801	1:24.694	84.12	1.167	16:15:31.346
124 - D1	24.652	45.042	14.913	1:24.607	84.20	1.080	16:16:55.953
125 - D1	24.867	45.204	14.883	1:24.954	83.86	1.427	16:18:20.907
126 - D1	24.803	44.830	14.920	1:24.553	84.26	1.026	16:19:45.460
127 - D1	24.791	44.650	14.673	1:24.114	84.70	0.587	16:21:09.574

# TCR UK Race Weekend - Donington Park - 9th/10th Sept 2023

## Fun Cup Endurance Championship

### RACE 1 - SECTOR ANALYSIS



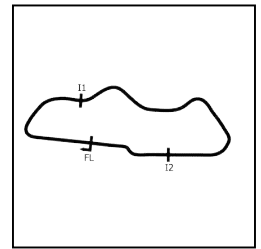
SECTOR 1 = FL to I1, SECTOR 2 = I1 to I2, SECTOR 3 = I2 to FL, DIFF = Difference To Personal Best Lap, P = Crossed Finish Line in Pit Lane, D = Time Disallowed

128 - D1	24.617	44.997	14.857	1:24.471	84.34	0.944	16:22:34.045
129 - D1	24.697	45.045	14.757	1:24.499	84.31	0.972	16:23:58.544
130 - D1	24.523	45.120	14.742	1:24.385	84.43	0.858	16:25:22.929
131 - D1	24.708	45.146	14.833	1:24.687	84.12	1.160	16:26:47.616
132 - D1	24.638	44.865	14.781	1:24.284	84.53	0.757	16:28:11.900
133 - D1	24.544	44.903	14.813	1:24.260	84.55	0.733	16:29:36.160
134 - D1	24.733	44.953	14.773	1:24.459	84.35	0.932	16:31:00.619
135 - D1	24.576	44.786	14.734	1:24.096	84.72	0.569	16:32:24.715
136 - D1	24.618	44.838	15.004	1:24.460	84.35	0.933	16:33:49.175
137 - D1	24.567	44.722	14.713	1:24.002	84.81	0.475	16:35:13.177
138 - D1	24.460	44.656	14.731	1:23.847	84.97	0.320	16:36:37.024
139 - D1	24.449	44.547	15.093	1:24.089	84.72	0.562	16:38:01.113
140 - D1	24.692	44.945	IN PIT	1:26.722	<b>P</b> 82.15	3.195	16:39:27.835
141 - D1	OUTLAP	45.042	14.782	1:53.524	62.75	29.997	16:41:21.359
142 - D1	24.551	44.580	14.831	1:23.962	84.85	0.435	16:42:45.321
143 - D1	24.523	44.534	14.655	1:23.712	<b>(2)</b> 85.10	0.185	16:44:09.033
144 - D1	24.574	45.501	15.048	1:25.123	83.69	1.596	16:45:34.156
145 - D1	25.353	45.211	15.138	1:25.702	83.13	2.175	16:46:59.858
146 - D1	24.899	44.808	14.988	1:24.695	84.12	1.168	16:48:24.553
147 - D1	24.683	44.804	14.796	1:24.283	84.53	0.756	16:49:48.836
148 - D1	24.729	44.609	15.078	1:24.416	84.39	0.889	16:51:13.252
149 - D1	24.935	44.931	14.862	1:24.728	84.08	1.201	16:52:37.980
150 - D1	24.676	44.915	14.872	1:24.463	84.35	0.936	16:54:02.443
151 - D1	24.776	44.881	14.784	1:24.441	84.37	0.914	16:55:26.884
152 - D1	24.618	44.774	15.017	1:24.409	84.40	0.882	16:56:51.293
153 - D1	24.709	44.898	14.939	1:24.546	84.26	1.019	16:58:15.839
154 - D1	24.864	44.940	14.810	1:24.614	84.20	1.087	16:59:40.453
155 - D1	24.678	45.487	14.942	1:25.107	83.71	1.580	17:01:05.560
156 - D1	24.852	44.993	14.868	1:24.713	84.10	1.186	17:02:30.273
157 - D1	24.799	44.951	14.817	1:24.567	84.24	1.040	17:03:54.840
158 - D1	24.910	44.997	14.993	1:24.900	83.91	1.373	17:05:19.740
159 - D1	24.761	45.433	14.906	1:25.100	83.72	1.573	17:06:44.840
160 - D1	25.231	45.975	14.637	1:25.843	82.99	2.316	17:08:10.683
161 - D1	24.805	48.249	16.080	1:29.134	79.93	5.607	17:09:39.817
162 - D1	26.929	48.554	16.404	1:31.887	77.53	8.360	17:11:11.704

# TCR UK Race Weekend - Donington Park - 9th/10th Sept 2023

## Fun Cup Endurance Championship

### RACE 1 - SECTOR ANALYSIS



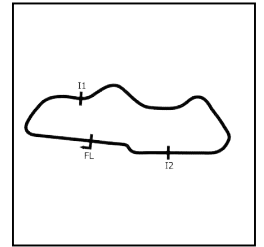
SECTOR 1 = FL to I1, SECTOR 2 = I1 to I2, SECTOR 3 = I2 to FL, DIFF = Difference To Personal Best Lap, P = Crossed Finish Line in Pit Lane, D = Time Disallowed

P3 1		GCI Racing		Fun Cup			
IDEAL LAP TIME : 1:24.015		BEST LAP TIME : 1:24.462		DIFFERENCE : 0.447			
Grahame BUTTERWORTH		Craig BUTTERWORTH		Ian WOOD			
LAP	SECTOR 1	SECTOR 2	SECTOR 3	LAP TIME	MPH	DIFF	TIME OF DAY
1 - D1		45.713	15.696	1:30.387	78.82	5.925	13:11:13.466
2 - D1	25.233	46.069	15.277	1:26.579	82.29	2.117	13:12:40.045
3 - D1	25.212	46.469	15.287	1:26.968	81.92	2.506	13:14:07.013
4 - D1	24.905	45.702	15.661	1:26.268	82.58	1.806	13:15:33.281
5 - D1	24.934	45.442	15.510	1:25.886	82.95	1.424	13:16:59.167
6 - D1	24.810	47.093	18.474	1:30.377	78.83	5.915	13:18:29.544
7 - D1	36.992	1:26.407	30.074	2:33.473	46.42	1:09.011	13:21:03.017
8 - D1	45.429	1:25.868	23.353	2:34.650	46.06	1:10.188	13:23:37.667
9 - D1	24.675	45.243	14.943	1:24.861	83.95	0.399	13:25:02.528
10 - D1	24.763	45.019	15.060	1:24.842	83.97	0.380	13:26:27.370
11 - D1	25.132	46.005	15.016	1:26.153	82.69	1.691	13:27:53.523
12 - D1	24.656	45.174	15.433	1:25.263	83.56	0.801	13:29:18.786
13 - D1	25.007	45.677	15.015	1:25.699	83.13	1.237	13:30:44.485
14 - D1	25.100	45.907	15.020	1:26.027	82.81	1.565	13:32:10.512
15 - D1	25.032	45.388	14.989	1:25.409	83.41	0.947	13:33:35.921
16 - D1	25.384	45.885	15.694	1:26.963	81.92	2.501	13:35:02.884
17 - D1	25.261	45.737	15.251	1:26.249	82.60	1.787	13:36:29.133
18 - D1	24.942	45.893	15.284	1:26.119	82.73	1.657	13:37:55.252
19 - D1	25.357	46.565	15.021	1:26.943	81.94	2.481	13:39:22.195
20 - D1	24.684	45.715	15.765	1:26.164	82.68	1.702	13:40:48.359
21 - D1	24.938	46.055	15.371	1:26.364	82.49	1.902	13:42:14.723
22 - D1	25.080	45.439	14.786	1:25.305	83.51	0.843	13:43:40.028
23 - D1	24.860	45.491	14.784	1:25.135	83.68	0.673	13:45:05.163
24 - D1	24.749	47.369	18.667	1:30.785	78.47	6.323	13:46:35.948
25 - D1	25.968	48.126	14.861	1:28.955	80.09	4.493	13:48:04.903
26 - D1	24.892	45.353	14.939	1:25.184	83.63	0.722	13:49:30.087
27 - D1	24.783	45.695	14.907	1:25.385	83.44	0.923	13:50:55.472
28 - D1	24.762	45.314	14.941	1:25.017	83.80	0.555	13:52:20.489
29 - D1	25.051	45.331	IN PIT	1:26.656	P 82.21	2.194	13:53:47.145
30 - D1	OUTLAP	45.452	14.922	1:54.388	62.28	29.926	13:55:41.533
31 - D1	25.166	46.218	15.000	1:26.384	82.47	1.922	13:57:07.917
32 - D1	24.666	46.117	14.999	1:25.782	83.05	1.320	13:58:33.699
33 - D1	25.019	45.750	15.241	1:26.010	82.83	1.548	13:59:59.709
34 - D1	25.065	46.200	14.910	1:26.175	82.67	1.713	14:01:25.884
35 - D1	24.942	46.092	14.916	1:25.950	82.89	1.488	14:02:51.834
36 - D1	24.774	49.989	17.229	1:31.992	77.44	7.530	14:04:23.826
37 - D1	26.349	57.870	26.569	1:50.788	64.30	26.326	14:06:14.614
38 - D1	46.625	1:25.986	16.403	2:29.014	47.81	1:04.552	14:08:43.628
39 - D1	24.617	45.962	14.914	1:25.493	83.33	1.031	14:10:09.121
40 - D1	24.512	45.609	14.814	1:24.935	83.88	0.473	14:11:34.056
41 - D1	24.826	45.334	15.152	1:25.312	83.51	0.850	14:12:59.368
42 - D1	24.852	45.958	15.073	1:25.883	82.95	1.421	14:14:25.251
43 - D1	24.524	45.498	14.907	1:24.929	83.88	0.467	14:15:50.180
44 - D1	24.736	45.247	14.816	1:24.799	84.01	0.337	14:17:14.979
45 - D1	24.749	46.526	15.739	1:27.014	81.87	2.552	14:18:41.993
46 - D1	24.929	45.831	15.745	1:26.505	82.36	2.043	14:20:08.498
47 - D1	25.059	45.559	14.934	1:25.552	83.27	1.090	14:21:34.050
48 - D1	24.816	45.625	14.758	1:25.199	83.62	0.737	14:22:59.249
49 - D1	24.741	45.435	14.845	1:25.021	83.79	0.559	14:24:24.270
50 - D1	24.657	45.331	14.932	1:24.920	83.89	0.458	14:25:49.190
51 - D1	24.583	45.436	14.772	1:24.791	84.02	0.329	14:27:13.981
52 - D1	25.271	46.339	14.927	1:26.537	82.33	2.075	14:28:40.518
53 - D1	24.708	45.149	14.908	1:24.765	84.05	0.303	14:30:05.283
54 - D1	24.556	47.210	15.435	1:27.201	81.70	2.739	14:31:32.484
55 - D1	24.797	45.275	14.906	1:24.978	83.84	0.516	14:32:57.462
56 - D1	24.806	45.300	14.939	1:25.045	83.77	0.583	14:34:22.507
57 - D1	24.777	45.276	15.071	1:25.124	83.69	0.662	14:35:47.631
58 - D1	25.093	45.510	14.998	1:25.601	83.23	1.139	14:37:13.232
59 - D1	24.670	45.386	14.978	1:25.034	83.78	0.572	14:38:38.266
60 - D1	24.907	45.430	IN PIT	1:26.968	P 81.92	2.506	14:40:05.234
61 - D1	OUTLAP	46.024	15.110	2:06.982	56.10	42.520	14:42:12.216

# TCR UK Race Weekend - Donington Park - 9th/10th Sept 2023

## Fun Cup Endurance Championship

### RACE 1 - SECTOR ANALYSIS



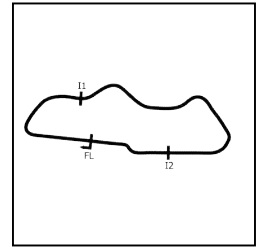
SECTOR 1 = FL to I1, SECTOR 2 = I1 to I2, SECTOR 3 = I2 to FL, DIFF = Difference To Personal Best Lap, P = Crossed Finish Line in Pit Lane, D = Time Disallowed

62 - D1	25.018	45.547	15.204	1:25.769	83.06	1.307	14:43:37.985
63 - D1	24.643	<b>44.921</b>	15.001	1:24.565 (3)	84.25	0.103	14:45:02.550
64 - D1	24.599	45.600	15.819	1:26.018	82.82	1.556	14:46:28.568
65 - D1	24.870	45.497	15.253	1:25.620	83.21	1.158	14:47:54.188
66 - D1	24.947	45.369	15.011	1:25.327	83.49	0.865	14:49:19.515
67 - D1	24.804	46.366	15.108	1:26.278	82.57	1.816	14:50:45.793
68 - D1	25.017	45.432	14.831	1:25.280	83.54	0.818	14:52:11.073
69 - D1	24.665	46.309	15.171	1:26.145	82.70	1.683	14:53:37.218
70 - D1	24.947	45.666	15.089	1:25.702	83.13	1.240	14:55:02.920
71 - D1	24.889	45.567	14.949	1:25.405	83.42	0.943	14:56:28.325
72 - D1	24.814	45.467	14.969	1:25.250	83.57	0.788	14:57:53.575
73 - D1	24.852	45.472	14.974	1:25.298	83.52	0.836	14:59:18.873
74 - D1	24.792	45.724	15.038	1:25.554	83.27	1.092	15:00:44.427
75 - D1	24.895	45.629	15.284	1:25.808	83.03	1.346	15:02:10.235
76 - D1	25.018	45.325	14.858	1:25.201	83.62	0.739	15:03:35.436
77 - D1	24.864	45.487	14.888	1:25.239	83.58	0.777	15:05:00.675
78 - D1	24.808	45.077	15.331	1:25.216	83.60	0.754	15:06:25.891
79 - D1	24.674	45.827	14.989	1:25.490	83.33	1.028	15:07:51.381
80 - D1	25.009	45.785	14.826	1:25.620	83.21	1.158	15:09:17.001
81 - D1	24.653	45.845	14.770	1:25.268	83.55	0.806	15:10:42.269
82 - D1	24.704	44.987	14.799	1:24.490 (2)	84.32	0.028	15:12:06.759
83 - D1	25.120	45.207	15.900	1:26.227	82.62	1.765	15:13:32.986
84 - D1	25.372	45.573	14.926	1:25.871	82.96	1.409	15:14:58.857
85 - D1	24.915	45.352	14.790	1:25.057	83.76	0.595	15:16:23.914
86 - D1	24.767	45.287	14.782	1:24.836	83.98	0.374	15:17:48.750
87 - D1	24.736	45.179	14.735	1:24.650	84.16	0.188	15:19:13.400
88 - D1	24.762	46.077	IN PIT	1:26.907 P	81.98	2.445	15:20:40.307
89 - D1	OUTLAP	45.844	15.331	2:06.775	56.19	42.313	15:22:47.082
90 - D1	25.087	46.882	15.349	1:27.318	81.59	2.856	15:24:14.400
91 - D1	24.732	45.609	15.476	1:25.817	83.02	1.355	15:25:40.217
92 - D1	24.966	46.165	15.214	1:26.345	82.51	1.883	15:27:06.562
93 - D1	25.183	46.485	15.453	1:27.121	81.77	2.659	15:28:33.683
94 - D1	24.810	46.648	15.726	1:27.184	81.71	2.722	15:30:00.867
95 - D1	25.001	45.779	15.185	1:25.965	82.87	1.503	15:31:26.832
96 - D1	24.797	45.589	14.997	1:25.383	83.44	0.921	15:32:52.215
97 - D1	24.892	45.342	15.093	1:25.327	83.49	0.865	15:34:17.542
98 - D1	24.976	46.424	15.520	1:26.920	81.96	2.458	15:35:44.462
99 - D1	25.389	46.003	15.130	1:26.522	82.34	2.060	15:37:10.984
100 - D1	24.666	45.859	16.185	1:26.710	82.16	2.248	15:38:37.694
101 - D1	25.198	46.948	15.330	1:27.476	81.44	3.014	15:40:05.170
102 - D1	24.924	47.993	25.715	1:38.632	72.23	14.170	15:41:43.802
103 - D1	45.220	1:25.365	27.059	2:37.644	45.19	1:13.182	15:44:21.446
104 - D1	42.994	1:24.502	25.613	2:33.109	46.53	1:08.647	15:46:54.555
105 - D1	43.704	1:36.400	15.666	2:35.770	45.73	1:11.308	15:49:30.325
106 - D1	24.733	45.110	15.269	1:25.112	83.70	0.650	15:50:55.437
107 - D1	24.797	45.576	14.643	1:25.016	83.80	0.554	15:52:20.453
108 - D1	24.508	45.397	14.716	1:24.621	84.19	0.159	15:53:45.074
<b>109 - D1</b>	24.667	45.195	<b>14.600</b>	<b>1:24.462 (1)</b>	<b>84.35</b>		<b>15:55:09.536</b>
110 - D1	24.787	45.472	14.943	1:25.202	83.62	0.740	15:56:34.738
111 - D1	24.774	45.333	14.904	1:25.011	83.80	0.549	15:57:59.749
112 - D1	24.763	45.374	14.824	1:24.961	83.85	0.499	15:59:24.710
113 - D1	24.549	45.280	IN PIT	1:27.489 P	81.43	3.027	16:00:52.199
114 - D1	OUTLAP	45.831	15.177	2:24.954	49.15	1:00.492	16:03:17.153
115 - D1	24.995	45.563	14.887	1:25.445	83.38	0.983	16:04:42.598
116 - D1	24.922	45.376	14.936	1:25.234	83.58	0.772	16:06:07.832
117 - D1	24.838	45.619	15.010	1:25.467	83.36	1.005	16:07:33.299
118 - D1	24.884	45.482	15.107	1:25.473	83.35	1.011	16:08:58.772
119 - D1	24.928	45.499	14.962	1:25.389	83.43	0.927	16:10:24.161
120 - D1	24.897	45.349	14.932	1:25.178	83.64	0.716	16:11:49.339
121 - D1	24.823	45.474	15.401	1:25.698	83.13	1.236	16:13:15.037
122 - D1	24.871	45.878	15.071	1:25.820	83.01	1.358	16:14:40.857
123 - D1	24.872	45.864	14.992	1:25.728	83.10	1.266	16:16:06.585
124 - D1	24.858	45.357	15.325	1:25.540	83.29	1.078	16:17:32.125
125 - D1	24.937	44.996	14.945	1:24.878	83.93	0.416	16:18:57.003
126 - D1	24.736	46.033	14.994	1:25.763	83.07	1.301	16:20:22.766
127 - D1	24.697	45.253	15.209	1:25.159	83.66	0.697	16:21:47.925

# TCR UK Race Weekend - Donington Park - 9th/10th Sept 2023

## Fun Cup Endurance Championship

### RACE 1 - SECTOR ANALYSIS



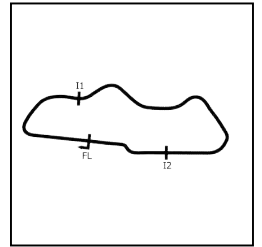
SECTOR 1 = FL to I1, SECTOR 2 = I1 to I2, SECTOR 3 = I2 to FL, DIFF = Difference To Personal Best Lap, P = Crossed Finish Line in Pit Lane, D = Time Disallowed

128 - D1	24.896	45.747	15.342	1:25.985	82.85	1.523	16:23:13.910
129 - D1	25.007	45.557	15.107	1:25.671	83.16	1.209	16:24:39.581
130 - D1	24.945	45.639	15.088	1:25.672	83.16	1.210	16:26:05.253
131 - D1	24.964	45.738	16.668	1:27.370	81.54	2.908	16:27:32.623
132 - D1	25.534	45.327	15.335	1:26.196	82.65	1.734	16:28:58.819
133 - D1	24.942	45.097	15.054	1:25.093	83.72	0.631	16:30:23.912
134 - D1	24.888	45.782	IN PIT	1:28.429	<b>P</b> 80.56	3.967	16:31:52.341
135 - D1	OUTLAP	45.612	14.985	2:00.847	58.95	36.385	16:33:53.188
136 - D1	25.013	46.153	14.966	1:26.132	82.71	1.670	16:35:19.320
137 - D1	24.835	45.722	15.010	1:25.567	83.26	1.105	16:36:44.887
138 - D1	24.899	45.808	14.962	1:25.669	83.16	1.207	16:38:10.556
139 - D1	25.128	45.844	15.001	1:25.973	82.87	1.511	16:39:36.529
140 - D1	24.990	45.952	15.421	1:26.363	82.49	1.901	16:41:02.892
141 - D1	24.862	46.001	15.264	1:26.127	82.72	1.665	16:42:29.019
142 - D1	24.898	45.850	15.113	1:25.861	82.97	1.399	16:43:54.880
143 - D1	25.086	45.349	14.915	1:25.350	83.47	0.888	16:45:20.230
144 - D1	24.727	45.248	14.872	1:24.847	83.97	0.385	16:46:45.077
145 - D1	25.661	45.702	14.978	1:26.341	82.51	1.879	16:48:11.418
146 - D1	24.857	45.601	14.944	1:25.402	83.42	0.940	16:49:36.820
147 - D1	24.905	45.554	14.871	1:25.330	83.49	0.868	16:51:02.150
148 - D1	24.779	45.664	15.129	1:25.572	83.25	1.110	16:52:27.722
149 - D1	25.108	45.822	14.940	1:25.870	82.97	1.408	16:53:53.592
150 - D1	25.134	46.837	15.525	1:27.496	81.42	3.034	16:55:21.088
151 - D1	25.342	46.255	15.339	1:26.936	81.95	2.474	16:56:48.024
152 - D1	25.657	45.765	16.133	1:27.555	81.37	3.093	16:58:15.579
153 - D1	25.626	45.397	14.899	1:25.922	82.91	1.460	16:59:41.501
154 - D1	24.593	45.445	15.203	1:25.241	83.58	0.779	17:01:06.742
155 - D1	24.766	45.440	14.972	1:25.178	83.64	0.716	17:02:31.920
156 - D1	24.821	45.160	15.287	1:25.268	83.55	0.806	17:03:57.188
157 - D1	<b>24.494</b>	45.340	15.112	1:24.946	83.87	0.484	17:05:22.134
158 - D1	24.782	45.367	15.074	1:25.223	83.59	0.761	17:06:47.357
159 - D1	24.764	45.694	15.013	1:25.471	83.35	1.009	17:08:12.828
160 - D1	24.801	45.362	15.076	1:25.239	83.58	0.777	17:09:38.067
161 - D1	24.880	45.626	15.366	1:25.872	82.96	1.410	17:11:03.939

# TCR UK Race Weekend - Donington Park - 9th/10th Sept 2023

## Fun Cup Endurance Championship

### RACE 1 - SECTOR ANALYSIS



SECTOR 1 = FL to I1, SECTOR 2 = I1 to I2, SECTOR 3 = I2 to FL, DIFF = Difference To Personal Best Lap, P = Crossed Finish Line in Pit Lane, D = Time Disallowed

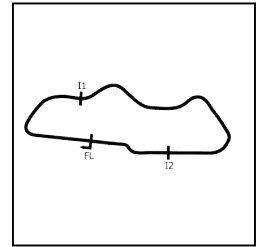
P4 103		AxiaMetrics / GRD Racing		Fun Cup			
IDEAL LAP TIME : 1:23.380		BEST LAP TIME : 1:23.549		DIFFERENCE : 0.169			
Neil BURROUGHS		Simon RUDD		Chris WEATHERILL			
LAP	SECTOR 1	SECTOR 2	SECTOR 3	LAP TIME	MPH	DIFF	TIME OF DAY
1 - D1		46.295	15.495	1:33.160	76.47	9.611	13:11:16.239
2 - D1		46.595	16.086	1:27.421	81.49	3.872	13:12:43.660
3 - D1	25.242	46.836	15.388	1:27.466	81.45	3.917	13:14:11.126
4 - D1	24.759	45.701	15.178	1:25.638	83.19	2.089	13:15:36.764
5 - D1	24.376	45.764	15.318	1:25.458	83.37	1.909	13:17:02.222
6 - D1	24.396	46.316	18.215	1:28.927	80.11	5.378	13:18:31.149
7 - D1	37.096	1:26.422	29.840	2:33.358	46.45	1:09.809	13:21:04.507
8 - D1	45.371	1:25.900	23.318	2:34.589	46.08	1:11.040	13:23:39.096
9 - D1	24.594	45.196	14.708	1:24.498	84.31	0.949	13:25:03.594
10 - D1	24.270	44.644	15.095	1:24.009	84.80	0.460	13:26:27.603
11 - D1	24.686	45.562	14.742	1:24.990	83.82	1.441	13:27:52.593
12 - D1	24.549	45.000	14.703	1:24.252	84.56	0.703	13:29:16.845
13 - D1	24.500	44.854	15.487	1:24.841	83.97	1.292	13:30:41.686
14 - D1	24.559	45.035	14.884	1:24.478	84.33	0.929	13:32:06.164
15 - D1	24.555	44.797	14.693	1:24.045	84.77	0.496	13:33:30.209
16 - D1	24.723	45.190	14.840	1:24.753	84.06	1.204	13:34:54.962
17 - D1	24.656	45.052	14.804	1:24.512	84.30	0.963	13:36:19.474
18 - D1	24.796	44.874	14.805	1:24.475	84.34	0.926	13:37:43.949
19 - D1	24.550	45.028	14.761	1:24.339	84.47	0.790	13:39:08.288
20 - D1	24.606	45.215	15.739	1:25.560	83.27	2.011	13:40:33.848
21 - D1	24.718	45.769	15.433	1:25.920	82.92	2.371	13:41:59.768
22 - D1	24.610	45.132	14.816	1:24.558	84.25	1.009	13:43:24.326
23 - D1	24.749	45.340	14.945	1:25.034	83.78	1.485	13:44:49.360
24 - D1	24.694	45.359	14.849	1:24.902	83.91	1.353	13:46:14.262
25 - D1	24.677	45.275	14.852	1:24.804	84.01	1.255	13:47:39.066
26 - D1	24.715	44.976	14.874	1:24.565	84.25	1.016	13:49:03.631
27 - D1	24.738	45.077	14.963	1:24.778	84.03	1.229	13:50:28.409
28 - D1	24.684	45.177	14.812	1:24.673	84.14	1.124	13:51:53.082
29 - D1	24.634	45.163	14.919	1:24.716	84.10	1.167	13:53:17.798
30 - D1	24.721	45.471	IN PIT	1:27.387	P 81.52	3.838	13:54:45.185
31 - D1	OUTLAP	46.577	15.779	2:05.120	56.94	41.571	13:56:50.305
32 - D1	25.106	46.101	15.536	1:26.743	82.13	3.194	13:58:17.048
33 - D1	24.882	46.452	15.295	1:26.629	82.24	3.080	13:59:43.677
34 - D1	25.022	46.360	15.242	1:26.624	82.24	3.075	14:01:10.301
35 - D1	24.934	46.483	15.651	1:27.068	81.82	3.519	14:02:37.369
36 - D1	25.114	46.588	15.492	1:27.194	81.71	3.645	14:04:04.563
37 - D1	25.233	1:13.987	27.455	2:06.675	56.24	43.126	14:06:11.238
38 - D1	47.238	1:25.701	15.940	2:28.879	47.85	1:05.330	14:08:40.117
39 - D1	24.554	46.013	15.465	1:26.032	82.81	2.483	14:10:06.149
40 - D1	24.955	45.783	15.505	1:26.243	82.61	2.694	14:11:32.392
41 - D1	24.819	45.293	15.160	1:25.272	83.55	1.723	14:12:57.664
42 - D1	24.898	45.609	15.431	1:25.938	82.90	2.389	14:14:23.602
43 - D1	24.920	45.428	15.121	1:25.469	83.35	1.920	14:15:49.071
44 - D1	24.888	45.536	15.142	1:25.566	83.26	2.017	14:17:14.637
45 - D1	25.282	46.086	15.485	1:26.853	82.03	3.304	14:18:41.490
46 - D1	25.977	45.891	15.771	1:27.639	81.29	4.090	14:20:09.129
47 - D1	25.197	47.258	15.150	1:27.605	81.32	4.056	14:21:36.734
48 - D1	24.634	45.704	15.130	1:25.468	83.36	1.919	14:23:02.202
49 - D1	24.679	45.360	15.041	1:25.080	83.74	1.531	14:24:27.282
50 - D1	24.944	45.205	15.075	1:25.224	83.59	1.675	14:25:52.506
51 - D1	24.822	45.302	15.006	1:25.130	83.69	1.581	14:27:17.636
52 - D1	24.778	45.259	15.079	1:25.116	83.70	1.567	14:28:42.752
53 - D1	24.662	46.194	15.886	1:26.742	82.13	3.193	14:30:09.494
54 - D1	24.922	49.064	15.401	1:29.387	79.70	5.838	14:31:38.881
55 - D1	24.951	45.832	IN PIT	1:28.013	P 80.94	4.464	14:33:06.894
56 - D1	OUTLAP	45.893	15.292	2:21.289	50.42	57.740	14:35:28.183
57 - D1	25.009	45.878	15.268	1:26.155	82.69	2.606	14:36:54.338
58 - D1	25.015	46.043	15.146	1:26.204	82.64	2.655	14:38:20.542
59 - D1	24.974	46.663	15.285	1:26.922	81.96	3.373	14:39:47.464
60 - D1	24.574	45.161	15.097	1:24.832	83.98	1.283	14:41:12.296
61 - D1	24.941	45.661	15.115	1:25.717	83.11	2.168	14:42:38.013



# TCR UK Race Weekend - Donington Park - 9th/10th Sept 2023

## Fun Cup Endurance Championship

### RACE 1 - SECTOR ANALYSIS



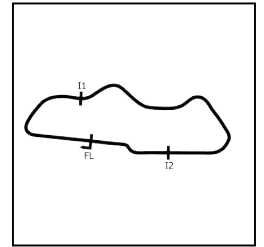
SECTOR 1 = FL to I1, SECTOR 2 = I1 to I2, SECTOR 3 = I2 to FL, DIFF = Difference To Personal Best Lap, P = Crossed Finish Line in Pit Lane, D = Time Disallowed

62 - D1	24.784	45.489	15.145	1:25.418	83.40	1.869	14:44:03.431
63 - D1	25.272	45.120	15.346	1:25.738	83.09	2.189	14:45:29.169
64 - D1	24.588	45.123	15.245	1:24.956	83.86	1.407	14:46:54.125
65 - D1	24.806	45.240	15.176	1:25.222	83.60	1.673	14:48:19.347
66 - D1	24.609	45.194	15.050	1:24.853	83.96	1.304	14:49:44.200
67 - D1	24.774	45.215	IN PIT	1:26.813	P 82.06	3.264	14:51:11.013
68 - D1	OUTLAP	45.624	15.119	1:52.214	63.49	28.665	14:53:03.227
69 - D1	24.798	45.828	15.119	1:25.745	83.09	2.196	14:54:28.972
70 - D1	24.765	45.571	15.039	1:25.375	83.45	1.826	14:55:54.347
71 - D1	24.737	45.882	15.035	1:25.654	83.17	2.105	14:57:20.001
72 - D1	24.859	45.524	14.995	1:25.378	83.44	1.829	14:58:45.379
73 - D1	24.544	46.103	15.047	1:25.694	83.14	2.145	15:00:11.073
74 - D1	24.605	45.477	15.016	1:25.098	83.72	1.549	15:01:36.171
75 - D1	24.708	45.090	14.888	1:24.686	84.13	1.137	15:03:00.857
76 - D1	24.532	45.652	14.967	1:25.151	83.67	1.602	15:04:26.008
77 - D1	24.760	45.342	15.802	1:25.904	82.93	2.355	15:05:51.912
78 - D1	25.645	47.147	14.819	1:27.611	81.32	4.062	15:07:19.523
79 - D1	25.020	45.430	15.038	1:25.488	83.34	1.939	15:08:45.011
80 - D1	24.505	46.687	14.903	1:26.095	82.75	2.546	15:10:11.106
81 - D1	24.565	45.330	15.027	1:24.922	83.89	1.373	15:11:36.028
82 - D1	24.892	45.418	14.984	1:25.294	83.53	1.745	15:13:01.322
83 - D1	24.803	45.576	14.937	1:25.316	83.50	1.767	15:14:26.638
84 - D1	24.717	45.100	15.014	1:24.831	83.98	1.282	15:15:51.469
85 - D1	24.685	46.078	14.934	1:25.697	83.13	2.148	15:17:17.166
86 - D1	24.686	45.217	14.946	1:24.849	83.96	1.300	15:18:42.015
87 - D1	24.776	44.907	14.953	1:24.636	84.17	1.087	15:20:06.651
88 - D1	25.200	45.204	IN PIT	1:26.861	P 82.02	3.312	15:21:33.512
89 - D1	OUTLAP	45.745	15.161	1:55.908	61.46	32.359	15:23:29.420
90 - D1	24.921	45.749	15.324	1:25.994	82.85	2.445	15:24:55.414
91 - D1	24.830	45.384	15.116	1:25.330	83.49	1.781	15:26:20.744
92 - D1	24.913	45.195	15.443	1:25.551	83.27	2.002	15:27:46.295
93 - D1	24.911	45.348	15.315	1:25.574	83.25	2.025	15:29:11.869
94 - D1	24.821	45.444	16.029	1:26.294	82.56	2.745	15:30:38.163
95 - D1	24.953	45.533	15.337	1:25.823	83.01	2.274	15:32:03.986
96 - D1	25.448	45.272	15.305	1:26.025	82.82	2.476	15:33:30.011
97 - D1	24.925	45.525	15.493	1:25.943	82.89	2.394	15:34:55.954
98 - D1	24.869	45.302	15.177	1:25.348	83.47	1.799	15:36:21.302
99 - D1	24.926	45.265	15.276	1:25.467	83.36	1.918	15:37:46.769
100 - D1	24.870	46.092	16.568	1:27.530	81.39	3.981	15:39:14.299
101 - D1	29.879	1:25.038	27.269	2:22.186	50.10	58.637	15:41:36.485
102 - D1	45.178	1:25.778	26.410	2:37.366	45.27	1:13.817	15:44:13.851
103 - D1	44.480	1:24.086	25.914	2:34.480	46.12	1:10.931	15:46:48.331
104 - D1	43.937	1:36.487	15.665	2:36.089	45.64	1:12.540	15:49:24.420
105 - D1	24.557	45.405	15.299	1:25.261	83.56	1.712	15:50:49.681
106 - D1	24.730	45.476	14.956	1:25.162	83.65	1.613	15:52:14.843
107 - D1	24.710	45.455	IN PIT	1:27.107	P 81.79	3.558	15:53:41.950
108 - D1	OUTLAP	46.441	14.947	2:14.944	52.79	51.395	15:55:56.894
109 - D1	24.667	45.035	14.907	1:24.609	84.20	1.060	15:57:21.503
110 - D1	24.591	44.832	14.791	1:24.214	84.60	0.665	15:58:45.717
111 - D1	24.380	44.917	14.937	1:24.234	84.58	0.685	16:00:09.951
112 - D1	24.708	45.264	14.882	1:24.854	83.96	1.305	16:01:34.805
113 - D1	24.614	44.969	14.851	1:24.434	84.38	0.885	16:02:59.239
114 - D1	24.577	45.065	14.839	1:24.481	84.33	0.932	16:04:23.720
115 - D1	24.513	45.086	14.863	1:24.462	84.35	0.913	16:05:48.182
116 - D1	24.624	45.186	14.812	1:24.622	84.19	1.073	16:07:12.804
117 - D1	24.484	44.795	14.790	1:24.069	84.74	0.520	16:08:36.873
118 - D1	24.450	44.866	14.958	1:24.274	84.54	0.725	16:10:01.147
119 - D1	24.341	46.122	14.892	1:25.355	83.47	1.806	16:11:26.502
120 - D1	24.565	45.289	14.829	1:24.683	84.13	1.134	16:12:51.185
121 - D1	24.714	45.050	14.796	1:24.560	84.25	1.011	16:14:15.745
122 - D1	24.746	45.142	15.639	1:25.527	83.30	1.978	16:15:41.272
123 - D1	24.727	45.288	14.759	1:24.774	84.04	1.225	16:17:06.046
124 - D1	24.613	44.981	14.816	1:24.410	84.40	0.861	16:18:30.456
125 - D1	24.537	44.838	14.857	1:24.232	84.58	0.683	16:19:54.688
126 - D1	24.561	44.938	14.842	1:24.341	84.47	0.792	16:21:19.029
127 - D1	24.603	45.066	14.970	1:24.639	84.17	1.090	16:22:43.668

# TCR UK Race Weekend - Donington Park - 9th/10th Sept 2023

## Fun Cup Endurance Championship

### RACE 1 - SECTOR ANALYSIS



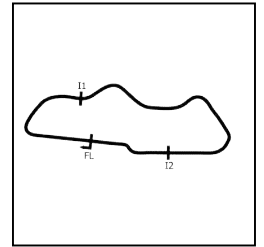
SECTOR 1 = FL to I1, SECTOR 2 = I1 to I2, SECTOR 3 = I2 to FL, DIFF = Difference To Personal Best Lap, P = Crossed Finish Line in Pit Lane, D = Time Disallowed

128 - D1	24.586	44.973	15.113	1:24.672	84.14	1.123	16:24:08.340
129 - D1	24.481	44.841	14.794	1:24.116	84.70	0.567	16:25:32.456
130 - D1	24.505	44.838	15.545	1:24.888	83.92	1.339	16:26:57.344
131 - D1	24.791	45.001	14.983	1:24.775	84.04	1.226	16:28:22.119
132 - D1	24.569	45.060	15.014	1:24.643	84.17	1.094	16:29:46.762
133 - D1	24.712	45.200	14.930	1:24.842	83.97	1.293	16:31:11.604
134 - D1	24.656	45.198	14.962	1:24.816	84.00	1.267	16:32:36.420
135 - D1	24.574	45.089	15.051	1:24.714	84.10	1.165	16:34:01.134
136 - D1	24.618	45.033	14.885	1:24.536	84.27	0.987	16:35:25.670
137 - D1	24.650	45.052	14.874	1:24.576	84.23	1.027	16:36:50.246
138 - D1	24.559	44.823	14.759	1:24.141	84.67	0.592	16:38:14.387
<b>139 - D1</b>	<b>24.439</b>	<b>44.471</b>	<b>14.639</b>	<b>1:23.549 (1)</b>	<b>85.27</b>		<b>16:39:37.936</b>
140 - D1	24.371	45.073	IN PIT	1:26.499	<b>P</b> 82.36	2.950	16:41:04.435
141 - D1	OUTLAP	45.833	15.141	2:06.885	56.15	43.336	16:43:11.320
142 - D1	24.697	45.207	15.045	1:24.949	83.86	1.400	16:44:36.269
143 - D1	24.661	45.206	15.111	1:24.978	83.84	1.429	16:46:01.247
144 - D1	25.041	44.848	14.974	1:24.863	83.95	1.314	16:47:26.110
145 - D1	24.637	45.062	15.003	1:24.702	84.11	1.153	16:48:50.812
146 - D1	25.629	44.950	14.893	1:25.472	83.35	1.923	16:50:16.284
147 - D1	24.793	44.773	15.062	1:24.628	84.18	1.079	16:51:40.912
148 - D1	24.476	44.542	15.191	1:24.209	84.60	0.660	16:53:05.121
149 - D1	24.699	44.884	14.862	1:24.445	84.37	0.896	16:54:29.566
150 - D1	24.724	45.139	14.962	1:24.825	83.99	1.276	16:55:54.391
151 - D1	24.890	44.930	14.912	1:24.732	84.08	1.183	16:57:19.123
152 - D1	24.538	44.865	14.913	1:24.316	84.49	0.767	16:58:43.439
153 - D1	24.535	44.557	14.906	1:23.998	<b>(2)</b> 84.81	0.449	17:00:07.437
154 - D1	24.594	45.208	14.847	1:24.649	84.16	1.100	17:01:32.086
155 - D1	24.632	45.137	15.016	1:24.785	84.03	1.236	17:02:56.871
156 - D1	24.615	45.162	15.012	1:24.789	84.02	1.240	17:04:21.660
157 - D1	24.456	44.674	15.013	1:24.143	84.67	0.594	17:05:45.803
158 - D1	24.573	44.569	14.860	1:24.002	<b>(3)</b> 84.81	0.453	17:07:09.805
159 - D1	25.129	45.474	15.303	1:25.906	82.93	2.357	17:08:35.711
160 - D1	24.628	45.178	14.959	1:24.765	84.05	1.216	17:10:00.476
161 - D1	25.086	45.688	15.045	1:25.819	83.01	2.270	17:11:26.295

# TCR UK Race Weekend - Donington Park - 9th/10th Sept 2023

## Fun Cup Endurance Championship

### RACE 1 - SECTOR ANALYSIS



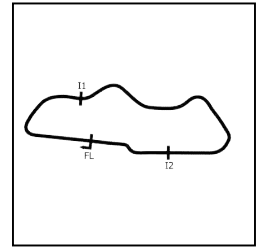
SECTOR 1 = FL to I1, SECTOR 2 = I1 to I2, SECTOR 3 = I2 to FL, DIFF = Difference To Personal Best Lap, P = Crossed Finish Line in Pit Lane, D = Time Disallowed

P5 170 M		Team Viking & Ursus Capital Racing			Fun Cup		
IDEAL LAP TIME : 1:24.236		BEST LAP TIME : 1:24.638		DIFFERENCE : 0.402			
Mark HOLME		Colin KINGSNORTH (M)					
LAP	SECTOR 1	SECTOR 2	SECTOR 3	LAP TIME	MPH	DIFF	TIME OF DAY
1 - D1		49.801	16.753	1:38.896	72.04	14.258	13:11:21.975
2 - D1	25.042	45.139	15.248	1:25.429	83.39	0.791	13:12:47.404
3 - D1	24.889	45.373	15.317	1:25.579	83.25	0.941	13:14:12.983
4 - D1	25.072	46.560	15.247	1:26.879	82.00	2.241	13:15:39.862
5 - D1	24.553	45.819	15.517	1:25.889	82.95	1.251	13:17:05.751
6 - D1	24.527	47.575	19.716	1:31.818	77.59	7.180	13:18:37.569
7 - D1	36.057	1:28.959	30.201	2:35.217	45.90	1:10.579	13:21:12.786
8 - D1	42.567	1:25.904	24.063	2:32.534	46.70	1:07.896	13:23:45.320
9 - D1	24.651	45.210	15.031	1:24.892	83.92	0.254	13:25:10.212
10 - D1	24.592	45.423	14.946	1:24.961	83.85	0.323	13:26:35.173
11 - D1	24.614	45.890	15.640	1:26.144	82.70	1.506	13:28:01.317
12 - D1	24.845	45.161	15.479	1:25.485	83.34	0.847	13:29:26.802
13 - D1	24.761	45.132	15.094	1:24.987	83.83	0.349	13:30:51.789
14 - D1	24.793	45.481	15.079	1:25.353	83.47	0.715	13:32:17.142
15 - D1	24.476	45.110	15.070	1:24.656 (3)	84.15	0.018	13:33:41.798
16 - D1	24.660	45.125	15.177	1:24.962	83.85	0.324	13:35:06.760
17 - D1	24.649	45.522	14.934	1:25.105	83.71	0.467	13:36:31.865
18 - D1	24.688	45.099	15.214	1:25.001	83.81	0.363	13:37:56.866
19 - D1	24.723	46.812	15.695	1:27.230	81.67	2.592	13:39:24.096
20 - D1	24.615	45.735	15.930	1:26.280	82.57	1.642	13:40:50.376
21 - D1	24.579	45.470	14.917	1:24.966	83.85	0.328	13:42:15.342
22 - D1	24.853	45.997	15.338	1:26.188	82.66	1.550	13:43:41.530
23 - D1	24.857	45.633	14.979	1:25.469	83.35	0.831	13:45:06.999
24 - D1	24.734	45.888	15.431	1:26.053	82.79	1.415	13:46:33.052
25 - D1	24.773	45.986	15.075	1:25.834	83.00	1.196	13:47:58.886
26 - D1	24.903	45.658	15.146	1:25.707	83.12	1.069	13:49:24.593
27 - D1	24.771	45.273	14.973	1:25.017	83.80	0.379	13:50:49.610
28 - D1	24.814	45.478	14.987	1:25.279	83.54	0.641	13:52:14.889
29 - D1	24.716	45.451	15.369	1:25.536	83.29	0.898	13:53:40.425
30 - D1	25.006	46.003	IN PIT	1:27.082 P	81.81	2.444	13:55:07.507
31 - D1	OUTLAP	46.050	15.771	2:09.585	54.98	44.947	13:57:17.092
32 - D1	25.359	45.996	16.024	1:27.379	81.53	2.741	13:58:44.471
33 - D1	25.516	46.217	15.122	1:26.855	82.02	2.217	14:00:11.326
34 - D1	24.969	46.620	15.140	1:26.729	82.14	2.091	14:01:38.055
35 - D1	24.889	45.648	15.158	1:25.695	83.13	1.057	14:03:03.750
36 - D1	24.987	46.405	15.851	1:27.243	81.66	2.605	14:04:30.993
37 - D1	25.517	55.317	27.382	1:48.216	65.83	23.578	14:06:19.209
38 - D1	45.026	1:26.502	16.805	2:28.333	48.03	1:03.695	14:08:47.542
39 - D1	25.572	46.074	15.887	1:27.533	81.39	2.895	14:10:15.075
40 - D1	24.692	44.964	15.566	1:25.222	83.60	0.584	14:11:40.297
41 - D1	24.697	45.715	15.289	1:25.701	83.13	1.063	14:13:05.998
42 - D1	25.012	45.637	15.262	1:25.911	82.93	1.273	14:14:31.909
43 - D1	24.773	45.193	15.135	1:25.101	83.71	0.463	14:15:57.010
44 - D1	24.619	45.320	16.147	1:26.086	82.76	1.448	14:17:23.096
45 - D1	25.159	45.973	15.248	1:26.380	82.48	1.742	14:18:49.476
46 - D1	24.881	45.951	15.206	1:26.038	82.80	1.400	14:20:15.514
47 - D1	25.063	45.489	15.127	1:25.679	83.15	1.041	14:21:41.193
48 - D1	24.881	45.762	15.251	1:25.894	82.94	1.256	14:23:07.087
49 - D1	24.909	45.642	15.314	1:25.865	82.97	1.227	14:24:32.952
50 - D1	24.844	45.517	15.249	1:25.610	83.22	0.972	14:25:58.562
51 - D1	24.842	46.023	15.265	1:26.130	82.71	1.492	14:27:24.692
52 - D1	24.898	45.971	15.197	1:26.066	82.78	1.428	14:28:50.758
53 - D1	24.816	48.463	15.125	1:28.404	80.59	3.766	14:30:19.162
54 - D1	24.940	45.906	15.202	1:26.048	82.79	1.410	14:31:45.210
55 - D1	24.875	46.307	14.939	1:26.121	82.72	1.483	14:33:11.331
56 - D1	24.794	45.264	IN PIT	1:26.813 P	82.06	2.175	14:34:38.144
57 - D1	OUTLAP	46.184	15.116	2:06.294	56.41	41.656	14:36:44.438
58 - D1	24.923	46.024	15.125	1:26.072	82.77	1.434	14:38:10.510
59 - D1	25.065	45.611	15.118	1:25.794	83.04	1.156	14:39:36.304
60 - D1	24.980	45.336	15.112	1:25.428	83.39	0.790	14:41:01.732
61 - D1	25.386	45.736	15.120	1:26.242	82.61	1.604	14:42:27.974

# TCR UK Race Weekend - Donington Park - 9th/10th Sept 2023

## Fun Cup Endurance Championship

### RACE 1 - SECTOR ANALYSIS



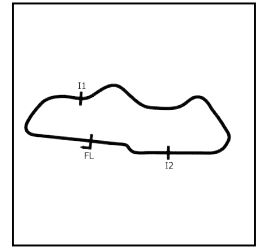
SECTOR 1 = FL to I1, SECTOR 2 = I1 to I2, SECTOR 3 = I2 to FL, DIFF = Difference To Personal Best Lap, P = Crossed Finish Line in Pit Lane, D = Time Disallowed

62 - D1	25.274	45.625	15.102	1:26.001	82.84	1.363	14:43:53.975
63 - D1	25.034	45.991	15.129	1:26.154	82.69	1.516	14:45:20.129
64 - D1	25.000	46.210	15.161	1:26.371	82.48	1.733	14:46:46.500
65 - D1	24.962	45.812	15.113	1:25.887	82.95	1.249	14:48:12.387
66 - D1	24.959	45.693	15.059	1:25.711	83.12	1.073	14:49:38.098
67 - D1	24.842	45.581	14.999	1:25.422	83.40	0.784	14:51:03.520
68 - D1	24.902	45.639	15.115	1:25.656	83.17	1.018	14:52:29.176
69 - D1	24.915	45.645	15.235	1:25.795	83.04	1.157	14:53:54.971
70 - D1	24.925	45.569	15.116	1:25.610	83.22	0.972	14:55:20.581
71 - D1	24.892	45.644	15.010	1:25.546	83.28	0.908	14:56:46.127
72 - D1	24.819	45.298	14.936	1:25.053	83.76	0.415	14:58:11.180
73 - D1	24.841	45.130	15.371	1:25.342	83.48	0.704	14:59:36.522
74 - D1	24.759	45.961	15.492	1:26.212	82.64	1.574	15:01:02.734
75 - D1	24.797	45.212	15.261	1:25.270	83.55	0.632	15:02:28.004
76 - D1	25.115	45.855	15.135	1:26.105	82.74	1.467	15:03:54.109
77 - D1	24.973	47.164	15.079	1:27.216	81.68	2.578	15:05:21.325
78 - D1	24.779	45.139	15.038	1:24.956	83.86	0.318	15:06:46.281
79 - D1	24.666	45.077	14.897	1:24.640 (2)	84.17	0.002	15:08:10.921
80 - D1	25.502	45.617	15.135	1:26.254	82.60	1.616	15:09:37.175
81 - D1	24.590	47.313	15.220	1:27.123	81.77	2.485	15:11:04.298
82 - D1	24.879	45.353	15.034	1:25.266	83.55	0.628	15:12:29.564
83 - D1	24.760	45.652	IN PIT	1:27.029 P	81.86	2.391	15:13:56.593
84 - D1	OUTLAP	46.376	15.168	2:12.733	53.67	48.095	15:16:09.326
85 - D1	25.325	45.874	15.037	1:26.236	82.61	1.598	15:17:35.562
86 - D1	24.985	45.656	15.190	1:25.831	83.00	1.193	15:19:01.393
87 - D1	24.902	45.750	15.003	1:25.655	83.17	1.017	15:20:27.048
88 - D1	24.827	45.551	15.029	1:25.407	83.41	0.769	15:21:52.455
89 - D1	24.709	45.375	15.522	1:25.606	83.22	0.968	15:23:18.061
90 - D1	25.067	46.248	15.175	1:26.490	82.37	1.852	15:24:44.551
91 - D1	24.920	45.820	15.053	1:25.793	83.04	1.155	15:26:10.344
92 - D1	24.886	45.641	15.135	1:25.662	83.17	1.024	15:27:36.006
93 - D1	24.904	45.573	15.136	1:25.613	83.21	0.975	15:29:01.619
94 - D1	24.964	45.715	15.094	1:25.773	83.06	1.135	15:30:27.392
95 - D1	24.963	45.792	15.103	1:25.858	82.98	1.220	15:31:53.250
96 - D1	24.812	45.571	15.163	1:25.546	83.28	0.908	15:33:18.796
97 - D1	24.928	45.624	15.075	1:25.627	83.20	0.989	15:34:44.423
98 - D1	24.940	45.470	15.120	1:25.530	83.29	0.892	15:36:09.953
99 - D1	24.963	45.688	15.111	1:25.762	83.07	1.124	15:37:35.715
100 - D1	25.206	46.248	14.960	1:26.414	82.44	1.776	15:39:02.129
101 - D1	36.170	1:28.559	27.258	2:31.987	46.87	1:07.349	15:41:34.116
102 - D1	45.968	1:25.207	26.288	2:37.463	45.24	1:12.825	15:44:11.579
103 - D1	44.420	1:24.668	25.699	2:34.787	46.02	1:10.149	15:46:46.366
104 - D1	44.218	1:36.215	15.460	2:35.893	45.70	1:11.255	15:49:22.259
105 - D1	24.583	45.238	15.001	1:24.822	83.99	0.184	15:50:47.081
106 - D1	24.610	45.455	14.992	1:25.057	83.76	0.419	15:52:12.138
107 - D1	24.564	45.250	15.170	1:24.984	83.83	0.346	15:53:37.122
108 - D1	24.630	45.232	15.629	1:25.491	83.33	0.853	15:55:02.613
109 - D1	25.480	45.515	15.029	1:26.024	82.82	1.386	15:56:28.637
110 - D1	24.807	45.199	15.060	1:25.066	83.75	0.428	15:57:53.703
111 - D1	24.759	45.108	14.843	1:24.710	84.10	0.072	15:59:18.413
112 - D1	24.992	45.398	IN PIT	1:27.231 P	81.67	2.593	16:00:45.644
113 - D1	OUTLAP	45.785	14.974	2:05.096	56.95	40.458	16:02:50.740
114 - D1	25.062	45.833	15.170	1:26.065	82.78	1.427	16:04:16.805
115 - D1	24.988	45.601	15.125	1:25.714	83.12	1.076	16:05:42.519
116 - D1	25.018	45.779	15.057	1:25.854	82.98	1.216	16:07:08.373
117 - D1	25.031	45.956	15.096	1:26.083	82.76	1.445	16:08:34.456
118 - D1	24.970	45.555	15.036	1:25.561	83.26	0.923	16:10:00.017
119 - D1	24.768	46.920	15.252	1:26.940	81.94	2.302	16:11:26.957
120 - D1	24.812	45.152	15.358	1:25.322	83.50	0.684	16:12:52.279
121 - D1	25.148	45.352	14.910	1:25.410	83.41	0.772	16:14:17.689
122 - D1	24.719	45.335	16.107	1:26.161	82.68	1.523	16:15:43.850
123 - D1	24.868	45.059	15.048	1:24.975	83.84	0.337	16:17:08.825
124 - D1	24.747	45.168	14.991	1:24.906	83.91	0.268	16:18:33.731
125 - D1	24.596	45.274	15.126	1:24.996	83.82	0.358	16:19:58.727
126 - D1	24.642	45.666	14.933	1:25.241	83.58	0.603	16:21:23.968
127 - D1	24.855	44.987	14.796	1:24.638 (1)	84.17		16:22:48.606

# TCR UK Race Weekend - Donington Park - 9th/10th Sept 2023

## Fun Cup Endurance Championship

### RACE 1 - SECTOR ANALYSIS



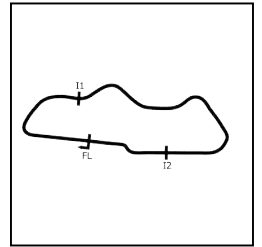
SECTOR 1 = FL to I1, SECTOR 2 = I1 to I2, SECTOR 3 = I2 to FL, DIFF = Difference To Personal Best Lap, P = Crossed Finish Line in Pit Lane, D = Time Disallowed

128 - D1	24.550	45.025	15.233	1:24.808	84.00	0.170	16:24:13.414
129 - D1	24.963	45.191	15.305	1:25.459	83.36	0.821	16:25:38.873
130 - D1	24.717	45.419	14.965	1:25.101	83.71	0.463	16:27:03.974
131 - D1	24.604	45.373	15.530	1:25.507	83.32	0.869	16:28:29.481
132 - D1	24.964	45.849	15.229	1:26.042	82.80	1.404	16:29:55.523
133 - D1	24.786	45.229	15.263	1:25.278	83.54	0.640	16:31:20.801
134 - D1	25.067	45.644	IN PIT	1:27.138	<b>P</b> 81.76	2.500	16:32:47.939
135 - D1	OUTLAP	45.642	15.185	2:01.425	58.67	36.787	16:34:49.364
136 - D1	24.878	45.441	15.097	1:25.416	83.41	0.778	16:36:14.780
137 - D1	24.783	45.145	15.176	1:25.104	83.71	0.466	16:37:39.884
138 - D1	24.884	45.379	15.172	1:25.435	83.39	0.797	16:39:05.319
139 - D1	24.849	45.482	15.061	1:25.392	83.43	0.754	16:40:30.711
140 - D1	24.958	45.722	15.263	1:25.943	82.89	1.305	16:41:56.654
141 - D1	24.886	45.579	14.900	1:25.365	83.46	0.727	16:43:22.019
142 - D1	24.764	45.228	15.024	1:25.016	83.80	0.378	16:44:47.035
143 - D1	24.885	45.766	15.168	1:25.819	83.01	1.181	16:46:12.854
144 - D1	25.362	45.833	15.067	1:26.262	82.59	1.624	16:47:39.116
145 - D1	25.199	45.733	14.941	1:25.873	82.96	1.235	16:49:04.989
146 - D1	25.000	45.341	15.412	1:25.753	83.08	1.115	16:50:30.742
147 - D1	25.181	45.442	15.056	1:25.679	83.15	1.041	16:51:56.421
148 - D1	24.747	45.420	15.050	1:25.217	83.60	0.579	16:53:21.638
149 - D1	24.761	45.562	15.160	1:25.483	83.34	0.845	16:54:47.121
150 - D1	24.816	45.396	15.143	1:25.355	83.47	0.717	16:56:12.476
151 - D1	24.722	45.510	15.106	1:25.338	83.48	0.700	16:57:37.814
152 - D1	24.833	45.507	15.062	1:25.402	83.42	0.764	16:59:03.216
153 - D1	24.878	45.568	15.195	1:25.641	83.19	1.003	17:00:28.857
154 - D1	24.896	45.383	15.070	1:25.349	83.47	0.711	17:01:54.206
155 - D1	24.704	45.054	15.502	1:25.260	83.56	0.622	17:03:19.466
156 - D1	25.039	45.264	15.585	1:25.888	82.95	1.250	17:04:45.354
157 - D1	24.911	45.531	15.418	1:25.860	82.97	1.222	17:06:11.214
158 - D1	24.789	45.454	15.398	1:25.641	83.19	1.003	17:07:36.855
159 - D1	24.756	45.516	15.484	1:25.756	83.08	1.118	17:09:02.611
160 - D1	24.872	45.654	15.615	1:26.141	82.70	1.503	17:10:28.752
161 - D1	24.891	45.496	15.520	1:25.907	82.93	1.269	17:11:54.659

# TCR UK Race Weekend - Donington Park - 9th/10th Sept 2023

## Fun Cup Endurance Championship

### RACE 1 - SECTOR ANALYSIS



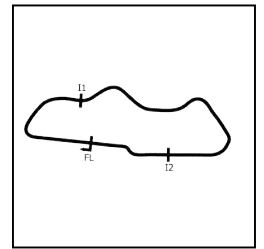
SECTOR 1 = FL to I1, SECTOR 2 = I1 to I2, SECTOR 3 = I2 to FL, DIFF = Difference To Personal Best Lap, P = Crossed Finish Line in Pit Lane, D = Time Disallowed

P6 155 M		Team Ratters Racing			Fun Cup			
IDEAL LAP TIME : 1:24.269		BEST LAP TIME : 1:24.818		DIFFERENCE : 0.549				
Peter RATCLIFF (M)		David RATCLIFF		John RATCLIFF				
LAP	SECTOR 1	SECTOR 2	SECTOR 3	LAP TIME	MPH	DIFF	TIME OF DAY	
1 - D1		46.550	15.948	1:32.054	77.39	7.236	13:11:15.133	
2 - D1	24.991	46.235	16.310	1:27.536	81.39	2.718	13:12:42.669	
3 - D1	25.225	45.956	15.188	1:26.369	82.49	1.551	13:14:09.038	
4 - D1	25.085	46.151	15.237	1:26.473	82.39	1.655	13:15:35.511	
5 - D1	25.135	45.988	15.291	1:26.414	82.44	1.596	13:17:01.925	
6 - D1	25.159	46.855	18.234	1:30.248	78.94	5.430	13:18:32.173	
7 - D1	36.661	1:26.601	29.670	2:32.932	46.58	1:08.114	13:21:05.105	
8 - D1	45.315	1:25.795	23.786	2:34.896	45.99	1:10.078	13:23:40.001	
9 - D1	26.774	45.793	15.212	1:27.779	81.16	2.961	13:25:07.780	
10 - D1	24.724	45.645	15.100	1:25.469	83.35	0.651	13:26:33.249	
11 - D1	24.997	45.266	15.419	1:25.682	83.15	0.864	13:27:58.931	
12 - D1	25.150	45.992	16.026	1:27.168	81.73	2.350	13:29:26.099	
13 - D1	24.876	45.455	15.197	1:25.528	83.30	0.710	13:30:51.627	
14 - D1	24.762	45.539	15.028	1:25.329	83.49	0.511	13:32:16.956	
15 - D1	24.896	45.461	15.277	1:25.634	83.19	0.816	13:33:42.590	
16 - D1	25.105	45.661	15.180	1:25.946	82.89	1.128	13:35:08.536	
17 - D1	24.795	45.626	15.182	1:25.603	83.22	0.785	13:36:34.139	
18 - D1	24.957	45.784	15.115	1:25.856	82.98	1.038	13:37:59.995	
19 - D1	25.527	46.111	15.178	1:26.816	82.06	1.998	13:39:26.811	
20 - D1	25.403	46.607	15.600	1:27.610	81.32	2.792	13:40:54.421	
21 - D1	25.111	46.396	15.267	1:26.774	82.10	1.956	13:42:21.195	
22 - D1	25.110	47.642	15.267	1:28.019	80.94	3.201	13:43:49.214	
23 - D1	25.354	46.580	15.228	1:27.162	81.74	2.344	13:45:16.376	
24 - D1	25.345	46.808	15.225	1:27.378	81.53	2.560	13:46:43.754	
25 - D1	25.092	48.044	15.809	1:28.945	80.10	4.127	13:48:12.699	
26 - D1	25.193	46.161	15.305	1:26.659	82.21	1.841	13:49:39.358	
27 - D1	25.608	46.277	IN PIT	1:30.308	P 78.89	5.490	13:51:09.666	
28 - D1	OUTLAP	45.824	15.197	2:00.774	58.99	35.956	13:53:10.440	
29 - D1	25.091	46.444	15.246	1:26.781	82.09	1.963	13:54:37.221	
30 - D1	24.879	46.443	15.337	1:26.659	82.21	1.841	13:56:03.880	
31 - D1	24.969	46.309	15.225	1:26.503	82.36	1.685	13:57:30.383	
32 - D1	24.977	46.444	15.097	1:26.518	82.34	1.700	13:58:56.901	
33 - D1	25.052	46.527	15.164	1:26.743	82.13	1.925	14:00:23.644	
34 - D1	25.231	46.623	15.222	1:27.076	81.82	2.258	14:01:50.720	
35 - D1	25.196	46.660	15.197	1:27.053	81.84	2.235	14:03:17.773	
36 - D1	25.246	47.224	15.361	1:27.831	81.11	3.013	14:04:45.604	
37 - D1	25.341	50.121	21.046	1:36.508	73.82	11.690	14:06:22.112	
38 - D1	43.162	1:26.004	16.481	2:25.647	48.91	1:00.829	14:08:47.759	
39 - D1	25.411	46.045	16.426	1:27.882	81.07	3.064	14:10:15.641	
40 - D1	24.861	45.606	15.142	1:25.609	83.22	0.791	14:11:41.250	
41 - D1	24.717	45.709	15.162	1:25.588	83.24	0.770	14:13:06.838	
42 - D1	24.802	46.206	15.080	1:26.088	82.75	1.270	14:14:32.926	
43 - D1	24.828	46.090	15.177	1:26.095	82.75	1.277	14:15:59.021	
44 - D1	25.207	46.090	15.192	1:26.489	82.37	1.671	14:17:25.510	
45 - D1	24.935	46.417	15.704	1:27.056	81.83	2.238	14:18:52.566	
46 - D1	24.810	45.355	15.048	1:25.213	83.60	0.395	14:20:17.779	
47 - D1	24.769	46.095	18.406	1:29.270	79.81	4.452	14:21:47.049	
48 - D1	25.343	46.598	15.307	1:27.248	81.65	2.430	14:23:14.297	
49 - D1	25.016	46.105	15.098	1:26.219	82.63	1.401	14:24:40.516	
50 - D1	25.029	45.791	15.179	1:25.999	82.84	1.181	14:26:06.515	
51 - D1	24.927	46.036	15.066	1:26.029	82.81	1.211	14:27:32.544	
52 - D1	24.945	45.916	15.218	1:26.079	82.76	1.261	14:28:58.623	
53 - D1	25.219	47.557	15.327	1:28.103	80.86	3.285	14:30:26.726	
54 - D1	25.172	46.341	15.379	1:26.892	81.99	2.074	14:31:53.618	
55 - D1	25.193	46.225	15.308	1:26.726	82.15	1.908	14:33:20.344	
56 - D1	25.198	46.029	15.255	1:26.482	82.38	1.664	14:34:46.826	
57 - D1	25.095	46.339	IN PIT	1:28.209	P 80.77	3.391	14:36:15.035	
58 - D1	OUTLAP	48.071	15.594	2:28.187	48.07	1:03.369	14:38:43.222	
59 - D1	25.761	46.685	15.305	1:27.751	81.19	2.933	14:40:10.973	
60 - D1	25.227	46.215	15.343	1:26.785	82.09	1.967	14:41:37.758	
61 - D1	25.224	46.176	15.257	1:26.657	82.21	1.839	14:43:04.415	

# TCR UK Race Weekend - Donington Park - 9th/10th Sept 2023

## Fun Cup Endurance Championship

### RACE 1 - SECTOR ANALYSIS



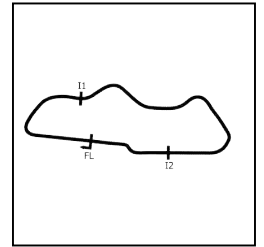
SECTOR 1 = FL to I1, SECTOR 2 = I1 to I2, SECTOR 3 = I2 to FL, DIFF = Difference To Personal Best Lap, P = Crossed Finish Line in Pit Lane, D = Time Disallowed

62 - D1	25.196	45.859	16.161	1:27.216	81.68	2.398	14:44:31.631
63 - D1	25.236	45.934	15.271	1:26.441	82.42	1.623	14:45:58.072
64 - D1	25.433	46.136	15.320	1:26.889	81.99	2.071	14:47:24.961
65 - D1	25.148	46.070	15.094	1:26.312	82.54	1.494	14:48:51.273
66 - D1	25.174	46.084	15.281	1:26.539	82.32	1.721	14:50:17.812
67 - D1	25.320	45.893	15.208	1:26.421	82.44	1.603	14:51:44.233
68 - D1	25.241	46.030	15.149	1:26.420	82.44	1.602	14:53:10.653
69 - D1	25.108	45.809	15.262	1:26.179	82.67	1.361	14:54:36.832
70 - D1	25.234	45.796	15.471	1:26.501	82.36	1.683	14:56:03.333
71 - D1	24.807	45.463	15.077	1:25.347	83.47	0.529	14:57:28.680
72 - D1	25.046	45.718	<b>14.859</b>	1:25.623	83.20	0.805	14:58:54.303
73 - D1	24.963	45.575	14.990	1:25.528	83.30	0.710	15:00:19.831
74 - D1	24.937	45.983	15.644	1:26.564	82.30	1.746	15:01:46.395
75 - D1	25.283	45.865	14.964	1:26.112	82.73	1.294	15:03:12.507
76 - D1	25.232	45.874	15.091	1:26.197	82.65	1.379	15:04:38.704
77 - D1	25.103	46.063	14.932	1:26.098	82.75	1.280	15:06:04.802
78 - D1	25.268	46.024	15.016	1:26.308	82.54	1.490	15:07:31.110
79 - D1	25.079	45.991	15.083	1:26.153	82.69	1.335	15:08:57.263
80 - D1	25.106	46.229	15.126	1:26.461	82.40	1.643	15:10:23.724
81 - D1	25.643	46.197	14.979	1:26.819	82.06	2.001	15:11:50.543
82 - D1	25.012	45.722	15.026	1:25.760	83.07	0.942	15:13:16.303
83 - D1	25.044	45.964	15.066	1:26.074	82.77	1.256	15:14:42.377
84 - D1	25.245	46.846	15.124	1:27.215	81.69	2.397	15:16:09.592
85 - D1	25.335	46.170	IN PIT	1:27.709	<b>P</b> 81.23	2.891	15:17:37.301
86 - D1	OUTLAP	47.712	15.331	2:00.687	59.03	35.869	15:19:37.988
87 - D1	25.393	46.804	15.489	1:27.686	81.25	2.868	15:21:05.674
88 - D1	25.316	47.854	15.423	1:28.593	80.41	3.775	15:22:34.267
89 - D1	25.462	46.623	15.205	1:27.290	81.62	2.472	15:24:01.557
90 - D1	25.293	46.626	15.296	1:27.215	81.69	2.397	15:25:28.772
91 - D1	25.752	46.310	15.434	1:27.496	81.42	2.678	15:26:56.268
92 - D1	25.412	45.760	15.078	1:26.250	82.60	1.432	15:28:22.518
93 - D1	25.235	45.767	15.239	1:26.241	82.61	1.423	15:29:48.759
94 - D1	24.939	46.093	15.280	1:26.312	82.54	1.494	15:31:15.071
95 - D1	25.068	45.663	15.129	1:25.860	82.97	1.042	15:32:40.931
96 - D1	25.024	45.622	15.538	1:26.184	82.66	1.366	15:34:07.115
97 - D1	25.064	45.941	15.199	1:26.204	82.64	1.386	15:35:33.319
98 - D1	25.135	45.805	15.453	1:26.393	82.46	1.575	15:36:59.712
99 - D1	25.028	45.786	15.468	1:26.282	82.57	1.464	15:38:25.994
100 - D1	25.196	49.030	16.314	1:30.540	78.69	5.722	15:39:56.534
101 - D1	25.884	53.296	25.662	1:44.842	67.95	20.024	15:41:41.376
102 - D1	44.856	1:25.826	26.591	2:37.273	45.30	1:12.455	15:44:18.649
103 - D1	44.306	1:24.058	25.603	2:33.967	46.27	1:09.149	15:46:52.616
104 - D1	43.468	1:36.940	15.615	2:36.023	45.66	1:11.205	15:49:28.639
105 - D1	25.023	45.942	15.418	1:26.383	82.47	1.565	15:50:55.022
106 - D1	25.417	45.893	14.895	1:26.205	82.64	1.387	15:52:21.227
107 - D1	25.325	46.093	15.007	1:26.425	82.43	1.607	15:53:47.652
108 - D1	24.762	46.261	15.427	1:26.450	82.41	1.632	15:55:14.102
109 - D1	25.300	46.852	IN PIT	1:29.028	<b>P</b> 80.02	4.210	15:56:43.130
110 - D1	OUTLAP	46.785	15.317	2:13.790	53.25	48.972	15:58:56.920
111 - D1	25.306	46.347	15.256	1:26.909	81.97	2.091	16:00:23.829
112 - D1	25.184	46.224	15.315	1:26.723	82.15	1.905	16:01:50.552
113 - D1	25.218	46.430	15.508	1:27.156	81.74	2.338	16:03:17.708
114 - D1	24.891	45.663	15.030	1:25.584	83.24	0.766	16:04:43.292
115 - D1	24.786	45.660	15.096	1:25.542	83.28	0.724	16:06:08.834
116 - D1	24.856	45.849	15.054	1:25.759	83.07	0.941	16:07:34.593
117 - D1	24.985	46.089	15.156	1:26.230	82.62	1.412	16:09:00.823
118 - D1	24.991	45.913	15.136	1:26.040	82.80	1.222	16:10:26.863
119 - D1	25.052	46.073	15.214	1:26.339	82.51	1.521	16:11:53.202
120 - D1	25.093	45.946	15.353	1:26.392	82.46	1.574	16:13:19.594
121 - D1	25.278	46.192	15.378	1:26.848	82.03	2.030	16:14:46.442
122 - D1	25.156	45.912	15.223	1:26.291	82.56	1.473	16:16:12.733
123 - D1	25.054	46.220	15.089	1:26.363	82.49	1.545	16:17:39.096
124 - D1	25.059	46.066	15.131	1:26.256	82.59	1.438	16:19:05.352
125 - D1	25.184	46.003	16.581	1:27.768	81.17	2.950	16:20:33.120
126 - D1	25.397	45.646	14.945	1:25.988	82.85	1.170	16:21:59.108
127 - D1	24.794	45.579	15.172	1:25.545	83.28	0.727	16:23:24.653

# TCR UK Race Weekend - Donington Park - 9th/10th Sept 2023

## Fun Cup Endurance Championship

### RACE 1 - SECTOR ANALYSIS



SECTOR 1 = FL to I1, SECTOR 2 = I1 to I2, SECTOR 3 = I2 to FL, DIFF = Difference To Personal Best Lap, P = Crossed Finish Line in Pit Lane, D = Time Disallowed

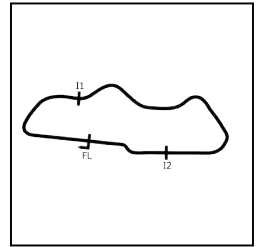
128 - D1	25.134	45.644	15.071	1:25.849	82.99	1.031	16:24:50.502
129 - D1	25.293	45.804	15.330	1:26.427	82.43	1.609	16:26:16.929
130 - D1	25.093	46.073	15.181	1:26.347	82.51	1.529	16:27:43.276
131 - D1	25.128	46.134	15.243	1:26.505	82.36	1.687	16:29:09.781
132 - D1	25.184	46.002	15.251	1:26.437	82.42	1.619	16:30:36.218
133 - D1	25.227	46.259	15.197	1:26.683	82.19	1.865	16:32:02.901
134 - D1	25.179	46.192	IN PIT	1:35.413	<b>P</b> 74.67	10.595	16:33:38.314
135 - D1	OUTLAP	46.717	15.069	4:54.236	24.21	3:29.418	16:38:32.550
136 - D1	24.966	45.412	15.001	1:25.379	83.44	0.561	16:39:57.929
137 - D1	24.942	45.246	14.914	1:25.102	83.71	0.284	16:41:23.031
138 - D1	24.740	45.376	14.951	1:25.067	83.75	0.249	16:42:48.098
139 - D1	24.690	45.419	14.873	1:24.982	<b>(3)</b> 83.83	0.164	16:44:13.080
140 - D1	24.985	45.522	15.085	1:25.592	83.23	0.774	16:45:38.672
141 - D1	25.785	45.513	15.017	1:26.315	82.54	1.497	16:47:04.987
142 - D1	24.873	45.646	14.983	1:25.502	83.32	0.684	16:48:30.489
143 - D1	25.095	45.511	14.896	1:25.502	83.32	0.684	16:49:55.991
144 - D1	24.828	45.430	14.913	1:25.171	83.65	0.353	16:51:21.162
145 - D1	25.106	45.434	15.770	1:26.310	82.54	1.492	16:52:47.472
146 - D1	25.005	45.397	15.468	1:25.870	82.97	1.052	16:54:13.342
147 - D1	25.090	45.171	14.892	1:25.153	83.66	0.335	16:55:38.495
148 - D1	24.764	45.047	16.561	1:26.372	82.48	1.554	16:57:04.867
149 - D1	25.310	45.083	15.119	1:25.512	83.31	0.694	16:58:30.379
150 - D1	24.781	45.954	15.190	1:25.925	82.91	1.107	16:59:56.304
<b>151 - D1</b>	24.872	45.011	14.935	<b>1:24.818</b>	<b>(1)</b> 83.99		<b>17:01:21.122</b>
152 - D1	<b>24.673</b>	45.951	15.328	1:25.952	82.89	1.134	17:02:47.074
153 - D1	25.084	46.390	20.367	1:31.841	77.57	7.023	17:04:18.915
154 - D1	25.523	45.509	15.462	1:26.494	82.37	1.676	17:05:45.409
155 - D1	25.255	<b>44.737</b>	14.929	1:24.921	<b>(2)</b> 83.89	0.103	17:07:10.330
156 - D1	24.803	45.322	16.524	1:26.649	82.22	1.831	17:08:36.979
157 - D1	24.947	45.165	15.313	1:25.425	83.40	0.607	17:10:02.404
158 - D1	24.732	45.617	15.588	1:25.937	82.90	1.119	17:11:28.341



# TCR UK Race Weekend - Donington Park - 9th/10th Sept 2023

## Fun Cup Endurance Championship

### RACE 1 - SECTOR ANALYSIS



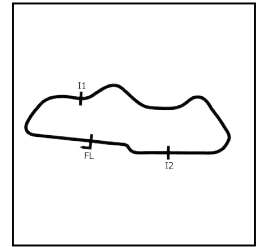
SECTOR 1 = FL to I1, SECTOR 2 = I1 to I2, SECTOR 3 = I2 to FL, DIFF = Difference To Personal Best Lap, P = Crossed Finish Line in Pit Lane, D = Time Disallowed

P7 210 M		Team Fuelled Up Racing			Fun Cup		
IDEAL LAP TIME : 1:25.204		BEST LAP TIME : 1:25.494		DIFFERENCE : 0.290			
Paul ELLIS-SMITH (M)		Paul TAYLOR (M)		Wendy ELLIS-SMITH			
LAP	SECTOR 1	SECTOR 2	SECTOR 3	LAP TIME	MPH	DIFF	TIME OF DAY
1 - D1		49.514	16.651	1:38.683	72.19	13.189	13:11:21.762
2 - D1	25.660	45.992	15.291	1:26.943	81.94	1.449	13:12:48.705
3 - D1	25.144	45.688	15.722	1:26.554	82.31	1.060	13:14:15.259
4 - D1	25.466	45.902	15.732	1:27.100	81.79	1.606	13:15:42.359
5 - D1	25.633	46.227	16.759	1:28.619	80.39	3.125	13:17:10.978
6 - D1	26.157	46.372	16.649	1:29.178	79.89	3.684	13:18:40.156
7 - D1	35.756	1:28.897	30.031	2:34.684	46.05	1:09.190	13:21:14.840
8 - D1	43.232	1:25.688	24.198	2:33.118	46.53	1:07.624	13:23:47.958
9 - D1	25.234	46.518	15.216	1:26.968	81.92	1.474	13:25:14.926
10 - D1	24.892	45.751	15.358	1:26.001	82.84	0.507	13:26:40.927
11 - D1	24.912	45.603	15.476	1:25.991	82.85	0.497	13:28:06.918
12 - D1	25.106	46.208	15.453	1:26.767	82.11	1.273	13:29:33.685
13 - D1	25.561	46.307	15.527	1:27.395	81.52	1.901	13:31:01.080
14 - D1	25.578	46.418	15.751	1:27.747	81.19	2.253	13:32:28.827
15 - D1	25.581	47.225	15.810	1:28.616	80.39	3.122	13:33:57.443
16 - D1	25.921	46.201	15.616	1:27.738	81.20	2.244	13:35:25.181
17 - D1	25.103	45.852	15.270	1:26.225	82.62	0.731	13:36:51.406
18 - D1	25.097	45.555	15.247	1:25.899	82.94	0.405	13:38:17.305
19 - D1	24.950	46.045	16.722	1:27.717	81.22	2.223	13:39:45.022
20 - D1	25.753	46.794	15.413	1:27.960	80.99	2.466	13:41:12.982
21 - D1	25.198	45.581	15.213	1:25.992	82.85	0.498	13:42:38.974
22 - D1	25.069	45.651	15.371	1:26.091	82.75	0.597	13:44:05.065
23 - D1	25.254	46.682	16.121	1:28.057	80.90	2.563	13:45:33.122
24 - D1	25.551	46.048	16.077	1:27.676	81.26	2.182	13:47:00.798
25 - D1	25.432	45.992	16.271	1:27.695	81.24	2.201	13:48:28.493
26 - D1	25.733	46.418	15.219	1:27.370	81.54	1.876	13:49:55.863
27 - D1	25.163	45.411	15.252	1:25.826	83.01	0.332	13:51:21.689
28 - D1	25.077	45.706	15.354	1:26.137	82.71	0.643	13:52:47.826
29 - D1	25.695	46.863	15.270	1:27.828	81.12	2.334	13:54:15.654
30 - D1	25.833	45.535	15.249	1:26.617	82.25	1.123	13:55:42.271
31 - D1	25.129	45.864	IN PIT	1:28.315	P 80.67	2.821	13:57:10.586
32 - D1	OUTLAP	46.150	15.417	2:07.000	56.09	41.506	13:59:17.586
33 - D1	25.392	47.464	15.454	1:28.310	80.67	2.816	14:00:45.896
34 - D1	25.169	46.841	15.473	1:27.483	81.44	1.989	14:02:13.379
35 - D1	25.344	46.967	17.009	1:29.320	79.76	3.826	14:03:42.699
36 - D1	32.382	59.877	16.903	1:49.162	65.26	23.668	14:05:31.861
37 - D1	26.253	49.412	16.158	1:31.823	77.59	6.329	14:07:03.684
38 - D1	25.992	1:03.517	16.214	1:45.723	67.38	20.229	14:08:49.407
39 - D1	25.067	45.855	16.305	1:27.227	81.67	1.733	14:10:16.634
40 - D1	25.320	45.885	15.258	1:26.463	82.40	0.969	14:11:43.097
41 - D1	24.925	46.673	15.641	1:27.239	81.66	1.745	14:13:10.336
42 - D1	24.913	46.748	15.801	1:27.462	81.45	1.968	14:14:37.798
43 - D1	25.062	46.037	15.261	1:26.360	82.49	0.866	14:16:04.158
44 - D1	24.878	46.064	15.489	1:26.431	82.43	0.937	14:17:30.589
45 - D1	25.277	46.052	15.628	1:26.957	81.93	1.463	14:18:57.546
46 - D1	25.382	46.020	15.434	1:26.836	82.04	1.342	14:20:24.382
47 - D1	25.039	46.304	IN PIT	1:28.636	P 80.38	3.142	14:21:53.018
48 - D1	OUTLAP	45.985	15.475	1:45.070	67.80	19.576	14:23:38.088
49 - D1	25.249	46.037	15.328	1:26.614	82.25	1.120	14:25:04.702
50 - D1	25.040	45.852	15.399	1:26.291	82.56	0.797	14:26:30.993
51 - D1	25.230	46.543	15.256	1:27.029	81.86	1.535	14:27:58.022
52 - D1	25.173	46.058	15.251	1:26.482	82.38	0.988	14:29:24.504
53 - D1	24.969	47.620	15.165	1:27.754	81.18	2.260	14:30:52.258
54 - D1	24.970	46.593	15.175	1:26.738	82.13	1.244	14:32:18.996
55 - D1	24.945	45.400	15.386	1:25.731	83.10	0.237	14:33:44.727
56 - D1	24.929	46.079	15.626	1:26.634	82.23	1.140	14:35:11.361
57 - D1	25.336	46.098	15.791	1:27.225	81.68	1.731	14:36:38.586
58 - D1	24.962	45.659	15.140	1:25.761	83.07	0.267	14:38:04.347
59 - D1	25.014	45.897	15.387	1:26.298	82.55	0.804	14:39:30.645
60 - D1	25.038	46.153	IN PIT	1:28.178	P 80.79	2.684	14:40:58.823
61 - D1	OUTLAP	47.973	17.414	2:28.125	48.09	1:02.631	14:43:26.948

# TCR UK Race Weekend - Donington Park - 9th/10th Sept 2023

## Fun Cup Endurance Championship

### RACE 1 - SECTOR ANALYSIS



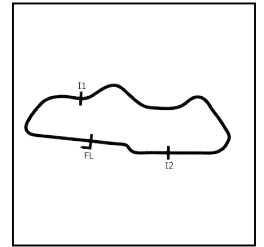
SECTOR 1 = FL to I1, SECTOR 2 = I1 to I2, SECTOR 3 = I2 to FL, DIFF = Difference To Personal Best Lap, P = Crossed Finish Line in Pit Lane, D = Time Disallowed

62 - D1	26.278	48.409	16.536	1:31.223	78.10	5.729	14:44:58.171
63 - D1	25.685	50.302	15.873	1:31.860	77.55	6.366	14:46:30.031
64 - D1	25.643	46.835	15.834	1:28.312	80.67	2.818	14:47:58.343
65 - D1	26.111	47.781	15.952	1:29.844	79.30	4.350	14:49:28.187
66 - D1	25.635	46.792	15.806	1:28.233	80.74	2.739	14:50:56.420
67 - D1	25.583	47.861	16.854	1:30.298	78.90	4.804	14:52:26.718
68 - D1	25.922	47.058	16.022	1:29.002	80.05	3.508	14:53:55.720
69 - D1	25.409	46.580	15.800	1:27.789	81.15	2.295	14:55:23.509
70 - D1	25.723	48.452	15.919	1:30.094	79.08	4.600	14:56:53.603
71 - D1	25.523	47.267	16.022	1:28.812	80.22	3.318	14:58:22.415
72 - D1	25.833	47.508	15.868	1:29.209	79.86	3.715	14:59:51.624
73 - D1	25.565	46.996	15.941	1:28.502	80.50	3.008	15:01:20.126
74 - D1	25.767	47.481	15.893	1:29.141	79.92	3.647	15:02:49.267
75 - D1	25.848	47.747	15.933	1:29.528	79.58	4.034	15:04:18.795
76 - D1	25.762	46.757	15.733	1:28.252	80.73	2.758	15:05:47.047
77 - D1	25.599	46.768	15.755	1:28.122	80.84	2.628	15:07:15.169
78 - D1	25.682	46.744	15.627	1:28.053	80.91	2.559	15:08:43.222
79 - D1	25.659	48.470	15.431	1:29.560	79.55	4.066	15:10:12.782
80 - D1	25.347	48.448	IN PIT	1:32.465	<b>P</b> 77.05	6.971	15:11:45.247
81 - D1	OUTLAP	45.798	15.569	2:22.005	50.17	56.511	15:14:07.252
82 - D1	24.991	45.802	15.530	1:26.323	82.53	0.829	15:15:33.575
83 - D1	25.082	45.864	15.565	1:26.511	82.35	1.017	15:17:00.086
84 - D1	25.487	46.567	16.297	1:28.351	80.64	2.857	15:18:28.437
85 - D1	25.012	45.935	15.436	1:26.383	82.47	0.889	15:19:54.820
86 - D1	25.293	46.000	15.630	1:26.923	81.96	1.429	15:21:21.743
87 - D1	25.266	47.755	17.870	1:30.891	78.38	5.397	15:22:52.634
88 - D1	25.940	46.164	15.447	1:27.551	81.37	2.057	15:24:20.185
89 - D1	25.510	46.317	15.442	1:27.269	81.64	1.775	15:25:47.454
90 - D1	25.435	45.993	15.271	1:26.699	82.17	1.205	15:27:14.153
91 - D1	25.033	46.116	15.483	1:26.632	82.24	1.138	15:28:40.785
92 - D1	25.474	45.904	15.387	1:26.765	82.11	1.271	15:30:07.550
93 - D1	25.421	46.452	15.377	1:27.250	81.65	1.756	15:31:34.800
94 - D1	25.253	45.819	15.308	1:26.380	82.48	0.886	15:33:01.180
95 - D1	25.229	45.860	15.373	1:26.462	82.40	0.968	15:34:27.642
96 - D1	25.193	45.620	15.611	1:26.424	82.43	0.930	15:35:54.066
97 - D1	25.354	45.708	15.261	1:26.323	82.53	0.829	15:37:20.389
98 - D1	25.126	46.661	15.365	1:27.152	81.74	1.658	15:38:47.541
99 - D1	25.730	48.867	16.269	1:30.866	78.40	5.372	15:40:18.407
100 - D1	26.466	49.637	16.448	1:32.551	76.98	7.057	15:41:50.958
101 - D1	40.582	1:24.856	26.939	2:32.377	46.75	1:06.883	15:44:23.335
102 - D1	43.001	1:24.532	25.953	2:33.486	46.41	1:07.992	15:46:56.821
103 - D1	44.107	1:36.960	16.694	2:37.761	45.16	1:12.267	15:49:34.582
104 - D1	25.146	45.479	15.167	1:25.792	83.04	0.298	15:51:00.374
105 - D1	25.105	45.502	16.654	1:27.261	81.64	1.767	15:52:27.635
106 - D1	25.682	45.908	15.415	1:27.005	81.88	1.511	15:53:54.640
107 - D1	25.242	45.406	15.173	1:25.821	83.01	0.327	15:55:20.461
108 - D1	25.133	45.550	15.530	1:26.213	82.63	0.719	15:56:46.674
109 - D1	25.166	45.649	15.181	1:25.996	82.84	0.502	15:58:12.670
110 - D1	25.406	45.614	15.376	1:26.396	82.46	0.902	15:59:39.066
111 - D1	25.285	<b>45.393</b>	IN PIT	1:28.156	<b>P</b> 80.81	2.662	16:01:07.222
112 - D1	OUTLAP	45.893	15.308	2:15.182	52.70	49.688	16:03:22.404
113 - D1	24.963	46.034	15.463	1:26.460	82.40	0.966	16:04:48.864
114 - D1	25.218	46.222	15.587	1:27.027	81.86	1.533	16:06:15.891
115 - D1	25.117	47.190	15.320	1:27.627	81.30	2.133	16:07:43.518
116 - D1	<b>24.705</b>	45.778	15.292	1:25.775	83.06	0.281	16:09:09.293
<b>117 - D1</b>	24.941	45.447	<b>15.106</b>	<b>1:25.494 (1)</b>	<b>83.33</b>		<b>16:10:34.787</b>
118 - D1	25.214	45.613	16.041	1:26.868	82.01	1.374	16:12:01.655
119 - D1	25.282	46.321	15.251	1:26.854	82.03	1.360	16:13:28.509
120 - D1	25.138	46.530	15.590	1:27.258	81.65	1.764	16:14:55.767
121 - D1	25.387	46.260	15.229	1:26.876	82.00	1.382	16:16:22.643
122 - D1	24.997	45.470	15.260	1:25.727	<b>(3)</b> 83.10	0.233	16:17:48.370
123 - D1	25.067	46.209	15.714	1:26.990	81.90	1.496	16:19:15.360
124 - D1	25.307	45.764	15.368	1:26.439	82.42	0.945	16:20:41.799
125 - D1	24.946	45.760	15.300	1:26.006	82.83	0.512	16:22:07.805
126 - D1	25.310	45.723	15.568	1:26.601	82.26	1.107	16:23:34.406
127 - D1	25.108	45.820	15.229	1:26.157	82.69	0.663	16:25:00.563

# TCR UK Race Weekend - Donington Park - 9th/10th Sept 2023

## Fun Cup Endurance Championship

### RACE 1 - SECTOR ANALYSIS



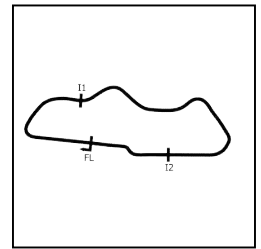
SECTOR 1 = FL to I1, SECTOR 2 = I1 to I2, SECTOR 3 = I2 to FL, DIFF = Difference To Personal Best Lap, P = Crossed Finish Line in Pit Lane, D = Time Disallowed

128 - D1	25.112	45.938	15.532	1:26.582	82.28	1.088	16:26:27.145
129 - D1	25.603	47.195	15.796	1:28.594	80.41	3.100	16:27:55.739
130 - D1	25.627	45.842	15.554	1:27.023	81.87	1.529	16:29:22.762
131 - D1	25.284	45.398	15.337	1:26.019	82.82	0.525	16:30:48.781
132 - D1	25.317	46.406	15.428	1:27.151	81.75	1.657	16:32:15.932
133 - D1	25.249	45.620	15.482	1:26.351	82.50	0.857	16:33:42.283
134 - D1	24.993	45.924	15.292	1:26.209	82.64	0.715	16:35:08.492
135 - D1	24.969	46.191	15.336	1:26.496	82.36	1.002	16:36:34.988
136 - D1	25.124	45.886	15.833	1:26.843	82.04	1.349	16:38:01.831
137 - D1	24.972	45.418	15.223	1:25.613 (2)	83.21	0.119	16:39:27.444
138 - D1	25.442	46.569	IN PIT	1:28.916 P	80.12	3.422	16:40:56.360
139 - D1	OUTLAP	47.345	16.077	2:19.569	51.04	54.075	16:43:15.929
140 - D1	25.943	48.081	16.020	1:30.044	79.12	4.550	16:44:45.973
141 - D1	26.380	47.221	16.085	1:29.686	79.43	4.192	16:46:15.659
142 - D1	25.989	48.482	15.877	1:30.348	78.85	4.854	16:47:46.007
143 - D1	26.418	47.830	15.857	1:30.105	79.07	4.611	16:49:16.112
144 - D1	25.884	47.339	15.873	1:29.096	79.96	3.602	16:50:45.208
145 - D1	25.667	46.910	15.970	1:28.547	80.46	3.053	16:52:13.755
146 - D1	25.778	47.122	15.962	1:28.862	80.17	3.368	16:53:42.617
147 - D1	25.802	47.724	16.082	1:29.608	79.50	4.114	16:55:12.225
148 - D1	25.776	47.137	15.833	1:28.746	80.28	3.252	16:56:40.971
149 - D1	25.801	46.962	15.885	1:28.648	80.37	3.154	16:58:09.619
150 - D1	25.695	47.002	15.799	1:28.496	80.50	3.002	16:59:38.115
151 - D1	25.897	47.570	16.104	1:29.571	79.54	4.077	17:01:07.686
152 - D1	25.334	47.496	16.072	1:28.902	80.14	3.408	17:02:36.588
153 - D1	25.795	46.352	15.504	1:27.651	81.28	2.157	17:04:04.239
154 - D1	25.446	47.020	16.071	1:28.537	80.47	3.043	17:05:32.776
155 - D1	25.393	46.426	15.945	1:27.764	81.17	2.270	17:07:00.540
156 - D1	25.522	48.466	16.097	1:30.085	79.08	4.591	17:08:30.625
157 - D1	25.717	47.217	15.950	1:28.884	80.15	3.390	17:09:59.509
158 - D1	25.952	47.948	16.514	1:30.414	78.80	4.920	17:11:29.923

# TCR UK Race Weekend - Donington Park - 9th/10th Sept 2023

## Fun Cup Endurance Championship

### RACE 1 - SECTOR ANALYSIS



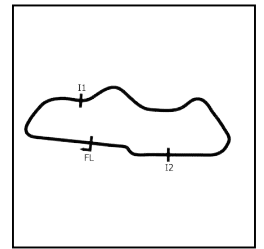
SECTOR 1 = FL to I1, SECTOR 2 = I1 to I2, SECTOR 3 = I2 to FL, DIFF = Difference To Personal Best Lap, P = Crossed Finish Line in Pit Lane, D = Time Disallowed

P8 98 M Team 3 Motorsport		Fun Cup					
IDEAL LAP TIME : 1:24.671		BEST LAP TIME : 1:25.203		DIFFERENCE : 0.532			
Andy BENNETT		David POSTINS (M)		John PERROTT			
LAP	SECTOR 1	SECTOR 2	SECTOR 3	LAP TIME	MPH	DIFF	TIME OF DAY
1 - D1		48.568	15.360	1:35.991	74.22	10.788	13:11:19.070
2 - D1	25.205	45.822	15.041	1:26.068	82.77	0.865	13:12:45.138
3 - D1	24.952	46.539	15.491	1:26.982	81.90	1.779	13:14:12.120
4 - D1	24.882	46.433	14.922	1:26.237	82.61	1.034	13:15:38.357
5 - D1	25.080	45.606	15.710	1:26.396	82.46	1.193	13:17:04.753
6 - D1	24.876	46.460	18.702	1:30.038	79.12	4.835	13:18:34.791
7 - D1	36.980	1:27.152	30.289	2:34.421	46.13	1:09.218	13:21:09.212
8 - D1	44.207	1:25.351	23.658	2:33.216	46.50	1:08.013	13:23:42.428
9 - D1	25.380	45.658	14.993	1:26.031	82.81	0.828	13:25:08.459
10 - D1	24.919	45.466	14.818	1:25.203 (1)	83.61		13:26:33.662
11 - D1	25.066	45.823	15.439	1:26.328	82.52	1.125	13:27:59.990
12 - D1	25.097	46.150	16.121	1:27.368	81.54	2.165	13:29:27.358
13 - D1	25.429	47.064	15.818	1:28.311	80.67	3.108	13:30:55.669
14 - D1	24.992	45.427	15.018	1:25.437 (2)	83.39	0.234	13:32:21.106
15 - D1	25.079	46.306	14.899	1:26.284	82.57	1.081	13:33:47.390
16 - D1	24.974	45.738	14.816	1:25.528 (3)	83.30	0.325	13:35:12.918
17 - D1	25.467	47.960	15.593	1:29.020	80.03	3.817	13:36:41.938
18 - D1	25.136	45.636	15.010	1:25.782	83.05	0.579	13:38:07.720
19 - D1	25.622	46.577	14.890	1:27.089	81.80	1.886	13:39:34.809
20 - D1	39.418	46.565	14.999	1:40.982	70.55	15.779	13:41:15.791
21 - D1	25.257	45.964	14.866	1:26.087	82.76	0.884	13:42:41.878
22 - D1	25.168	45.810	14.996	1:25.974	82.86	0.771	13:44:07.852
23 - D1	25.118	45.587	15.224	1:25.929	82.91	0.726	13:45:33.781
24 - D1	25.152	46.321	16.098	1:27.571	81.35	2.368	13:47:01.352
25 - D1	25.476	45.575	15.401	1:26.452	82.41	1.249	13:48:27.804
26 - D1	25.243	46.107	15.260	1:26.610	82.26	1.407	13:49:54.414
27 - D1	25.499	45.934	15.047	1:26.480	82.38	1.277	13:51:20.894
28 - D1	25.167	45.774	IN PIT	1:27.330 P	81.58	2.127	13:52:48.224
29 - D1	OUTLAP	46.255	16.182	2:18.229	51.54	53.026	13:55:06.453
30 - D1	25.277	47.650	15.790	1:28.717	80.30	3.514	13:56:35.170
31 - D1	25.722	47.213	15.692	1:28.627	80.38	3.424	13:58:03.797
32 - D1	25.604	46.551	15.650	1:27.805	81.14	2.602	13:59:31.602
33 - D1	25.244	46.853	15.681	1:27.778	81.16	2.575	14:00:59.380
34 - D1	25.297	46.851	15.585	1:27.733	81.20	2.530	14:02:27.113
35 - D1	25.275	46.597	15.465	1:27.337	81.57	2.134	14:03:54.450
36 - D1	26.423	1:21.634	27.123	2:15.180	52.70	49.977	14:06:09.630
37 - D1	47.103	1:26.492	15.893	2:29.488	47.66	1:04.285	14:08:39.118
38 - D1	24.933	46.129	15.603	1:26.665	82.20	1.462	14:10:05.783
39 - D1	26.097	48.618	16.068	1:30.783	78.47	5.580	14:11:36.566
40 - D1	25.041	46.683	IN PIT	1:29.101 P	79.96	3.898	14:13:05.667
41 - D1	OUTLAP	47.156	15.602	1:40.191	71.11	14.988	14:14:45.858
42 - D1	25.398	46.459	15.378	1:27.235	81.67	2.032	14:16:13.093
43 - D1	25.209	48.058	15.569	1:28.836	80.19	3.633	14:17:41.929
44 - D1	25.439	46.645	15.843	1:27.927	81.02	2.724	14:19:09.856
45 - D1	25.730	46.904	15.544	1:28.178	80.79	2.975	14:20:38.034
46 - D1	25.428	46.658	15.528	1:27.614	81.31	2.411	14:22:05.648
47 - D1	25.319	46.849	15.800	1:27.968	80.99	2.765	14:23:33.616
48 - D1	25.453	46.465	15.333	1:27.251	81.65	2.048	14:25:00.867
49 - D1	25.118	46.249	15.339	1:26.706	82.17	1.503	14:26:27.573
50 - D1	25.391	46.217	15.314	1:26.922	81.96	1.719	14:27:54.495
51 - D1	25.488	46.278	15.407	1:27.173	81.72	1.970	14:29:21.668
52 - D1	25.067	49.489	15.362	1:29.918	79.23	4.715	14:30:51.586
53 - D1	24.983	47.830	IN PIT	1:29.940 P	79.21	4.737	14:32:21.526
54 - D1	OUTLAP	47.678	15.753	2:15.580	52.54	50.377	14:34:37.106
55 - D1	25.453	46.975	15.588	1:28.016	80.94	2.813	14:36:05.122
56 - D1	25.427	46.165	15.254	1:26.846	82.03	1.643	14:37:31.968
57 - D1	25.083	46.579	15.110	1:26.772	82.10	1.569	14:38:58.740
58 - D1	25.180	45.783	15.331	1:26.294	82.56	1.091	14:40:25.034
59 - D1	25.343	46.023	15.430	1:26.796	82.08	1.593	14:41:51.830
60 - D1	25.384	46.540	15.487	1:27.411	81.50	2.208	14:43:19.241
61 - D1	25.154	46.470	15.926	1:27.550	81.37	2.347	14:44:46.791

# TCR UK Race Weekend - Donington Park - 9th/10th Sept 2023

## Fun Cup Endurance Championship

### RACE 1 - SECTOR ANALYSIS



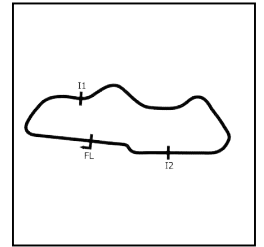
SECTOR 1 = FL to I1, SECTOR 2 = I1 to I2, SECTOR 3 = I2 to FL, DIFF = Difference To Personal Best Lap, P = Crossed Finish Line in Pit Lane, D = Time Disallowed

62 - D1	25.068	45.829	15.432	1:26.329	82.52	1.126	14:46:13.120
63 - D1	24.870	45.908	15.981	1:26.759	82.11	1.556	14:47:39.879
64 - D1	25.235	46.584	15.555	1:27.374	81.54	2.171	14:49:07.253
65 - D1	25.110	45.715	15.264	1:26.089	82.75	0.886	14:50:33.342
66 - D1	25.073	46.469	15.714	1:27.256	81.65	2.053	14:52:00.598
67 - D1	25.244	46.161	15.174	1:26.579	82.29	1.376	14:53:27.177
68 - D1	25.416	46.259	15.279	1:26.954	81.93	1.751	14:54:54.131
69 - D1	25.169	46.932	15.209	1:27.310	81.60	2.107	14:56:21.441
70 - D1	24.846	45.777	15.000	1:25.623	83.20	0.420	14:57:47.064
71 - D1	25.052	45.714	15.033	1:25.799	83.03	0.596	14:59:12.863
72 - D1	24.864	46.666	15.170	1:26.700	82.17	1.497	15:00:39.563
73 - D1	25.038	46.069	15.257	1:26.364	82.49	1.161	15:02:05.927
74 - D1	25.177	46.648	15.227	1:27.052	81.84	1.849	15:03:32.979
75 - D1	24.896	45.725	15.150	1:25.771	83.06	0.568	15:04:58.750
76 - D1	24.830	46.076	15.556	1:26.462	82.40	1.259	15:06:25.212
77 - D1	24.827	45.672	15.143	1:25.642	83.19	0.439	15:07:50.854
78 - D1	25.262	46.754	15.181	1:27.197	81.70	1.994	15:09:18.051
79 - D1	25.154	45.921	15.129	1:26.204	82.64	1.001	15:10:44.255
80 - D1	25.046	47.045	17.143	1:29.234	79.84	4.031	15:12:13.489
81 - D1	25.662	45.472	15.026	1:26.160	82.69	0.957	15:13:39.649
82 - D1	25.059	45.650	14.929	1:25.638	83.19	0.435	15:15:05.287
83 - D1	25.075	45.634	14.823	1:25.532	83.29	0.329	15:16:30.819
84 - D1	25.085	45.701	IN PIT	1:27.505	P 81.41	2.302	15:17:58.324
85 - D1	OUTLAP	46.928	15.297	2:25.467	48.97	1:00.264	15:20:23.791
86 - D1	25.330	46.533	15.205	1:27.068	81.82	1.865	15:21:50.859
87 - D1	25.291	46.231	16.024	1:27.546	81.38	2.343	15:23:18.405
88 - D1	25.268	46.038	15.198	1:26.504	82.36	1.301	15:24:44.909
89 - D1	25.024	45.841	15.019	1:25.884	82.95	0.681	15:26:10.793
90 - D1	25.084	45.672	15.007	1:25.763	83.07	0.560	15:27:36.556
91 - D1	25.015	45.882	14.896	1:25.793	83.04	0.590	15:29:02.349
92 - D1	25.593	45.905	16.305	1:27.803	81.14	2.600	15:30:30.152
93 - D1	25.350	45.724	14.997	1:26.071	82.77	0.868	15:31:56.223
94 - D1	25.463	46.236	14.734	1:26.433	82.42	1.230	15:33:22.656
95 - D1	25.341	45.876	IN PIT	1:27.305	P 81.60	2.102	15:34:49.961
96 - D1	OUTLAP	45.664	14.846	1:45.603	67.46	20.400	15:36:35.564
97 - D1	25.228	45.634	14.767	1:25.629	83.20	0.426	15:38:01.193
98 - D1	25.781	46.643	15.366	1:27.790	81.15	2.587	15:39:28.983
99 - D1	25.189	1:18.674	26.873	2:10.736	54.49	45.533	15:41:39.719
100 - D1	45.008	1:26.035	26.378	2:37.421	45.25	1:12.218	15:44:17.140
101 - D1	44.115	1:24.121	25.439	2:33.675	46.36	1:08.472	15:46:50.815
102 - D1	44.144	1:36.515	15.401	2:36.060	45.65	1:10.857	15:49:26.875
103 - D1	24.583	46.361	14.661	1:25.605	83.22	0.402	15:50:52.480
104 - D1	24.797	46.716	15.199	1:26.712	82.16	1.509	15:52:19.192
105 - D1	25.013	47.153	15.248	1:27.414	81.50	2.211	15:53:46.606
106 - D1	25.032	46.402	15.022	1:26.456	82.40	1.253	15:55:13.062
107 - D1	25.242	47.001	15.530	1:27.773	81.17	2.570	15:56:40.835
108 - D1	24.856	46.947	15.132	1:26.935	81.95	1.732	15:58:07.770
109 - D1	25.404	47.144	15.089	1:27.637	81.29	2.434	15:59:35.407
110 - D1	25.387	47.126	IN PIT	1:28.684	P 80.33	3.481	16:01:04.091
111 - D1	OUTLAP	47.749	15.561	2:22.776	49.90	57.573	16:03:26.867
112 - D1	25.308	46.999	15.602	1:27.909	81.04	2.706	16:04:54.776
113 - D1	25.188	47.036	15.933	1:28.157	80.81	2.954	16:06:22.933
114 - D1	25.561	47.371	15.737	1:28.669	80.35	3.466	16:07:51.602
115 - D1	25.683	47.748	15.247	1:28.678	80.34	3.475	16:09:20.280
116 - D1	25.296	46.844	15.384	1:27.524	81.40	2.321	16:10:47.804
117 - D1	25.654	47.258	15.684	1:28.596	80.41	3.393	16:12:16.400
118 - D1	25.736	47.327	15.475	1:28.538	80.46	3.335	16:13:44.938
119 - D1	25.718	47.268	15.478	1:28.464	80.53	3.261	16:15:13.402
120 - D1	25.542	47.627	15.624	1:28.793	80.23	3.590	16:16:42.195
121 - D1	25.868	47.445	15.476	1:28.789	80.24	3.586	16:18:10.984
122 - D1	25.519	47.075	15.432	1:28.026	80.93	2.823	16:19:39.010
123 - D1	25.626	47.448	15.566	1:28.640	80.37	3.437	16:21:07.650
124 - D1	25.698	47.485	15.341	1:28.524	80.48	3.321	16:22:36.174
125 - D1	25.315	46.865	15.461	1:27.641	81.29	2.438	16:24:03.815
126 - D1	25.554	47.217	15.400	1:28.171	80.80	2.968	16:25:31.986
127 - D1	25.610	46.586	15.198	1:27.394	81.52	2.191	16:26:59.380

# TCR UK Race Weekend - Donington Park - 9th/10th Sept 2023

## Fun Cup Endurance Championship

### RACE 1 - SECTOR ANALYSIS



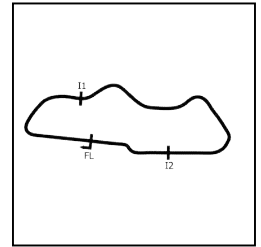
SECTOR 1 = FL to I1, SECTOR 2 = I1 to I2, SECTOR 3 = I2 to FL, DIFF = Difference To Personal Best Lap, P = Crossed Finish Line in Pit Lane, D = Time Disallowed

128 - D1	25.350	47.942	15.790	1:29.082	79.97	3.879	16:28:28.462
129 - D1	26.413	47.045	15.166	1:28.624	80.39	3.421	16:29:57.086
130 - D1	25.381	46.924	IN PIT	1:29.555	<b>P</b> 79.55	4.352	16:31:26.641
131 - D1	OUTLAP	55.010	15.690	2:08.211	55.56	43.008	16:33:34.852
132 - D1	25.681	47.171	15.324	1:28.176	80.80	2.973	16:35:03.028
133 - D1	25.632	46.829	16.193	1:28.654	80.36	3.451	16:36:31.682
134 - D1	25.111	46.242	15.825	1:27.178	81.72	1.975	16:37:58.860
135 - D1	25.346	46.994	15.591	1:27.931	81.02	2.728	16:39:26.791
136 - D1	25.540	46.980	16.387	1:28.907	80.13	3.704	16:40:55.698
137 - D1	25.486	46.252	15.163	1:26.901	81.98	1.698	16:42:22.599
138 - D1	24.933	46.167	15.077	1:26.177	82.67	0.974	16:43:48.776
139 - D1	25.056	46.316	15.257	1:26.629	82.24	1.426	16:45:15.405
140 - D1	25.094	46.211	15.078	1:26.383	82.47	1.180	16:46:41.788
141 - D1	25.450	47.049	16.199	1:28.698	80.32	3.495	16:48:10.486
142 - D1	25.257	46.576	14.970	1:26.803	82.07	1.600	16:49:37.289
143 - D1	25.175	46.116	15.328	1:26.619	82.25	1.416	16:51:03.908
144 - D1	25.169	46.655	15.714	1:27.538	81.38	2.335	16:52:31.446
145 - D1	25.498	46.742	IN PIT	1:29.820	<b>P</b> 79.32	4.617	16:54:01.266
146 - D1	OUTLAP	46.460	15.649	1:43.360	68.93	18.157	16:55:44.626
147 - D1	25.441	46.615	15.323	1:27.379	81.53	2.176	16:57:12.005
148 - D1	25.349	46.842	15.392	1:27.583	81.34	2.380	16:58:39.588
149 - D1	25.318	46.784	15.537	1:27.639	81.29	2.436	17:00:07.227
150 - D1	25.137	46.104	16.177	1:27.418	81.50	2.215	17:01:34.645
151 - D1	25.028	47.066	15.267	1:27.361	81.55	2.158	17:03:02.006
152 - D1	25.242	46.697	15.577	1:27.516	81.40	2.313	17:04:29.522
153 - D1	25.354	46.932	15.534	1:27.820	81.12	2.617	17:05:57.342
154 - D1	25.330	47.241	15.503	1:28.074	80.89	2.871	17:07:25.416
155 - D1	25.421	46.041	15.464	1:26.926	81.96	1.723	17:08:52.342
156 - D1	24.892	46.253	15.112	1:26.257	82.59	1.054	17:10:18.599
157 - D1	24.954	45.899	14.969	1:25.822	83.01	0.619	17:11:44.421

# TCR UK Race Weekend - Donington Park - 9th/10th Sept 2023

## Fun Cup Endurance Championship

### RACE 1 - SECTOR ANALYSIS



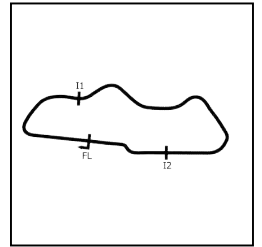
SECTOR 1 = FL to I1, SECTOR 2 = I1 to I2, SECTOR 3 = I2 to FL, DIFF = Difference To Personal Best Lap, P = Crossed Finish Line in Pit Lane, D = Time Disallowed

P9 212		EDF Motorsports - Autotel		Fun Cup			
IDEAL LAP TIME : 1:24.593		BEST LAP TIME : 1:24.667		DIFFERENCE : 0.074			
Simon COLES		Robert CROYDON					
LAP	SECTOR 1	SECTOR 2	SECTOR 3	LAP TIME	MPH	DIFF	TIME OF DAY
1 - D1		46.528	15.572	1:32.274	77.21	7.607	13:11:15.353
2 - D1	25.002	46.560	16.072	1:27.634	81.29	2.967	13:12:42.987
3 - D1	25.324	46.617	16.057	1:27.998	80.96	3.331	13:14:10.985
4 - D1	25.115	46.423	15.125	1:26.663	82.21	1.996	13:15:37.648
5 - D1	24.781	45.806	16.179	1:26.766	82.11	2.099	13:17:04.414
6 - D1	25.023	47.842	19.331	1:32.196	77.27	7.529	13:18:36.610
7 - D1	36.222	1:28.702	29.684	2:34.608	46.08	1:09.941	13:21:11.218
8 - D1	43.253	1:25.833	23.909	2:32.995	46.56	1:08.328	13:23:44.213
9 - D1	24.973	45.273	15.016	1:25.262	83.56	0.595	13:25:09.475
10 - D1	24.679	45.251	14.940	1:24.870 (2)	83.94	0.203	13:26:34.345
11 - D1	24.982	46.548	15.825	1:27.355	81.55	2.688	13:28:01.700
12 - D1	24.980	45.728	15.135	1:25.843	82.99	1.176	13:29:27.543
13 - D1	25.184	47.035	15.349	1:27.568	81.36	2.901	13:30:55.111
14 - D1	24.983	45.683	14.981	1:25.647	83.18	0.980	13:32:20.758
15 - D1	25.174	45.609	15.166	1:25.949	82.89	1.282	13:33:46.707
16 - D1	25.172	45.845	15.019	1:26.036	82.81	1.369	13:35:12.743
17 - D1	25.539	46.558	15.218	1:27.315	81.59	2.648	13:36:40.058
18 - D1	25.089	45.574	15.137	1:25.800	83.03	1.133	13:38:05.858
19 - D1	24.921	50.777	15.444	1:31.142	78.17	6.475	13:39:37.000
20 - D1	25.328	46.159	15.197	1:26.684	82.19	2.017	13:41:03.684
21 - D1	25.064	46.183	15.137	1:26.384	82.47	1.717	13:42:30.068
22 - D1	25.099	46.343	15.166	1:26.608	82.26	1.941	13:43:56.676
23 - D1	25.163	46.437	15.305	1:26.905	81.98	2.238	13:45:23.581
24 - D1	25.254	46.251	15.173	1:26.678	82.19	2.011	13:46:50.259
25 - D1	25.083	46.642	15.125	1:26.850	82.03	2.183	13:48:17.109
26 - D1	25.034	46.216	15.203	1:26.453	82.41	1.786	13:49:43.562
27 - D1	25.184	45.969	15.032	1:26.185	82.66	1.518	13:51:09.747
28 - D1	25.114	45.909	15.068	1:26.091	82.75	1.424	13:52:35.838
29 - D1	25.166	46.352	IN PIT	1:28.865 P	80.17	4.198	13:54:04.703
30 - D1	OUTLAP	54.596	15.428	2:16.418	52.22	51.751	13:56:21.121
31 - D1	25.255	47.081	15.422	1:27.758	81.18	3.091	13:57:48.879
32 - D1	24.987	46.048	15.069	1:26.104	82.74	1.437	13:59:14.983
33 - D1	25.694	46.196	15.096	1:26.986	81.90	2.319	14:00:41.969
34 - D1	25.147	46.037	15.037	1:26.221	82.63	1.554	14:02:08.190
35 - D1	24.899	46.036	15.114	1:26.049	82.79	1.382	14:03:34.239
36 - D1	38.494	55.701	15.092	1:49.287	65.19	24.620	14:05:23.526
37 - D1	25.207	46.386	15.261	1:26.854	82.03	2.187	14:06:50.380
38 - D1	25.197	1:16.707	16.358	1:58.262	60.24	33.595	14:08:48.642
39 - D1	24.747	46.209	16.437	1:27.393	81.52	2.726	14:10:16.035
40 - D1	24.784	46.414	15.066	1:26.264	82.59	1.597	14:11:42.299
41 - D1	24.920	46.532	15.386	1:26.838	82.04	2.171	14:13:09.137
42 - D1	24.919	45.621	14.869	1:25.409	83.41	0.742	14:14:34.546
43 - D1	25.208	45.679	15.142	1:26.029	82.81	1.362	14:16:00.575
44 - D1	24.801	45.635	15.137	1:25.573	83.25	0.906	14:17:26.148
45 - D1	24.765	45.729	14.933	1:25.427	83.40	0.760	14:18:51.575
46 - D1	24.825	45.275	15.203	1:25.303	83.52	0.636	14:20:16.878
47 - D1	24.945	46.064	15.305	1:26.314	82.54	1.647	14:21:43.192
48 - D1	25.229	45.858	15.245	1:26.332	82.52	1.665	14:23:09.524
49 - D1	24.946	45.623	15.105	1:25.674	83.15	1.007	14:24:35.198
50 - D1	24.902	45.780	15.575	1:26.257	82.59	1.590	14:26:01.455
51 - D1	24.917	45.919	15.429	1:26.265	82.59	1.598	14:27:27.720
52 - D1	25.038	45.473	15.567	1:26.078	82.76	1.411	14:28:53.798
53 - D1	24.989	47.603	15.042	1:27.634	81.29	2.967	14:30:21.432
54 - D1	24.922	46.164	15.190	1:26.276	82.57	1.609	14:31:47.708
55 - D1	OUTLAP	46.966	15.424	7:25.295	15.99	6:00.628	14:39:13.003
56 - D1	25.152	45.728	15.255	1:26.135	82.71	1.468	14:40:39.138
57 - D1	25.249	45.783	15.188	1:26.220	82.63	1.553	14:42:05.358
58 - D1	25.135	45.884	15.533	1:26.552	82.31	1.885	14:43:31.910
59 - D1	25.127	46.283	15.781	1:27.191	81.71	2.524	14:44:59.101
60 - D1	25.045	46.421	15.376	1:26.842	82.04	2.175	14:46:25.943
61 - D1	25.175	45.764	15.096	1:26.035	82.81	1.368	14:47:51.978

# TCR UK Race Weekend - Donington Park - 9th/10th Sept 2023

## Fun Cup Endurance Championship

### RACE 1 - SECTOR ANALYSIS



SECTOR 1 = FL to I1, SECTOR 2 = I1 to I2, SECTOR 3 = I2 to FL, DIFF = Difference To Personal Best Lap, P = Crossed Finish Line in Pit Lane, D = Time Disallowed

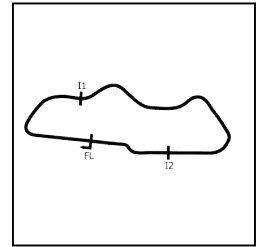
62 - D1	24.765	45.834	15.115	1:25.714	83.12	1.047	14:49:17.692
63 - D1	25.064	46.247	15.147	1:26.458	82.40	1.791	14:50:44.150
64 - D1	25.048	46.000	15.305	1:26.353	82.50	1.686	14:52:10.503
65 - D1	25.084	46.748	15.356	1:27.188	81.71	2.521	14:53:37.691
66 - D1	25.276	46.211	15.060	1:26.547	82.32	1.880	14:55:04.238
67 - D1	25.079	46.018	15.671	1:26.768	82.11	2.101	14:56:31.006
68 - D1	24.941	45.747	15.314	1:26.002	82.84	1.335	14:57:57.008
69 - D1	24.921	45.599	14.969	1:25.489	83.33	0.822	14:59:22.497
70 - D1	24.701	45.483	14.932	1:25.116	(3) 83.70	0.449	15:00:47.613
71 - D1	24.832	45.508	14.990	1:25.330	83.49	0.663	15:02:12.943
72 - D1	24.779	45.529	14.920	1:25.228	83.59	0.561	15:03:38.171
73 - D1	24.805	45.431	14.998	1:25.234	83.58	0.567	15:05:03.405
74 - D1	24.595	45.583	15.215	1:25.393	83.43	0.726	15:06:28.798
75 - D1	25.052	46.256	14.900	1:26.208	82.64	1.541	15:07:55.006
76 - D1	25.034	45.435	15.068	1:25.537	83.29	0.870	15:09:20.543
77 - D1	25.063	46.105	15.081	1:26.249	82.60	1.582	15:10:46.792
78 - D1	24.981	45.392	16.139	1:26.512	82.35	1.845	15:12:13.304
79 - D1	25.210	45.854	15.040	1:26.104	82.74	1.437	15:13:39.408
80 - D1	25.088	45.566	14.959	1:25.613	83.21	0.946	15:15:05.021
81 - D1	25.088	45.438	15.054	1:25.580	83.25	0.913	15:16:30.601
82 - D1	24.971	45.748	IN PIT	1:27.231	P 81.67	2.564	15:17:57.832
83 - D1	OUTLAP	46.531	15.349	2:38.491	44.95	1:13.824	15:20:36.323
84 - D1	25.238	45.712	15.030	1:25.980	82.86	1.313	15:22:02.303
85 - D1	25.116	46.038	15.223	1:26.377	82.48	1.710	15:23:28.680
86 - D1	25.055	46.110	15.012	1:26.177	82.67	1.510	15:24:54.857
87 - D1	24.755	45.480	14.885	1:25.120	83.70	0.453	15:26:19.977
88 - D1	24.697	45.626	14.865	1:25.188	83.63	0.521	15:27:45.165
89 - D1	24.884	45.548	14.960	1:25.392	83.43	0.725	15:29:10.557
90 - D1	25.017	45.869	<b>14.833</b>	1:25.719	83.11	1.052	15:30:36.276
91 - D1	24.884	45.879	14.948	1:25.711	83.12	1.044	15:32:01.987
92 - D1	24.921	45.626	14.897	1:25.444	83.38	0.777	15:33:27.431
93 - D1	24.908	45.703	15.051	1:25.662	83.17	0.995	15:34:53.093
94 - D1	24.982	45.823	15.052	1:25.857	82.98	1.190	15:36:18.950
95 - D1	25.224	45.857	15.113	1:26.194	82.65	1.527	15:37:45.144
96 - D1	25.057	46.505	15.699	1:27.261	81.64	2.594	15:39:12.405
97 - D1	29.727	1:25.735	27.307	2:22.769	49.90	58.102	15:41:35.174
98 - D1	45.602	1:25.691	25.930	2:37.223	45.31	1:12.556	15:44:12.397
99 - D1	44.462	1:24.603	25.687	2:34.752	46.03	1:10.085	15:46:47.149
100 - D1	44.019	1:36.209	15.690	2:35.918	45.69	1:11.251	15:49:23.067
101 - D1	24.736	46.323	15.213	1:26.272	82.58	1.605	15:50:49.339
102 - D1	24.792	45.863	IN PIT	1:28.779	P 80.25	4.112	15:52:18.118
103 - D1	OUTLAP	46.373	15.231	2:14.890	52.81	50.223	15:54:33.008
104 - D1	25.108	45.647	15.070	1:25.825	83.01	1.158	15:55:58.833
105 - D1	24.799	45.883	15.192	1:25.874	82.96	1.207	15:57:24.707
106 - D1	25.107	45.793	15.258	1:26.158	82.69	1.491	15:58:50.865
107 - D1	24.946	45.987	15.254	1:26.187	82.66	1.520	16:00:17.052
108 - D1	24.996	45.751	15.110	1:25.857	82.98	1.190	16:01:42.909
109 - D1	25.145	46.159	15.228	1:26.532	82.33	1.865	16:03:09.441
110 - D1	24.836	45.394	15.052	1:25.282	83.54	0.615	16:04:34.723
111 - D1	24.796	45.275	15.064	1:25.135	83.68	0.468	16:05:59.858
112 - D1	25.003	45.723	15.443	1:26.169	82.68	1.502	16:07:26.027
113 - D1	25.111	45.741	15.198	1:26.050	82.79	1.383	16:08:52.077
114 - D1	25.187	46.029	15.317	1:26.533	82.33	1.866	16:10:18.610
115 - D1	24.897	45.770	15.217	1:25.884	82.95	1.217	16:11:44.494
116 - D1	25.602	45.599	15.182	1:26.383	82.47	1.716	16:13:10.877
117 - D1	25.155	46.174	15.308	1:26.637	82.23	1.970	16:14:37.514
118 - D1	25.255	46.274	15.103	1:26.632	82.24	1.965	16:16:04.146
119 - D1	24.975	45.845	14.967	1:25.787	83.05	1.120	16:17:29.933
120 - D1	24.897	45.630	14.973	1:25.500	83.32	0.833	16:18:55.433
121 - D1	24.973	45.944	15.059	1:25.976	82.86	1.309	16:20:21.409
122 - D1	25.168	45.919	15.190	1:26.277	82.57	1.610	16:21:47.686
123 - D1	25.394	45.778	15.303	1:26.475	82.38	1.808	16:23:14.161
124 - D1	25.110	45.807	15.640	1:26.557	82.31	1.890	16:24:40.718
125 - D1	24.931	45.633	14.978	1:25.542	83.28	0.875	16:26:06.260
126 - D1	24.942	45.649	16.062	1:26.653	82.22	1.986	16:27:32.913
127 - D1	25.670	45.643	15.107	1:26.420	82.44	1.753	16:28:59.333



# TCR UK Race Weekend - Donington Park - 9th/10th Sept 2023

## Fun Cup Endurance Championship

### RACE 1 - SECTOR ANALYSIS



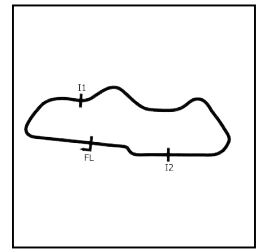
SECTOR 1 = FL to I1, SECTOR 2 = I1 to I2, SECTOR 3 = I2 to FL, DIFF = Difference To Personal Best Lap, P = Crossed Finish Line in Pit Lane, D = Time Disallowed

128 - D1	24.854	45.538	14.954	1:25.346	83.47	0.679	16:30:24.679
129 - D1	24.892	45.699	15.900	1:26.491	82.37	1.824	16:31:51.170
130 - D1	25.011	45.384	15.102	1:25.497	83.33	0.830	16:33:16.667
131 - D1	24.859	45.539	IN PIT	1:27.640	<b>P</b>	2.973	16:34:44.307
132 - D1	OUTLAP	45.768	15.025	2:07.646	55.81	42.979	16:36:51.953
133 - D1	24.791	45.705	15.195	1:25.691	83.14	1.024	16:38:17.644
134 - D1	24.929	46.477	15.119	1:26.525	82.34	1.858	16:39:44.169
135 - D1	24.904	45.907	15.242	1:26.053	82.79	1.386	16:41:10.222
136 - D1	25.017	45.840	15.114	1:25.971	82.87	1.304	16:42:36.193
137 - D1	24.997	45.705	15.114	1:25.816	83.02	1.149	16:44:02.009
138 - D1	24.993	46.028	15.842	1:26.863	82.02	2.196	16:45:28.872
139 - D1	24.987	45.885	15.216	1:26.088	82.75	1.421	16:46:54.960
140 - D1	25.260	46.257	15.247	1:26.764	82.11	2.097	16:48:21.724
141 - D1	25.362	45.590	14.924	1:25.876	82.96	1.209	16:49:47.600
142 - D1	25.025	45.522	15.376	1:25.923	82.91	1.256	16:51:13.523
143 - D1	24.970	45.381	14.935	1:25.286	83.53	0.619	16:52:38.809
144 - D1	24.715	45.334	16.012	1:26.061	82.78	1.394	16:54:04.870
145 - D1	25.066	45.626	14.886	1:25.578	83.25	0.911	16:55:30.448
146 - D1	24.889	45.412	14.947	1:25.248	83.57	0.581	16:56:55.696
147 - D1	24.862	45.524	15.135	1:25.521	83.30	0.854	16:58:21.217
148 - D1	24.788	45.368	15.305	1:25.461	83.36	0.794	16:59:46.678
<b>149 - D1</b>	<b>24.577</b>	<b>45.183</b>	14.907	<b>1:24.667 (1)</b>	<b>84.14</b>		<b>17:01:11.345</b>
150 - D1	24.670	45.574	15.198	1:25.442	83.38	0.775	17:02:36.787
151 - D1	24.676	46.502	14.883	1:26.061	82.78	1.394	17:04:02.848
152 - D1	24.759	45.969	15.615	1:26.343	82.51	1.676	17:05:29.191
153 - D1	25.189	45.933	15.154	1:26.276	82.57	1.609	17:06:55.467
154 - D1	24.995	45.705	15.084	1:25.784	83.05	1.117	17:08:21.251
155 - D1	24.902	45.615	15.047	1:25.564	83.26	0.897	17:09:46.815
156 - D1	24.994	45.946	15.272	1:26.212	82.64	1.545	17:11:13.027

# TCR UK Race Weekend - Donington Park - 9th/10th Sept 2023

## Fun Cup Endurance Championship

### RACE 1 - SECTOR ANALYSIS



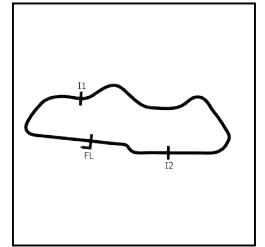
SECTOR 1 = FL to I1, SECTOR 2 = I1 to I2, SECTOR 3 = I2 to FL, DIFF = Difference To Personal Best Lap, P = Crossed Finish Line in Pit Lane, D = Time Disallowed

P10 214		Team Seed Data		Fun Cup			
IDEAL LAP TIME : 1:24.898		BEST LAP TIME : 1:25.151		DIFFERENCE : 0.253			
Mike DEVLIN		Matt HOGG					
LAP	SECTOR 1	SECTOR 2	SECTOR 3	LAP TIME	MPH	DIFF	TIME OF DAY
1 - D1		53.682	16.343	1:41.642	70.09	16.491	13:11:24.721
2 - D1	25.136	45.823	15.391	1:26.350	82.50	1.199	13:12:51.071
3 - D1	25.076	45.578	14.963	1:25.617	83.21	0.466	13:14:16.688
4 - D1	24.789	45.629	4:33.751	5:44.169	20.70	4:19.018	13:20:00.857
5 - D1	28.551	47.244	15.907	1:31.702	77.69	6.551	13:21:32.559
6 - D1	27.710	1:26.076	23.697	2:17.483	51.82	52.332	13:23:50.042
7 - D1	26.387	47.423	15.165	1:28.975	80.07	3.824	13:25:19.017
8 - D1	25.109	45.540	15.221	1:25.870	82.97	0.719	13:26:44.887
9 - D1	25.037	45.658	15.074	1:25.769	83.06	0.618	13:28:10.656
10 - D1	25.188	45.715	15.165	1:26.068	82.77	0.917	13:29:36.724
11 - D1	25.429	45.927	15.437	1:26.793	82.08	1.642	13:31:03.517
12 - D1	25.174	45.657	15.152	1:25.983	82.86	0.832	13:32:29.500
13 - D1	25.456	46.832	15.865	1:28.153	80.82	3.002	13:33:57.653
14 - D1	25.456	45.897	15.214	1:26.567	82.30	1.416	13:35:24.220
15 - D1	25.343	45.781	15.111	1:26.235	82.61	1.084	13:36:50.455
16 - D1	25.115	45.687	15.355	1:26.157	82.69	1.006	13:38:16.612
17 - D1	25.113	46.066	16.109	1:27.288	81.62	2.137	13:39:43.900
18 - D1	25.626	46.149	15.204	1:26.979	81.91	1.828	13:41:10.879
19 - D1	25.010	46.279	15.127	1:26.416	82.44	1.265	13:42:37.295
20 - D1	25.302	46.483	15.338	1:27.123	81.77	1.972	13:44:04.418
21 - D1	25.544	46.830	16.785	1:29.159	79.90	4.008	13:45:33.577
22 - D1	25.744	46.340	15.653	1:27.737	81.20	2.586	13:47:01.314
23 - D1	25.820	46.275	15.058	1:27.153	81.74	2.002	13:48:28.467
24 - D1	26.063	46.646	15.159	1:27.868	81.08	2.717	13:49:56.335
25 - D1	25.529	46.747	15.243	1:27.519	81.40	2.368	13:51:23.854
26 - D1	25.547	47.489	15.326	1:28.362	80.63	3.211	13:52:52.216
27 - D1	25.611	47.382	15.903	1:28.896	80.14	3.745	13:54:21.112
28 - D1	25.485	47.328	15.378	1:28.191	80.78	3.040	13:55:49.303
29 - D1	25.403	47.797	15.213	1:28.413	80.58	3.262	13:57:17.716
30 - D1	25.471	47.463	IN PIT	1:30.075	P 79.09	4.924	13:58:47.791
31 - D1	OUTLAP	48.331	15.885	2:06.148	56.47	40.997	14:00:53.939
32 - D1	25.551	48.091	15.485	1:29.127	79.93	3.976	14:02:23.066
33 - D1	25.486	48.910	15.908	1:30.304	78.89	5.153	14:03:53.370
34 - D1	26.923	1:21.427	27.267	2:15.617	52.53	50.466	14:06:08.987
35 - D1	46.621	1:26.477	16.105	2:29.203	47.75	1:04.052	14:08:38.190
36 - D1	25.198	46.632	15.943	1:27.773	81.17	2.622	14:10:05.963
37 - D1	25.553	46.424	15.155	1:27.132	81.76	1.981	14:11:33.095
38 - D1	24.913	46.588	15.837	1:27.338	81.57	2.187	14:13:00.433
39 - D1	25.745	46.819	15.915	1:28.479	80.52	3.328	14:14:28.912
40 - D1	25.293	45.974	15.251	1:26.518	82.34	1.367	14:15:55.430
41 - D1	25.416	46.692	15.852	1:27.960	80.99	2.809	14:17:23.390
42 - D1	25.321	46.021	15.287	1:26.629	82.24	1.478	14:18:50.019
43 - D1	25.055	46.154	15.103	1:26.312	82.54	1.161	14:20:16.331
44 - D1	25.381	46.846	17.481	1:29.708	79.42	4.557	14:21:46.039
45 - D1	25.923	47.537	IN PIT	1:32.218	P 77.25	7.067	14:23:18.257
46 - D1	OUTLAP	46.480	15.348	1:40.540	70.86	15.389	14:24:58.797
47 - D1	25.209	46.376	15.289	1:26.874	82.01	1.723	14:26:25.671
48 - D1	25.312	46.388	15.363	1:27.063	81.83	1.912	14:27:52.734
49 - D1	25.200	46.411	15.267	1:26.878	82.00	1.727	14:29:19.612
50 - D1	25.186	49.635	15.420	1:30.241	78.95	5.090	14:30:49.853
51 - D1	25.197	46.669	15.469	1:27.335	81.57	2.184	14:32:17.188
52 - D1	25.336	46.363	15.329	1:27.028	81.86	1.877	14:33:44.216
53 - D1	25.089	46.285	15.313	1:26.687	82.18	1.536	14:35:10.903
54 - D1	25.507	46.248	IN PIT	1:28.991	P 80.06	3.840	14:36:39.894
55 - D1	OUTLAP	46.624	15.374	2:29.829	47.55	1:04.678	14:39:09.723
56 - D1	25.430	46.522	15.461	1:27.413	81.50	2.262	14:40:37.136
57 - D1	25.124	46.491	15.461	1:27.076	81.82	1.925	14:42:04.212
58 - D1	25.187	46.543	15.708	1:27.438	81.48	2.287	14:43:31.650
59 - D1	25.100	46.902	16.254	1:28.256	80.72	3.105	14:44:59.906
60 - D1	25.222	48.078	15.567	1:28.867	80.17	3.716	14:46:28.773
61 - D1	25.532	46.418	15.688	1:27.638	81.29	2.487	14:47:56.411

# TCR UK Race Weekend - Donington Park - 9th/10th Sept 2023

## Fun Cup Endurance Championship

### RACE 1 - SECTOR ANALYSIS



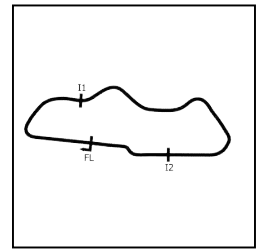
SECTOR 1 = FL to I1, SECTOR 2 = I1 to I2, SECTOR 3 = I2 to FL, DIFF = Difference To Personal Best Lap, P = Crossed Finish Line in Pit Lane, D = Time Disallowed

62 - D1	25.364	47.133	16.099	1:28.596	80.41	3.445	14:49:25.007
63 - D1	25.005	46.409	15.455	1:26.869	82.01	1.718	14:50:51.876
64 - D1	25.256	46.834	15.155	1:27.245	81.66	2.094	14:52:19.121
65 - D1	25.162	46.774	15.136	1:27.072	81.82	1.921	14:53:46.193
66 - D1	25.273	46.948	15.016	1:27.237	81.66	2.086	14:55:13.430
67 - D1	24.908	46.524	15.101	1:26.533	82.33	1.382	14:56:39.963
68 - D1	25.097	47.431	15.309	1:27.837	81.11	2.686	14:58:07.800
69 - D1	25.404	46.588	16.509	1:28.501	80.50	3.350	14:59:36.301
70 - D1	25.634	46.403	15.813	1:27.850	81.10	2.699	15:01:04.151
71 - D1	25.440	47.208	15.498	1:28.146	80.82	2.995	15:02:32.297
72 - D1	25.581	46.323	15.133	1:27.037	81.85	1.886	15:03:59.334
73 - D1	25.271	46.140	15.419	1:26.830	82.05	1.679	15:05:26.164
74 - D1	25.191	46.021	16.362	1:27.574	81.35	2.423	15:06:53.738
75 - D1	26.152	46.311	15.285	1:27.748	81.19	2.597	15:08:21.486
76 - D1	25.485	46.501	15.010	1:26.996	81.89	1.845	15:09:48.482
77 - D1	25.298	48.225	15.476	1:28.999	80.05	3.848	15:11:17.481
78 - D1	25.043	46.413	15.231	1:26.687	82.18	1.536	15:12:44.168
79 - D1	25.335	46.627	IN PIT	1:28.904	<b>P</b> 80.13	3.753	15:14:13.072
80 - D1	OUTLAP	46.896	15.395	2:05.112	56.94	39.961	15:16:18.184
81 - D1	24.995	46.248	15.443	1:26.686	82.18	1.535	15:17:44.870
82 - D1	25.154	47.115	15.302	1:27.571	81.35	2.420	15:19:12.441
83 - D1	25.409	46.677	15.219	1:27.305	81.60	2.154	15:20:39.746
84 - D1	25.767	45.907	15.132	1:26.806	82.07	1.655	15:22:06.552
85 - D1	25.113	46.297	15.107	1:26.517	82.34	1.366	15:23:33.069
86 - D1	24.875	45.480	14.997	1:25.352	<b>(3)</b> 83.47	0.201	15:24:58.421
87 - D1	24.877	45.923	15.490	1:26.290	82.56	1.139	15:26:24.711
88 - D1	25.047	46.175	15.121	1:26.343	82.51	1.192	15:27:51.054
89 - D1	25.041	46.416	15.171	1:26.628	82.24	1.477	15:29:17.682
90 - D1	25.137	46.457	15.190	1:26.784	82.09	1.633	15:30:44.466
91 - D1	24.991	46.802	15.788	1:27.581	81.34	2.430	15:32:12.047
92 - D1	25.093	46.072	15.160	1:26.325	82.53	1.174	15:33:38.372
93 - D1	24.885	46.090	15.241	1:26.216	82.63	1.065	15:35:04.588
94 - D1	24.978	46.192	15.221	1:26.391	82.46	1.240	15:36:30.979
95 - D1	25.049	46.176	15.297	1:26.522	82.34	1.371	15:37:57.501
96 - D1	25.120	47.602	15.828	1:28.550	80.45	3.399	15:39:26.051
97 - D1	26.197	1:18.561	27.033	2:11.791	54.06	46.640	15:41:37.842
98 - D1	45.719	1:25.346	26.725	2:37.790	45.15	1:12.639	15:44:15.632
99 - D1	44.094	1:24.118	25.688	2:33.900	46.29	1:08.749	15:46:49.532
100 - D1	44.349	1:36.609	15.669	2:36.627	45.48	1:11.476	15:49:26.159
101 - D1	<b>24.620</b>	45.617	14.917	1:25.154	<b>(2)</b> 83.66	0.003	15:50:51.313
102 - D1	24.808	45.984	15.018	1:25.810	83.02	0.659	15:52:17.123
103 - D1	24.701	46.260	15.103	1:26.064	82.78	0.913	15:53:43.187
104 - D1	24.853	46.013	14.937	1:25.803	83.03	0.652	15:55:08.990
105 - D1	24.873	46.495	IN PIT	1:28.410	<b>P</b> 80.58	3.259	15:56:37.400
106 - D1	OUTLAP	46.396	15.325	2:23.065	49.80	57.914	15:59:00.465
107 - D1	25.007	46.368	15.142	1:26.517	82.34	1.366	16:00:26.982
108 - D1	25.152	46.293	15.237	1:26.682	82.19	1.531	16:01:53.664
109 - D1	25.044	46.177	15.196	1:26.417	82.44	1.266	16:03:20.081
110 - D1	25.007	46.114	15.146	1:26.267	82.58	1.116	16:04:46.348
111 - D1	25.244	46.195	15.115	1:26.554	82.31	1.403	16:06:12.902
112 - D1	25.326	46.346	15.255	1:26.927	81.96	1.776	16:07:39.829
113 - D1	25.487	46.732	15.295	1:27.514	81.41	2.363	16:09:07.343
114 - D1	25.631	46.006	15.094	1:26.731	82.14	1.580	16:10:34.074
115 - D1	25.233	46.157	16.460	1:27.850	81.10	2.699	16:12:01.924
116 - D1	25.364	46.166	15.389	1:26.919	81.96	1.768	16:13:28.843
117 - D1	25.278	46.320	16.206	1:27.804	81.14	2.653	16:14:56.647
118 - D1	25.075	46.297	15.180	1:26.552	82.31	1.401	16:16:23.199
119 - D1	25.160	45.801	15.277	1:26.238	82.61	1.087	16:17:49.437
120 - D1	25.128	45.719	15.247	1:26.094	82.75	0.943	16:19:15.531
121 - D1	25.553	45.966	15.046	1:26.565	82.30	1.414	16:20:42.096
122 - D1	25.266	46.063	15.004	1:26.333	82.52	1.182	16:22:08.429
123 - D1	25.090	45.875	15.251	1:26.216	82.63	1.065	16:23:34.645
124 - D1	25.838	45.753	14.952	1:26.543	82.32	1.392	16:25:01.188
125 - D1	25.069	45.776	15.332	1:26.177	82.67	1.026	16:26:27.365
126 - D1	25.139	47.422	16.024	1:28.585	80.42	3.434	16:27:55.950
127 - D1	25.660	46.325	15.133	1:27.118	81.78	1.967	16:29:23.068

# TCR UK Race Weekend - Donington Park - 9th/10th Sept 2023

## Fun Cup Endurance Championship

### RACE 1 - SECTOR ANALYSIS



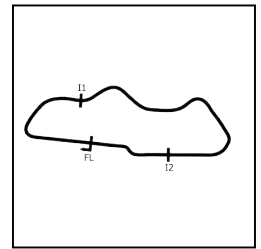
SECTOR 1 = FL to I1, SECTOR 2 = I1 to I2, SECTOR 3 = I2 to FL, DIFF = Difference To Personal Best Lap, P = Crossed Finish Line in Pit Lane, D = Time Disallowed

128 - D1	25.239	45.965	15.210	1:26.414	82.44	1.263	16:30:49.482
129 - D1	25.196	46.396	15.158	1:26.750	82.12	1.599	16:32:16.232
130 - D1	25.451	46.105	15.312	1:26.868	82.01	1.717	16:33:43.100
131 - D1	24.971	46.361	IN PIT	1:27.933	<b>P</b> 81.02	2.782	16:35:11.033
132 - D1	OUTLAP	46.709	15.257	2:01.910	58.44	36.759	16:37:12.943
133 - D1	25.022	45.990	15.211	1:26.223	82.63	1.072	16:38:39.166
134 - D1	25.204	46.450	15.170	1:26.824	82.05	1.673	16:40:05.990
135 - D1	25.111	46.199	15.266	1:26.576	82.29	1.425	16:41:32.566
136 - D1	25.090	45.997	15.118	1:26.205	82.64	1.054	16:42:58.771
137 - D1	24.815	46.087	15.233	1:26.135	82.71	0.984	16:44:24.906
138 - D1	24.991	46.349	15.125	1:26.465	82.39	1.314	16:45:51.371
139 - D1	26.066	46.551	15.073	1:27.690	81.24	2.539	16:47:19.061
140 - D1	25.562	46.810	15.233	1:27.605	81.32	2.454	16:48:46.666
141 - D1	25.211	46.141	15.937	1:27.289	81.62	2.138	16:50:13.955
142 - D1	25.002	45.670	15.031	1:25.703	83.13	0.552	16:51:39.658
143 - D1	24.815	<b>45.436</b>	15.650	1:25.901	82.94	0.750	16:53:05.559
144 - D1	24.813	45.720	15.031	1:25.564	83.26	0.413	16:54:31.123
<b>145 - D1</b>	24.659	45.650	<b>14.842</b>	<b>1:25.151 (1)</b>	<b>83.67</b>		<b>16:55:56.274</b>
146 - D1	24.765	45.724	15.066	1:25.555	83.27	0.404	16:57:21.829
147 - D1	24.805	45.646	14.993	1:25.444	83.38	0.293	16:58:47.273
148 - D1	24.891	45.864	15.004	1:25.759	83.07	0.608	17:00:13.032
149 - D1	24.914	45.962	15.312	1:26.188	82.66	1.037	17:01:39.220
150 - D1	24.922	45.797	15.122	1:25.841	82.99	0.690	17:03:05.061
151 - D1	24.945	45.827	16.071	1:26.843	82.04	1.692	17:04:31.904
152 - D1	25.261	45.923	15.333	1:26.517	82.34	1.366	17:05:58.421
153 - D1	24.819	47.118	15.392	1:27.329	81.58	2.178	17:07:25.750
154 - D1	24.830	46.016	15.382	1:26.228	82.62	1.077	17:08:51.978
155 - D1	25.027	46.132	15.204	1:26.363	82.49	1.212	17:10:18.341
156 - D1	24.933	45.898	15.076	1:25.907	82.93	0.756	17:11:44.248

# TCR UK Race Weekend - Donington Park - 9th/10th Sept 2023

## Fun Cup Endurance Championship

### RACE 1 - SECTOR ANALYSIS



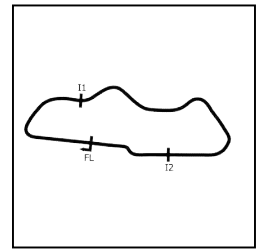
SECTOR 1 = FL to I1, SECTOR 2 = I1 to I2, SECTOR 3 = I2 to FL, DIFF = Difference To Personal Best Lap, P = Crossed Finish Line in Pit Lane, D = Time Disallowed

P11 14 M Team Greenheath		Fun Cup					
IDEAL LAP TIME : 1:24.372		BEST LAP TIME : 1:24.727		DIFFERENCE : 0.355			
Gary BATE (M)		Paul TURNER					
LAP	SECTOR 1	SECTOR 2	SECTOR 3	LAP TIME	MPH	DIFF	TIME OF DAY
1 - D1		45.825	15.614	1:30.965	78.32	6.238	13:11:14.044
2 - D1	25.343	46.721	16.355	1:28.419	80.57	3.692	13:12:42.463
3 - D1	25.183	45.270	15.121	1:25.574	83.25	0.847	13:14:08.037
4 - D1	24.865	45.421	15.163	1:25.449	83.37	0.722	13:15:33.486
5 - D1	24.955	45.547	15.965	1:26.467	82.39	1.740	13:16:59.953
6 - D1	25.082	47.136	18.022	1:30.240	78.95	5.513	13:18:30.193
7 - D1	36.704	1:26.595	29.988	2:33.287	46.47	1:08.560	13:21:03.480
8 - D1	45.556	1:25.952	23.605	2:35.113	45.93	1:10.386	13:23:38.593
9 - D1	24.951	45.705	14.819	1:25.475	83.35	0.748	13:25:04.068
10 - D1	24.707	45.245	14.940	1:24.892	83.92	0.165	13:26:28.960
11 - D1	24.768	45.174	15.229	1:25.171	83.65	0.444	13:27:54.131
12 - D1	24.749	45.091	15.154	1:24.994	83.82	0.267	13:29:19.125
13 - D1	24.933	45.813	15.124	1:25.870	82.97	1.143	13:30:44.995
14 - D1	25.086	45.999	15.636	1:26.721	82.15	1.994	13:32:11.716
15 - D1	25.082	44.999	15.064	1:25.145	83.67	0.418	13:33:36.861
16 - D1	24.885	46.006	15.404	1:26.295	82.56	1.568	13:35:03.156
17 - D1	25.230	45.820	16.473	1:27.523	81.40	2.796	13:36:30.679
18 - D1	25.269	45.188	15.106	1:25.563	83.26	0.836	13:37:56.242
19 - D1	24.984	46.589	15.339	1:26.912	81.97	2.185	13:39:23.154
20 - D1	24.831	45.941	15.306	1:26.078	82.76	1.351	13:40:49.232
21 - D1	24.760	45.755	15.194	1:25.709	83.12	0.982	13:42:14.941
22 - D1	25.315	45.899	16.077	1:27.291	81.61	2.564	13:43:42.232
23 - D1	24.887	45.134	15.248	1:25.269	83.55	0.542	13:45:07.501
24 - D1	24.879	46.255	16.733	1:27.867	81.08	3.140	13:46:35.368
25 - D1	25.242	45.628	14.986	1:25.856	82.98	1.129	13:48:01.224
26 - D1	24.901	45.503	15.475	1:25.879	82.96	1.152	13:49:27.103
27 - D1	24.869	45.814	14.986	1:25.669	83.16	0.942	13:50:52.772
28 - D1	24.757	45.270	15.025	1:25.052	83.76	0.325	13:52:17.824
29 - D1	25.301	45.808	16.414	1:27.523	81.40	2.796	13:53:45.347
30 - D1	25.485	45.840	IN PIT	1:28.267	P 80.71	3.540	13:55:13.614
31 - D1	OUTLAP	46.084	15.189	1:53.550	62.74	28.823	13:57:07.164
32 - D1	25.015	45.945	15.191	1:26.151	82.69	1.424	13:58:33.315
33 - D1	25.312	46.275	15.517	1:27.104	81.79	2.377	14:00:00.419
34 - D1	25.069	46.659	15.155	1:26.883	82.00	2.156	14:01:27.302
35 - D1	24.845	45.713	15.012	1:25.570	83.26	0.843	14:02:52.872
36 - D1	24.669	50.853	16.444	1:31.966	77.47	7.239	14:04:24.838
37 - D1	26.326	57.966	26.339	1:50.631	64.40	25.904	14:06:15.469
38 - D1	46.962	1:26.117	15.719	2:28.798	47.88	1:04.071	14:08:44.267
39 - D1	24.894	45.583	14.861	1:25.338	83.48	0.611	14:10:09.605
40 - D1	24.755	45.569	15.150	1:25.474	83.35	0.747	14:11:35.079
41 - D1	24.556	46.207	15.122	1:25.885	82.95	1.158	14:13:00.964
42 - D1	24.743	45.688	15.743	1:26.174	82.67	1.447	14:14:27.138
43 - D1	24.926	45.060	14.911	1:24.897	83.92	0.170	14:15:52.035
44 - D1	24.794	45.185	14.906	1:24.885	(3) 83.93	0.158	14:17:16.920
45 - D1	24.704	45.011	15.711	1:25.426	83.40	0.699	14:18:42.346
46 - D1	24.985	45.990	15.406	1:26.381	82.47	1.654	14:20:08.727
47 - D1	25.158	45.755	14.949	1:25.862	82.97	1.135	14:21:34.589
48 - D1	25.273	45.766	IN PIT	1:27.215	P 81.69	2.488	14:23:01.804
49 - D1	OUTLAP	45.943	14.977	1:37.233	73.27	12.506	14:24:39.037
50 - D1	25.071	45.868	14.942	1:25.881	82.95	1.154	14:26:04.918
51 - D1	24.939	45.792	15.289	1:26.020	82.82	1.293	14:27:30.938
52 - D1	25.049	45.651	15.037	1:25.737	83.09	1.010	14:28:56.675
53 - D1	24.767	46.218	15.082	1:26.067	82.78	1.340	14:30:22.742
54 - D1	24.931	46.699	15.489	1:27.119	81.78	2.392	14:31:49.861
55 - D1	25.096	46.097	IN PIT	1:27.648	P 81.28	2.921	14:33:17.509
56 - D1	OUTLAP	46.553	15.465	2:16.149	52.32	51.422	14:35:33.658
57 - D1	25.372	45.941	15.212	1:26.525	82.34	1.798	14:37:00.183
58 - D1	25.141	45.929	15.249	1:26.319	82.53	1.592	14:38:26.502
59 - D1	25.248	46.146	15.264	1:26.658	82.21	1.931	14:39:53.160
60 - D1	25.501	46.079	15.580	1:27.160	81.74	2.433	14:41:20.320
61 - D1	25.322	46.112	15.257	1:26.691	82.18	1.964	14:42:47.011

# TCR UK Race Weekend - Donington Park - 9th/10th Sept 2023

## Fun Cup Endurance Championship

### RACE 1 - SECTOR ANALYSIS



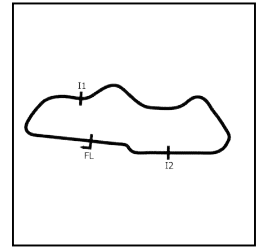
SECTOR 1 = FL to I1, SECTOR 2 = I1 to I2, SECTOR 3 = I2 to FL, DIFF = Difference To Personal Best Lap, P = Crossed Finish Line in Pit Lane, D = Time Disallowed

62 - D1	25.443	46.055	15.437	1:26.935	81.95	2.208	14:44:13.946
63 - D1	25.277	46.127	15.343	1:26.747	82.13	2.020	14:45:40.693
64 - D1	25.269	46.027	15.328	1:26.624	82.24	1.897	14:47:07.317
65 - D1	25.346	46.129	15.304	1:26.779	82.10	2.052	14:48:34.096
66 - D1	25.188	46.128	15.157	1:26.473	82.39	1.746	14:50:00.569
67 - D1	25.337	45.910	15.081	1:26.328	82.52	1.601	14:51:26.897
68 - D1	25.253	45.839	15.166	1:26.258	82.59	1.531	14:52:53.155
69 - D1	25.280	46.393	15.156	1:26.829	82.05	2.102	14:54:19.984
70 - D1	25.260	46.118	15.220	1:26.598	82.27	1.871	14:55:46.582
71 - D1	25.461	45.880	15.044	1:26.385	82.47	1.658	14:57:12.967
72 - D1	25.272	46.896	15.134	1:27.302	81.60	2.575	14:58:40.269
73 - D1	25.239	46.331	15.097	1:26.667	82.20	1.940	15:00:06.936
74 - D1	25.278	46.060	15.199	1:26.537	82.33	1.810	15:01:33.473
75 - D1	25.425	46.011	14.912	1:26.348	82.51	1.621	15:02:59.821
76 - D1	25.206	46.386	14.905	1:26.497	82.36	1.770	15:04:26.318
77 - D1	24.982	45.494	15.408	1:25.884	82.95	1.157	15:05:52.202
78 - D1	25.384	46.297	15.065	1:26.746	82.13	2.019	15:07:18.948
79 - D1	25.454	45.595	15.383	1:26.432	82.43	1.705	15:08:45.380
80 - D1	24.862	46.231	14.964	1:26.057	82.78	1.330	15:10:11.437
81 - D1	24.866	45.748	IN PIT	1:27.468	<b>P</b> 81.45	2.741	15:11:38.905
82 - D1	OUTLAP	45.660	15.844	1:53.910	62.54	29.183	15:13:32.815
83 - D1	25.957	45.826	15.011	1:26.794	82.08	2.067	15:14:59.609
84 - D1	24.816	45.304	15.007	1:25.127	83.69	0.400	15:16:24.736
<b>85 - D1</b>	<b>24.774</b>	<b>44.998</b>	<b>14.955</b>	<b>1:24.727 (1)</b>	<b>84.08</b>		<b>15:17:49.463</b>
86 - D1	24.780	45.129	14.910	1:24.819 (2)	83.99	0.092	15:19:14.282
87 - D1	24.837	45.710	15.210	1:25.757	83.07	1.030	15:20:40.039
88 - D1	25.222	45.882	14.953	1:26.057	82.78	1.330	15:22:06.096
89 - D1	25.071	45.471	<b>14.818</b>	1:25.360	83.46	0.633	15:23:31.456
90 - D1	24.975	45.250	14.957	1:25.182	83.64	0.455	15:24:56.638
91 - D1	24.849	45.267	14.908	1:25.024	83.79	0.297	15:26:21.662
92 - D1	24.892	45.211	14.858	1:24.961	83.85	0.234	15:27:46.623
93 - D1	24.865	45.438	15.207	1:25.510	83.31	0.783	15:29:12.133
94 - D1	24.945	45.510	15.738	1:26.193	82.65	1.466	15:30:38.326
95 - D1	25.042	45.588	15.273	1:25.903	82.93	1.176	15:32:04.229
96 - D1	25.036	45.323	14.981	1:25.340	83.48	0.613	15:33:29.569
97 - D1	24.912	45.454	14.947	1:25.313	83.51	0.586	15:34:54.882
98 - D1	25.301	45.330	14.883	1:25.514	83.31	0.787	15:36:20.396
99 - D1	24.890	45.363	14.938	1:25.191	83.63	0.464	15:37:45.587
100 - D1	24.941	46.571	15.793	1:27.305	81.60	2.578	15:39:12.892
101 - D1	29.597	1:25.852	27.303	2:22.752	49.90	58.025	15:41:35.644
102 - D1	45.577	1:25.667	25.972	2:37.216	45.31	1:12.489	15:44:12.860
103 - D1	44.398	1:24.710	25.546	2:34.654	46.06	1:09.927	15:46:47.514
104 - D1	44.168	1:36.416	15.578	2:36.162	45.62	1:11.435	15:49:23.676
105 - D1	24.684	45.697	14.904	1:25.285	83.53	0.558	15:50:48.961
106 - D1	24.953	45.554	14.822	1:25.329	83.49	0.602	15:52:14.290
107 - D1	24.877	45.447	15.027	1:25.351	83.47	0.624	15:53:39.641
108 - D1	24.944	45.407	15.020	1:25.371	83.45	0.644	15:55:05.012
109 - D1	25.047	45.585	15.284	1:25.916	82.92	1.189	15:56:30.928
110 - D1	24.948	45.543	15.057	1:25.548	83.28	0.821	15:57:56.476
111 - D1	25.032	45.460	15.011	1:25.503	83.32	0.776	15:59:21.979
112 - D1	24.845	45.715	IN PIT	1:26.617	<b>P</b> 82.25	1.890	16:00:48.596
113 - D1	OUTLAP	46.412	15.222	2:20.601	50.67	55.874	16:03:09.197
114 - D1	25.342	45.392	15.025	1:25.759	83.07	1.032	16:04:34.956
115 - D1	24.825	45.401	15.075	1:25.301	83.52	0.574	16:06:00.257
116 - D1	25.094	45.585	15.925	1:26.604	82.26	1.877	16:07:26.861
117 - D1	25.050	45.516	15.170	1:25.736	83.09	1.009	16:08:52.597
118 - D1	25.017	45.924	15.398	1:26.339	82.51	1.612	16:10:18.936
119 - D1	25.075	45.712	15.098	1:25.885	82.95	1.158	16:11:44.821
120 - D1	25.476	45.675	18.148	1:29.299	79.78	4.572	16:13:14.120
121 - D1	25.580	46.423	15.129	1:27.132	81.76	2.405	16:14:41.252
122 - D1	24.925	45.946	15.083	1:25.954	82.88	1.227	16:16:07.206
123 - D1	25.065	45.606	15.612	1:26.283	82.57	1.556	16:17:33.489
124 - D1	25.298	45.217	IN PIT	1:27.279	<b>P</b> 81.63	2.552	16:19:00.768
125 - D1	OUTLAP	45.858	15.438	1:38.373	72.42	13.646	16:20:39.141
126 - D1	25.228	45.879	15.150	1:26.257	82.59	1.530	16:22:05.398
127 - D1	25.344	45.781	15.257	1:26.382	82.47	1.655	16:23:31.780

# TCR UK Race Weekend - Donington Park - 9th/10th Sept 2023

## Fun Cup Endurance Championship

### RACE 1 - SECTOR ANALYSIS



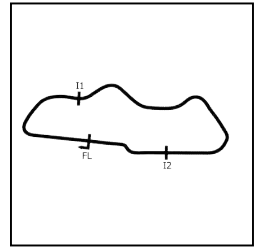
SECTOR 1 = FL to I1, SECTOR 2 = I1 to I2, SECTOR 3 = I2 to FL, DIFF = Difference To Personal Best Lap, P = Crossed Finish Line in Pit Lane, D = Time Disallowed

128 - D1	25.339	45.783	15.022	1:26.144	82.70	1.417	16:24:57.924
129 - D1	25.254	45.841	15.165	1:26.260	82.59	1.533	16:26:24.184
130 - D1	25.273	45.622	15.083	1:25.978	82.86	1.251	16:27:50.162
131 - D1	25.084	45.543	14.989	1:25.616	83.21	0.889	16:29:15.778
132 - D1	25.221	46.875	15.107	1:27.203	81.70	2.476	16:30:42.981
133 - D1	25.176	46.001	IN PIT	1:28.125	<b>P</b> 80.84	3.398	16:32:11.106
134 - D1	OUTLAP	45.907	15.180	1:56.515	61.14	31.788	16:34:07.621
135 - D1	24.995	45.634	15.174	1:25.803	83.03	1.076	16:35:33.424
136 - D1	25.114	45.463	15.092	1:25.669	83.16	0.942	16:36:59.093
137 - D1	25.005	45.431	15.156	1:25.592	83.23	0.865	16:38:24.685
138 - D1	25.118	45.856	15.174	1:26.148	82.70	1.421	16:39:50.833
139 - D1	25.053	45.764	15.331	1:26.148	82.70	1.421	16:41:16.981
140 - D1	25.448	45.513	15.181	1:26.142	82.70	1.415	16:42:43.123
141 - D1	25.145	45.390	15.119	1:25.654	83.17	0.927	16:44:08.777
142 - D1	25.202	45.954	15.149	1:26.305	82.55	1.578	16:45:35.082
143 - D1	25.835	46.141	15.706	1:27.682	81.25	2.955	16:47:02.764
144 - D1	25.017	45.168	15.140	1:25.325	83.50	0.598	16:48:28.089
145 - D1	24.921	45.271	15.089	1:25.281	83.54	0.554	16:49:53.370
146 - D1	24.958	45.816	15.064	1:25.838	83.00	1.111	16:51:19.208
147 - D1	25.065	45.779	15.089	1:25.933	82.90	1.206	16:52:45.141
148 - D1	25.738	46.207	15.229	1:27.174	81.72	2.447	16:54:12.315
149 - D1	25.031	45.017	15.107	1:25.155	83.66	0.428	16:55:37.470
150 - D1	24.896	45.277	15.111	1:25.284	83.54	0.557	16:57:02.754
151 - D1	25.013	45.482	14.978	1:25.473	83.35	0.746	16:58:28.227
152 - D1	25.144	45.774	15.164	1:26.082	82.76	1.355	16:59:54.309
153 - D1	25.025	45.815	15.278	1:26.118	82.73	1.391	17:01:20.427
154 - D1	25.049	46.037	15.199	1:26.285	82.57	1.558	17:02:46.712

# TCR UK Race Weekend - Donington Park - 9th/10th Sept 2023

## Fun Cup Endurance Championship

### RACE 1 - SECTOR ANALYSIS



SECTOR 1 = FL to I1, SECTOR 2 = I1 to I2, SECTOR 3 = I2 to FL, DIFF = Difference To Personal Best Lap, P = Crossed Finish Line in Pit Lane, D = Time Disallowed

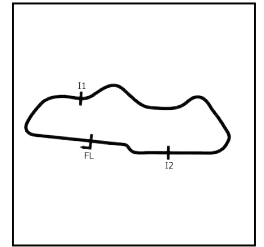
P12 104 M		EDF Motorsports		Fun Cup			
IDEAL LAP TIME : 1:24.299		BEST LAP TIME : 1:24.563		DIFFERENCE : 0.264			
David FARROW		Gary SUMMERS (M)					
LAP	SECTOR 1	SECTOR 2	SECTOR 3	LAP TIME	MPH	DIFF	TIME OF DAY
1 - D1		50.829	16.984	1:38.911	72.03	14.348	13:11:21.990
2 - D1	26.434	49.098	15.878	1:31.410	77.94	6.847	13:12:53.400
3 - D1	26.012	49.018	16.135	1:31.165	78.15	6.602	13:14:24.565
4 - D1	26.213	49.074	17.068	1:32.355	77.14	7.792	13:15:56.920
5 - D1	26.636	48.967	16.474	1:32.077	77.37	7.514	13:17:28.997
6 - D1	26.359	49.050	16.381	1:31.790	77.61	7.227	13:19:00.787
7 - D1	26.335	1:20.340	29.438	2:16.113	52.34	51.550	13:21:16.900
8 - D1	42.533	1:25.944	24.664	2:33.141	46.52	1:08.578	13:23:50.041
9 - D1	25.981	48.508	15.799	1:30.288	78.91	5.725	13:25:20.329
10 - D1	25.411	48.007	15.790	1:29.208	79.86	4.645	13:26:49.537
11 - D1	25.632	48.227	15.944	1:29.803	79.33	5.240	13:28:19.340
12 - D1	25.787	48.501	15.948	1:30.236	78.95	5.673	13:29:49.576
13 - D1	25.950	49.056	15.802	1:30.808	78.45	6.245	13:31:20.384
14 - D1	25.822	48.491	15.874	1:30.187	78.99	5.624	13:32:50.571
15 - D1	26.116	49.470	15.945	1:31.531	77.83	6.968	13:34:22.102
16 - D1	25.850	49.586	16.112	1:31.548	77.82	6.985	13:35:53.650
17 - D1	26.356	49.451	16.014	1:31.821	77.59	7.258	13:37:25.471
18 - D1	26.068	48.956	15.965	1:30.989	78.30	6.426	13:38:56.460
19 - D1	25.906	48.842	17.050	1:31.798	77.61	7.235	13:40:28.258
20 - D1	26.582	48.957	16.147	1:31.686	77.70	7.123	13:41:59.944
21 - D1	25.541	48.337	15.608	1:29.486	79.61	4.923	13:43:29.430
22 - D1	25.883	51.214	16.047	1:33.144	76.49	8.581	13:45:02.574
23 - D1	26.693	49.603	16.888	1:33.184	76.45	8.621	13:46:35.758
24 - D1	25.974	48.919	15.418	1:30.311	78.89	5.748	13:48:06.069
25 - D1	25.212	48.484	15.535	1:29.231	79.84	4.668	13:49:35.300
26 - D1	25.646	49.112	IN PIT	1:33.528	P 76.17	8.965	13:51:08.828
27 - D1	OUTLAP	46.212	15.081	2:22.773	49.90	58.210	13:53:31.601
28 - D1	25.074	46.504	15.260	1:26.838	82.04	2.275	13:54:58.439
29 - D1	25.022	45.841	14.990	1:25.853	82.98	1.290	13:56:24.292
30 - D1	24.680	45.655	15.047	1:25.382	83.44	0.819	13:57:49.674
31 - D1	24.788	45.743	15.250	1:25.781	83.05	1.218	13:59:15.455
32 - D1	24.865	46.201	15.095	1:26.161	82.68	1.598	14:00:41.616
33 - D1	25.136	46.041	14.908	1:26.085	82.76	1.522	14:02:07.701
34 - D1	24.870	46.030	15.127	1:26.027	82.81	1.464	14:03:33.728
35 - D1	39.044	55.217	15.164	1:49.425	65.10	24.862	14:05:23.153
36 - D1	25.007	46.318	15.028	1:26.353	82.50	1.790	14:06:49.506
37 - D1	25.286	1:17.252	16.139	1:58.677	60.03	34.114	14:08:48.183
38 - D1	25.820	45.954	16.237	1:28.011	80.95	3.448	14:10:16.194
39 - D1	25.127	46.052	15.197	1:26.376	82.48	1.813	14:11:42.570
40 - D1	24.917	46.168	16.863	1:27.948	81.00	3.385	14:13:10.518
41 - D1	24.906	45.804	14.888	1:25.598	83.23	1.035	14:14:36.116
42 - D1	24.553	45.412	14.796	1:24.761	84.05	0.198	14:16:00.877
43 - D1	25.020	45.250	15.361	1:25.631	83.20	1.068	14:17:26.508
44 - D1	24.626	45.837	15.276	1:25.739	83.09	1.176	14:18:52.247
45 - D1	24.532	45.364	15.212	1:25.108	83.71	0.545	14:20:17.355
46 - D1	24.699	46.760	15.718	1:27.177	81.72	2.614	14:21:44.532
47 - D1	24.835	45.268	15.497	1:25.600	83.23	1.037	14:23:10.132
48 - D1	24.763	45.650	15.118	1:25.531	83.29	0.968	14:24:35.663
49 - D1	24.694	45.633	15.290	1:25.617	83.21	1.054	14:26:01.280
50 - D1	25.304	45.789	15.204	1:26.297	82.55	1.734	14:27:27.577
51 - D1	25.398	45.390	16.714	1:27.502	81.42	2.939	14:28:55.079
52 - D1	24.867	47.091	15.258	1:27.216	81.68	2.653	14:30:22.295
53 - D1	24.680	48.148	15.262	1:28.090	80.87	3.527	14:31:50.385
54 - D1	24.903	45.941	15.543	1:26.387	82.47	1.824	14:33:16.772
55 - D1	24.757	45.741	14.933	1:25.431	83.39	0.868	14:34:42.203
56 - D1	24.823	45.489	15.118	1:25.430	83.39	0.867	14:36:07.633
57 - D1	24.959	45.236	14.807	1:25.002	83.81	0.439	14:37:32.635
58 - D1	24.657	46.034	15.079	1:25.770	83.06	1.207	14:38:58.405
59 - D1	25.126	45.406	15.882	1:26.414	82.44	1.851	14:40:24.819
60 - D1	25.349	45.527	IN PIT	1:27.107	P 81.79	2.544	14:41:51.926
61 - D1	OUTLAP	51.607	16.393	2:39.371	44.70	1:14.808	14:44:31.297



# TCR UK Race Weekend - Donington Park - 9th/10th Sept 2023

## Fun Cup Endurance Championship

### RACE 1 - SECTOR ANALYSIS



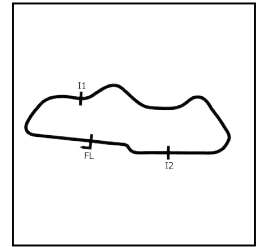
SECTOR 1 = FL to I1, SECTOR 2 = I1 to I2, SECTOR 3 = I2 to FL, DIFF = Difference To Personal Best Lap, P = Crossed Finish Line in Pit Lane, D = Time Disallowed

62 - D1	26.390	51.382	16.607	1:34.379	75.48	9.816	14:46:05.676
63 - D1	26.710	50.972	16.334	1:34.016	75.78	9.453	14:47:39.692
64 - D1	27.265	52.119	17.037	1:36.421	73.89	11.858	14:49:16.113
65 - D1	26.621	51.576	16.661	1:34.858	75.10	10.295	14:50:50.971
66 - D1	27.818	50.779	17.418	1:36.015	74.20	11.452	14:52:26.986
67 - D1	26.977	52.906	16.830	1:36.713	73.66	12.150	14:54:03.699
68 - D1	26.675	51.034	16.619	1:34.328	75.53	9.765	14:55:38.027
69 - D1	26.338	49.817	16.478	1:32.633	76.91	8.070	14:57:10.660
70 - D1	26.517	49.938	16.224	1:32.679	76.87	8.116	14:58:43.339
71 - D1	26.122	49.717	16.290	1:32.129	77.33	7.566	15:00:15.468
72 - D1	26.012	48.842	15.894	1:30.748	78.51	6.185	15:01:46.216
73 - D1	26.232	49.049	16.020	1:31.301	78.03	6.738	15:03:17.517
74 - D1	25.837	48.976	16.211	1:31.024	78.27	6.461	15:04:48.541
75 - D1	26.285	55.448	17.066	1:38.799	72.11	14.236	15:06:27.340
76 - D1	26.356	49.946	16.131	1:32.433	77.07	7.870	15:07:59.773
77 - D1	26.259	50.937	16.346	1:33.542	76.16	8.979	15:09:33.315
78 - D1	26.588	50.521	IN PIT	1:35.385	<b>P</b> 74.69	10.822	15:11:08.700
79 - D1	OUTLAP	45.760	15.006	3:51.957	30.71	2:27.394	15:15:00.657
80 - D1	24.731	45.207	14.878	1:24.816	84.00	0.253	15:16:25.473
<b>81 - D1</b>	<b>24.517</b>	45.129	14.917	<b>1:24.563 (1)</b>	<b>84.25</b>		<b>15:17:50.036</b>
82 - D1	24.596	45.189	14.826	1:24.611 (2)	84.20	0.048	15:19:14.647
83 - D1	24.724	45.679	15.390	1:25.793	83.04	1.230	15:20:40.440
84 - D1	25.293	45.993	15.646	1:26.932	81.95	2.369	15:22:07.372
85 - D1	24.761	45.441	15.029	1:25.231	83.59	0.668	15:23:32.603
86 - D1	24.820	45.238	15.131	1:25.189	83.63	0.626	15:24:57.792
87 - D1	24.725	45.233	15.276	1:25.234	83.58	0.671	15:26:23.026
88 - D1	24.975	45.766	15.143	1:25.884	82.95	1.321	15:27:48.910
89 - D1	25.048	45.834	15.478	1:26.360	82.49	1.797	15:29:15.270
90 - D1	25.064	45.563	15.491	1:26.118	82.73	1.555	15:30:41.388
91 - D1	24.916	45.493	15.008	1:25.417	83.41	0.854	15:32:06.805
92 - D1	25.412	45.388	15.070	1:25.870	82.97	1.307	15:33:32.675
93 - D1	24.869	45.607	15.245	1:25.721	83.11	1.158	15:34:58.396
94 - D1	24.808	45.790	15.064	1:25.662	83.17	1.099	15:36:24.058
95 - D1	24.991	45.594	15.749	1:26.334	82.52	1.771	15:37:50.392
96 - D1	25.091	46.538	15.279	1:26.908	81.97	2.345	15:39:17.300
97 - D1	27.472	1:25.234	27.021	2:19.727	50.98	55.164	15:41:37.027
98 - D1	45.433	1:25.770	26.161	2:37.364	45.27	1:12.801	15:44:14.391
99 - D1	44.427	1:24.175	25.743	2:34.345	46.16	1:09.782	15:46:48.736
100 - D1	44.235	1:36.996	15.645	2:36.876	45.41	1:12.313	15:49:25.612
101 - D1	24.640	45.077	14.916	1:24.633	84.18	0.070	15:50:50.245
102 - D1	24.621	45.551	15.336	1:25.508	83.32	0.945	15:52:15.753
103 - D1	24.727	45.487	14.919	1:25.133	83.68	0.570	15:53:40.886
104 - D1	24.673	<b>44.986</b>	14.960	1:24.619 (3)	84.19	0.056	15:55:05.505
105 - D1	24.800	45.432	16.204	1:26.436	82.42	1.873	15:56:31.941
106 - D1	25.638	45.446	14.883	1:25.967	82.87	1.404	15:57:57.908
107 - D1	24.819	45.111	15.004	1:24.934	83.88	0.371	15:59:22.842
108 - D1	24.770	45.650	IN PIT	1:27.023	<b>P</b> 81.87	2.460	16:00:49.865
109 - D1	OUTLAP	51.157	16.608	2:45.388	43.07	1:20.825	16:03:35.253
110 - D1	27.109	52.375	17.239	1:36.723	73.66	12.160	16:05:11.976
111 - D1	27.214	50.818	16.372	1:34.404	75.46	9.841	16:06:46.380
112 - D1	27.042	52.590	17.442	1:37.074	73.39	12.511	16:08:23.454
113 - D1	27.190	50.636	16.344	1:34.170	75.65	9.607	16:09:57.624
114 - D1	26.637	50.591	15.957	1:33.185	76.45	8.622	16:11:30.809
115 - D1	26.254	50.548	16.457	1:33.259	76.39	8.696	16:13:04.068
116 - D1	26.425	49.667	16.311	1:32.403	77.10	7.840	16:14:36.471
117 - D1	26.488	52.045	15.966	1:34.499	75.39	9.936	16:16:10.970
118 - D1	26.069	49.844	15.869	1:31.782	77.62	7.219	16:17:42.752
119 - D1	26.538	49.395	16.439	1:32.372	77.12	7.809	16:19:15.124
120 - D1	27.432	50.683	16.225	1:34.340	75.52	9.777	16:20:49.464
121 - D1	26.072	49.690	15.989	1:31.751	77.65	7.188	16:22:21.215
122 - D1	26.483	50.115	16.127	1:32.725	76.83	8.162	16:23:53.940
123 - D1	26.147	49.532	15.876	1:31.555	77.81	6.992	16:25:25.495
124 - D1	26.346	49.597	16.790	1:32.733	76.82	8.170	16:26:58.228
125 - D1	26.350	49.255	16.394	1:31.999	77.44	7.436	16:28:30.227
126 - D1	25.838	48.734	15.974	1:30.546	78.68	5.983	16:30:00.773
127 - D1	26.025	49.201	IN PIT	1:34.056	<b>P</b> 75.74	9.493	16:31:34.829

# TCR UK Race Weekend - Donington Park - 9th/10th Sept 2023

## Fun Cup Endurance Championship

### RACE 1 - SECTOR ANALYSIS



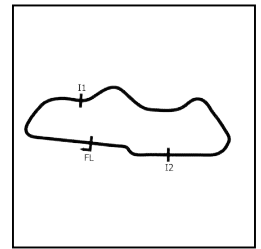
SECTOR 1 = FL to I1, SECTOR 2 = I1 to I2, SECTOR 3 = I2 to FL, DIFF = Difference To Personal Best Lap, P = Crossed Finish Line in Pit Lane, D = Time Disallowed

128 - D1	OUTLAP	46.516	15.215	2:31.646	46.98	1:07.083	16:34:06.475
129 - D1	25.064	45.724	15.164	1:25.952	82.89	1.389	16:35:32.427
130 - D1	25.083	45.771	15.123	1:25.977	82.86	1.414	16:36:58.404
131 - D1	25.202	45.518	15.102	1:25.822	83.01	1.259	16:38:24.226
132 - D1	25.137	46.523	15.234	1:26.894	81.99	2.331	16:39:51.120
133 - D1	25.093	45.688	15.254	1:26.035	82.81	1.472	16:41:17.155
134 - D1	24.987	45.577	14.999	1:25.563	83.26	1.000	16:42:42.718
135 - D1	24.952	45.630	15.082	1:25.664	83.16	1.101	16:44:08.382
136 - D1	25.097	46.096	15.029	1:26.222	82.63	1.659	16:45:34.604
137 - D1	25.952	46.020	15.158	1:27.130	81.77	2.567	16:47:01.734
138 - D1	24.978	45.800	14.880	1:25.658	83.17	1.095	16:48:27.392
139 - D1	24.933	45.671	14.943	1:25.547	83.28	0.984	16:49:52.939
140 - D1	25.176	46.302	15.239	1:26.717	82.15	2.154	16:51:19.656
141 - D1	24.936	45.612	15.178	1:25.726	83.10	1.163	16:52:45.382
142 - D1	25.317	47.172	15.817	1:28.306	80.68	3.743	16:54:13.688
143 - D1	24.958	45.336	14.979	1:25.273	83.55	0.710	16:55:38.961
144 - D1	24.725	45.000	15.458	1:25.183	83.63	0.620	16:57:04.144
145 - D1	24.790	45.310	IN PIT	1:27.095	<b>P</b> 81.80	2.532	16:58:31.239
146 - D1	OUTLAP	45.901	15.166	1:49.729	64.92	25.166	17:00:20.968
147 - D1	25.075	45.870	18.884	1:29.829	79.31	5.266	17:01:50.797
148 - D1	26.169	46.523	15.795	1:28.487	80.51	3.924	17:03:19.284
149 - D1	25.709	46.217	15.638	1:27.564	81.36	3.001	17:04:46.848
150 - D1	25.204	46.067	15.568	1:26.839	82.04	2.276	17:06:13.687
151 - D1	25.311	46.497	15.455	1:27.263	81.64	2.700	17:07:40.950
152 - D1	25.322	46.450	15.433	1:27.205	81.69	2.642	17:09:08.155
153 - D1	25.387	46.490	15.389	1:27.266	81.64	2.703	17:10:35.421
154 - D1	25.470	46.484	16.551	1:28.505	80.49	3.942	17:12:03.926

# TCR UK Race Weekend - Donington Park - 9th/10th Sept 2023

## Fun Cup Endurance Championship

### RACE 1 - SECTOR ANALYSIS



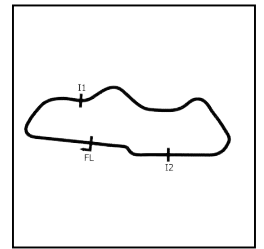
SECTOR 1 = FL to I1, SECTOR 2 = I1 to I2, SECTOR 3 = I2 to FL, DIFF = Difference To Personal Best Lap, P = Crossed Finish Line in Pit Lane, D = Time Disallowed

P13 110		Signature Motorhomes		Fun Cup			
IDEAL LAP TIME : 1:24.105		BEST LAP TIME : 1:24.304		DIFFERENCE : 0.199			
Adam BESSELL		Antonio Almeida SOUZA		Domas DREGVA			
LAP	SECTOR 1	SECTOR 2	SECTOR 3	LAP TIME	MPH	DIFF	TIME OF DAY
1 - D1		46.534	15.309	1:31.495	77.86	7.191	13:11:14.574
2 - D1	24.794	46.473	15.674	1:26.941	81.94	2.637	13:12:41.515
3 - D1	24.762	45.590	15.465	1:25.817	83.02	1.513	13:14:07.332
4 - D1	24.753	45.661	15.173	1:25.587	83.24	1.283	13:15:32.919
5 - D1	25.051	45.420	15.300	1:25.771	83.06	1.467	13:16:58.690
6 - D1	24.930	47.177	17.414	1:29.521	79.58	5.217	13:18:28.211
7 - D1	36.867	1:27.257	29.581	2:33.705	46.35	1:09.401	13:21:01.916
8 - D1	45.693	1:26.252	22.999	2:34.944	45.98	1:10.640	13:23:36.860
9 - D1	24.667	45.392	15.032	1:25.091	83.72	0.787	13:25:01.951
10 - D1	24.774	45.260	15.131	1:25.165	83.65	0.861	13:26:27.116
11 - D1	25.041	45.966	14.917	1:25.924	82.91	1.620	13:27:53.040
12 - D1	24.710	45.498	15.235	1:25.443	83.38	1.139	13:29:18.483
13 - D1	25.022	46.079	15.042	1:26.143	82.70	1.839	13:30:44.626
14 - D1	25.218	45.892	15.156	1:26.266	82.58	1.962	13:32:10.892
15 - D1	24.888	45.462	15.004	1:25.354	83.47	1.050	13:33:36.246
16 - D1	25.226	45.814	15.377	1:26.417	82.44	2.113	13:35:02.663
17 - D1	25.284	45.819	15.028	1:26.131	82.71	1.827	13:36:28.794
18 - D1	25.098	45.888	15.072	1:26.058	82.78	1.754	13:37:54.852
19 - D1	25.067	45.945	15.136	1:26.148	82.70	1.844	13:39:21.000
20 - D1	25.070	46.294	15.398	1:26.762	82.11	2.458	13:40:47.762
21 - D1	24.815	45.558	14.947	1:25.320	83.50	1.016	13:42:13.082
22 - D1	24.786	45.465	14.966	1:25.217	83.60	0.913	13:43:38.299
23 - D1	24.621	45.420	14.999	1:25.040	83.77	0.736	13:45:03.339
24 - D1	25.119	45.626	15.204	1:25.949	82.89	1.645	13:46:29.288
25 - D1	24.985	45.620	14.966	1:25.571	83.26	1.267	13:47:54.859
26 - D1	24.895	45.891	16.174	1:26.960	81.93	2.656	13:49:21.819
27 - D1	24.959	45.196	14.870	1:25.025	83.79	0.721	13:50:46.844
28 - D1	24.834	45.440	15.730	1:26.004	82.84	1.700	13:52:12.848
29 - D1	25.344	46.518	IN PIT	1:27.369	P 81.54	3.065	13:53:40.217
30 - D1	OUTLAP	48.577	16.039	2:19.676	51.00	55.372	13:55:59.893
31 - D1	25.619	1:31.872	16.275	2:13.766	53.26	49.462	13:58:13.659
32 - D1	26.304	50.364	16.069	1:32.737	76.82	8.433	13:59:46.396
33 - D1	25.888	50.080	16.133	1:32.101	77.35	7.797	14:01:18.497
34 - D1	26.020	49.169	15.966	1:31.155	78.15	6.851	14:02:49.652
35 - D1	25.834	50.489	16.949	1:33.272	76.38	8.968	14:04:22.924
36 - D1	26.896	56.825	26.894	1:50.615	64.40	26.311	14:06:13.539
37 - D1	46.949	1:26.390	16.587	2:29.926	47.52	1:05.622	14:08:43.465
38 - D1	26.623	48.401	17.856	1:32.880	76.70	8.576	14:10:16.345
39 - D1	26.500	48.444	15.895	1:30.839	78.43	6.535	14:11:47.184
40 - D1	25.254	48.506	15.968	1:29.728	79.40	5.424	14:13:16.912
41 - D1	25.728	47.498	16.738	1:29.964	79.19	5.660	14:14:46.876
42 - D1	26.040	48.034	15.745	1:29.819	79.32	5.515	14:16:16.695
43 - D1	25.895	48.912	16.308	1:31.115	78.19	6.811	14:17:47.810
44 - D1	26.177	47.869	15.869	1:29.915	79.23	5.611	14:19:17.725
45 - D1	25.757	47.828	16.159	1:29.744	79.38	5.440	14:20:47.469
46 - D1	25.635	48.771	16.030	1:30.436	78.78	6.132	14:22:17.905
47 - D1	26.198	47.892	15.939	1:30.029	79.13	5.725	14:23:47.934
48 - D1	26.054	47.905	16.001	1:29.960	79.19	5.656	14:25:17.894
49 - D1	25.856	48.018	16.058	1:29.932	79.22	5.628	14:26:47.826
50 - D1	26.599	48.863	IN PIT	1:34.547	P 75.35	10.243	14:28:22.373
51 - D1	OUTLAP	2:22.999	16.315	3:28.874	34.10	2:04.570	14:31:51.247
52 - D1	26.568	48.930	15.889	1:31.387	77.96	7.083	14:33:22.634
53 - D1	25.783	48.470	15.691	1:29.944	79.21	5.640	14:34:52.578
54 - D1	25.544	49.629	IN PIT	1:33.244	P 76.40	8.940	14:36:25.822
55 - D1	OUTLAP	46.288	15.514	2:37.953	45.10	1:13.649	14:39:03.775
56 - D1	26.192	46.458	15.374	1:28.024	80.93	3.720	14:40:31.799
57 - D1	25.043	46.555	15.253	1:26.851	82.03	2.547	14:41:58.650
58 - D1	25.059	45.784	28.686	1:39.529	71.58	15.225	14:43:38.179
59 - D1	26.174	46.364	15.523	1:28.061	80.90	3.757	14:45:06.240
60 - D1	25.103	46.104	15.222	1:26.429	82.43	2.125	14:46:32.669
61 - D1	24.725	45.774	15.583	1:26.082	82.76	1.778	14:47:58.751

# TCR UK Race Weekend - Donington Park - 9th/10th Sept 2023

## Fun Cup Endurance Championship

### RACE 1 - SECTOR ANALYSIS



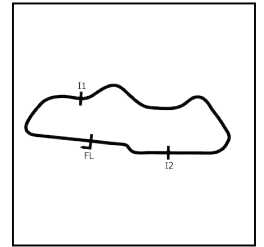
SECTOR 1 = FL to I1, SECTOR 2 = I1 to I2, SECTOR 3 = I2 to FL, DIFF = Difference To Personal Best Lap, P = Crossed Finish Line in Pit Lane, D = Time Disallowed

62 - D1	25.243	45.575	15.706	1:26.524	82.34	2.220	14:49:25.275
63 - D1	24.981	46.375	15.488	1:26.844	82.03	2.540	14:50:52.119
64 - D1	25.893	46.817	15.424	1:28.134	80.83	3.830	14:52:20.253
65 - D1	25.398	46.151	15.173	1:26.722	82.15	2.418	14:53:46.975
66 - D1	24.956	47.297	15.359	1:27.612	81.32	3.308	14:55:14.587
67 - D1	25.133	45.995	15.076	1:26.204	82.64	1.900	14:56:40.791
68 - D1	24.718	46.674	15.169	1:26.561	82.30	2.257	14:58:07.352
69 - D1	25.331	46.159	15.843	1:27.333	81.58	3.029	14:59:34.685
70 - D1	24.919	47.654	15.886	1:28.459	80.54	4.155	15:01:03.144
71 - D1	24.862	48.939	16.164	1:29.965	79.19	5.661	15:02:33.109
72 - D1	25.198	46.750	15.618	1:27.566	81.36	3.262	15:04:00.675
73 - D1	24.890	45.681	15.699	1:26.270	82.58	1.966	15:05:26.945
74 - D1	24.893	45.652	16.462	1:27.007	81.88	2.703	15:06:53.952
75 - D1	25.652	46.348	15.369	1:27.369	81.54	3.065	15:08:21.321
76 - D1	25.402	2:54.114	15.126	3:34.642	33.19	2:10.338	15:11:55.963
77 - D1	25.036	46.203	15.360	1:26.599	82.27	2.295	15:13:22.562
78 - D1	25.108	46.918	IN PIT	1:30.322	P 87.88	6.018	15:14:52.884
79 - D1	OUTLAP	45.934	14.983	2:13.220	53.48	48.916	15:17:06.104
80 - D1	24.970	45.770	15.019	1:25.759	83.07	1.455	15:18:31.863
81 - D1	24.856	45.593	14.859	1:25.308	83.51	1.004	15:19:57.171
82 - D1	25.233	45.141	15.067	1:25.441	83.38	1.137	15:21:22.612
83 - D1	24.672	46.052	14.860	1:25.584	83.24	1.280	15:22:48.196
84 - D1	24.579	45.978	16.030	1:26.587	82.28	2.283	15:24:14.783
85 - D1	25.034	45.048	15.530	1:25.612	83.22	1.308	15:25:40.395
86 - D1	24.942	46.105	15.268	1:26.315	82.54	2.011	15:27:06.710
87 - D1	24.908	46.602	15.139	1:26.649	82.22	2.345	15:28:33.359
88 - D1	24.943	46.403	15.700	1:27.046	81.84	2.742	15:30:00.405
89 - D1	25.142	45.881	15.040	1:26.063	82.78	1.759	15:31:26.468
90 - D1	24.939	45.578	14.832	1:25.349	83.47	1.045	15:32:51.817
91 - D1	24.942	45.473	15.009	1:25.424	83.40	1.120	15:34:17.241
92 - D1	25.157	46.580	15.204	1:26.941	81.94	2.637	15:35:44.182
93 - D1	25.620	45.863	14.947	1:26.430	82.43	2.126	15:37:10.612
94 - D1	24.885	46.151	16.218	1:27.254	81.65	2.950	15:38:37.866
95 - D1	25.195	47.939	15.336	1:28.470	80.53	4.166	15:40:06.336
96 - D1	25.120	47.258	25.814	1:38.192	72.55	13.888	15:41:44.528
97 - D1	45.579	1:24.851	27.148	2:37.578	45.21	1:13.274	15:44:22.106
98 - D1	42.995	1:24.464	25.770	2:33.229	46.49	1:08.925	15:46:55.335
99 - D1	43.946	1:37.472	15.481	2:36.899	45.40	1:12.595	15:49:32.234
100 - D1	24.592	45.579	14.802	1:24.973 (3)	83.84	0.669	15:50:57.207
101 - D1	24.650	44.820	14.834	1:24.304 (1)	84.51		15:52:21.511
102 - D1	24.483	45.275	14.805	1:24.563 (2)	84.25	0.259	15:53:46.074
103 - D1	24.640	46.669	IN PIT	1:27.573	P 81.35	3.269	15:55:13.647
104 - D1	OUTLAP	51.879	16.122	2:31.791	46.93	1:07.487	15:57:45.438
105 - D1	26.064	50.327	15.807	1:32.198	77.27	7.894	15:59:17.636
106 - D1	26.626	49.376	16.465	1:32.467	77.05	8.163	16:00:50.103
107 - D1	26.145	48.681	15.429	1:30.255	78.93	5.951	16:02:20.358
108 - D1	25.588	48.529	15.709	1:29.826	79.31	5.522	16:03:50.184
109 - D1	25.512	48.401	17.047	1:30.960	78.32	6.656	16:05:21.144
110 - D1	26.318	48.399	15.941	1:30.658	78.58	6.354	16:06:51.802
111 - D1	26.030	48.097	16.486	1:30.613	78.62	6.309	16:08:22.415
112 - D1	25.619	49.163	15.833	1:30.615	78.62	6.311	16:09:53.030
113 - D1	25.346	47.539	15.959	1:28.844	80.19	4.540	16:11:21.874
114 - D1	25.837	49.015	16.690	1:31.542	77.82	7.238	16:12:53.416
115 - D1	26.016	46.998	18.324	1:31.338	78.00	7.034	16:14:24.754
116 - D1	26.422	48.086	15.974	1:30.482	78.74	6.178	16:15:55.236
117 - D1	25.466	47.853	16.171	1:29.490	79.61	5.186	16:17:24.726
118 - D1	25.503	47.654	15.907	1:29.064	79.99	4.760	16:18:53.790
119 - D1	25.737	48.765	16.070	1:30.572	78.66	6.268	16:20:24.362
120 - D1	25.942	47.446	16.241	1:29.629	79.49	5.325	16:21:53.991
121 - D1	25.637	47.161	15.827	1:28.625	80.39	4.321	16:23:22.616
122 - D1	25.580	46.715	15.426	1:27.721	81.21	3.417	16:24:50.337
123 - D1	26.101	46.085	15.479	1:27.665	81.27	3.361	16:26:18.002
124 - D1	25.181	46.954	15.532	1:27.667	81.26	3.363	16:27:45.669
125 - D1	25.489	48.215	15.868	1:29.572	79.54	5.268	16:29:15.241
126 - D1	25.579	49.012	IN PIT	1:34.132	P 75.68	9.828	16:30:49.373
127 - D1	OUTLAP	47.694	15.952	2:48.829	42.20	1:24.525	16:33:38.202

# TCR UK Race Weekend - Donington Park - 9th/10th Sept 2023

## Fun Cup Endurance Championship

### RACE 1 - SECTOR ANALYSIS



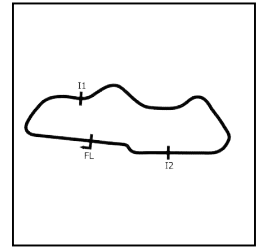
SECTOR 1 = FL to I1, SECTOR 2 = I1 to I2, SECTOR 3 = I2 to FL, DIFF = Difference To Personal Best Lap, P = Crossed Finish Line in Pit Lane, D = Time Disallowed

128 - D1	25.197	46.175	15.258	1:26.630	82.24	2.326	16:35:04.832
129 - D1	24.949	45.727	15.783	1:26.459	82.40	2.155	16:36:31.291
130 - D1	25.198	46.291	15.706	1:27.195	81.70	2.891	16:37:58.486
131 - D1	25.504	46.638	15.947	1:28.089	80.88	3.785	16:39:26.575
132 - D1	26.114	47.320	15.831	1:29.265	79.81	4.961	16:40:55.840
133 - D1	25.133	45.937	15.149	1:26.219	82.63	1.915	16:42:22.059
134 - D1	25.024	45.767	15.153	1:25.944	82.89	1.640	16:43:48.003
135 - D1	25.099	45.739	15.341	1:26.179	82.67	1.875	16:45:14.182
136 - D1	25.170	46.610	15.135	1:26.915	81.97	2.611	16:46:41.097
137 - D1	25.155	46.122	15.164	1:26.441	82.42	2.137	16:48:07.538
138 - D1	25.046	46.092	15.030	1:26.168	82.68	1.864	16:49:33.706
139 - D1	26.053	46.199	15.455	1:27.707	81.23	3.403	16:51:01.413
140 - D1	24.981	46.109	15.543	1:26.633	82.23	2.329	16:52:28.046
141 - D1	25.030	45.935	14.990	1:25.955	82.88	1.651	16:53:54.001
142 - D1	24.891	46.498	15.540	1:26.929	81.95	2.625	16:55:20.930
143 - D1	25.284	46.514	15.465	1:27.263	81.64	2.959	16:56:48.193
144 - D1	25.268	45.908	16.008	1:27.184	81.71	2.880	16:58:15.377
145 - D1	25.887	46.221	15.093	1:27.201	81.70	2.897	16:59:42.578
146 - D1	25.163	46.850	15.078	1:27.091	81.80	2.787	17:01:09.669
147 - D1	24.820	46.119	15.247	1:26.186	82.66	1.882	17:02:35.855
148 - D1	25.310	45.971	15.128	1:26.409	82.45	2.105	17:04:02.264
149 - D1	25.034	46.406	16.308	1:27.748	81.19	3.444	17:05:30.012
150 - D1	25.089	45.927	15.405	1:26.421	82.44	2.117	17:06:56.433
151 - D1	25.430	45.743	15.321	1:26.494	82.37	2.190	17:08:22.927
152 - D1	25.266	45.929	15.219	1:26.414	82.44	2.110	17:09:49.341
153 - D1	25.241	47.117	15.288	1:27.646	81.28	3.342	17:11:16.987

# TCR UK Race Weekend - Donington Park - 9th/10th Sept 2023

## Fun Cup Endurance Championship

### RACE 1 - SECTOR ANALYSIS



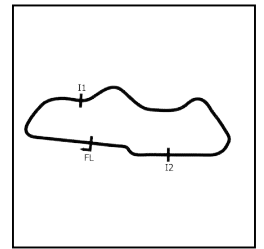
SECTOR 1 = FL to I1, SECTOR 2 = I1 to I2, SECTOR 3 = I2 to FL, DIFF = Difference To Personal Best Lap, P = Crossed Finish Line in Pit Lane, D = Time Disallowed

P14 195 M		JPR For Hire		Fun Cup			
IDEAL LAP TIME : 1:22.852		BEST LAP TIME : 1:23.118		DIFFERENCE : 0.266			
Ted BRADBURY		William CHADWICK		Ashley WOODMAN (M)			
LAP	SECTOR 1	SECTOR 2	SECTOR 3	LAP TIME	MPH	DIFF	TIME OF DAY
1 - D1		44.996	14.940	1:28.172	80.80	5.054	13:11:11.251
2 - D1	24.797	44.865	14.804	1:24.466	84.34	1.348	13:12:35.717
3 - D1	24.693	44.891	14.761	1:24.345	84.47	1.227	13:14:00.062
4 - D1	24.667	45.001	14.836	1:24.504	84.31	1.386	13:15:24.566
5 - D1	24.747	45.048	15.108	1:24.903	83.91	1.785	13:16:49.469
6 - D1	24.703	45.072	19.976	1:29.751	79.38	6.633	13:18:19.220
7 - D1	44.616	1:26.184	29.972	2:40.772	44.31	1:17.654	13:20:59.992
8 - D1	46.405	1:26.374	22.906	2:35.685	45.76	1:12.567	13:23:35.677
9 - D1	24.552	44.582	14.765	1:23.899	84.91	0.781	13:24:59.576
10 - D1	24.552	44.792	14.698	1:24.042	84.77	0.924	13:26:23.618
11 - D1	24.579	44.789	14.977	1:24.345	84.47	1.227	13:27:47.963
12 - D1	24.905	44.877	14.957	1:24.739	84.07	1.621	13:29:12.702
13 - D1	24.646	44.949	14.915	1:24.510	84.30	1.392	13:30:37.212
14 - D1	24.644	44.664	14.927	1:24.235	84.58	1.117	13:32:01.447
15 - D1	24.490	44.617	14.729	1:23.836	84.98	0.718	13:33:25.283
16 - D1	24.546	44.729	14.817	1:24.092	84.72	0.974	13:34:49.375
17 - D1	24.697	44.774	14.801	1:24.272	84.54	1.154	13:36:13.647
18 - D1	24.856	44.868	15.135	1:24.859	83.95	1.741	13:37:38.506
19 - D1	24.399	44.928	14.767	1:24.094	84.72	0.976	13:39:02.600
20 - D1	24.473	44.922	16.400	1:25.795	83.04	2.677	13:40:28.395
21 - D1	24.646	45.201	14.884	1:24.731	84.08	1.613	13:41:53.126
22 - D1	24.416	45.525	15.061	1:25.002	83.81	1.884	13:43:18.128
23 - D1	24.323	45.539	15.126	1:24.988	83.83	1.870	13:44:43.116
24 - D1	24.439	45.410	14.848	1:24.697	84.11	1.579	13:46:07.813
25 - D1	24.485	44.501	14.848	1:23.834	84.98	0.716	13:47:31.647
26 - D1	24.484	44.970	14.846	1:24.300	84.51	1.182	13:48:55.947
27 - D1	24.540	44.859	14.711	1:24.110	84.70	0.992	13:50:20.057
28 - D1	24.379	44.361	14.635	1:23.375 (3)	85.45	0.257	13:51:43.432
29 - D1	24.584	44.971	14.945	1:24.500	84.31	1.382	13:53:07.932
30 - D1	24.484	44.866	14.732	1:24.082	84.73	0.964	13:54:32.014
31 - D1	24.458	44.865	14.832	1:24.155	84.66	1.037	13:55:56.169
32 - D1	24.614	44.496	14.723	1:23.833	84.98	0.715	13:57:20.002
33 - D1	24.366	44.216	16.088	1:24.670	84.14	1.552	13:58:44.672
34 - D1	25.174	45.686	IN PIT	1:28.005 P	80.95	4.887	14:00:12.677
35 - D1	OUTLAP	49.429	15.867	2:33.589	46.38	1:10.471	14:02:46.266
36 - D1	26.023	48.827	16.258	1:31.108	78.19	7.990	14:04:17.374
37 - D1	25.876	1:01.417	27.376	1:54.669	62.13	31.551	14:06:12.043
38 - D1	47.328	1:26.155	16.350	2:29.833	47.55	1:06.715	14:08:41.876
39 - D1	25.062	49.249	15.359	1:29.670	79.45	6.552	14:10:11.546
40 - D1	25.577	47.168	15.847	1:28.592	80.42	5.474	14:11:40.138
41 - D1	25.550	50.407	15.929	1:31.886	77.53	8.768	14:13:12.024
42 - D1	26.000	47.713	15.648	1:29.361	79.72	6.243	14:14:41.385
43 - D1	25.952	47.192	15.498	1:28.642	80.37	5.524	14:16:10.027
44 - D1	25.314	47.166	15.648	1:28.128	80.84	5.010	14:17:38.155
45 - D1	25.528	48.840	IN PIT	1:36.193 P	74.06	13.075	14:19:14.348
46 - D1	OUTLAP	48.069	16.001	2:44.186	43.39	1:21.068	14:21:58.534
47 - D1	25.469	47.600	15.739	1:28.808	80.22	5.690	14:23:27.342
48 - D1	25.307	46.749	IN PIT	1:33.758 P	75.98	10.640	14:25:01.100
49 - D1	OUTLAP	48.659	15.710	2:59.211	39.75	1:36.093	14:28:00.311
50 - D1	25.427	46.942	16.007	1:28.376	80.61	5.258	14:29:28.687
51 - D1	25.104	48.717	15.761	1:29.582	79.53	6.464	14:30:58.269
52 - D1	24.979	47.204	IN PIT	1:33.956 P	75.82	10.838	14:32:32.225
53 - D1	OUTLAP	47.180	15.289	2:58.855	39.83	1:35.737	14:35:31.080
54 - D1	24.739	45.519	15.012	1:25.270	83.55	2.152	14:36:56.350
55 - D1	24.826	45.035	15.321	1:25.182	83.64	2.064	14:38:21.532
56 - D1	24.640	45.594	15.202	1:25.436	83.39	2.318	14:39:46.968
57 - D1	24.716	45.969	15.537	1:26.222	82.63	3.104	14:41:13.190
58 - D1	24.697	45.117	15.192	1:25.006	83.81	1.888	14:42:38.196
59 - D1	24.868	45.590	15.042	1:25.500	83.32	2.382	14:44:03.696
60 - D1	24.827	45.156	15.138	1:25.121	83.70	2.003	14:45:28.817
61 - D1	24.664	45.263	15.119	1:25.046	83.77	1.928	14:46:53.863

# TCR UK Race Weekend - Donington Park - 9th/10th Sept 2023

## Fun Cup Endurance Championship

### RACE 1 - SECTOR ANALYSIS



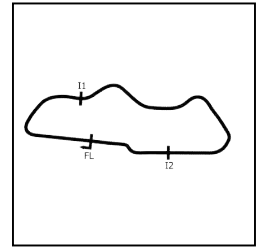
SECTOR 1 = FL to I1, SECTOR 2 = I1 to I2, SECTOR 3 = I2 to FL, DIFF = Difference To Personal Best Lap, P = Crossed Finish Line in Pit Lane, D = Time Disallowed

62 - D1	24.875	45.201	15.051	1:25.127	83.69	2.009	14:48:18.990
63 - D1	24.718	45.193	14.977	1:24.888	83.92	1.770	14:49:43.878
64 - D1	24.865	45.239	14.904	1:25.008	83.81	1.890	14:51:08.886
65 - D1	24.594	45.105	14.859	1:24.558	84.25	1.440	14:52:33.444
66 - D1	24.789	47.255	14.960	1:27.004	81.88	3.886	14:54:00.448
67 - D1	24.543	44.805	15.245	1:24.593	84.22	1.475	14:55:25.041
68 - D1	24.568	45.974	14.862	1:25.404	83.42	2.286	14:56:50.445
69 - D1	24.997	45.087	14.820	1:24.904	83.91	1.786	14:58:15.349
70 - D1	24.846	45.255	15.098	1:25.199	83.62	2.081	14:59:40.548
71 - D1	24.686	44.675	14.910	1:24.271	84.54	1.153	15:01:04.819
72 - D1	24.535	47.073	14.919	1:26.527	82.34	3.409	15:02:31.346
73 - D1	24.715	44.483	14.699	1:23.897	84.92	0.779	15:03:55.243
74 - D1	24.616	45.843	14.862	1:25.321	83.50	2.203	15:05:20.564
75 - D1	24.679	44.991	14.780	1:24.450	84.36	1.332	15:06:45.014
76 - D1	24.760	44.865	14.812	1:24.437	84.37	1.319	15:08:09.451
77 - D1	24.721	44.848	14.828	1:24.397	84.41	1.279	15:09:33.848
78 - D1	24.803	45.505	14.931	1:25.239	83.58	2.121	15:10:59.087
79 - D1	24.606	45.042	14.990	1:24.638	84.17	1.520	15:12:23.725
80 - D1	24.569	45.230	14.908	1:24.707	84.10	1.589	15:13:48.432
81 - D1	24.719	44.771	14.848	1:24.338	84.47	1.220	15:15:12.770
82 - D1	24.701	44.639	14.788	1:24.128	84.68	1.010	15:16:36.898
83 - D1	24.968	44.741	14.902	1:24.611	84.20	1.493	15:18:01.509
84 - D1	24.609	44.819	14.828	1:24.256	84.55	1.138	15:19:25.765
85 - D1	24.700	45.483	IN PIT	1:26.610	<b>P</b> 82.26	3.492	15:20:52.375
86 - D1	OUTLAP	49.267	17.750	2:55.286	40.64	1:32.168	15:23:47.661
87 - D1	25.807	48.223	15.850	1:29.880	79.26	6.762	15:25:17.541
88 - D1	26.788	48.070	15.868	1:30.726	78.52	7.608	15:26:48.267
89 - D1	25.593	47.068	15.713	1:28.374	80.61	5.256	15:28:16.641
90 - D1	25.567	46.390	15.704	1:27.661	81.27	4.543	15:29:44.302
91 - D1	25.234	46.399	15.480	1:27.113	81.78	3.995	15:31:11.415
92 - D1	25.067	46.571	15.456	1:27.094	81.80	3.976	15:32:38.509
93 - D1	25.430	46.666	15.505	1:27.601	81.33	4.483	15:34:06.110
94 - D1	25.228	48.112	16.002	1:29.342	79.74	6.224	15:35:35.452
95 - D1	25.447	47.383	17.694	1:30.524	78.70	7.406	15:37:05.976
96 - D1	25.743	46.852	15.603	1:28.198	80.78	5.080	15:38:34.174
97 - D1	24.980	48.768	15.813	1:29.561	79.55	6.443	15:40:03.735
98 - D1	25.195	48.197	25.789	1:39.181	71.83	16.063	15:41:42.916
99 - D1	44.607	1:25.137	27.191	2:36.935	45.39	1:13.817	15:44:19.851
100 - D1	43.804	1:24.240	25.678	2:33.722	46.34	1:10.604	15:46:53.573
101 - D1	43.305	1:36.995	16.309	2:36.609	45.49	1:13.491	15:49:30.182
102 - D1	25.345	47.739	15.351	1:28.435	80.56	5.317	15:50:58.617
103 - D1	25.075	46.099	IN PIT	1:30.820	<b>P</b> 78.44	7.702	15:52:29.437
104 - D1	OUTLAP	44.575	14.721	2:46.788	42.71	1:23.670	15:55:16.225
105 - D1	24.421	44.679	15.335	1:24.435	84.38	1.317	15:56:40.660
106 - D1	24.456	44.475	14.865	1:23.796	85.02	0.678	15:58:04.456
107 - D1	24.362	44.468	16.006	1:24.836	83.98	1.718	15:59:29.292
108 - D1	24.487	44.914	15.086	1:24.487	84.32	1.369	16:00:53.779
109 - D1	24.666	45.092	14.920	1:24.678	84.13	1.560	16:02:18.457
110 - D1	24.437	44.559	14.769	1:23.765	85.05	0.647	16:03:42.222
111 - D1	24.706	45.860	14.928	1:25.494	83.33	2.376	16:05:07.716
112 - D1	24.494	44.420	14.727	1:23.641	85.18	0.523	16:06:31.357
113 - D1	24.521	44.552	14.703	1:23.776	85.04	0.658	16:07:55.133
114 - D1	24.364	44.963	14.734	1:24.061	84.75	0.943	16:09:19.194
115 - D1	24.457	44.458	14.688	1:23.603	85.21	0.485	16:10:42.797
116 - D1	24.782	45.190	15.308	1:25.280	83.54	2.162	16:12:08.077
117 - D1	24.580	44.593	14.897	1:24.070	84.74	0.952	16:13:32.147
118 - D1	24.345	44.140	15.267	1:23.752	85.06	0.634	16:14:55.899
119 - D1	<b>24.252</b>	44.299	15.068	1:23.619	85.20	0.501	16:16:19.518
120 - D1	25.142	44.501	14.683	1:24.326	84.48	1.208	16:17:43.844
121 - D1	24.640	44.087	14.791	1:23.518	85.30	0.400	16:19:07.362
122 - D1	24.541	44.995	16.088	1:25.624	83.20	2.506	16:20:32.986
123 - D1	25.686	44.736	14.665	1:25.087	83.73	1.969	16:21:58.073
124 - D1	24.349	44.398	14.913	1:23.660	85.16	0.542	16:23:21.733
125 - D1	24.560	44.496	14.774	1:23.830	84.98	0.712	16:24:45.563
126 - D1	24.398	44.171	<b>14.586</b>	1:23.155	<b>(2)</b> 85.67	0.037	16:26:08.718
127 - D1	24.424	<b>44.014</b>	15.581	1:24.019	84.79	0.901	16:27:32.737

# TCR UK Race Weekend - Donington Park - 9th/10th Sept 2023

## Fun Cup Endurance Championship

### RACE 1 - SECTOR ANALYSIS



SECTOR 1 = FL to I1, SECTOR 2 = I1 to I2, SECTOR 3 = I2 to FL, DIFF = Difference To Personal Best Lap, P = Crossed Finish Line in Pit Lane, D = Time Disallowed

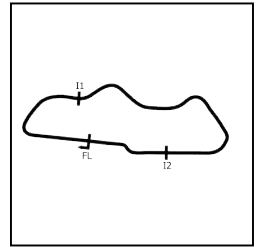
128 - D1	24.601	44.670	14.783	1:24.054	84.76	0.936	16:28:56.791
129 - D1	24.430	44.568	14.860	1:23.858	84.96	0.740	16:30:20.649
130 - D1	24.431	44.391	14.667	1:23.489	85.33	0.371	16:31:44.138
131 - D1	24.534	44.304	14.784	1:23.622	85.20	0.504	16:33:07.760
132 - D1	24.523	44.272	14.763	1:23.558	85.26	0.440	16:34:31.318
133 - D1	24.562	44.464	14.646	1:23.672	85.14	0.554	16:35:54.990
134 - D1	24.468	44.291	14.678	1:23.437	85.38	0.319	16:37:18.427
<b>135 - D1</b>	24.354	44.132	14.632	<b>1:23.118 (1)</b>	<b>85.71</b>		<b>16:38:41.545</b>
136 - D1	24.448	44.341	IN PIT	1:25.909 <b>P</b>	82.93	2.791	16:40:07.454
137 - D1	OUTLAP	46.294	15.623	2:22.084	50.14	58.966	16:42:29.538
138 - D1	24.737	45.619	15.239	1:25.595	83.23	2.477	16:43:55.133
139 - D1	24.635	44.729	14.978	1:24.342	84.47	1.224	16:45:19.475
140 - D1	24.644	44.642	14.889	1:24.175	84.64	1.057	16:46:43.650
141 - D1	25.046	45.538	15.323	1:25.907	82.93	2.789	16:48:09.557
142 - D1	25.143	44.560	14.827	1:24.530	84.28	1.412	16:49:34.087
143 - D1	24.719	44.622	14.966	1:24.307	84.50	1.189	16:50:58.394
144 - D1	24.959	45.706	IN PIT	1:31.353 <b>P</b>	77.99	8.235	16:52:29.747



# TCR UK Race Weekend - Donington Park - 9th/10th Sept 2023

## Fun Cup Endurance Championship

### RACE 1 - SECTOR ANALYSIS



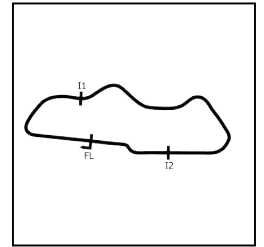
SECTOR 1 = FL to I1, SECTOR 2 = I1 to I2, SECTOR 3 = I2 to FL, DIFF = Difference To Personal Best Lap, P = Crossed Finish Line in Pit Lane, D = Time Disallowed

P15 252		Team Racelogic		Fun Cup			
IDEAL LAP TIME : 1:23.787		BEST LAP TIME : 1:24.107		DIFFERENCE : 0.320			
Julian THOMAS		David DENYER					
LAP	SECTOR 1	SECTOR 2	SECTOR 3	LAP TIME	MPH	DIFF	TIME OF DAY
1 - D1		47.648	16.211	1:41.430	70.24	17.323	13:11:24.509
2 - D1	25.780	45.861	15.448	1:27.089	81.80	2.982	13:12:51.598
3 - D1	24.829	45.641	15.166	1:25.636	83.19	1.529	13:14:17.234
4 - D1	24.754	45.234	16.082	1:26.070	82.77	1.963	13:15:43.304
5 - D1	24.984	46.097	16.077	1:27.158	81.74	3.051	13:17:10.462
6 - D1	26.962	46.692	17.244	1:30.898	78.38	6.791	13:18:41.360
7 - D1	35.170	1:29.952	29.642	2:34.764	46.03	1:10.657	13:21:16.124
8 - D1	42.708	1:25.314	23.964	2:31.986	46.87	1:07.879	13:23:48.110
9 - D1	25.363	45.894	15.095	1:26.352	82.50	2.245	13:25:14.462
10 - D1	25.007	45.607	15.040	1:25.654	83.17	1.547	13:26:40.116
11 - D1	24.913	45.617	15.354	1:25.884	82.95	1.777	13:28:06.000
12 - D1	24.904	45.919	15.135	1:25.958	82.88	1.851	13:29:31.958
13 - D1	25.112	45.566	15.086	1:25.764	83.07	1.657	13:30:57.722
14 - D1	24.917	45.314	15.199	1:25.430	83.39	1.323	13:32:23.152
15 - D1	24.722	45.331	16.147	1:26.200	82.65	2.093	13:33:49.352
16 - D1	24.914	45.424	15.146	1:25.484	83.34	1.377	13:35:14.836
17 - D1	24.846	46.704	16.816	1:28.366	80.62	4.259	13:36:43.202
18 - D1	24.959	45.181	14.821	1:24.961	83.85	0.854	13:38:08.163
19 - D1	25.294	47.976	1:19.990	2:33.260	46.48	1:09.153	13:40:41.423
20 - D1	25.832	46.771	15.501	1:28.104	80.86	3.997	13:42:09.527
21 - D1	25.348	46.437	15.211	1:26.996	81.89	2.889	13:43:36.523
22 - D1	24.993	45.679	15.599	1:26.271	82.58	2.164	13:45:02.794
23 - D1	25.528	47.346	16.424	1:29.298	79.78	5.191	13:46:32.092
24 - D1	25.247	46.420	16.213	1:27.880	81.07	3.773	13:47:59.972
25 - D1	25.071	46.420	17.189	1:28.680	80.34	4.573	13:49:28.652
26 - D1	25.095	46.674	IN PIT	1:30.824	P 78.44	6.717	13:50:59.476
27 - D1	OUTLAP	49.821	IN PIT	8:33.261	P 13.88	7:09.154	13:59:32.737
28 - D1	OUTLAP	45.958	15.393	18:55.568	6.27	17:31.461	14:18:28.305
29 - D1	25.401	45.907	15.194	1:26.502	82.36	2.395	14:19:54.807
30 - D1	25.153	45.573	15.144	1:25.870	82.97	1.763	14:21:20.677
31 - D1	24.930	45.543	15.127	1:25.600	83.23	1.493	14:22:46.277
32 - D1	24.961	47.100	15.148	1:27.209	81.69	3.102	14:24:13.486
33 - D1	24.966	45.412	15.401	1:25.779	83.05	1.672	14:25:39.265
34 - D1	25.029	45.075	15.167	1:25.271	83.55	1.164	14:27:04.536
35 - D1	24.959	45.506	15.284	1:25.749	83.08	1.642	14:28:30.285
36 - D1	24.973	45.650	15.125	1:25.748	83.08	1.641	14:29:56.033
37 - D1	24.775	47.491	15.187	1:27.453	81.46	3.346	14:31:23.486
38 - D1	24.801	45.210	14.880	1:24.891	83.92	0.784	14:32:48.377
39 - D1	24.626	45.194	15.086	1:24.906	83.91	0.799	14:34:13.283
40 - D1	25.135	46.095	15.052	1:26.282	82.57	2.175	14:35:39.565
41 - D1	24.775	45.180	14.898	1:24.853	83.96	0.746	14:37:04.418
42 - D1	24.998	46.557	15.489	1:27.044	81.85	2.937	14:38:31.462
43 - D1	25.269	45.437	IN PIT	1:27.658	P 81.27	3.551	14:39:59.120
44 - D1	OUTLAP	47.298	15.480	2:18.699	51.36	54.592	14:42:17.819
45 - D1	25.144	45.627	15.779	1:26.550	82.31	2.443	14:43:44.369
46 - D1	24.983	45.927	15.431	1:26.341	82.51	2.234	14:45:10.710
47 - D1	25.223	45.941	15.370	1:26.534	82.33	2.427	14:46:37.244
48 - D1	25.079	45.923	15.313	1:26.315	82.54	2.208	14:48:03.559
49 - D1	24.902	45.481	17.515	1:27.898	81.05	3.791	14:49:31.457
50 - D1	25.351	45.718	15.360	1:26.429	82.43	2.322	14:50:57.886
51 - D1	24.886	46.589	15.387	1:26.862	82.02	2.755	14:52:24.748
52 - D1	25.040	45.715	15.292	1:26.047	82.79	1.940	14:53:50.795
53 - D1	25.093	45.371	15.044	1:25.508	83.32	1.401	14:55:16.303
54 - D1	24.798	45.832	15.538	1:26.168	82.68	2.061	14:56:42.471
55 - D1	25.189	45.215	15.260	1:25.664	83.16	1.557	14:58:08.135
56 - D1	25.158	45.650	15.568	1:26.376	82.48	2.269	14:59:34.511
57 - D1	25.180	47.124	15.196	1:27.500	81.42	3.393	15:01:02.011
58 - D1	25.017	45.550	16.440	1:27.007	81.88	2.900	15:02:29.018
59 - D1	24.961	45.201	15.289	1:25.451	83.37	1.344	15:03:54.469
60 - D1	24.839	45.794	15.122	1:25.755	83.08	1.648	15:05:20.224
61 - D1	25.251	45.179	14.904	1:25.334	83.49	1.227	15:06:45.558

# TCR UK Race Weekend - Donington Park - 9th/10th Sept 2023

## Fun Cup Endurance Championship

### RACE 1 - SECTOR ANALYSIS



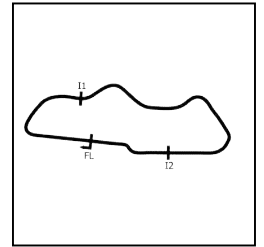
SECTOR 1 = FL to I1, SECTOR 2 = I1 to I2, SECTOR 3 = I2 to FL, DIFF = Difference To Personal Best Lap, P = Crossed Finish Line in Pit Lane, D = Time Disallowed

62 - D1	24.752	45.242	15.120	1:25.114	83.70	1.007	15:08:10.672
63 - D1	25.419	45.531	14.991	1:25.941	82.90	1.834	15:09:36.613
64 - D1	24.825	46.167	15.114	1:26.106	82.74	1.999	15:11:02.719
65 - D1	24.788	45.386	15.131	1:25.305	83.51	1.198	15:12:28.024
66 - D1	24.884	45.875	15.172	1:25.931	82.91	1.824	15:13:53.955
67 - D1	24.893	45.652	15.350	1:25.895	82.94	1.788	15:15:19.850
68 - D1	25.118	45.602	14.951	1:25.671	83.16	1.564	15:16:45.521
69 - D1	24.947	45.653	15.084	1:25.684	83.15	1.577	15:18:11.205
70 - D1	24.999	45.828	IN PIT	1:26.869	<b>P</b> 82.01	2.762	15:19:38.074
71 - D1	OUTLAP	45.350	15.034	2:25.244	49.05	1:01.137	15:22:03.318
72 - D1	25.680	46.663	15.044	1:27.387	81.52	3.280	15:23:30.705
73 - D1	24.912	45.108	15.061	1:25.081	83.73	0.974	15:24:55.786
74 - D1	25.227	45.081	15.203	1:25.511	83.31	1.404	15:26:21.297
75 - D1	26.105	50.525	16.062	1:32.692	76.86	8.585	15:27:53.989
76 - D1	25.537	48.926	17.228	1:31.691	77.70	7.584	15:29:25.680
77 - D1	26.770	45.840	14.958	1:27.568	81.36	3.461	15:30:53.248
78 - D1	24.854	45.468	15.044	1:25.366	83.45	1.259	15:32:18.614
79 - D1	24.991	45.580	15.070	1:25.641	83.19	1.534	15:33:44.255
80 - D1	24.990	45.217	14.982	1:25.189	83.63	1.082	15:35:09.444
81 - D1	25.153	45.249	14.863	1:25.265	83.55	1.158	15:36:34.709
82 - D1	24.961	45.034	14.691	1:24.686	84.13	0.579	15:37:59.395
83 - D1	24.771	47.496	15.845	1:28.112	80.85	4.005	15:39:27.507
84 - D1	25.909	1:18.305	27.604	2:11.818	54.04	47.711	15:41:39.325
85 - D1	44.935	1:26.048	26.206	2:37.189	45.32	1:13.082	15:44:16.514
86 - D1	44.071	1:24.181	25.437	2:33.689	46.35	1:09.582	15:46:50.203
87 - D1	44.299	1:36.420	15.639	2:36.358	45.56	1:12.251	15:49:26.561
88 - D1	<b>24.419</b>	47.038	14.957	1:26.414	82.44	2.307	15:50:52.975
89 - D1	24.555	45.459	14.844	1:24.858	83.95	0.751	15:52:17.833
90 - D1	24.517	45.390	14.899	1:24.806	84.01	0.699	15:53:42.639
91 - D1	24.713	45.414	14.895	1:25.022	83.79	0.915	15:55:07.661
92 - D1	24.618	45.115	14.809	1:24.542	84.27	0.435	15:56:32.203
93 - D1	25.139	44.800	14.722	1:24.661	84.15	0.554	15:57:56.864
94 - D1	24.890	45.372	15.168	1:25.430	83.39	1.323	15:59:22.294
95 - D1	24.773	46.050	IN PIT	1:28.717	<b>P</b> 80.30	4.610	16:00:51.011
96 - D1	OUTLAP	46.209	15.415	2:16.238	52.29	52.131	16:03:07.249
97 - D1	25.138	45.858	15.301	1:26.297	82.55	2.190	16:04:33.546
98 - D1	25.162	45.623	15.162	1:25.947	82.89	1.840	16:05:59.493
99 - D1	25.188	45.653	16.239	1:27.080	81.81	2.973	16:07:26.573
100 - D1	24.872	45.592	15.248	1:25.712	83.12	1.605	16:08:52.285
101 - D1	25.178	45.918	15.775	1:26.871	82.01	2.764	16:10:19.156
102 - D1	25.101	45.593	15.209	1:25.903	82.93	1.796	16:11:45.059
103 - D1	25.629	45.382	18.800	1:29.811	79.32	5.704	16:13:14.870
104 - D1	25.243	46.387	15.560	1:27.190	81.71	3.083	16:14:42.060
105 - D1	24.735	46.339	15.133	1:26.207	82.64	2.100	16:16:08.267
106 - D1	24.811	45.120	15.147	1:25.078	83.74	0.971	16:17:33.345
107 - D1	25.002	45.194	15.231	1:25.427	83.40	1.320	16:18:58.772
108 - D1	24.903	45.426	15.483	1:25.812	83.02	1.705	16:20:24.584
109 - D1	24.914	45.149	14.866	1:24.929	83.88	0.822	16:21:49.513
110 - D1	24.976	45.185	14.935	1:25.096	83.72	0.989	16:23:14.609
111 - D1	24.966	45.659	15.268	1:25.893	82.94	1.786	16:24:40.502
112 - D1	24.817	45.196	15.146	1:25.159	83.66	1.052	16:26:05.661
113 - D1	24.895	45.506	16.422	1:26.823	82.05	2.716	16:27:32.484
114 - D1	25.387	45.307	15.120	1:25.814	83.02	1.707	16:28:58.298
115 - D1	24.981	45.264	15.148	1:25.393	83.43	1.286	16:30:23.691
116 - D1	25.323	45.688	15.527	1:26.538	82.32	2.431	16:31:50.229
117 - D1	24.944	45.473	15.302	1:25.719	83.11	1.612	16:33:15.948
118 - D1	24.988	45.380	15.277	1:25.645	83.18	1.538	16:34:41.593
119 - D1	24.966	46.330	15.432	1:26.728	82.14	2.621	16:36:08.321
120 - D1	25.073	45.874	15.457	1:26.404	82.45	2.297	16:37:34.725
121 - D1	25.078	45.625	15.306	1:26.009	82.83	1.902	16:39:00.734
122 - D1	25.054	45.395	IN PIT	1:27.928	<b>P</b> 81.02	3.821	16:40:28.662
123 - D1	OUTLAP	45.071	14.945	2:37.097	45.35	1:12.990	16:43:05.759
124 - D1	24.966	45.067	15.063	1:25.096	83.72	0.989	16:44:30.855
125 - D1	24.938	45.779	14.985	1:25.702	83.13	1.595	16:45:56.557
126 - D1	25.817	45.512	15.020	1:26.349	82.50	2.242	16:47:22.906
127 - D1	24.815	45.083	14.996	1:24.894	83.92	0.787	16:48:47.800

# TCR UK Race Weekend - Donington Park - 9th/10th Sept 2023

## Fun Cup Endurance Championship

### RACE 1 - SECTOR ANALYSIS



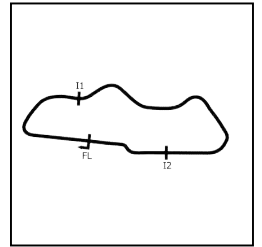
SECTOR 1 = FL to I1, SECTOR 2 = I1 to I2, SECTOR 3 = I2 to FL, DIFF = Difference To Personal Best Lap, P = Crossed Finish Line in Pit Lane, D = Time Disallowed

128 - D1	24.660	45.497	15.519	1:25.676	83.15	1.569	16:50:13.476
129 - D1	25.000	45.506	15.089	1:25.595	83.23	1.488	16:51:39.071
130 - D1	24.944	45.320	15.162	1:25.426	83.40	1.319	16:53:04.497
131 - D1	24.803	45.658	15.288	1:25.749	83.08	1.642	16:54:30.246
132 - D1	24.667	45.136	14.752	1:24.555	84.26	0.448	16:55:54.801
133 - D1	24.897	44.869	15.145	1:24.911	83.90	0.804	16:57:19.712
134 - D1	24.719	44.693	14.739	1:24.151 (2)	84.66	0.044	16:58:43.863
135 - D1	24.619	45.142	14.903	1:24.664	84.15	0.557	17:00:08.527
136 - D1	24.687	45.220	15.411	1:25.318	83.50	1.211	17:01:33.845
137 - D1	24.638	45.115	<b>14.679</b>	1:24.432	84.38	0.325	17:02:58.277
138 - D1	24.618	44.738	14.890	1:24.246 (3)	84.56	0.139	17:04:22.523
139 - D1	24.488	44.953	14.893	1:24.334	84.48	0.227	17:05:46.857
<b>140 - D1</b>	24.491	<b>44.689</b>	14.927	<b>1:24.107 (1)</b>	<b>84.70</b>		<b>17:07:10.964</b>
141 - D1	24.487	45.395	16.148	1:26.030	82.81	1.923	17:08:36.994
142 - D1	25.155	45.131	15.433	1:25.719	83.11	1.612	17:10:02.713
143 - D1	24.879	45.435	16.247	1:26.561	82.30	2.454	17:11:29.274

# TCR UK Race Weekend - Donington Park - 9th/10th Sept 2023

## Fun Cup Endurance Championship

### RACE 1 - SECTOR ANALYSIS



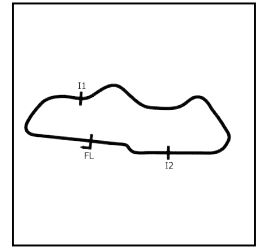
SECTOR 1 = FL to I1, SECTOR 2 = I1 to I2, SECTOR 3 = I2 to FL, DIFF = Difference To Personal Best Lap, P = Crossed Finish Line in Pit Lane, D = Time Disallowed

P16 146 M		Team PLR Racing		Fun Cup			
IDEAL LAP TIME : 1:24.042		BEST LAP TIME : 1:24.420		DIFFERENCE : 0.378			
Ben PITCH		Neil PLIMMER (M)					
LAP	SECTOR 1	SECTOR 2	SECTOR 3	LAP TIME	MPH	DIFF	TIME OF DAY
1 - D1		46.353	15.451	1:32.571	76.96	8.151	13:11:15.650
2 - D1		46.074	16.783	1:27.684	81.25	3.264	13:12:43.334
3 - D1	25.218	46.569	15.629	1:27.416	81.50	2.996	13:14:10.750
4 - D1	24.976	45.774	15.046	1:25.796	83.04	1.376	13:15:36.546
5 - D1	24.822	46.439	15.622	1:26.883	82.00	2.463	13:17:03.429
6 - D1	24.558	46.212	18.512	1:29.282	79.79	4.862	13:18:32.711
7 - D1	36.797	1:26.575	29.655	2:33.027	46.55	1:08.607	13:21:05.738
8 - D1	45.503	1:25.371	23.580	2:34.454	46.12	1:10.034	13:23:40.192
9 - D1	24.634	44.848	15.063	1:24.545 (2)	84.27	0.125	13:25:04.737
10 - D1	24.599	44.776	15.484	1:24.859	83.95	0.439	13:26:29.596
11 - D1	24.727	44.920	15.259	1:24.906	83.91	0.486	13:27:54.502
12 - D1	24.637	45.098	15.388	1:25.123	83.69	0.703	13:29:19.625
13 - D1	24.720	45.709	15.366	1:25.795	83.04	1.375	13:30:45.420
14 - D1	25.029	45.765	15.816	1:26.610	82.26	2.190	13:32:12.030
15 - D1	25.139	44.721	15.319	1:25.179	83.64	0.759	13:33:37.209
16 - D1	24.720	46.123	15.445	1:26.288	82.56	1.868	13:35:03.497
17 - D1	25.053	45.752	15.940	1:26.745	82.13	2.325	13:36:30.242
18 - D1	24.802	45.157	15.272	1:25.231	83.59	0.811	13:37:55.473
19 - D1	25.127	46.896	14.962	1:26.985	81.90	2.565	13:39:22.458
20 - D1	24.602	46.417	15.195	1:26.214	82.63	1.794	13:40:48.672
21 - D1	24.782	45.611	15.497	1:25.890	82.95	1.470	13:42:14.562
22 - D1	25.009	45.021	14.961	1:24.991	83.82	0.571	13:43:39.553
23 - D1	24.816	45.161	14.900	1:24.877	83.94	0.457	13:45:04.430
24 - D1	24.703	45.740	14.957	1:25.400	83.42	0.980	13:46:29.830
25 - D1	24.624	45.581	15.428	1:25.633	83.19	1.213	13:47:55.463
26 - D1	24.746	45.685	15.760	1:26.191	82.66	1.771	13:49:21.654
27 - D1	25.232	45.345	15.111	1:25.688	83.14	1.268	13:50:47.342
28 - D1	24.744	45.194	15.807	1:25.745	83.09	1.325	13:52:13.087
29 - D1	24.937	46.774	15.310	1:27.021	81.87	2.601	13:53:40.108
30 - D1	24.768	45.491	IN PIT	1:26.463 P	82.40	2.043	13:55:06.571
31 - D1	OUTLAP	46.292	16.109	2:10.716	54.50	46.296	13:57:17.287
32 - D1	25.424	45.796	15.730	1:26.950	81.93	2.530	13:58:44.237
33 - D1	25.316	46.442	15.084	1:26.842	82.04	2.422	14:00:11.079
34 - D1	25.426	46.981	15.026	1:27.433	81.48	3.013	14:01:38.512
35 - D1	24.804	46.134	15.112	1:26.050	82.79	1.630	14:03:04.562
36 - D1	25.926	51.526	17.698	1:35.150	74.87	10.730	14:04:39.712
37 - D1	28.555	52.324	20.531	1:41.410	70.25	16.990	14:06:21.122
38 - D1	43.600	1:26.328	16.682	2:26.610	48.59	1:02.190	14:08:47.732
39 - D1	25.114	45.621	15.228	1:25.963	82.88	1.543	14:10:13.695
40 - D1	25.177	45.496	15.079	1:25.752	83.08	1.332	14:11:39.447
41 - D1	24.928	46.348	15.531	1:26.807	82.07	2.387	14:13:06.254
42 - D1	24.932	46.988	15.849	1:27.769	81.17	3.349	14:14:34.023
43 - D1	26.215	46.863	IN PIT	1:30.996 P	78.29	6.576	14:16:05.019
44 - D1	OUTLAP	45.504	15.276	5:16.806	22.48	3:52.386	14:21:21.825
45 - D1	24.838	45.317	14.948	1:25.103	83.71	0.683	14:22:46.928
46 - D1	24.700	46.147	15.271	1:26.118	82.73	1.698	14:24:13.046
47 - D1	24.793	45.487	15.227	1:25.507	83.32	1.087	14:25:38.553
48 - D1	24.740	45.475	14.951	1:25.166	83.65	0.746	14:27:03.719
49 - D1	24.986	45.505	15.080	1:25.571	83.26	1.151	14:28:29.290
50 - D1	24.913	45.698	15.169	1:25.780	83.05	1.360	14:29:55.070
51 - D1	24.772	46.479	15.169	1:26.420	82.44	2.000	14:31:21.490
52 - D1	24.845	45.719	15.096	1:25.660	83.17	1.240	14:32:47.150
53 - D1	24.840	45.591	14.833	1:25.264	83.55	0.844	14:34:12.414
54 - D1	24.842	45.951	14.841	1:25.634	83.19	1.214	14:35:38.048
55 - D1	24.795	45.605	15.036	1:25.436	83.39	1.016	14:37:03.484
56 - D1	24.654	45.362	14.910	1:24.926	83.89	0.506	14:38:28.410
57 - D1	24.942	45.656	IN PIT	1:27.985 P	80.97	3.565	14:39:56.395
58 - D1	OUTLAP	45.447	15.021	2:09.101	55.18	44.681	14:42:05.496
59 - D1	24.708	45.487	15.073	1:25.268	83.55	0.848	14:43:30.764
60 - D1	24.792	46.061	15.489	1:26.342	82.51	1.922	14:44:57.106
61 - D1	24.899	45.564	15.093	1:25.556	83.27	1.136	14:46:22.662

# TCR UK Race Weekend - Donington Park - 9th/10th Sept 2023

## Fun Cup Endurance Championship

### RACE 1 - SECTOR ANALYSIS



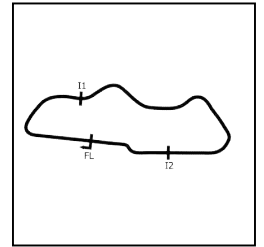
SECTOR 1 = FL to I1, SECTOR 2 = I1 to I2, SECTOR 3 = I2 to FL, DIFF = Difference To Personal Best Lap, P = Crossed Finish Line in Pit Lane, D = Time Disallowed

62 - D1	24.962	45.946	15.264	1:26.172	82.67	1.752	14:47:48.834
63 - D1	25.464	45.048	15.249	1:25.761	83.07	1.341	14:49:14.595
64 - D1	24.966	45.747	15.047	1:25.760	83.07	1.340	14:50:40.355
<b>65 - D1</b>	24.694	44.883	14.843	<b>1:24.420 (1)</b>	<b>84.39</b>		<b>14:52:04.775</b>
66 - D1	24.570	45.010	15.011	1:24.591 (3)	84.22	0.171	14:53:29.366
67 - D1	24.920	45.543	15.246	1:25.709	83.12	1.289	14:54:55.075
68 - D1	24.664	46.127	15.285	1:26.076	82.77	1.656	14:56:21.151
69 - D1	24.863	45.477	15.292	1:25.632	83.20	1.212	14:57:46.783
70 - D1	25.084	45.461	15.214	1:25.759	83.07	1.339	14:59:12.542
71 - D1	24.807	46.610	15.283	1:26.700	82.17	2.280	15:00:39.242
72 - D1	25.089	46.007	15.159	1:26.255	82.59	1.835	15:02:05.497
73 - D1	25.782	46.226	15.045	1:27.053	81.84	2.633	15:03:32.550
74 - D1	25.043	45.677	15.037	1:25.757	83.07	1.337	15:04:58.307
75 - D1	24.808	46.376	15.308	1:26.492	82.37	2.072	15:06:24.799
76 - D1	24.911	45.513	15.200	1:25.624	83.20	1.204	15:07:50.423
77 - D1	25.021	45.844	14.926	1:25.791	83.04	1.371	15:09:16.214
78 - D1	24.672	45.586	14.833	1:25.091	83.72	0.671	15:10:41.305
79 - D1	24.694	45.143	14.934	1:24.771	84.04	0.351	15:12:06.076
80 - D1	24.608	45.080	15.124	1:24.812	84.00	0.392	15:13:30.888
81 - D1	24.628	44.986	14.982	1:24.596	84.21	0.176	15:14:55.484
82 - D1	24.818	44.966	14.958	1:24.742	84.07	0.322	15:16:20.226
83 - D1	24.963	45.335	15.299	1:25.597	83.23	1.177	15:17:45.823
84 - D1	24.616	46.055	IN PIT	1:26.598	<b>P</b> 82.27	2.178	15:19:12.421
85 - D1	OUTLAP	46.219	15.477	2:08.205	55.57	43.785	15:21:20.626
86 - D1	25.491	45.676	15.529	1:26.696	82.17	2.276	15:22:47.322
87 - D1	25.023	46.058	15.192	1:26.273	82.58	1.853	15:24:13.595
88 - D1	24.863	45.960	15.529	1:26.352	82.50	1.932	15:25:39.947
89 - D1	25.132	52.289	14.972	1:32.393	77.11	7.973	15:27:12.340
90 - D1	24.801	45.320	14.850	1:24.971	83.84	0.551	15:28:37.311
91 - D1	24.759	45.314	14.914	1:24.987	83.83	0.567	15:30:02.298
92 - D1	24.683	46.313	15.108	1:26.104	82.74	1.684	15:31:28.402
93 - D1	25.263	46.588	15.591	1:27.442	81.47	3.022	15:32:55.844
94 - D1	25.370	45.878	15.255	1:26.503	82.36	2.083	15:34:22.347
95 - D1	24.967	46.435	15.847	1:27.249	81.65	2.829	15:35:49.596
96 - D1	25.287	45.427	15.016	1:25.730	83.10	1.310	15:37:15.326
97 - D1	24.964	46.115	15.249	1:26.328	82.52	1.908	15:38:41.654
98 - D1	24.893	46.607	15.270	1:26.770	82.10	2.350	15:40:08.424
99 - D1	25.077	47.096	24.535	1:36.708	73.67	12.288	15:41:45.132
100 - D1	45.691	1:24.799	26.910	2:37.400	45.26	1:12.980	15:44:22.532
101 - D1	43.228	1:24.421	25.854	2:33.503	46.41	1:09.083	15:46:56.035
102 - D1	44.159	1:36.993	15.473	2:36.625	45.48	1:12.205	15:49:32.660
103 - D1	24.649	45.250	15.099	1:24.998	83.82	0.578	15:50:57.658
104 - D1	24.794	45.107	14.846	1:24.747	84.06	0.327	15:52:22.405
105 - D1	<b>24.520</b>	45.868	15.043	1:25.431	83.39	1.011	15:53:47.836
106 - D1	24.733	46.009	14.924	1:25.666	83.16	1.246	15:55:13.502
107 - D1	24.939	45.834	14.944	1:25.717	83.11	1.297	15:56:39.219
108 - D1	24.906	45.457	15.459	1:25.822	83.01	1.402	15:58:05.041
109 - D1	24.924	45.513	IN PIT	1:27.400	<b>P</b> 81.51	2.980	15:59:32.441
110 - D1	OUTLAP	45.704	15.416	2:26.765	48.54	1:02.345	16:01:59.206
111 - D1	24.710	46.363	15.075	1:26.148	82.70	1.728	16:03:25.354
112 - D1	24.805	45.422	14.999	1:25.226	83.59	0.806	16:04:50.580
113 - D1	25.946	45.127	14.895	1:25.968	82.87	1.548	16:06:16.548
114 - D1	24.653	46.264	15.150	1:26.067	82.78	1.647	16:07:42.615
115 - D1	24.804	45.288	14.898	1:24.990	83.82	0.570	16:09:07.605
116 - D1	24.956	45.565	15.192	1:25.713	83.12	1.293	16:10:33.318
117 - D1	24.797	45.514	15.233	1:25.544	83.28	1.124	16:11:58.862
118 - D1	24.895	45.233	15.258	1:25.386	83.44	0.966	16:13:24.248
119 - D1	25.008	45.864	15.155	1:26.027	82.81	1.607	16:14:50.275
120 - D1	24.894	45.391	15.319	1:25.604	83.22	1.184	16:16:15.879
121 - D1	25.477	45.357	15.210	1:26.044	82.80	1.624	16:17:41.923
122 - D1	24.867	45.296	<b>14.801</b>	1:24.964	83.85	0.544	16:19:06.887
123 - D1	24.813	45.083	15.612	1:25.508	83.32	1.088	16:20:32.395
124 - D1	25.012	45.431	14.960	1:25.403	83.42	0.983	16:21:57.798
125 - D1	24.805	45.130	15.105	1:25.040	83.77	0.620	16:23:22.838
126 - D1	24.797	46.010	15.015	1:25.822	83.01	1.402	16:24:48.660
127 - D1	24.772	45.382	15.096	1:25.250	83.57	0.830	16:26:13.910

# TCR UK Race Weekend - Donington Park - 9th/10th Sept 2023

## Fun Cup Endurance Championship

### RACE 1 - SECTOR ANALYSIS



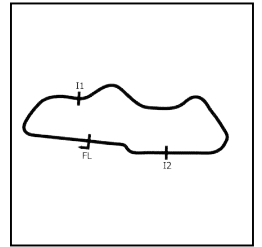
SECTOR 1 = FL to I1, SECTOR 2 = I1 to I2, SECTOR 3 = I2 to FL, DIFF = Difference To Personal Best Lap, P = Crossed Finish Line in Pit Lane, D = Time Disallowed

128 - D1	24.925	45.319	15.200	1:25.444	83.38	1.024	16:27:39.354
129 - D1	24.907	45.344	15.138	1:25.389	83.43	0.969	16:29:04.743
130 - D1	24.820	45.044	15.093	1:24.957	83.86	0.537	16:30:29.700
131 - D1	24.858	45.583	15.069	1:25.510	83.31	1.090	16:31:55.210
132 - D1	24.782	45.644	15.264	1:25.690	83.14	1.270	16:33:20.900
133 - D1	24.844	45.523	14.899	1:25.266	83.55	0.846	16:34:46.166
134 - D1	24.814	45.546	14.946	1:25.306	83.51	0.886	16:36:11.472
135 - D1	24.797	45.393	IN PIT	1:26.097	<b>P</b> 82.75	1.677	16:37:37.569
136 - D1	OUTLAP	45.525	15.850	2:00.065	59.33	35.645	16:39:37.634
137 - D1	26.055	45.680	15.090	1:26.825	82.05	2.405	16:41:04.459
138 - D1	24.869	45.227	15.414	1:25.510	83.31	1.090	16:42:29.969
139 - D1	24.617	45.694	15.581	1:25.892	82.94	1.472	16:43:55.861
140 - D1	24.759	48.020	18.530	1:31.309	78.02	6.889	16:45:27.170

# TCR UK Race Weekend - Donington Park - 9th/10th Sept 2023

## Fun Cup Endurance Championship

### RACE 1 - SECTOR ANALYSIS



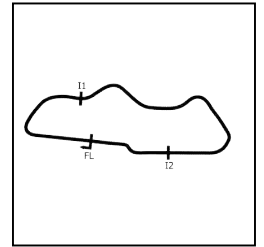
SECTOR 1 = FL to I1, SECTOR 2 = I1 to I2, SECTOR 3 = I2 to FL, DIFF = Difference To Personal Best Lap, P = Crossed Finish Line in Pit Lane, D = Time Disallowed

P17 251		Team easy2reach		Fun Cup			
IDEAL LAP TIME : 1:24.278		BEST LAP TIME : 1:24.638		DIFFERENCE : 0.360			
Jason CHEETHAM		Tom GREENSALL					
LAP	SECTOR 1	SECTOR 2	SECTOR 3	LAP TIME	MPH	DIFF	TIME OF DAY
1 - D1		49.647	16.037	1:37.828	72.82	13.190	13:11:20.907
2 - D1	24.979	45.423	14.926	1:25.328	83.49	0.690	13:12:46.235
3 - D1	24.646	45.838	15.919	1:26.403	82.45	1.765	13:14:12.638
4 - D1	25.200	47.128	15.213	1:27.541	81.38	2.903	13:15:40.179
5 - D1	24.702	46.030	15.624	1:26.356	82.50	1.718	13:17:06.535
6 - D1	24.725	47.271	19.879	1:31.875	77.54	7.237	13:18:38.410
7 - D1	36.187	1:29.271	29.875	2:35.333	45.86	1:10.695	13:21:13.743
8 - D1	42.566	1:25.827	23.901	2:32.294	46.78	1:07.656	13:23:46.037
9 - D1	24.866	45.976	14.866	1:25.708	83.12	1.070	13:25:11.745
10 - D1	24.769	44.937	14.932	1:24.638 (1)	84.17		13:26:36.383
11 - D1	24.769	45.215	15.579	1:25.563	83.26	0.925	13:28:01.946
12 - D1	24.912	45.929	15.196	1:26.037	82.80	1.399	13:29:27.983
13 - D1	24.972	47.069	15.880	1:27.921	81.03	3.283	13:30:55.904
14 - D1	25.033	45.234	15.418	1:25.685	83.14	1.047	13:32:21.589
15 - D1	25.155	46.200	15.655	1:27.010	81.88	2.372	13:33:48.599
16 - D1	24.945	45.394	15.065	1:25.404	83.42	0.766	13:35:14.003
17 - D1	24.914	46.423	15.092	1:26.429	82.43	1.791	13:36:40.432
18 - D1	25.092	45.743	15.230	1:26.065	82.78	1.427	13:38:06.497
19 - D1	24.898	46.353	15.221	1:26.472	82.39	1.834	13:39:32.969
20 - D1	24.972	46.032	16.004	1:27.008	81.88	2.370	13:40:59.977
21 - D1	25.129	45.581	15.010	1:25.720	83.11	1.082	13:42:25.697
22 - D1	25.110	45.755	14.993	1:25.858	82.98	1.220	13:43:51.555
23 - D1	24.893	45.479	15.104	1:25.476	83.35	0.838	13:45:17.031
24 - D1	25.005	46.896	15.476	1:27.377	81.53	2.739	13:46:44.408
25 - D1	25.232	47.010	15.606	1:27.848	81.10	3.210	13:48:12.256
26 - D1	25.222	46.062	15.345	1:26.629	82.24	1.991	13:49:38.885
27 - D1	25.067	45.982	15.447	1:26.496	82.36	1.858	13:51:05.381
28 - D1	25.092	45.598	15.145	1:25.835	83.00	1.197	13:52:31.216
29 - D1	25.145	45.743	15.119	1:26.007	82.83	1.369	13:53:57.223
30 - D1	24.931	45.597	15.582	1:26.110	82.73	1.472	13:55:23.333
31 - D1	25.092	46.408	IN PIT	1:28.912	P 80.13	4.274	13:56:52.245
32 - D1	OUTLAP	46.285	15.353	2:01.582	58.59	36.944	13:58:53.827
33 - D1	24.956	8:16.989	IN PIT	9:02.448	P 13.13	7:37.810	14:07:56.275
34 - D1	OUTLAP	47.492	15.685	2:03.669	57.61	39.031	14:09:59.944
35 - D1	25.185	46.791	15.656	1:27.632	81.30	2.994	14:11:27.576
36 - D1	24.922	45.716	15.317	1:25.955	82.88	1.317	14:12:53.531
37 - D1	24.769	45.451	15.239	1:25.459	83.36	0.821	14:14:18.990
38 - D1	24.747	45.654	15.162	1:25.563	83.26	0.925	14:15:44.553
39 - D1	24.790	45.544	15.335	1:25.669	83.16	1.031	14:17:10.222
40 - D1	24.803	45.665	15.487	1:25.955	82.88	1.317	14:18:36.177
41 - D1	25.083	45.867	15.275	1:26.225	82.62	1.587	14:20:02.402
42 - D1	25.147	45.906	15.199	1:26.252	82.60	1.614	14:21:28.654
43 - D1	25.070	45.939	15.301	1:26.310	82.54	1.672	14:22:54.964
44 - D1	24.866	45.738	15.175	1:25.779	83.05	1.141	14:24:20.743
45 - D1	24.850	45.829	15.274	1:25.953	82.88	1.315	14:25:46.696
46 - D1	24.716	45.862	15.198	1:25.776	83.06	1.138	14:27:12.472
47 - D1	25.112	48.335	15.223	1:28.670	80.35	4.032	14:28:41.142
48 - D1	24.552	45.285	15.087	1:24.924 (3)	83.89	0.286	14:30:06.066
49 - D1	24.671	47.047	15.306	1:27.024	81.86	2.386	14:31:33.090
50 - D1	24.688	45.153	IN PIT	1:27.391	P 81.52	2.753	14:33:00.481
51 - D1	OUTLAP	48.046	15.689	2:45.544	43.03	1:20.906	14:35:46.025
52 - D1	25.456	47.425	15.490	1:28.371	80.62	3.733	14:37:14.396
53 - D1	25.378	47.304	16.001	1:28.683	80.33	4.045	14:38:43.079
54 - D1	25.951	47.922	15.633	1:29.506	79.59	4.868	14:40:12.585
55 - D1	24.913	46.578	15.355	1:26.846	82.03	2.208	14:41:39.431
56 - D1	24.800	47.451	15.727	1:27.978	80.98	3.340	14:43:07.409
57 - D1	25.309	1:10.564	16.455	1:52.328	63.42	27.690	14:44:59.737
58 - D1	24.964	47.257	16.473	1:28.694	80.32	4.056	14:46:28.431
59 - D1	25.565	46.611	16.329	1:28.505	80.49	3.867	14:47:56.936
60 - D1	25.329	46.653	15.624	1:27.606	81.32	2.968	14:49:24.542
61 - D1	25.049	46.527	15.342	1:26.918	81.96	2.280	14:50:51.460

# TCR UK Race Weekend - Donington Park - 9th/10th Sept 2023

## Fun Cup Endurance Championship

### RACE 1 - SECTOR ANALYSIS



SECTOR 1 = FL to I1, SECTOR 2 = I1 to I2, SECTOR 3 = I2 to FL, DIFF = Difference To Personal Best Lap, P = Crossed Finish Line in Pit Lane, D = Time Disallowed

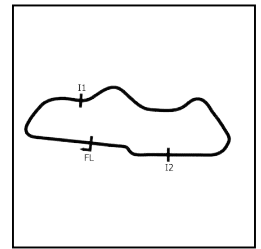
62 - D1	25.342	47.798	15.365	1:28.505	80.49	3.867	14:52:19.965
63 - D1	25.391	46.293	15.179	1:26.863	82.02	2.225	14:53:46.828
64 - D1	24.907	47.326	15.259	1:27.492	81.43	2.854	14:55:14.320
65 - D1	25.876	46.686	16.201	1:28.763	80.26	4.125	14:56:43.083
66 - D1	24.939	45.769	15.299	1:26.007	82.83	1.369	14:58:09.090
67 - D1	24.750	46.146	15.964	1:26.860	82.02	2.222	14:59:35.950
68 - D1	25.676	45.825	16.494	1:27.995	80.96	3.357	15:01:03.945
69 - D1	25.200	47.624	16.090	1:28.914	80.12	4.276	15:02:32.859
70 - D1	25.283	46.815	15.284	1:27.382	81.53	2.744	15:04:00.241
71 - D1	24.716	46.188	16.111	1:27.015	81.87	2.377	15:05:27.256
72 - D1	25.615	49.226	16.270	1:31.111	78.19	6.473	15:06:58.367
73 - D1	25.261	51.750	15.796	1:32.807	76.76	8.169	15:08:31.174
74 - D1	25.361	47.368	15.391	1:28.120	80.85	3.482	15:09:59.294
75 - D1	25.253	46.979	IN PIT	1:30.035	<b>P</b> 79.13	5.397	15:11:29.329
76 - D1	OUTLAP	46.054	15.264	2:37.403	45.26	1:12.765	15:14:06.732
77 - D1	25.153	45.539	15.303	1:25.995	82.84	1.357	15:15:32.727
78 - D1	25.057	47.178	15.720	1:27.955	81.00	3.317	15:17:00.682
79 - D1	25.204	46.305	15.759	1:27.268	81.64	2.630	15:18:27.950
80 - D1	25.175	45.752	15.448	1:26.375	82.48	1.737	15:19:54.325
81 - D1	25.129	45.890	15.733	1:26.752	82.12	2.114	15:21:21.077
82 - D1	25.406	47.581	<b>14.834</b>	1:27.821	81.12	3.183	15:22:48.898
83 - D1	24.585	45.779	15.739	1:26.103	82.74	1.465	15:24:15.001
84 - D1	25.023	45.219	16.214	1:26.456	82.40	1.818	15:25:41.457
85 - D1	24.895	45.674	15.227	1:25.796	83.04	1.158	15:27:07.253
86 - D1	25.287	46.146	15.729	1:27.162	81.74	2.524	15:28:34.415
87 - D1	24.944	46.041	15.599	1:26.584	82.28	1.946	15:30:00.999
88 - D1	25.615	45.543	15.355	1:26.513	82.35	1.875	15:31:27.512
89 - D1	24.872	45.259	16.035	1:26.166	82.68	1.528	15:32:53.678
90 - D1	24.912	<b>44.897</b>	14.892	1:24.701	<b>(2)</b> 84.11	0.063	15:34:18.379
91 - D1	24.919	46.033	15.440	1:26.392	82.46	1.754	15:35:44.771
92 - D1	25.723	46.056	15.280	1:27.059	81.83	2.421	15:37:11.830
93 - D1	OUTLAP	46.672	15.570	1:09:04.804	1.71	1:07:40.166	16:46:16.634
94 - D1	25.526	47.412	15.501	1:28.439	80.55	3.801	16:47:45.073
95 - D1	25.008	46.996	15.613	1:27.617	81.31	2.979	16:49:12.690
96 - D1	25.020	45.926	15.386	1:26.332	82.52	1.694	16:50:39.022
97 - D1	24.957	46.153	16.420	1:27.530	81.39	2.892	16:52:06.552
98 - D1	25.214	47.650	IN PIT	1:30.291	<b>P</b> 78.90	5.653	16:53:36.843
99 - D1	OUTLAP	45.221	15.034	1:59.699	59.52	35.061	16:55:36.542
100 - D1	24.939	46.613	16.221	1:27.773	81.17	3.135	16:57:04.315
101 - D1	24.993	45.456	15.241	1:25.690	83.14	1.052	16:58:30.005
102 - D1	24.922	45.879	15.288	1:26.089	82.75	1.451	16:59:56.094
103 - D1	25.332	45.207	15.116	1:25.655	83.17	1.017	17:01:21.749
104 - D1	<b>24.547</b>	45.651	15.293	1:25.491	83.33	0.853	17:02:47.240
105 - D1	25.340	46.249	16.770	1:28.359	80.63	3.721	17:04:15.599
106 - D1	24.990	45.984	15.696	1:26.670	82.20	2.032	17:05:42.269
107 - D1	24.929	46.221	15.341	1:26.491	82.37	1.853	17:07:08.760
108 - D1	25.030	46.618	16.103	1:27.751	81.19	3.113	17:08:36.511
109 - D1	24.967	45.370	15.071	1:25.408	83.41	0.770	17:10:01.919
110 - D1	24.904	45.955	16.221	1:27.080	81.81	2.442	17:11:28.999



# TCR UK Race Weekend - Donington Park - 9th/10th Sept 2023

## Fun Cup Endurance Championship

### RACE 1 - SECTOR ANALYSIS



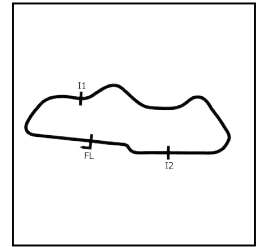
SECTOR 1 = FL to I1, SECTOR 2 = I1 to I2, SECTOR 3 = I2 to FL, DIFF = Difference To Personal Best Lap, P = Crossed Finish Line in Pit Lane, D = Time Disallowed

P18 249		MJ Tec		Fun Cup			
IDEAL LAP TIME : 1:23.926		BEST LAP TIME : 1:24.334		DIFFERENCE : 0.408			
Scott JEFFS		Will ABRAHAM					
LAP	SECTOR 1	SECTOR 2	SECTOR 3	LAP TIME	MPH	DIFF	TIME OF DAY
1 - D1		46.337	15.446	1:32.924	76.67	8.590	13:11:16.003
2 - D1	24.700	46.567	16.230	1:27.497	81.42	3.163	13:12:43.500
3 - D1	25.193	47.095	16.500	1:28.788	80.24	4.454	13:14:12.288
4 - D1	24.913	47.176	14.972	1:27.061	81.83	2.727	13:15:39.349
5 - D1	24.721	45.092	15.832	1:25.645	83.18	1.311	13:17:04.994
6 - D1	24.804	46.806	19.430	1:31.040	78.25	6.706	13:18:36.034
7 - D1	36.371	1:27.993	30.012	2:34.376	46.15	1:10.042	13:21:10.410
8 - D1	43.636	1:25.511	23.481	2:32.628	46.67	1:08.294	13:23:43.038
9 - D1	24.930	45.937	14.819	1:25.686	83.14	1.352	13:25:08.724
10 - D1	24.816	45.428	14.954	1:25.198	83.62	0.864	13:26:33.922
11 - D1	25.221	45.516	15.157	1:25.894	82.94	1.560	13:27:59.816
12 - D1	24.994	45.411	15.671	1:26.076	82.77	1.742	13:29:25.892
13 - D1	24.821	45.250	14.947	1:25.018	83.80	0.684	13:30:50.910
14 - D1	24.822	45.290	15.219	1:25.331	83.49	0.997	13:32:16.241
15 - D1	24.694	44.926	15.141	1:24.761	84.05	0.427	13:33:41.002
16 - D1	24.748	45.318	15.016	1:25.082	83.73	0.748	13:35:06.084
17 - D1	24.975	45.158	14.821	1:24.954	83.86	0.620	13:36:31.038
18 - D1	24.590	44.817	15.319	1:24.726	84.09	0.392	13:37:55.764
19 - D1	25.033	46.150	14.824	1:26.007	82.83	1.673	13:39:21.771
20 - D1	24.576	45.854	15.207	1:25.637	83.19	1.303	13:40:47.408
21 - D1	24.805	45.692	14.887	1:25.384	83.44	1.050	13:42:12.792
22 - D1	24.829	45.300	14.867	1:24.996	83.82	0.662	13:43:37.788
23 - D1	24.702	45.691	14.936	1:25.329	83.49	0.995	13:45:03.117
24 - D1	25.100	45.721	15.096	1:25.917	82.92	1.583	13:46:29.034
25 - D1	25.064	45.514	15.015	1:25.593	83.23	1.259	13:47:54.627
26 - D1	25.284	45.826	15.380	1:26.490	82.37	2.156	13:49:21.117
27 - D1	24.858	45.396	15.146	1:25.400	83.42	1.066	13:50:46.517
28 - D1	24.998	45.383	14.959	1:25.340	83.48	1.006	13:52:11.857
29 - D1	24.991	45.400	14.961	1:25.352	83.47	1.018	13:53:37.209
30 - D1	24.947	45.449	15.058	1:25.454	83.37	1.120	13:55:02.663
31 - D1	24.782	45.344	14.836	1:24.962	83.85	0.628	13:56:27.625
32 - D1	24.912	45.457	14.934	1:25.303	83.52	0.969	13:57:52.928
33 - D1	24.906	45.211	14.931	1:25.048	83.77	0.714	13:59:17.976
34 - D1	25.171	46.996	IN PIT	1:29.462	P 79.63	5.128	14:00:47.438
35 - D1	OUTLAP	46.455	14.964	2:14.302	53.04	49.968	14:03:01.740
36 - D1	24.889	45.675	15.090	1:25.654	83.17	1.320	14:04:27.394
37 - D1	25.276	57.549	27.246	1:50.071	64.72	25.737	14:06:17.465
38 - D1	46.000	1:25.638	15.511	2:27.149	48.41	1:02.815	14:08:44.614
39 - D1	24.775	45.734	14.804	1:25.313	83.51	0.979	14:10:09.927
40 - D1	25.485	45.140	15.110	1:25.735	83.10	1.401	14:11:35.662
41 - D1	25.311	45.060	15.169	1:25.540	83.29	1.206	14:13:01.202
42 - D1	25.118	45.774	16.648	1:27.540	81.38	3.206	14:14:28.742
43 - D1	25.072	45.280	14.814	1:25.166	83.65	0.832	14:15:53.908
44 - D1	24.682	45.139	14.804	1:24.625	84.19	0.291	14:17:18.533
45 - D1	24.746	45.133	14.922	1:24.801	84.01	0.467	14:18:43.334
46 - D1	24.777	45.618	15.550	1:25.945	82.89	1.611	14:20:09.279
47 - D1	24.769	45.812	14.984	1:25.565	83.26	1.231	14:21:34.844
48 - D1	24.634	45.336	14.856	1:24.826	83.99	0.492	14:22:59.670
49 - D1	24.563	45.469	15.371	1:25.403	83.42	1.069	14:24:25.073
50 - D1	24.711	45.040	14.800	1:24.551	(3) 84.26	0.217	14:25:49.624
51 - D1	24.607	45.319	14.688	1:24.614	84.20	0.280	14:27:14.238
52 - D1	24.833	46.281	14.815	1:25.929	82.91	1.595	14:28:40.167
53 - D1	24.715	44.908	14.874	1:24.497	(2) 84.31	0.163	14:30:04.664
54 - D1	24.634	47.435	14.779	1:26.848	82.03	2.514	14:31:31.512
55 - D1	24.986	45.459	14.868	1:25.313	83.51	0.979	14:32:56.825
56 - D1	24.815	45.426	14.868	1:25.109	83.71	0.775	14:34:21.934
57 - D1	24.844	45.337	15.323	1:25.504	83.32	1.170	14:35:47.438
58 - D1	25.079	45.388	14.818	1:25.285	83.53	0.951	14:37:12.723
59 - D1	24.770	45.479	14.974	1:25.223	83.59	0.889	14:38:37.946
60 - D1	24.907	45.313	14.985	1:25.205	83.61	0.871	14:40:03.151
61 - D1	24.773	45.912	IN PIT	1:26.827	P 82.05	2.493	14:41:29.978

# TCR UK Race Weekend - Donington Park - 9th/10th Sept 2023

## Fun Cup Endurance Championship

### RACE 1 - SECTOR ANALYSIS



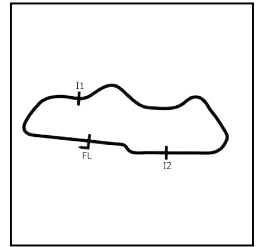
SECTOR 1 = FL to I1, SECTOR 2 = I1 to I2, SECTOR 3 = I2 to FL, DIFF = Difference To Personal Best Lap, P = Crossed Finish Line in Pit Lane, D = Time Disallowed

62 - D1	OUTLAP	45.509	15.323	2:07.533	55.86	43.199	14:43:37.511
<b>63 - D1</b>	24.798	<b>44.776</b>	14.760	<b>1:24.334 (1)</b>	<b>84.48</b>		<b>14:45:01.845</b>
64 - D1	<b>24.462</b>	45.854	15.210	1:25.526	83.30	1.192	14:46:27.371
65 - D1	24.807	48.400	16.633	1:29.840	79.30	5.506	14:47:57.211
66 - D1	25.050	46.057	14.930	1:26.037	82.80	1.703	14:49:23.248
67 - D1	24.933	45.520	14.978	1:25.431	83.39	1.097	14:50:48.679
68 - D1	24.906	45.833	14.985	1:25.724	83.11	1.390	14:52:14.403
69 - D1	24.967	45.731	14.942	1:25.640	83.19	1.306	14:53:40.043
70 - D1	24.830	45.511	14.975	1:25.316	83.50	0.982	14:55:05.359
71 - D1	24.727	45.384	15.173	1:25.284	83.54	0.950	14:56:30.643
72 - D1	24.999	45.788	14.980	1:25.767	83.06	1.433	14:57:56.410
73 - D1	24.900	45.302	14.932	1:25.134	83.68	0.800	14:59:21.544
74 - D1	24.836	45.422	14.950	1:25.208	83.61	0.874	15:00:46.752
75 - D1	24.859	45.484	15.026	1:25.369	83.45	1.035	15:02:12.121
76 - D1	24.883	45.378	15.084	1:25.345	83.48	1.011	15:03:37.466
77 - D1	24.931	45.380	14.796	1:25.107	83.71	0.773	15:05:02.573
78 - D1	24.622	45.651	14.872	1:25.145	83.67	0.811	15:06:27.718
79 - D1	24.820	45.450	14.880	1:25.150	83.67	0.816	15:07:52.868
80 - D1	24.742	45.392	15.296	1:25.430	83.39	1.096	15:09:18.298
81 - D1	24.695	45.214	14.861	1:24.770	84.04	0.436	15:10:43.068
82 - D1	24.670	45.591	14.809	1:25.070	83.75	0.736	15:12:08.138
83 - D1	24.680	45.122	15.081	1:24.883	83.93	0.549	15:13:33.021
84 - D1	25.533	45.677	14.904	1:26.114	82.73	1.780	15:14:59.135
85 - D1	24.829	45.469	14.829	1:25.127	83.69	0.793	15:16:24.262
86 - D1	24.730	45.195	14.919	1:24.844	83.97	0.510	15:17:49.106
87 - D1	24.733	45.112	IN PIT	1:26.747	<b>P</b> 82.13	2.413	15:19:15.853
88 - D1	OUTLAP	46.092	15.563	2:06.059	56.51	41.725	15:21:21.912
89 - D1	24.771	46.313	14.873	1:25.957	82.88	1.623	15:22:47.869
90 - D1	24.712	46.010	15.432	1:26.154	82.69	1.820	15:24:14.023
91 - D1	24.904	45.639	17.339	1:27.882	81.07	3.548	15:25:41.905
92 - D1	25.043	45.428	15.042	1:25.513	83.31	1.179	15:27:07.418
93 - D1	24.800	46.202	15.716	1:26.718	82.15	2.384	15:28:34.136
94 - D1	24.781	45.889	15.923	1:26.593	82.27	2.259	15:30:00.729
95 - D1	25.321	45.832	15.333	1:26.486	82.37	2.152	15:31:27.215
96 - D1	24.749	45.637	16.540	1:26.926	81.96	2.592	15:32:54.141
97 - D1	24.951	45.231	14.943	1:25.125	83.69	0.791	15:34:19.266
98 - D1	25.077	45.673	15.031	1:25.781	83.05	1.447	15:35:45.047
99 - D1	25.383	45.816	15.036	1:26.235	82.61	1.901	15:37:11.282

# TCR UK Race Weekend - Donington Park - 9th/10th Sept 2023

## Fun Cup Endurance Championship

### RACE 1 - SECTOR ANALYSIS



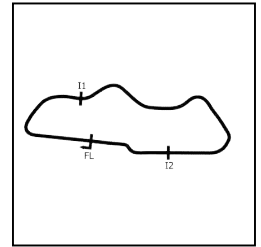
SECTOR 1 = FL to I1, SECTOR 2 = I1 to I2, SECTOR 3 = I2 to FL, DIFF = Difference To Personal Best Lap, P = Crossed Finish Line in Pit Lane, D = Time Disallowed

P19 246		Vapeclub with EDF Motorsports		Fun Cup			
IDEAL LAP TIME : 1:24.921		BEST LAP TIME : 1:25.280		DIFFERENCE : 0.359			
Vlad VASSILIEV		Matt DORKINGS					
LAP	SECTOR 1	SECTOR 2	SECTOR 3	LAP TIME	MPH	DIFF	TIME OF DAY
1 - D1		47.562	15.589	1:34.473	75.41	9.193	13:11:17.552
2 - D1	24.902	45.628	15.926	1:26.456	82.40	1.176	13:12:44.008
3 - D1	25.236	46.925	15.937	1:28.098	80.87	2.818	13:14:12.106
4 - D1	25.453	46.548	15.057	1:27.058	81.83	1.778	13:15:39.164
5 - D1	25.132	46.817	15.852	1:27.801	81.14	2.521	13:17:06.965
6 - D1	24.831	47.502	19.340	1:31.673	77.71	6.393	13:18:38.638
7 - D1	36.647	1:29.297	29.856	2:35.800	45.72	1:10.520	13:21:14.438
8 - D1	43.084	1:25.605	23.537	2:32.226	46.80	1:06.946	13:23:46.664
9 - D1	24.694	45.937	14.947	1:25.578	83.25	0.298	13:25:12.242
10 - D1	24.648	45.810	15.045	1:25.503	83.32	0.223	13:26:37.745
11 - D1	25.078	45.797	15.166	1:26.041	82.80	0.761	13:28:03.786
12 - D1	24.963	45.747	15.059	1:25.769	83.06	0.489	13:29:29.555
13 - D1	24.785	45.850	15.880	1:26.515	82.35	1.235	13:30:56.070
14 - D1	25.108	46.077	14.981	1:26.166	82.68	0.886	13:32:22.236
15 - D1	24.847	45.959	16.050	1:26.856	82.02	1.576	13:33:49.092
16 - D1	24.858	45.413	15.121	1:25.392 (3)	83.43	0.112	13:35:14.484
17 - D1	24.963	46.811	16.120	1:27.894	81.05	2.614	13:36:42.378
18 - D1	24.937	45.571	15.019	1:25.527	83.30	0.247	13:38:07.905
19 - D1	25.308	46.258	14.934	1:26.500	82.36	1.220	13:39:34.405
20 - D1	24.959	46.067	15.198	1:26.224	82.62	0.944	13:41:00.629
21 - D1	24.839	45.767	15.022	1:25.628	83.20	0.348	13:42:26.257
22 - D1	24.867	45.844	15.081	1:25.792	83.04	0.512	13:43:52.049
23 - D1	24.774	45.461	15.045	1:25.280 (1)	83.54		13:45:17.329
24 - D1	24.903	46.810	15.603	1:27.316	81.59	2.036	13:46:44.645
25 - D1	24.860	47.266	15.632	1:27.758	81.18	2.478	13:48:12.403
26 - D1	25.282	46.067	15.370	1:26.719	82.15	1.439	13:49:39.122
27 - D1	25.031	46.231	15.823	1:27.085	81.81	1.805	13:51:06.207
28 - D1	25.065	45.553	15.086	1:25.704	83.13	0.424	13:52:31.911
29 - D1	24.957	46.026	15.119	1:26.102	82.74	0.822	13:53:58.013
30 - D1	24.896	45.973	IN PIT	1:27.289 P	81.62	2.009	13:55:25.302
31 - D1	OUTLAP	47.743	15.284	2:41.379	44.14	1:16.099	13:58:06.681
32 - D1	25.191	46.827	15.132	1:27.150	81.75	1.870	13:59:33.831
33 - D1	25.040	46.546	15.150	1:26.736	82.14	1.456	14:01:00.567
34 - D1	24.955	47.271	15.145	1:27.371	81.54	2.091	14:02:27.938
35 - D1	24.940	47.025	15.318	1:27.283	81.62	2.003	14:03:55.221
36 - D1	26.226	1:21.717	27.015	2:14.958	52.79	49.678	14:06:10.179
37 - D1	47.831	1:25.864	15.873	2:29.568	47.63	1:04.288	14:08:39.747
38 - D1	24.574	46.074	15.761	1:26.409	82.45	1.129	14:10:06.156
39 - D1	25.688	46.832	15.029	1:27.549	81.37	2.269	14:11:33.705
40 - D1	25.382	46.047	15.516	1:26.945	81.94	1.665	14:13:00.650
41 - D1	24.700	46.045	17.713	1:28.458	80.54	3.178	14:14:29.108
42 - D1	25.257	45.952	15.305	1:26.514	82.35	1.234	14:15:55.622
43 - D1	24.902	46.200	16.672	1:27.774	81.17	2.494	14:17:23.396
44 - D1	25.514	45.970	15.310	1:26.794	82.08	1.514	14:18:50.190
45 - D1	25.169	45.979	15.229	1:26.377	82.48	1.097	14:20:16.567
46 - D1	24.783	45.806	15.629	1:26.218	82.63	0.938	14:21:42.785
47 - D1	25.588	46.041	15.348	1:26.977	81.91	1.697	14:23:09.762
48 - D1	24.906	45.761	15.414	1:26.081	82.76	0.801	14:24:35.843
49 - D1	24.925	45.588	15.327	1:25.840	82.99	0.560	14:26:01.683
50 - D1	25.132	45.814	15.370	1:26.316	82.54	1.036	14:27:27.999
51 - D1	25.225	45.843	15.755	1:26.823	82.05	1.543	14:28:54.822
52 - D1	24.903	46.975	14.977	1:26.855	82.02	1.575	14:30:21.677
53 - D1	25.027	47.453	15.474	1:27.954	81.00	2.674	14:31:49.631
54 - D1	25.027	46.152	15.224	1:26.403	82.45	1.123	14:33:16.034
55 - D1	25.044	46.480	15.096	1:26.620	82.25	1.340	14:34:42.654
56 - D1	24.704	45.705	14.972	1:25.381 (2)	83.44	0.101	14:36:08.035
57 - D1	24.928	45.894	IN PIT	1:27.398 P	81.51	2.118	14:37:35.433
58 - D1	OUTLAP	46.091	15.182	2:23.164	49.76	57.884	14:39:58.597
59 - D1	25.136	45.914	15.375	1:26.425	82.43	1.145	14:41:25.022
60 - D1	25.244	46.049	15.338	1:26.631	82.24	1.351	14:42:51.653
61 - D1	25.065	45.817	15.361	1:26.243	82.61	0.963	14:44:17.896

# TCR UK Race Weekend - Donington Park - 9th/10th Sept 2023

## Fun Cup Endurance Championship

### RACE 1 - SECTOR ANALYSIS



SECTOR 1 = FL to I1, SECTOR 2 = I1 to I2, SECTOR 3 = I2 to FL, DIFF = Difference To Personal Best Lap, P = Crossed Finish Line in Pit Lane, D = Time Disallowed

62 - D1	25.132	45.782	15.226	1:26.140	82.71	0.860	14:45:44.036
63 - D1	24.910	45.885	15.148	1:25.943	82.89	0.663	14:47:09.979
64 - D1	24.994	45.913	15.167	1:26.074	82.77	0.794	14:48:36.053
65 - D1	24.911	45.714	15.171	1:25.796	83.04	0.516	14:50:01.849
66 - D1	25.034	45.966	19.818	1:30.818	78.44	5.538	14:51:32.667
67 - D1	OUTLAP	46.595	15.292	28:31.918	4.16	27:06.638	15:20:04.585
68 - D1	25.041	46.183	15.290	1:26.514	82.35	1.234	15:21:31.099
69 - D1	25.368	45.953	15.318	1:26.639	82.23	1.359	15:22:57.738
70 - D1	25.042	46.104	15.238	1:26.384	82.47	1.104	15:24:24.122
71 - D1	25.152	45.839	15.317	1:26.308	82.54	1.028	15:25:50.430
72 - D1	25.000	46.550	15.229	1:26.779	82.10	1.499	15:27:17.209
73 - D1	24.951	46.207	15.132	1:26.290	82.56	1.010	15:28:43.499
74 - D1	25.089	46.190	15.400	1:26.679	82.19	1.399	15:30:10.178
75 - D1	25.057	46.015	15.108	1:26.180	82.67	0.900	15:31:36.358
76 - D1	25.031	46.019	15.213	1:26.263	82.59	0.983	15:33:02.621
77 - D1	25.052	46.285	15.113	1:26.450	82.41	1.170	15:34:29.071
78 - D1	25.014	45.829	15.223	1:26.066	82.78	0.786	15:35:55.137
79 - D1	25.071	45.940	15.294	1:26.305	82.55	1.025	15:37:21.442
80 - D1	24.793	46.094	15.424	1:26.311	82.54	1.031	15:38:47.753
81 - D1	26.114	48.765	16.112	1:30.991	78.30	5.711	15:40:18.744
82 - D1	26.729	49.371	16.423	1:32.523	77.00	7.243	15:41:51.267
83 - D1	OUTLAP	47.597	15.486	34:07.880	3.47	32:42.600	16:15:59.147
84 - D1	25.335	46.657	15.354	1:27.346	81.56	2.066	16:17:26.493
85 - D1	25.277	46.667	IN PIT	1:28.949	P 80.09	3.669	16:18:55.442

P20 97		GT Radial		Fun Cup			
IDEAL LAP TIME : 1:24.684		BEST LAP TIME : 1:24.976		DIFFERENCE : 0.292			
Ellis HADLEY		Martin GIBSON					
LAP	SECTOR 1	SECTOR 2	SECTOR 3	LAP TIME	MPH	DIFF	TIME OF DAY
1 - D1		47.247	15.069	1:34.100	75.71	9.124	13:11:17.179
2 - D1	24.824	45.788	16.065	1:26.677	82.19	1.701	13:12:43.856
3 - D1	25.224	46.833	15.751	1:27.808	81.13	2.832	13:14:11.664
4 - D1	<b>24.586</b>	45.908	15.123	1:25.617	83.21	0.641	13:15:37.281
5 - D1	24.744	45.988	16.179	1:26.911	81.97	1.935	13:17:04.192
6 - D1	25.012	46.024	18.826	1:29.862	79.28	4.886	13:18:34.054
7 - D1	36.994	1:26.934	30.345	2:34.273	46.18	1:09.297	13:21:08.327
8 - D1	44.174	1:25.787	23.577	2:33.538	46.40	1:08.562	13:23:41.865
9 - D1	25.304	45.635	15.122	1:26.061	82.78	1.085	13:25:07.926
10 - D1	24.805	45.698	<b>14.964</b>	1:25.467	83.36	0.491	13:26:33.393
11 - D1	24.662	45.294	15.087	1:25.043 (2)	83.77	0.067	13:27:58.436
12 - D1	24.926	45.957	15.256	1:26.139	82.71	1.163	13:29:24.575
13 - D1	24.990	45.492	14.987	1:25.469	83.35	0.493	13:30:50.044
14 - D1	24.995	45.426	14.998	1:25.419	83.40	0.443	13:32:15.463
15 - D1	24.776	45.431	15.115	1:25.322	83.50	0.346	13:33:40.785
16 - D1	25.143	45.416	15.107	1:25.666	83.16	0.690	13:35:06.451
17 - D1	24.786	45.298	15.068	1:25.152 (3)	83.66	0.176	13:36:31.603
<b>18 - D1</b>	24.661	45.239	15.076	<b>1:24.976 (1)</b>	<b>83.84</b>		<b>13:37:56.579</b>
19 - D1	24.778	46.916	15.319	1:27.013	81.88	2.037	13:39:23.592
20 - D1	24.846	45.781	15.849	1:26.476	82.38	1.500	13:40:50.068
21 - D1	25.043	45.739	14.975	1:25.757	83.07	0.781	13:42:15.825
22 - D1	24.691	45.904	15.956	1:26.551	82.31	1.575	13:43:42.376
23 - D1	25.034	<b>45.134</b>	15.381	1:25.549	83.28	0.573	13:45:07.925
24 - D1	24.717	46.151	16.163	1:27.031	81.86	2.055	13:46:34.956
25 - D1	24.858	45.592	15.141	1:25.591	83.24	0.615	13:48:00.547
26 - D1	24.729	46.224	15.274	1:26.227	82.62	1.251	13:49:26.774
27 - D1	24.996	45.536	14.981	1:25.513	83.31	0.537	13:50:52.287
28 - D1	24.724	45.440	15.169	1:25.333	83.49	0.357	13:52:17.620
29 - D1	25.681	45.775	16.453	1:27.909	81.04	2.933	13:53:45.529
30 - D1	25.441	46.195	IN PIT	1:29.017	P 80.03	4.041	13:55:14.546

# TCR UK Race Weekend - Donington Park - 9th/10th Sept 2023

## Fun Cup Endurance Championship

### RACE 1 - BEST SECTORS

SECTOR 1			SECTOR 2			SECTOR 3			IDEAL / BEST COMPARISON						
POS	NO	NAME	TIME	NO	NAME	TIME	NO	NAME	TIME	POS	NO	NAME	IDEAL	BEST	DIFF
													<b>PERFECT LAP</b>	<b>1:22.740</b>	
1	195	JPR For Hire	24.252	195	JPR For Hire	44.014	267	Team Olympian	14.474	1	267	Team Olympian	1:22.802	1:22.983	0.181
2	103	AxiaMetrics / GRD Racing	24.270	267	Team Olympian	44.033	195	JPR For Hire	14.586	2	195	JPR For Hire	1:22.852	1:23.118	0.266
3	267	Team Olympian	24.295	225	Uvio	44.337	1	GCI Racing	14.600	3	225	Uvio	1:23.257	1:23.527	0.270
4	225	Uvio	24.308	103	AxiaMetrics / GRD Racing	44.471	225	Uvio	14.612	4	103	AxiaMetrics / GRD Racing	1:23.380	1:23.549	0.169
5	252	Team Racelogic	24.419	252	Team Racelogic	44.689	103	AxiaMetrics / GRD Racing	14.639	5	252	Team Racelogic	1:23.787	1:24.107	0.320
6	249	MJ Tec	24.462	146	Team PLR Racing	44.721	98	Team 3 Motorsport	14.661	6	249	MJ Tec	1:23.926	1:24.334	0.408
7	170	Team Viking & Ursus Capital Racing	24.476	155	Team Ratters Racing	44.737	252	Team Racelogic	14.679	7	1	GCI Racing	1:24.015	1:24.462	0.447
8	110	Signature Motorhomes	24.483	249	MJ Tec	44.776	249	MJ Tec	14.688	8	146	Team PLR Racing	1:24.042	1:24.420	0.378
9	1	GCI Racing	24.494	110	Signature Motorhomes	44.820	170	Team Viking & Ursus Capital Racing	14.796	9	110	Signature Motorhomes	1:24.105	1:24.304	0.199
10	104	EDF Motorsports	24.517	251	Team easy2reach	44.897	104	EDF Motorsports	14.796	10	170	Team Viking & Ursus Capital Racing	1:24.236	1:24.638	0.402
11	146	Team PLR Racing	24.520	1	GCI Racing	44.921	146	Team PLR Racing	14.801	11	155	Team Ratters Racing	1:24.269	1:24.818	0.549
12	251	Team easy2reach	24.547	170	Team Viking & Ursus Capital Racing	44.964	110	Signature Motorhomes	14.802	12	251	Team easy2reach	1:24.278	1:24.638	0.360
13	14	Team Greenheath	24.556	104	EDF Motorsports	44.986	14	Team Greenheath	14.818	13	104	EDF Motorsports	1:24.299	1:24.563	0.264
14	246	Vapeclub with EDF Motorsports	24.574	14	Team Greenheath	44.998	212	EDF Motorsports - Autotel	14.833	14	14	Team Greenheath	1:24.372	1:24.727	0.355
15	212	EDF Motorsports - Autotel	24.577	97	GT Radial	45.134	251	Team easy2reach	14.834	15	212	EDF Motorsports - Autotel	1:24.593	1:24.667	0.074
16	98	Team 3 Motorsport	24.583	212	EDF Motorsports - Autotel	45.183	214	Team Seed Data	14.842	16	98	Team 3 Motorsport	1:24.671	1:25.203	0.532
17	97	GT Radial	24.586	210	Team Fuelled Up Racing	45.393	155	Team Ratters Racing	14.859	17	97	GT Radial	1:24.684	1:24.976	0.292
18	214	Team Seed Data	24.620	246	Vapeclub with EDF Motorsports	45.413	246	Vapeclub with EDF Motorsports	14.934	18	214	Team Seed Data	1:24.898	1:25.151	0.253
19	155	Team Ratters Racing	24.673	98	Team 3 Motorsport	45.427	97	GT Radial	14.964	19	246	Vapeclub with EDF Motorsports	1:24.921	1:25.280	0.359
20	210	Team Fuelled Up Racing	24.705	214	Team Seed Data	45.436	210	Team Fuelled Up Racing	15.106	20	210	Team Fuelled Up Racing	1:25.204	1:25.494	0.290

# TCR UK Race Weekend - Donington Park - 9th/10th Sept 2023

## Fun Cup Endurance Championship

### RACE 1 - PIT STOP ANALYSIS

<b>P1 267 Team Olympian</b>				
STOP	IN TIME	STOP TIME	TOTAL TIME	OUT TIME
1 -	13:52:21.096	29.915	29.915	13:52:51.011
2 -	14:31:32.749	51.680	1:21.595	14:32:24.429
3 -	14:53:29.347	22.309	1:43.904	14:53:51.656
4 -	15:20:30.628	43.198	2:27.102	15:21:13.826
5 -	15:50:57.183	40.737	3:07.839	15:51:37.920
6 -	16:31:21.089	27.849	3:35.688	16:31:48.938

<b>P2 225 Uvivo</b>				
STOP	IN TIME	STOP TIME	TOTAL TIME	OUT TIME
1 -	14:00:12.019	42.487	42.487	14:00:54.506
2 -	14:41:14.328	44.076	1:26.563	14:41:58.404
3 -	15:21:25.636	42.664	2:09.227	15:22:08.300
4 -	16:00:44.650	41.836	2:51.063	16:01:26.486
5 -	16:39:27.835	32.445	3:23.508	16:40:00.280

<b>P3 1 GCI Racing</b>				
STOP	IN TIME	STOP TIME	TOTAL TIME	OUT TIME
1 -	13:53:47.145	31.717	31.717	13:54:18.862
2 -	14:40:05.234	43.861	1:15.578	14:40:49.095
3 -	15:20:40.307	41.100	1:56.678	15:21:21.407
4 -	16:00:52.199	1:01.903	2:58.581	16:01:54.102
5 -	16:31:52.341	38.583	3:37.164	16:32:30.924

<b>P4 103 AxiaMetrics / GRD Racing</b>				
STOP	IN TIME	STOP TIME	TOTAL TIME	OUT TIME
1 -	13:54:45.185	40.657	40.657	13:55:25.842
2 -	14:33:06.894	58.153	1:38.810	14:34:05.047
3 -	14:51:11.013	29.938	2:08.748	14:51:40.951
4 -	15:21:33.512	33.135	2:41.883	15:22:06.647
5 -	15:53:41.950	51.687	3:33.570	15:54:33.637
6 -	16:41:04.435	44.008	4:17.578	16:41:48.443

<b>P5 170 Team Viking &amp; Ursus Capital Racing</b>				
STOP	IN TIME	STOP TIME	TOTAL TIME	OUT TIME
1 -	13:55:07.507	45.973	45.973	13:55:53.480
2 -	14:34:38.144	42.887	1:28.860	14:35:21.031
3 -	15:13:56.593	48.910	2:17.770	15:14:45.503
4 -	16:00:45.644	42.944	3:00.714	16:01:28.588
5 -	16:32:47.939	38.718	3:39.432	16:33:26.657

<b>P6 155 Team Ratters Racing</b>				
STOP	IN TIME	STOP TIME	TOTAL TIME	OUT TIME
1 -	13:51:09.666	37.443	37.443	13:51:47.109
2 -	14:36:15.035	1:01.453	1:38.896	14:37:16.488
3 -	15:17:37.301	35.139	2:14.035	15:18:12.440
4 -	15:56:43.130	48.797	3:02.832	15:57:31.927
5 -	16:33:38.314	3:19.541	6:22.373	16:36:57.855

<b>P7 210 Team Fuelled Up Racing</b>				
STOP	IN TIME	STOP TIME	TOTAL TIME	OUT TIME
1 -	13:57:10.586	41.938	41.938	13:57:52.524
2 -	14:21:53.018	21.031	1:02.969	14:22:14.049
3 -	14:40:58.823	58.389	2:01.358	14:41:57.212
4 -	15:11:45.247	57.863	2:59.221	15:12:43.110
5 -	16:01:07.222	51.331	3:50.552	16:01:58.553
6 -	16:40:56.360	52.660	4:43.212	16:41:49.020

<b>P8 98 Team 3 Motorsport</b>				
STOP	IN TIME	STOP TIME	TOTAL TIME	OUT TIME
1 -	13:52:48.224	53.293	53.293	13:53:41.517
2 -	14:13:05.667	14.569	1:07.862	14:13:20.236
3 -	14:32:21.526	49.717	1:57.579	14:33:11.243
4 -	15:17:58.324	1:00.936	2:58.515	15:18:59.260
5 -	15:34:49.961	23.204	3:21.719	15:35:13.165
6 -	16:01:04.091	57.139	4:18.858	16:02:01.230
7 -	16:31:26.641	34.557	4:53.415	16:32:01.198
8 -	16:54:01.266	19.628	5:13.043	16:54:20.894

<b>P9 212 EDF Motorsports - Autotel</b>				
STOP	IN TIME	STOP TIME	TOTAL TIME	OUT TIME
1 -	13:54:04.703	41.286	41.286	13:54:45.989
2 -	15:17:57.832	1:13.488	1:54.774	15:19:11.320
3 -	15:52:18.118	50.745	2:45.519	15:53:08.863
4 -	16:34:44.307	44.167	3:29.686	16:35:28.474

<b>P10 214 Team Seed Data</b>				
STOP	IN TIME	STOP TIME	TOTAL TIME	OUT TIME
1 -	13:58:47.791	39.723	39.723	13:59:27.514
2 -	14:23:18.257	16.188	55.911	14:23:34.445
3 -	14:36:39.894	1:05.241	2:01.152	14:37:45.135
4 -	15:14:13.072	40.616	2:41.768	15:14:53.688
5 -	15:56:37.400	59.025	3:40.793	15:57:36.425
6 -	16:35:11.033	37.092	4:17.885	16:35:48.125

<b>P11 14 Team Greenheath</b>				
STOP	IN TIME	STOP TIME	TOTAL TIME	OUT TIME
1 -	13:55:13.614	30.260	30.260	13:55:43.874
2 -	14:23:01.804	14.508	44.768	14:23:16.312
3 -	14:33:17.509	51.928	1:36.696	14:34:09.437
4 -	15:11:38.905	30.343	2:07.039	15:12:09.248
5 -	16:00:48.596	56.854	3:03.893	16:01:45.450
6 -	16:19:00.768	14.970	3:18.863	16:19:15.738
7 -	16:32:11.106	33.438	3:52.301	16:32:44.544

<b>P12 104 EDF Motorsports</b>				
STOP	IN TIME	STOP TIME	TOTAL TIME	OUT TIME
1 -	13:51:08.828	59.407	59.407	13:52:08.235
2 -	14:41:51.926	1:07.756	2:07.163	14:42:59.682
3 -	15:11:08.700	2:28.459	4:35.622	15:13:37.159
4 -	16:00:49.865	1:13.638	5:49.260	16:02:03.503
5 -	16:31:34.829	1:07.332	6:56.592	16:32:42.161
6 -	16:58:31.239	26.437	7:23.029	16:58:57.676

<b>P13 110 Signature Motorhomes</b>				
STOP	IN TIME	STOP TIME	TOTAL TIME	OUT TIME
1 -	13:53:40.217	51.921	51.921	13:54:32.138
2 -	14:28:22.373	26.897	1:18.818	14:28:49.270
3 -	14:36:25.822	1:11.988	2:30.806	14:37:37.810
4 -	15:14:52.884	49.679	3:20.485	15:15:42.563
5 -	15:55:13.647	59.118	4:19.603	15:56:12.765
6 -	16:30:49.373	1:21.638	5:41.241	16:32:11.011

<b>P14 195 JPR For Hire</b>				
STOP	IN TIME	STOP TIME	TOTAL TIME	OUT TIME
1 -	14:00:12.677	1:05.962	1:05.962	14:01:18.639
2 -	14:19:14.348	1:17.401	2:23.363	14:20:31.749

# TCR UK Race Weekend - Donington Park - 9th/10th Sept 2023

## Fun Cup Endurance Championship

### RACE 1 - PIT STOP ANALYSIS

3 -	14:25:01.100	1:31.884	3:55.247	14:26:32.984
4 -	14:32:32.225	1:34.059	5:29.306	14:34:06.284
5 -	15:20:52.375	1:24.622	6:53.928	15:22:16.997
6 -	15:52:29.437	1:24.979	8:18.907	15:53:54.416
7 -	16:40:07.454	57.698	9:16.605	16:41:05.152
8 -	16:52:29.747			

#### P15 252 Team Racelogic

STOP	IN TIME	STOP TIME	TOTAL TIME	OUT TIME
1 -	13:50:59.476	7:00.917	7:00.917	13:58:00.393
2 -	13:59:32.737	17:32.110	24:33.027	14:17:04.847
3 -	14:39:59.120	52.920	25:25.947	14:40:52.040
4 -	15:19:38.074	1:02.657	26:28.604	15:20:40.731
5 -	16:00:51.011	51.831	27:20.435	16:01:42.842
6 -	16:40:28.662	1:14.920	28:35.355	16:41:43.582

#### P16 146 Team PLR Racing

STOP	IN TIME	STOP TIME	TOTAL TIME	OUT TIME
1 -	13:55:06.571	46.573	46.573	13:55:53.144
2 -	14:16:05.019	3:51.317	4:37.890	14:19:56.336
3 -	14:39:56.395	46.424	5:24.314	14:40:42.819
4 -	15:19:12.421	44.130	6:08.444	15:19:56.551
5 -	15:59:32.441	1:03.767	7:12.211	16:00:36.208
6 -	16:37:37.569	36.350	7:48.561	16:38:13.919

#### P17 251 Team easy2reach

STOP	IN TIME	STOP TIME	TOTAL TIME	OUT TIME
1 -	13:56:52.245	38.064	38.064	13:57:30.309
2 -	14:07:56.275	37.921	1:15.985	14:08:34.196
3 -	14:33:00.481	1:19.215	2:35.200	14:34:19.696
4 -	15:11:29.329	1:12.878	3:48.078	15:12:42.207
5 -	16:53:36.843	36.915	4:24.993	16:54:13.758

#### P18 249 MJ Tec

STOP	IN TIME	STOP TIME	TOTAL TIME	OUT TIME
1 -	14:00:47.438	51.219	51.219	14:01:38.657
2 -	14:41:29.978	44.874	1:36.093	14:42:14.852
3 -	15:19:15.853	42.508	2:18.601	15:19:58.361

#### P19 246 Vapeclub with EDF Motorsports

STOP	IN TIME	STOP TIME	TOTAL TIME	OUT TIME
1 -	13:55:25.302	1:16.097	1:16.097	13:56:41.399
2 -	14:37:35.433	59.444	2:15.541	14:38:34.877
3 -	16:18:55.442			

#### P20 97 GT Radial

STOP	IN TIME	STOP TIME	TOTAL TIME	OUT TIME
1 -	13:55:14.546			

# TCR UK Race Weekend - Donington Park - 9th/10th Sept 2023

## Fun Cup Endurance Championship

### RACE 1 - STATISTICS

<b>Competitors Started</b>	20
<b>Planned Start</b>	2023-09-09 @ 13:20:00.000
<b>Actual Start</b>	2023-09-09 @ 13:09:43.078
<b>Finish Time</b>	2023-09-09 @ 17:10:58.465
<b>Track Length</b>	1.9790mi.
<b>Total Laps</b>	2811
<b>Total Distance Covered</b>	5563.1580mi.

### Session Fastest Lap History

NO	CL	NAME	LAP TIME	TIME OF DAY	LAP	VEHICLE
195	M	<b>JPR For Hire</b> <i>T. BRADBURY</i>	<b>1:24.466</b>	13:12:35.730	2	Fun Cup
195	M	<b>JPR For Hire</b> <i>T. BRADBURY</i>	<b>1:24.345</b>	13:14:00.075	3	Fun Cup
195	M	<b>JPR For Hire</b> <i>T. BRADBURY</i>	<b>1:23.899</b>	13:24:59.589	9	Fun Cup
225		<b>Uvio</b> <i>F. DEOTT</i>	<b>1:23.889</b>	13:24:59.938	9	Fun Cup
195	M	<b>JPR For Hire</b> <i>T. BRADBURY</i>	<b>1:23.836</b>	13:33:25.296	15	Fun Cup
225		<b>Uvio</b> <i>F. DEOTT</i>	<b>1:23.788</b>	13:33:25.445	15	Fun Cup
195	M	<b>JPR For Hire</b> <i>T. BRADBURY</i>	<b>1:23.375</b>	13:51:43.445	28	Fun Cup
195	M	<b>JPR For Hire</b> <i>T. BRADBURY</i>	<b>1:23.155</b>	16:26:08.731	126	Fun Cup
195	M	<b>JPR For Hire</b> <i>T. BRADBURY</i>	<b>1:23.118</b>	16:38:41.558	135	Fun Cup
267	M	<b>Team Olympian</b> <i>C. DOVELL (M)</i>	<b>1:22.983</b>	16:52:46.562	149	Fun Cup

### Session Leader History

NO	CL	NAME	FROM LAP	LAPS LED	DISTANCE	VEHICLE
195	M	<b>JPR For Hire</b> <i>T. BRADBURY</i>	1	11	21.73 miles	Fun Cup
225		<b>Uvio</b> <i>F. DEOTT</i>	12	2	3.95 miles	Fun Cup
195	M	<b>JPR For Hire</b> <i>T. BRADBURY</i>	14	4	7.91 miles	Fun Cup
225		<b>Uvio</b> <i>F. DEOTT</i>	18	7	13.85 miles	Fun Cup
195	M	<b>JPR For Hire</b> <i>T. BRADBURY</i>	25	9	17.81 miles	Fun Cup
225		<b>Uvio</b> <i>F. DEOTT</i>	34	126	249.36 miles	Fun Cup
267	M	<b>Team Olympian</b> <i>C. DOVELL (M)</i>	160	3	5.93 miles	Fun Cup

### Flag History

TYPE	TIME OF DAY
GREEN	13:09:43.078
SAFETY	13:18:00.185
GREEN	13:23:34.994
SAFETY	14:03:22.954
GREEN	14:08:36.716
SAFETY	15:38:50.159
GREEN	15:49:20.875
FINISH	17:10:58.465

### Flag Statistics

TYPE	COUNT	TOTAL LAPS	TOTAL TIME
Green	4	154	3:41:27.333
Red	0	0	0.000
Safety Car	3	8	21:19.286
FCY	0	0	0.000



# TCR UK Race Weekend - Donington Park - 9th/10th Sept 2023

## Fun Cup Endurance Championship

### RACE 1 - STATISTICS

CLASS :

11 Starters

#### Fastest Lap History

NO	NAME	LAP TIME	TIME OF DAY	LAP	VEHICLE
1	<b>GCI Racing</b> <i>G. BUTTERWORTH (M)</i>	<b>1:26.579</b>	13:12:40.049	2	Fun Cup
225	<b>Uvio</b> <i>F. DEOTT</i>	<b>1:26.576</b>	13:12:40.855	2	Fun Cup
246	<b>Vapeclub with EDF Motorsports</b> <i>V. VASSILIEV</i>	<b>1:26.456</b>	13:12:43.922	2	Fun Cup
251	<b>Team easy2reach</b> <i>J. CHEETHAM</i>	<b>1:25.328</b>	13:12:46.250	2	Fun Cup
225	<b>Uvio</b> <i>F. DEOTT</i>	<b>1:24.810</b>	13:15:31.344	4	Fun Cup
225	<b>Uvio</b> <i>F. DEOTT</i>	<b>1:24.605</b>	13:18:20.838	6	Fun Cup
225	<b>Uvio</b> <i>F. DEOTT</i>	<b>1:23.889</b>	13:24:59.938	9	Fun Cup
225	<b>Uvio</b> <i>F. DEOTT</i>	<b>1:23.788</b>	13:33:25.445	15	Fun Cup
225	<b>Uvio</b> <i>F. DEOTT</i>	<b>1:23.527</b>	13:51:43.842	28	Fun Cup

#### Leader History

NO	NAME	FROM LAP	LAPS LED	DISTANCE	VEHICLE
1	<b>GCI Racing</b> <i>G. BUTTERWORTH (M)</i>	1	2	3.92 miles	Fun Cup
225	<b>Uvio</b> <i>F. DEOTT</i>	3	160	316.65 miles	Fun Cup

# TCR UK Race Weekend - Donington Park - 9th/10th Sept 2023

## Fun Cup Endurance Championship

### RACE 1 - STATISTICS

CLASS : M

9 Starters

#### Fastest Lap History

NO	NAME	LAP TIME	TIME OF DAY	LAP	VEHICLE
195	<b>JPR For Hire</b> <i>T. BRADBURY</i>	<b>1:24.466</b>	13:12:35.730	2	Fun Cup
195	<b>JPR For Hire</b> <i>T. BRADBURY</i>	<b>1:24.345</b>	13:14:00.075	3	Fun Cup
195	<b>JPR For Hire</b> <i>T. BRADBURY</i>	<b>1:23.899</b>	13:24:59.589	9	Fun Cup
195	<b>JPR For Hire</b> <i>T. BRADBURY</i>	<b>1:23.836</b>	13:33:25.296	15	Fun Cup
195	<b>JPR For Hire</b> <i>T. BRADBURY</i>	<b>1:23.834</b>	13:47:31.659	25	Fun Cup
195	<b>JPR For Hire</b> <i>T. BRADBURY</i>	<b>1:23.375</b>	13:51:43.445	28	Fun Cup
195	<b>JPR For Hire</b> <i>T. BRADBURY</i>	<b>1:23.155</b>	16:26:08.731	126	Fun Cup
195	<b>JPR For Hire</b> <i>T. BRADBURY</i>	<b>1:23.118</b>	16:38:41.558	135	Fun Cup
267	<b>Team Olympian</b> <i>C. DOVELL (M)</i>	<b>1:22.983</b>	16:52:46.562	149	Fun Cup

#### Leader History

NO	NAME	FROM LAP	LAPS LED	DISTANCE	VEHICLE
195	<b>JPR For Hire</b> <i>T. BRADBURY</i>	1	38	75.16 miles	Fun Cup
267	<b>Team Olympian</b> <i>C. DOVELL (M)</i>	39	16	31.66 miles	Fun Cup
170	<b>Team Viking &amp; Ursus Capital Racing</b> <i>M. HOLME</i>	55	2	3.95 miles	Fun Cup
155	<b>Team Ratters Racing</b> <i>P. RATCLIFF (M)</i>	57	1	1.97 miles	Fun Cup
267	<b>Team Olympian</b> <i>C. DOVELL (M)</i>	58	105	207.80 miles	Fun Cup