



# BRSCC MAZDA MX-5 CLUBMAN CHAMPIONSHIP



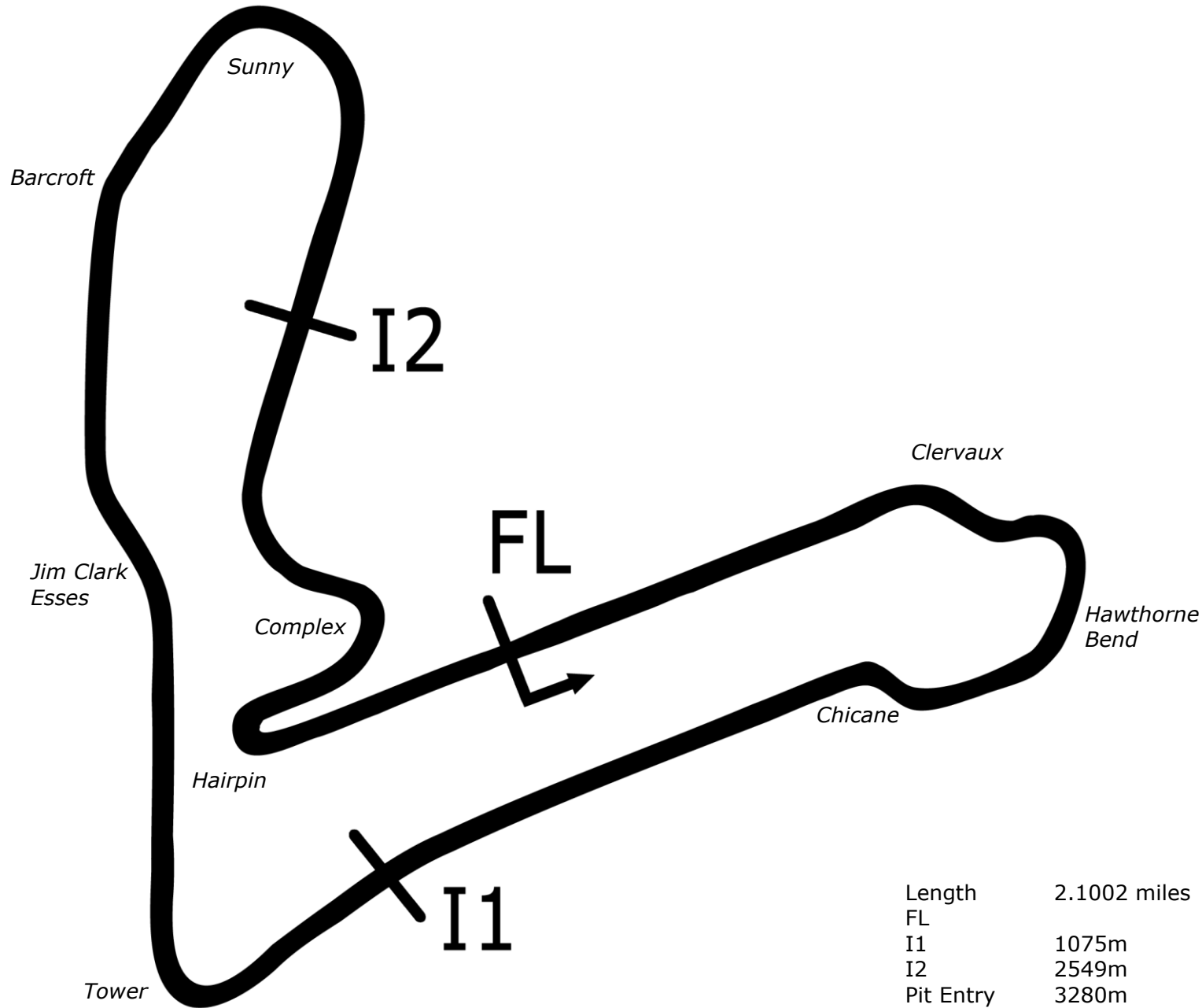
BRSCC Race Weekend  
Croft  
6<sup>th</sup> / 7<sup>th</sup> May 2023



Timing & Results Provided by Timing Solutions Ltd

[www.tsl-timing.com](http://www.tsl-timing.com)

# Croft



Length	2.1002 miles	3379.9 m	
FL		54.45541 N	1.55556 W
I1	1075m	54.45396 N	1.55399 W
I2	2549m	54.45536 N	1.56054 W
Pit Entry	3280m	54.44542 N	1.55562 W
Pit Exit	126m after FL	54.45656 N	1.55518 W
Pit Entry-Pit Exit	268m, 19.3s @50kph,	16.1s @60kph	

All results available at [www.tsl-timing.com](http://www.tsl-timing.com)



# BRSCC Mazda MX-5 Clubman Championship

## QUALIFYING - RACE 1 - CLASSIFICATION

POS	NO	CL	PIC NAME	ENTRY	TIME	ON	LAPS	GAP	DIFF	MPH
1	8*		1 Harry DEANE	Mazda MX-5 Mk1	1:40.422	4	7			75.28
2	50		2 Jon PETHICK	Mazda MX-5 Mk1	1:40.554	6	9	0.132	0.132	75.18
3	42	M	1 Paul BATEMAN	Mazda MX-5 Mk1	1:40.599	7	9	0.177	0.045	75.15
4	73*		3 Beau PARRY	Mazda MX-5 Mk1	1:40.786	5	9	0.364	0.187	75.01
5	21*		4 Matthew FLETCHER	Mazda MX-5 Mk1	1:41.082	9	9	0.660	0.296	74.79
6	70	M	2 Michael PEARCE	Mazda MX-5 Mk1	1:41.594	4	6	1.172	0.512	74.41
7	101	M	3 Hayden MCDONALD	Mazda MX-5 Mk1	1:41.615	3	9	1.193	0.021	74.40
8	5	M	4 Nick LE DOYEN	Mazda MX-5 Mk1	1:41.777	5	9	1.355	0.162	74.28
9	228		5 Jake PAICE	Mazda MX-5 Mk1	1:41.910	9	9	1.488	0.133	74.18
10	128	M	5 Del PAICE	Mazda MX-5 Mk1	1:41.975	4	9	1.553	0.065	74.14
11	18*		6 Matthew GODDARD	Mazda MX-5 Mk1	1:42.322	5	9	1.900	0.347	73.89
12	500*		7 Jordan PIMLEY	Mazda MX-5 Mk1	1:42.339	8	9	1.917	0.017	73.87
13	11	M	6 Jonathan GREENSMITH	Mazda MX-5 Mk1	1:42.534	9	9	2.112	0.195	73.73
14	99		8 Russell HALLEY	Mazda MX-5 Mk1	1:42.579	9	9	2.157	0.045	73.70
15	9*		9 Jamie TURNER	Mazda MX-5 Mk1	1:42.988	4	9	2.566	0.409	73.41
16	59		10 Kevin BIRD	Mazda MX-5 Mk1	1:43.045	9	9	2.623	0.057	73.37
17	122	M	7 Robert GREENSMITH	Mazda MX-5 Mk1	1:43.078	9	9	2.656	0.033	73.34
18	178	M	8 Kevin DENGATE	Mazda MX-5 Mk1	1:43.196	8	9	2.774	0.118	73.26
19	722	M	9 Alan HAWKINS	Mazda MX-5 Mk1	1:43.323	4	9	2.901	0.127	73.17
20	24		11 Simon WATERFALL	Mazda MX-5 Mk1	1:43.686	3	9	3.264	0.363	72.91
21	888		12 Thomas DAVIS	Mazda MX-5 Mk1	1:43.797	4	9	3.375	0.111	72.84
22	96		13 Peter BELL	Mazda MX-5 Mk1	1:44.293	3	9	3.871	0.496	72.49
23	3		14 Jordan HEAD	Mazda MX-5 Mk1	1:44.331	5	9	3.909	0.038	72.46
24	74	M	10 Jason AISBETT	Mazda MX-5 Mk1	1:46.030	9	9	5.608	1.699	71.30
25	66	M	11 David SCOLLER	Mazda MX-5 Mk1	1:49.275	5	9	8.853	3.245	69.18
26	57	M	12 Simon BROWNING	Mazda MX-5 Mk1	1:49.777	5	8	9.355	0.502	68.87

Cars 18 & 500 - please fit a working transponder  
 No. 8 - 1 Lap time disallowed; exceeding track limits.  
 No. 9, 18 - 2 Lap times disallowed; exceeding track limits.  
 No. 21 - 3 Lap times disallowed; exceeding track limits.  
 No. 73 - 4 Lap times disallowed; exceeding track limits.

Weather / Track : Cloudy / Dry

These results are provisional until the conclusion of any judicial and technical matters.

Croft: 2.1001 miles  
 Date: 06/05/2023 Start: 09:54 Finish: 10:09

Clerk Of Course :	Stewards :	Timekeeper : Sarah Evans
-------------------	------------	--------------------------

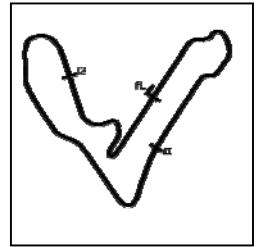
Results can be found at [www.tsl-timing.com](http://www.tsl-timing.com)

Printed - 10:21 Saturday, 06 May 2023



# BRSCC Mazda MX-5 Clubman Championship

## QUALIFYING - RACE 1 - SECTOR ANALYSIS



SECTOR 1 = FL to I1, SECTOR 2 = I1 to I2, SECTOR 3 = I2 to FL, DIFF = Difference To Personal Best Lap, P = Crossed Finish Line in Pit Lane, D = Time Disallowed

P1 8		Harry DEANE		Mazda MX-5 Mk1			
IDEAL LAP TIME : 1:40.322		BEST LAP TIME : 1:40.422		DIFFERENCE : 0.100			
LAP	SECTOR 1	SECTOR 2	SECTOR 3	LAP TIME	MPH	DIFF	TIME OF DAY
1 -		44.709	30.873				09:56:07.155
2 -	31.529	41.856	28.349	1:41.734 (3)	74.31	1.312	09:57:48.889
3 -	31.011	41.560	<b>28.097</b>	1:40.668 (2)	75.10	0.246	09:59:29.557
4 -	<b>30.967</b>	<b>41.258</b>	28.197	<b>1:40.422 (1)</b>	<b>75.28</b>		<b>10:01:09.979</b>
5 -	31.685	43.849	29.211	1:44.745	72.18	4.323	10:02:54.724
6 -	31.170	41.432	28.559	<del>1:41.164</del> D	74.73	0.739	10:04:35.885
7 -	32.859	46.194	IN PIT	1:46.266 P	71.14	5.844	10:06:22.151

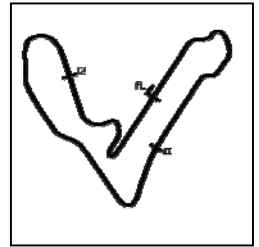
P2 50		Jon PETHICK		Mazda MX-5 Mk1			
IDEAL LAP TIME : 1:40.109		BEST LAP TIME : 1:40.554		DIFFERENCE : 0.445			
LAP	SECTOR 1	SECTOR 2	SECTOR 3	LAP TIME	MPH	DIFF	TIME OF DAY
1 -		43.629	28.696				09:56:01.229
2 -	31.452	41.853	28.270	1:41.575	74.43	1.021	09:57:42.804
3 -	<b>30.822</b>	42.049	<b>27.940</b>	1:40.811 (3)	74.99	0.257	09:59:23.615
4 -	31.081	41.674	28.085	1:40.840	74.97	0.286	10:01:04.455
5 -	31.209	41.872	28.151	1:41.232	74.68	0.678	10:02:45.687
6 -	31.124	41.457	27.973	<b>1:40.554 (1)</b>	<b>75.18</b>		<b>10:04:26.241</b>
7 -	31.260	<b>41.347</b>	28.105	1:40.712 (2)	75.07	0.158	10:06:06.953
8 -	31.085	41.525	30.085	1:42.695	73.62	2.141	10:07:49.648
9 -	31.388	43.233	33.231	1:47.852	70.10	7.298	10:09:37.500

P3 42 M		Paul BATEMAN		Mazda MX-5 Mk1			
IDEAL LAP TIME : 1:40.411		BEST LAP TIME : 1:40.599		DIFFERENCE : 0.188			
LAP	SECTOR 1	SECTOR 2	SECTOR 3	LAP TIME	MPH	DIFF	TIME OF DAY
1 -		42.094	28.930				09:55:52.951
2 -	31.508	42.081	29.739	1:43.328	73.17	2.729	09:57:36.279
3 -	31.243	41.530	28.817	1:41.590	74.42	0.991	09:59:17.869
4 -	31.158	<b>41.480</b>	28.233	1:40.871	74.95	0.272	10:00:58.740
5 -	<b>31.106</b>	41.744	28.026	1:40.876	74.94	0.277	10:02:39.616
6 -	31.222	41.595	27.918	1:40.735 (2)	75.05	0.136	10:04:20.351
7 -	31.111	41.663	<b>27.825</b>	<b>1:40.599 (1)</b>	<b>75.15</b>		<b>10:06:00.950</b>
8 -	31.362	41.677	28.126	1:41.165	74.73	0.566	10:07:42.115
9 -	31.149	41.553	28.071	1:40.773 (3)	75.02	0.174	10:09:22.888

P4 73		Beau PARRY		Mazda MX-5 Mk1			
IDEAL LAP TIME : 1:40.469		BEST LAP TIME : 1:40.786		DIFFERENCE : 0.317			
LAP	SECTOR 1	SECTOR 2	SECTOR 3	LAP TIME	MPH	DIFF	TIME OF DAY
1 -		42.171	28.862				09:55:48.959
2 -	31.314	41.723	28.449	1:41.486 (3)	74.49	0.700	09:57:30.445
3 -	31.230	41.517	28.550	<del>1:41.297</del> D	74.63	0.511	09:59:11.742
4 -	32.073	42.029	28.604	1:42.706	73.61	1.920	10:00:54.448
5 -	30.883	41.566	<b>28.337</b>	<b>1:40.786 (1)</b>	<b>75.01</b>		<b>10:02:35.234</b>
6 -	<b>30.771</b>	41.934	28.703	1:41.408 (2)	74.55	0.622	10:04:16.642
7 -	30.881	41.420	28.458	<del>1:40.759</del> D	75.03		10:05:57.401
8 -	31.407	<b>41.361</b>	28.592	<del>1:41.360</del> D	74.59	0.574	10:07:38.761
9 -	31.136	41.366	28.610	<del>1:41.142</del> D	74.77	0.326	10:09:19.873

# BRSCC Mazda MX-5 Clubman Championship

## QUALIFYING - RACE 1 - SECTOR ANALYSIS



SECTOR 1 = FL to I1, SECTOR 2 = I1 to I2, SECTOR 3 = I2 to FL, DIFF = Difference To Personal Best Lap, P = Crossed Finish Line in Pit Lane, D = Time Disallowed

<b>P5 21</b>		<b>Matthew FLETCHER</b>		<b>Mazda MX-5 Mk1</b>			
IDEAL LAP TIME : 1:40.494		BEST LAP TIME : 1:41.082		DIFFERENCE : 0.588			
LAP	SECTOR 1	SECTOR 2	SECTOR 3	LAP TIME	MPH	DIFF	TIME OF DAY
1 -		42.029	29.152				09:55:49.693
2 -	31.115	41.429	28.747	1:41.291 (2)	74.64	0.209	09:57:30.984
3 -	<b>30.996</b>	41.456	28.904	1:41.356 (3)	74.59	0.274	09:59:12.340
4 -	31.392	41.514	28.472	<del>1:41.378</del> D	74.57	0.296	10:00:53.718
5 -	31.418	<b>41.389</b>	<b>28.109</b>	<del>1:40.916</del> D	74.91		10:02:34.634
6 -	31.245	41.664	28.144	<del>1:41.053</del> D	74.81		10:04:15.687
7 -	31.429	42.275	28.581	1:42.285	73.91	1.203	10:05:57.972
8 -	32.449	41.391	28.323	1:42.163	74.00	1.081	10:07:40.135
9 -	31.427	41.441	28.214	<b>1:41.082 (1)</b>	<b>74.79</b>		<b>10:09:21.217</b>

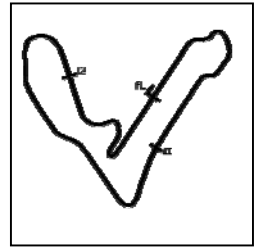
<b>P6 70 M</b>		<b>Michael PEARCE</b>		<b>Mazda MX-5 Mk1</b>			
IDEAL LAP TIME : 1:41.336		BEST LAP TIME : 1:41.594		DIFFERENCE : 0.258			
LAP	SECTOR 1	SECTOR 2	SECTOR 3	LAP TIME	MPH	DIFF	TIME OF DAY
1 -		42.672	29.094				09:55:52.553
2 -	31.755	41.930	28.749	1:42.434	73.80	0.840	09:57:34.987
3 -	<b>31.355</b>	41.953	28.530	1:41.838 (3)	74.24	0.244	09:59:16.825
4 -	31.463	41.875	<b>28.256</b>	<b>1:41.594 (1)</b>	<b>74.41</b>		<b>10:00:58.419</b>
5 -	31.368	42.449	28.447	1:42.264	73.93	0.670	10:02:40.683
6 -	31.433	<b>41.725</b>	28.535	1:41.693 (2)	74.34	0.099	10:04:22.376

<b>P7 101 M</b>		<b>Hayden MCDONALD</b>		<b>Mazda MX-5 Mk1</b>			
IDEAL LAP TIME : 1:41.287		BEST LAP TIME : 1:41.615		DIFFERENCE : 0.328			
LAP	SECTOR 1	SECTOR 2	SECTOR 3	LAP TIME	MPH	DIFF	TIME OF DAY
1 -		43.523	31.703				09:56:08.467
2 -	31.838	41.824	<b>28.257</b>	1:41.919	74.18	0.304	09:57:50.386
3 -	<b>31.219</b>	41.892	28.504	<b>1:41.615 (1)</b>	<b>74.40</b>		<b>09:59:32.001</b>
4 -	31.367	<b>41.811</b>	28.528	1:41.706 (2)	74.33	0.091	10:01:13.707
5 -	31.424	41.894	30.096	1:43.414	73.11	1.799	10:02:57.121
6 -	32.891	43.280	28.400	1:44.571	72.30	2.956	10:04:41.692
7 -	34.704	45.107	28.546	1:48.357	69.77	6.742	10:06:30.049
8 -	31.536	42.022	28.323	1:41.881 (3)	74.21	0.266	10:08:11.930
9 -	31.490	42.904	30.298	1:44.692	72.21	3.077	10:09:56.622

<b>P8 5 M</b>		<b>Nick LE DOYEN</b>		<b>Mazda MX-5 Mk1</b>			
IDEAL LAP TIME : 1:41.505		BEST LAP TIME : 1:41.777		DIFFERENCE : 0.272			
LAP	SECTOR 1	SECTOR 2	SECTOR 3	LAP TIME	MPH	DIFF	TIME OF DAY
1 -		42.674	28.970				09:55:52.118
2 -	31.955	41.919	28.637	1:42.511	73.75	0.734	09:57:34.629
3 -	31.566	42.388	28.983	1:42.937	73.44	1.160	09:59:17.566
4 -	31.384	41.910	28.631	1:41.925 (2)	74.17	0.148	10:00:59.491
5 -	31.283	41.718	28.776	<b>1:41.777 (1)</b>	<b>74.28</b>		<b>10:02:41.268</b>
6 -	<b>31.279</b>	<b>41.643</b>	29.309	1:42.231 (3)	73.95	0.454	10:04:23.499
7 -	31.871	41.825	28.727	1:42.423	73.81	0.646	10:06:05.922
8 -	31.873	42.384	<b>28.583</b>	1:42.840	73.51	1.063	10:07:48.762
9 -	31.788	43.654	29.784	1:45.226	71.85	3.449	10:09:33.988

# BRSCC Mazda MX-5 Clubman Championship

## QUALIFYING - RACE 1 - SECTOR ANALYSIS



SECTOR 1 = FL to I1, SECTOR 2 = I1 to I2, SECTOR 3 = I2 to FL, DIFF = Difference To Personal Best Lap, P = Crossed Finish Line in Pit Lane, D = Time Disallowed

P9 228		Jake PAICE		Mazda MX-5 Mk1			
IDEAL LAP TIME : 1:41.812		BEST LAP TIME : 1:41.910		DIFFERENCE : 0.098			
LAP	SECTOR 1	SECTOR 2	SECTOR 3	LAP TIME	MPH	DIFF	TIME OF DAY
1 -		42.479	29.561				09:56:09.415
2 -	33.399	42.012	40.210	1:55.621	65.39	13.711	09:58:05.036
3 -	32.451	42.494	29.461	1:44.406	72.41	2.496	09:59:49.442
4 -	31.787	42.095	28.706	1:42.588 (3)	73.69	0.678	10:01:32.030
5 -	<b>31.683</b>	<b>41.711</b>	28.610	1:42.004 (2)	74.12	0.094	10:03:14.034
6 -	51.477	49.994	33.963	2:15.434	55.82	33.524	10:05:29.468
7 -	32.470	42.958	29.873	1:45.301	71.80	3.391	10:07:14.769
8 -	32.521	43.297	28.678	1:44.496	72.35	2.586	10:08:59.265
9 -	31.755	41.737	<b>28.418</b>	<b>1:41.910 (1)</b>	<b>74.18</b>		<b>10:10:41.175</b>

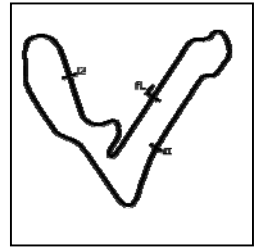
P10 128 M		Del PAICE		Mazda MX-5 Mk1			
IDEAL LAP TIME : 1:41.881		BEST LAP TIME : 1:41.975		DIFFERENCE : 0.094			
LAP	SECTOR 1	SECTOR 2	SECTOR 3	LAP TIME	MPH	DIFF	TIME OF DAY
1 -		42.797	30.406				09:56:09.123
2 -	32.348	41.864	28.766	1:42.978	73.41	1.003	09:57:52.101
3 -	32.133	41.750	28.791	1:42.674 (3)	73.63	0.699	09:59:34.775
4 -	31.702	41.750	<b>28.523</b>	<b>1:41.975 (1)</b>	<b>74.14</b>		<b>10:01:16.750</b>
5 -	<b>31.660</b>	41.908	29.411	1:42.979	73.41	1.004	10:02:59.729
6 -	31.897	42.046	28.845	1:42.788	73.55	0.813	10:04:42.517
7 -	35.584	44.494	29.815	1:49.893	68.79	7.918	10:06:32.410
8 -	32.069	41.818	28.885	1:42.772	73.56	0.797	10:08:15.182
9 -	31.671	<b>41.698</b>	28.734	1:42.103 (2)	74.04	0.128	10:09:57.285

P11 18		Matthew GODDARD		Mazda MX-5 Mk1			
IDEAL LAP TIME :		BEST LAP TIME : 1:42.322		DIFFERENCE :			
LAP	SECTOR 1	SECTOR 2	SECTOR 3	LAP TIME	MPH	DIFF	TIME OF DAY
1 -							09:55:57.724
2 -				1:43.277	73.20	0.955	09:57:41.001
3 -				<del>1:43.825</del> D	72.82	1.503	09:59:24.826
4 -				1:42.518 (3)	73.74	0.196	10:01:07.344
5 -				<b>1:42.322 (1)</b>	<b>73.89</b>		<b>10:02:49.666</b>
6 -				1:42.910	73.46	0.588	10:04:32.576
7 -				<del>1:44.639</del> D	72.25	2.317	10:06:17.215
8 -				1:43.264	73.21	0.942	10:08:00.479
9 -				1:42.501 (2)	73.76	0.179	10:09:42.980

P12 500		Jordan PIMLEY		Mazda MX-5 Mk1			
IDEAL LAP TIME :		BEST LAP TIME : 1:42.339		DIFFERENCE :			
LAP	SECTOR 1	SECTOR 2	SECTOR 3	LAP TIME	MPH	DIFF	TIME OF DAY
1 -							09:56:37.017
2 -				1:43.558	73.00	1.219	09:58:20.575
3 -				1:43.719	72.89	1.380	10:00:04.294
4 -				1:43.166 (3)	73.28	0.827	10:01:47.460
5 -				1:43.222	73.24	0.883	10:03:30.682
6 -				1:43.473	73.06	1.134	10:05:14.155
7 -				1:43.294	73.19	0.955	10:06:57.449
8 -				<b>1:42.339 (1)</b>	<b>73.87</b>		<b>10:08:39.788</b>
9 -				1:42.704 (2)	73.61	0.365	10:10:22.492

# BRSCC Mazda MX-5 Clubman Championship

## QUALIFYING - RACE 1 - SECTOR ANALYSIS



SECTOR 1 = FL to I1, SECTOR 2 = I1 to I2, SECTOR 3 = I2 to FL, DIFF = Difference To Personal Best Lap, P = Crossed Finish Line in Pit Lane, D = Time Disallowed

P13 11 M		Jonathan GREENSMITH		Mazda MX-5 Mk1			
IDEAL LAP TIME : 1:42.333		BEST LAP TIME : 1:42.534		DIFFERENCE : 0.201			
LAP	SECTOR 1	SECTOR 2	SECTOR 3	LAP TIME	MPH	DIFF	TIME OF DAY
1 -		47.003	30.345				09:56:25.747
2 -	32.241	43.286	28.930	1:44.457	72.38	1.923	09:58:10.204
3 -	<b>31.594</b>	42.525	29.367	1:43.486	73.05	0.952	09:59:53.690
4 -	32.252	43.260	29.213	1:44.725	72.19	2.191	10:01:38.415
5 -	31.821	42.232	28.650	1:42.703 (3)	73.61	0.169	10:03:21.118
6 -	32.067	42.245	28.814	1:43.126	73.31	0.592	10:05:04.244
7 -	33.257	42.388	28.949	1:44.594	72.28	2.060	10:06:48.838
8 -	31.867	<b>42.131</b>	28.619	1:42.617 (2)	73.67	0.083	10:08:31.455
9 -	31.707	42.219	<b>28.608</b>	<b>1:42.534 (1)</b>	<b>73.73</b>		<b>10:10:13.989</b>

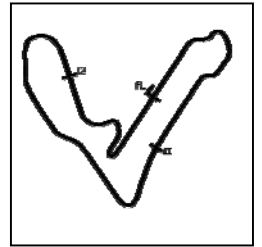
P14 99		Russell HALLEY		Mazda MX-5 Mk1			
IDEAL LAP TIME : 1:42.454		BEST LAP TIME : 1:42.579		DIFFERENCE : 0.125			
LAP	SECTOR 1	SECTOR 2	SECTOR 3	LAP TIME	MPH	DIFF	TIME OF DAY
1 -		46.510	30.132				09:56:31.915
2 -	33.157	44.301	29.368	1:46.826	70.77	4.247	09:58:18.741
3 -	31.787	42.537	28.963	1:43.287 (3)	73.20	0.708	10:00:02.028
4 -	32.295	42.501	28.849	1:43.645	72.94	1.066	10:01:45.673
5 -	32.163	43.676	30.952	1:46.791	70.79	4.212	10:03:32.464
6 -	32.445	43.164	29.621	1:45.230	71.84	2.651	10:05:17.694
7 -	32.998	42.387	30.476	1:45.861	71.42	3.282	10:07:03.555
8 -	31.910	42.239	<b>28.754</b>	1:42.903 (2)	73.47	0.324	10:08:46.458
9 -	<b>31.692</b>	<b>42.008</b>	28.879	<b>1:42.579 (1)</b>	<b>73.70</b>		<b>10:10:29.037</b>

P15 9		Jamie TURNER		Mazda MX-5 Mk1			
IDEAL LAP TIME : 1:42.785		BEST LAP TIME : 1:42.988		DIFFERENCE : 0.203			
LAP	SECTOR 1	SECTOR 2	SECTOR 3	LAP TIME	MPH	DIFF	TIME OF DAY
1 -		43.874	30.181				09:55:58.874
2 -	32.009	42.057	29.626	1:43.692 (2)	72.91	0.704	09:57:42.566
3 -	32.727	42.116	29.188	1:44.031	72.67	1.043	09:59:26.597
4 -	<b>31.915</b>	42.034	29.039	<b>1:42.988 (1)</b>	<b>73.41</b>		<b>10:01:09.585</b>
5 -	31.918	<b>41.939</b>	29.376	<del>1:43.233</del> D	73.23	0.245	10:02:52.818
6 -	31.997	42.296	<b>28.931</b>	<del>1:43.224</del> D	73.24	0.236	10:04:36.042
7 -	34.688	45.151	30.894	1:50.733	68.27	7.745	10:06:26.775
8 -	32.374	42.243	29.130	1:43.747 (3)	72.87	0.759	10:08:10.522
9 -	32.222	42.841	29.422	1:44.485	72.36	1.497	10:09:55.007

P16 59		Kevin BIRD		Mazda MX-5 Mk1			
IDEAL LAP TIME : 1:42.913		BEST LAP TIME : 1:43.045		DIFFERENCE : 0.132			
LAP	SECTOR 1	SECTOR 2	SECTOR 3	LAP TIME	MPH	DIFF	TIME OF DAY
1 -		46.770	30.110				09:56:31.191
2 -	33.296	43.964	29.171	1:46.431	71.03	3.386	09:58:17.622
3 -	32.440	43.228	29.491	1:45.159	71.89	2.114	10:00:02.781
4 -	32.150	42.400	29.038	1:43.588 (3)	72.98	0.543	10:01:46.369
5 -	31.880	43.424	30.286	1:45.590	71.60	2.545	10:03:31.959
6 -	32.491	43.036	29.340	1:44.867	72.09	1.822	10:05:16.826
7 -	33.011	42.909	29.128	1:45.048	71.97	2.003	10:07:01.874
8 -	31.935	<b>42.279</b>	28.940	1:43.154 (2)	73.29	0.109	10:08:45.028
9 -	<b>31.769</b>	42.411	<b>28.865</b>	<b>1:43.045 (1)</b>	<b>73.37</b>		<b>10:10:28.073</b>

# BRSCC Mazda MX-5 Clubman Championship

## QUALIFYING - RACE 1 - SECTOR ANALYSIS



SECTOR 1 = FL to I1, SECTOR 2 = I1 to I2, SECTOR 3 = I2 to FL, DIFF = Difference To Personal Best Lap, P = Crossed Finish Line in Pit Lane, D = Time Disallowed

P17 122 M		Robert GREENSMITH		Mazda MX-5 Mk1			
IDEAL LAP TIME : 1:42.910		BEST LAP TIME : 1:43.078		DIFFERENCE : 0.168			
LAP	SECTOR 1	SECTOR 2	SECTOR 3	LAP TIME	MPH	DIFF	TIME OF DAY
1 -		46.661	30.289				09:56:31.688
2 -	33.304	45.293	30.757	1:49.354	69.13	6.276	09:58:21.042
3 -	32.413	42.588	29.133	1:44.134 (3)	72.60	1.056	10:00:05.176
4 -	32.197	42.548	29.515	1:44.260	72.51	1.182	10:01:49.436
5 -	32.163	43.305	29.324	1:44.792	72.14	1.714	10:03:34.228
6 -	33.263	43.798	29.255	1:46.316	71.11	3.238	10:05:20.544
7 -	34.042	42.659	29.134	1:45.835	71.43	2.757	10:07:06.379
8 -	32.265	42.632	<b>28.757</b>	1:43.654 (2)	72.94	0.576	10:08:50.033
9 -	<b>31.870</b>	<b>42.283</b>	28.925	<b>1:43.078 (1)</b>	<b>73.34</b>		<b>10:10:33.111</b>

P18 178 M		Kevin DENGATE		Mazda MX-5 Mk1			
IDEAL LAP TIME : 1:42.633		BEST LAP TIME : 1:43.196		DIFFERENCE : 0.563			
LAP	SECTOR 1	SECTOR 2	SECTOR 3	LAP TIME	MPH	DIFF	TIME OF DAY
1 -		47.441	31.096				09:56:22.991
2 -	32.924	42.587	29.512	1:45.023	71.99	1.827	09:58:08.014
3 -	31.691	44.128	30.916	1:46.735	70.83	3.539	09:59:54.749
4 -	32.066	42.672	29.677	1:44.415	72.40	1.219	10:01:39.164
5 -	31.841	42.389	29.017	1:43.247 (2)	73.22	0.051	10:03:22.411
6 -	32.408	42.351	28.986	1:43.745	72.87	0.549	10:05:06.156
7 -	36.654	44.574	30.660	1:51.888	67.57	8.692	10:06:58.044
8 -	31.942	<b>42.293</b>	28.961	<b>1:43.196 (1)</b>	<b>73.26</b>		<b>10:08:41.240</b>
9 -	<b>31.493</b>	42.944	<b>28.847</b>	1:43.284 (3)	73.20	0.088	10:10:24.524

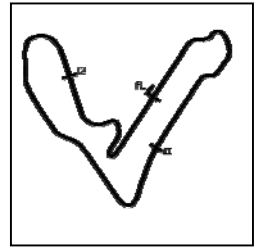
P19 722 M		Alan HAWKINS		Mazda MX-5 Mk1			
IDEAL LAP TIME : 1:42.491		BEST LAP TIME : 1:43.323		DIFFERENCE : 0.832			
LAP	SECTOR 1	SECTOR 2	SECTOR 3	LAP TIME	MPH	DIFF	TIME OF DAY
1 -		47.793	29.386				09:56:34.945
2 -	32.627	42.835	29.221	1:44.683	72.22	1.360	09:58:19.628
3 -	32.187	42.786	29.302	1:44.275	72.50	0.952	10:00:03.903
4 -	31.873	42.310	29.140	<b>1:43.323 (1)</b>	<b>73.17</b>		<b>10:01:47.226</b>
5 -	<b>31.560</b>	42.475	29.926	1:43.961 (3)	72.72	0.638	10:03:31.187
6 -	33.132	42.744	<b>28.836</b>	1:44.712	72.20	1.389	10:05:15.899
7 -	32.863	43.325	28.860	1:45.048	71.97	1.725	10:07:00.947
8 -	32.236	42.870	31.644	1:46.750	70.82	3.427	10:08:47.697
9 -	32.639	<b>42.095</b>	28.995	1:43.729 (2)	72.88	0.406	10:10:31.426

P20 24		Simon WATERFALL		Mazda MX-5 Mk1			
IDEAL LAP TIME : 1:43.569		BEST LAP TIME : 1:43.686		DIFFERENCE : 0.117			
LAP	SECTOR 1	SECTOR 2	SECTOR 3	LAP TIME	MPH	DIFF	TIME OF DAY
1 -		47.947	31.245				09:56:36.490
2 -	32.533	44.086	36.183	1:52.802	67.02	9.116	09:58:29.292
3 -	32.303	42.162	29.221	<b>1:43.686 (1)</b>	<b>72.91</b>		<b>10:00:12.978</b>
4 -	32.285	<b>42.131</b>	37.069	1:51.485	67.81	7.799	10:02:04.463
5 -	32.348	42.617	29.850	1:44.815	72.13	1.129	10:03:49.278
6 -	<b>32.243</b>	42.545	30.811	1:45.599	71.59	1.913	10:05:34.877
7 -	34.847	43.055	29.967	1:47.869	70.09	4.183	10:07:22.746
8 -	32.432	42.171	<b>29.195</b>	1:43.798 (2)	72.83	0.112	10:09:06.544
9 -	32.678	42.270	29.818	1:44.766 (3)	72.16	1.080	10:10:51.310



# BRSCC Mazda MX-5 Clubman Championship

## QUALIFYING - RACE 1 - SECTOR ANALYSIS



SECTOR 1 = FL to I1, SECTOR 2 = I1 to I2, SECTOR 3 = I2 to FL, DIFF = Difference To Personal Best Lap, P = Crossed Finish Line in Pit Lane, D = Time Disallowed

P21 888		Thomas DAVIS		Mazda MX-5 Mk1			
IDEAL LAP TIME : 1:42.887		BEST LAP TIME : 1:43.797		DIFFERENCE : 0.910			
LAP	SECTOR 1	SECTOR 2	SECTOR 3	LAP TIME	MPH	DIFF	TIME OF DAY
1 -		48.010	30.371				09:56:23.545
2 -	33.087	43.130	29.191	1:45.408	71.72	1.611	09:58:08.953
3 -	<b>31.857</b>	43.351	29.718	1:44.926	72.05	1.129	09:59:53.879
4 -	32.122	42.853	28.822	<b>1:43.797 (1)</b>	<b>72.84</b>		<b>10:01:37.676</b>
5 -	33.805	42.854	29.199	1:45.858	71.42	2.061	10:03:23.534
6 -	33.398	43.117	29.158	1:45.673	71.54	1.876	10:05:09.207
7 -	34.374	<b>42.396</b>	28.895	1:45.665	71.55	1.868	10:06:54.872
8 -	32.320	42.983	29.025	1:44.328 (3)	72.46	0.531	10:08:39.200
9 -	32.488	42.980	<b>28.634</b>	1:44.102 (2)	72.62	0.305	10:10:23.302

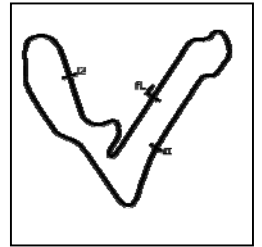
P22 96		Peter BELL		Mazda MX-5 Mk1			
IDEAL LAP TIME : 1:44.105		BEST LAP TIME : 1:44.293		DIFFERENCE : 0.188			
LAP	SECTOR 1	SECTOR 2	SECTOR 3	LAP TIME	MPH	DIFF	TIME OF DAY
1 -		47.332	30.344				09:56:30.933
2 -	33.798	44.440	30.094	1:48.332	69.79	4.039	09:58:19.265
3 -	32.266	<b>42.706</b>	29.321	<b>1:44.293 (1)</b>	<b>72.49</b>		<b>10:00:03.558</b>
4 -	<b>32.116</b>	43.300	30.143	1:45.559	71.62	1.266	10:01:49.117
5 -	32.403	43.225	<b>29.283</b>	1:44.911 (2)	72.06	0.618	10:03:34.028
6 -	32.519	44.236	30.354	1:47.109	70.58	2.816	10:05:21.137
7 -	35.482	43.071	29.457	1:48.010	69.99	3.717	10:07:09.147
8 -	32.595	43.299	29.533	1:45.427 (3)	71.71	1.134	10:08:54.574
9 -	32.662	43.241	29.579	1:45.482	71.67	1.189	10:10:40.056

P23 3		Jordan HEAD		Mazda MX-5 Mk1			
IDEAL LAP TIME : 1:44.255		BEST LAP TIME : 1:44.331		DIFFERENCE : 0.076			
LAP	SECTOR 1	SECTOR 2	SECTOR 3	LAP TIME	MPH	DIFF	TIME OF DAY
1 -		49.854	31.380				09:56:28.416
2 -	34.663	48.779	29.760	1:53.202	66.78	8.871	09:58:21.618
3 -	<b>32.296</b>	43.149	29.509	1:44.954 (3)	72.03	0.623	10:00:06.572
4 -	32.527	43.056	29.485	1:45.068	71.95	0.737	10:01:51.640
5 -	32.372	<b>42.885</b>	<b>29.074</b>	<b>1:44.331 (1)</b>	<b>72.46</b>		<b>10:03:35.971</b>
6 -	32.957	45.487	29.956	1:48.400	69.74	4.069	10:05:24.371
7 -	36.113	44.207	29.751	1:50.071	68.68	5.740	10:07:14.442
8 -	33.000	43.522	29.488	1:46.010	71.31	1.679	10:09:00.452
9 -	32.416	43.126	29.347	1:44.889 (2)	72.08	0.558	10:10:45.341

P24 74 M		Jason AISBETT		Mazda MX-5 Mk1			
IDEAL LAP TIME : 1:45.926		BEST LAP TIME : 1:46.030		DIFFERENCE : 0.104			
LAP	SECTOR 1	SECTOR 2	SECTOR 3	LAP TIME	MPH	DIFF	TIME OF DAY
1 -		45.566	30.325				09:56:16.386
2 -	33.402	44.785	30.257	1:48.444	69.71	2.414	09:58:04.830
3 -	33.720	46.674	30.811	1:51.205	67.98	5.175	09:59:56.035
4 -	32.870	44.786	29.680	1:47.336 (3)	70.43	1.306	10:01:43.371
5 -	32.850	44.471	<b>29.525</b>	1:46.846 (2)	70.76	0.816	10:03:30.217
6 -	34.277	47.791	30.045	1:52.113	67.43	6.083	10:05:22.330
7 -	37.010	44.196	29.657	1:50.863	68.19	4.833	10:07:13.193
8 -	32.864	44.731	30.512	1:48.107	69.93	2.077	10:09:01.300
9 -	<b>32.478</b>	<b>43.923</b>	29.629	<b>1:46.030 (1)</b>	<b>71.30</b>		<b>10:10:47.330</b>

# BRSCC Mazda MX-5 Clubman Championship

## QUALIFYING - RACE 1 - SECTOR ANALYSIS



SECTOR 1 = FL to I1, SECTOR 2 = I1 to I2, SECTOR 3 = I2 to FL, DIFF = Difference To Personal Best Lap, P = Crossed Finish Line in Pit Lane, D = Time Disallowed

P25 66 M		David SCOLLER		Mazda MX-5 Mk1			
IDEAL LAP TIME : 1:49.133		BEST LAP TIME : 1:49.275		DIFFERENCE : 0.142			
LAP	SECTOR 1	SECTOR 2	SECTOR 3	LAP TIME	MPH	DIFF	TIME OF DAY
1 -		46.850	31.762				09:56:07.696
2 -	35.294	45.842	31.133	1:52.269	67.34	2.994	09:57:59.965
3 -	33.738	45.350	<b>30.541</b>	1:49.629 (3)	68.96	0.354	09:59:49.594
4 -	33.661	45.295	31.771	1:50.727	68.28	1.452	10:01:40.321
5 -	<b>33.474</b>	45.126	30.675	<b>1:49.275 (1)</b>	<b>69.18</b>		<b>10:03:29.596</b>
6 -	34.273	46.403	30.649	1:51.325	67.91	2.050	10:05:20.921
7 -	38.463	46.391	30.762	1:55.616	65.39	6.341	10:07:16.537
8 -	33.887	<b>45.118</b>	30.618	1:49.623 (2)	68.96	0.348	10:09:06.160
9 -	34.011	45.132	31.124	1:50.267	68.56	0.992	10:10:56.427

P26 57 M		Simon BROWNING		Mazda MX-5 Mk1			
IDEAL LAP TIME : 1:49.492		BEST LAP TIME : 1:49.777		DIFFERENCE : 0.285			
LAP	SECTOR 1	SECTOR 2	SECTOR 3	LAP TIME	MPH	DIFF	TIME OF DAY
1 -		56.346	32.675				09:56:41.504
2 -	37.590	47.114	30.560	1:55.264	65.59	5.487	09:58:36.768
3 -	34.157	45.946	30.492	1:50.595 (3)	68.36	0.818	10:00:27.363
4 -	35.098	46.293	30.250	1:51.641	67.72	1.864	10:02:19.004
5 -	34.111	<b>45.469</b>	<b>30.197</b>	<b>1:49.777 (1)</b>	<b>68.87</b>		<b>10:04:08.781</b>
6 -	33.965	46.576	31.022	1:51.563	67.76	1.786	10:06:00.344
7 -	37.958	45.796	30.402	1:54.156	66.23	4.379	10:07:54.500
8 -	<b>33.826</b>	46.050	30.634	1:50.510 (2)	68.41	0.733	10:09:45.010

# BRSCC Mazda MX-5 Clubman Championship

## QUALIFYING - RACE 1 - BEST SECTORS

SECTOR 1			SECTOR 2			SECTOR 3			IDEAL / BEST COMPARISON						
POS	NO	NAME	TIME	NO	NAME	TIME	NO	NAME	TIME	POS	NO	NAME	IDEAL	BEST	DIFF
													<b>PERFECT LAP</b>	<b>1:39.854</b>	
1	73	PARRY	30.771	8	DEANE	41.258	42	BATEMAN	27.825	1	50	PETHICK	1:40.109	1:40.554	0.445
2	50	PETHICK	30.822	50	PETHICK	41.347	50	PETHICK	27.940	2	8	DEANE	1:40.322	1:40.422	0.100
3	8	DEANE	30.967	73	PARRY	41.361	8	DEANE	28.097	3	42	BATEMAN	1:40.411	1:40.599	0.188
4	21	FLETCHER	30.996	21	FLETCHER	41.389	21	FLETCHER	28.109	4	73	PARRY	1:40.469	1:40.786	0.317
5	42	BATEMAN	31.106	42	BATEMAN	41.480	70	PEARCE	28.256	5	21	FLETCHER	1:40.494	1:41.082	0.588
6	101	MCDONALD	31.219	5	LE DOYEN	41.643	101	MCDONALD	28.257	6	101	MCDONALD	1:41.287	1:41.615	0.328
7	5	LE DOYEN	31.279	128	PAICE	41.698	73	PARRY	28.337	7	70	PEARCE	1:41.336	1:41.594	0.258
8	70	PEARCE	31.355	228	PAICE	41.711	228	PAICE	28.418	8	5	LE DOYEN	1:41.505	1:41.777	0.272
9	178	DENGATE	31.493	70	PEARCE	41.725	128	PAICE	28.523	9	228	PAICE	1:41.812	1:41.910	0.098
10	722	HAWKINS	31.560	101	MCDONALD	41.811	5	LE DOYEN	28.583	10	128	PAICE	1:41.881	1:41.975	0.094
11	11	GREENSMITH	31.594	9	TURNER	41.939	11	GREENSMITH	28.608	11	11	GREENSMITH	1:42.333	1:42.534	0.201
12	128	PAICE	31.660	99	HALLEY	42.008	888	DAVIS	28.634	12	99	HALLEY	1:42.454	1:42.579	0.125
13	228	PAICE	31.683	722	HAWKINS	42.095	99	HALLEY	28.754	13	722	HAWKINS	1:42.491	1:43.323	0.832
14	99	HALLEY	31.692	11	GREENSMITH	42.131	122	GREENSMITH	28.757	14	178	DENGATE	1:42.633	1:43.196	0.563
15	59	BIRD	31.769	24	WATERFALL	42.131	722	HAWKINS	28.836	15	9	TURNER	1:42.785	1:42.988	0.203
16	888	DAVIS	31.857	59	BIRD	42.279	178	DENGATE	28.847	16	888	DAVIS	1:42.887	1:43.797	0.910
17	122	GREENSMITH	31.870	122	GREENSMITH	42.283	59	BIRD	28.865	17	122	GREENSMITH	1:42.910	1:43.078	0.168
18	9	TURNER	31.915	178	DENGATE	42.293	9	TURNER	28.931	18	59	BIRD	1:42.913	1:43.045	0.132
19	96	BELL	32.116	888	DAVIS	42.396	3	HEAD	29.074	19	24	WATERFALL	1:43.569	1:43.686	0.117
20	24	WATERFALL	32.243	96	BELL	42.706	24	WATERFALL	29.195	20	96	BELL	1:44.105	1:44.293	0.188
21	3	HEAD	32.296	3	HEAD	42.885	96	BELL	29.283	21	3	HEAD	1:44.255	1:44.331	0.076
22	74	AISBETT	32.478	74	AISBETT	43.923	74	AISBETT	29.525	22	74	AISBETT	1:45.926	1:46.030	0.104
23	66	SCOULLER	33.474	66	SCOULLER	45.118	57	BROWNING	30.197	23	66	SCOULLER	1:49.133	1:49.275	0.142
24	57	BROWNING	33.826	57	BROWNING	45.469	66	SCOULLER	30.541	24	57	BROWNING	1:49.492	1:49.777	0.285
25										25	500	PIMLEY		1:42.339	
26										26	18	GODDARD		1:42.322	

# BRSCC Mazda MX-5 Clubman Championship

## QUALIFYING - RACE 1 - STATISTICS

**Competitors Started** 26  
**Planned Start** 2023-05-06 @ 09:55:00.000  
**Actual Start** 2023-05-06 @ 09:54:05.598  
**Finish Time** 2023-05-06 @ 10:09:15.840  
**Track Length** 2.1001mi.  
**Total Laps** 228  
**Total Distance Covered** 478.8393mi.

### Session Fastest Lap History

NO	CL	NAME	LAP TIME	TIME OF DAY	LAP	VEHICLE
73		Beau PARRY	1:41.486	09:57:30.449	2	Mazda MX-5 Mk1
21		Matthew FLETCHER	1:41.291	09:57:30.989	2	Mazda MX-5 Mk1
50		Jon PETHICK	1:40.811	09:59:23.635	3	Mazda MX-5 Mk1
8		Harry DEANE	1:40.668	09:59:29.578	3	Mazda MX-5 Mk1
8		Harry DEANE	1:40.422	10:01:09.999	4	Mazda MX-5 Mk1

### Flag History

TYPE	TIME OF DAY
GREEN	09:54:05.598
FINISH	10:09:15.840

### Flag Statistics

TYPE	COUNT	TOTAL LAPS	TOTAL TIME
Green	1	9	17:38.283
Red	0	0	0.000
Safety Car	0	0	0.000
FCY	0	0	0.000

# BRSCC Mazda MX-5 Clubman Championship

## QUALIFYING - RACE 1 - STATISTICS

CLASS :

14 Starters

### Fastest Lap History

NO	NAME	LAP TIME	TIME OF DAY	LAP	VEHICLE
73	Beau PARRY	<b>1:41.486</b>	09:57:30.449	2	Mazda MX-5 Mk1
21	Matthew FLETCHER	<b>1:41.291</b>	09:57:30.989	2	Mazda MX-5 Mk1
50	Jon PETHICK	<b>1:40.811</b>	09:59:23.635	3	Mazda MX-5 Mk1
8	Harry DEANE	<b>1:40.668</b>	09:59:29.578	3	Mazda MX-5 Mk1
8	Harry DEANE	<b>1:40.422</b>	10:01:09.999	4	Mazda MX-5 Mk1

# BRSCC Mazda MX-5 Clubman Championship

## QUALIFYING - RACE 1 - STATISTICS

CLASS : M

12 Starters

### Fastest Lap History

NO	NAME	LAP TIME	TIME OF DAY	LAP	VEHICLE
5	Nick LE DOYEN	1:42.511	09:57:34.649	2	Mazda MX-5 Mk1
70	Michael PEARCE	1:42.434	09:57:35.006	2	Mazda MX-5 Mk1
101	Hayden MCDONALD	1:41.919	09:57:50.403	2	Mazda MX-5 Mk1
70	Michael PEARCE	1:41.838	09:59:16.844	3	Mazda MX-5 Mk1
42	Paul BATEMAN	1:41.590	09:59:17.889	3	Mazda MX-5 Mk1
42	Paul BATEMAN	1:40.871	10:00:58.759	4	Mazda MX-5 Mk1
42	Paul BATEMAN	1:40.735	10:04:20.371	6	Mazda MX-5 Mk1
42	Paul BATEMAN	1:40.599	10:06:00.969	7	Mazda MX-5 Mk1

# BRSCC Mazda MX-5 Clubman Championship

## RACE 1 - GRID (15 minutes) - AMENDED

ROW 14		27	577	Chris THELWELL				
ROW 13	1:49.275	25	66	David SCOLLER	1:49.777	26	57	Simon BROWNING
ROW 12				1:44.331				1:46.030
ROW 12		23	3	Jordan HEAD		24	74	Jason AISBETT
ROW 11	1:43.797	21	888	Thomas DAVIS	1:44.293	22	96	Peter BELL
ROW 10				1:43.323				1:43.686
ROW 10		19	722	Alan HAWKINS		20	24	Simon WATERFALL
ROW 9	1:43.078	17	122	Robert GREENSMITH	1:43.196	18	178	Kevin DENGATE
ROW 8				1:42.988				1:43.045
ROW 8		15	9	Jamie TURNER		16	59	Kevin BIRD
ROW 7	1:42.534	13	11	Jonathan GREENSMITH	1:42.579	14	99	Russell HALLEY
ROW 6				1:42.322				1:42.339
ROW 6		11	18	Matthew GODDARD		12	500	Jordan PIMLEY
ROW 5	1:41.910	9	228	Jake PAICE	1:41.975	10	128	Del PAICE
ROW 4				1:41.615				1:41.777
ROW 4		7	101	Hayden MCDONALD		8	5	Nick LE DOYEN
ROW 3	1:41.082	5	21	Matthew FLETCHER	1:41.594	6	70	Michael PEARCE
ROW 2				1:40.599				1:40.786
ROW 2		3	42	Paul BATEMAN		4	73	Beau PARRY
ROW 1	1:40.422	1	8	Harry DEANE	1:40.554	2	50	Jon PETHICK
<b>Pole</b>								

Car 577 - qualified out of session. Permitted to start at back of grid.

Croft: 2.1001 miles

These results are provisional until the conclusion of any judicial and technical matters.

Clerk Of Course :	Stewards :	Timekeeper : Sarah Evans
-------------------	------------	--------------------------

Results can be found at [www.tsl-timing.com](http://www.tsl-timing.com)

Printed - 12:17 Saturday, 06 May 2023



# BRSCC Mazda MX-5 Clubman Championship

## RACE 1 - CLASSIFICATION - AMENDED 2

POS	NO	CL	PIC NAME	ENTRY	LAPS	TIME	GAP	DIFF	MPH	BEST	ON
1	42	M	1 Paul BATEMAN	Mazda MX-5 Mk1	9	15:27.192			73.38	1:41.512	6
2	21		1 Matthew FLETCHER	Mazda MX-5 Mk1	9	15:28.025	0.833	0.833	73.32	1:41.387	7
3	50		2 Jon PETHICK	Mazda MX-5 Mk1	9	15:28.360	1.168	0.335	73.29	1:41.464	7
4	8		3 Harry DEANE	Mazda MX-5 Mk1	9	15:29.031	1.839	0.671	73.24	1:41.343	7
5	73		4 Beau PARRY	Mazda MX-5 Mk1	9	15:30.883	3.691	1.852	73.09	1:41.436	6
6	101	M	2 Hayden MCDONALD	Mazda MX-5 Mk1	9	15:33.281	6.089	2.398	72.91	1:41.836	6
7	70	M	3 Michael PEARCE	Mazda MX-5 Mk1	9	15:35.561	8.369	2.280	72.73	1:41.878	6
8	11	M	4 Jonathan GREENSMITH	Mazda MX-5 Mk1	9	15:40.904	13.712	5.343	72.31	1:42.335	5
9	128	M	5 Del PAICE	Mazda MX-5 Mk1	9	15:43.702	16.510	2.798	72.10	1:42.753	2
10	500		5 Jordan PIMLEY	Mazda MX-5 Mk1	9	15:49.044	21.852	5.342	71.69	1:42.889	7
11	5	M	6 Nick LE DOYEN	Mazda MX-5 Mk1	9	15:49.726	22.534	0.682	71.64	1:42.386	7
12	9		6 Jamie TURNER	Mazda MX-5 Mk1	9	15:50.616	23.424	0.890	71.58	1:42.586	7
13	59		7 Kevin BIRD	Mazda MX-5 Mk1	9	15:54.828	27.636	4.212	71.26	1:43.892	7
14	722	M	7 Alan HAWKINS	Mazda MX-5 Mk1	9	16:00.725	33.533	5.897	70.82	1:44.003	6
15	18		8 Matthew GODDARD	Mazda MX-5 Mk1	9	16:03.452	36.260	2.727	70.62	1:43.350	7
16	99*		9 Russell HALLEY	Mazda MX-5 Mk1	9	16:03.453	36.261	0.001	70.62	1:43.146	6
17	24		10 Simon WATERFALL	Mazda MX-5 Mk1	9	16:04.389	37.197	0.936	70.55	1:44.468	7
18	3		11 Jordan HEAD	Mazda MX-5 Mk1	9	16:06.751	39.559	2.362	70.38	1:44.459	6
19	122	M	8 Robert GREENSMITH	Mazda MX-5 Mk1	9	16:09.992	42.800	3.241	70.15	1:44.272	8
20	577	M	9 Chris THELWELL	Mazda MX-5 Mk1	9	16:14.265	47.073	4.273	69.84	1:45.763	8
21	888		12 Thomas DAVIS	Mazda MX-5 Mk1	9	16:28.402	1:01.210	14.137	68.84	1:45.287	7
22	74	M	10 Jason AISBETT	Mazda MX-5 Mk1	9	16:35.891	1:08.699	7.489	68.32	1:47.613	7
23	96		13 Peter BELL	Mazda MX-5 Mk1	9	16:40.281	1:13.089	4.390	68.02	1:45.123	5
24	57	M	11 Simon BROWNING	Mazda MX-5 Mk1	9	16:44.249	1:17.057	3.968	67.75	1:47.940	8
25	66	M	12 David SCOULLER	Mazda MX-5 Mk1	9	16:52.497	1:25.305	8.248	67.20	1:48.885	5

### NOT CLASSIFIED

DNF	178	M	Kevin DENGATE	Mazda MX-5 Mk1	6	11:04.405	3 Laps	3 Laps	68.27	1:44.824	2
DQ	228*		Jake PAICE	Mazda MX-5 Mk1							

### FASTEST LAP

	8		Harry DEANE	Mazda MX-5 Mk1	7	1:41.343			74.60 mph	120.06 kph	
	42	M	Paul BATEMAN	Mazda MX-5 Mk1	6	1:41.512			74.48 mph	119.86 kph	

Car 99 - 8.323 second penalty - Contravention of Motorsport UK Regulation Q12.21.4

Car 228 - Disqualified from results of qualifying - Contravention of Motorsport UK Regulation C3.1.1

Race Distance: 9 Laps / 18.90 miles

Croft: 2.1001 miles

Date: 06/05/2023 Start: 14:00 Finish: 14:15

Weather / Track : Cloudy / Dry

These results are provisional until the conclusion of any judicial and technical matters.

Clerk Of Course :	Stewards :	Timekeeper : Sarah Evans
-------------------	------------	--------------------------

Results can be found at [www.tsl-timing.com](http://www.tsl-timing.com)

Printed - 15:24 Saturday, 06 May 2023





# BRSCC Mazda MX-5 Clubman Championship

## RACE 1 - LAP CHART

LAP 1 @ 14:02:16.506			LAP 2 @ 14:03:59.058			LAP 3 @ 14:05:42.503			LAP 4 @ 14:07:25.739			LAP 5 @ 14:09:07.654		
NO	BEHIND	LAP TIME	NO	BEHIND	LAP TIME	NO	BEHIND	LAP TIME	NO	BEHIND	LAP TIME	NO	BEHIND	LAP TIME
8		1:49.601	8		1:42.552	50		1:42.953	42		1:42.582	42		1:41.915
50	0.394	1:49.995	50	0.492	1:42.650	42	0.654	1:42.794	21	0.774	1:42.753	21	0.524	1:41.665
21	1.126	1:50.727	21	1.079	1:42.505	21	1.257	1:43.623	50	0.987	1:44.223	50	0.855	1:41.783
42	1.386	1:50.987	42	1.305	1:42.471	73	1.757	1:43.350	73	1.645	1:43.124	8	1.657	1:41.687
73	1.875	1:51.476	73	1.852	1:42.529	70	2.764	1:43.447	8	1.885	1:42.136	73	2.788	1:43.058
70	2.354	1:51.955	70	2.762	1:42.960	8	2.985	1:46.430	70	2.642	1:43.114	101	4.004	1:43.066
101	3.173	1:52.774	101	3.207	1:42.586	101	3.366	1:43.604	101	2.853	1:42.723	70	4.607	1:43.880
5	3.475	1:53.076	128	3.980	1:42.753	128	3.971	1:43.436	128	4.593	1:43.858	11	5.638	1:42.335
128	3.779	1:53.380	5	4.598	1:43.675	5	4.545	1:43.392	11	5.218	1:43.489	128	6.454	1:43.776
99	5.018	1:54.619	11	5.732	1:42.856	11	4.965	1:42.678	5	5.611	1:44.302	5	15.272	1:51.576
11	5.428	1:55.029	99	8.003	1:45.537	99	10.133	1:45.575	59	12.813	1:45.779	500	15.460	1:43.871
59	6.205	1:55.806	59	8.683	1:45.030	59	10.270	1:45.032	500	13.504	1:46.275	59	16.473	1:45.575
228	6.871	1:56.472	500	9.220	1:44.232	500	10.465	1:44.690	9	13.695	1:46.054	9	16.657	1:44.877
178	7.140	1:56.741	178	9.412	1:44.824	18	10.644	1:44.296	178	15.479	1:46.882	228	19.470	1:44.415
18	7.294	1:56.895	18	9.793	1:45.051	9	10.877	1:43.824	122	16.239	1:45.138	99	20.521	1:44.172
500	7.540	1:57.141	9	10.498	1:44.908	178	11.833	1:45.866	3	16.647	1:44.765	722	22.217	1:45.740
722	8.010	1:57.611	722	10.685	1:45.227	722	12.838	1:45.598	228	16.970	1:44.000	3	22.758	1:48.026
9	8.142	1:57.743	888	12.470	1:46.743	122	14.337	1:44.819	99	18.264	1:51.367	24	23.334	1:46.652
888	8.279	1:57.880	122	12.963	1:47.105	3	15.118	1:45.088	722	18.392	1:48.790	178	24.675	1:51.111
122	8.410	1:58.011	3	13.475	1:47.295	24	15.978	1:45.141	24	18.597	1:45.855	18	26.471	1:44.248
3	8.732	1:58.333	24	14.282	1:46.761	228	16.206	1:44.031	577	22.072	1:45.820	577	27.257	1:47.100
24	10.073	1:59.674	228	15.620	1:51.301	577	19.488	1:46.342	18	24.138	1:56.730	122	30.350	1:56.026
577	11.097	2:00.698	577	16.591	1:48.046	74	29.849	1:51.111	888	34.534	1:45.886	888	38.724	1:46.105
66	12.816	2:02.417	66	20.697	1:50.433	66	30.404	1:53.152	74	36.125	1:49.512	96	39.661	1:45.123
57	14.019	2:03.620	57	21.032	1:49.565	57	31.226	1:53.639	96	36.453	1:46.745	74	41.919	1:47.709
74	15.124	2:04.725	74	22.183	1:49.611	888	31.884	2:02.859	66	38.070	1:50.902	66	45.040	1:48.885
96	25.546	2:15.147	96	30.139	1:47.145	96	32.944	1:46.250	57	38.714	1:50.724	57	45.489	1:48.690

# BRSCC Mazda MX-5 Clubman Championship

## RACE 1 - LAP CHART

LAP 6 @ 14:10:49.166			LAP 7 @ 14:12:30.755			LAP 8 @ 14:14:12.283			LAP 9 @ 14:15:54.097		
NO	BEHIND	LAP TIME	NO	BEHIND	LAP TIME	NO	BEHIND	LAP TIME	NO	BEHIND	LAP TIME
42		1:41.512	42		1:41.589	42		1:41.528	42		1:41.814
21	0.578	1:41.566	21	0.376	1:41.387	21	0.814	1:41.966	21	0.833	1:41.833
50	0.887	1:41.544	50	0.762	1:41.464	50	1.091	1:41.857	50	1.168	1:41.891
8	1.604	1:41.459	8	1.358	1:41.343	8	1.579	1:41.749	8	1.839	1:42.074
73	2.712	1:41.436	73	3.316	1:42.193	73	3.646	1:41.858	73	3.691	1:41.859
101	4.328	1:41.836	101	4.997	1:42.258	101	5.430	1:41.961	101	6.089	1:42.473
70	4.973	1:41.878	70	5.632	1:42.248	70	6.582	1:42.478	70	8.369	1:43.601
11	7.128	1:43.002	11	8.873	1:43.334	11	10.601	1:43.256	11	13.712	1:44.925
128	8.340	1:43.398	128	10.457	1:43.706	128	12.960	1:44.031	128	16.510	1:45.364
500	16.891	1:42.943	500	18.191	1:42.889	500	20.025	1:43.362	500	21.852	1:43.641
5	18.068	1:44.308	5	18.865	1:42.386	5	20.498	1:43.161	5	22.534	1:43.850
9	18.734	1:43.589	9	19.731	1:42.586	9	21.555	1:43.352	9	23.424	1:43.683
59	19.701	1:44.740	59	22.004	1:43.892	228	24.100	1:42.967	228	24.958	1:42.672
228	20.687	1:42.729	228	22.661	1:43.563	59	25.058	1:44.582	59	27.636	1:44.392
99	22.155	1:43.146	99	23.982	1:43.416	99	25.855	1:43.401	99	27.938	1:43.897
722	24.708	1:44.003	722	27.649	1:44.530	722	30.341	1:44.220	722	33.533	1:45.006
3	25.705	1:44.459	3	29.427	1:45.311	3	32.895	1:44.996	18	36.260	1:44.429
24	27.291	1:45.469	24	30.170	1:44.468	24	33.505	1:44.863	24	37.197	1:45.506
18	28.672	1:43.713	18	30.433	1:43.350	18	33.645	1:44.740	3	39.559	1:48.478
577	32.526	1:46.781	122	37.300	1:44.384	122	40.044	1:44.272	122	42.800	1:44.570
122	34.505	1:45.667	577	37.426	1:46.489	577	41.661	1:45.763	577	47.073	1:47.226
178	42.144	1:58.981 P	888	47.021	1:45.287	888	55.332	1:49.839	888	1:01.210	1:47.692
888	43.323	1:46.111	74	54.708	1:47.613	74	1:01.459	1:48.279	74	1:08.699	1:49.054
74	48.684	1:48.277	57	1:04.315	1:49.380	96	1:08.571	1:45.604	96	1:13.089	1:46.332
66	54.968	1:51.440	96	1:04.495	1:45.429	57	1:10.727	1:47.940	57	1:17.057	1:48.144
57	56.524	1:52.547	66	1:06.628	1:53.249	66	1:16.778	1:51.678	66	1:25.305	1:50.341
96	1:00.655	2:02.506									

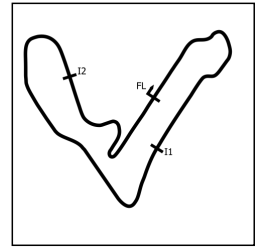
# BRSCC Mazda MX-5 Clubman Championship

## RACE 1 - POSITION CHART

No	Name	Lap Pos									
			1	2	3	4	5	6	7	8	9
8	DEANE	1	8	8	50	42	42	42	42	42	42
50	PETHICK	2	50	50	42	21	21	21	21	21	21
42	BATEMAN	3	21	21	21	50	50	50	50	50	50
73	PARRY	4	42	42	73	73	8	8	8	8	8
21	FLETCHER	5	73	73	70	8	73	73	73	73	73
70	PEARCE	6	70	70	8	70	101	101	101	101	101
101	MCDONALD	7	101	101	101	101	70	70	70	70	70
5	LE DOYEN	8	5	128	128	128	11	11	11	11	11
228	PAICE	9	128	5	5	11	128	128	128	128	128
128	PAICE	10	99	11	11	5	5	500	500	500	500
18	GODDARD	11	11	99	99	59	500	5	5	5	5
500	PIMLEY	12	59	59	59	500	59	9	9	9	9
11	GREENSMITH	13	228	500	500	9	9	59	59	228	228
99	HALLEY	14	178	178	18	178	228	228	228	59	59
9	TURNER	15	18	18	9	122	99	99	99	99	99
59	BIRD	16	500	9	178	3	722	722	722	722	722
122	GREENSMITH	17	722	722	722	228	3	3	3	3	18
178	DENGATE	18	9	888	122	99	24	24	24	24	24
722	HAWKINS	19	888	122	3	722	178	18	18	18	3
24	WATERFALL	20	122	3	24	24	18	577	122	122	122
888	DAVIS	21	3	24	228	577	577	122	577	577	577
96	BELL	22	24	228	577	18	122	178	888	888	888
3	HEAD	23	577	577	74	888	888	888	74	74	74
74	AISBETT	24	66	66	66	74	96	74	57	96	96
66	SCOLLER	25	57	57	57	96	74	66	96	57	57
57	BROWNING	26	74	74	888	66	66	57	66	66	66
577	THELWELL	27	96	96	96	57	57	96			

# BRSCC Mazda MX-5 Clubman Championship

## RACE 1 - SECTOR ANALYSIS



SECTOR 1 = FL to I1, SECTOR 2 = I1 to I2, SECTOR 3 = I2 to FL, DIFF = Difference To Personal Best Lap, P = Crossed Finish Line in Pit Lane, D = Time Disallowed

P1 42 M		Paul BATEMAN		Mazda MX-5 Mk1			
IDEAL LAP TIME : 1:41.259		BEST LAP TIME : 1:41.512		DIFFERENCE : 0.253			
LAP	SECTOR 1	SECTOR 2	SECTOR 3	LAP TIME	MPH	DIFF	TIME OF DAY
1 -		44.500	29.515	1:50.987	68.12	9.475	14:02:17.892
2 -	31.384	42.475	28.612	1:42.471	73.78	0.959	14:04:00.363
3 -	<b>31.321</b>	42.806	28.667	1:42.794	73.55	1.282	14:05:43.157
4 -	31.425	42.913	28.244	1:42.582	73.70	1.070	14:07:25.739
5 -	31.517	42.107	28.291	1:41.915	74.18	0.403	14:09:07.654
6 -	31.412	42.020	<b>28.080</b>	<b>1:41.512 (1)</b>	<b>74.48</b>		<b>14:10:49.166</b>
7 -	31.334	<b>41.858</b>	28.397	1:41.589 (3)	74.42	0.077	14:12:30.755
8 -	31.488	41.864	28.176	1:41.528 (2)	74.46	0.016	14:14:12.283
9 -	31.533	42.031	28.250	1:41.814	74.25	0.302	14:15:54.097

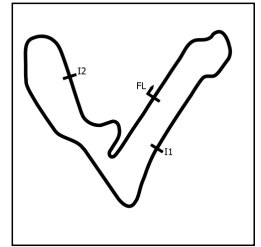
P2 21		Matthew FLETCHER		Mazda MX-5 Mk1			
IDEAL LAP TIME : 1:41.172		BEST LAP TIME : 1:41.387		DIFFERENCE : 0.215			
LAP	SECTOR 1	SECTOR 2	SECTOR 3	LAP TIME	MPH	DIFF	TIME OF DAY
1 -		43.299	29.007	1:50.727	68.28	9.340	14:02:17.632
2 -	31.480	42.204	28.821	1:42.505	73.75	1.118	14:04:00.137
3 -	31.298	43.292	29.033	1:43.623	72.96	2.236	14:05:43.760
4 -	<b>31.223</b>	42.668	28.862	1:42.753	73.58	1.366	14:07:26.513
5 -	31.283	41.845	28.537	1:41.665 (3)	74.36	0.278	14:09:08.178
6 -	31.405	41.686	<b>28.475</b>	1:41.566 (2)	74.44	0.179	14:10:49.744
7 -	31.290	<b>41.474</b>	28.623	<b>1:41.387 (1)</b>	<b>74.57</b>		<b>14:12:31.131</b>
8 -	31.471	41.688	28.807	1:41.966	74.14	0.579	14:14:13.097
9 -	31.473	41.570	28.790	1:41.833	74.24	0.446	14:15:54.930

P3 50		Jon PETHICK		Mazda MX-5 Mk1			
IDEAL LAP TIME : 1:41.127		BEST LAP TIME : 1:41.464		DIFFERENCE : 0.337			
LAP	SECTOR 1	SECTOR 2	SECTOR 3	LAP TIME	MPH	DIFF	TIME OF DAY
1 -		43.580	29.026	1:49.995	68.73	8.531	14:02:16.900
2 -	31.630	42.381	28.639	1:42.650	73.65	1.186	14:03:59.550
3 -	31.314	43.165	28.474	1:42.953	73.43	1.489	14:05:42.503
4 -	31.539	43.612	29.072	1:44.223	72.54	2.759	14:07:26.726
5 -	<b>31.174</b>	42.345	28.264	1:41.783 (3)	74.28	0.319	14:09:08.509
6 -	31.189	42.198	<b>28.157</b>	1:41.544 (2)	74.45	0.080	14:10:50.053
7 -	31.292	<b>41.796</b>	28.376	<b>1:41.464 (1)</b>	<b>74.51</b>		<b>14:12:31.517</b>
8 -	31.229	41.985	28.643	1:41.857	74.22	0.393	14:14:13.374
9 -	31.435	41.844	28.612	1:41.891	74.20	0.427	14:15:55.265

P4 8		Harry DEANE		Mazda MX-5 Mk1			
IDEAL LAP TIME : 1:41.123		BEST LAP TIME : 1:41.343		DIFFERENCE : 0.220			
LAP	SECTOR 1	SECTOR 2	SECTOR 3	LAP TIME	MPH	DIFF	TIME OF DAY
1 -		43.553	28.864	1:49.601	68.98	8.258	14:02:16.506
2 -	31.776	42.357	28.419	1:42.552	73.72	1.209	14:03:59.058
3 -	31.555	45.523	29.352	1:46.430	71.03	5.087	14:05:45.488
4 -	31.355	41.711	29.070	1:42.136	74.02	0.793	14:07:27.624
5 -	31.470	41.837	28.380	1:41.687 (3)	74.35	0.344	14:09:09.311
6 -	31.337	41.788	<b>28.334</b>	1:41.459 (2)	74.51	0.116	14:10:50.770
7 -	<b>31.231</b>	<b>41.558</b>	28.554	<b>1:41.343 (1)</b>	<b>74.60</b>		<b>14:12:32.113</b>
8 -	31.243	41.645	28.861	1:41.749	74.30	0.406	14:14:13.862
9 -	31.352	42.143	28.579	1:42.074	74.06	0.731	14:15:55.936

# BRSCC Mazda MX-5 Clubman Championship

## RACE 1 - SECTOR ANALYSIS



SECTOR 1 = FL to I1, SECTOR 2 = I1 to I2, SECTOR 3 = I2 to FL, DIFF = Difference To Personal Best Lap, P = Crossed Finish Line in Pit Lane, D = Time Disallowed

<b>P5 73</b>		<b>Beau PARRY</b>		<b>Mazda MX-5 Mk1</b>			
IDEAL LAP TIME : 1:40.997		BEST LAP TIME : 1:41.436		DIFFERENCE : 0.439			
LAP	SECTOR 1	SECTOR 2	SECTOR 3	LAP TIME	MPH	DIFF	TIME OF DAY
1 -		43.710	30.048	1:51.476	67.82	10.040	14:02:18.381
2 -	31.463	42.120	28.946	1:42.529	73.74	1.093	14:04:00.910
3 -	31.189	42.483	29.678	1:43.350	73.15	1.914	14:05:44.260
4 -	31.310	42.232	29.582	1:43.124	73.31	1.688	14:07:27.384
5 -	31.868	42.001	29.189	1:43.058	73.36	1.622	14:09:10.442
6 -	31.347	<b>41.478</b>	28.611	<b>1:41.436 (1)</b>	<b>74.53</b>		<b>14:10:51.878</b>
7 -	<b>31.031</b>	42.674	<b>28.488</b>	1:42.193	73.98	0.757	14:12:34.071
8 -	31.283	41.837	28.738	1:41.858 (2)	74.22	0.422	14:14:15.929
9 -	31.363	41.666	28.830	1:41.859 (3)	74.22	0.423	14:15:57.788

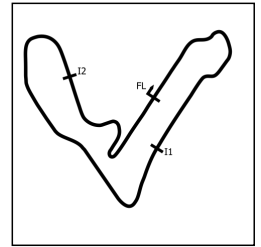
<b>P6 101 M</b>		<b>Hayden MCDONALD</b>		<b>Mazda MX-5 Mk1</b>			
IDEAL LAP TIME : 1:41.653		BEST LAP TIME : 1:41.836		DIFFERENCE : 0.183			
LAP	SECTOR 1	SECTOR 2	SECTOR 3	LAP TIME	MPH	DIFF	TIME OF DAY
1 -		43.966	29.872	1:52.774	67.04	10.938	14:02:19.679
2 -	31.621	42.308	28.657	1:42.586	73.70	0.750	14:04:02.265
3 -	31.619	42.648	29.337	1:43.604	72.97	1.768	14:05:45.869
4 -	31.887	<b>41.945</b>	28.891	1:42.723	73.60	0.887	14:07:28.592
5 -	31.869	42.625	28.572	1:43.066	73.35	1.230	14:09:11.658
6 -	<b>31.324</b>	42.038	28.474	<b>1:41.836 (1)</b>	<b>74.24</b>		<b>14:10:53.494</b>
7 -	31.568	42.100	28.590	1:42.258 (3)	73.93	0.422	14:12:35.752
8 -	31.443	42.134	<b>28.384</b>	1:41.961 (2)	74.15	0.125	14:14:17.713
9 -	31.667	42.386	28.420	1:42.473	73.78	0.637	14:16:00.186

<b>P7 70 M</b>		<b>Michael PEARCE</b>		<b>Mazda MX-5 Mk1</b>			
IDEAL LAP TIME : 1:41.878		BEST LAP TIME : 1:41.878		DIFFERENCE : 0.000			
LAP	SECTOR 1	SECTOR 2	SECTOR 3	LAP TIME	MPH	DIFF	TIME OF DAY
1 -		43.544	30.314	1:51.955	67.53	10.077	14:02:18.860
2 -	31.664	42.117	29.179	1:42.960	73.43	1.082	14:04:01.820
3 -	31.571	42.720	29.156	1:43.447	73.08	1.569	14:05:45.267
4 -	32.035	42.090	28.989	1:43.114	73.32	1.236	14:07:28.381
5 -	31.628	43.387	28.865	1:43.880	72.78	2.002	14:09:12.261
6 -	<b>31.255</b>	<b>42.019</b>	<b>28.604</b>	<b>1:41.878 (1)</b>	<b>74.21</b>		<b>14:10:54.139</b>
7 -	31.417	42.082	28.749	1:42.248 (2)	73.94	0.370	14:12:36.387
8 -	31.441	42.173	28.864	1:42.478 (3)	73.77	0.600	14:14:18.865
9 -	31.808	42.499	29.294	1:43.601	72.97	1.723	14:16:02.466

<b>P8 11 M</b>		<b>Jonathan GREENSMITH</b>		<b>Mazda MX-5 Mk1</b>			
IDEAL LAP TIME : 1:42.008		BEST LAP TIME : 1:42.335		DIFFERENCE : 0.327			
LAP	SECTOR 1	SECTOR 2	SECTOR 3	LAP TIME	MPH	DIFF	TIME OF DAY
1 -		43.367	29.695	1:55.029	65.72	12.694	14:02:21.934
2 -	31.974	42.075	28.807	1:42.856 (3)	73.50	0.521	14:04:04.790
3 -	31.556	<b>42.015</b>	29.107	1:42.678 (2)	73.63	0.343	14:05:47.468
4 -	<b>31.381</b>	42.867	29.241	1:43.489	73.05	1.154	14:07:30.957
5 -	31.526	42.197	<b>28.612</b>	<b>1:42.335 (1)</b>	<b>73.88</b>		<b>14:09:13.292</b>
6 -	31.604	42.435	28.963	1:43.002	73.40	0.667	14:10:56.294
7 -	31.924	42.452	28.958	1:43.334	73.16	0.999	14:12:39.628
8 -	31.805	42.234	29.217	1:43.256	73.22	0.921	14:14:22.884
9 -	32.328	42.943	29.654	1:44.925	72.05	2.590	14:16:07.809

# BRSCC Mazda MX-5 Clubman Championship

## RACE 1 - SECTOR ANALYSIS



SECTOR 1 = FL to I1, SECTOR 2 = I1 to I2, SECTOR 3 = I2 to FL, DIFF = Difference To Personal Best Lap, P = Crossed Finish Line in Pit Lane, D = Time Disallowed

P9		128 M	Del PAICE		Mazda MX-5 Mk1		
IDEAL LAP TIME : 1:42.450		BEST LAP TIME : 1:42.753		DIFFERENCE : 0.303			
LAP	SECTOR 1	SECTOR 2	SECTOR 3	LAP TIME	MPH	DIFF	TIME OF DAY
1 -		43.940	29.598	1:53.380	66.68	10.627	14:02:20.285
2 -	<b>31.592</b>	<b>42.119</b>	29.042	<b>1:42.753 (1)</b>	<b>73.58</b>		<b>14:04:03.038</b>
3 -	31.766	42.614	29.056	1:43.436 (3)	73.09	0.683	14:05:46.474
4 -	31.645	43.423	28.790	1:43.858	72.79	1.105	14:07:30.332
5 -	31.826	43.211	<b>28.739</b>	1:43.776	72.85	1.023	14:09:14.108
6 -	31.741	42.675	28.982	1:43.398 (2)	73.12	0.645	14:10:57.506
7 -	31.875	42.870	28.961	1:43.706	72.90	0.953	14:12:41.212
8 -	31.957	42.912	29.162	1:44.031	72.67	1.278	14:14:25.243
9 -	32.259	43.509	29.596	1:45.364	71.75	2.611	14:16:10.607

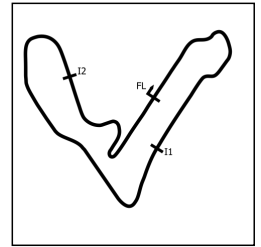
P10		500	Jordan PIMLEY		Mazda MX-5 Mk1		
IDEAL LAP TIME : 1:42.470		BEST LAP TIME : 1:42.889		DIFFERENCE : 0.419			
LAP	SECTOR 1	SECTOR 2	SECTOR 3	LAP TIME	MPH	DIFF	TIME OF DAY
1 -		44.735	29.765	1:57.141	64.54	14.252	14:02:24.046
2 -	32.730	42.635	28.867	1:44.232	72.53	1.343	14:04:08.278
3 -	32.421	42.490	29.779	1:44.690	72.21	1.801	14:05:52.968
4 -	32.491	44.342	29.442	1:46.275	71.14	3.386	14:07:39.243
5 -	<b>31.798</b>	42.950	29.123	1:43.871	72.78	0.982	14:09:23.114
6 -	32.062	42.530	<b>28.351</b>	1:42.943 (2)	73.44	0.054	14:11:06.057
7 -	32.048	<b>42.321</b>	28.520	<b>1:42.889 (1)</b>	<b>73.48</b>		<b>14:12:48.946</b>
8 -	31.932	42.685	28.745	1:43.362 (3)	73.14	0.473	14:14:32.308
9 -	32.136	42.868	28.637	1:43.641	72.95	0.752	14:16:15.949

P11		5 M	Nick LE DOYEN		Mazda MX-5 Mk1		
IDEAL LAP TIME : 1:42.098		BEST LAP TIME : 1:42.386		DIFFERENCE : 0.288			
LAP	SECTOR 1	SECTOR 2	SECTOR 3	LAP TIME	MPH	DIFF	TIME OF DAY
1 -		43.201	30.498	1:53.076	66.86	10.690	14:02:19.981
2 -	32.460	<b>42.030</b>	29.185	1:43.675	72.92	1.289	14:04:03.656
3 -	31.563	42.416	29.413	1:43.392 (3)	73.12	1.006	14:05:47.048
4 -	31.598	43.766	28.938	1:44.302	72.48	1.916	14:07:31.350
5 -	<b>31.374</b>	50.463	29.739	1:51.576	67.76	9.190	14:09:22.926
6 -	32.380	42.948	28.980	1:44.308	72.48	1.922	14:11:07.234
7 -	31.583	42.109	<b>28.694</b>	<b>1:42.386 (1)</b>	<b>73.84</b>		<b>14:12:49.620</b>
8 -	31.557	42.807	28.797	1:43.161 (2)	73.28	0.775	14:14:32.781
9 -	31.843	43.056	28.951	1:43.850	72.80	1.464	14:16:16.631

P12		9	Jamie TURNER		Mazda MX-5 Mk1		
IDEAL LAP TIME : 1:42.573		BEST LAP TIME : 1:42.586		DIFFERENCE : 0.013			
LAP	SECTOR 1	SECTOR 2	SECTOR 3	LAP TIME	MPH	DIFF	TIME OF DAY
1 -		44.436	29.775	1:57.743	64.21	15.157	14:02:24.648
2 -	32.222	43.471	29.215	1:44.908	72.06	2.322	14:04:09.556
3 -	32.007	<b>42.107</b>	29.710	1:43.824	72.82	1.238	14:05:53.380
4 -	32.406	43.609	30.039	1:46.054	71.29	3.468	14:07:39.434
5 -	31.973	42.898	30.006	1:44.877	72.09	2.291	14:09:24.311
6 -	32.110	42.205	29.274	1:43.589 (3)	72.98	1.003	14:11:07.900
7 -	<b>31.708</b>	42.120	<b>28.758</b>	<b>1:42.586 (1)</b>	<b>73.70</b>		<b>14:12:50.486</b>
8 -	32.020	42.168	29.164	1:43.352 (2)	73.15	0.766	14:14:33.838
9 -	31.967	42.303	29.413	1:43.683	72.92	1.097	14:16:17.521

# BRSCC Mazda MX-5 Clubman Championship

## RACE 1 - SECTOR ANALYSIS



SECTOR 1 = FL to I1, SECTOR 2 = I1 to I2, SECTOR 3 = I2 to FL, DIFF = Difference To Personal Best Lap, P = Crossed Finish Line in Pit Lane, D = Time Disallowed

P13 228		Jake PAICE		Mazda MX-5 Mk1			
IDEAL LAP TIME : 1:42.323		BEST LAP TIME : 1:42.672		DIFFERENCE : 0.349			
LAP	SECTOR 1	SECTOR 2	SECTOR 3	LAP TIME	MPH	DIFF	TIME OF DAY
1 -		44.429	30.406	1:56.472	64.91	13.800	14:02:23.777
2 -	31.851	49.780	29.670	1:51.301	67.92	8.629	14:04:14.678
3 -	<b>31.701</b>	43.104	29.226	1:44.031	72.67	1.359	14:05:58.709
4 -	32.331	42.358	29.311	1:44.000	72.69	1.328	14:07:42.709
5 -	32.451	42.971	28.993	1:44.415	72.40	1.743	14:09:27.124
6 -	32.012	41.973	28.744	1:42.729 (2)	73.59	0.057	14:11:09.853
7 -	31.831	42.164	29.568	1:43.563	73.00	0.891	14:12:53.416
8 -	31.780	42.309	28.878	1:42.967 (3)	73.42	0.295	14:14:36.383
9 -	32.050	<b>41.881</b>	<b>28.741</b>	<b>1:42.672 (1)</b>	<b>73.63</b>		<b>14:16:19.055</b>

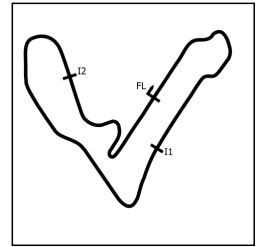
P14 59		Kevin BIRD		Mazda MX-5 Mk1			
IDEAL LAP TIME : 1:43.710		BEST LAP TIME : 1:43.892		DIFFERENCE : 0.182			
LAP	SECTOR 1	SECTOR 2	SECTOR 3	LAP TIME	MPH	DIFF	TIME OF DAY
1 -		44.379	30.221	1:55.806	65.28	11.914	14:02:22.711
2 -	<b>31.879</b>	43.473	29.678	1:45.030	71.98	1.138	14:04:07.741
3 -	31.927	43.240	29.865	1:45.032	71.98	1.140	14:05:52.773
4 -	32.523	43.917	29.339	1:45.779	71.47	1.887	14:07:38.552
5 -	32.139	43.820	29.616	1:45.575	71.61	1.683	14:09:24.127
6 -	32.450	42.904	29.386	1:44.740	72.18	0.848	14:11:08.867
7 -	32.061	<b>42.760</b>	<b>29.071</b>	<b>1:43.892 (1)</b>	<b>72.77</b>		<b>14:12:52.759</b>
8 -	31.990	43.111	29.481	1:44.582 (3)	72.29	0.690	14:14:37.341
9 -	32.152	42.964	29.276	1:44.392 (2)	72.42	0.500	14:16:21.733

P15 99		Russell HALLEY		Mazda MX-5 Mk1			
IDEAL LAP TIME : 1:42.889		BEST LAP TIME : 1:43.146		DIFFERENCE : 0.257			
LAP	SECTOR 1	SECTOR 2	SECTOR 3	LAP TIME	MPH	DIFF	TIME OF DAY
1 -		44.331	29.405	1:54.619	65.96	11.473	14:02:21.524
2 -	33.189	43.183	29.165	1:45.537	71.63	2.391	14:04:07.061
3 -	32.307	43.474	29.794	1:45.575	71.61	2.429	14:05:52.636
4 -	32.553	44.714	34.100	1:51.367	67.88	8.221	14:07:44.003
5 -	31.940	43.448	<b>28.784</b>	1:44.172	72.57	1.026	14:09:28.175
6 -	31.932	<b>42.318</b>	28.896	<b>1:43.146 (1)</b>	<b>73.30</b>		<b>14:11:11.321</b>
7 -	32.147	42.467	28.802	1:43.416 (3)	73.10	0.270	14:12:54.737
8 -	32.001	42.535	28.865	1:43.401 (2)	73.11	0.255	14:14:38.138
9 -	<b>31.787</b>	42.852	29.258	1:43.897	72.77	0.751	14:16:22.035

P16 722 M		Alan HAWKINS		Mazda MX-5 Mk1			
IDEAL LAP TIME : 1:43.744		BEST LAP TIME : 1:44.003		DIFFERENCE : 0.259			
LAP	SECTOR 1	SECTOR 2	SECTOR 3	LAP TIME	MPH	DIFF	TIME OF DAY
1 -		44.638	29.584	1:57.611	64.28	13.608	14:02:24.516
2 -	32.590	43.481	29.156	1:45.227	71.85	1.224	14:04:09.743
3 -	32.323	44.195	<b>29.080</b>	1:45.598	71.59	1.595	14:05:55.341
4 -	<b>31.969</b>	43.336	33.485	1:48.790	69.49	4.787	14:07:44.131
5 -	32.071	44.304	29.365	1:45.740	71.50	1.737	14:09:29.871
6 -	32.079	<b>42.695</b>	29.229	<b>1:44.003 (1)</b>	<b>72.69</b>		<b>14:11:13.874</b>
7 -	32.208	43.081	29.241	1:44.530 (3)	72.32	0.527	14:12:58.404
8 -	32.175	42.931	29.114	1:44.220 (2)	72.54	0.217	14:14:42.624
9 -	32.657	42.751	29.598	1:45.006	72.00	1.003	14:16:27.630

# BRSCC Mazda MX-5 Clubman Championship

## RACE 1 - SECTOR ANALYSIS



SECTOR 1 = FL to I1, SECTOR 2 = I1 to I2, SECTOR 3 = I2 to FL, DIFF = Difference To Personal Best Lap, P = Crossed Finish Line in Pit Lane, D = Time Disallowed

P17 18		Matthew GODDARD		Mazda MX-5 Mk1			
IDEAL LAP TIME : 1:43.125		BEST LAP TIME : 1:43.350		DIFFERENCE : 0.225			
LAP	SECTOR 1	SECTOR 2	SECTOR 3	LAP TIME	MPH	DIFF	TIME OF DAY
1 -		43.896	30.571	1:56.895	64.67	13.545	14:02:23.800
2 -	32.341	43.525	29.185	1:45.051	71.97	1.701	14:04:08.851
3 -	31.996	42.471	29.829	1:44.296	72.49	0.946	14:05:53.147
4 -	32.836	43.978	39.916	1:56.730	64.77	13.380	14:07:49.877
5 -	32.108	42.884	29.256	1:44.248 (3)	72.52	0.898	14:09:34.125
6 -	32.174	42.464	29.075	1:43.713 (2)	72.89	0.363	14:11:17.838
7 -	<b>31.689</b>	<b>42.454</b>	29.207	<b>1:43.350 (1)</b>	<b>73.15</b>		<b>14:13:01.188</b>
8 -	31.931	42.982	29.827	1:44.740	72.18	1.390	14:14:45.928
9 -	32.083	43.364	<b>28.982</b>	1:44.429	72.39	1.079	14:16:30.357

P18 24		Simon WATERFALL		Mazda MX-5 Mk1			
IDEAL LAP TIME : 1:43.909		BEST LAP TIME : 1:44.468		DIFFERENCE : 0.559			
LAP	SECTOR 1	SECTOR 2	SECTOR 3	LAP TIME	MPH	DIFF	TIME OF DAY
1 -		45.972	29.737	1:59.674	63.17	15.206	14:02:26.579
2 -	32.071	44.344	30.346	1:46.761	70.81	2.293	14:04:13.340
3 -	32.199	43.213	29.729	1:45.141 (3)	71.90	0.673	14:05:58.481
4 -	32.846	43.178	29.831	1:45.855	71.42	1.387	14:07:44.336
5 -	32.513	44.252	29.887	1:46.652	70.89	2.184	14:09:30.988
6 -	<b>31.938</b>	<b>42.439</b>	31.092	1:45.469	71.68	1.001	14:11:16.457
7 -	32.489	42.447	<b>29.532</b>	<b>1:44.468 (1)</b>	<b>72.37</b>		<b>14:13:00.925</b>
8 -	32.064	42.688	30.111	1:44.863 (2)	72.09	0.395	14:14:45.788
9 -	31.967	43.991	29.548	1:45.506	71.66	1.038	14:16:31.294

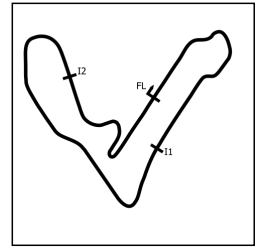
P19 3		Jordan HEAD		Mazda MX-5 Mk1			
IDEAL LAP TIME : 1:43.968		BEST LAP TIME : 1:44.459		DIFFERENCE : 0.491			
LAP	SECTOR 1	SECTOR 2	SECTOR 3	LAP TIME	MPH	DIFF	TIME OF DAY
1 -		44.331	29.789	1:58.333	63.89	13.874	14:02:25.238
2 -	32.807	44.878	29.610	1:47.295	70.46	2.836	14:04:12.533
3 -	32.400	43.332	<b>29.356</b>	1:45.088	71.94	0.629	14:05:57.621
4 -	32.197	43.178	29.390	1:44.765 (2)	72.16	0.306	14:07:42.386
5 -	33.550	45.022	29.454	1:48.026	69.98	3.567	14:09:30.412
6 -	<b>32.144</b>	<b>42.468</b>	29.847	<b>1:44.459 (1)</b>	<b>72.37</b>		<b>14:11:14.871</b>
7 -	32.970	42.955	29.386	1:45.311	71.79	0.852	14:13:00.182
8 -	32.396	43.179	29.421	1:44.996 (3)	72.00	0.537	14:14:45.178
9 -	32.469	45.552	30.457	1:48.478	69.69	4.019	14:16:33.656

P20 122 M		Robert GREENSMITH		Mazda MX-5 Mk1			
IDEAL LAP TIME : 1:43.642		BEST LAP TIME : 1:44.272		DIFFERENCE : 0.630			
LAP	SECTOR 1	SECTOR 2	SECTOR 3	LAP TIME	MPH	DIFF	TIME OF DAY
1 -		44.894	29.863	1:58.011	64.06	13.739	14:02:24.916
2 -	32.976	44.814	29.315	1:47.105	70.59	2.833	14:04:12.021
3 -	32.415	43.390	<b>29.014</b>	1:44.819	72.13	0.547	14:05:56.840
4 -	<b>31.908</b>	<b>42.720</b>	30.510	1:45.138	71.91	0.866	14:07:41.978
5 -	31.988	54.365	29.673	1:56.026	65.16	11.754	14:09:38.004
6 -	33.224	43.349	29.094	1:45.667	71.55	1.395	14:11:23.671
7 -	32.086	42.822	29.476	1:44.384 (2)	72.43	0.112	14:13:08.055
8 -	32.102	43.138	29.032	<b>1:44.272 (1)</b>	<b>72.50</b>		<b>14:14:52.327</b>
9 -	32.240	43.180	29.150	1:44.570 (3)	72.30	0.298	14:16:36.897



# BRSCC Mazda MX-5 Clubman Championship

## RACE 1 - SECTOR ANALYSIS



SECTOR 1 = FL to I1, SECTOR 2 = I1 to I2, SECTOR 3 = I2 to FL, DIFF = Difference To Personal Best Lap, P = Crossed Finish Line in Pit Lane, D = Time Disallowed

P21 577 M		Chris THELWELL		Mazda MX-5 Mk1			
IDEAL LAP TIME : 1:45.115		BEST LAP TIME : 1:45.763		DIFFERENCE : 0.648			
LAP	SECTOR 1	SECTOR 2	SECTOR 3	LAP TIME	MPH	DIFF	TIME OF DAY
1 -		44.679	30.198	2:00.698	62.64	14.935	14:02:27.603
2 -	<b>32.594</b>	45.016	30.436	1:48.046	69.97	2.283	14:04:15.649
3 -	32.760	43.924	29.658	1:46.342 (3)	71.09	0.579	14:06:01.991
4 -	32.857	43.598	<b>29.365</b>	1:45.820 (2)	71.44	0.057	14:07:47.811
5 -	32.974	43.918	30.208	1:47.100	70.59	1.337	14:09:34.911
6 -	33.579	43.533	29.669	1:46.781	70.80	1.018	14:11:21.692
7 -	33.018	43.191	30.280	1:46.489	70.99	0.726	14:13:08.181
8 -	32.876	<b>43.156</b>	29.731	<b>1:45.763 (1)</b>	<b>71.48</b>		<b>14:14:53.944</b>
9 -	33.234	43.975	30.017	1:47.226	70.51	1.463	14:16:41.170

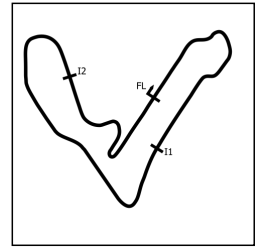
P22 888		Thomas DAVIS		Mazda MX-5 Mk1			
IDEAL LAP TIME : 1:44.871		BEST LAP TIME : 1:45.287		DIFFERENCE : 0.416			
LAP	SECTOR 1	SECTOR 2	SECTOR 3	LAP TIME	MPH	DIFF	TIME OF DAY
1 -		44.038	30.592	1:57.880	64.13	12.593	14:02:24.785
2 -	32.929	44.655	29.159	1:46.743	70.83	1.456	14:04:11.528
3 -	32.776	59.950	30.133	2:02.859	61.53	17.572	14:06:14.387
4 -	32.794	43.746	29.346	1:45.886 (2)	71.40	0.599	14:08:00.273
5 -	33.245	43.779	<b>29.081</b>	1:46.105 (3)	71.25	0.818	14:09:46.378
6 -	32.572	43.951	29.588	1:46.111	71.25	0.824	14:11:32.489
7 -	<b>32.244</b>	<b>43.546</b>	29.497	<b>1:45.287 (1)</b>	<b>71.80</b>		<b>14:13:17.776</b>
8 -	32.285	47.853	29.701	1:49.839	68.83	4.552	14:15:07.615
9 -	33.761	43.751	30.180	1:47.692	70.20	2.405	14:16:55.307

P23 74 M		Jason AISBETT		Mazda MX-5 Mk1			
IDEAL LAP TIME : 1:46.912		BEST LAP TIME : 1:47.613		DIFFERENCE : 0.701			
LAP	SECTOR 1	SECTOR 2	SECTOR 3	LAP TIME	MPH	DIFF	TIME OF DAY
1 -		45.113	34.477	2:04.725	60.61	17.112	14:02:31.630
2 -	33.742	45.563	30.306	1:49.611	68.97	1.998	14:04:21.241
3 -	33.113	46.707	31.291	1:51.111	68.04	3.498	14:06:12.352
4 -	33.686	45.837	29.989	1:49.512	69.03	1.899	14:08:01.864
5 -	33.377	44.644	<b>29.688</b>	1:47.709 (2)	70.19	0.096	14:09:49.573
6 -	<b>32.756</b>	45.579	29.942	1:48.277 (3)	69.82	0.664	14:11:37.850
7 -	33.026	<b>44.468</b>	30.119	<b>1:47.613 (1)</b>	<b>70.25</b>		<b>14:13:25.463</b>
8 -	32.882	45.055	30.342	1:48.279	69.82	0.666	14:15:13.742
9 -	33.018	45.504	30.532	1:49.054	69.32	1.441	14:17:02.796

P24 96		Peter BELL		Mazda MX-5 Mk1			
IDEAL LAP TIME : 1:44.145		BEST LAP TIME : 1:45.123		DIFFERENCE : 0.978			
LAP	SECTOR 1	SECTOR 2	SECTOR 3	LAP TIME	MPH	DIFF	TIME OF DAY
1 -		46.844	30.150	2:15.147	55.94	30.024	14:02:42.052
2 -	33.456	44.220	29.469	1:47.145	70.56	2.022	14:04:29.197
3 -	32.936	44.039	29.275	1:46.250	71.15	1.127	14:06:15.447
4 -	32.113	44.871	29.761	1:46.745	70.82	1.622	14:08:02.192
5 -	32.363	43.561	<b>29.199</b>	<b>1:45.123 (1)</b>	<b>71.92</b>		<b>14:09:47.315</b>
6 -	32.092	51.940	38.474	2:02.506	61.71	17.383	14:11:49.821
7 -	32.730	<b>42.888</b>	29.811	1:45.429 (2)	71.71	0.306	14:13:35.250
8 -	<b>32.058</b>	43.367	30.179	1:45.604 (3)	71.59	0.481	14:15:20.854
9 -	32.885	43.575	29.872	1:46.332	71.10	1.209	14:17:07.186

# BRSCC Mazda MX-5 Clubman Championship

## RACE 1 - SECTOR ANALYSIS



SECTOR 1 = FL to I1, SECTOR 2 = I1 to I2, SECTOR 3 = I2 to FL, DIFF = Difference To Personal Best Lap, P = Crossed Finish Line in Pit Lane, D = Time Disallowed

<b>P25 57 M Simon BROWNING</b>		<b>Mazda MX-5 Mk1</b>					
IDEAL LAP TIME : 1:47.261		BEST LAP TIME : 1:47.940		DIFFERENCE : 0.679			
LAP	SECTOR 1	SECTOR 2	SECTOR 3	LAP TIME	MPH	DIFF	TIME OF DAY
1 -		46.327	30.136	2:03.620	61.15	15.680	14:02:30.525
2 -	33.167	46.447	<b>29.951</b>	1:49.565	69.00	1.625	14:04:20.090
3 -	34.334	47.390	31.915	1:53.639	66.53	5.699	14:06:13.729
4 -	33.441	47.078	30.205	1:50.724	68.28	2.784	14:08:04.453
5 -	32.951	45.329	30.410	1:48.690 <b>(3)</b>	69.56	0.750	14:09:53.143
6 -	33.879	46.774	31.894	1:52.547	67.17	4.607	14:11:45.690
7 -	33.049	45.455	30.876	1:49.380	69.12	1.440	14:13:35.070
<b>8 -</b>	<b>33.312</b>	<b>44.542</b>	30.086	<b>1:47.940 (1)</b>	<b>70.04</b>		<b>14:15:23.010</b>
9 -	<b>32.768</b>	45.194	30.182	1:48.144 <b>(2)</b>	69.91	0.204	14:17:11.154

<b>P26 66 M David SCULLER</b>		<b>Mazda MX-5 Mk1</b>					
IDEAL LAP TIME : 1:48.885		BEST LAP TIME : 1:48.885		DIFFERENCE : 0.000			
LAP	SECTOR 1	SECTOR 2	SECTOR 3	LAP TIME	MPH	DIFF	TIME OF DAY
1 -		46.212	30.501	2:02.417	61.76	13.532	14:02:29.322
2 -	33.952	46.097	30.384	1:50.433 <b>(3)</b>	68.46	1.548	14:04:19.755
3 -	33.908	46.964	32.280	1:53.152	66.81	4.267	14:06:12.907
4 -	33.935	46.347	30.620	1:50.902	68.17	2.017	14:08:03.809
<b>5 -</b>	<b>33.331</b>	<b>45.174</b>	<b>30.380</b>	<b>1:48.885 (1)</b>	<b>69.43</b>		<b>14:09:52.694</b>
6 -	34.063	46.421	30.956	1:51.440	67.84	2.555	14:11:44.134
7 -	34.027	45.734	33.488	1:53.249	66.76	4.364	14:13:37.383
8 -	34.273	46.345	31.060	1:51.678	67.70	2.793	14:15:29.061
9 -	34.110	45.806	30.425	1:50.341 <b>(2)</b>	68.52	1.456	14:17:19.402

<b>P27 178 M Kevin DENGATE</b>		<b>Mazda MX-5 Mk1</b>					
IDEAL LAP TIME : 1:43.432		BEST LAP TIME : 1:44.824		DIFFERENCE : 1.392			
LAP	SECTOR 1	SECTOR 2	SECTOR 3	LAP TIME	MPH	DIFF	TIME OF DAY
1 -		44.619	29.932	1:56.741	64.76	11.917	14:02:23.646
<b>2 -</b>	<b>32.208</b>	<b>42.708</b>	29.908	<b>1:44.824 (1)</b>	<b>72.12</b>		<b>14:04:08.470</b>
3 -	33.505	43.320	<b>29.041</b>	1:45.866 <b>(2)</b>	71.41	1.042	14:05:54.336
4 -	31.931	43.891	31.060	1:46.882 <b>(3)</b>	70.73	2.058	14:07:41.218
5 -	<b>31.683</b>	49.815	29.613	1:51.111	68.04	6.287	14:09:32.329
6 -	39.397	47.810	IN PIT	1:58.981 <b>P</b>	63.54	14.157	14:11:31.310

# BRSCC Mazda MX-5 Clubman Championship

## RACE 1 - BEST SECTORS

SECTOR 1			SECTOR 2			SECTOR 3			IDEAL / BEST COMPARISON						
POS	NO	NAME	TIME	NO	NAME	TIME	NO	NAME	TIME	POS	NO	NAME	IDEAL	BEST	DIFF
													<b>PERFECT LAP</b>	<b>1:40.585</b>	
1	73	PARRY	31.031	21	FLETCHER	41.474	42	BATEMAN	28.080	1	73	PARRY	1:40.997	1:41.436	0.439
2	50	PETHICK	31.174	73	PARRY	41.478	50	PETHICK	28.157	2	8	DEANE	1:41.123	1:41.343	0.220
3	21	FLETCHER	31.223	8	DEANE	41.558	8	DEANE	28.334	3	50	PETHICK	1:41.127	1:41.464	0.337
4	8	DEANE	31.231	50	PETHICK	41.796	500	PIMLEY	28.351	4	21	FLETCHER	1:41.172	1:41.387	0.215
5	70	PEARCE	31.255	42	BATEMAN	41.858	101	MCDONALD	28.384	5	42	BATEMAN	1:41.259	1:41.512	0.253
6	42	BATEMAN	31.321	228	PAICE	41.881	21	FLETCHER	28.475	6	101	MCDONALD	1:41.653	1:41.836	0.183
7	101	MCDONALD	31.324	101	MCDONALD	41.945	73	PARRY	28.488	7	70	PEARCE	1:41.878	1:41.878	0.000
8	5	LE DOYEN	31.374	11	GREENSMITH	42.015	70	PEARCE	28.604	8	11	GREENSMITH	1:42.008	1:42.335	0.327
9	11	GREENSMITH	31.381	70	PEARCE	42.019	11	GREENSMITH	28.612	9	5	LE DOYEN	1:42.098	1:42.386	0.288
10	128	PAICE	31.592	5	LE DOYEN	42.030	5	LE DOYEN	28.694	10	228	PAICE	1:42.323	1:42.672	0.349
11	178	DENGATE	31.683	9	TURNER	42.107	128	PAICE	28.739	11	128	PAICE	1:42.450	1:42.753	0.303
12	18	GODDARD	31.689	128	PAICE	42.119	228	PAICE	28.741	12	500	PIMLEY	1:42.470	1:42.889	0.419
13	228	PAICE	31.701	99	HALLEY	42.318	9	TURNER	28.758	13	9	TURNER	1:42.573	1:42.586	0.013
14	9	TURNER	31.708	500	PIMLEY	42.321	99	HALLEY	28.784	14	99	HALLEY	1:42.889	1:43.146	0.257
15	99	HALLEY	31.787	24	WATERFALL	42.439	18	GODDARD	28.982	15	18	GODDARD	1:43.125	1:43.350	0.225
16	500	PIMLEY	31.798	18	GODDARD	42.454	122	GREENSMITH	29.014	16	178	DENGATE	1:43.432	1:44.824	1.392
17	59	BIRD	31.879	3	HEAD	42.468	178	DENGATE	29.041	17	122	GREENSMITH	1:43.642	1:44.272	0.630
18	122	GREENSMITH	31.908	722	HAWKINS	42.695	59	BIRD	29.071	18	59	BIRD	1:43.710	1:43.892	0.182
19	24	WATERFALL	31.938	178	DENGATE	42.708	722	HAWKINS	29.080	19	722	HAWKINS	1:43.744	1:44.003	0.259
20	722	HAWKINS	31.969	122	GREENSMITH	42.720	888	DAVIS	29.081	20	24	WATERFALL	1:43.909	1:44.468	0.559
21	96	BELL	32.058	59	BIRD	42.760	96	BELL	29.199	21	3	HEAD	1:43.968	1:44.459	0.491
22	3	HEAD	32.144	96	BELL	42.888	3	HEAD	29.356	22	96	BELL	1:44.145	1:45.123	0.978
23	888	DAVIS	32.244	577	THELWELL	43.156	577	THELWELL	29.365	23	888	DAVIS	1:44.871	1:45.287	0.416
24	577	THELWELL	32.594	888	DAVIS	43.546	24	WATERFALL	29.532	24	577	THELWELL	1:45.115	1:45.763	0.648
25	74	AISBETT	32.756	74	AISBETT	44.468	74	AISBETT	29.688	25	74	AISBETT	1:46.912	1:47.613	0.701
26	57	BROWNING	32.768	57	BROWNING	44.542	57	BROWNING	29.951	26	57	BROWNING	1:47.261	1:47.940	0.679
27	66	SCOULLER	33.331	66	SCOULLER	45.174	66	SCOULLER	30.380	27	66	SCOULLER	1:48.885	1:48.885	0.000

# BRSCC Mazda MX-5 Clubman Championship

## RACE 1 - STATISTICS

**Competitors Started** 27  
**Planned Start** 2023-05-06 @ 13:55:00.000  
**Actual Start** 2023-05-06 @ 14:00:26.904  
**Finish Time** 2023-05-06 @ 14:15:53.748  
**Track Length** 2.1001mi.  
**Total Laps** 240  
**Total Distance Covered** 504.0413mi.

### Session Fastest Lap History

NO	CL	NAME	LAP TIME	TIME OF DAY	LAP	VEHICLE
8		Harry DEANE	1:49.601	14:02:16.526	1	Mazda MX-5 Mk1
8		Harry DEANE	1:42.552	14:03:59.077	2	Mazda MX-5 Mk1
21		Matthew FLETCHER	1:42.505	14:04:00.140	2	Mazda MX-5 Mk1
42	M	Paul BATEMAN	1:42.471	14:04:00.383	2	Mazda MX-5 Mk1
8		Harry DEANE	1:42.136	14:07:27.538	4	Mazda MX-5 Mk1
42	M	Paul BATEMAN	1:41.915	14:09:07.674	5	Mazda MX-5 Mk1
21		Matthew FLETCHER	1:41.665	14:09:08.182	5	Mazda MX-5 Mk1
42	M	Paul BATEMAN	1:41.512	14:10:49.186	6	Mazda MX-5 Mk1
8		Harry DEANE	1:41.459	14:10:50.790	6	Mazda MX-5 Mk1
73		Beau PARRY	1:41.436	14:10:51.884	6	Mazda MX-5 Mk1
21		Matthew FLETCHER	1:41.387	14:12:31.138	7	Mazda MX-5 Mk1
8		Harry DEANE	1:41.343	14:12:32.133	7	Mazda MX-5 Mk1

### Session Leader History

NO	CL	NAME	FROM LAP	LAPS LED	DISTANCE	VEHICLE
8		Harry DEANE	1	2	4.20 miles	Mazda MX-5 Mk1
50		Jon PETHICK	3	1	2.10 miles	Mazda MX-5 Mk1
42	M	Paul BATEMAN	4	6	12.60 miles	Mazda MX-5 Mk1

### Flag History

TYPE	TIME OF DAY
GREEN	14:00:26.904
FINISH	14:15:53.748

### Flag Statistics

TYPE	COUNT	TOTAL LAPS	TOTAL TIME
Green	1	9	17:00.668
Red	0	0	0.000
Safety Car	0	0	0.000
FCY	0	0	0.000

# BRSCC Mazda MX-5 Clubman Championship

## RACE 1 - STATISTICS

CLASS :

14 Starters

### Fastest Lap History

NO	NAME	LAP TIME	TIME OF DAY	LAP	VEHICLE
8	Harry DEANE	1:49.601	14:02:16.526	1	Mazda MX-5 Mk1
8	Harry DEANE	1:42.552	14:03:59.077	2	Mazda MX-5 Mk1
21	Matthew FLETCHER	1:42.505	14:04:00.140	2	Mazda MX-5 Mk1
8	Harry DEANE	1:42.136	14:07:27.538	4	Mazda MX-5 Mk1
21	Matthew FLETCHER	1:41.665	14:09:08.182	5	Mazda MX-5 Mk1
21	Matthew FLETCHER	1:41.566	14:10:49.750	6	Mazda MX-5 Mk1
50	Jon PETHICK	1:41.544	14:10:50.072	6	Mazda MX-5 Mk1
8	Harry DEANE	1:41.459	14:10:50.790	6	Mazda MX-5 Mk1
73	Beau PARRY	1:41.436	14:10:51.884	6	Mazda MX-5 Mk1
21	Matthew FLETCHER	1:41.387	14:12:31.138	7	Mazda MX-5 Mk1
8	Harry DEANE	1:41.343	14:12:32.133	7	Mazda MX-5 Mk1

### Leader History

NO	NAME	FROM LAP	LAPS LED	DISTANCE	VEHICLE
8	Harry DEANE	1	2	4.20 miles	Mazda MX-5 Mk1
50	Jon PETHICK	3	1	2.10 miles	Mazda MX-5 Mk1
21	Matthew FLETCHER	4	6	12.60 miles	Mazda MX-5 Mk1

# BRSCC Mazda MX-5 Clubman Championship

## RACE 1 - STATISTICS

CLASS : M

13 Starters

### Fastest Lap History


NO	NAME	LAP TIME	TIME OF DAY	LAP	VEHICLE
42	Paul BATEMAN	<b>1:50.987</b>	14:02:17.913	1	Mazda MX-5 Mk1
42	Paul BATEMAN	<b>1:42.471</b>	14:04:00.383	2	Mazda MX-5 Mk1
42	Paul BATEMAN	<b>1:41.915</b>	14:09:07.674	5	Mazda MX-5 Mk1
42	Paul BATEMAN	<b>1:41.512</b>	14:10:49.186	6	Mazda MX-5 Mk1

### Leader History

NO	NAME	FROM LAP	LAPS LED	DISTANCE	VEHICLE
42	Paul BATEMAN	1	9	18.90 miles	Mazda MX-5 Mk1

# BRSCC Mazda MX-5 Clubman Championship

## RACE 6 - GRID (15 minutes) - AMENDED 2

ROW 14	27	228	Jake PAICE			
ROW 13	25	66	David SCOLLER	26	178	Kevin DENGATE
ROW 12	23	96	Peter BELL	24	57	Simon BROWNING
ROW 11	21	888	Thomas DAVIS	22	74	Jason AISBETT
ROW 10	19	122	Robert GREENSMITH	20	577	Chris THELWELL
ROW 9	17	24	Simon WATERFALL	18	3	Jordan HEAD
ROW 8	15	18	Matthew GODDARD	16	99	Russell HALLEY
ROW 7	13	59	Kevin BIRD	14	722	Alan HAWKINS
ROW 6	11	5	Nick LE DOYEN	12	9	Jamie TURNER
ROW 5	9	128	Del PAICE	10	500	Jordan PIMLEY
ROW 4	7	70	Michael PEARCE	8	11	Jonathan GREENSMITH
ROW 3	5	73	Beau PARRY	6	101	Hayden MCDONALD
ROW 2	3	50	Jon PETHICK	4	8	Harry DEANE
ROW 1	1	42	Paul BATEMAN	2	21	Matthew FLETCHER
<b>Pole</b>						
						

Croft: 2.1001 miles

These results are provisional until the conclusion of any judicial and technical matters.

Clerk Of Course :	Stewards :	Timekeeper : Sarah Evans
-------------------	------------	--------------------------

Results can be found at [www.tsl-timing.com](http://www.tsl-timing.com)

Printed - 15:25 Saturday, 06 May 2023

# BRSCC Mazda MX-5 Clubman Championship

## RACE 6 - CLASSIFICATION

POS	NO	CL	PIC NAME	ENTRY	LAPS	TIME	GAP	DIFF	MPH	BEST	ON
1	21		1 Matthew FLETCHER	Mazda MX-5 Mk1	9	15:20.707			73.90	1:41.042	3
2	50		2 Jon PETHICK	Mazda MX-5 Mk1	9	15:21.700	0.993	0.993	73.82	1:41.002	3
3	8		3 Harry DEANE	Mazda MX-5 Mk1	9	15:22.465	1.758	0.765	73.76	1:40.849	2
4	73		4 Beau PARRY	Mazda MX-5 Mk1	9	15:24.888	4.181	2.423	73.57	1:40.655	6
5	101	M	1 Hayden MCDONALD	Mazda MX-5 Mk1	9	15:27.452	6.745	2.564	73.36	1:41.582	3
6	500		5 Jordan PIMLEY	Mazda MX-5 Mk1	9	15:29.693	8.986	2.241	73.19	1:41.600	2
7	11	M	2 Jonathan GREENSMITH	Mazda MX-5 Mk1	9	15:29.723	9.016	0.030	73.18	1:41.655	3
8	5	M	3 Nick LE DOYEN	Mazda MX-5 Mk1	9	15:33.126	12.419	3.403	72.92	1:41.942	2
9	70	M	4 Michael PEARCE	Mazda MX-5 Mk1	9	15:33.378	12.671	0.252	72.90	1:42.106	3
10	128	M	5 Del PAICE	Mazda MX-5 Mk1	9	15:34.044	13.337	0.666	72.85	1:42.005	3
11	42	M	6 Paul BATEMAN	Mazda MX-5 Mk1	9	15:37.616	16.909	3.572	72.57	1:41.558	6
12	722	M	7 Alan HAWKINS	Mazda MX-5 Mk1	9	15:46.066	25.359	8.450	71.92	1:43.116	2
13	59		6 Kevin BIRD	Mazda MX-5 Mk1	9	15:48.870	28.163	2.804	71.71	1:43.488	6
14	122	M	8 Robert GREENSMITH	Mazda MX-5 Mk1	9	15:50.132	29.425	1.262	71.61	1:43.390	6
15	99		7 Russell HALLEY	Mazda MX-5 Mk1	9	15:52.214	31.507	2.082	71.46	1:43.732	8
16	18		8 Matthew GODDARD	Mazda MX-5 Mk1	9	15:53.796	33.089	1.582	71.34	1:42.412	9
17	9		9 Jamie TURNER	Mazda MX-5 Mk1	9	15:53.954	33.247	0.158	71.33	1:43.535	3
18	888		10 Thomas DAVIS	Mazda MX-5 Mk1	9	15:56.096	35.389	2.142	71.17	1:43.403	6
19	3		11 Jordan HEAD	Mazda MX-5 Mk1	9	15:56.736	36.029	0.640	71.12	1:43.611	4
20	24		12 Simon WATERFALL	Mazda MX-5 Mk1	9	15:57.400	36.693	0.664	71.07	1:43.857	3
21	96		13 Peter BELL	Mazda MX-5 Mk1	9	15:58.042	37.335	0.642	71.02	1:43.782	6
22	577	M	9 Chris THELWELL	Mazda MX-5 Mk1	9	16:09.201	48.494	11.159	70.20	1:45.679	4
23	57	M	10 Simon BROWNING	Mazda MX-5 Mk1	9	16:40.897	1:20.190	31.696	67.98	1:48.362	2
24	66	M	11 David SCOULLER	Mazda MX-5 Mk1	9	16:41.604	1:20.897	0.707	67.93	1:48.500	4

### NOT CLASSIFIED

DNF	228		Jake PAICE	Mazda MX-5 Mk1	7	12:27.064	2 Laps	2 Laps	70.84	1:43.734	2
DNF	74	M	Jason AISBETT	Mazda MX-5 Mk1	7	13:07.061	2 Laps	39.997	67.24	1:47.156	2

### FASTEST LAP

	73		Beau PARRY	Mazda MX-5 Mk1	6	1:40.655			75.11 mph	120.88 kph	
	42	M	Paul BATEMAN	Mazda MX-5 Mk1	6	1:41.558			74.44 mph	119.80 kph	

Weather / Track : Cloudy / Dry

These results are provisional until the conclusion of any judicial and technical matters.

Race Distance: 9 Laps / 18.90 miles

Croft: 2.1001 miles

Date: 06/05/2023 Start: 17:35 Finish: 17:50

Clerk Of Course :	Stewards :	Timekeeper : Sarah Evans
-------------------	------------	--------------------------

Results can be found at [www.tsl-timing.com](http://www.tsl-timing.com)

Printed - 17:54 Saturday, 06 May 2023



# BRSCC Mazda MX-5 Clubman Championship

## RACE 6 - LAP CHART

LAP 1 @ 17:37:09.468			LAP 2 @ 17:38:50.931			LAP 3 @ 17:40:31.973			LAP 4 @ 17:42:13.206			LAP 5 @ 17:43:55.079		
NO	BEHIND	LAP TIME	NO	BEHIND	LAP TIME	NO	BEHIND	LAP TIME	NO	BEHIND	LAP TIME	NO	BEHIND	LAP TIME
21		1:47.847	21		1:41.463	21		1:41.042	21		1:41.233	50		1:41.445
50	0.219	1:48.066	50	0.552	1:41.796	50	0.512	1:41.002	50	0.428	1:41.149	21	0.002	1:41.875
101	1.158	1:49.005	8	0.929	1:40.849	8	1.015	1:41.128	8	0.975	1:41.193	8	0.627	1:41.525
8	1.543	1:49.390	101	1.755	1:42.060	101	2.295	1:41.582	73	3.718	1:41.597	73	2.900	1:41.055
73	2.691	1:50.538	73	3.407	1:42.179	73	3.354	1:40.989	101	4.458	1:43.396	101	4.183	1:41.598
11	3.280	1:51.127	11	3.977	1:42.160	11	4.590	1:41.655	500	5.812	1:42.205	500	5.834	1:41.895
500	4.126	1:51.973	500	4.263	1:41.600	500	4.840	1:41.619	11	6.662	1:43.305	11	6.999	1:42.210
128	4.427	1:52.274	128	5.120	1:42.156	128	6.083	1:42.005	128	7.205	1:42.355	70	8.333	1:42.520
70	4.765	1:52.612	70	5.686	1:42.384	70	6.750	1:42.106	70	7.686	1:42.169	5	8.959	1:42.519
5	5.792	1:53.639	5	6.271	1:41.942	5	7.219	1:41.990	5	8.313	1:42.327	128	10.040	1:44.708
722	6.593	1:54.440	722	8.246	1:43.116	722	10.338	1:43.134	722	13.378	1:44.273	42	15.731	1:43.437
59	6.697	1:54.544	9	9.506	1:44.074	9	11.999	1:43.535	42	14.167	1:43.005	722	16.920	1:45.415
9	6.895	1:54.742	59	9.943	1:44.709	42	12.395	1:42.551	122	16.186	1:44.147	59	19.253	1:44.792
122	7.084	1:54.931	122	10.155	1:44.534	59	13.040	1:44.139	59	16.334	1:44.527	122	19.627	1:45.314
42	7.467	1:55.314	888	10.661	1:44.141	122	13.272	1:44.159	888	16.495	1:43.588	3	21.536	1:46.331
888	7.983	1:55.830	42	10.886	1:44.882	888	14.140	1:44.521	3	17.078	1:43.611	9	21.613	1:44.503
3	8.567	1:56.414	3	11.337	1:44.233	3	14.700	1:44.405	18	17.587	1:43.676	228	21.725	1:44.869
18	8.641	1:56.488	228	11.602	1:43.734	18	15.144	1:44.046	228	18.729	1:44.632	99	21.885	1:43.907
99	9.031	1:56.878	18	12.140	1:44.962	228	15.330	1:44.770	9	18.983	1:48.217	24	22.102	1:44.364
228	9.331	1:57.178	99	12.500	1:44.932	99	15.845	1:44.387	24	19.611	1:44.102	96	24.449	1:45.176
96	10.058	1:57.905	24	13.927	1:44.680	24	16.742	1:43.857	99	19.851	1:45.239	18	25.520	1:49.806
24	10.710	1:58.557	96	14.092	1:45.497	96	17.850	1:44.800	96	21.146	1:44.529	888	26.066	1:51.444
577	11.475	1:59.322	577	16.579	1:46.567	577	22.071	1:46.534	577	26.517	1:45.679	577	30.399	1:45.755
74	13.272	2:01.119	74	18.965	1:47.156	74	25.878	1:47.955	74	32.112	1:47.467	74	43.699	1:53.460
57	13.885	2:01.732	57	20.784	1:48.362	57	28.749	1:49.007	57	37.482	1:49.966	66	44.583	1:48.549
66	14.737	2:02.584	66	22.626	1:49.352	66	30.640	1:49.056	66	37.907	1:48.500	57	45.632	1:50.023

# BRSCC Mazda MX-5 Clubman Championship

## RACE 6 - LAP CHART

LAP 6 @ 17:45:37.218			LAP 7 @ 17:47:18.892			LAP 8 @ 17:49:00.626			LAP 9 @ 17:50:42.328		
NO	BEHIND	LAP TIME	NO	BEHIND	LAP TIME	NO	BEHIND	LAP TIME	NO	BEHIND	LAP TIME
21		1:42.137	21		1:41.674	21		1:41.734	21		1:41.702
50	0.166	1:42.305	50	1.011	1:42.519	50	0.982	1:41.705	50	0.993	1:41.713
8	0.699	1:42.211	8	1.505	1:42.480	8	1.544	1:41.773	8	1.758	1:41.916
73	1.416	1:40.655	73	2.629	1:42.887	73	3.260	1:42.365	73	4.181	1:42.623
101	3.932	1:41.888	101	4.125	1:41.867	101	4.723	1:42.332	101	6.745	1:43.724
500	5.565	1:41.870	500	5.620	1:41.729	500	7.537	1:43.651	500	8.986	1:43.151
11	6.940	1:42.080	11	7.145	1:41.879	11	8.019	1:42.608	11	9.016	1:42.699
70	8.370	1:42.176	70	9.096	1:42.400	5	10.859	1:43.251	5	12.419	1:43.262
5	8.852	1:42.032	5	9.342	1:42.164	70	10.999	1:43.637	70	12.671	1:43.374
128	10.192	1:42.291	128	10.808	1:42.290	128	11.820	1:42.746	128	13.337	1:43.219
42	15.150	1:41.558	42	15.062	1:41.586	42	16.055	1:42.727	42	16.909	1:42.556
722	17.907	1:43.126	722	20.314	1:44.081	722	23.178	1:44.598	722	25.359	1:43.883
59	20.602	1:43.488	59	23.004	1:44.076	59	25.638	1:44.368	59	28.163	1:44.227
122	20.878	1:43.390	122	23.353	1:44.149	122	26.449	1:44.830	122	29.425	1:44.678
9	23.363	1:43.889	9	26.117	1:44.428	99	28.659	1:43.732	99	31.507	1:44.550
228	23.516	1:43.930	99	26.661	1:44.476	9	30.063	1:45.680	18	33.089	1:42.412
99	23.859	1:44.113	3	28.175	1:44.995	18	32.379	1:44.848	9	33.247	1:44.886
3	24.854	1:45.457	24	28.995	1:45.372	24	33.206	1:45.945	888	35.389	1:43.807
24	25.297	1:45.334	18	29.265	1:44.431	888	33.284	1:45.380	3	36.029	1:44.311
96	26.092	1:43.782	96	29.501	1:45.083	3	33.420	1:46.979	24	36.693	1:45.189
18	26.508	1:43.127	888	29.638	1:43.982	96	34.335	1:46.568	96	37.335	1:44.702
888	27.330	1:43.403	228	29.793	1:47.951 P	577	43.707	1:46.095	577	48.494	1:46.489
577	34.122	1:45.862	577	39.346	1:46.898	66	1:10.412	1:52.064	57	1:20.190	1:50.799
66	51.713	1:49.269	66	1:00.082	1:50.043	57	1:11.093	1:50.981	66	1:20.897	1:52.187
57	52.401	1:48.908	57	1:01.846	1:51.119						
74	58.623	1:57.063	74	1:09.790	1:52.841 P						

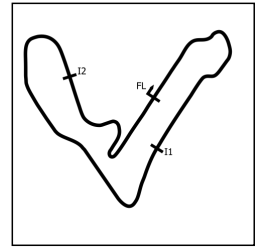
# BRSCC Mazda MX-5 Clubman Championship

## RACE 6 - POSITION CHART

No	Name	Lap Pos										
			1	2	3	4	5	6	7	8	9	
42	BATEMAN	1	21	21	21	21	50	21	21	21	21	
21	FLETCHER	2	50	50	50	50	21	50	50	50	50	
50	PETHICK	3	101	8	8	8	8	8	8	8	8	
8	DEANE	4	8	101	101	73	73	73	73	73	73	
73	PARRY	5	73	73	73	101	101	101	101	101	101	
101	MCDONALD	6	11	11	11	500	500	500	500	500	500	
70	PEARCE	7	500	500	500	11	11	11	11	11	11	
11	GREENSMITH	8	128	128	128	128	70	70	70	5	5	
128	PAICE	9	70	70	70	70	5	5	5	70	70	
500	PIMLEY	10	5	5	5	5	128	128	128	128	128	
5	LE DOYEN	11	722	722	722	722	42	42	42	42	42	
9	TURNER	12	59	9	9	42	722	722	722	722	722	
59	BIRD	13	9	59	42	122	59	59	59	59	59	
722	HAWKINS	14	122	122	59	59	122	122	122	122	122	
18	GODDARD	15	42	888	122	888	3	9	9	99	99	
99	HALLEY	16	888	42	888	3	9	228	99	9	18	
24	WATERFALL	17	3	3	3	18	228	99	3	18	9	
3	HEAD	18	18	228	18	228	99	3	24	24	888	
122	GREENSMITH	19	99	18	228	9	24	24	18	888	3	
577	THELWELL	20	228	99	99	24	96	96	96	3	24	
888	DAVIS	21	96	24	24	99	18	18	888	96	96	
74	AISBETT	22	24	96	96	96	888	888	228	577	577	
96	BELL	23	577	577	577	577	577	577	577	66	57	
57	BROWNING	24	74	74	74	74	74	66	66	57	66	
66	SCOULLER	25	57	57	57	57	66	57	57			
228	PAICE	26	66	66	66	66	57	74	74			

# BRSCC Mazda MX-5 Clubman Championship

## RACE 6 - SECTOR ANALYSIS



SECTOR 1 = FL to I1, SECTOR 2 = I1 to I2, SECTOR 3 = I2 to FL, DIFF = Difference To Personal Best Lap, P = Crossed Finish Line in Pit Lane, D = Time Disallowed

P1 21		Matthew FLETCHER		Mazda MX-5 Mk1			
IDEAL LAP TIME : 1:40.998		BEST LAP TIME : 1:41.042		DIFFERENCE : 0.044			
LAP	SECTOR 1	SECTOR 2	SECTOR 3	LAP TIME	MPH	DIFF	TIME OF DAY
1 -		41.590	28.528	1:47.847	70.10	6.805	17:37:09.468
2 -	31.517	41.567	28.379	1:41.463 (3)	74.51	0.421	17:38:50.931
3 -	<b>31.324</b>	<b>41.313</b>	28.405	<b>1:41.042 (1)</b>	<b>74.82</b>		<b>17:40:31.973</b>
4 -	31.412	41.393	28.428	1:41.233 (2)	74.68	0.191	17:42:13.206
5 -	31.349	41.689	28.837	1:41.875	74.21	0.833	17:43:55.081
6 -	31.837	41.681	28.619	1:42.137	74.02	1.095	17:45:37.218
7 -	31.561	41.752	<b>28.361</b>	1:41.674	74.36	0.632	17:47:18.892
8 -	31.525	41.769	28.440	1:41.734	74.31	0.692	17:49:00.626
9 -	31.716	41.585	28.401	1:41.702	74.34	0.660	17:50:42.328

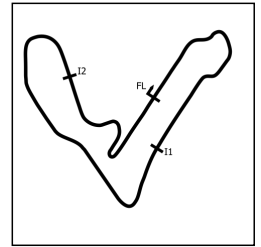
P2 50		Jon PETHICK		Mazda MX-5 Mk1			
IDEAL LAP TIME : 1:40.695		BEST LAP TIME : 1:41.002		DIFFERENCE : 0.307			
LAP	SECTOR 1	SECTOR 2	SECTOR 3	LAP TIME	MPH	DIFF	TIME OF DAY
1 -		41.363	28.295	1:48.066	69.96	7.064	17:37:09.687
2 -	31.650	41.618	28.528	1:41.796	74.27	0.794	17:38:51.483
3 -	31.342	<b>41.274</b>	28.386	<b>1:41.002 (1)</b>	<b>74.85</b>		<b>17:40:32.485</b>
4 -	31.176	41.681	<b>28.292</b>	1:41.149 (2)	74.74	0.147	17:42:13.634
5 -	<b>31.129</b>	41.862	28.454	1:41.445 (3)	74.52	0.443	17:43:55.079
6 -	31.948	42.050	28.307	1:42.305	73.90	1.303	17:45:37.384
7 -	31.700	42.114	28.705	1:42.519	73.74	1.517	17:47:19.903
8 -	31.421	41.564	28.720	1:41.705	74.33	0.703	17:49:01.608
9 -	31.383	41.698	28.632	1:41.713	74.33	0.711	17:50:43.321

P3 8		Harry DEANE		Mazda MX-5 Mk1			
IDEAL LAP TIME : 1:40.624		BEST LAP TIME : 1:40.849		DIFFERENCE : 0.225			
LAP	SECTOR 1	SECTOR 2	SECTOR 3	LAP TIME	MPH	DIFF	TIME OF DAY
1 -		41.634	28.331	1:49.390	69.11	8.541	17:37:11.011
2 -	31.100	41.529	<b>28.220</b>	<b>1:40.849 (1)</b>	<b>74.96</b>		<b>17:38:51.860</b>
3 -	31.319	<b>41.348</b>	28.461	1:41.128 (2)	74.76	0.279	17:40:32.988
4 -	<b>31.056</b>	41.586	28.551	1:41.193 (3)	74.71	0.344	17:42:14.181
5 -	31.135	41.936	28.454	1:41.525	74.47	0.676	17:43:55.706
6 -	31.554	42.158	28.499	1:42.211	73.97	1.362	17:45:37.917
7 -	31.495	41.976	29.009	1:42.480	73.77	1.631	17:47:20.397
8 -	31.225	41.618	28.930	1:41.773	74.28	0.924	17:49:02.170
9 -	31.440	41.615	28.861	1:41.916	74.18	1.067	17:50:44.086

P4 73		Beau PARRY		Mazda MX-5 Mk1			
IDEAL LAP TIME : 1:40.350		BEST LAP TIME : 1:40.655		DIFFERENCE : 0.305			
LAP	SECTOR 1	SECTOR 2	SECTOR 3	LAP TIME	MPH	DIFF	TIME OF DAY
1 -		42.131	28.719	1:50.538	68.39	9.883	17:37:12.159
2 -	31.577	41.798	28.804	1:42.179	73.99	1.524	17:38:54.338
3 -	31.349	41.223	28.417	1:40.989 (2)	74.86	0.334	17:40:35.327
4 -	31.032	41.482	29.083	1:41.597	74.41	0.942	17:42:16.924
5 -	31.302	41.439	<b>28.314</b>	1:41.055 (3)	74.81	0.400	17:43:57.979
6 -	31.059	<b>41.130</b>	28.466	<b>1:40.655 (1)</b>	<b>75.11</b>		<b>17:45:38.634</b>
7 -	<b>30.906</b>	41.961	30.020	1:42.887	73.48	2.232	17:47:21.521
8 -	31.374	41.379	29.612	1:42.365	73.85	1.710	17:49:03.886
9 -	31.398	41.323	29.902	1:42.623	73.67	1.968	17:50:46.509

# BRSCC Mazda MX-5 Clubman Championship

## RACE 6 - SECTOR ANALYSIS



SECTOR 1 = FL to I1, SECTOR 2 = I1 to I2, SECTOR 3 = I2 to FL, DIFF = Difference To Personal Best Lap, P = Crossed Finish Line in Pit Lane, D = Time Disallowed

P5		101 M		Hayden MCDONALD		Mazda MX-5 Mk1	
IDEAL LAP TIME : 1:41.247		BEST LAP TIME : 1:41.582		DIFFERENCE : 0.335			
LAP	SECTOR 1	SECTOR 2	SECTOR 3	LAP TIME	MPH	DIFF	TIME OF DAY
1 -		<b>41.708</b>	<b>28.141</b>	1:49.005	69.35	7.423	17:37:10.626
2 -	<b>31.398</b>	42.336	28.326	1:42.060	74.08	0.478	17:38:52.686
3 -	31.554	41.744	28.284	<b>1:41.582 (1)</b>	<b>74.42</b>		<b>17:40:34.268</b>
4 -	31.431	42.044	29.921	1:43.396	73.12	1.814	17:42:17.664
5 -	31.464	41.895	28.239	1:41.598 (2)	74.41	0.016	17:43:59.262
6 -	31.399	42.168	28.321	1:41.888	74.20	0.306	17:45:41.150
7 -	31.437	41.988	28.442	1:41.867 (3)	74.22	0.285	17:47:23.017
8 -	31.443	42.018	28.871	1:42.332	73.88	0.750	17:49:05.349
9 -	31.699	42.848	29.177	1:43.724	72.89	2.142	17:50:49.073

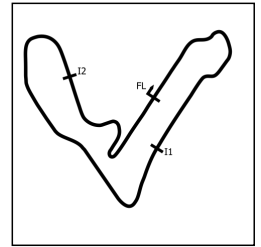
P6		500		Jordan PIMLEY		Mazda MX-5 Mk1	
IDEAL LAP TIME : 1:41.392		BEST LAP TIME : 1:41.600		DIFFERENCE : 0.208			
LAP	SECTOR 1	SECTOR 2	SECTOR 3	LAP TIME	MPH	DIFF	TIME OF DAY
1 -		42.861	28.620	1:51.973	67.52	10.373	17:37:13.594
2 -	31.662	41.632	28.306	<b>1:41.600 (1)</b>	<b>74.41</b>		<b>17:38:55.194</b>
3 -	31.686	<b>41.493</b>	28.440	1:41.619 (2)	74.40	0.019	17:40:36.813
4 -	31.696	42.248	<b>28.261</b>	1:42.205	73.97	0.605	17:42:19.018
5 -	31.670	41.810	28.415	1:41.895	74.20	0.295	17:44:00.913
6 -	<b>31.638</b>	41.815	28.417	1:41.870	74.21	0.270	17:45:42.783
7 -	31.726	41.727	28.276	1:41.729 (3)	74.32	0.129	17:47:24.512
8 -	31.927	42.352	29.372	1:43.651	72.94	2.051	17:49:08.163
9 -	31.827	41.872	29.452	1:43.151	73.29	1.551	17:50:51.314

P7		11 M		Jonathan GREENSMITH		Mazda MX-5 Mk1	
IDEAL LAP TIME : 1:41.614		BEST LAP TIME : 1:41.655		DIFFERENCE : 0.041			
LAP	SECTOR 1	SECTOR 2	SECTOR 3	LAP TIME	MPH	DIFF	TIME OF DAY
1 -		41.913	29.082	1:51.127	68.03	9.472	17:37:12.748
2 -	31.500	41.767	28.893	1:42.160	74.00	0.505	17:38:54.908
3 -	31.500	<b>41.497</b>	<b>28.658</b>	<b>1:41.655 (1)</b>	<b>74.37</b>		<b>17:40:36.563</b>
4 -	31.666	42.817	28.822	1:43.305	73.18	1.650	17:42:19.868
5 -	31.713	41.701	28.796	1:42.210	73.97	0.555	17:44:02.078
6 -	31.518	41.628	28.934	1:42.080 (3)	74.06	0.425	17:45:44.158
7 -	<b>31.459</b>	41.762	<b>28.658</b>	1:41.879 (2)	74.21	0.224	17:47:26.037
8 -	31.651	41.559	29.398	1:42.608	73.68	0.953	17:49:08.645
9 -	31.512	42.012	29.175	1:42.699	73.61	1.044	17:50:51.344

P8		5 M		Nick LE DOYEN		Mazda MX-5 Mk1	
IDEAL LAP TIME : 1:41.524		BEST LAP TIME : 1:41.942		DIFFERENCE : 0.418			
LAP	SECTOR 1	SECTOR 2	SECTOR 3	LAP TIME	MPH	DIFF	TIME OF DAY
1 -		42.757	29.537	1:53.639	66.53	11.697	17:37:15.260
2 -	31.617	41.550	<b>28.775</b>	<b>1:41.942 (1)</b>	<b>74.16</b>		<b>17:38:57.202</b>
3 -	31.561	<b>41.323</b>	29.106	1:41.990 (2)	74.13	0.048	17:40:39.192
4 -	31.459	41.709	29.159	1:42.327	73.88	0.385	17:42:21.519
5 -	31.680	41.824	29.015	1:42.519	73.74	0.577	17:44:04.038
6 -	31.437	41.622	28.973	1:42.032 (3)	74.10	0.090	17:45:46.070
7 -	<b>31.426</b>	41.596	29.142	1:42.164	74.00	0.222	17:47:28.234
8 -	31.581	41.995	29.675	1:43.251	73.22	1.309	17:49:11.485
9 -	32.035	41.766	29.461	1:43.262	73.21	1.320	17:50:54.747

# BRSCC Mazda MX-5 Clubman Championship

## RACE 6 - SECTOR ANALYSIS



SECTOR 1 = FL to I1, SECTOR 2 = I1 to I2, SECTOR 3 = I2 to FL, DIFF = Difference To Personal Best Lap, P = Crossed Finish Line in Pit Lane, D = Time Disallowed

P9 70 M		Michael PEARCE		Mazda MX-5 Mk1			
IDEAL LAP TIME : 1:41.706		BEST LAP TIME : 1:42.106		DIFFERENCE : 0.400			
LAP	SECTOR 1	SECTOR 2	SECTOR 3	LAP TIME	MPH	DIFF	TIME OF DAY
1 -		43.525	28.741	1:52.612	67.13	10.506	17:37:14.233
2 -	31.471	42.267	<b>28.646</b>	1:42.384	73.84	0.278	17:38:56.617
3 -	31.622	<b>41.652</b>	28.832	<b>1:42.106 (1)</b>	<b>74.04</b>		<b>17:40:38.723</b>
4 -	31.521	41.794	28.854	1:42.169 (2)	74.00	0.063	17:42:20.892
5 -	31.897	41.920	28.703	1:42.520	73.74	0.414	17:44:03.412
6 -	31.651	41.831	28.694	1:42.176 (3)	73.99	0.070	17:45:45.588
7 -	<b>31.408</b>	41.888	29.104	1:42.400	73.83	0.294	17:47:27.988
8 -	31.606	43.004	29.027	1:43.637	72.95	1.531	17:49:11.625
9 -	32.235	41.812	29.327	1:43.374	73.13	1.268	17:50:54.999

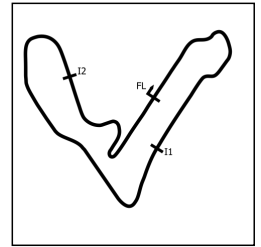
P10 128 M		Del PAICE		Mazda MX-5 Mk1			
IDEAL LAP TIME : 1:41.680		BEST LAP TIME : 1:42.005		DIFFERENCE : 0.325			
LAP	SECTOR 1	SECTOR 2	SECTOR 3	LAP TIME	MPH	DIFF	TIME OF DAY
1 -		42.810	29.430	1:52.274	67.34	10.269	17:37:13.895
2 -	<b>31.471</b>	42.113	<b>28.572</b>	1:42.156 (2)	74.01	0.151	17:38:56.051
3 -	31.522	<b>41.637</b>	28.846	<b>1:42.005 (1)</b>	<b>74.12</b>		<b>17:40:38.056</b>
4 -	31.478	42.047	28.830	1:42.355	73.86	0.350	17:42:20.411
5 -	33.725	41.912	29.071	1:44.708	72.20	2.703	17:44:05.119
6 -	31.672	41.752	28.867	1:42.291	73.91	0.286	17:45:47.410
7 -	31.752	41.729	28.809	1:42.290 (3)	73.91	0.285	17:47:29.700
8 -	31.479	41.798	29.469	1:42.746	73.58	0.741	17:49:12.446
9 -	31.779	42.005	29.435	1:43.219	73.24	1.214	17:50:55.665

P11 42 M		Paul BATEMAN		Mazda MX-5 Mk1			
IDEAL LAP TIME : 1:40.644		BEST LAP TIME : 1:41.558		DIFFERENCE : 0.914			
LAP	SECTOR 1	SECTOR 2	SECTOR 3	LAP TIME	MPH	DIFF	TIME OF DAY
1 -		43.661	29.610	1:55.314	65.56	13.756	17:37:16.935
2 -	33.011	42.470	29.401	1:44.882	72.08	3.324	17:39:01.817
3 -	32.596	<b>41.324</b>	28.631	1:42.551 (3)	73.72	0.993	17:40:44.368
4 -	31.729	41.951	29.325	1:43.005	73.40	1.447	17:42:27.373
5 -	31.831	43.374	28.232	1:43.437	73.09	1.879	17:44:10.810
6 -	31.323	42.054	28.181	<b>1:41.558 (1)</b>	<b>74.44</b>		<b>17:45:52.368</b>
7 -	31.468	42.011	<b>28.107</b>	1:41.586 (2)	74.42	0.028	17:47:33.954
8 -	<b>31.213</b>	41.792	29.722	1:42.727	73.59	1.169	17:49:16.681
9 -	31.831	42.060	28.665	1:42.556	73.72	0.998	17:50:59.237

P12 722 M		Alan HAWKINS		Mazda MX-5 Mk1			
IDEAL LAP TIME : 1:42.806		BEST LAP TIME : 1:43.116		DIFFERENCE : 0.310			
LAP	SECTOR 1	SECTOR 2	SECTOR 3	LAP TIME	MPH	DIFF	TIME OF DAY
1 -		42.753	29.620	1:54.440	66.06	11.324	17:37:16.061
2 -	32.089	42.208	<b>28.819</b>	<b>1:43.116 (1)</b>	<b>73.32</b>		<b>17:38:59.177</b>
3 -	<b>31.926</b>	42.309	28.899	1:43.134 (3)	73.30	0.018	17:40:42.311
4 -	32.286	43.078	28.909	1:44.273	72.50	1.157	17:42:26.584
5 -	32.549	43.996	28.870	1:45.415	71.72	2.299	17:44:11.999
6 -	32.166	<b>42.061</b>	28.899	1:43.126 (2)	73.31	0.010	17:45:55.125
7 -	32.283	42.520	29.278	1:44.081	72.64	0.965	17:47:39.206
8 -	32.333	42.700	29.565	1:44.598	72.28	1.482	17:49:23.804
9 -	32.370	42.117	29.396	1:43.883	72.78	0.767	17:51:07.687

# BRSCC Mazda MX-5 Clubman Championship

## RACE 6 - SECTOR ANALYSIS



SECTOR 1 = FL to I1, SECTOR 2 = I1 to I2, SECTOR 3 = I2 to FL, DIFF = Difference To Personal Best Lap, P = Crossed Finish Line in Pit Lane, D = Time Disallowed

P13 59		Kevin BIRD		Mazda MX-5 Mk1			
IDEAL LAP TIME : 1:43.164		BEST LAP TIME : 1:43.488		DIFFERENCE : 0.324			
LAP	SECTOR 1	SECTOR 2	SECTOR 3	LAP TIME	MPH	DIFF	TIME OF DAY
1 -		42.632	30.316	1:54.544	66.00	11.056	17:37:16.165
2 -	32.586	42.706	29.417	1:44.709	72.20	1.221	17:39:00.874
3 -	<b>31.840</b>	<b>42.508</b>	29.791	1:44.139 (3)	72.60	0.651	17:40:45.013
4 -	32.118	42.735	29.674	1:44.527	72.33	1.039	17:42:29.540
5 -	32.828	42.863	29.101	1:44.792	72.14	1.304	17:44:14.332
6 -	32.053	42.619	<b>28.816</b>	<b>1:43.488 (1)</b>	<b>73.05</b>		<b>17:45:57.820</b>
7 -	31.959	43.073	29.044	1:44.076 (2)	72.64	0.588	17:47:41.896
8 -	32.150	42.853	29.365	1:44.368	72.44	0.880	17:49:26.264
9 -	32.235	42.927	29.065	1:44.227	72.53	0.739	17:51:10.491

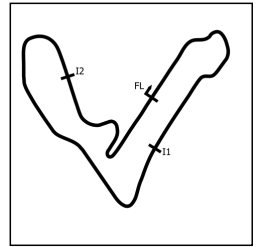
P14 122 M		Robert GREENSMITH		Mazda MX-5 Mk1			
IDEAL LAP TIME : 1:43.190		BEST LAP TIME : 1:43.390		DIFFERENCE : 0.200			
LAP	SECTOR 1	SECTOR 2	SECTOR 3	LAP TIME	MPH	DIFF	TIME OF DAY
1 -		42.689	29.714	1:54.931	65.78	11.541	17:37:16.552
2 -	32.466	42.741	29.327	1:44.534	72.32	1.144	17:39:01.086
3 -	32.008	<b>42.471</b>	29.680	1:44.159	72.58	0.769	17:40:45.245
4 -	32.284	42.597	29.266	1:44.147 (2)	72.59	0.757	17:42:29.392
5 -	33.478	42.826	29.010	1:45.314	71.79	1.924	17:44:14.706
6 -	32.088	42.565	<b>28.737</b>	<b>1:43.390 (1)</b>	<b>73.12</b>		<b>17:45:58.096</b>
7 -	<b>31.982</b>	43.032	29.135	1:44.149 (3)	72.59	0.759	17:47:42.245
8 -	32.018	42.942	29.870	1:44.830	72.12	1.440	17:49:27.075
9 -	32.584	42.854	29.240	1:44.678	72.22	1.288	17:51:11.753

P15 99		Russell HALLEY		Mazda MX-5 Mk1			
IDEAL LAP TIME : 1:43.032		BEST LAP TIME : 1:43.732		DIFFERENCE : 0.700			
LAP	SECTOR 1	SECTOR 2	SECTOR 3	LAP TIME	MPH	DIFF	TIME OF DAY
1 -		44.466	29.588	1:56.878	64.68	13.146	17:37:18.499
2 -	32.373	43.479	29.080	1:44.932	72.05	1.200	17:39:03.431
3 -	33.149	<b>42.315</b>	<b>28.923</b>	1:44.387	72.42	0.655	17:40:47.818
4 -	32.136	43.514	29.589	1:45.239	71.84	1.507	17:42:33.057
5 -	31.895	42.478	29.534	1:43.907 (2)	72.76	0.175	17:44:16.964
6 -	32.401	42.500	29.212	1:44.113 (3)	72.61	0.381	17:46:01.077
7 -	32.270	43.179	29.027	1:44.476	72.36	0.744	17:47:45.553
8 -	<b>31.794</b>	42.404	29.534	<b>1:43.732 (1)</b>	<b>72.88</b>		<b>17:49:29.285</b>
9 -	32.359	42.373	29.818	1:44.550	72.31	0.818	17:51:13.835

P16 18		Matthew GODDARD		Mazda MX-5 Mk1			
IDEAL LAP TIME : 1:42.328		BEST LAP TIME : 1:42.412		DIFFERENCE : 0.084			
LAP	SECTOR 1	SECTOR 2	SECTOR 3	LAP TIME	MPH	DIFF	TIME OF DAY
1 -		42.878	29.817	1:56.488	64.90	14.076	17:37:18.109
2 -	32.439	43.379	29.144	1:44.962	72.03	2.550	17:39:03.071
3 -	32.379	42.062	29.605	1:44.046	72.66	1.634	17:40:47.117
4 -	32.312	42.321	29.043	1:43.676 (3)	72.92	1.264	17:42:30.793
5 -	32.672	47.794	29.340	1:49.806	68.85	7.394	17:44:20.599
6 -	31.675	42.088	29.364	1:43.127 (2)	73.31	0.715	17:46:03.726
7 -	<b>31.565</b>	43.454	29.412	1:44.431	72.39	2.019	17:47:48.157
8 -	31.748	43.476	29.624	1:44.848	72.11	2.436	17:49:33.005
9 -	31.649	<b>41.947</b>	<b>28.816</b>	<b>1:42.412 (1)</b>	<b>73.82</b>		<b>17:51:15.417</b>

# BRSCC Mazda MX-5 Clubman Championship

## RACE 6 - SECTOR ANALYSIS



SECTOR 1 = FL to I1, SECTOR 2 = I1 to I2, SECTOR 3 = I2 to FL, DIFF = Difference To Personal Best Lap, P = Crossed Finish Line in Pit Lane, D = Time Disallowed

P17 9		Jamie TURNER		Mazda MX-5 Mk1			
IDEAL LAP TIME : 1:43.306		BEST LAP TIME : 1:43.535		DIFFERENCE : 0.229			
LAP	SECTOR 1	SECTOR 2	SECTOR 3	LAP TIME	MPH	DIFF	TIME OF DAY
1 -		42.541	30.362	1:54.742	65.89	11.207	17:37:16.363
2 -	32.341	42.167	29.566	1:44.074 (3)	72.64	0.539	17:39:00.437
3 -	32.158	<b>42.058</b>	29.319	<b>1:43.535 (1)</b>	<b>73.02</b>		<b>17:40:43.972</b>
4 -	36.063	42.719	29.435	1:48.217	69.86	4.682	17:42:32.189
5 -	32.169	42.398	29.936	1:44.503	72.34	0.968	17:44:16.692
6 -	32.310	42.116	29.463	1:43.889 (2)	72.77	0.354	17:46:00.581
7 -	32.436	42.868	<b>29.124</b>	1:44.428	72.40	0.893	17:47:45.009
8 -	<b>32.124</b>	42.406	31.150	1:45.680	71.54	2.145	17:49:30.689
9 -	32.448	42.143	30.295	1:44.886	72.08	1.351	17:51:15.575

P18 888		Thomas DAVIS		Mazda MX-5 Mk1			
IDEAL LAP TIME : 1:42.735		BEST LAP TIME : 1:43.403		DIFFERENCE : 0.668			
LAP	SECTOR 1	SECTOR 2	SECTOR 3	LAP TIME	MPH	DIFF	TIME OF DAY
1 -		42.750	29.889	1:55.830	65.27	12.427	17:37:17.451
2 -	32.458	42.339	29.344	1:44.141	72.59	0.738	17:39:01.592
3 -	33.267	<b>42.315</b>	28.939	1:44.521	72.33	1.118	17:40:46.113
4 -	31.988	42.667	28.933	1:43.588 (2)	72.98	0.185	17:42:29.701
5 -	32.902	48.932	29.610	1:51.444	67.84	8.041	17:44:21.145
6 -	32.302	42.434	<b>28.667</b>	<b>1:43.403 (1)</b>	<b>73.11</b>		<b>17:46:04.548</b>
7 -	31.937	42.417	29.628	1:43.982	72.71	0.579	17:47:48.530
8 -	32.006	43.257	30.117	1:45.380	71.74	1.977	17:49:33.910
9 -	<b>31.753</b>	42.917	29.137	1:43.807 (3)	72.83	0.404	17:51:17.717

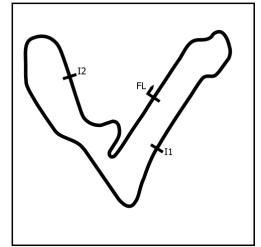
P19 3		Jordan HEAD		Mazda MX-5 Mk1			
IDEAL LAP TIME : 1:42.965		BEST LAP TIME : 1:43.611		DIFFERENCE : 0.646			
LAP	SECTOR 1	SECTOR 2	SECTOR 3	LAP TIME	MPH	DIFF	TIME OF DAY
1 -		43.432	30.040	1:56.414	64.94	12.803	17:37:18.035
2 -	32.369	42.644	29.220	1:44.233 (2)	72.53	0.622	17:39:02.268
3 -	32.917	<b>42.199</b>	29.289	1:44.405	72.41	0.794	17:40:46.673
4 -	<b>31.994</b>	42.845	<b>28.772</b>	<b>1:43.611 (1)</b>	<b>72.97</b>		<b>17:42:30.284</b>
5 -	33.424	42.472	30.435	1:46.331	71.10	2.720	17:44:16.615
6 -	33.590	42.693	29.174	1:45.457	71.69	1.846	17:46:02.072
7 -	32.036	43.640	29.319	1:44.995	72.00	1.384	17:47:47.067
8 -	32.195	44.372	30.412	1:46.979	70.67	3.368	17:49:34.046
9 -	32.320	42.699	29.292	1:44.311 (3)	72.48	0.700	17:51:18.357

P20 24		Simon WATERFALL		Mazda MX-5 Mk1			
IDEAL LAP TIME : 1:43.143		BEST LAP TIME : 1:43.857		DIFFERENCE : 0.714			
LAP	SECTOR 1	SECTOR 2	SECTOR 3	LAP TIME	MPH	DIFF	TIME OF DAY
1 -		43.367	30.235	1:58.557	63.77	14.700	17:37:20.178
2 -	31.934	42.669	30.077	1:44.680	72.22	0.823	17:39:04.858
3 -	32.184	<b>42.199</b>	29.474	<b>1:43.857 (1)</b>	<b>72.79</b>		<b>17:40:48.715</b>
4 -	31.839	42.718	29.545	1:44.102 (2)	72.62	0.245	17:42:32.817
5 -	<b>31.576</b>	42.621	30.167	1:44.364 (3)	72.44	0.507	17:44:17.181
6 -	33.734	42.232	<b>29.368</b>	1:45.334	71.77	1.477	17:46:02.515
7 -	31.819	43.855	29.698	1:45.372	71.75	1.515	17:47:47.887
8 -	31.788	43.944	30.213	1:45.945	71.36	2.088	17:49:33.832
9 -	32.828	42.646	29.715	1:45.189	71.87	1.332	17:51:19.021



# BRSCC Mazda MX-5 Clubman Championship

## RACE 6 - SECTOR ANALYSIS



SECTOR 1 = FL to I1, SECTOR 2 = I1 to I2, SECTOR 3 = I2 to FL, DIFF = Difference To Personal Best Lap, P = Crossed Finish Line in Pit Lane, D = Time Disallowed

P21 96		Peter BELL		Mazda MX-5 Mk1			
IDEAL LAP TIME : 1:43.392		BEST LAP TIME : 1:43.782		DIFFERENCE : 0.390			
LAP	SECTOR 1	SECTOR 2	SECTOR 3	LAP TIME	MPH	DIFF	TIME OF DAY
1 -		43.444	30.097	1:57.905	64.12	14.123	17:37:19.526
2 -	32.048	43.870	29.579	1:45.497	71.66	1.715	17:39:05.023
3 -	32.328	43.009	29.463	1:44.800	72.14	1.018	17:40:49.823
4 -	32.553	42.907	<b>29.069</b>	1:44.529 (2)	72.33	0.747	17:42:34.352
5 -	32.425	43.266	29.485	1:45.176	71.88	1.394	17:44:19.528
6 -	32.142	<b>42.553</b>	29.087	<b>1:43.782 (1)</b>	<b>72.85</b>		<b>17:46:03.310</b>
7 -	<b>31.770</b>	43.502	29.811	1:45.083	71.94	1.301	17:47:48.393
8 -	32.617	43.017	30.934	1:46.568	70.94	2.786	17:49:34.961
9 -	32.151	42.864	29.687	1:44.702 (3)	72.21	0.920	17:51:19.663

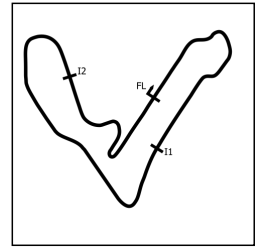
P22 577 M		Chris THELWELL		Mazda MX-5 Mk1			
IDEAL LAP TIME : 1:45.446		BEST LAP TIME : 1:45.679		DIFFERENCE : 0.233			
LAP	SECTOR 1	SECTOR 2	SECTOR 3	LAP TIME	MPH	DIFF	TIME OF DAY
1 -		43.727	30.588	1:59.322	63.36	13.643	17:37:20.943
2 -	33.533	43.267	29.767	1:46.567	70.94	0.888	17:39:07.510
3 -	33.141	43.459	29.934	1:46.534	70.96	0.855	17:40:54.044
4 -	32.798	43.276	<b>29.605</b>	<b>1:45.679 (1)</b>	<b>71.54</b>		<b>17:42:39.723</b>
5 -	32.881	43.231	29.643	1:45.755 (2)	71.49	0.076	17:44:25.478
6 -	<b>32.703</b>	43.443	29.716	1:45.862 (3)	71.41	0.183	17:46:11.340
7 -	32.805	43.596	30.497	1:46.898	70.72	1.219	17:47:58.238
8 -	33.147	<b>43.138</b>	29.810	1:46.095	71.26	0.416	17:49:44.333
9 -	33.002	43.607	29.880	1:46.489	70.99	0.810	17:51:30.822

P23 57 M		Simon BROWNING		Mazda MX-5 Mk1			
IDEAL LAP TIME : 1:47.470		BEST LAP TIME : 1:48.362		DIFFERENCE : 0.892			
LAP	SECTOR 1	SECTOR 2	SECTOR 3	LAP TIME	MPH	DIFF	TIME OF DAY
1 -		45.848	<b>29.922</b>	2:01.732	62.10	13.370	17:37:23.353
2 -	<b>32.792</b>	45.324	30.246	<b>1:48.362 (1)</b>	<b>69.77</b>		<b>17:39:11.715</b>
3 -	33.552	44.811	30.644	1:49.007 (3)	69.35	0.645	17:41:00.722
4 -	34.246	45.301	30.419	1:49.966	68.75	1.604	17:42:50.688
5 -	34.030	45.575	30.418	1:50.023	68.71	1.661	17:44:40.711
6 -	33.562	45.012	30.334	1:48.908 (2)	69.42	0.546	17:46:29.619
7 -	33.338	45.392	32.389	1:51.119	68.04	2.757	17:48:20.738
8 -	33.898	<b>44.756</b>	32.327	1:50.981	68.12	2.619	17:50:11.719
9 -	33.672	45.328	31.799	1:50.799	68.23	2.437	17:52:02.518

P24 66 M		David SCOLLER		Mazda MX-5 Mk1			
IDEAL LAP TIME : 1:47.916		BEST LAP TIME : 1:48.500		DIFFERENCE : 0.584			
LAP	SECTOR 1	SECTOR 2	SECTOR 3	LAP TIME	MPH	DIFF	TIME OF DAY
1 -		45.767	30.148	2:02.584	61.67	14.084	17:37:24.205
2 -	33.721	45.435	30.196	1:49.352	69.14	0.852	17:39:13.557
3 -	33.447	45.252	30.357	1:49.056 (3)	69.32	0.556	17:41:02.613
4 -	<b>33.054</b>	45.354	30.092	<b>1:48.500 (1)</b>	<b>69.68</b>		<b>17:42:51.113</b>
5 -	33.529	44.973	<b>30.047</b>	1:48.549 (2)	69.65	0.049	17:44:39.662
6 -	34.340	<b>44.815</b>	30.114	1:49.269	69.19	0.769	17:46:28.931
7 -	33.820	45.114	31.109	1:50.043	68.70	1.543	17:48:18.974
8 -	34.699	45.495	31.870	1:52.064	67.46	3.564	17:50:11.038
9 -	34.264	46.025	31.898	1:52.187	67.39	3.687	17:52:03.225

# BRSCC Mazda MX-5 Clubman Championship

## RACE 6 - SECTOR ANALYSIS



SECTOR 1 = FL to I1, SECTOR 2 = I1 to I2, SECTOR 3 = I2 to FL, DIFF = Difference To Personal Best Lap, P = Crossed Finish Line in Pit Lane, D = Time Disallowed

<b>P25 228</b>		<b>Jake PAICE</b>		<b>Mazda MX-5 Mk1</b>			
IDEAL LAP TIME : 1:41.910		BEST LAP TIME : 1:43.734		DIFFERENCE : 1.824			
LAP	SECTOR 1	SECTOR 2	SECTOR 3	LAP TIME	MPH	DIFF	TIME OF DAY
1 -		42.882	29.242	1:57.178	64.52	13.444	17:37:18.799
2 -	32.165	42.511	29.058	<b>1:43.734 (1)</b>	<b>72.88</b>		<b>17:39:02.533</b>
3 -	33.681	<b>41.648</b>	29.441	1:44.770	72.16	1.036	17:40:47.303
4 -	<b>31.594</b>	44.370	<b>28.668</b>	1:44.632 (3)	72.25	0.898	17:42:31.935
5 -	32.086	42.266	30.517	1:44.869	72.09	1.135	17:44:16.804
6 -	32.306	42.324	29.300	1:43.930 (2)	72.74	0.196	17:46:00.734
7 -	32.246	49.041	IN PIT	1:47.951 P	70.03	4.217	17:47:48.685

<b>P26 74 M</b>		<b>Jason AISBETT</b>		<b>Mazda MX-5 Mk1</b>			
IDEAL LAP TIME : 1:46.903		BEST LAP TIME : 1:47.156		DIFFERENCE : 0.253			
LAP	SECTOR 1	SECTOR 2	SECTOR 3	LAP TIME	MPH	DIFF	TIME OF DAY
1 -		45.329	30.253	2:01.119	62.42	13.963	17:37:22.740
2 -	<b>32.634</b>	<b>44.241</b>	30.281	<b>1:47.156 (1)</b>	<b>70.55</b>		<b>17:39:09.896</b>
3 -	33.016	44.559	30.380	1:47.955 (3)	70.03	0.799	17:40:57.851
4 -	32.967	44.472	<b>30.028</b>	1:47.467 (2)	70.35	0.311	17:42:45.318
5 -	35.497	46.395	31.568	1:53.460	66.63	6.304	17:44:38.778
6 -	39.042	46.586	31.435	1:57.063	64.58	9.907	17:46:35.841
7 -	35.131	47.658	IN PIT	1:52.841 P	67.00	5.685	17:48:28.682

# BRSCC Mazda MX-5 Clubman Championship

## RACE 6 - BEST SECTORS

SECTOR 1			SECTOR 2			SECTOR 3			IDEAL / BEST COMPARISON						
POS	NO	NAME	TIME	NO	NAME	TIME	NO	NAME	TIME	POS	NO	NAME	IDEAL	BEST	DIFF
													<b>PERFECT LAP</b>	<b>1:40.143</b>	
1	73	PARRY	30.906	73	PARRY	41.130	42	BATEMAN	28.107	1	73	PARRY	1:40.350	1:40.655	0.305
2	8	DEANE	31.056	50	PETHICK	41.274	101	MCDONALD	28.141	2	8	DEANE	1:40.624	1:40.849	0.225
3	50	PETHICK	31.129	21	FLETCHER	41.313	8	DEANE	28.220	3	42	BATEMAN	1:40.644	1:41.558	0.914
4	42	BATEMAN	31.213	5	LE DOYEN	41.323	500	PIMLEY	28.261	4	50	PETHICK	1:40.695	1:41.002	0.307
5	21	FLETCHER	31.324	42	BATEMAN	41.324	50	PETHICK	28.292	5	21	FLETCHER	1:40.998	1:41.042	0.044
6	101	MCDONALD	31.398	8	DEANE	41.348	73	PARRY	28.314	6	101	MCDONALD	1:41.247	1:41.582	0.335
7	70	PEARCE	31.408	500	PIMLEY	41.493	21	FLETCHER	28.361	7	500	PIMLEY	1:41.392	1:41.600	0.208
8	5	LE DOYEN	31.426	11	GREENSMITH	41.497	128	PAICE	28.572	8	5	LE DOYEN	1:41.524	1:41.942	0.418
9	11	GREENSMITH	31.459	128	PAICE	41.637	70	PEARCE	28.646	9	11	GREENSMITH	1:41.614	1:41.655	0.041
10	128	PAICE	31.471	228	PAICE	41.648	11	GREENSMITH	28.658	10	128	PAICE	1:41.680	1:42.005	0.325
11	18	GODDARD	31.565	70	PEARCE	41.652	888	DAVIS	28.667	11	70	PEARCE	1:41.706	1:42.106	0.400
12	24	WATERFALL	31.576	101	MCDONALD	41.708	228	PAICE	28.668	12	228	PAICE	1:41.910	1:43.734	1.824
13	228	PAICE	31.594	18	GODDARD	41.947	122	GREENSMITH	28.737	13	18	GODDARD	1:42.328	1:42.412	0.084
14	500	PIMLEY	31.638	9	TURNER	42.058	3	HEAD	28.772	14	888	DAVIS	1:42.735	1:43.403	0.668
15	888	DAVIS	31.753	722	HAWKINS	42.061	5	LE DOYEN	28.775	15	722	HAWKINS	1:42.806	1:43.116	0.310
16	96	BELL	31.770	3	HEAD	42.199	59	BIRD	28.816	16	3	HEAD	1:42.965	1:43.611	0.646
17	99	HALLEY	31.794	24	WATERFALL	42.199	18	GODDARD	28.816	17	99	HALLEY	1:43.032	1:43.732	0.700
18	59	BIRD	31.840	99	HALLEY	42.315	722	HAWKINS	28.819	18	24	WATERFALL	1:43.143	1:43.857	0.714
19	722	HAWKINS	31.926	888	DAVIS	42.315	99	HALLEY	28.923	19	59	BIRD	1:43.164	1:43.488	0.324
20	122	GREENSMITH	31.982	122	GREENSMITH	42.471	96	BELL	29.069	20	122	GREENSMITH	1:43.190	1:43.390	0.200
21	3	HEAD	31.994	59	BIRD	42.508	9	TURNER	29.124	21	9	TURNER	1:43.306	1:43.535	0.229
22	9	TURNER	32.124	96	BELL	42.553	24	WATERFALL	29.368	22	96	BELL	1:43.392	1:43.782	0.390
23	74	AISBETT	32.634	577	THELWELL	43.138	577	THELWELL	29.605	23	577	THELWELL	1:45.446	1:45.679	0.233
24	577	THELWELL	32.703	74	AISBETT	44.241	57	BROWNING	29.922	24	74	AISBETT	1:46.903	1:47.156	0.253
25	57	BROWNING	32.792	57	BROWNING	44.756	74	AISBETT	30.028	25	57	BROWNING	1:47.470	1:48.362	0.892
26	66	SCOLLER	33.054	66	SCOLLER	44.815	66	SCOLLER	30.047	26	66	SCOLLER	1:47.916	1:48.500	0.584

# BRSCC Mazda MX-5 Clubman Championship

## RACE 6 - STATISTICS

**Competitors Started** 26  
**Planned Start** 2023-05-06 @ 17:20:00.000  
**Actual Start** 2023-05-06 @ 17:35:21.620  
**Finish Time** 2023-05-06 @ 17:50:38.068  
**Track Length** 2.1001mi.  
**Total Laps** 230  
**Total Distance Covered** 483.0396mi.

### Session Fastest Lap History

NO	CL	NAME	LAP TIME	TIME OF DAY	LAP	VEHICLE
21		Matthew FLETCHER	1:47.847	17:37:09.476	1	Mazda MX-5 Mk1
21		Matthew FLETCHER	1:41.463	17:38:50.934	2	Mazda MX-5 Mk1
8		Harry DEANE	1:40.849	17:38:51.879	2	Mazda MX-5 Mk1
73		Beau PARRY	1:40.655	17:45:38.638	6	Mazda MX-5 Mk1

### Session Leader History

NO	CL	NAME	FROM LAP	LAPS LED	DISTANCE	VEHICLE
21		Matthew FLETCHER	1	4	8.40 miles	Mazda MX-5 Mk1
50		Jon PETHICK	5	1	2.10 miles	Mazda MX-5 Mk1
21		Matthew FLETCHER	6	4	8.40 miles	Mazda MX-5 Mk1

### Flag History

TYPE	TIME OF DAY
GREEN	17:35:21.620
FINISH	17:50:38.068

### Flag Statistics

TYPE	COUNT	TOTAL LAPS	TOTAL TIME
Green	1	9	16:53.913
Red	0	0	0.000
Safety Car	0	0	0.000
FCY	0	0	0.000

# BRSCC Mazda MX-5 Clubman Championship

## RACE 6 - STATISTICS

CLASS :

14 Starters

### Fastest Lap History

NO	NAME	LAP TIME	TIME OF DAY	LAP	VEHICLE
21	Matthew FLETCHER	1:47.847	17:37:09.476	1	Mazda MX-5 Mk1
21	Matthew FLETCHER	1:41.463	17:38:50.934	2	Mazda MX-5 Mk1
8	Harry DEANE	1:40.849	17:38:51.879	2	Mazda MX-5 Mk1
73	Beau PARRY	1:40.655	17:45:38.638	6	Mazda MX-5 Mk1

### Leader History

NO	NAME	FROM LAP	LAPS LED	DISTANCE	VEHICLE
21	Matthew FLETCHER	1	4	8.40 miles	Mazda MX-5 Mk1
50	Jon PETHICK	5	1	2.10 miles	Mazda MX-5 Mk1
21	Matthew FLETCHER	6	4	8.40 miles	Mazda MX-5 Mk1

# BRSCC Mazda MX-5 Clubman Championship

## RACE 6 - STATISTICS

CLASS : M

12 Starters

### Fastest Lap History

NO	NAME	LAP TIME	TIME OF DAY	LAP	VEHICLE
101	Hayden MCDONALD	1:49.005	17:37:10.645	1	Mazda MX-5 Mk1
101	Hayden MCDONALD	1:42.060	17:38:52.702	2	Mazda MX-5 Mk1
5	Nick LE DOYEN	1:41.942	17:38:57.222	2	Mazda MX-5 Mk1
101	Hayden MCDONALD	1:41.582	17:40:34.284	3	Mazda MX-5 Mk1
42	Paul BATEMAN	1:41.558	17:45:52.388	6	Mazda MX-5 Mk1

### Leader History

NO	NAME	FROM LAP	LAPS LED	DISTANCE	VEHICLE
101	Hayden MCDONALD	1	9	18.90 miles	Mazda MX-5 Mk1