

DOWNFORCE RADIO



DOWNFORCE RADIO

MAZDA MX-5

CLUBMAN CHAMPIONSHIP

brscc
DRIVEN BY RACING

BRSCC TCR UK Race Weekend
Donington Park National
10th September 2023



Timing & Results Provided by Timing Solutions Ltd

www.tsl-timing.com

TCR UK Race Weekend - Donington Park - 9th/10th Sept 2023



Downforce Radio Mazda MX-5 Clubman Championship

QUALIFYING - RACE 8 - CLASSIFICATION



POS	NO	CL	PIC NAME	ENTRY	TIME	ON	LAPS	GAP	DIFF	MPH
1	21		1 Matthew FLETCHER	Mazda MX-5 Mk1	1:25.059	8	9			83.76
2	50		2 Jon PETHICK	Mazda MX-5 Mk1	1:25.102	8	10	0.043	0.043	83.71
3	73		3 Beau PARRY	Mazda MX-5 Mk1	1:25.116	8	9	0.057	0.014	83.70
4	8		4 Harry DEANE	Mazda MX-5 Mk1	1:25.487	9	9	0.428	0.371	83.34
5	500*		5 Jordan PIMLEY	Mazda MX-5 Mk1	1:25.659	9	9	0.600	0.172	83.17
6	24		6 Simon WATERFALL	Mazda MX-5 Mk1	1:26.003	7	9	0.944	0.344	82.84
7	18*		7 Matthew GODDARD	Mazda MX-5 Mk1	1:26.304	10	10	1.245	0.301	82.55
8	17	G	1 Pete SMITH	Mazda MX-5 Mk1	1:26.338	8	9	1.279	0.034	82.52
9	11	M	1 Jonathan GREENSMITH	Mazda MX-5 Mk1	1:26.389	7	10	1.330	0.051	82.47
10	42	M	2 Paul BATEMAN	Mazda MX-5 Mk1	1:26.401	9	9	1.342	0.012	82.46
11	9*		8 Jamie TURNER	Mazda MX-5 Mk1	1:26.469	7	10	1.410	0.068	82.39
12	722*	M	3 Alan HAWKINS	Mazda MX-5 Mk1	1:26.571	7	9	1.512	0.102	82.29
13	101	M	4 Hayden McDONALD	Mazda MX-5 Mk1	1:26.619	7	9	1.560	0.048	82.25
14	6*		9 Jack WARRY	Mazda MX-5 Mk1	1:26.689	8	10	1.630	0.070	82.18
15	128	M	5 Del PAICE	Mazda MX-5 Mk1	1:26.739	7	9	1.680	0.050	82.13
16	5	M	6 Nick LE DOYEN	Mazda MX-5 Mk1	1:26.758	9	9	1.699	0.019	82.12
17	70	M	7 Michael PEARCE	Mazda MX-5 Mk1	1:27.079	6	10	2.020	0.321	81.81
18	2		10 Jake STYLES	Mazda MX-5 Mk1	1:27.090	7	8	2.031	0.011	81.80
19	99*		11 Russell HALLEY	Mazda MX-5 Mk1	1:27.135	4	9	2.076	0.045	81.76
20	59		12 Kevin BIRD	Mazda MX-5 Mk1	1:27.202	8	9	2.143	0.067	81.70
21	69*	M	8 George GRANT	Mazda MX-5 Mk1	1:27.376	7	8	2.317	0.174	81.54
22	228*		13 Jake PAICE	Mazda MX-5 Mk1	1:27.381	5	9	2.322	0.005	81.53
23	122	M	9 Robert GREENSMITH	Mazda MX-5 Mk1	1:27.930	9	9	2.871	0.549	81.02
24	264*		14 William BREAME	Mazda MX-5 Mk1	1:28.274	5	9	3.215	0.344	80.71
25	65	M	10 Peter WILLIAMS	Mazda MX-5 Mk1	1:28.383	7	9	3.324	0.109	80.61
26	991	M	11 Simon PRIVETT	Mazda MX-5 Mk1	1:28.405	7	8	3.346	0.022	80.59
27	96		15 Peter BELL	Mazda MX-5 Mk1	1:28.430	10	10	3.371	0.025	80.56
28	166*	M(G)	1 Ossie McLEAN	Mazda MX-5 Mk1	1:28.457	7	9	3.398	0.027	80.54
29	38		16 Andrew DEAN	Mazda MX-5 Mk1	1:28.582	7	9	3.523	0.125	80.42
30	3*		17 Jordan HEAD	Mazda MX-5 Mk1	1:28.607	7	9	3.548	0.025	80.40
31	577	M	12 Chris THELWELL	Mazda MX-5 Mk1	1:28.672	10	10	3.613	0.065	80.34
32	22	G	2 Mark FORTH	Mazda MX-5 Mk1	1:29.560	8	9	4.501	0.888	79.55
33	28*	M	13 Chris WATTS	Mazda MX-5 Mk1	1:29.822	8	9	4.763	0.262	79.31
34	55		18 Chris WHITMORE	Mazda MX-5 Mk1	1:29.919	7	9	4.860	0.097	79.23
35	482	G	3 Daniel HAWKES-REED	Mazda MX-5 Mk1	1:30.246	7	9	5.187	0.327	78.94
36	66	M	14 David SCOLLER	Mazda MX-5 Mk1	1:30.667	7	9	5.608	0.421	78.58
37	25*		19 Tom CANNON	Mazda MX-5 Mk1	1:30.729	6	8	5.670	0.062	78.52
38	888		20 Thomas DAVIS	Mazda MX-5 Mk1	1:31.359	2	2	6.300	0.630	77.98
39	57	M	15 Simon BROWNING	Mazda MX-5 Mk1	1:32.139	8	9	7.080	0.780	77.32
40	58	M	16 Dale WHITEMAN	Mazda MX-5 Mk1	1:32.452	6	9	7.393	0.313	77.06

*Car 69 requires a working transponder

No. 6, 25, 28, 69, 166, 228, 264, 722 - 1 Lap time disallowed; exceeding track limits.

No. 3, 9, 99, 500 - 2 Lap times disallowed; exceeding track limits.

No. 18 - 3 Lap times disallowed; exceeding track limits.

Weather / Track : Bright / Dry

These results are provisional until the conclusion of any judicial and technical matters.

Donington Park National: 1.9790 miles

Date: 10/09/2023 Start: 09:03 Finish: 09:22

Clerk Of Course : Andrew Roberts	Stewards :	Timekeeper : Richard Lomax
----------------------------------	------------	----------------------------

Results can be found at www.tsl-timing.com

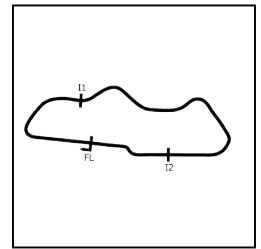
Printed - 09:25 Sunday, 10 September 2023



TCR UK Race Weekend - Donington Park - 9th/10th Sept 2023

Downforce Radio Mazda MX-5 Clubman Championship

QUALIFYING - RACE 8 - SECTOR ANALYSIS



SECTOR 1 = FL to I1, SECTOR 2 = I1 to I2, SECTOR 3 = I2 to FL, DIFF = Difference To Personal Best Lap, P = Crossed Finish Line in Pit Lane, D = Time Disallowed

P1 21		Matthew FLETCHER		Mazda MX-5 Mk1			
IDEAL LAP TIME : 1:24.914		BEST LAP TIME : 1:25.059		DIFFERENCE : 0.145			
LAP	SECTOR 1	SECTOR 2	SECTOR 3	LAP TIME	MPH	DIFF	TIME OF DAY
1 -	28.214	49.496	15.866	1:33.576	76.13	8.517	09:05:21.350
2 -	26.411	47.279	15.843	1:29.533	79.57	4.474	09:06:50.883
3 -	25.748	46.358	15.352	1:27.458	81.46	2.399	09:08:18.341
4 -	OUTLAP	45.813	15.113	6:23.359	18.58	4:58.300	09:14:41.700
5 -	25.356	45.418	15.251	1:26.025 (3)	82.82	0.966	09:16:07.725
6 -	24.760	45.663	15.220	1:25.643 (2)	83.19	0.584	09:17:33.368
7 -	25.232	46.482	14.971	1:26.685	82.19	1.626	09:19:00.053
8 -	24.905	45.219	14.935	1:25.059 (1)	83.76		09:20:25.112
9 -	29.945	54.176	16.583	1:40.704	70.74	15.645	09:22:05.816

P2 50		Jon PETHICK		Mazda MX-5 Mk1			
IDEAL LAP TIME : 1:25.050		BEST LAP TIME : 1:25.102		DIFFERENCE : 0.052			
LAP	SECTOR 1	SECTOR 2	SECTOR 3	LAP TIME	MPH	DIFF	TIME OF DAY
1 -	28.193	50.114	16.239	1:34.546	75.35	9.444	09:05:22.828
2 -	26.519	48.061	15.172	1:29.752	79.38	4.650	09:06:52.580
3 -	25.452	46.643	14.903	1:26.998	81.89	1.896	09:08:19.578
4 -	OUTLAP	53.147	IN PIT	5:52.329 P	20.22	4:27.227	09:14:11.907
5 -	OUTLAP	45.800	15.455	1:58.172	60.29	33.070	09:16:10.079
6 -	25.231	45.760	15.055	1:26.046	82.80	0.944	09:17:36.125
7 -	25.066	45.731	14.693	1:25.490 (2)	83.33	0.388	09:19:01.615
8 -	24.922	45.435	14.745	1:25.102 (1)	83.71		09:20:26.717
9 -	24.984	46.193	15.038	1:26.215	82.63	1.113	09:21:52.932
10 -	25.075	45.953	14.891	1:25.919 (3)	82.92	0.817	09:23:18.851

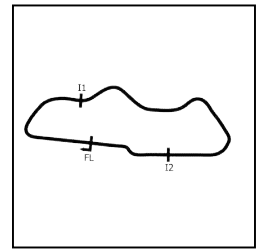
P3 73		Beau PARRY		Mazda MX-5 Mk1			
IDEAL LAP TIME : 1:24.765		BEST LAP TIME : 1:25.116		DIFFERENCE : 0.351			
LAP	SECTOR 1	SECTOR 2	SECTOR 3	LAP TIME	MPH	DIFF	TIME OF DAY
1 -	28.199	49.887	16.220	1:34.306	75.54	9.190	09:05:23.378
2 -	26.680	47.736	15.318	1:29.734	79.39	4.618	09:06:53.112
3 -	25.369	46.357	15.326	1:27.052	81.84	1.936	09:08:20.164
4 -	OUTLAP	45.906	15.343	6:22.410	18.63	4:57.294	09:14:42.574
5 -	25.128	45.424	14.923	1:25.475 (2)	83.35	0.359	09:16:08.049
6 -	24.743	45.872	14.988	1:25.603 (3)	83.22	0.487	09:17:33.652
7 -	25.276	45.537	14.912	1:25.725	83.11	0.609	09:18:59.377
8 -	25.094	45.184	14.838	1:25.116 (1)	83.70		09:20:24.493
9 -	30.064	54.758	16.787	1:41.609	70.11	16.493	09:22:06.102

P4 8		Harry DEANE		Mazda MX-5 Mk1			
IDEAL LAP TIME : 1:25.487		BEST LAP TIME : 1:25.487		DIFFERENCE : 0.000			
LAP	SECTOR 1	SECTOR 2	SECTOR 3	LAP TIME	MPH	DIFF	TIME OF DAY
1 -	31.574	59.088	17.602	1:48.264	65.80	22.777	09:05:56.186
2 -	26.142	48.967	15.419	1:30.528	78.70	5.041	09:07:26.714
3 -	OUTLAP	47.723	15.645	6:11.482	19.17	4:45.995	09:13:38.196
4 -	25.403	46.437	15.091	1:26.931	81.95	1.444	09:15:05.127
5 -	25.342	46.214	14.965	1:26.521	82.34	1.034	09:16:31.648
6 -	25.160	46.225	14.952	1:26.337 (3)	82.52	0.850	09:17:57.985
7 -	25.180	45.958	14.981	1:26.119 (2)	82.73	0.632	09:19:24.104
8 -	25.253	48.951	14.970	1:29.174	79.89	3.687	09:20:53.278
9 -	24.951	45.797	14.739	1:25.487 (1)	83.34		09:22:18.765

TCR UK Race Weekend - Donington Park - 9th/10th Sept 2023

Downforce Radio Mazda MX-5 Clubman Championship

QUALIFYING - RACE 8 - SECTOR ANALYSIS



SECTOR 1 = FL to I1, SECTOR 2 = I1 to I2, SECTOR 3 = I2 to FL, DIFF = Difference To Personal Best Lap, P = Crossed Finish Line in Pit Lane, D = Time Disallowed

P5 500		Jordan PIMLEY		Mazda MX-5 Mk1			
IDEAL LAP TIME : 1:25.167		BEST LAP TIME : 1:25.659		DIFFERENCE : 0.492			
LAP	SECTOR 1	SECTOR 2	SECTOR 3	LAP TIME	MPH	DIFF	TIME OF DAY
1 -	OUTLAP	50.340	15.848	2:07.413	55.91	41.754	09:06:22.150
2 -	25.588	46.861	15.121	1:27.570	81.35	1.911	09:07:49.720
3 -	OUTLAP	46.980	15.307	5:54.284	20.10	4:28.625	09:13:44.004
4 -	25.008	46.096	14.924	1:26.028	82.81	0.369	09:15:10.032
5 -	24.917	45.947	14.891	1:25.755 (3)	83.08	0.096	09:16:35.787
6 -	24.741	45.846	14.957	1:25.544 D	83.28		09:18:01.331
7 -	24.909	45.633	14.793	1:25.335 D	83.49		09:19:26.666
8 -	24.953	45.866	14.900	1:25.719 (2)	83.11	0.060	09:20:52.385
9 -	25.011	45.826	14.822	1:25.659 (1)	83.17		09:22:18.044

P6 24		Simon WATERFALL		Mazda MX-5 Mk1			
IDEAL LAP TIME : 1:25.878		BEST LAP TIME : 1:26.003		DIFFERENCE : 0.125			
LAP	SECTOR 1	SECTOR 2	SECTOR 3	LAP TIME	MPH	DIFF	TIME OF DAY
1 -	OUTLAP	50.062	15.910	2:11.894	54.01	45.891	09:06:23.237
2 -	25.974	47.004	15.296	1:28.274	80.71	2.271	09:07:51.511
3 -	OUTLAP	48.948	16.064	5:57.591	19.92	4:31.588	09:13:49.102
4 -	25.381	46.854	15.161	1:27.396 (3)	81.52	1.393	09:15:16.498
5 -	25.671	48.266	14.919	1:28.856	80.18	2.853	09:16:45.354
6 -	25.256	46.668	16.454	1:28.378	80.61	2.375	09:18:13.732
7 -	25.268	45.772	14.963	1:26.003 (1)	82.84		09:19:39.735
8 -	25.622	46.499	15.424	1:27.545	81.38	1.542	09:21:07.280
9 -	25.343	45.911	14.850	1:26.104 (2)	82.74	0.101	09:22:33.384

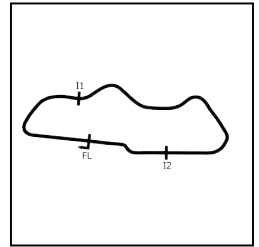
P7 18		Matthew GODDARD		Mazda MX-5 Mk1			
IDEAL LAP TIME : 1:25.834		BEST LAP TIME : 1:26.304		DIFFERENCE : 0.470			
LAP	SECTOR 1	SECTOR 2	SECTOR 3	LAP TIME	MPH	DIFF	TIME OF DAY
1 -	28.210	50.682	17.139	1:36.031	74.19	9.727	09:05:27.026
2 -	26.701	49.320	15.824	1:31.845	77.57	5.541	09:06:58.871
3 -	25.873	46.950	15.415	1:28.238	80.74	1.934	09:08:27.109
4 -	OUTLAP	48.529	17.770	5:23.907	21.99	3:57.603	09:13:51.016
5 -	25.793	46.301	15.143	1:27.237 (3)	81.66	0.933	09:15:18.253
6 -	25.260	47.724	14.920	1:27.904 D	81.05	1.600	09:16:46.157
7 -	25.145	46.080	15.525	1:26.750 D	82.12	0.446	09:18:12.907
8 -	25.395	45.838	14.871	1:26.104 D	82.74		09:19:39.011
9 -	25.696	46.215	15.003	1:26.914 (2)	81.97	0.610	09:21:05.925
10 -	25.418	46.035	14.851	1:26.304 (1)	82.55		09:22:32.229

P8 17 G		Pete SMITH		Mazda MX-5 Mk1			
IDEAL LAP TIME : 1:26.014		BEST LAP TIME : 1:26.338		DIFFERENCE : 0.324			
LAP	SECTOR 1	SECTOR 2	SECTOR 3	LAP TIME	MPH	DIFF	TIME OF DAY
1 -	29.460	51.480	20.965	1:41.905	69.91	15.567	09:05:37.572
2 -	27.609	49.285	16.110	1:33.004	76.60	6.666	09:07:10.576
3 -	OUTLAP	47.722	19.403	6:52.278	17.28	5:25.940	09:14:02.854
4 -	25.832	49.588	16.461	1:31.881	77.54	5.543	09:15:34.735
5 -	25.300	46.425	15.254	1:26.979 (2)	81.91	0.641	09:17:01.714
6 -	25.364	47.850	16.240	1:29.454	79.64	3.116	09:18:31.168
7 -	25.121	50.218	16.121	1:31.460	77.89	5.122	09:20:02.628
8 -	25.228	45.843	15.267	1:26.338 (1)	82.52		09:21:28.966
9 -	25.062	46.885	15.109	1:27.056 (3)	81.83	0.718	09:22:56.022

TCR UK Race Weekend - Donington Park - 9th/10th Sept 2023

Downforce Radio Mazda MX-5 Clubman Championship

QUALIFYING - RACE 8 - SECTOR ANALYSIS



SECTOR 1 = FL to I1, SECTOR 2 = I1 to I2, SECTOR 3 = I2 to FL, DIFF = Difference To Personal Best Lap, P = Crossed Finish Line in Pit Lane, D = Time Disallowed

P9		11 M		Jonathan GREENSMITH		Mazda MX-5 Mk1	
IDEAL LAP TIME : 1:26.166		BEST LAP TIME : 1:26.389		DIFFERENCE : 0.223			
LAP	SECTOR 1	SECTOR 2	SECTOR 3	LAP TIME	MPH	DIFF	TIME OF DAY
1 -	28.676	51.120	17.506	1:37.302	73.22	10.913	09:05:35.455
2 -	26.796	47.725	15.819	1:30.340	78.86	3.951	09:07:05.795
3 -	25.980	46.942	15.380	1:28.302	80.68	1.913	09:08:34.097
4 -	OUTLAP	48.000	17.937	5:24.627	21.94	3:58.238	09:13:58.724
5 -	25.498	46.348	15.790	1:27.636	81.29	1.247	09:15:26.360
6 -	25.579	46.998	15.268	1:27.845	81.10	1.456	09:16:54.205
7 -	25.202	46.043	15.144	1:26.389 (1)	82.47		09:18:20.594
8 -	25.232	46.933	15.058	1:27.223	81.68	0.834	09:19:47.817
9 -	25.340	46.064	14.994	1:26.398 (2)	82.46	0.009	09:21:14.215
10 -	25.129	46.443	15.146	1:26.718 (3)	82.15	0.329	09:22:40.933

P10		42 M		Paul BATEMAN		Mazda MX-5 Mk1	
IDEAL LAP TIME : 1:25.447		BEST LAP TIME : 1:26.401		DIFFERENCE : 0.954			
LAP	SECTOR 1	SECTOR 2	SECTOR 3	LAP TIME	MPH	DIFF	TIME OF DAY
1 -	28.000	50.148	16.392	1:34.540	75.36	8.139	09:05:24.149
2 -	27.085	48.445	15.755	1:31.285	78.04	4.884	09:06:55.434
3 -	25.911	46.785	15.201	1:27.897	81.05	1.496	09:08:23.331
4 -	OUTLAP	48.136	15.136	5:22.593	22.08	3:56.192	09:13:45.924
5 -	25.153	46.478	15.067	1:26.698 (3)	82.17	0.297	09:15:12.622
6 -	26.979	3:01.780	14.929	3:43.688	31.85	2:17.287	09:18:56.310
7 -	25.099	45.419	16.218	1:26.736	82.14	0.335	09:20:23.046
8 -	25.454	46.250	14.956	1:26.660 (2)	82.21	0.259	09:21:49.706
9 -	25.213	46.250	14.938	1:26.401 (1)	82.46		09:23:16.107

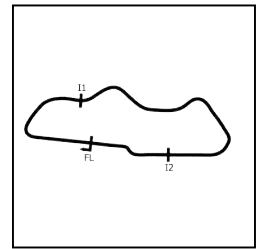
P11		9		Jamie TURNER		Mazda MX-5 Mk1	
IDEAL LAP TIME : 1:26.282		BEST LAP TIME : 1:26.469		DIFFERENCE : 0.187			
LAP	SECTOR 1	SECTOR 2	SECTOR 3	LAP TIME	MPH	DIFF	TIME OF DAY
1 -	28.572	50.914	16.635	1:36.121	74.12	9.652	09:05:29.780
2 -	26.470	49.143	15.420	1:31.033	78.26	4.564	09:07:00.813
3 -	26.064	47.474	15.407	1:28.945	80.10	2.476	09:08:29.758
4 -	OUTLAP	48.196	25.114	5:28.776	21.67	4:02.307	09:13:58.534
5 -	26.551	46.342	15.775	1:28.668	80.35	2.199	09:15:27.202
6 -	25.450	46.601	15.281	1:27.332 D	81.58	0.863	09:16:54.534
7 -	25.260	46.028	15.181	1:26.469 (1)	82.39		09:18:21.003
8 -	25.792	46.243	15.682	1:27.717 (3)	81.22	1.248	09:19:48.720
9 -	25.115	46.996	15.139	1:27.250 D	81.65	0.781	09:21:15.970
10 -	25.423	46.475	15.187	1:27.085 (2)	81.81	0.616	09:22:43.055

P12		722 M		Alan HAWKINS		Mazda MX-5 Mk1	
IDEAL LAP TIME : 1:26.571		BEST LAP TIME : 1:26.571		DIFFERENCE : 0.000			
LAP	SECTOR 1	SECTOR 2	SECTOR 3	LAP TIME	MPH	DIFF	TIME OF DAY
1 -	29.748	51.156	16.815	1:37.719	72.90	11.148	09:05:39.435
2 -	27.066	49.123	15.882	1:32.071	77.38	5.500	09:07:11.506
3 -	OUTLAP	47.058	16.905	7:01.681	16.89	5:35.110	09:14:13.187
4 -	25.494	48.301	15.668	1:29.463	79.63	2.892	09:15:42.650
5 -	25.392	47.189	15.251	1:27.832 (3)	81.11	1.261	09:17:10.482
6 -	25.619	47.421	15.305	1:28.345	80.64	1.774	09:18:38.827
7 -	25.305	46.176	15.090	1:26.571 (1)	82.29		09:20:05.398
8 -	27.374	46.850	15.670	1:29.894 D	79.25	3.323	09:21:35.292
9 -	25.386	46.408	15.255	1:27.049 (2)	81.84	0.478	09:23:02.341

TCR UK Race Weekend - Donington Park - 9th/10th Sept 2023

Downforce Radio Mazda MX-5 Clubman Championship

QUALIFYING - RACE 8 - SECTOR ANALYSIS



SECTOR 1 = FL to I1, SECTOR 2 = I1 to I2, SECTOR 3 = I2 to FL, DIFF = Difference To Personal Best Lap, P = Crossed Finish Line in Pit Lane, D = Time Disallowed

P13 101 M		Hayden McDONALD		Mazda MX-5 Mk1			
IDEAL LAP TIME : 1:26.303		BEST LAP TIME : 1:26.619		DIFFERENCE : 0.316			
LAP	SECTOR 1	SECTOR 2	SECTOR 3	LAP TIME	MPH	DIFF	TIME OF DAY
1 -	29.402	51.231	16.667	1:37.300	73.22	10.681	09:05:41.902
2 -	26.855	50.476	16.027	1:33.358	76.31	6.739	09:07:15.260
3 -	OUTLAP	47.842	19.082	6:51.717	17.30	5:25.098	09:14:06.977
4 -	25.660	48.458	17.208	1:31.326	78.01	4.707	09:15:38.303
5 -	26.019	48.680	15.631	1:30.330	78.87	3.711	09:17:08.633
6 -	25.622	47.328	15.403	1:28.353	80.63	1.734	09:18:36.986
7 -	25.301	46.162	15.156	1:26.619 (1)	82.25		09:20:03.605
8 -	25.144	46.003	16.865	1:28.012 (3)	80.95	1.393	09:21:31.617
9 -	25.623	46.110	15.239	1:26.972 (2)	81.91	0.353	09:22:58.589

P14 6		Jack WARRY		Mazda MX-5 Mk1			
IDEAL LAP TIME : 1:26.426		BEST LAP TIME : 1:26.689		DIFFERENCE : 0.263			
LAP	SECTOR 1	SECTOR 2	SECTOR 3	LAP TIME	MPH	DIFF	TIME OF DAY
1 -	28.410	50.499	16.389	1:35.298	74.76	8.609	09:05:25.673
2 -	26.748	48.177	15.355	1:30.280	78.91	3.591	09:06:55.953
3 -	26.001	46.880	15.246	1:28.127	80.84	1.438	09:08:24.080
4 -	OUTLAP	52.761	18.984	5:35.140	21.25	4:08.451	09:13:59.220
5 -	31.912	59.286	15.711	4:46.909 D	66.64	20.220	09:15:46.129
6 -	28.991	52.408	15.400	1:36.799	73.60	10.110	09:17:22.928
7 -	25.428	46.234	15.172	1:26.834 (2)	82.04	0.145	09:18:49.762
8 -	25.474	46.205	15.010	1:26.689 (1)	82.18		09:20:16.451
9 -	25.211	47.035	15.054	1:27.300	81.61	0.611	09:21:43.751
10 -	25.426	46.343	15.130	1:26.899 (3)	81.98	0.210	09:23:10.650

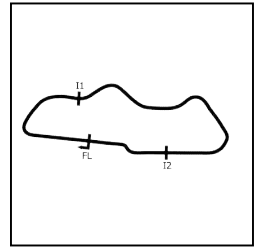
P15 128 M		Del PAICE		Mazda MX-5 Mk1			
IDEAL LAP TIME : 1:26.415		BEST LAP TIME : 1:26.739		DIFFERENCE : 0.324			
LAP	SECTOR 1	SECTOR 2	SECTOR 3	LAP TIME	MPH	DIFF	TIME OF DAY
1 -	29.264	50.881	16.428	1:36.573	73.77	9.834	09:05:40.310
2 -	26.846	49.926	16.187	1:32.959	76.64	6.220	09:07:13.269
3 -	OUTLAP	48.013	18.366	6:52.074	17.28	5:25.335	09:14:05.343
4 -	26.382	47.974	16.044	1:30.400	78.81	3.661	09:15:35.743
5 -	25.489	46.168	15.328	1:26.985 (3)	81.90	0.246	09:17:02.728
6 -	25.272	49.907	16.291	1:31.470	77.89	4.731	09:18:34.198
7 -	25.461	46.069	15.209	1:26.739 (1)	82.13		09:20:00.937
8 -	25.137	46.511	15.231	1:26.879 (2)	82.00	0.140	09:21:27.816
9 -	25.251	46.679	15.215	1:27.145	81.75	0.406	09:22:54.961

P16 5 M		Nick LE DOYEN		Mazda MX-5 Mk1			
IDEAL LAP TIME : 1:26.756		BEST LAP TIME : 1:26.758		DIFFERENCE : 0.002			
LAP	SECTOR 1	SECTOR 2	SECTOR 3	LAP TIME	MPH	DIFF	TIME OF DAY
1 -	29.025	51.567	17.029	1:37.621	72.98	10.863	09:05:32.590
2 -	27.122	49.956	15.980	1:33.058	76.56	6.300	09:07:05.648
3 -	26.592	47.896	15.737	1:30.225	78.96	3.467	09:08:35.873
4 -	OUTLAP	47.221	16.092	6:10.178	19.24	4:43.420	09:14:46.051
5 -	25.783	46.880	15.437	1:28.100	80.86	1.342	09:16:14.151
6 -	25.617	46.485	15.527	1:27.629	81.30	0.871	09:17:41.780
7 -	25.569	46.369	15.284	1:27.222 (2)	81.68	0.464	09:19:09.002
8 -	25.508	46.406	15.370	1:27.284 (3)	81.62	0.526	09:20:36.286
9 -	25.303	46.169	15.286	1:26.758 (1)	82.12		09:22:03.044

TCR UK Race Weekend - Donington Park - 9th/10th Sept 2023

Downforce Radio Mazda MX-5 Clubman Championship

QUALIFYING - RACE 8 - SECTOR ANALYSIS



SECTOR 1 = FL to I1, SECTOR 2 = I1 to I2, SECTOR 3 = I2 to FL, DIFF = Difference To Personal Best Lap, P = Crossed Finish Line in Pit Lane, D = Time Disallowed

P17 70 M		Michael PEARCE		Mazda MX-5 Mk1			
IDEAL LAP TIME : 1:26.904		BEST LAP TIME : 1:27.079		DIFFERENCE : 0.175			
LAP	SECTOR 1	SECTOR 2	SECTOR 3	LAP TIME	MPH	DIFF	TIME OF DAY
1 -	28.560	50.834	16.804	1:36.198	74.06	9.119	09:05:26.278
2 -	27.246	48.184	15.679	1:31.109	78.19	4.030	09:06:57.387
3 -	25.723	47.203	15.543	1:28.469	80.53	1.390	09:08:25.856
4 -	OUTLAP	52.550	20.026	5:34.684	21.28	4:07.605	09:14:00.540
5 -	27.737	50.822	16.158	1:34.717	75.22	7.638	09:15:35.257
6 -	25.337	46.302	15.440	1:27.079 (1)	81.81		09:17:02.336
7 -	25.391	50.682	16.498	1:32.571	76.96	5.492	09:18:34.907
8 -	25.391	46.522	15.638	1:27.551 (3)	81.37	0.472	09:20:02.458
9 -	25.583	46.127	15.773	1:27.483 (2)	81.44	0.404	09:21:29.941
10 -	25.488	46.626	15.531	1:27.645	81.28	0.566	09:22:57.586

P18 2		Jake STYLES		Mazda MX-5 Mk1			
IDEAL LAP TIME : 1:26.618		BEST LAP TIME : 1:27.090		DIFFERENCE : 0.472			
LAP	SECTOR 1	SECTOR 2	SECTOR 3	LAP TIME	MPH	DIFF	TIME OF DAY
1 -	29.964	52.939	16.698	1:39.601	71.53	12.511	09:05:43.871
2 -	26.792	49.160	16.725	1:32.677	76.87	5.587	09:07:16.548
3 -	OUTLAP	47.674	16.550	7:20.512	16.17	5:53.422	09:14:37.060
4 -	25.795	46.663	16.326	1:28.784 (2)	80.24	1.694	09:16:05.844
5 -	25.465	48.154	IN PIT	1:34.977 P	75.01	7.887	09:17:40.821
6 -	OUTLAP	46.253	15.455	2:05.015	56.99	37.925	09:19:45.836
7 -	25.359	46.057	15.674	1:27.090 (1)	81.80		09:21:12.926
8 -	25.600	47.998	15.202	1:28.800 (3)	80.23	1.710	09:22:41.726

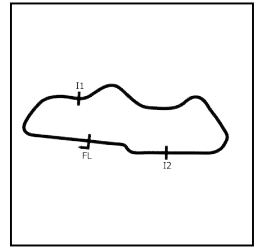
P19 99		Russell HALLEY		Mazda MX-5 Mk1			
IDEAL LAP TIME : 1:26.438		BEST LAP TIME : 1:27.135		DIFFERENCE : 0.697			
LAP	SECTOR 1	SECTOR 2	SECTOR 3	LAP TIME	MPH	DIFF	TIME OF DAY
1 -	OUTLAP	49.739	16.038	2:10.429	54.62	43.294	09:06:23.971
2 -	25.937	47.349	15.462	1:28.748	80.27	1.613	09:07:52.719
3 -	OUTLAP	48.721	18.318	5:58.871	19.85	4:31.736	09:13:51.590
4 -	25.622	46.067	15.446	1:27.135 (1)	81.76		09:15:18.725
5 -	25.434	47.545	15.072	1:28.051	80.91	0.916	09:16:46.776
6 -	25.887	46.947	15.154	1:27.988 D	80.97	0.853	09:18:14.764
7 -	25.299	46.521	15.758	1:27.578 (3)	81.35	0.443	09:19:42.342
8 -	25.514	46.595	15.324	1:27.433 (2)	81.48	0.298	09:21:09.775
9 -	25.454	46.356	15.291	1:27.404 D	81.79		09:22:36.876

P20 59		Kevin BIRD		Mazda MX-5 Mk1			
IDEAL LAP TIME : 1:26.709		BEST LAP TIME : 1:27.202		DIFFERENCE : 0.493			
LAP	SECTOR 1	SECTOR 2	SECTOR 3	LAP TIME	MPH	DIFF	TIME OF DAY
1 -	29.898	51.321	17.170	1:38.389	72.41	11.187	09:05:38.795
2 -	26.891	50.576	15.660	1:33.127	76.50	5.925	09:07:11.922
3 -	OUTLAP	48.044	18.875	6:53.016	17.25	5:25.814	09:14:04.938
4 -	26.432	51.484	17.974	1:35.890	74.30	8.688	09:15:40.828
5 -	25.581	47.790	15.840	1:29.211	79.86	2.009	09:17:10.039
6 -	25.813	48.016	15.143	1:28.972	80.07	1.770	09:18:39.011
7 -	25.321	46.538	15.386	1:27.245 (2)	81.66	0.043	09:20:06.256
8 -	25.790	46.245	15.167	1:27.202 (1)	81.70		09:21:33.458
9 -	25.455	46.985	15.343	1:27.783 (3)	81.16	0.581	09:23:01.241

TCR UK Race Weekend - Donington Park - 9th/10th Sept 2023

Downforce Radio Mazda MX-5 Clubman Championship

QUALIFYING - RACE 8 - SECTOR ANALYSIS



SECTOR 1 = FL to I1, SECTOR 2 = I1 to I2, SECTOR 3 = I2 to FL, DIFF = Difference To Personal Best Lap, P = Crossed Finish Line in Pit Lane, D = Time Disallowed

P21 69 M		George GRANT		Mazda MX-5 Mk1			
IDEAL LAP TIME :		BEST LAP TIME : 1:27.376		DIFFERENCE :			
LAP	SECTOR 1	SECTOR 2	SECTOR 3	LAP TIME	MPH	DIFF	TIME OF DAY
1 -				1:35.289	74.76	7.913	09:06:02.048
2 -				8:04.202	14.71	6:36.826	09:14:06.250
3 -				1:32.358	77.14	4.982	09:15:38.608
4 -				1:37.315	73.21	9.939	09:17:15.923
5 -				1:28.724 (3)	80.30	1.348	09:18:44.647
6 -				1:28.322 D	80.66	0.946	09:20:12.969
7 -				1:27.376 (1)	81.54		09:21:40.345
8 -				1:27.483 (2)	81.44	0.107	09:23:07.828

P22 228		Jake PAICE		Mazda MX-5 Mk1			
IDEAL LAP TIME : 1:26.909		BEST LAP TIME : 1:27.381		DIFFERENCE : 0.472			
LAP	SECTOR 1	SECTOR 2	SECTOR 3	LAP TIME	MPH	DIFF	TIME OF DAY
1 -	29.192	52.894	16.632	1:38.718	72.17	11.337	09:05:44.029
2 -	26.410	49.075	15.967	1:31.452	77.90	4.071	09:07:15.481
3 -	OUTLAP	47.986	18.544	6:49.317	17.40	5:21.936	09:14:04.798
4 -	26.224	47.324	15.495	1:29.043	80.01	1.662	09:15:33.841
5 -	25.539	46.692	15.150	1:27.381 (1)	81.53		09:17:01.222
6 -	25.340	47.654	15.267	1:28.261	80.72	0.880	09:18:29.483
7 -	25.603	46.620	15.272	1:27.495 (2)	81.42	0.114	09:19:56.978
8 -	25.481	46.798	15.323	1:27.602 (3)	81.32	0.221	09:21:24.580
9 -	25.592	46.419	15.262	1:27.273 D	81.63		09:22:51.853

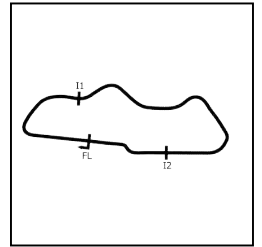
P23 122 M		Robert GREENSMITH		Mazda MX-5 Mk1			
IDEAL LAP TIME : 1:27.822		BEST LAP TIME : 1:27.930		DIFFERENCE : 0.108			
LAP	SECTOR 1	SECTOR 2	SECTOR 3	LAP TIME	MPH	DIFF	TIME OF DAY
1 -	30.364	51.142	17.339	1:38.845	72.07	10.915	09:05:36.688
2 -	26.754	48.995	15.942	1:31.691	77.70	3.761	09:07:08.379
3 -	OUTLAP	48.158	18.562	6:51.611	17.30	5:23.681	09:13:59.990
4 -	27.614	48.132	15.820	1:31.566	77.80	3.636	09:15:31.556
5 -	26.290	47.361	15.670	1:29.321	79.76	1.391	09:17:00.877
6 -	25.943	47.619	15.556	1:29.118	79.94	1.188	09:18:29.995
7 -	25.713	47.133	15.384	1:28.230 (3)	80.75	0.300	09:19:58.225
8 -	25.877	46.822	15.394	1:28.093 (2)	80.87	0.163	09:21:26.318
9 -	25.616	46.910	15.404	1:27.930 (1)	81.02		09:22:54.248

P24 264		William BREAME		Mazda MX-5 Mk1			
IDEAL LAP TIME : 1:27.853		BEST LAP TIME : 1:28.274		DIFFERENCE : 0.421			
LAP	SECTOR 1	SECTOR 2	SECTOR 3	LAP TIME	MPH	DIFF	TIME OF DAY
1 -	29.727	52.305	17.077	1:39.109	71.88	10.835	09:05:51.804
2 -	27.259	49.815	15.898	1:32.972	76.63	4.698	09:07:24.776
3 -	OUTLAP	48.878	16.051	6:11.397	19.18	4:43.123	09:13:36.173
4 -	26.062	47.763	15.994	1:29.819	79.32	1.545	09:15:05.992
5 -	25.677	47.089	15.508	1:28.274 (1)	80.71		09:16:34.266
6 -	25.349	47.571	15.415	1:28.335 (2)	80.65	0.061	09:18:02.601
7 -	25.579	47.245	15.468	1:28.292 D	80.69	0.018	09:19:30.893
8 -	25.816	47.122	15.665	1:28.603 (3)	80.41	0.329	09:20:59.496
9 -	25.594	47.986	15.469	1:29.049	80.00	0.775	09:22:28.545

TCR UK Race Weekend - Donington Park - 9th/10th Sept 2023

Downforce Radio Mazda MX-5 Clubman Championship

QUALIFYING - RACE 8 - SECTOR ANALYSIS



SECTOR 1 = FL to I1, SECTOR 2 = I1 to I2, SECTOR 3 = I2 to FL, DIFF = Difference To Personal Best Lap, P = Crossed Finish Line in Pit Lane, D = Time Disallowed

P25 65 M		Peter WILLIAMS		Mazda MX-5 Mk1			
IDEAL LAP TIME : 1:28.319		BEST LAP TIME : 1:28.383		DIFFERENCE : 0.064			
LAP	SECTOR 1	SECTOR 2	SECTOR 3	LAP TIME	MPH	DIFF	TIME OF DAY
1 -	32.094	54.808	18.558	1:45.460	67.55	17.077	09:06:01.905
2 -	28.994	53.664	17.262	1:39.920	71.30	11.537	09:07:41.825
3 -	OUTLAP	51.679	18.920	6:17.165	18.88	4:48.782	09:13:58.990
4 -	28.513	52.700	16.877	1:38.090	72.63	9.707	09:15:37.080
5 -	27.077	49.778	15.878	1:32.733	76.82	4.350	09:17:09.813
6 -	25.840	48.898	15.608	1:30.346	78.85	1.963	09:18:40.159
7 -	25.753	46.958	15.672	1:28.383 (1)	80.61		09:20:08.542
8 -	25.842	47.318	15.679	1:28.839 (2)	80.19	0.456	09:21:37.381
9 -	25.800	48.151	15.825	1:29.776 (3)	79.36	1.393	09:23:07.157

P26 991 M		Simon PRIVETT		Mazda MX-5 Mk1			
IDEAL LAP TIME : 1:28.056		BEST LAP TIME : 1:28.405		DIFFERENCE : 0.349			
LAP	SECTOR 1	SECTOR 2	SECTOR 3	LAP TIME	MPH	DIFF	TIME OF DAY
1 -	30.017	54.553	18.623	1:43.193	69.04	14.788	09:05:36.772
2 -	27.801	50.626	16.045	1:34.472	75.41	6.067	09:07:11.244
3 -	OUTLAP	48.827	17.635	6:56.570	17.10	5:28.165	09:14:07.814
4 -	26.309	48.781	16.523	1:31.613	77.76	3.208	09:15:39.427
5 -	25.969	49.881	15.977	1:31.827	77.58	3.422	09:17:11.254
6 -	26.126	47.718	15.333	1:29.177 (3)	79.89	0.772	09:18:40.431
7 -	25.999	46.950	15.456	1:28.405 (1)	80.59		09:20:08.836
8 -	25.774	47.738	15.562	1:29.074 (2)	79.98	0.669	09:21:37.910

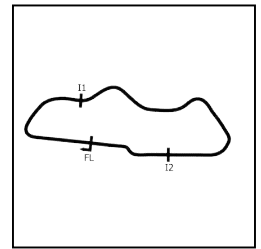
P27 96		Peter BELL		Mazda MX-5 Mk1			
IDEAL LAP TIME : 1:27.844		BEST LAP TIME : 1:28.430		DIFFERENCE : 0.586			
LAP	SECTOR 1	SECTOR 2	SECTOR 3	LAP TIME	MPH	DIFF	TIME OF DAY
1 -	28.738	52.646	16.923	1:38.307	72.47	9.877	09:05:31.341
2 -	26.881	49.048	15.777	1:31.706	77.69	3.276	09:07:03.047
3 -	26.274	48.431	15.757	1:30.462	78.75	2.032	09:08:33.509
4 -	OUTLAP	50.068	19.221	5:28.140	21.71	3:59.710	09:14:01.649
5 -	26.235	48.138	15.789	1:30.162	79.02	1.732	09:15:31.811
6 -	25.847	47.292	15.722	1:28.861 (3)	80.17	0.431	09:17:00.672
7 -	25.773	48.214	15.843	1:29.830	79.31	1.400	09:18:30.502
8 -	25.605	47.618	16.002	1:29.225	79.85	0.795	09:19:59.727
9 -	25.730	46.954	15.756	1:28.440 (2)	80.55	0.010	09:21:28.167
10 -	25.359	47.540	15.531	1:28.430 (1)	80.56		09:22:56.597

P28 166 M (G)		Ossie McLEAN		Mazda MX-5 Mk1			
IDEAL LAP TIME : 1:27.770		BEST LAP TIME : 1:28.457		DIFFERENCE : 0.687			
LAP	SECTOR 1	SECTOR 2	SECTOR 3	LAP TIME	MPH	DIFF	TIME OF DAY
1 -	30.224	52.435	17.361	1:40.020	71.23	11.563	09:05:41.063
2 -	27.141	57.101	22.426	1:46.668	66.79	18.211	09:07:27.731
3 -	OUTLAP	49.561	15.902	6:15.493	18.97	4:47.036	09:13:43.224
4 -	25.997	47.772	15.459	1:29.228 D	79.84	0.771	09:15:12.452
5 -	25.791	47.983	15.479	1:29.253	79.82	0.796	09:16:41.705
6 -	25.713	47.332	15.518	1:28.563 (2)	80.44	0.106	09:18:10.268
7 -	25.894	47.211	15.352	1:28.457 (1)	80.54		09:19:38.725
8 -	26.274	46.705	15.747	1:28.726 (3)	80.29	0.269	09:21:07.451
9 -	26.707	47.182	15.375	1:29.264	79.81	0.807	09:22:36.715

TCR UK Race Weekend - Donington Park - 9th/10th Sept 2023

Downforce Radio Mazda MX-5 Clubman Championship

QUALIFYING - RACE 8 - SECTOR ANALYSIS



SECTOR 1 = FL to I1, SECTOR 2 = I1 to I2, SECTOR 3 = I2 to FL, DIFF = Difference To Personal Best Lap, P = Crossed Finish Line in Pit Lane, D = Time Disallowed

P29 38		Andrew DEAN		Mazda MX-5 Mk1			
IDEAL LAP TIME : 1:28.520		BEST LAP TIME : 1:28.582		DIFFERENCE : 0.062			
LAP	SECTOR 1	SECTOR 2	SECTOR 3	LAP TIME	MPH	DIFF	TIME OF DAY
1 -	28.899	52.622	17.577	1:39.098	71.89	10.516	09:05:35.825
2 -	27.345	50.335	16.101	1:33.781	75.97	5.199	09:07:09.606
3 -	OUTLAP	49.437	18.806	6:54.984	17.16	5:26.402	09:14:04.590
4 -	27.717	49.557	17.012	1:34.286	75.56	5.704	09:15:38.876
5 -	26.060	50.730	15.959	1:32.749	76.81	4.167	09:17:11.625
6 -	26.104	47.703	15.502	1:29.309 (3)	79.77	0.727	09:18:40.934
7 -	25.785	47.320	15.477	1:28.582 (1)	80.42		09:20:09.516
8 -	25.736	47.307	15.600	1:28.643 (2)	80.37	0.061	09:21:38.159
9 -	25.872	51.302	15.948	1:33.122	76.50	4.540	09:23:11.281

P30 3		Jordan HEAD		Mazda MX-5 Mk1			
IDEAL LAP TIME : 1:28.113		BEST LAP TIME : 1:28.607		DIFFERENCE : 0.494			
LAP	SECTOR 1	SECTOR 2	SECTOR 3	LAP TIME	MPH	DIFF	TIME OF DAY
1 -	32.319	52.765	17.897	1:42.981	69.18	14.374	09:05:54.976
2 -	26.381	50.230	15.995	1:32.606	76.93	3.999	09:07:27.582
3 -	OUTLAP	50.487	15.999	6:16.434	18.92	4:47.827	09:13:44.016
4 -	25.994	48.108	15.547	1:29.649 (2)	79.47	1.042	09:15:13.665
5 -	25.906	48.751	16.057	1:30.714	78.53	2.107	09:16:44.379
6 -	25.856	48.179	15.590	1:29.625 D	79.49	1.018	09:18:14.004
7 -	25.434	47.132	16.041	1:28.607 (1)	80.40		09:19:42.611
8 -	25.696	53.561	17.146	1:36.403 D	73.90	7.796	09:21:19.014
9 -	26.155	47.639	15.935	1:29.729 (3)	79.40	1.122	09:22:48.743

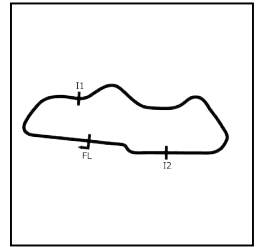
P31 577 M		Chris THELWELL		Mazda MX-5 Mk1			
IDEAL LAP TIME : 1:28.541		BEST LAP TIME : 1:28.672		DIFFERENCE : 0.131			
LAP	SECTOR 1	SECTOR 2	SECTOR 3	LAP TIME	MPH	DIFF	TIME OF DAY
1 -	28.955	50.833	16.663	1:36.451	73.86	7.779	09:05:28.382
2 -	27.386	50.204	16.312	1:33.902	75.87	5.230	09:07:02.284
3 -	26.416	48.152	16.086	1:30.654	78.59	1.982	09:08:32.938
4 -	OUTLAP	50.144	19.609	5:28.737	21.67	4:00.065	09:14:01.675
5 -	27.165	51.650	17.330	1:36.145	74.10	7.473	09:15:37.820
6 -	26.246	48.275	15.657	1:30.178	79.00	1.506	09:17:07.998
7 -	25.921	48.279	15.703	1:29.903	79.24	1.231	09:18:37.901
8 -	25.692	47.835	15.498	1:29.025 (2)	80.02	0.353	09:20:06.926
9 -	26.073	47.545	15.911	1:29.529 (3)	79.57	0.857	09:21:36.455
10 -	25.722	47.351	15.599	1:28.672 (1)	80.34		09:23:05.127

P32 22 G		Mark FORTH		Mazda MX-5 Mk1			
IDEAL LAP TIME : 1:29.423		BEST LAP TIME : 1:29.560		DIFFERENCE : 0.137			
LAP	SECTOR 1	SECTOR 2	SECTOR 3	LAP TIME	MPH	DIFF	TIME OF DAY
1 -	29.656	53.338	17.230	1:40.224	71.08	10.664	09:05:37.077
2 -	28.431	51.448	16.935	1:36.814	73.59	7.254	09:07:13.891
3 -	OUTLAP	48.874	16.884	6:55.704	17.13	5:26.144	09:14:09.595
4 -	26.497	50.992	16.401	1:33.890	75.88	4.330	09:15:43.485
5 -	26.067	48.605	15.917	1:30.589	78.64	1.029	09:17:14.074
6 -	25.779	48.111	16.529	1:30.419 (3)	78.79	0.859	09:18:44.493
7 -	26.890	47.958	15.893	1:30.741	78.51	1.181	09:20:15.234
8 -	25.863	47.847	15.850	1:29.560 (1)	79.55		09:21:44.794
9 -	25.726	47.889	16.077	1:29.692 (2)	79.43	0.132	09:23:14.486

TCR UK Race Weekend - Donington Park - 9th/10th Sept 2023

Downforce Radio Mazda MX-5 Clubman Championship

QUALIFYING - RACE 8 - SECTOR ANALYSIS



SECTOR 1 = FL to I1, SECTOR 2 = I1 to I2, SECTOR 3 = I2 to FL, DIFF = Difference To Personal Best Lap, P = Crossed Finish Line in Pit Lane, D = Time Disallowed

P33 28 M		Chris WATTS		Mazda MX-5 Mk1			
IDEAL LAP TIME : 1:29.635		BEST LAP TIME : 1:29.822		DIFFERENCE : 0.187			
LAP	SECTOR 1	SECTOR 2	SECTOR 3	LAP TIME	MPH	DIFF	TIME OF DAY
1 -	31.281	56.590	17.796	1:45.667	67.42	15.845	09:05:45.301
2 -	28.198	50.849	17.202	1:36.249	74.02	6.427	09:07:21.550
3 -	OUTLAP	51.117	16.572	6:23.405	18.58	4:53.583	09:13:44.955
4 -	26.709	48.276	16.188	1:31.173 (3)	78.14	1.351	09:15:16.128
5 -	26.501	51.349	16.208	1:34.058 D	75.74	4.236	09:16:50.186
6 -	25.983	48.428	15.836	1:30.247 (2)	78.94	0.425	09:18:20.433
7 -	26.898	47.817	16.550	1:31.265	78.06	1.443	09:19:51.698
8 -	26.019	47.968	15.835	1:29.822 (1)	79.31		09:21:21.520
9 -	26.019	49.390	16.149	1:31.558	77.81	1.736	09:22:53.078

P34 55		Chris WHITMORE		Mazda MX-5 Mk1			
IDEAL LAP TIME : 1:29.109		BEST LAP TIME : 1:29.919		DIFFERENCE : 0.810			
LAP	SECTOR 1	SECTOR 2	SECTOR 3	LAP TIME	MPH	DIFF	TIME OF DAY
1 -	30.420	51.603	38.143	2:00.166	59.28	30.247	09:06:07.435
2 -	27.180	51.053	16.842	1:35.075	74.93	5.156	09:07:42.510
3 -	OUTLAP	49.235	15.955	6:04.211	19.56	4:34.292	09:13:46.721
4 -	25.839	49.051	15.710	1:30.600 (3)	78.63	0.681	09:15:17.321
5 -	25.795	50.609	15.621	1:32.025	77.42	2.106	09:16:49.346
6 -	26.333	48.415	15.889	1:30.637	78.60	0.718	09:18:19.983
7 -	26.116	47.693	16.110	1:29.919 (1)	79.23		09:19:49.902
8 -	26.056	49.151	15.836	1:31.043	78.25	1.124	09:21:20.945
9 -	26.277	48.566	15.717	1:30.560 (2)	78.67	0.641	09:22:51.505

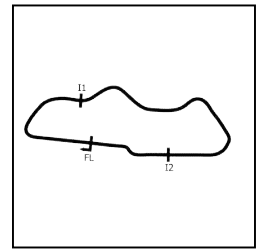
P35 482 G		Daniel HAWKES-REED		Mazda MX-5 Mk1			
IDEAL LAP TIME : 1:29.884		BEST LAP TIME : 1:30.246		DIFFERENCE : 0.362			
LAP	SECTOR 1	SECTOR 2	SECTOR 3	LAP TIME	MPH	DIFF	TIME OF DAY
1 -	29.828	54.930	18.835	1:43.593	68.77	13.347	09:05:47.197
2 -	27.602	50.483	17.149	1:35.234	74.81	4.988	09:07:22.431
3 -	OUTLAP	50.092	20.655	6:31.320	18.20	5:01.074	09:13:53.751
4 -	26.915	49.200	16.637	1:32.752	76.81	2.506	09:15:26.503
5 -	26.291	48.957	16.250	1:31.498	77.86	1.252	09:16:58.001
6 -	26.368	48.554	16.356	1:31.278 (3)	78.05	1.032	09:18:29.279
7 -	26.218	48.128	15.900	1:30.246 (1)	78.94		09:19:59.525
8 -	26.358	47.910	17.978	1:32.246	77.23	2.000	09:21:31.771
9 -	26.246	48.341	15.756	1:30.343 (2)	78.86	0.097	09:23:02.114

P36 66 M		David SCOULLER		Mazda MX-5 Mk1			
IDEAL LAP TIME : 1:30.291		BEST LAP TIME : 1:30.667		DIFFERENCE : 0.376			
LAP	SECTOR 1	SECTOR 2	SECTOR 3	LAP TIME	MPH	DIFF	TIME OF DAY
1 -	30.721	53.113	17.415	1:41.249	70.36	10.582	09:05:38.777
2 -	28.175	52.684	17.690	1:38.549	72.29	7.882	09:07:17.326
3 -	OUTLAP	50.547	16.866	6:21.996	18.65	4:51.329	09:13:39.322
4 -	26.661	49.207	16.224	1:32.092	77.36	1.425	09:15:11.414
5 -	26.576	50.761	16.354	1:33.691	76.04	3.024	09:16:45.105
6 -	26.616	49.339	15.817	1:31.772 (2)	77.63	1.105	09:18:16.877
7 -	26.527	48.418	15.722	1:30.667 (1)	78.58		09:19:47.544
8 -	26.151	51.059	15.805	1:33.015	76.59	2.348	09:21:20.559
9 -	26.263	49.786	16.004	1:32.053 (3)	77.39	1.386	09:22:52.612

TCR UK Race Weekend - Donington Park - 9th/10th Sept 2023

Downforce Radio Mazda MX-5 Clubman Championship

QUALIFYING - RACE 8 - SECTOR ANALYSIS



SECTOR 1 = FL to I1, SECTOR 2 = I1 to I2, SECTOR 3 = I2 to FL, DIFF = Difference To Personal Best Lap, P = Crossed Finish Line in Pit Lane, D = Time Disallowed

P37 25		Tom CANNON		Mazda MX-5 Mk1			
IDEAL LAP TIME : 1:30.718		BEST LAP TIME : 1:30.729		DIFFERENCE : 0.011			
LAP	SECTOR 1	SECTOR 2	SECTOR 3	LAP TIME	MPH	DIFF	TIME OF DAY
1 -	30.292	54.830	17.593	1:42.715	69.36	11.986	09:05:57.907
2 -	27.514	51.447	17.404	1:36.365	73.93	5.636	09:07:34.272
3 -	OUTLAP	50.842	IN PIT	6:45.860	P 17.55	5:15.131	09:14:20.132
4 -	OUTLAP	54.071	15.916	2:31.129	47.14	1:00.400	09:16:51.261
5 -	26.467	49.687	15.925	1:32.079	D 77.37	1.350	09:18:23.340
6 -	26.314	48.552	15.863	1:30.729 (1)	78.52		09:19:54.069
7 -	26.317	48.906	15.852	1:31.075 (2)	78.22	0.346	09:21:25.144
8 -	26.446	49.506	16.045	1:31.997 (3)	77.44	1.268	09:22:57.141

P38 888		Thomas DAVIS		Mazda MX-5 Mk1			
IDEAL LAP TIME : 1:31.359		BEST LAP TIME : 1:31.359		DIFFERENCE : 0.000			
LAP	SECTOR 1	SECTOR 2	SECTOR 3	LAP TIME	MPH	DIFF	TIME OF DAY
1 -	29.698	52.446	18.187	1:40.331 (2)	71.01	8.972	09:05:54.284
2 -	26.512	48.473	16.374	1:31.359 (1)	77.98		09:07:25.643

P39 57 M		Simon BROWNING		Mazda MX-5 Mk1			
IDEAL LAP TIME : 1:31.449		BEST LAP TIME : 1:32.139		DIFFERENCE : 0.690			
LAP	SECTOR 1	SECTOR 2	SECTOR 3	LAP TIME	MPH	DIFF	TIME OF DAY
1 -	31.485	56.128	18.696	1:46.309	67.01	14.170	09:06:04.259
2 -	28.615	53.481	17.171	1:39.267	71.77	7.128	09:07:43.526
3 -	OUTLAP	54.898	18.555	6:25.397	18.48	4:53.258	09:14:08.923
4 -	26.831	53.295	16.487	1:36.613	73.74	4.474	09:15:45.536
5 -	26.580	49.824	16.787	1:33.191	76.45	1.052	09:17:18.727
6 -	26.733	49.142	16.321	1:32.196 (2)	77.27	0.057	09:18:50.923
7 -	26.297	49.065	16.897	1:32.259 (3)	77.22	0.120	09:20:23.182
8 -	26.854	49.198	16.087	1:32.139 (1)	77.32		09:21:55.321
9 -	26.536	50.840	16.476	1:33.852	75.91	1.713	09:23:29.173

P40 58 M		Dale WHITEMAN		Mazda MX-5 Mk1			
IDEAL LAP TIME : 1:31.987		BEST LAP TIME : 1:32.452		DIFFERENCE : 0.465			
LAP	SECTOR 1	SECTOR 2	SECTOR 3	LAP TIME	MPH	DIFF	TIME OF DAY
1 -	31.314	55.062	18.768	1:45.144	67.76	12.692	09:05:52.038
2 -	29.075	52.875	17.073	1:39.023	71.94	6.571	09:07:31.061
3 -	OUTLAP	55.090	20.528	6:25.307	18.49	4:52.855	09:13:56.368
4 -	29.292	52.961	24.484	1:46.737	66.74	14.285	09:15:43.105
5 -	27.484	50.168	16.787	1:34.439	75.44	1.987	09:17:17.544
6 -	26.461	49.442	16.549	1:32.452 (1)	77.06		09:18:49.996
7 -	27.422	49.418	16.717	1:33.557 (3)	76.15	1.105	09:20:23.553
8 -	26.968	49.366	16.310	1:32.644 (2)	76.90	0.192	09:21:56.197
9 -	26.311	50.683	16.712	1:33.706	76.03	1.254	09:23:29.903

TCR UK Race Weekend - Donington Park - 9th/10th Sept 2023

Downforce Radio Mazda MX-5 Clubman Championship

QUALIFYING - RACE 8 - BEST SECTORS

SECTOR 1			SECTOR 2			SECTOR 3			IDEAL / BEST COMPARISON						
POS	NO	NAME	TIME	NO	NAME	TIME	NO	NAME	TIME	POS	NO	NAME	IDEAL	BEST	DIFF
													PERFECT LAP	1:24.618	
1	500	PIMLEY	24.741	73	PARRY	45.184	50	PETHICK	14.693	1	73	PARRY	1:24.765	1:25.116	0.351
2	73	PARRY	24.743	21	FLETCHER	45.219	8	DEANE	14.739	2	21	FLETCHER	1:24.914	1:25.059	0.145
3	21	FLETCHER	24.760	42	BATEMAN	45.419	500	PIMLEY	14.793	3	50	PETHICK	1:25.050	1:25.102	0.052
4	50	PETHICK	24.922	50	PETHICK	45.435	73	PARRY	14.838	4	500	PIMLEY	1:25.167	1:25.659	0.492
5	8	DEANE	24.951	500	PIMLEY	45.633	24	WATERFALL	14.850	5	42	BATEMAN	1:25.447	1:26.401	0.954
6	17	SMITH	25.062	24	WATERFALL	45.772	18	GODDARD	14.851	6	8	DEANE	1:25.487	1:25.487	0.000
7	42	BATEMAN	25.099	8	DEANE	45.797	42	BATEMAN	14.929	7	18	GODDARD	1:25.834	1:26.304	0.470
8	9	TURNER	25.115	18	GODDARD	45.838	21	FLETCHER	14.935	8	24	WATERFALL	1:25.878	1:26.003	0.125
9	11	GREENSMITH	25.129	17	SMITH	45.843	11	GREENSMITH	14.994	9	17	SMITH	1:26.014	1:26.338	0.324
10	128	PAICE	25.137	101	McDONALD	46.003	6	WARRY	15.010	10	11	GREENSMITH	1:26.166	1:26.389	0.223
11	101	McDONALD	25.144	9	TURNER	46.028	99	HALLEY	15.072	11	9	TURNER	1:26.282	1:26.469	0.187
12	18	GODDARD	25.145	11	GREENSMITH	46.043	722	HAWKINS	15.090	12	101	McDONALD	1:26.303	1:26.619	0.316
13	6	WARRY	25.211	2	STYLES	46.057	17	SMITH	15.109	13	128	PAICE	1:26.415	1:26.739	0.324
14	24	WATERFALL	25.256	99	HALLEY	46.067	9	TURNER	15.139	14	6	WARRY	1:26.426	1:26.689	0.263
15	99	HALLEY	25.299	128	PAICE	46.069	59	BIRD	15.143	15	99	HALLEY	1:26.438	1:27.135	0.697
16	5	LE DOYEN	25.303	70	PEARCE	46.127	228	PAICE	15.150	16	722	HAWKINS	1:26.571	1:26.571	0.000
17	722	HAWKINS	25.305	5	LE DOYEN	46.169	101	McDONALD	15.156	17	2	STYLES	1:26.618	1:27.090	0.472
18	59	BIRD	25.321	722	HAWKINS	46.176	2	STYLES	15.202	18	59	BIRD	1:26.709	1:27.202	0.493
19	70	PEARCE	25.337	6	WARRY	46.205	128	PAICE	15.209	19	5	LE DOYEN	1:26.756	1:26.758	0.002
20	228	PAICE	25.340	59	BIRD	46.245	5	LE DOYEN	15.284	20	70	PEARCE	1:26.904	1:27.079	0.175
21	264	BREAME	25.349	228	PAICE	46.419	991	PRIVETT	15.333	21	228	PAICE	1:26.909	1:27.381	0.472
22	2	STYLES	25.359	166	McLEAN	46.705	166	McLEAN	15.352	22	166	McLEAN	1:27.770	1:28.457	0.687
23	96	BELL	25.359	122	GREENSMITH	46.822	122	GREENSMITH	15.384	23	122	GREENSMITH	1:27.822	1:27.930	0.108
24	3	HEAD	25.434	991	PRIVETT	46.950	264	BREAME	15.415	24	96	BELL	1:27.844	1:28.430	0.586
25	122	GREENSMITH	25.616	96	BELL	46.954	70	PEARCE	15.440	25	264	BREAME	1:27.853	1:28.274	0.421
26	577	THELWELL	25.692	65	WILLIAMS	46.958	38	DEAN	15.477	26	991	PRIVETT	1:28.056	1:28.405	0.349
27	166	McLEAN	25.713	264	BREAME	47.089	577	THELWELL	15.498	27	3	HEAD	1:28.113	1:28.607	0.494
28	22	FORTH	25.726	3	HEAD	47.132	96	BELL	15.531	28	65	WILLIAMS	1:28.319	1:28.383	0.064
29	38	DEAN	25.736	38	DEAN	47.307	3	HEAD	15.547	29	38	DEAN	1:28.520	1:28.582	0.062
30	65	WILLIAMS	25.753	577	THELWELL	47.351	65	WILLIAMS	15.608	30	577	THELWELL	1:28.541	1:28.672	0.131
31	991	PRIVETT	25.773	55	WHITMORE	47.693	55	WHITMORE	15.621	31	55	WHITMORE	1:29.109	1:29.919	0.810
32	55	WHITMORE	25.795	28	WATTS	47.817	66	SCOULLER	15.722	32	22	FORTH	1:29.423	1:29.560	0.137
33	28	WATTS	25.983	22	FORTH	47.847	482	HAWKES-REED	15.756	33	28	WATTS	1:29.635	1:29.822	0.187
34	66	SCOULLER	26.151	482	HAWKES-REED	47.910	28	WATTS	15.835	34	482	HAWKES-REED	1:29.884	1:30.246	0.362
35	482	HAWKES-REED	26.218	66	SCOULLER	48.418	22	FORTH	15.850	35	66	SCOULLER	1:30.291	1:30.667	0.376
36	57	BROWNING	26.297	888	DAVIS	48.473	25	CANNON	15.852	36	25	CANNON	1:30.718	1:30.729	0.011
37	58	WHITEMAN	26.311	25	CANNON	48.552	57	BROWNING	16.087	37	888	DAVIS	1:31.359	1:31.359	0.000
38	25	CANNON	26.314	57	BROWNING	49.065	58	WHITEMAN	16.310	38	57	BROWNING	1:31.449	1:32.139	0.690
39	888	DAVIS	26.512	58	WHITEMAN	49.366	888	DAVIS	16.374	39	58	WHITEMAN	1:31.987	1:32.452	0.465
40										40	69	GRANT		1:27.376	

TCR UK Race Weekend - Donington Park - 9th/10th Sept 2023

Downforce Radio Mazda MX-5 Clubman Championship

QUALIFYING - RACE 8 - STATISTICS

Competitors Started	40
Planned Start	2023-09-10 @ 09:10:00.000
Actual Start	2023-09-10 @ 09:03:33.572
Finish Time	2023-09-10 @ 09:22:01.762
Track Length	1.9790mi.
Total Laps	357
Total Distance Covered	706.5270mi.

Session Fastest Lap History

NO	CL	NAME	LAP TIME	TIME OF DAY	LAP	VEHICLE
21		Matthew FLETCHER	1:33.576	09:05:21.349	1	Mazda MX-5 Mk1
21		Matthew FLETCHER	1:29.533	09:06:50.882	2	Mazda MX-5 Mk1
500		Jordan PIMLEY	1:27.570	09:07:49.735	2	Mazda MX-5 Mk1
21		Matthew FLETCHER	1:27.458	09:08:18.342	3	Mazda MX-5 Mk1
50		Jon PETHICK	1:26.998	09:08:19.592	3	Mazda MX-5 Mk1
8		Harry DEANE	1:26.931	09:15:05.140	4	Mazda MX-5 Mk1
500		Jordan PIMLEY	1:26.028	09:15:10.045	4	Mazda MX-5 Mk1
21		Matthew FLETCHER	1:26.025	09:16:07.724	5	Mazda MX-5 Mk1
73		Beau PARRY	1:25.475	09:16:08.055	5	Mazda MX-5 Mk1
73		Beau PARRY	1:25.116	09:20:24.500	8	Mazda MX-5 Mk1
21		Matthew FLETCHER	1:25.059	09:20:25.113	8	Mazda MX-5 Mk1

Flag History

TYPE	TIME OF DAY
GREEN	09:03:33.572
RED	09:08:37.706
GREEN	09:12:03.783
FINISH	09:22:01.762

Flag Statistics

TYPE	COUNT	TOTAL LAPS	TOTAL TIME
Green	2	10	16:52.925
Red	1	0	3:26.076
Safety Car	0	0	0.000
FCY	0	0	0.000

TCR UK Race Weekend - Donington Park - 9th/10th Sept 2023

Downforce Radio Mazda MX-5 Clubman Championship

QUALIFYING - RACE 8 - STATISTICS

CLASS : G

3 Starters

Fastest Lap History

NO	NAME	LAP TIME	TIME OF DAY	LAP	VEHICLE
22	Mark FORTH	1:40.224	09:05:36.986	1	Mazda MX-5 Mk1
17	Pete SMITH	1:33.004	09:07:10.593	2	Mazda MX-5 Mk1
482	Daniel HAWKES-REED	1:32.752	09:15:26.407	4	Mazda MX-5 Mk1
17	Pete SMITH	1:31.881	09:15:34.752	4	Mazda MX-5 Mk1
482	Daniel HAWKES-REED	1:31.498	09:16:58.011	5	Mazda MX-5 Mk1
17	Pete SMITH	1:26.979	09:17:01.732	5	Mazda MX-5 Mk1
17	Pete SMITH	1:26.338	09:21:28.982	8	Mazda MX-5 Mk1

TCR UK Race Weekend - Donington Park - 9th/10th Sept 2023

Downforce Radio Mazda MX-5 Clubman Championship

QUALIFYING - RACE 8 - STATISTICS

CLASS : M

16 Starters

Fastest Lap History

NO	NAME	LAP TIME	TIME OF DAY	LAP	VEHICLE
42	Paul BATEMAN	1:34.540	09:05:24.160	1	Mazda MX-5 Mk1
42	Paul BATEMAN	1:31.285	09:06:55.446	2	Mazda MX-5 Mk1
70	Michael PEARCE	1:31.109	09:06:57.398	2	Mazda MX-5 Mk1
11	Jonathan GREENSMITH	1:30.340	09:07:05.807	2	Mazda MX-5 Mk1
42	Paul BATEMAN	1:27.897	09:08:23.343	3	Mazda MX-5 Mk1
42	Paul BATEMAN	1:26.698	09:15:12.633	5	Mazda MX-5 Mk1
11	Jonathan GREENSMITH	1:26.389	09:18:20.509	7	Mazda MX-5 Mk1

TCR UK Race Weekend - Donington Park - 9th/10th Sept 2023

Downforce Radio Mazda MX-5 Clubman Championship

QUALIFYING - RACE 8 - STATISTICS

CLASS : M (G)

1 Starters

Fastest Lap History

NO	NAME	LAP TIME	TIME OF DAY	LAP	VEHICLE
166	Ossie McLEAN	1:40.020	09:05:41.077	1	Mazda MX-5 Mk1
166	Ossie McLEAN	1:29.253	09:16:41.718	5	Mazda MX-5 Mk1
166	Ossie McLEAN	1:28.563	09:18:10.281	6	Mazda MX-5 Mk1
166	Ossie McLEAN	1:28.457	09:19:38.738	7	Mazda MX-5 Mk1

TCR UK Race Weekend - Donington Park - 9th/10th Sept 2023

Downforce Radio Mazda MX-5 Clubman Championship

QUALIFYING - RACE 8 - STATISTICS

CLASS :

20 Starters

Fastest Lap History

NO	NAME	LAP TIME	TIME OF DAY	LAP	VEHICLE
21	Matthew FLETCHER	1:33.576	09:05:21.349	1	Mazda MX-5 Mk1
21	Matthew FLETCHER	1:29.533	09:06:50.882	2	Mazda MX-5 Mk1
500	Jordan PIMLEY	1:27.570	09:07:49.735	2	Mazda MX-5 Mk1
21	Matthew FLETCHER	1:27.458	09:08:18.342	3	Mazda MX-5 Mk1
50	Jon PETHICK	1:26.998	09:08:19.592	3	Mazda MX-5 Mk1
8	Harry DEANE	1:26.931	09:15:05.140	4	Mazda MX-5 Mk1
500	Jordan PIMLEY	1:26.028	09:15:10.045	4	Mazda MX-5 Mk1
21	Matthew FLETCHER	1:26.025	09:16:07.724	5	Mazda MX-5 Mk1
73	Beau PARRY	1:25.475	09:16:08.055	5	Mazda MX-5 Mk1
73	Beau PARRY	1:25.116	09:20:24.500	8	Mazda MX-5 Mk1
21	Matthew FLETCHER	1:25.059	09:20:25.113	8	Mazda MX-5 Mk1

TCR UK Race Weekend - Donington Park - 9th/10th Sept 2023



Downforce Radio Mazda MX-5 Clubman Championship

RACE 8 - GRID (15 minutes)



ROW 20	39	57 1:32.139 Simon BROWNING	40	58 1:32.452 Dale WHITEMAN
ROW 19	37	25 1:30.729 Tom CANNON	38	888 1:31.359 Thomas DAVIS
ROW 18	35	66 1:30.667 David SCOULLER	36	577 1:28.672 Chris THELWELL
ROW 17	33	55 1:29.919 Chris WHITMORE	34	482 1:30.246 Daniel HAWKES-REED
ROW 16	31	22 1:29.560 Mark FORTH	32	28 1:29.822 Chris WATTS
ROW 15	29	38 1:28.582 Andrew DEAN	30	3 1:28.607 Jordan HEAD
ROW 14	27	96 1:28.430 Peter BELL	28	166 1:28.457 Ossie McLEAN
ROW 13	25	228 1:27.381 Jake PAICE	26	991 1:28.405 Simon PRIVETT
ROW 12	23	264 1:28.274 William BREAME	24	65 1:28.383 Peter WILLIAMS
ROW 11	21	69 1:27.376 George GRANT	22	122 1:27.930 Robert GREENSMITH
ROW 10	19	99 1:27.135 Russell HALLEY	20	59 1:27.202 Kevin BIRD
ROW 9	17	70 1:27.079 Michael PEARCE	18	2 1:27.090 Jake STYLES
ROW 8	15	128 1:26.739 Del PAICE	16	5 1:26.758 Nick LE DOYEN
ROW 7	13	101 1:26.619 Hayden McDONALD	14	6 1:26.689 Jack WARRY
ROW 6	11	9 1:26.469 Jamie TURNER	12	722 1:26.571 Alan HAWKINS
ROW 5	9	11 1:26.389 Jonathan GREENSMITH	10	42 1:26.401 Paul BATEMAN
ROW 4	7	18 1:26.304 Matthew GODDARD	8	17 1:26.338 Pete SMITH
ROW 3	5	500 1:25.659 Jordan PIMLEY	6	24 1:26.003 Simon WATERFALL
ROW 2	3	73 1:25.116 Beau PARRY	4	8 1:25.487 Harry DEANE
ROW 1	1	21 1:25.059 Matthew FLETCHER	2	50 1:25.102 Jon PETHICK

Pole

Car 228 - 3 place grid penalty from previous round. Q12.21.4 - Causing a collision
 Car 577 - 5 place grid penalty from previous round. Q12.21.4 - Causing a collision

Donington Park National: 1.9790 miles

These results are provisional until the conclusion of any judicial and technical matters.

Clerk Of Course : Andrew Roberts	Stewards :	Timekeeper : Richard Lomax
----------------------------------	------------	----------------------------

Results can be found at www.tsl-timing.com

Printed - 09:29 Sunday, 10 September 2023



TCR UK Race Weekend - Donington Park - 9th/10th Sept 2023



Downforce Radio Mazda MX-5 Clubman Championship

RACE 8 - CLASSIFICATION



POS	NO	CL	PIC NAME	ENTRY	LAPS	TIME	GAP	DIFF	MPH	BEST	ON
1	73		1 Beau PARRY	Mazda MX-5 Mk1	11	15:49.543			82.39	1:24.863	6
2	50		2 Jon PETHICK	Mazda MX-5 Mk1	11	15:51.495	1.952	1.952	82.22	1:25.448	4
3	500*		3 Jordan PIMLEY	Mazda MX-5 Mk1	11	15:53.448	3.905	1.953	82.05	1:24.933	5
4	8		4 Harry DEANE	Mazda MX-5 Mk1	11	15:57.461	7.918	4.013	81.71	1:25.798	5
5	21*		5 Matthew FLETCHER	Mazda MX-5 Mk1	11	16:01.606	12.063	4.145	81.35	1:25.287	7
6	6		6 Jack WARRY	Mazda MX-5 Mk1	11	16:04.354	14.811	2.748	81.12	1:25.648	3
7	24*		7 Simon WATERFALL	Mazda MX-5 Mk1	11	16:04.432	14.889	0.078	81.11	1:26.116	3
8	11	M	1 Jonathan GREENSMITH	Mazda MX-5 Mk1	11	16:04.522	14.979	0.090	81.11	1:25.658	3
9	18		8 Matthew GODDARD	Mazda MX-5 Mk1	11	16:12.075	22.532	7.553	80.48	1:26.907	8
10	99		9 Russell HALLEY	Mazda MX-5 Mk1	11	16:18.756	29.213	6.681	79.93	1:27.149	3
11	228		10 Jake PAICE	Mazda MX-5 Mk1	11	16:19.244	29.701	0.488	79.89	1:26.726	3
12	42	M	2 Paul BATEMAN	Mazda MX-5 Mk1	11	16:19.963	30.420	0.719	79.83	1:25.878	7
13	722	M	3 Alan HAWKINS	Mazda MX-5 Mk1	11	16:21.131	31.588	1.168	79.73	1:27.464	3
14	101	M	4 Hayden McDONALD	Mazda MX-5 Mk1	11	16:21.294	31.751	0.163	79.72	1:27.076	3
15	128	M	5 Del PAICE	Mazda MX-5 Mk1	11	16:21.466	31.923	0.172	79.71	1:26.658	3
16	5	M	6 Nick LE DOYEN	Mazda MX-5 Mk1	11	16:21.927	32.384	0.461	79.67	1:26.747	3
17	2		11 Jake STYLES	Mazda MX-5 Mk1	11	16:22.314	32.771	0.387	79.64	1:26.578	3
18	70	M	7 Michael PEARCE	Mazda MX-5 Mk1	11	16:22.965	33.422	0.651	79.59	1:27.379	11
19	264		12 William BREAME	Mazda MX-5 Mk1	11	16:30.706	41.163	7.741	78.96	1:28.292	8
20	59		13 Kevin BIRD	Mazda MX-5 Mk1	11	16:31.772	42.229	1.066	78.88	1:27.138	4
21	9		14 Jamie TURNER	Mazda MX-5 Mk1	11	16:34.629	45.086	2.857	78.65	1:27.316	6
22	96		15 Peter BELL	Mazda MX-5 Mk1	11	16:39.470	49.927	4.841	78.27	1:28.138	6
23	69*	M	8 George GRANT	Mazda MX-5 Mk1	11	16:39.979	50.436	0.509	78.23	1:27.905	6
24	888		16 Thomas DAVIS	Mazda MX-5 Mk1	11	16:42.981	53.438	3.002	78.00	1:28.157	4
25	991	M	9 Simon PRIVETT	Mazda MX-5 Mk1	11	16:43.112	53.569	0.131	77.99	1:28.354	8
26	122	M	10 Robert GREENSMITH	Mazda MX-5 Mk1	11	16:51.972	1:02.429	8.860	77.30	1:28.209	7
27	3		17 Jordan HEAD	Mazda MX-5 Mk1	11	16:52.640	1:03.097	0.668	77.25	1:29.247	4
28	577	M	11 Chris THELWELL	Mazda MX-5 Mk1	11	16:55.423	1:05.880	2.783	77.04	1:28.847	8
29	22	G	1 Mark FORTH	Mazda MX-5 Mk1	11	16:57.023	1:07.480	1.600	76.92	1:29.286	8
30	166	M(G)	1 Ossie McLEAN	Mazda MX-5 Mk1	11	16:58.944	1:09.401	1.921	76.78	1:28.305	7
31	66	M	12 David SCOLLER	Mazda MX-5 Mk1	11	17:01.276	1:11.733	2.332	76.60	1:30.131	11
32	25*		18 Tom CANNON	Mazda MX-5 Mk1	11	17:01.799	1:12.256	0.523	76.56	1:29.611	4
33	28	M	13 Chris WATTS	Mazda MX-5 Mk1	11	17:04.022	1:14.479	2.223	76.39	1:29.951	7
34	57	M	14 Simon BROWNING	Mazda MX-5 Mk1	11	17:04.915	1:15.372	0.893	76.33	1:30.438	5
35	65	M	15 Peter WILLIAMS	Mazda MX-5 Mk1	11	17:05.409	1:15.866	0.494	76.29	1:28.377	3
36	55		19 Chris WHITMORE	Mazda MX-5 Mk1	11	17:06.649	1:17.106	1.240	76.20	1:29.656	5
37	58	M	16 Dale WHITEMAN	Mazda MX-5 Mk1	10	15:53.780	1 Lap	1 Lap	74.55	1:32.786	3

NOT CLASSIFIED

DNF	482	G	Daniel HAWKES-REED	Mazda MX-5 Mk1	9	13:55.377	2 Laps	1 Lap	76.59	1:29.956	5
DNF	38		Andrew DEAN	Mazda MX-5 Mk1	8	12:39.107	3 Laps	1 Lap	74.90	1:29.936	5
DNF	17	G	Pete SMITH	Mazda MX-5 Mk1	0						

FASTEST LAP

73	Beau PARRY	Mazda MX-5 Mk1	6	1:24.863	83.95 mph	135.11 kph
11	M Jonathan GREENSMITH	Mazda MX-5 Mk1	3	1:25.658	83.17 mph	133.85 kph
166	M(G) Ossie McLEAN	Mazda MX-5 Mk1	7	1:28.305	80.68 mph	129.84 kph
22	G Mark FORTH	Mazda MX-5 Mk1	8	1:29.286	79.79 mph	128.41 kph

*Car 69 - Transponder still not working. Please rectify for the race.

*Cars 21, 25, 69, 500 - 5 second penalty for exceeding track limits.

*Car 21 - further 10 second penalty for exceeding track limits.

*Car 24 - 0.3 second penalty for gaining an unfair advantage.

Weather / Track : Bright / Dry

These results are provisional until the conclusion of any judicial and technical matters.

Race Distance: 11 Laps / 21.76 miles

Donington Park National: 1.9790 miles

Date: 10/09/2023 Start: 13:53 Finish: 14:09

Clerk Of Course : Andrew Roberts	Stewards :	Timekeeper : Richard Lomax
----------------------------------	------------	----------------------------

Results can be found at www.tsl-timing.com

Printed - 14:32 Sunday, 10 September 2023



TCR UK Race Weekend - Donington Park - 9th/10th Sept 2023

Downforce Radio Mazda MX-5 Clubman Championship

RACE 8 - LAP CHART

LAP 1 @ 13:55:12.567			LAP 2 @ 13:56:38.534			LAP 3 @ 13:58:04.117			LAP 4 @ 13:59:29.987			LAP 5 @ 14:00:55.467		
NO	BEHIND	LAP TIME	NO	BEHIND	LAP TIME	NO	BEHIND	LAP TIME	NO	BEHIND	LAP TIME	NO	BEHIND	LAP TIME
21		1:30.397	21		1:25.967	21		1:25.583	21		1:25.870	21		1:25.480
50	0.930	1:31.327	500	1.691	1:25.500	500	1.530	1:25.422	500	0.709	1:25.049	500	0.162	1:24.933
73	1.356	1:31.753	73	2.559	1:27.170	73	2.329	1:25.353	73	1.552	1:25.093	73	1.331	1:25.259
500	2.158	1:32.555	50	2.742	1:27.779	50	2.611	1:25.452	50	2.189	1:25.448	50	2.239	1:25.530
8	2.484	1:32.881	8	2.897	1:26.380	8	3.179	1:25.865	8	3.301	1:25.992	8	3.619	1:25.798
24	2.764	1:33.161	24	3.179	1:26.382	24	3.712	1:26.116	24	4.300	1:26.458	24	5.502	1:26.682
11	3.098	1:33.495	11	4.169	1:27.038	11	4.244	1:25.658	6	5.748	1:27.155	6	6.467	1:26.199
6	3.238	1:33.635	6	4.398	1:27.127	6	4.463	1:25.648	11	6.097	1:27.723	11	7.085	1:26.468
722	4.355	1:34.752	722	6.216	1:27.828	722	8.097	1:27.464	722	10.062	1:27.835	722	13.768	1:29.186
99	5.038	1:35.435	99	6.699	1:27.628	99	8.265	1:27.149	99	10.205	1:27.810	18	14.335	1:29.375
101	5.235	1:35.632	101	7.121	1:27.853	101	8.614	1:27.076	18	10.440	1:27.481	101	14.644	1:29.326
18	5.429	1:35.826	18	7.375	1:27.913	18	8.829	1:27.037	101	10.798	1:28.054	99	14.921	1:30.196
128	6.048	1:36.445	5	8.386	1:28.095	5	9.550	1:26.747	5	11.169	1:27.489	2	15.069	1:28.800
5	6.258	1:36.655	228	8.618	1:28.121	228	9.761	1:26.726	2	11.749	1:27.373	128	15.253	1:28.639
228	6.464	1:36.861	128	8.920	1:28.839	128	9.995	1:26.658	128	12.094	1:27.969	228	15.353	1:28.509
2	7.360	1:37.757	2	9.251	1:27.858	2	10.246	1:26.578	228	12.324	1:28.433	5	15.507	1:29.818
59	7.667	1:38.064	59	9.661	1:27.961	59	11.386	1:27.308	59	12.654	1:27.138	59	15.651	1:28.477
264	8.677	1:39.074	96	12.315	1:29.089	96	15.454	1:28.722	70	19.020	1:28.846	70	21.711	1:28.171
70	8.698	1:39.095	70	12.962	1:30.231	70	16.044	1:28.665	96	19.403	1:29.819	42	22.316	1:27.820
3	8.958	1:39.355	3	13.126	1:30.135	65	17.042	1:28.377	65	19.660	1:28.488	264	24.382	1:29.111
96	9.193	1:39.590	65	14.248	1:30.725	3	17.231	1:29.688	42	19.976	1:25.934	3	26.840	1:31.712
65	9.490	1:39.887	264	14.640	1:31.930	264	17.728	1:28.671	3	20.608	1:29.247	888	28.733	1:30.393
991	10.427	1:40.824	991	15.366	1:30.906	991	19.152	1:29.369	264	20.751	1:28.893	69	29.334	1:28.212
55	10.662	1:41.059	888	17.730	1:31.225	42	19.912	1:26.282	991	22.669	1:29.387	96	29.947	1:36.024
166	11.080	1:41.477	42	19.213	1:29.142	888	21.533	1:29.386	888	23.820	1:28.157	991	30.952	1:33.763
38	11.475	1:41.872	55	19.397	1:34.702	55	24.301	1:30.487	69	26.602	1:27.958	9	33.502	1:28.596
22	12.030	1:42.427	166	19.923	1:34.810	69	24.514	1:29.468	55	29.893	1:31.462	55	34.069	1:29.656
888	12.472	1:42.869	38	20.127	1:34.619	38	25.325	1:30.781	38	30.205	1:30.750	38	34.661	1:29.936
482	13.101	1:43.498	482	20.299	1:33.165	482	26.196	1:31.480	9	30.386	1:29.061	482	35.025	1:29.956
66	13.491	1:43.888	69	20.629	1:31.113	166	26.741	1:32.401	482	30.549	1:30.223	166	35.372	1:29.366
577	13.713	1:44.110	577	20.761	1:33.015	22	26.995	1:31.684	22	31.233	1:30.108	22	37.008	1:31.255
25	15.402	1:45.799	22	20.894	1:34.831	9	27.195	1:29.172	166	31.486	1:30.615	122	37.302	1:31.021
69	15.482	1:45.880	66	21.350	1:33.826	577	28.084	1:32.906	122	31.761	1:28.675	65	37.507	1:43.327
28	15.580	1:45.977	25	23.141	1:33.706	122	28.956	1:30.206	577	32.211	1:29.997	577	37.636	1:30.905
57	15.859	1:46.256	9	23.606	1:33.037	25	29.619	1:32.061	25	33.360	1:29.611	25	38.179	1:30.299
42	16.038	1:46.435	28	23.756	1:34.143	66	30.423	1:34.656	66	35.051	1:30.498	66	40.334	1:30.763
9	16.536	1:46.933	57	24.140	1:34.248	28	30.844	1:32.671	28	35.286	1:30.312	28	40.617	1:30.811
58	17.963	1:48.360	122	24.333	1:31.309	57	31.337	1:32.780	57	36.345	1:30.878	57	41.303	1:30.438
122	18.991	1:49.388	58	26.867	1:34.871	58	34.070	1:32.786	58	41.652	1:33.452	58	49.146	1:32.974

TCR UK Race Weekend - Donington Park - 9th/10th Sept 2023

Downforce Radio Mazda MX-5 Clubman Championship

RACE 8 - LAP CHART

LAP 6 @ 14:02:20.987			LAP 7 @ 14:03:46.274			LAP 8 @ 14:05:11.699			LAP 9 @ 14:06:37.569			LAP 10 @ 14:08:02.948		
NO	BEHIND	LAP TIME	NO	BEHIND	LAP TIME	NO	BEHIND	LAP TIME	NO	BEHIND	LAP TIME	NO	BEHIND	LAP TIME
21		1:25.520	21		1:25.287	21		1:25.425	21		1:25.870	21		1:25.379
500	0.209	1:25.567	500	0.432	1:25.510	500	0.209	1:25.202	500	1.329	1:26.990	500	1.477	1:25.527
73	0.674	1:24.863	73	0.835	1:25.448	73	0.636	1:25.226	73	1.910	1:27.144	73	2.918	1:26.387
50	2.314	1:25.595	50	2.895	1:25.868	50	3.416	1:25.946	50	3.266	1:25.720	50	4.199	1:26.312
8	4.691	1:26.592	8	6.236	1:26.832	8	7.343	1:26.532	8	8.118	1:26.645	8	9.696	1:26.957
24	6.352	1:26.370	6	8.328	1:26.882	6	9.514	1:26.611	6	10.495	1:26.851	6	13.873	1:28.757
6	6.733	1:25.786	24	8.722	1:27.657	24	9.973	1:26.676	24	10.935	1:26.832	24	14.201	1:28.645
11	8.147	1:26.582	11	9.489	1:26.629	11	10.909	1:26.845	11	12.215	1:27.176	11	14.537	1:27.701
18	16.549	1:27.734	18	19.444	1:28.182	18	20.926	1:26.907	18	22.172	1:27.116	18	23.743	1:26.950
722	16.735	1:28.487	722	19.865	1:28.417	722	22.090	1:27.650	722	26.423	1:30.203	99	29.696	1:28.087
101	17.057	1:27.933	128	20.051	1:28.009	128	23.480	1:28.854	228	26.603	1:28.778	228	29.933	1:28.709
128	17.329	1:27.596	101	20.386	1:28.616	228	23.695	1:28.508	99	26.988	1:29.006	722	30.968	1:29.924
2	17.368	1:27.819	228	20.612	1:28.187	99	23.852	1:27.983	5	27.474	1:28.692	42	31.137	1:28.856
228	17.712	1:27.879	2	21.259	1:29.178	101	24.055	1:29.094	128	27.509	1:29.899	128	31.342	1:29.212
99	18.227	1:28.826	99	21.294	1:28.354	2	24.403	1:28.569	42	27.660	1:28.639	101	31.758	1:29.203
5	18.719	1:28.732	5	22.076	1:28.644	5	24.652	1:28.001	2	27.740	1:29.207	5	32.235	1:30.140
59	18.889	1:28.758	59	22.297	1:28.695	59	24.868	1:27.996	59	27.780	1:28.782	2	32.714	1:30.353
42	22.925	1:26.129	42	23.516	1:25.878	42	24.891	1:26.800	101	27.934	1:29.749	70	34.808	1:29.212
70	24.006	1:27.815	70	26.361	1:27.642	70	28.515	1:27.579	70	30.975	1:28.330	264	41.147	1:29.533
264	27.336	1:28.474	264	31.417	1:29.368	264	34.284	1:28.292	264	36.993	1:28.579	59	42.248	1:39.847
3	30.583	1:29.263	3	34.936	1:29.640	69	39.264	1:28.717	9	43.025	1:28.988	9	45.869	1:28.223
69	31.719	1:27.905	69	35.972	1:29.540	3	39.695	1:30.184	69	43.390	1:29.996	69	46.166	1:28.155
96	32.565	1:28.138	888	36.574	1:29.281	96	39.849	1:28.472	96	44.658	1:30.679	96	49.530	1:30.251
888	32.580	1:29.367	96	36.802	1:29.524	9	39.907	1:27.713	991	45.324	1:29.538	888	51.812	1:31.648
991	33.912	1:28.480	9	37.619	1:27.608	888	40.084	1:28.935	888	45.543	1:31.329	991	52.513	1:32.568
9	35.298	1:27.316	991	38.727	1:30.102	991	41.656	1:28.354	3	50.020	1:36.195	3	1:01.274	1:36.633
55	39.535	1:30.986	55	44.565	1:30.317	122	49.389	1:28.805	122	56.529	1:33.010	122	1:01.515	1:30.365
482	39.996	1:30.491	482	45.417	1:30.708	55	50.678	1:31.538	577	59.818	1:33.124	577	1:05.129	1:30.690
22	42.430	1:30.942	122	46.009	1:28.209	22	50.773	1:29.286	482	59.978	1:34.888	25	1:05.627	1:30.851
122	43.087	1:31.305	22	46.912	1:29.769	482	50.960	1:30.968	25	1:00.155	1:30.526	22	1:06.829	1:31.844
65	44.791	1:32.804	65	48.620	1:29.116	65	52.247	1:29.052	22	1:00.364	1:35.461	166	1:09.161	1:29.897
577	45.169	1:33.053	577	49.142	1:29.260	577	52.564	1:28.847	66	1:04.020	1:32.770	66	1:10.367	1:31.726
25	45.539	1:32.880	25	50.050	1:29.798	166	54.653	1:29.232	28	1:04.609	1:33.171	28	1:12.365	1:33.135
66	46.244	1:31.430	166	50.846	1:28.305	25	55.499	1:30.874	166	1:04.643	1:35.860	57	1:13.124	1:32.819
28	47.571	1:32.474	66	51.836	1:30.879	66	57.120	1:30.709	57	1:05.684	1:31.745	65	1:14.977	1:30.580
166	47.828	1:37.976	28	52.235	1:29.951	28	57.308	1:30.498	55	1:09.592	1:44.784	55	1:16.043	1:31.830
57	48.892	1:33.109	57	54.111	1:30.506	57	59.809	1:31.123	65	1:09.776	1:43.399			
38	57.519	1:48.378	38	1:02.416	1:30.184	38	1:09.578	1:32.587	58	1:22.881	1:33.887			
58	59.690	1:36.064	58	1:07.279	1:32.876	58	1:14.864	1:33.010						

TCR UK Race Weekend - Donington Park - 9th/10th Sept 2023

Downforce Radio Mazda MX-5 Clubman Championship

RACE 8 - LAP CHART

LAP 11 @ 14:09:28.776

NO	BEHIND	LAP TIME
21		1:25.828
500	1.842	1:26.193
73	2.937	1:25.847
50	4.889	1:26.518
58	1 Lap	1:35.500
8	10.855	1:26.987
24	17.526	1:29.153
6	17.748	1:29.703
11	17.916	1:29.207
18	25.469	1:27.554
99	32.150	1:28.282
228	32.638	1:28.533
42	33.357	1:28.048
722	34.525	1:29.385
101	34.688	1:28.758
128	34.860	1:29.346
5	35.321	1:28.914
2	35.708	1:28.822
70	36.359	1:27.379
264	44.100	1:28.781
59	45.166	1:28.746
9	48.023	1:27.982
69	48.373	1:28.035
96	52.864	1:29.162
888	56.375	1:30.391
991	56.506	1:29.821
122	1:05.366	1:29.679
3	1:06.034	1:30.588
577	1:08.817	1:29.516
25	1:10.193	1:30.394
22	1:10.417	1:29.416
166	1:12.338	1:29.005
66	1:14.670	1:30.131
28	1:17.416	1:30.879
57	1:18.309	1:31.013
65	1:18.803	1:29.654
55	1:20.043	1:29.828

TCR UK Race Weekend - Donington Park - 9th/10th Sept 2023

Downforce Radio Mazda MX-5 Clubman Championship

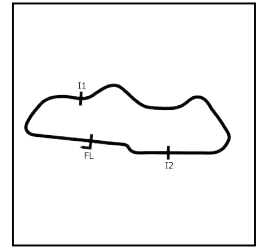
RACE 8 - POSITION CHART

No	Name	Lap												
		Pos	1	2	3	4	5	6	7	8	9	10	11	
21	FLETCHER	1	21	21	21	21	21	21	21	21	21	21	21	21
50	PETHICK	2	50	500	500	500	500	500	500	500	500	500	500	500
73	PARRY	3	73	73	73	73	73	73	73	73	73	73	73	73
8	DEANE	4	500	50	50	50	50	50	50	50	50	50	50	50
500	PIMLEY	5	8	8	8	8	8	8	8	8	8	8	8	8
24	WATERFALL	6	24	24	24	24	24	24	6	6	6	6	6	24
18	GODDARD	7	11	11	11	6	6	6	24	24	24	24	24	6
17	SMITH	8	6	6	6	11	11	11	11	11	11	11	11	11
11	GREENSMITH	9	722	722	722	722	722	18	18	18	18	18	18	18
42	BATEMAN	10	99	99	99	99	18	722	722	722	722	99	99	99
9	TURNER	11	101	101	101	18	101	101	128	128	228	228	228	228
722	HAWKINS	12	18	18	18	101	99	128	101	228	99	722	42	42
101	McDONALD	13	128	5	5	5	2	2	228	99	5	42	722	722
6	WARRY	14	5	228	228	2	128	228	2	101	128	128	101	101
128	PAICE	15	228	128	128	128	228	99	99	2	42	101	128	128
5	LE DOYEN	16	2	2	2	228	5	5	5	5	2	5	5	5
70	PEARCE	17	59	59	59	59	59	59	59	59	59	2	2	2
2	STYLES	18	264	96	96	70	70	42	42	42	101	70	70	70
99	HALLEY	19	70	70	70	96	42	70	70	70	70	264	264	264
59	BIRD	20	3	3	65	65	264	264	264	264	264	59	59	59
69	GRANT	21	96	65	3	42	3	3	3	69	9	9	9	9
122	GREENSMITH	22	65	264	264	3	888	69	69	3	69	69	69	69
264	BREAME	23	991	991	991	264	69	96	888	96	96	96	96	96
65	WILLIAMS	24	55	888	42	991	96	888	96	9	991	888	888	888
228	PAICE	25	166	42	888	888	991	991	9	888	888	991	991	991
991	PRIVETT	26	38	55	55	69	9	9	991	991	3	3	122	122
96	BELL	27	22	166	69	55	55	55	55	122	122	122	3	3
166	McLEAN	28	888	38	38	38	38	482	482	55	577	577	577	577
38	DEAN	29	482	482	482	9	482	22	122	22	482	25	25	25
3	HEAD	30	66	69	166	482	166	122	22	482	25	22	22	22
22	FORTH	31	577	577	22	22	22	65	65	65	22	166	166	166
28	WATTS	32	25	22	9	166	122	577	577	577	66	66	66	66
55	WHITMORE	33	69	66	577	122	65	25	25	166	28	28	28	28
482	HAWKES-REED	34	28	25	122	577	577	66	166	25	166	57	57	57
66	SCOLLER	35	57	9	25	25	25	28	66	66	57	65	65	65
577	THELWELL	36	42	28	66	66	66	166	28	28	55	55	55	55
25	CANNON	37	9	57	28	28	28	57	57	57	65	58	58	58
888	DAVIS	38	58	122	57	57	57	38	38	38	58	58	58	58
57	BROWNING	39	122	58	58	58	58	58	58	58	58	58	58	58
58	WHITEMAN	40												

TCR UK Race Weekend - Donington Park - 9th/10th Sept 2023

Downforce Radio Mazda MX-5 Clubman Championship

RACE 8 - SECTOR ANALYSIS



SECTOR 1 = FL to I1, SECTOR 2 = I1 to I2, SECTOR 3 = I2 to FL, DIFF = Difference To Personal Best Lap, P = Crossed Finish Line in Pit Lane, D = Time Disallowed

P1 73		Beau PARRY		Mazda MX-5 Mk1			
IDEAL LAP TIME : 1:24.721		BEST LAP TIME : 1:24.863		DIFFERENCE : 0.142			
LAP	SECTOR 1	SECTOR 2	SECTOR 3	LAP TIME	MPH	DIFF	TIME OF DAY
1 -		46.382	15.277	1:31.753	77.64	6.890	13:55:13.923
2 -	25.090	46.661	15.419	1:27.170	81.73	2.307	13:56:41.093
3 -	25.034	45.333	14.986	1:25.353	83.47	0.490	13:58:06.446
4 -	24.953	45.267	14.873	1:25.093 (2)	83.72	0.230	13:59:31.539
5 -	25.009	45.474	14.776	1:25.259	83.56	0.396	14:00:56.798
6 -	24.886	45.164	14.813	1:24.863 (1)	83.95		14:02:21.661
7 -	25.223	45.264	14.961	1:25.448	83.37	0.585	14:03:47.109
8 -	24.951	45.604	14.671	1:25.226 (3)	83.59	0.363	14:05:12.335
9 -	25.714	46.451	14.979	1:27.144	81.75	2.281	14:06:39.479
10 -	25.527	45.786	15.074	1:26.387	82.47	1.524	14:08:05.866
11 -	25.041	45.787	15.019	1:25.847	82.99	0.984	14:09:31.713

P2 50		Jon PETHICK		Mazda MX-5 Mk1			
IDEAL LAP TIME : 1:25.061		BEST LAP TIME : 1:25.448		DIFFERENCE : 0.387			
LAP	SECTOR 1	SECTOR 2	SECTOR 3	LAP TIME	MPH	DIFF	TIME OF DAY
1 -		46.396	15.031	1:31.327	78.01	5.879	13:55:13.497
2 -	25.159	46.844	15.776	1:27.779	81.16	2.331	13:56:41.276
3 -	25.067	45.413	14.972	1:25.452 (2)	83.37	0.004	13:58:06.728
4 -	24.963	45.735	14.750	1:25.448 (1)	83.37		13:59:32.176
5 -	25.074	45.643	14.813	1:25.530 (3)	83.29	0.082	14:00:57.706
6 -	24.950	45.863	14.782	1:25.595	83.23	0.147	14:02:23.301
7 -	25.072	45.969	14.827	1:25.868	82.97	0.420	14:03:49.169
8 -	25.150	46.043	14.753	1:25.946	82.89	0.498	14:05:15.115
9 -	25.150	45.872	14.698	1:25.720	83.11	0.272	14:06:40.835
10 -	25.185	46.167	14.960	1:26.312	82.54	0.864	14:08:07.147
11 -	25.180	46.568	14.770	1:26.518	82.34	1.070	14:09:33.665

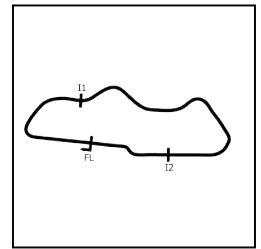
P3 500		Jordan PIMLEY		Mazda MX-5 Mk1			
IDEAL LAP TIME : 1:24.558		BEST LAP TIME : 1:24.933		DIFFERENCE : 0.375			
LAP	SECTOR 1	SECTOR 2	SECTOR 3	LAP TIME	MPH	DIFF	TIME OF DAY
1 -		46.813	15.067	1:32.555	76.97	7.622	13:55:14.725
2 -	24.880	45.828	14.792	1:25.500	83.32	0.567	13:56:40.225
3 -	25.072	45.694	14.656	1:25.422	83.40	0.489	13:58:05.647
4 -	24.927	45.570	14.552	1:25.049 (2)	83.77	0.116	13:59:30.696
5 -	24.810	45.528	14.595	1:24.933 (1)	83.88		14:00:55.629
6 -	25.667	45.196	14.704	1:25.567	83.26	0.634	14:02:21.196
7 -	25.195	45.628	14.687	1:25.510	83.31	0.577	14:03:46.706
8 -	24.949	45.668	14.585	1:25.202 (3)	83.62	0.269	14:05:11.908
9 -	26.236	46.187	14.567	1:26.990	81.90	2.057	14:06:38.898
10 -	24.957	45.670	14.900	1:25.527	83.30	0.594	14:08:04.425
11 -	25.227	46.216	14.750	1:26.193	82.65	1.260	14:09:30.618

P4 8		Harry DEANE		Mazda MX-5 Mk1			
IDEAL LAP TIME : 1:25.485		BEST LAP TIME : 1:25.798		DIFFERENCE : 0.313			
LAP	SECTOR 1	SECTOR 2	SECTOR 3	LAP TIME	MPH	DIFF	TIME OF DAY
1 -		47.043	15.376	1:32.881	76.70	7.083	13:55:15.051
2 -	24.991	45.727	15.662	1:26.380	82.48	0.582	13:56:41.431
3 -	25.235	45.787	14.843	1:25.865 (2)	82.97	0.067	13:58:07.296
4 -	25.151	46.074	14.767	1:25.992 (3)	82.85	0.194	13:59:33.288
5 -	24.999	46.004	14.795	1:25.798 (1)	83.03		14:00:59.086
6 -	25.404	46.150	15.038	1:26.592	82.27	0.794	14:02:25.678
7 -	25.369	46.380	15.083	1:26.832	82.05	1.034	14:03:52.510
8 -	25.329	46.244	14.959	1:26.532	82.33	0.734	14:05:19.042
9 -	25.298	46.365	14.982	1:26.645	82.22	0.847	14:06:45.687
10 -	25.476	46.278	15.203	1:26.957	81.93	1.159	14:08:12.644
11 -	25.656	46.316	15.015	1:26.987	81.90	1.189	14:09:39.631

TCR UK Race Weekend - Donington Park - 9th/10th Sept 2023

Downforce Radio Mazda MX-5 Clubman Championship

RACE 8 - SECTOR ANALYSIS



SECTOR 1 = FL to I1, SECTOR 2 = I1 to I2, SECTOR 3 = I2 to FL, DIFF = Difference To Personal Best Lap, P = Crossed Finish Line in Pit Lane, D = Time Disallowed

P5 21		Matthew FLETCHER		Mazda MX-5 Mk1			
IDEAL LAP TIME : 1:25.105		BEST LAP TIME : 1:25.287		DIFFERENCE : 0.182			
LAP	SECTOR 1	SECTOR 2	SECTOR 3	LAP TIME	MPH	DIFF	TIME OF DAY
1 -		45.777	14.975	1:30.397	78.81	5.110	13:55:12.567
2 -	25.162	45.692	15.113	1:25.967	82.87	0.680	13:56:38.534
3 -	25.130	45.372	15.081	1:25.583	83.24	0.296	13:58:04.117
4 -	25.133	45.695	15.042	1:25.870	82.97	0.583	13:59:29.987
5 -	25.129	45.293	15.058	1:25.480	83.34	0.193	14:00:55.467
6 -	25.337	45.324	14.859	1:25.520	83.30	0.233	14:02:20.987
7 -	25.130	45.323	14.834	1:25.287 (1)	83.53		14:03:46.274
8 -	25.085	45.434	14.906	1:25.425 (3)	83.40	0.138	14:05:11.699
9 -	25.567	45.508	14.795	1:25.870	82.97	0.583	14:06:37.569
10 -	25.017	45.376	14.986	1:25.379 (2)	83.44	0.092	14:08:02.948
11 -	25.084	45.600	15.144	1:25.828	83.01	0.541	14:09:28.776

P6 6		Jack WARRY		Mazda MX-5 Mk1			
IDEAL LAP TIME : 1:25.572		BEST LAP TIME : 1:25.648		DIFFERENCE : 0.076			
LAP	SECTOR 1	SECTOR 2	SECTOR 3	LAP TIME	MPH	DIFF	TIME OF DAY
1 -		46.773	15.087	1:33.635	76.08	7.987	13:55:15.805
2 -	25.256	46.930	14.941	1:27.127	81.77	1.479	13:56:42.932
3 -	25.006	46.000	14.642	1:25.648 (1)	83.18		13:58:08.580
4 -	25.305	46.563	15.287	1:27.155	81.74	1.507	13:59:35.735
5 -	25.563	45.994	14.642	1:26.199 (3)	82.65	0.551	14:01:01.934
6 -	25.220	45.944	14.622	1:25.786 (2)	83.05	0.138	14:02:27.720
7 -	25.661	46.438	14.783	1:26.882	82.00	1.234	14:03:54.602
8 -	25.389	46.442	14.780	1:26.611	82.26	0.963	14:05:21.213
9 -	25.513	46.289	15.049	1:26.851	82.03	1.203	14:06:48.064
10 -	25.963	47.596	15.198	1:28.757	80.27	3.109	14:08:16.821
11 -	25.915	46.928	16.860	1:29.703	79.42	4.055	14:09:46.524

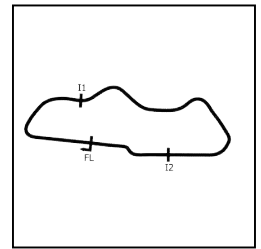
P7 24		Simon WATERFALL		Mazda MX-5 Mk1			
IDEAL LAP TIME : 1:25.725		BEST LAP TIME : 1:26.116		DIFFERENCE : 0.391			
LAP	SECTOR 1	SECTOR 2	SECTOR 3	LAP TIME	MPH	DIFF	TIME OF DAY
1 -		47.122	15.509	1:33.161	76.47	7.045	13:55:15.331
2 -	25.093	46.065	15.224	1:26.382 (3)	82.47	0.266	13:56:41.713
3 -	25.311	45.910	14.895	1:26.116 (1)	82.73		13:58:07.829
4 -	25.253	45.986	15.219	1:26.458	82.40	0.342	13:59:34.287
5 -	25.666	46.195	14.821	1:26.682	82.19	0.566	14:01:00.969
6 -	25.561	45.811	14.998	1:26.370 (2)	82.48	0.254	14:02:27.339
7 -	26.244	46.331	15.082	1:27.657	81.27	1.541	14:03:54.996
8 -	25.292	46.412	14.972	1:26.676	82.19	0.560	14:05:21.672
9 -	25.390	46.241	15.201	1:26.832	82.05	0.716	14:06:48.504
10 -	25.767	47.616	15.262	1:28.645	80.37	2.529	14:08:17.149
11 -	25.856	46.959	16.338	1:29.153	79.91	3.037	14:09:46.302

P8 11 M		Jonathan GREENSMITH		Mazda MX-5 Mk1			
IDEAL LAP TIME : 1:25.658		BEST LAP TIME : 1:25.658		DIFFERENCE : 0.000			
LAP	SECTOR 1	SECTOR 2	SECTOR 3	LAP TIME	MPH	DIFF	TIME OF DAY
1 -		46.914	15.080	1:33.495	76.20	7.837	13:55:15.665
2 -	25.081	47.016	14.941	1:27.038	81.85	1.380	13:56:42.703
3 -	25.075	45.761	14.822	1:25.658 (1)	83.17		13:58:08.361
4 -	25.470	46.456	15.797	1:27.723	81.21	2.065	13:59:36.084
5 -	25.379	46.089	15.000	1:26.468 (2)	82.39	0.810	14:01:02.552
6 -	25.294	46.223	15.065	1:26.582 (3)	82.28	0.924	14:02:29.134
7 -	25.537	46.095	14.997	1:26.629	82.24	0.971	14:03:55.763
8 -	25.449	46.344	15.052	1:26.845	82.03	1.187	14:05:22.608
9 -	25.427	46.495	15.254	1:27.176	81.72	1.518	14:06:49.784
10 -	25.497	46.699	15.505	1:27.701	81.23	2.043	14:08:17.485
11 -	25.778	46.793	16.636	1:29.207	79.86	3.549	14:09:46.692

TCR UK Race Weekend - Donington Park - 9th/10th Sept 2023

Downforce Radio Mazda MX-5 Clubman Championship

RACE 8 - SECTOR ANALYSIS



SECTOR 1 = FL to I1, SECTOR 2 = I1 to I2, SECTOR 3 = I2 to FL, DIFF = Difference To Personal Best Lap, P = Crossed Finish Line in Pit Lane, D = Time Disallowed

P9 18		Matthew GODDARD		Mazda MX-5 Mk1			
IDEAL LAP TIME : 1:26.301		BEST LAP TIME : 1:26.907		DIFFERENCE : 0.606			
LAP	SECTOR 1	SECTOR 2	SECTOR 3	LAP TIME	MPH	DIFF	TIME OF DAY
1 -		49.407	15.225	1:35.826	74.34	8.919	13:55:17.996
2 -	25.783	46.934	15.196	1:27.913	81.04	1.006	13:56:45.909
3 -	25.249	46.105	15.683	1:27.037 (3)	81.85	0.130	13:58:12.946
4 -	25.576	46.374	15.531	1:27.481	81.44	0.574	13:59:40.427
5 -	25.887	47.494	15.994	1:29.375	79.71	2.468	14:01:09.802
6 -	25.474	46.553	15.707	1:27.734	81.20	0.827	14:02:37.536
7 -	25.933	46.669	15.580	1:28.182	80.79	1.275	14:04:05.718
8 -	25.540	46.420	14.947	1:26.907 (1)	81.98		14:05:32.625
9 -	25.637	46.492	14.987	1:27.116	81.78	0.209	14:06:59.741
10 -	25.590	46.352	15.008	1:26.950 (2)	81.93	0.043	14:08:26.691
11 -	25.844	46.129	15.581	1:27.554	81.37	0.647	14:09:54.245

P10 99		Russell HALLEY		Mazda MX-5 Mk1			
IDEAL LAP TIME : 1:26.774		BEST LAP TIME : 1:27.149		DIFFERENCE : 0.375			
LAP	SECTOR 1	SECTOR 2	SECTOR 3	LAP TIME	MPH	DIFF	TIME OF DAY
1 -		47.338	15.645	1:35.435	74.65	8.286	13:55:17.605
2 -	25.740	46.847	15.041	1:27.628 (2)	81.30	0.479	13:56:45.233
3 -	25.249	46.519	15.381	1:27.149 (1)	81.75		13:58:12.382
4 -	25.830	46.573	15.407	1:27.810 (3)	81.13	0.661	13:59:40.192
5 -	25.718	47.936	16.542	1:30.196	78.99	3.047	14:01:10.388
6 -	26.116	46.770	15.940	1:28.826	80.20	1.677	14:02:39.214
7 -	25.590	47.387	15.377	1:28.354	80.63	1.205	14:04:07.568
8 -	25.214	46.558	16.211	1:27.983	80.97	0.834	14:05:35.551
9 -	25.706	46.579	16.721	1:29.006	80.04	1.857	14:07:04.557
10 -	25.728	47.069	15.290	1:28.087	80.88	0.938	14:08:32.644
11 -	25.628	47.478	15.176	1:28.282	80.70	1.133	14:10:00.926

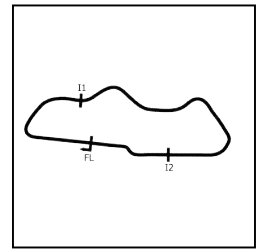
P11 228		Jake PAICE		Mazda MX-5 Mk1			
IDEAL LAP TIME : 1:26.150		BEST LAP TIME : 1:26.726		DIFFERENCE : 0.576			
LAP	SECTOR 1	SECTOR 2	SECTOR 3	LAP TIME	MPH	DIFF	TIME OF DAY
1 -		48.788	15.088	1:36.861	73.55	10.135	13:55:19.031
2 -	25.426	46.934	15.761	1:28.121 (3)	80.85	1.395	13:56:47.152
3 -	25.412	46.128	15.186	1:26.726 (1)	82.15		13:58:13.878
4 -	25.992	47.322	15.119	1:28.433	80.56	1.707	13:59:42.311
5 -	24.989	47.100	16.420	1:28.509	80.49	1.783	14:01:10.820
6 -	25.704	46.588	15.587	1:27.879 (2)	81.07	1.153	14:02:38.699
7 -	25.391	47.763	15.033	1:28.187	80.79	1.461	14:04:06.886
8 -	25.578	46.676	16.254	1:28.508	80.49	1.782	14:05:35.394
9 -	25.588	46.789	16.401	1:28.778	80.25	2.052	14:07:04.172
10 -	25.871	47.323	15.515	1:28.709	80.31	1.983	14:08:32.881
11 -	25.505	47.932	15.096	1:28.533	80.47	1.807	14:10:01.414

P12 42 M		Paul BATEMAN		Mazda MX-5 Mk1			
IDEAL LAP TIME : 1:25.241		BEST LAP TIME : 1:25.878		DIFFERENCE : 0.637			
LAP	SECTOR 1	SECTOR 2	SECTOR 3	LAP TIME	MPH	DIFF	TIME OF DAY
1 -		58.373	17.165	1:46.435	66.93	20.557	13:55:28.605
2 -	26.043	46.472	16.627	1:29.142	79.92	3.264	13:56:57.747
3 -	25.294	46.176	14.812	1:26.282	82.57	0.404	13:58:24.029
4 -	25.117	45.451	15.366	1:25.934 (2)	82.90	0.056	13:59:49.963
5 -	26.703	46.291	14.826	1:27.820	81.12	1.942	14:01:17.783
6 -	24.978	46.277	14.874	1:26.129 (3)	82.72	0.251	14:02:43.912
7 -	25.063	45.994	14.821	1:25.878 (1)	82.96		14:04:09.790
8 -	25.164	45.979	15.657	1:26.800	82.08	0.922	14:05:36.590
9 -	25.956	47.087	15.596	1:28.639	80.37	2.761	14:07:05.229
10 -	25.958	47.107	15.791	1:28.856	80.18	2.978	14:08:34.085
11 -	25.953	46.795	15.300	1:28.048	80.91	2.170	14:10:02.133

TCR UK Race Weekend - Donington Park - 9th/10th Sept 2023

Downforce Radio Mazda MX-5 Clubman Championship

RACE 8 - SECTOR ANALYSIS



SECTOR 1 = FL to I1, SECTOR 2 = I1 to I2, SECTOR 3 = I2 to FL, DIFF = Difference To Personal Best Lap, P = Crossed Finish Line in Pit Lane, D = Time Disallowed

P13 722 M Alan HAWKINS		Mazda MX-5 Mk1					
IDEAL LAP TIME : 1:26.812		BEST LAP TIME : 1:27.464		DIFFERENCE : 0.652			
LAP	SECTOR 1	SECTOR 2	SECTOR 3	LAP TIME	MPH	DIFF	TIME OF DAY
1 -		47.133	15.596	1:34.752	75.19	7.288	13:55:16.922
2 -	25.699	46.753	15.376	1:27.828 (3)	81.12	0.364	13:56:44.750
3 -	25.538	46.588	15.338	1:27.464 (1)	81.45		13:58:12.214
4 -	25.773	46.635	15.427	1:27.835	81.11	0.371	13:59:40.049
5 -	26.040	47.537	15.609	1:29.186	79.88	1.722	14:01:09.235
6 -	25.573	47.025	15.889	1:28.487	80.51	1.023	14:02:37.722
7 -	25.891	46.707	15.819	1:28.417	80.58	0.953	14:04:06.139
8 -	25.273	47.426	14.951	1:27.650 (2)	81.28	0.186	14:05:33.789
9 -	26.480	47.490	16.233	1:30.203	78.98	2.739	14:07:03.992
10 -	26.066	48.065	15.793	1:29.924	79.22	2.460	14:08:33.916
11 -	25.984	47.962	15.439	1:29.385	79.70	1.921	14:10:03.301

P14 101 M Hayden McDONALD		Mazda MX-5 Mk1					
IDEAL LAP TIME : 1:26.737		BEST LAP TIME : 1:27.076		DIFFERENCE : 0.339			
LAP	SECTOR 1	SECTOR 2	SECTOR 3	LAP TIME	MPH	DIFF	TIME OF DAY
1 -		47.405	15.940	1:35.632	74.50	8.556	13:55:17.802
2 -	25.688	46.808	15.357	1:27.853 (2)	81.09	0.777	13:56:45.655
3 -	25.212	46.296	15.568	1:27.076 (1)	81.82		13:58:12.731
4 -	25.840	46.530	15.684	1:28.054	80.91	0.978	13:59:40.785
5 -	25.555	47.556	16.215	1:29.326	79.76	2.250	14:01:10.111
6 -	25.553	46.268	16.112	1:27.933 (3)	81.02	0.857	14:02:38.044
7 -	25.862	47.497	15.257	1:28.616	80.39	1.540	14:04:06.660
8 -	25.579	46.974	16.541	1:29.094	79.96	2.018	14:05:35.754
9 -	25.661	46.504	17.584	1:29.749	79.38	2.673	14:07:05.503
10 -	26.660	46.686	15.857	1:29.203	79.86	2.127	14:08:34.706
11 -	26.551	46.840	15.367	1:28.758	80.27	1.682	14:10:03.464

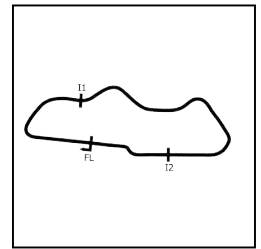
P15 128 M Del PAICE		Mazda MX-5 Mk1					
IDEAL LAP TIME : 1:26.403		BEST LAP TIME : 1:26.658		DIFFERENCE : 0.255			
LAP	SECTOR 1	SECTOR 2	SECTOR 3	LAP TIME	MPH	DIFF	TIME OF DAY
1 -		48.193	15.561	1:36.445	73.87	9.787	13:55:18.615
2 -	25.927	47.503	15.409	1:28.839	80.19	2.181	13:56:47.454
3 -	25.316	46.009	15.333	1:26.658 (1)	82.21		13:58:14.112
4 -	26.028	46.669	15.272	1:27.969 (3)	80.99	1.311	13:59:42.081
5 -	25.122	47.041	16.476	1:28.639	80.37	1.981	14:01:10.720
6 -	25.673	46.122	15.801	1:27.596 (2)	81.33	0.938	14:02:38.316
7 -	25.621	47.113	15.275	1:28.009	80.95	1.351	14:04:06.325
8 -	25.371	47.306	16.177	1:28.854	80.18	2.196	14:05:35.179
9 -	25.451	47.357	17.091	1:29.899	79.25	3.241	14:07:05.078
10 -	26.904	46.558	15.750	1:29.212	79.86	2.554	14:08:34.290
11 -	26.231	47.701	15.414	1:29.346	79.74	2.688	14:10:03.636

P16 5 M Nick LE DOYEN		Mazda MX-5 Mk1					
IDEAL LAP TIME : 1:26.747		BEST LAP TIME : 1:26.747		DIFFERENCE : 0.000			
LAP	SECTOR 1	SECTOR 2	SECTOR 3	LAP TIME	MPH	DIFF	TIME OF DAY
1 -		48.601	15.532	1:36.655	73.71	9.908	13:55:18.825
2 -	25.504	46.975	15.616	1:28.095	80.87	1.348	13:56:46.920
3 -	25.359	46.107	15.281	1:26.747 (1)	82.13		13:58:13.667
4 -	25.619	46.433	15.437	1:27.489 (2)	81.43	0.742	13:59:41.156
5 -	25.500	47.598	16.720	1:29.818	79.32	3.071	14:01:10.974
6 -	26.171	46.840	15.721	1:28.732	80.29	1.985	14:02:39.706
7 -	25.456	47.386	15.802	1:28.644	80.37	1.897	14:04:08.350
8 -	25.539	46.187	16.275	1:28.001 (3)	80.96	1.254	14:05:36.351
9 -	25.923	47.013	15.756	1:28.692	80.33	1.945	14:07:05.043
10 -	25.626	47.386	17.128	1:30.140	79.03	3.393	14:08:35.183
11 -	26.802	46.533	15.579	1:28.914	80.12	2.167	14:10:04.097

TCR UK Race Weekend - Donington Park - 9th/10th Sept 2023

Downforce Radio Mazda MX-5 Clubman Championship

RACE 8 - SECTOR ANALYSIS



SECTOR 1 = FL to I1, SECTOR 2 = I1 to I2, SECTOR 3 = I2 to FL, DIFF = Difference To Personal Best Lap, P = Crossed Finish Line in Pit Lane, D = Time Disallowed

P17 2		Jake STYLES		Mazda MX-5 Mk1			
IDEAL LAP TIME : 1:26.165		BEST LAP TIME : 1:26.578		DIFFERENCE : 0.413			
LAP	SECTOR 1	SECTOR 2	SECTOR 3	LAP TIME	MPH	DIFF	TIME OF DAY
1 -		49.323	15.505	1:37.757	72.88	11.179	13:55:19.927
2 -	25.335	47.006	15.517	1:27.858	81.09	1.280	13:56:47.785
3 -	25.161	46.094	15.323	1:26.578 (1)	82.29		13:58:14.363
4 -	25.482	46.701	15.190	1:27.373 (2)	81.54	0.795	13:59:41.736
5 -	25.146	47.192	16.462	1:28.800	80.23	2.222	14:01:10.536
6 -	25.441	46.256	16.122	1:27.819 (3)	81.12	1.241	14:02:38.355
7 -	25.693	47.942	15.543	1:29.178	79.89	2.600	14:04:07.533
8 -	26.125	46.179	16.265	1:28.569	80.44	1.991	14:05:36.102
9 -	26.091	45.829	17.287	1:29.207	79.86	2.629	14:07:05.309
10 -	28.630	46.165	15.558	1:30.353	78.85	3.775	14:08:35.662
11 -	26.484	46.787	15.551	1:28.822	80.21	2.244	14:10:04.484

P18 70 M		Michael PEARCE		Mazda MX-5 Mk1			
IDEAL LAP TIME : 1:27.166		BEST LAP TIME : 1:27.379		DIFFERENCE : 0.213			
LAP	SECTOR 1	SECTOR 2	SECTOR 3	LAP TIME	MPH	DIFF	TIME OF DAY
1 -		50.254	16.025	1:39.095	71.89	11.716	13:55:21.265
2 -	26.734	47.771	15.726	1:30.231	78.96	2.852	13:56:51.496
3 -	25.857	46.784	16.024	1:28.665	80.35	1.286	13:58:20.161
4 -	25.694	47.025	16.127	1:28.846	80.19	1.467	13:59:49.007
5 -	25.685	46.775	15.711	1:28.171	80.80	0.792	14:01:17.178
6 -	25.820	46.724	15.271	1:27.815	81.13	0.436	14:02:44.993
7 -	25.332	46.891	15.419	1:27.642 (3)	81.29	0.263	14:04:12.635
8 -	25.492	46.707	15.380	1:27.579 (2)	81.35	0.200	14:05:40.214
9 -	25.576	47.377	15.377	1:28.330	80.65	0.951	14:07:08.544
10 -	27.088	46.860	15.264	1:29.212	79.86	1.833	14:08:37.756
11 -	25.545	46.633	15.201	1:27.379 (1)	81.53		14:10:05.135

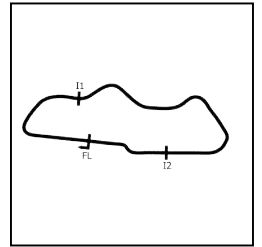
P19 264		William BREAME		Mazda MX-5 Mk1			
IDEAL LAP TIME : 1:27.821		BEST LAP TIME : 1:28.292		DIFFERENCE : 0.471			
LAP	SECTOR 1	SECTOR 2	SECTOR 3	LAP TIME	MPH	DIFF	TIME OF DAY
1 -		49.256	16.142	1:39.074	71.91	10.782	13:55:21.244
2 -	27.136	48.996	15.798	1:31.930	77.50	3.638	13:56:53.174
3 -	25.623	47.240	15.808	1:28.671	80.34	0.379	13:58:21.845
4 -	25.699	46.941	16.253	1:28.893	80.14	0.601	13:59:50.738
5 -	26.813	46.947	15.351	1:29.111	79.95	0.819	14:01:19.849
6 -	25.599	47.341	15.534	1:28.474 (2)	80.52	0.182	14:02:48.323
7 -	26.266	47.693	15.409	1:29.368	79.72	1.076	14:04:17.691
8 -	25.702	47.160	15.430	1:28.292 (1)	80.69		14:05:45.983
9 -	25.891	47.225	15.463	1:28.579 (3)	80.43	0.287	14:07:14.562
10 -	26.099	47.631	15.803	1:29.533	79.57	1.241	14:08:44.095
11 -	26.085	47.415	15.281	1:28.781	80.24	0.489	14:10:12.876

P20 59		Kevin BIRD		Mazda MX-5 Mk1			
IDEAL LAP TIME : 1:26.790		BEST LAP TIME : 1:27.138		DIFFERENCE : 0.348			
LAP	SECTOR 1	SECTOR 2	SECTOR 3	LAP TIME	MPH	DIFF	TIME OF DAY
1 -		49.273	15.679	1:38.064	72.65	10.926	13:55:20.234
2 -	25.485	46.959	15.517	1:27.961 (3)	80.99	0.823	13:56:48.195
3 -	25.406	46.746	15.156	1:27.308 (2)	81.60	0.170	13:58:15.503
4 -	25.497	46.528	15.113	1:27.138 (1)	81.76		13:59:42.641
5 -	25.246	46.874	16.357	1:28.477	80.52	1.339	14:01:11.118
6 -	25.686	46.890	16.182	1:28.758	80.27	1.620	14:02:39.876
7 -	25.496	47.492	15.707	1:28.695	80.32	1.557	14:04:08.571
8 -	25.567	46.431	15.998	1:27.996	80.96	0.858	14:05:36.567
9 -	25.790	47.390	15.602	1:28.782	80.24	1.644	14:07:05.349
10 -	36.836	47.227	15.784	1:39.847	71.35	12.709	14:08:45.196
11 -	25.809	47.687	15.250	1:28.746	80.28	1.608	14:10:13.942

TCR UK Race Weekend - Donington Park - 9th/10th Sept 2023

Downforce Radio Mazda MX-5 Clubman Championship

RACE 8 - SECTOR ANALYSIS



SECTOR 1 = FL to I1, SECTOR 2 = I1 to I2, SECTOR 3 = I2 to FL, DIFF = Difference To Personal Best Lap, P = Crossed Finish Line in Pit Lane, D = Time Disallowed

P21 9		Jamie TURNER		Mazda MX-5 Mk1			
IDEAL LAP TIME : 1:26.675		BEST LAP TIME : 1:27.316		DIFFERENCE : 0.641			
LAP	SECTOR 1	SECTOR 2	SECTOR 3	LAP TIME	MPH	DIFF	TIME OF DAY
1 -		58.605	16.960	1:46.933	66.62	19.617	13:55:29.103
2 -	29.457	47.986	15.594	1:33.037	76.57	5.721	13:57:02.140
3 -	25.691	48.181	15.300	1:29.172	79.89	1.856	13:58:31.312
4 -	26.039	46.407	16.615	1:29.061	79.99	1.745	14:00:00.373
5 -	25.960	47.184	15.452	1:28.596	80.41	1.280	14:01:28.969
6 -	25.528	46.302	15.486	1:27.316 (1)	81.59		14:02:56.285
7 -	25.608	46.737	15.263	1:27.608 (2)	81.32	0.292	14:04:23.893
8 -	25.286	47.340	15.087	1:27.713 (3)	81.22	0.397	14:05:51.606
9 -	25.711	47.790	15.487	1:28.988	80.06	1.672	14:07:20.594
10 -	25.796	46.735	15.692	1:28.223	80.75	0.907	14:08:48.817
11 -	25.690	46.841	15.451	1:27.982	80.97	0.666	14:10:16.799

P22 96		Peter BELL		Mazda MX-5 Mk1			
IDEAL LAP TIME : 1:27.344		BEST LAP TIME : 1:28.138		DIFFERENCE : 0.794			
LAP	SECTOR 1	SECTOR 2	SECTOR 3	LAP TIME	MPH	DIFF	TIME OF DAY
1 -		49.444	15.710	1:39.590	71.53	11.452	13:55:21.760
2 -	25.848	47.402	15.839	1:29.089	79.97	0.951	13:56:50.849
3 -	26.156	47.043	15.523	1:28.722 (3)	80.30	0.584	13:58:19.571
4 -	26.010	47.103	16.706	1:29.819	79.32	1.681	13:59:49.390
5 -	33.327	47.478	15.219	1:36.024	74.19	7.886	14:01:25.414
6 -	25.457	46.989	15.692	1:28.138 (1)	80.83		14:02:53.552
7 -	25.982	47.162	16.380	1:29.524	79.58	1.386	14:04:23.076
8 -	25.511	46.668	16.293	1:28.472 (2)	80.52	0.334	14:05:51.548
9 -	26.697	47.812	16.170	1:30.679	78.56	2.541	14:07:22.227
10 -	26.008	48.647	15.596	1:30.251	78.94	2.113	14:08:52.478
11 -	26.213	47.214	15.735	1:29.162	79.90	1.024	14:10:21.640

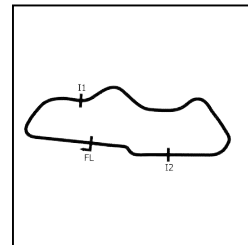
P23 69 M		George GRANT		Mazda MX-5 Mk1			
IDEAL LAP TIME :		BEST LAP TIME : 1:27.905		DIFFERENCE :			
LAP	SECTOR 1	SECTOR 2	SECTOR 3	LAP TIME	MPH	DIFF	TIME OF DAY
1 -				1:45.880	67.28	17.975	13:55:28.049
2 -				1:31.113	78.19	3.208	13:56:59.163
3 -				1:29.468	79.63	1.563	13:58:28.631
4 -				1:27.958 (2)	81.00	0.053	13:59:56.589
5 -				1:28.212	80.76	0.307	14:01:24.801
6 -				1:27.905 (1)	81.04		14:02:52.706
7 -				1:29.540	79.56	1.635	14:04:22.246
8 -				1:28.717	80.30	0.812	14:05:50.963
9 -				1:29.996	79.16	2.091	14:07:20.959
10 -				1:28.155	80.81	0.250	14:08:49.114
11 -				1:28.035 (3)	80.92	0.130	14:10:17.149

P24 888		Thomas DAVIS		Mazda MX-5 Mk1			
IDEAL LAP TIME : 1:27.859		BEST LAP TIME : 1:28.157		DIFFERENCE : 0.298			
LAP	SECTOR 1	SECTOR 2	SECTOR 3	LAP TIME	MPH	DIFF	TIME OF DAY
1 -		50.630	16.277	1:42.869	69.25	14.712	13:55:25.039
2 -	25.819	49.003	16.403	1:31.225	78.09	3.068	13:56:56.264
3 -	25.658	48.068	15.660	1:29.386	79.70	1.229	13:58:25.650
4 -	25.580	46.788	15.789	1:28.157 (1)	80.81		13:59:53.807
5 -	27.545	47.357	15.491	1:30.393	78.81	2.236	14:01:24.200
6 -	25.721	47.593	16.053	1:29.367	79.72	1.210	14:02:53.567
7 -	25.676	47.248	16.357	1:29.281 (3)	79.80	1.124	14:04:22.848
8 -	26.076	46.851	16.008	1:28.935 (2)	80.11	0.778	14:05:51.783
9 -	26.157	47.949	17.223	1:31.329	78.01	3.172	14:07:23.112
10 -	27.076	47.868	16.704	1:31.648	77.73	3.491	14:08:54.760
11 -	25.895	48.072	16.424	1:30.391	78.82	2.234	14:10:25.151

TCR UK Race Weekend - Donington Park - 9th/10th Sept 2023

Downforce Radio Mazda MX-5 Clubman Championship

RACE 8 - SECTOR ANALYSIS



SECTOR 1 = FL to I1, SECTOR 2 = I1 to I2, SECTOR 3 = I2 to FL, DIFF = Difference To Personal Best Lap, P = Crossed Finish Line in Pit Lane, D = Time Disallowed

P25 991 M		Simon PRIVETT		Mazda MX-5 Mk1			
IDEAL LAP TIME : 1:28.269		BEST LAP TIME : 1:28.354		DIFFERENCE : 0.085			
LAP	SECTOR 1	SECTOR 2	SECTOR 3	LAP TIME	MPH	DIFF	TIME OF DAY
1 -		49.992	15.886	1:40.824	70.66	12.470	13:55:22.994
2 -	26.251	49.009	15.646	1:30.906	78.37	2.552	13:56:53.900
3 -	25.902	47.946	15.521	1:29.369 (3)	79.72	1.015	13:58:23.269
4 -	26.286	47.431	15.670	1:29.387	79.70	1.033	13:59:52.656
5 -	29.475	48.858	15.430	1:33.763	75.98	5.409	14:01:26.419
6 -	25.735	47.213	15.532	1:28.480 (2)	80.52	0.126	14:02:54.899
7 -	26.101	48.480	15.521	1:30.102	79.07	1.748	14:04:25.001
8 -	25.734	47.105	15.515	1:28.354 (1)	80.63		14:05:53.355
9 -	25.863	47.825	15.850	1:29.538	79.57	1.184	14:07:22.893
10 -	26.826	48.352	17.390	1:32.568	76.96	4.214	14:08:55.461
11 -	26.600	47.172	16.049	1:29.821	79.32	1.467	14:10:25.282

P26 122 M		Robert GREENSMITH		Mazda MX-5 Mk1			
IDEAL LAP TIME : 1:27.969		BEST LAP TIME : 1:28.209		DIFFERENCE : 0.240			
LAP	SECTOR 1	SECTOR 2	SECTOR 3	LAP TIME	MPH	DIFF	TIME OF DAY
1 -		48.131	15.798	1:49.388	65.13	21.179	13:55:31.558
2 -	27.907	48.095	15.307	1:31.309	78.02	3.100	13:57:02.867
3 -	25.801	48.319	16.086	1:30.206	78.98	1.997	13:58:33.073
4 -	25.676	47.569	15.430	1:28.675 (2)	80.34	0.466	14:00:01.748
5 -	26.513	48.021	16.487	1:31.021	78.27	2.812	14:01:32.769
6 -	25.903	49.702	15.700	1:31.305	78.03	3.096	14:03:04.074
7 -	25.768	46.986	15.455	1:28.209 (1)	80.77		14:04:32.283
8 -	25.788	47.228	15.789	1:28.805 (3)	80.22	0.596	14:06:01.088
9 -	28.177	49.039	15.794	1:33.010	76.60	4.801	14:07:34.098
10 -	26.161	47.788	16.416	1:30.365	78.84	2.156	14:09:04.463
11 -	26.353	47.709	15.617	1:29.679	79.44	1.470	14:10:34.142

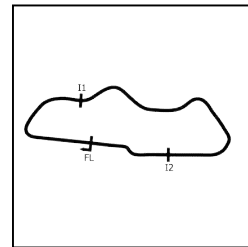
P27 3		Jordan HEAD		Mazda MX-5 Mk1			
IDEAL LAP TIME : 1:28.535		BEST LAP TIME : 1:29.247		DIFFERENCE : 0.712			
LAP	SECTOR 1	SECTOR 2	SECTOR 3	LAP TIME	MPH	DIFF	TIME OF DAY
1 -		49.620	15.729	1:39.355	71.70	10.108	13:55:21.525
2 -	26.121	47.703	16.311	1:30.135	79.04	0.888	13:56:51.660
3 -	26.506	47.264	15.918	1:29.688	79.43	0.441	13:58:21.348
4 -	25.972	47.017	16.258	1:29.247 (1)	79.83		13:59:50.595
5 -	29.017	47.088	15.607	1:31.712	77.68	2.465	14:01:22.307
6 -	25.997	47.303	15.963	1:29.263 (2)	79.81	0.016	14:02:51.570
7 -	25.911	47.953	15.776	1:29.640 (3)	79.48	0.393	14:04:21.210
8 -	26.081	47.318	16.785	1:30.184	79.00	0.937	14:05:51.394
9 -	26.124	48.367	21.704	1:36.195	74.06	6.948	14:07:27.589
10 -	31.405	48.763	16.465	1:36.633	73.72	7.386	14:09:04.222
11 -	26.913	47.549	16.126	1:30.588	78.64	1.341	14:10:34.810

P28 577 M		Chris THELWELL		Mazda MX-5 Mk1			
IDEAL LAP TIME : 1:28.431		BEST LAP TIME : 1:28.847		DIFFERENCE : 0.416			
LAP	SECTOR 1	SECTOR 2	SECTOR 3	LAP TIME	MPH	DIFF	TIME OF DAY
1 -		51.030	16.312	1:44.110	68.43	15.263	13:55:26.280
2 -	26.419	50.252	16.344	1:33.015	76.59	4.168	13:56:59.295
3 -	27.307	49.382	16.217	1:32.906	76.68	4.059	13:58:32.201
4 -	25.873	48.364	15.760	1:29.997	79.16	1.150	14:00:02.198
5 -	26.487	47.823	16.595	1:30.905	78.37	2.058	14:01:33.103
6 -	26.277	50.870	15.906	1:33.053	76.56	4.206	14:03:06.156
7 -	25.752	47.782	15.726	1:29.260 (2)	79.81	0.413	14:04:35.416
8 -	26.168	47.280	15.399	1:28.847 (1)	80.19		14:06:04.263
9 -	25.878	49.514	17.732	1:33.124	76.50	4.277	14:07:37.387
10 -	27.254	47.811	15.625	1:30.690	78.56	1.843	14:09:08.077
11 -	26.249	47.321	15.946	1:29.516 (3)	79.59	0.669	14:10:37.593

TCR UK Race Weekend - Donington Park - 9th/10th Sept 2023

Downforce Radio Mazda MX-5 Clubman Championship

RACE 8 - SECTOR ANALYSIS



SECTOR 1 = FL to I1, SECTOR 2 = I1 to I2, SECTOR 3 = I2 to FL, DIFF = Difference To Personal Best Lap, P = Crossed Finish Line in Pit Lane, D = Time Disallowed

P29 22 G		Mark FORTH		Mazda MX-5 Mk1			
IDEAL LAP TIME : 1:29.110		BEST LAP TIME : 1:29.286		DIFFERENCE : 0.176			
LAP	SECTOR 1	SECTOR 2	SECTOR 3	LAP TIME	MPH	DIFF	TIME OF DAY
1 -		50.223	16.606	1:42.427	69.55	13.141	13:55:24.597
2 -	26.638	49.640	18.553	1:34.831	75.12	5.545	13:56:59.428
3 -	27.040	48.719	15.925	1:31.684	77.70	2.398	13:58:31.112
4 -	26.435	47.746	15.927	1:30.108	79.06	0.822	14:00:01.220
5 -	26.798	48.059	16.398	1:31.255	78.07	1.969	14:01:32.475
6 -	25.985	49.253	15.704	1:30.942	78.34	1.656	14:03:03.417
7 -	25.732	48.282	15.755	1:29.769 (3)	79.36	0.483	14:04:33.186
8 -	25.661	47.745	15.880	1:29.286 (1)	79.79		14:06:02.472
9 -	26.620	49.309	19.532	1:35.461	74.63	6.175	14:07:37.933
10 -	28.022	48.098	15.724	1:31.844	77.57	2.558	14:09:09.777
11 -	25.913	47.746	15.757	1:29.416 (2)	79.67	0.130	14:10:39.193

P30 166 M (G)		Ossie McLEAN		Mazda MX-5 Mk1			
IDEAL LAP TIME : 1:28.141		BEST LAP TIME : 1:28.305		DIFFERENCE : 0.164			
LAP	SECTOR 1	SECTOR 2	SECTOR 3	LAP TIME	MPH	DIFF	TIME OF DAY
1 -		49.907	16.138	1:41.477	70.20	13.172	13:55:23.647
2 -	25.831	50.059	18.920	1:34.810	75.14	6.505	13:56:58.457
3 -	27.305	48.545	16.551	1:32.401	77.10	4.096	13:58:30.858
4 -	26.802	48.045	15.768	1:30.615	78.62	2.310	14:00:01.473
5 -	26.061	47.708	15.597	1:29.366	79.72	1.061	14:01:30.839
6 -	25.774	56.707	15.495	1:37.976	72.71	9.671	14:03:08.815
7 -	25.875	47.033	15.397	1:28.305 (1)	80.68		14:04:37.120
8 -	25.711	48.081	15.440	1:29.232 (3)	79.84	0.927	14:06:06.352
9 -	25.917	53.480	16.463	1:35.860	74.32	7.555	14:07:42.212
10 -	26.023	48.406	15.468	1:29.897	79.25	1.592	14:09:12.109
11 -	25.879	47.686	15.440	1:29.005 (2)	80.04	0.700	14:10:41.114

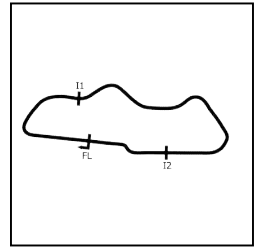
P31 66 M		David SCOLLER		Mazda MX-5 Mk1			
IDEAL LAP TIME : 1:29.864		BEST LAP TIME : 1:30.131		DIFFERENCE : 0.267			
LAP	SECTOR 1	SECTOR 2	SECTOR 3	LAP TIME	MPH	DIFF	TIME OF DAY
1 -		51.253	16.239	1:43.888	68.57	13.757	13:55:26.058
2 -	26.366	50.696	16.764	1:33.826	75.93	3.695	13:56:59.884
3 -	27.040	49.950	17.666	1:34.656	75.26	4.525	13:58:34.540
4 -	26.177	48.446	15.875	1:30.498 (2)	78.72	0.367	14:00:05.038
5 -	26.375	48.234	16.154	1:30.763	78.49	0.632	14:01:35.801
6 -	26.373	49.223	15.834	1:31.430	77.92	1.299	14:03:07.231
7 -	26.309	49.009	15.561	1:30.879	78.39	0.748	14:04:38.110
8 -	26.069	48.509	16.131	1:30.709 (3)	78.54	0.578	14:06:08.819
9 -	26.398	49.924	16.448	1:32.770	76.79	2.639	14:07:41.589
10 -	26.490	49.443	15.793	1:31.726	77.67	1.595	14:09:13.315
11 -	26.101	48.256	15.774	1:30.131 (1)	79.04		14:10:43.446

P32 25		Tom CANNON		Mazda MX-5 Mk1			
IDEAL LAP TIME : 1:28.986		BEST LAP TIME : 1:29.611		DIFFERENCE : 0.625			
LAP	SECTOR 1	SECTOR 2	SECTOR 3	LAP TIME	MPH	DIFF	TIME OF DAY
1 -		52.560	17.411	1:45.799	67.34	16.188	13:55:27.969
2 -	27.618	50.065	16.023	1:33.706	76.03	4.095	13:57:01.675
3 -	26.577	49.041	16.443	1:32.061	77.39	2.450	13:58:33.736
4 -	26.156	47.862	15.593	1:29.611 (1)	79.50		14:00:03.347
5 -	26.488	48.193	15.618	1:30.299 (3)	78.90	0.688	14:01:33.646
6 -	26.074	50.911	15.895	1:32.880	76.70	3.269	14:03:06.526
7 -	26.098	47.970	15.730	1:29.798 (2)	79.34	0.187	14:04:36.324
8 -	26.229	48.768	15.877	1:30.874	78.40	1.263	14:06:07.198
9 -	26.041	47.352	17.133	1:30.526	78.70	0.915	14:07:37.724
10 -	27.204	47.902	15.745	1:30.851	78.42	1.240	14:09:08.575
11 -	26.454	47.886	16.054	1:30.394	78.81	0.783	14:10:38.969

TCR UK Race Weekend - Donington Park - 9th/10th Sept 2023

Downforce Radio Mazda MX-5 Clubman Championship

RACE 8 - SECTOR ANALYSIS



SECTOR 1 = FL to I1, SECTOR 2 = I1 to I2, SECTOR 3 = I2 to FL, DIFF = Difference To Personal Best Lap, P = Crossed Finish Line in Pit Lane, D = Time Disallowed

P33 28 M		Chris WATTS		Mazda MX-5 Mk1			
IDEAL LAP TIME : 1:29.331		BEST LAP TIME : 1:29.951		DIFFERENCE : 0.620			
LAP	SECTOR 1	SECTOR 2	SECTOR 3	LAP TIME	MPH	DIFF	TIME OF DAY
1 -		50.899	17.682	1:45.977	67.22	16.026	13:55:28.147
2 -	28.061	49.918	16.164	1:34.143	75.67	4.192	13:57:02.290
3 -	27.305	48.699	16.667	1:32.671	76.88	2.720	13:58:34.961
4 -	26.132	48.318	15.862	1:30.312 (2)	78.88	0.361	14:00:05.273
5 -	27.280	47.779	15.752	1:30.811	78.45	0.860	14:01:36.084
6 -	26.973	49.733	15.768	1:32.474	77.04	2.523	14:03:08.558
7 -	26.658	47.693	15.600	1:29.951 (1)	79.20		14:04:38.509
8 -	26.038	48.291	16.169	1:30.498 (3)	78.72	0.547	14:06:09.007
9 -	26.447	50.073	16.651	1:33.171	76.46	3.220	14:07:42.178
10 -	26.984	49.998	16.153	1:33.135	76.49	3.184	14:09:15.313
11 -	26.810	48.327	15.742	1:30.879	78.39	0.928	14:10:46.192

P34 57 M		Simon BROWNING		Mazda MX-5 Mk1			
IDEAL LAP TIME : 1:29.727		BEST LAP TIME : 1:30.438		DIFFERENCE : 0.711			
LAP	SECTOR 1	SECTOR 2	SECTOR 3	LAP TIME	MPH	DIFF	TIME OF DAY
1 -		51.816	17.132	1:46.256	67.05	15.818	13:55:28.426
2 -	27.803	50.270	16.175	1:34.248	75.59	3.810	13:57:02.674
3 -	26.622	48.956	17.202	1:32.780	76.79	2.342	13:58:35.454
4 -	26.271	48.514	16.093	1:30.878 (3)	78.39	0.440	14:00:06.332
5 -	26.726	47.693	16.019	1:30.438 (1)	78.77		14:01:36.770
6 -	26.670	50.676	15.763	1:33.109	76.51	2.671	14:03:09.879
7 -	26.383	47.984	16.139	1:30.506 (2)	78.72	0.068	14:04:40.385
8 -	26.516	48.670	15.937	1:31.123	78.18	0.685	14:06:11.508
9 -	26.635	48.674	16.436	1:31.745	77.65	1.307	14:07:43.253
10 -	27.296	49.412	16.111	1:32.819	76.75	2.381	14:09:16.072
11 -	26.727	48.184	16.102	1:31.013	78.28	0.575	14:10:47.085

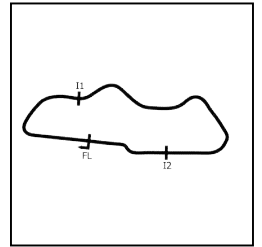
P35 65 M		Peter WILLIAMS		Mazda MX-5 Mk1			
IDEAL LAP TIME : 1:28.135		BEST LAP TIME : 1:28.377		DIFFERENCE : 0.242			
LAP	SECTOR 1	SECTOR 2	SECTOR 3	LAP TIME	MPH	DIFF	TIME OF DAY
1 -		50.058	15.829	1:39.887	71.32	11.510	13:55:22.057
2 -	25.921	49.313	15.491	1:30.725	78.53	2.348	13:56:52.782
3 -	25.846	46.907	15.624	1:28.377 (1)	80.61		13:58:21.159
4 -	25.749	47.127	15.612	1:28.488 (2)	80.51	0.111	13:59:49.647
5 -	38.856	48.904	15.567	1:43.327	68.95	14.950	14:01:32.974
6 -	26.097	50.868	15.839	1:32.804	76.77	4.427	14:03:05.778
7 -	25.864	47.715	15.537	1:29.116	79.94	0.739	14:04:34.894
8 -	25.934	47.639	15.479	1:29.052 (3)	80.00	0.675	14:06:03.946
9 -	25.908	49.378	28.113	1:43.399	68.90	15.022	14:07:47.345
10 -	27.109	47.922	15.549	1:30.580	78.65	2.203	14:09:17.925
11 -	26.250	47.899	15.505	1:29.654	79.46	1.277	14:10:47.579

P36 55		Chris WHITMORE		Mazda MX-5 Mk1			
IDEAL LAP TIME : 1:29.302		BEST LAP TIME : 1:29.656		DIFFERENCE : 0.354			
LAP	SECTOR 1	SECTOR 2	SECTOR 3	LAP TIME	MPH	DIFF	TIME OF DAY
1 -		50.068	15.935	1:41.059	70.49	11.403	13:55:23.229
2 -	26.586	51.194	16.922	1:34.702	75.23	5.046	13:56:57.931
3 -	26.039	48.583	15.865	1:30.487	78.73	0.831	13:58:28.418
4 -	26.752	48.241	16.469	1:31.462	77.89	1.806	13:59:59.880
5 -	26.381	47.730	15.545	1:29.656 (1)	79.46		14:01:29.536
6 -	26.538	48.438	16.010	1:30.986	78.30	1.330	14:03:00.522
7 -	26.553	48.101	15.663	1:30.317 (3)	78.88	0.661	14:04:30.839
8 -	26.197	48.218	17.123	1:31.538	77.83	1.882	14:06:02.377
9 -	27.095	49.828	27.861	1:44.784	67.99	15.128	14:07:47.161
10 -	27.660	48.070	16.100	1:31.830	77.58	2.174	14:09:18.991
11 -	26.377	47.718	15.733	1:29.828 (2)	79.31	0.172	14:10:48.819

TCR UK Race Weekend - Donington Park - 9th/10th Sept 2023

Downforce Radio Mazda MX-5 Clubman Championship

RACE 8 - SECTOR ANALYSIS



SECTOR 1 = FL to I1, SECTOR 2 = I1 to I2, SECTOR 3 = I2 to FL, DIFF = Difference To Personal Best Lap, P = Crossed Finish Line in Pit Lane, D = Time Disallowed

P37 58 M Dale WHITEMAN		Mazda MX-5 Mk1					
IDEAL LAP TIME : 1:32.114		BEST LAP TIME : 1:32.786		DIFFERENCE : 0.672			
LAP	SECTOR 1	SECTOR 2	SECTOR 3	LAP TIME	MPH	DIFF	TIME OF DAY
1 -		52.148	18.325	1:48.360	65.74	15.574	13:55:30.530
2 -	28.574	49.993	16.304	1:34.871	75.09	2.085	13:57:05.401
3 -	26.847	49.393	16.546	1:32.786 (1)	76.78		13:58:38.187
4 -	26.799	49.902	16.751	1:33.452	76.23	0.666	14:00:11.639
5 -	27.107	49.455	16.412	1:32.974 (3)	76.63	0.188	14:01:44.613
6 -	27.168	52.305	16.591	1:36.064	74.16	3.278	14:03:20.677
7 -	26.507	49.778	16.591	1:32.876 (2)	76.71	0.090	14:04:53.553
8 -	26.808	49.683	16.519	1:33.010	76.60	0.224	14:06:26.563
9 -	27.145	50.212	16.530	1:33.887	75.88	1.101	14:08:00.450
10 -	28.341	50.945	16.214	1:35.500	74.60	2.714	14:09:35.950

P38 482 G Daniel HAWKES-REED		Mazda MX-5 Mk1					
IDEAL LAP TIME : 1:28.960		BEST LAP TIME : 1:29.956		DIFFERENCE : 0.996			
LAP	SECTOR 1	SECTOR 2	SECTOR 3	LAP TIME	MPH	DIFF	TIME OF DAY
1 -		50.571	16.759	1:43.498	68.83	13.542	13:55:25.668
2 -	26.256	49.460	17.449	1:33.165	76.47	3.209	13:56:58.833
3 -	26.699	48.919	15.862	1:31.480	77.88	1.524	13:58:30.313
4 -	25.980	48.383	15.860	1:30.223 (2)	78.96	0.267	14:00:00.536
5 -	26.830	47.390	15.736	1:29.956 (1)	79.20		14:01:30.492
6 -	25.840	48.921	15.730	1:30.491 (3)	78.73	0.535	14:03:00.983
7 -	26.413	48.506	15.789	1:30.708	78.54	0.752	14:04:31.691
8 -	26.183	47.787	16.998	1:30.968	78.32	1.012	14:06:02.659
9 -	26.949	49.135	18.804	1:34.888	75.08	4.932	14:07:37.547

P39 38 Andrew DEAN		Mazda MX-5 Mk1					
IDEAL LAP TIME : 1:28.947		BEST LAP TIME : 1:29.936		DIFFERENCE : 0.989			
LAP	SECTOR 1	SECTOR 2	SECTOR 3	LAP TIME	MPH	DIFF	TIME OF DAY
1 -		50.668	16.554	1:41.872	69.93	11.936	13:55:24.042
2 -	26.275	50.419	17.925	1:34.619	75.29	4.683	13:56:58.661
3 -	26.290	48.591	15.900	1:30.781	78.48	0.845	13:58:29.442
4 -	26.033	47.748	16.969	1:30.750 (3)	78.50	0.814	14:00:00.192
5 -	26.936	47.257	15.743	1:29.936 (1)	79.21		14:01:30.128
6 -	26.107	1:06.478	15.793	1:48.378	65.73	18.442	14:03:18.506
7 -	25.947	48.374	15.863	1:30.184 (2)	79.00	0.248	14:04:48.690
8 -	26.570	48.957	17.060	1:32.587	76.95	2.651	14:06:21.277

TCR UK Race Weekend - Donington Park - 9th/10th Sept 2023

Downforce Radio Mazda MX-5 Clubman Championship

RACE 8 - BEST SECTORS

SECTOR 1			SECTOR 2			SECTOR 3			IDEAL / BEST COMPARISON						
POS	NO	NAME	TIME	NO	NAME	TIME	NO	NAME	TIME	POS	NO	NAME	IDEAL	BEST	DIFF
													PERFECT LAP	1:24.526	
1	500	PIMLEY	24.810	73	PARRY	45.164	500	PIMLEY	14.552	1	500	PIMLEY	1:24.558	1:24.933	0.375
2	73	PARRY	24.886	500	PIMLEY	45.196	6	WARRY	14.622	2	73	PARRY	1:24.721	1:24.863	0.142
3	50	PETHICK	24.950	21	FLETCHER	45.293	73	PARRY	14.671	3	50	PETHICK	1:25.061	1:25.448	0.387
4	42	BATEMAN	24.978	50	PETHICK	45.413	50	PETHICK	14.698	4	21	FLETCHER	1:25.105	1:25.287	0.182
5	228	PAICE	24.989	42	BATEMAN	45.451	8	DEANE	14.767	5	42	BATEMAN	1:25.241	1:25.878	0.637
6	8	DEANE	24.991	8	DEANE	45.727	21	FLETCHER	14.795	6	8	DEANE	1:25.485	1:25.798	0.313
7	6	WARRY	25.006	11	GREENSMITH	45.761	42	BATEMAN	14.812	7	6	WARRY	1:25.572	1:25.648	0.076
8	21	FLETCHER	25.017	24	WATERFALL	45.811	24	WATERFALL	14.821	8	11	GREENSMITH	1:25.658	1:25.658	0.000
9	11	GREENSMITH	25.075	2	STYLES	45.829	11	GREENSMITH	14.822	9	24	WATERFALL	1:25.725	1:26.116	0.391
10	24	WATERFALL	25.093	6	WARRY	45.944	18	GODDARD	14.947	10	228	PAICE	1:26.150	1:26.726	0.576
11	128	PAICE	25.122	128	PAICE	46.009	722	HAWKINS	14.951	11	2	STYLES	1:26.165	1:26.578	0.413
12	2	STYLES	25.146	18	GODDARD	46.105	228	PAICE	15.033	12	18	GODDARD	1:26.301	1:26.907	0.606
13	101	McDONALD	25.212	5	LE DOYEN	46.107	99	HALLEY	15.041	13	128	PAICE	1:26.403	1:26.658	0.255
14	99	HALLEY	25.214	228	PAICE	46.128	9	TURNER	15.087	14	9	TURNER	1:26.675	1:27.316	0.641
15	59	BIRD	25.246	101	McDONALD	46.268	59	BIRD	15.113	15	101	McDONALD	1:26.737	1:27.076	0.339
16	18	GODDARD	25.249	9	TURNER	46.302	2	STYLES	15.190	16	5	LE DOYEN	1:26.747	1:26.747	0.000
17	722	HAWKINS	25.273	59	BIRD	46.431	70	PEARCE	15.201	17	99	HALLEY	1:26.774	1:27.149	0.375
18	9	TURNER	25.286	99	HALLEY	46.519	96	BELL	15.219	18	59	BIRD	1:26.790	1:27.138	0.348
19	70	PEARCE	25.332	722	HAWKINS	46.588	101	McDONALD	15.257	19	722	HAWKINS	1:26.812	1:27.464	0.652
20	5	LE DOYEN	25.359	70	PEARCE	46.633	128	PAICE	15.272	20	70	PEARCE	1:27.166	1:27.379	0.213
21	96	BELL	25.457	96	BELL	46.668	5	LE DOYEN	15.281	21	96	BELL	1:27.344	1:28.138	0.794
22	888	DAVIS	25.580	888	DAVIS	46.788	264	BREAME	15.281	22	264	BREAME	1:27.821	1:28.292	0.471
23	264	BREAME	25.599	65	WILLIAMS	46.907	122	GREENSMITH	15.307	23	888	DAVIS	1:27.859	1:28.157	0.298
24	22	FORTH	25.661	264	BREAME	46.941	166	McLEAN	15.397	24	122	GREENSMITH	1:27.969	1:28.209	0.240
25	122	GREENSMITH	25.676	122	GREENSMITH	46.986	577	THELWELL	15.399	25	65	WILLIAMS	1:28.135	1:28.377	0.242
26	166	McLEAN	25.711	3	HEAD	47.017	991	PRIVETT	15.430	26	166	McLEAN	1:28.141	1:28.305	0.164
27	991	PRIVETT	25.734	166	McLEAN	47.033	65	WILLIAMS	15.479	27	991	PRIVETT	1:28.269	1:28.354	0.085
28	65	WILLIAMS	25.749	991	PRIVETT	47.105	888	DAVIS	15.491	28	577	THELWELL	1:28.431	1:28.847	0.416
29	577	THELWELL	25.752	38	DEAN	47.257	55	WHITMORE	15.545	29	3	HEAD	1:28.535	1:29.247	0.712
30	482	HAWKES-REED	25.840	577	THELWELL	47.280	66	SCOULLER	15.561	30	38	DEAN	1:28.947	1:29.936	0.989
31	3	HEAD	25.911	25	CANNON	47.352	25	CANNON	15.593	31	482	HAWKES-REED	1:28.960	1:29.956	0.996
32	38	DEAN	25.947	482	HAWKES-REED	47.390	28	WATTS	15.600	32	25	CANNON	1:28.986	1:29.611	0.625
33	28	WATTS	26.038	28	WATTS	47.693	3	HEAD	15.607	33	22	FORTH	1:29.110	1:29.286	0.176
34	55	WHITMORE	26.039	57	BROWNING	47.693	22	FORTH	15.704	34	55	WHITMORE	1:29.302	1:29.656	0.354
35	25	CANNON	26.041	55	WHITMORE	47.718	482	HAWKES-REED	15.730	35	28	WATTS	1:29.331	1:29.951	0.620
36	66	SCOULLER	26.069	22	FORTH	47.745	38	DEAN	15.743	36	57	BROWNING	1:29.727	1:30.438	0.711
37	57	BROWNING	26.271	66	SCOULLER	48.234	57	BROWNING	15.763	37	66	SCOULLER	1:29.864	1:30.131	0.267
38	58	WHITEMAN	26.507	58	WHITEMAN	49.393	58	WHITEMAN	16.214	38	58	WHITEMAN	1:32.114	1:32.786	0.672
39										39	69	GRANT		1:27.905	
40															

TCR UK Race Weekend - Donington Park - 9th/10th Sept 2023

Downforce Radio Mazda MX-5 Clubman Championship

RACE 8 - STATISTICS

Competitors Started 40
Planned Start 2023-09-10 @ 13:50:00.000
Actual Start 2023-09-10 @ 13:53:42.169
Finish Time 2023-09-10 @ 14:09:28.369
Track Length 1.9790mi.
Total Laps 423
Total Distance Covered 837.1454mi.

Session Fastest Lap History

NO	CL	NAME	LAP TIME	TIME OF DAY	LAP	VEHICLE
21		Matthew FLETCHER	1:25.967	13:56:38.534	2	Mazda MX-5 Mk1
500		Jordan PIMLEY	1:25.500	13:56:40.239	2	Mazda MX-5 Mk1
500		Jordan PIMLEY	1:25.422	13:58:05.661	3	Mazda MX-5 Mk1
73		Beau PARRY	1:25.353	13:58:06.454	3	Mazda MX-5 Mk1
500		Jordan PIMLEY	1:25.049	13:59:30.710	4	Mazda MX-5 Mk1
500		Jordan PIMLEY	1:24.933	14:00:55.644	5	Mazda MX-5 Mk1
73		Beau PARRY	1:24.863	14:02:21.666	6	Mazda MX-5 Mk1

Session Leader History

NO	CL	NAME	FROM LAP	LAPS LED	DISTANCE	VEHICLE
21		Matthew FLETCHER	1	11	21.73 miles	Mazda MX-5 Mk1

Flag History

TYPE	TIME OF DAY
GREEN	13:53:42.169
FINISH	14:09:28.369

Flag Statistics

TYPE	COUNT	TOTAL LAPS	TOTAL TIME
Green	1	11	17:45.824
Red	0	0	0.000
Safety Car	0	0	0.000
FCY	0	0	0.000

TCR UK Race Weekend - Donington Park - 9th/10th Sept 2023

Downforce Radio Mazda MX-5 Clubman Championship

RACE 8 - STATISTICS

CLASS : G

3 Starters

Fastest Lap History

NO	NAME	LAP TIME	TIME OF DAY	LAP	VEHICLE
482	Daniel HAWKES-REED	1:33.165	13:56:58.737	2	Mazda MX-5 Mk1
482	Daniel HAWKES-REED	1:31.480	13:58:30.323	3	Mazda MX-5 Mk1
482	Daniel HAWKES-REED	1:30.223	14:00:00.547	4	Mazda MX-5 Mk1
22	Mark FORTH	1:30.108	14:00:01.232	4	Mazda MX-5 Mk1
482	Daniel HAWKES-REED	1:29.956	14:01:30.503	5	Mazda MX-5 Mk1
22	Mark FORTH	1:29.769	14:04:33.198	7	Mazda MX-5 Mk1
22	Mark FORTH	1:29.286	14:06:02.472	8	Mazda MX-5 Mk1

Leader History

NO	NAME	FROM LAP	LAPS LED	DISTANCE	VEHICLE
22	Mark FORTH	1	1	1.94 miles	Mazda MX-5 Mk1
482	Daniel HAWKES-REED	2	6	11.87 miles	Mazda MX-5 Mk1
22	Mark FORTH	8	1	1.97 miles	Mazda MX-5 Mk1
482	Daniel HAWKES-REED	9	1	1.97 miles	Mazda MX-5 Mk1
22	Mark FORTH	10	2	3.95 miles	Mazda MX-5 Mk1

TCR UK Race Weekend - Donington Park - 9th/10th Sept 2023

Downforce Radio Mazda MX-5 Clubman Championship

RACE 8 - STATISTICS

CLASS : M

16 Starters

Fastest Lap History

NO	NAME	LAP TIME	TIME OF DAY	LAP	VEHICLE
11	Jonathan GREENSMITH	1:27.038	13:56:42.715	2	Mazda MX-5 Mk1
11	Jonathan GREENSMITH	1:25.658	13:58:08.374	3	Mazda MX-5 Mk1

Leader History

NO	NAME	FROM LAP	LAPS LED	DISTANCE	VEHICLE
11	Jonathan GREENSMITH	1	11	21.73 miles	Mazda MX-5 Mk1

TCR UK Race Weekend - Donington Park - 9th/10th Sept 2023

Downforce Radio Mazda MX-5 Clubman Championship

RACE 8 - STATISTICS

CLASS : M (G)

1 Starters

Fastest Lap History

NO	NAME	LAP TIME	TIME OF DAY	LAP	VEHICLE
166	Ossie McLEAN	1:34.810	13:56:58.475	2	Mazda MX-5 Mk1
166	Ossie McLEAN	1:32.401	13:58:30.873	3	Mazda MX-5 Mk1
166	Ossie McLEAN	1:30.615	14:00:01.486	4	Mazda MX-5 Mk1
166	Ossie McLEAN	1:29.366	14:01:30.853	5	Mazda MX-5 Mk1
166	Ossie McLEAN	1:28.305	14:04:37.135	7	Mazda MX-5 Mk1

Leader History

NO	NAME	FROM LAP	LAPS LED	DISTANCE	VEHICLE
166	Ossie McLEAN	1	11	21.73 miles	Mazda MX-5 Mk1

TCR UK Race Weekend - Donington Park - 9th/10th Sept 2023

Downforce Radio Mazda MX-5 Clubman Championship

RACE 8 - STATISTICS

CLASS :

20 Starters

Fastest Lap History

NO	NAME	LAP TIME	TIME OF DAY	LAP	VEHICLE
21	Matthew FLETCHER	1:25.967	13:56:38.534	2	Mazda MX-5 Mk1
500	Jordan PIMLEY	1:25.500	13:56:40.239	2	Mazda MX-5 Mk1
500	Jordan PIMLEY	1:25.422	13:58:05.661	3	Mazda MX-5 Mk1
73	Beau PARRY	1:25.353	13:58:06.454	3	Mazda MX-5 Mk1
500	Jordan PIMLEY	1:25.049	13:59:30.710	4	Mazda MX-5 Mk1
500	Jordan PIMLEY	1:24.933	14:00:55.644	5	Mazda MX-5 Mk1
73	Beau PARRY	1:24.863	14:02:21.666	6	Mazda MX-5 Mk1

Leader History

NO	NAME	FROM LAP	LAPS LED	DISTANCE	VEHICLE
21	Matthew FLETCHER	1	11	21.73 miles	Mazda MX-5 Mk1

TCR UK Race Weekend - Donington Park - 9th/10th Sept 2023



Downforce Radio Mazda MX-5 Clubman Championship

RACE 15 - GRID (15 minutes)



ROW 20	39	38 Andrew DEAN	40	17 Pete SMITH
ROW 19	37	58 Dale WHITEMAN	38	482 Daniel HAWKES-REED
ROW 18	35	65 Peter WILLIAMS	36	55 Chris WHITMORE
ROW 17	33	28 Chris WATTS	34	57 Simon BROWNING
ROW 16	31	66 David SCOULLER	32	25 Tom CANNON
ROW 15	29	22 Mark FORTH	30	166 Ossie McLEAN
ROW 14	27	3 Jordan HEAD	28	577 Chris THELWELL
ROW 13	25	991 Simon PRIVETT	26	122 Robert GREENSMITH
ROW 12	23	69 George GRANT	24	888 Thomas DAVIS
ROW 11	21	9 Jamie TURNER	22	96 Peter BELL
ROW 10	19	264 William BREAME	20	59 Kevin BIRD
ROW 9	17	2 Jake STYLES	18	70 Michael PEARCE
ROW 8	15	128 Del PAICE	16	5 Nick LE DOYEN
ROW 7	13	722 Alan HAWKINS	14	101 Hayden McDONALD
ROW 6	11	228 Jake PAICE	12	42 Paul BATEMAN
ROW 5	9	18 Matthew GODDARD	10	99 Russell HALLEY
ROW 4	7	24 Simon WATERFALL	8	11 Jonathan GREENSMITH
ROW 3	5	21 Matthew FLETCHER	6	6 Jack WARRY
ROW 2	3	500 Jordan PIMLEY	4	8 Harry DEANE
ROW 1	1	73 Beau PARRY	2	50 Jon PETHICK
Pole				

Donington Park National: 1.9790 miles

These results are provisional until the conclusion of any judicial and technical matters.

Clerk Of Course : Andrew Roberts	Stewards :	Timekeeper : Richard Lomax
----------------------------------	------------	----------------------------

Results can be found at www.tsl-timing.com

Printed - 14:35 Sunday, 10 September 2023



TCR UK Race Weekend - Donington Park - 9th/10th Sept 2023



Downforce Radio Mazda MX-5 Clubman Championship

RACE 15 - CLASSIFICATION



POS	NO	CL	PIC NAME	ENTRY	LAPS	TIME	GAP	DIFF	MPH	BEST	ON
1	21		1 Matthew FLETCHER	Mazda MX-5 Mk1	7	10:11.093			81.38	1:25.937	3
2	73		2 Beau PARRY	Mazda MX-5 Mk1	7	10:11.463	0.370	0.370	81.33	1:25.672	7
3	500		3 Jordan PIMLEY	Mazda MX-5 Mk1	7	10:11.673	0.580	0.210	81.31	1:25.687	7
4	50		4 Jon PETHICK	Mazda MX-5 Mk1	7	10:11.889	0.796	0.216	81.28	1:25.717	7
5	8		5 Harry DEANE	Mazda MX-5 Mk1	7	10:12.970	1.877	1.081	81.13	1:25.608	3
6	11	M	1 Jonathan GREENSMITH	Mazda MX-5 Mk1	7	10:13.340	2.247	0.370	81.09	1:25.724	3
7	24		6 Simon WATERFALL	Mazda MX-5 Mk1	7	10:14.022	2.929	0.682	81.00	1:26.063	3
8	6		7 Jack WARRY	Mazda MX-5 Mk1	7	10:21.404	10.311	7.382	80.03	1:26.157	5
9	2		8 Jake STYLES	Mazda MX-5 Mk1	7	10:22.322	11.229	0.918	79.92	1:26.562	2
10	70	M	2 Michael PEARCE	Mazda MX-5 Mk1	7	10:22.751	11.658	0.429	79.86	1:27.127	2
11	18		9 Matthew GODDARD	Mazda MX-5 Mk1	7	10:25.642	14.549	2.891	79.49	1:26.632	2
12	5	M	3 Nick LE DOYEN	Mazda MX-5 Mk1	7	10:26.510	15.417	0.868	79.38	1:27.341	2
13	99		10 Russell HALLEY	Mazda MX-5 Mk1	7	10:26.749	15.656	0.239	79.35	1:26.872	2
14	9		11 Jamie TURNER	Mazda MX-5 Mk1	7	10:26.879	15.786	0.130	79.33	1:26.166	2
15	264		12 William BREAME	Mazda MX-5 Mk1	7	10:27.691	16.598	0.812	79.23	1:27.517	3
16	69	M	4 George GRANT	Mazda MX-5 Mk1	7	10:28.515	17.422	0.824	79.13	1:27.894	5
17	128	M	5 Del PAICE	Mazda MX-5 Mk1	7	10:29.115	18.022	0.600	79.05	1:27.131	2
18	59		13 Kevin BIRD	Mazda MX-5 Mk1	7	10:30.775	19.682	1.660	78.84	1:26.628	2
19	888		14 Thomas DAVIS	Mazda MX-5 Mk1	7	10:30.910	19.817	0.135	78.83	1:27.648	6
20	3		15 Jordan HEAD	Mazda MX-5 Mk1	7	10:31.505	20.412	0.595	78.75	1:27.550	6
21	122	M	6 Robert GREENSMITH	Mazda MX-5 Mk1	7	10:32.615	21.522	1.110	78.61	1:27.842	7
22	17	G	1 Pete SMITH	Mazda MX-5 Mk1	7	10:36.155	25.062	3.540	78.18	1:26.915	7
23	577	M	7 Chris THELWELL	Mazda MX-5 Mk1	7	10:38.201	27.108	2.046	77.93	1:28.580	7
24	722	M	8 Alan HAWKINS	Mazda MX-5 Mk1	7	10:38.448	27.355	0.247	77.90	1:27.474	7
25	96		16 Peter BELL	Mazda MX-5 Mk1	7	10:40.090	28.997	1.642	77.70	1:28.017	4
26	22	G	2 Mark FORTH	Mazda MX-5 Mk1	7	10:41.473	30.380	1.383	77.53	1:29.009	7
27	65	M	9 Peter WILLIAMS	Mazda MX-5 Mk1	7	10:42.664	31.571	1.191	77.39	1:28.672	5
28	101	M	10 Hayden McDONALD	Mazda MX-5 Mk1	7	10:44.267	33.174	1.603	77.19	1:27.075	6
29	25		17 Tom CANNON	Mazda MX-5 Mk1	7	10:44.415	33.322	0.148	77.18	1:29.435	4
30	166	M(G)	1 Ossie McLEAN	Mazda MX-5 Mk1	7	10:46.542	35.449	2.127	76.92	1:28.830	6
31	991	M	11 Simon PRIVETT	Mazda MX-5 Mk1	7	10:47.071	35.978	0.529	76.86	1:29.346	6
32	28	M	12 Chris WATTS	Mazda MX-5 Mk1	7	10:50.430	39.337	3.359	76.46	1:29.788	7
33	66	M	13 David SCOLLER	Mazda MX-5 Mk1	7	10:51.734	40.641	1.304	76.31	1:30.552	7
34	55		18 Chris WHITMORE	Mazda MX-5 Mk1	7	10:52.067	40.974	0.333	76.27	1:29.999	3
35	482	G	3 Daniel HAWKES-REED	Mazda MX-5 Mk1	7	10:52.596	41.503	0.529	76.21	1:30.105	4
36	42	M	14 Paul BATEMAN	Mazda MX-5 Mk1	7	10:56.281	45.188	3.685	75.78	1:25.758	4
37	57	M	15 Simon BROWNING	Mazda MX-5 Mk1	7	10:57.520	46.427	1.239	75.64	1:31.301	3
38	58	M	16 Dale WHITEMAN	Mazda MX-5 Mk1	7	11:07.880	56.787	10.360	74.46	1:32.941	7

NOT CLASSIFIED

DNF	228		Jake PAICE	Mazda MX-5 Mk1	2	3:32.077	5 Laps	5 Laps	66.54
-----	-----	--	------------	----------------	---	----------	--------	--------	-------

NOT STARTED

NS	38		Andrew DEAN	Mazda MX-5 Mk1
----	----	--	-------------	----------------

FASTEST LAP

8			Harry DEANE	Mazda MX-5 Mk1	3	1:25.608	83.22 mph	133.93 kph
11	M		Jonathan GREENSMITH	Mazda MX-5 Mk1	3	1:25.724	83.11 mph	133.75 kph
17	G		Pete SMITH	Mazda MX-5 Mk1	7	1:26.915	81.97 mph	131.92 kph
166	M(G)		Ossie McLEAN	Mazda MX-5 Mk1	6	1:28.830	80.20 mph	129.07 kph

Weather / Track : Bright / Dry

These results are provisional until the conclusion of any judicial and technical matters.

Race Distance: 7 Laps / 13.85 miles

Donington Park National: 1.9790 miles

Date: 10/09/2023 Start: 18:39 Finish: 18:49

Clerk Of Course : Andrew Roberts	Stewards :	Timekeeper : Richard Lomax
----------------------------------	------------	----------------------------

Results can be found at www.tsl-timing.com

Printed - 18:50 Sunday, 10 September 2023



TCR UK Race Weekend - Donington Park - 9th/10th Sept 2023

Downforce Radio Mazda MX-5 Clubman Championship

RACE 15 - LAP CHART

LAP 1 @ 18:40:52.941			LAP 2 @ 18:42:19.593			LAP 3 @ 18:43:45.809			LAP 4 @ 18:45:12.266			LAP 5 @ 18:46:39.362		
NO	BEHIND	LAP TIME	NO	BEHIND	LAP TIME	NO	BEHIND	LAP TIME	NO	BEHIND	LAP TIME	NO	BEHIND	LAP TIME
73		1:32.023	73		1:26.652	73		1:26.216	73		1:26.457	21		1:26.727
500	0.188	1:32.211	500	0.462	1:26.926	21	0.391	1:25.937	21	0.369	1:26.435	500	0.207	1:26.568
50	0.734	1:32.757	21	0.670	1:26.234	500	0.598	1:26.352	500	0.735	1:26.594	73	0.420	1:27.516
21	1.088	1:33.111	50	0.865	1:26.783	50	0.780	1:26.131	50	0.876	1:26.553	50	0.459	1:26.679
8	1.365	1:33.388	8	1.834	1:27.121	8	1.226	1:25.608	8	1.090	1:26.321	8	0.624	1:26.630
11	1.711	1:33.734	11	2.149	1:27.090	11	1.657	1:25.724	11	1.666	1:26.466	11	1.058	1:26.488
24	2.024	1:34.047	24	2.526	1:27.154	24	2.373	1:26.063	24	2.587	1:26.671	24	2.171	1:26.680
6	2.418	1:34.441	6	2.675	1:26.909	2	5.473	1:28.600	2	6.065	1:27.049	2	5.672	1:26.703
2	3.179	1:35.202	2	3.089	1:26.562	6	6.628	1:30.169	6	6.955	1:26.784	6	6.016	1:26.157
18	3.330	1:35.353	18	3.310	1:26.632	70	6.942	1:28.074	70	8.027	1:27.542	70	8.305	1:27.374
128	3.936	1:35.959	9	3.613	1:26.166	9	7.446	1:30.049	5	10.163	1:28.886	5	11.209	1:28.142
9	4.099	1:36.122	128	4.415	1:27.131	18	7.502	1:30.408	99	10.867	1:29.579	9	11.421	1:27.351
70	4.609	1:36.632	70	5.084	1:27.127	128	7.683	1:29.484	9	11.166	1:30.177	99	11.564	1:27.793
59	5.273	1:37.296	59	5.249	1:26.628	59	7.732	1:28.699	18	11.422	1:30.377	18	11.581	1:27.255
5	5.839	1:37.862	99	6.391	1:26.872	5	7.734	1:27.422	264	11.607	1:29.749	264	12.164	1:27.653
264	6.040	1:38.063	5	6.528	1:27.341	99	7.745	1:27.570	128	12.287	1:31.061	128	12.868	1:27.677
99	6.171	1:38.194	264	7.014	1:27.626	264	8.315	1:27.517	96	12.568	1:28.017	69	13.948	1:27.894
69	6.731	1:38.754	96	8.916	1:28.679	96	11.008	1:28.308	69	13.150	1:28.103	59	15.603	1:28.754
96	6.889	1:38.912	69	9.377	1:29.298	69	11.504	1:28.343	59	13.945	1:32.670	888	16.750	1:29.737
122	7.417	1:39.440	122	9.596	1:28.831	122	11.692	1:28.312	888	14.109	1:28.028	3	17.650	1:28.231
888	8.273	1:40.296	888	11.036	1:29.415	888	12.538	1:27.718	122	14.331	1:29.096	122	17.819	1:30.584
3	8.303	1:40.326	25	12.492	1:30.264	3	14.877	1:28.405	3	16.515	1:28.095	577	21.704	1:29.776
25	8.880	1:40.903	3	12.688	1:31.037	577	16.724	1:29.540	577	19.024	1:28.757	17	23.524	1:28.234
577	9.554	1:41.577	577	13.400	1:30.498	25	17.125	1:30.849	25	20.103	1:29.435	22	23.535	1:30.090
991	9.617	1:41.640	22	14.286	1:31.148	22	17.500	1:29.430	22	20.541	1:29.498	25	23.735	1:30.728
22	9.790	1:41.813	65	15.100	1:31.064	65	19.325	1:30.441	722	21.836	1:28.206	722	23.896	1:29.156
65	10.688	1:42.711	991	15.256	1:32.291	17	19.896	1:29.543	17	22.386	1:28.947	96	24.324	1:38.852
66	11.267	1:43.290	66	15.715	1:31.100	722	20.087	1:28.750	65	23.177	1:30.309	65	24.753	1:28.672
166	11.439	1:43.462	17	16.569	1:30.586	991	20.930	1:31.890	991	24.919	1:30.446	991	27.719	1:29.896
55	11.657	1:43.680	166	17.359	1:32.572	66	21.179	1:31.680	166	25.050	1:30.129	166	29.868	1:31.914
28	11.879	1:43.902	722	17.553	1:31.147	166	21.378	1:30.235	66	26.129	1:31.407	66	30.469	1:31.436
17	12.635	1:44.658	55	17.788	1:32.783	55	21.571	1:29.999	28	27.018	1:30.064	101	30.629	1:28.702
722	13.058	1:45.081	28	18.016	1:32.789	28	23.411	1:31.611	55	27.602	1:32.488	28	31.295	1:31.373
482	13.333	1:45.356	482	19.007	1:32.326	482	24.158	1:31.367	482	27.806	1:30.105	55	31.851	1:31.345
57	13.570	1:45.593	57	19.676	1:32.758	57	24.761	1:31.301	101	29.023	1:27.413	482	32.068	1:31.358
58	14.209	1:46.232	58	20.943	1:33.386	58	27.902	1:33.175	57	29.962	1:31.658	57	35.108	1:32.242
228	22.260	1:54.283	101	25.902	1:27.853	101	28.067	1:28.381	58	35.191	1:33.746	58	42.771	1:34.676
101	24.701	1:56.724	228	33.402	1:37.794 P	42	47.707	1:26.568	42	47.008	1:25.758	42	45.761	1:25.849
42	47.063	2:19.086	42	47.355	1:26.944									

TCR UK Race Weekend - Donington Park - 9th/10th Sept 2023

Downforce Radio Mazda MX-5 Clubman Championship

RACE 15 - LAP CHART

LAP 6 @ 18:48:06.028			LAP 7 @ 18:49:32.011		
NO	BEHIND	LAP TIME	NO	BEHIND	LAP TIME
21		1:26.666	21		1:25.983
73	0.681	1:26.927	73	0.370	1:25.672
500	0.876	1:27.335	500	0.580	1:25.687
50	1.062	1:27.269	50	0.796	1:25.717
8	1.939	1:27.981	8	1.877	1:25.921
11	2.207	1:27.815	11	2.247	1:26.023
24	2.554	1:27.049	24	2.929	1:26.358
2	6.873	1:27.867	6	10.311	1:29.198
6	7.096	1:27.746	2	11.229	1:30.339
70	9.417	1:27.778	70	11.658	1:28.224
5	12.763	1:28.220	18	14.549	1:27.566
18	12.966	1:28.051	5	15.417	1:28.637
99	13.184	1:28.286	99	15.656	1:28.455
9	13.660	1:28.905	9	15.786	1:28.109
264	14.747	1:29.249	264	16.598	1:27.834
128	14.951	1:28.749	69	17.422	1:28.205
69	15.200	1:27.918	128	18.022	1:29.054
59	17.172	1:28.235	59	19.682	1:28.493
888	17.732	1:27.648	888	19.817	1:28.068
3	18.534	1:27.550	3	20.412	1:27.861
122	19.663	1:28.510	122	21.522	1:27.842
17	24.130	1:27.272	17	25.062	1:26.915
577	24.511	1:29.473	577	27.108	1:28.580
722	25.864	1:28.634	722	27.355	1:27.474
96	26.485	1:28.827	96	28.997	1:28.495
22	27.354	1:30.485	22	30.380	1:29.009
65	27.688	1:29.601	65	31.571	1:29.866
25	28.661	1:31.592	101	33.174	1:28.119
991	30.399	1:29.346	25	33.322	1:30.644
101	31.038	1:27.075	166	35.449	1:29.400
166	32.032	1:28.830	991	35.978	1:31.562
28	35.532	1:30.903	28	39.337	1:29.788
66	36.072	1:32.269	66	40.641	1:30.552
55	36.515	1:31.330	55	40.974	1:30.442
482	36.945	1:31.543	482	41.503	1:30.541
57	40.190	1:31.748	42	45.188	1:26.015
42	45.156	1:26.061	57	46.427	1:32.220
58	49.829	1:33.724	58	56.787	1:32.941

TCR UK Race Weekend - Donington Park - 9th/10th Sept 2023

Downforce Radio Mazda MX-5 Clubman Championship

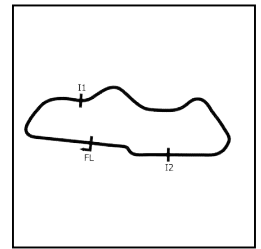
RACE 15 - POSITION CHART

No	Name	Lap							
		Pos	1	2	3	4	5	6	7
73	PARRY	1	73	73	73	73	21	21	21
50	PETHICK	2	500	500	21	21	500	73	73
500	PIMLEY	3	50	21	500	500	73	500	500
8	DEANE	4	21	50	50	50	50	50	50
21	FLETCHER	5	8	8	8	8	8	8	8
6	WARRY	6	11	11	11	11	11	11	11
24	WATERFALL	7	24	24	24	24	24	24	24
11	GREENSMITH	8	6	6	2	2	2	2	6
18	GODDARD	9	2	2	6	6	6	6	2
99	HALLEY	10	18	18	70	70	70	70	70
228	PAICE	11	128	9	9	5	5	5	18
42	BATEMAN	12	9	128	18	99	9	18	5
722	HAWKINS	13	70	70	128	9	99	99	99
101	McDONALD	14	59	59	59	18	18	9	9
128	PAICE	15	5	99	5	264	264	264	264
5	LE DOYEN	16	264	5	99	128	128	128	69
2	STYLES	17	99	264	264	96	69	69	128
70	PEARCE	18	69	96	96	69	59	59	59
264	BREAME	19	96	69	69	59	888	888	888
59	BIRD	20	122	122	122	888	3	3	3
9	TURNER	21	888	888	888	122	122	122	122
96	BELL	22	3	25	3	3	577	17	17
69	GRANT	23	25	3	577	577	17	577	577
888	DAVIS	24	577	577	25	25	22	722	722
991	PRIVETT	25	991	22	22	22	25	96	96
122	GREENSMITH	26	22	65	65	722	722	22	22
3	HEAD	27	65	991	17	17	96	65	65
577	THELWELL	28	66	66	722	65	65	25	101
22	FORTH	29	166	17	991	991	991	991	25
166	McLEAN	30	55	166	66	166	166	101	166
66	SCOULLER	31	28	722	166	66	66	166	991
25	CANNON	32	17	55	55	28	101	28	28
28	WATTS	33	722	28	28	55	28	66	66
57	BROWNING	34	482	482	482	482	55	55	55
65	WILLIAMS	35	57	57	57	101	482	482	482
55	WHITMORE	36	58	58	58	57	57	57	42
58	WHITEMAN	37	228	101	101	58	58	42	57
482	HAWKES-REED	38	101	228	42	42	42	58	58
38	DEAN	39	42	42					
17	SMITH	40							

TCR UK Race Weekend - Donington Park - 9th/10th Sept 2023

Downforce Radio Mazda MX-5 Clubman Championship

RACE 15 - SECTOR ANALYSIS



SECTOR 1 = FL to I1, SECTOR 2 = I1 to I2, SECTOR 3 = I2 to FL, DIFF = Difference To Personal Best Lap, P = Crossed Finish Line in Pit Lane, D = Time Disallowed

P1 21		Matthew FLETCHER		Mazda MX-5 Mk1			
IDEAL LAP TIME : 1:25.498		BEST LAP TIME : 1:25.937		DIFFERENCE : 0.439			
LAP	SECTOR 1	SECTOR 2	SECTOR 3	LAP TIME	MPH	DIFF	TIME OF DAY
1 -		47.467	15.095	1:33.111	76.51	7.174	18:40:54.029
2 -	24.924	46.348	14.962	1:26.234 (3)	82.61	0.297	18:42:20.263
3 -	24.885	45.801	15.251	1:25.937 (1)	82.90		18:43:46.200
4 -	25.343	45.970	15.122	1:26.435	82.42	0.498	18:45:12.635
5 -	25.270	45.980	15.477	1:26.727	82.15	0.790	18:46:39.362
6 -	25.611	45.878	15.177	1:26.666	82.20	0.729	18:48:06.028
7 -	25.169	45.651	15.163	1:25.983 (2)	82.86	0.046	18:49:32.011

P2 73		Beau PARRY		Mazda MX-5 Mk1			
IDEAL LAP TIME : 1:25.489		BEST LAP TIME : 1:25.672		DIFFERENCE : 0.183			
LAP	SECTOR 1	SECTOR 2	SECTOR 3	LAP TIME	MPH	DIFF	TIME OF DAY
1 -		46.655	15.124	1:32.023	77.42	6.351	18:40:52.941
2 -	25.918	45.742	14.992	1:26.652	82.22	0.980	18:42:19.593
3 -	25.385	45.778	15.053	1:26.216 (2)	82.63	0.544	18:43:45.809
4 -	25.593	45.746	15.118	1:26.457 (3)	82.40	0.785	18:45:12.266
5 -	25.782	46.450	15.284	1:27.516	81.40	1.844	18:46:39.782
6 -	25.398	46.154	15.375	1:26.927	81.96	1.255	18:48:06.709
7 -	24.955	45.542	15.175	1:25.672 (1)	83.16		18:49:32.381

P3 500		Jordan PIMLEY		Mazda MX-5 Mk1			
IDEAL LAP TIME : 1:25.241		BEST LAP TIME : 1:25.687		DIFFERENCE : 0.446			
LAP	SECTOR 1	SECTOR 2	SECTOR 3	LAP TIME	MPH	DIFF	TIME OF DAY
1 -		47.164	14.544	1:32.211	77.26	6.524	18:40:53.129
2 -	25.272	46.045	15.609	1:26.926	81.96	1.239	18:42:20.055
3 -	25.811	45.725	14.816	1:26.352 (2)	82.50	0.665	18:43:46.407
4 -	25.361	46.052	15.181	1:26.594	82.27	0.907	18:45:13.001
5 -	25.094	46.034	15.440	1:26.568 (3)	82.30	0.881	18:46:39.569
6 -	25.794	46.464	15.077	1:27.335	81.57	1.648	18:48:06.904
7 -	24.972	45.794	14.921	1:25.687 (1)	83.14		18:49:32.591

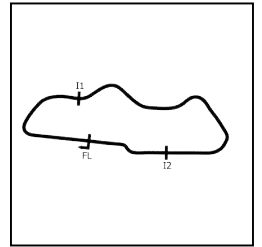
P4 50		Jon PETHICK		Mazda MX-5 Mk1			
IDEAL LAP TIME : 1:25.551		BEST LAP TIME : 1:25.717		DIFFERENCE : 0.166			
LAP	SECTOR 1	SECTOR 2	SECTOR 3	LAP TIME	MPH	DIFF	TIME OF DAY
1 -		47.380	15.004	1:32.757	76.80	7.040	18:40:53.675
2 -	25.591	46.155	15.037	1:26.783	82.09	1.066	18:42:20.458
3 -	25.175	46.160	14.796	1:26.131 (2)	82.71	0.414	18:43:46.589
4 -	25.090	46.238	15.225	1:26.553 (3)	82.31	0.836	18:45:13.142
5 -	25.127	46.402	15.150	1:26.679	82.19	0.962	18:46:39.821
6 -	25.511	46.803	14.955	1:27.269	81.64	1.552	18:48:07.090
7 -	25.079	45.676	14.962	1:25.717 (1)	83.11		18:49:32.807

P5 8		Harry DEANE		Mazda MX-5 Mk1			
IDEAL LAP TIME : 1:25.568		BEST LAP TIME : 1:25.608		DIFFERENCE : 0.040			
LAP	SECTOR 1	SECTOR 2	SECTOR 3	LAP TIME	MPH	DIFF	TIME OF DAY
1 -		47.345	15.190	1:33.388	76.29	7.780	18:40:54.306
2 -	25.112	47.066	14.943	1:27.121	81.77	1.513	18:42:21.427
3 -	24.949	45.743	14.916	1:25.608 (1)	83.22		18:43:47.035
4 -	24.935	46.396	14.990	1:26.321 (3)	82.53	0.713	18:45:13.356
5 -	25.172	46.545	14.913	1:26.630	82.24	1.022	18:46:39.986
6 -	25.488	47.603	14.890	1:27.981	80.97	2.373	18:48:07.967
7 -	25.100	45.862	14.959	1:25.921 (2)	82.92	0.313	18:49:33.888

TCR UK Race Weekend - Donington Park - 9th/10th Sept 2023

Downforce Radio Mazda MX-5 Clubman Championship

RACE 15 - SECTOR ANALYSIS



SECTOR 1 = FL to I1, SECTOR 2 = I1 to I2, SECTOR 3 = I2 to FL, DIFF = Difference To Personal Best Lap, P = Crossed Finish Line in Pit Lane, D = Time Disallowed

P6		11 M		Jonathan GREENSMITH		Mazda MX-5 Mk1	
IDEAL LAP TIME : 1:25.641		BEST LAP TIME : 1:25.724		DIFFERENCE : 0.083			
LAP	SECTOR 1	SECTOR 2	SECTOR 3	LAP TIME	MPH	DIFF	TIME OF DAY
1 -		47.302	15.336	1:33.734	76.00	8.010	18:40:54.652
2 -	24.999	46.796	15.295	1:27.090	81.80	1.366	18:42:21.742
3 -	24.975	45.734	15.015	1:25.724 (1)	83.11		18:43:47.466
4 -	25.430	46.006	15.030	1:26.466 (3)	82.39	0.742	18:45:13.932
5 -	25.181	46.290	15.017	1:26.488	82.37	0.764	18:46:40.420
6 -	25.350	47.175	15.290	1:27.815	81.13	2.091	18:48:08.235
7 -	25.059	46.032	14.932	1:26.023 (2)	82.82	0.299	18:49:34.258

P7		24		Simon WATERFALL		Mazda MX-5 Mk1	
IDEAL LAP TIME : 1:25.848		BEST LAP TIME : 1:26.063		DIFFERENCE : 0.215			
LAP	SECTOR 1	SECTOR 2	SECTOR 3	LAP TIME	MPH	DIFF	TIME OF DAY
1 -		47.561	15.473	1:34.047	75.75	7.984	18:40:54.965
2 -	25.062	46.707	15.385	1:27.154	81.74	1.091	18:42:22.119
3 -	25.165	45.860	15.038	1:26.063 (1)	82.78		18:43:48.182
4 -	25.505	46.240	14.926	1:26.671 (3)	82.20	0.608	18:45:14.853
5 -	25.430	46.133	15.117	1:26.680	82.19	0.617	18:46:41.533
6 -	25.587	46.091	15.371	1:27.049	81.84	0.986	18:48:08.582
7 -	25.219	46.165	14.974	1:26.358 (2)	82.50	0.295	18:49:34.940

P8		6		Jack WARRY		Mazda MX-5 Mk1	
IDEAL LAP TIME : 1:25.779		BEST LAP TIME : 1:26.157		DIFFERENCE : 0.378			
LAP	SECTOR 1	SECTOR 2	SECTOR 3	LAP TIME	MPH	DIFF	TIME OF DAY
1 -		47.550	15.947	1:34.441	75.43	8.284	18:40:55.359
2 -	25.184	46.327	15.398	1:26.909 (3)	81.97	0.752	18:42:22.268
3 -	25.433	48.317	16.419	1:30.169	79.01	4.012	18:43:52.437
4 -	25.785	46.229	14.770	1:26.784 (2)	82.09	0.627	18:45:19.221
5 -	25.562	45.996	14.599	1:26.157 (1)	82.69		18:46:45.378
6 -	25.929	46.244	15.573	1:27.746	81.19	1.589	18:48:13.124
7 -	25.488	47.572	16.138	1:29.198	79.87	3.041	18:49:42.322

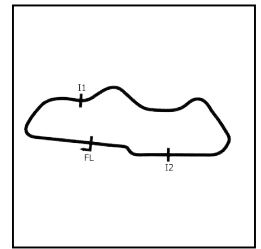
P9		2		Jake STYLES		Mazda MX-5 Mk1	
IDEAL LAP TIME : 1:25.885		BEST LAP TIME : 1:26.562		DIFFERENCE : 0.677			
LAP	SECTOR 1	SECTOR 2	SECTOR 3	LAP TIME	MPH	DIFF	TIME OF DAY
1 -		47.967	15.162	1:35.202	74.83	8.640	18:40:56.120
2 -	25.178	45.719	15.665	1:26.562 (1)	82.30		18:42:22.682
3 -	25.004	48.197	15.399	1:28.600	80.41	2.038	18:43:51.282
4 -	25.422	46.099	15.528	1:27.049 (3)	81.84	0.487	18:45:18.331
5 -	25.328	46.138	15.237	1:26.703 (2)	82.17	0.141	18:46:45.034
6 -	25.548	46.787	15.532	1:27.867	81.08	1.305	18:48:12.901
7 -	25.589	47.623	17.127	1:30.339	78.86	3.777	18:49:43.240

P10		70 M		Michael PEARCE		Mazda MX-5 Mk1	
IDEAL LAP TIME : 1:26.663		BEST LAP TIME : 1:27.127		DIFFERENCE : 0.464			
LAP	SECTOR 1	SECTOR 2	SECTOR 3	LAP TIME	MPH	DIFF	TIME OF DAY
1 -		48.859	15.465	1:36.632	73.72	9.505	18:40:57.550
2 -	25.328	46.485	15.314	1:27.127 (1)	81.77		18:42:24.677
3 -	25.143	46.628	16.303	1:28.074	80.89	0.947	18:43:52.751
4 -	25.709	46.798	15.035	1:27.542 (3)	81.38	0.415	18:45:20.293
5 -	25.519	46.499	15.356	1:27.374 (2)	81.54	0.247	18:46:47.667
6 -	25.612	46.838	15.328	1:27.778	81.16	0.651	18:48:15.445
7 -	25.580	46.988	15.656	1:28.224	80.75	1.097	18:49:43.669

TCR UK Race Weekend - Donington Park - 9th/10th Sept 2023

Downforce Radio Mazda MX-5 Clubman Championship

RACE 15 - SECTOR ANALYSIS



SECTOR 1 = FL to I1, SECTOR 2 = I1 to I2, SECTOR 3 = I2 to FL, DIFF = Difference To Personal Best Lap, P = Crossed Finish Line in Pit Lane, D = Time Disallowed

P11 18		Matthew GODDARD		Mazda MX-5 Mk1			
IDEAL LAP TIME : 1:25.971		BEST LAP TIME : 1:26.632		DIFFERENCE : 0.661			
LAP	SECTOR 1	SECTOR 2	SECTOR 3	LAP TIME	MPH	DIFF	TIME OF DAY
1 -		48.661	15.234	1:35.353	74.71	8.721	18:40:56.271
2 -	25.153	45.886	15.593	1:26.632 (1)	82.24		18:42:22.903
3 -	25.086	48.518	16.804	1:30.408	78.80	3.776	18:43:53.311
4 -	26.343	47.482	16.552	1:30.377	78.83	3.745	18:45:23.688
5 -	25.385	46.212	15.658	1:27.255 (2)	81.65	0.623	18:46:50.943
6 -	25.641	46.965	15.445	1:28.051	80.91	1.419	18:48:18.994
7 -	25.745	46.822	14.999	1:27.566 (3)	81.36	0.934	18:49:46.560

P12 5 M		Nick LE DOYEN		Mazda MX-5 Mk1			
IDEAL LAP TIME : 1:26.992		BEST LAP TIME : 1:27.341		DIFFERENCE : 0.349			
LAP	SECTOR 1	SECTOR 2	SECTOR 3	LAP TIME	MPH	DIFF	TIME OF DAY
1 -		48.173	16.640	1:37.862	72.80	10.521	18:40:58.780
2 -	25.332	46.348	15.661	1:27.341 (1)	81.57		18:42:26.121
3 -	25.595	46.111	15.716	1:27.422 (2)	81.49	0.081	18:43:53.543
4 -	25.992	47.197	15.697	1:28.886	80.15	1.545	18:45:22.429
5 -	25.561	46.673	15.908	1:28.142 (3)	80.83	0.801	18:46:50.571
6 -	25.823	46.848	15.549	1:28.220	80.75	0.879	18:48:18.791
7 -	25.858	47.209	15.570	1:28.637	80.38	1.296	18:49:47.428

P13 99		Russell HALLEY		Mazda MX-5 Mk1			
IDEAL LAP TIME : 1:26.813		BEST LAP TIME : 1:26.872		DIFFERENCE : 0.059			
LAP	SECTOR 1	SECTOR 2	SECTOR 3	LAP TIME	MPH	DIFF	TIME OF DAY
1 -		48.045	16.687	1:38.194	72.55	11.322	18:40:59.112
2 -	25.334	46.242	15.296	1:26.872 (1)	82.01		18:42:25.984
3 -	25.875	46.191	15.504	1:27.570 (2)	81.35	0.698	18:43:53.554
4 -	26.258	47.023	16.298	1:29.579	79.53	2.707	18:45:23.133
5 -	25.548	46.241	16.004	1:27.793 (3)	81.15	0.921	18:46:50.926
6 -	25.932	47.066	15.288	1:28.286	80.69	1.414	18:48:19.212
7 -	25.787	47.054	15.614	1:28.455	80.54	1.583	18:49:47.667

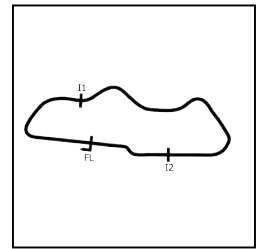
P14 9		Jamie TURNER		Mazda MX-5 Mk1			
IDEAL LAP TIME : 1:26.166		BEST LAP TIME : 1:26.166		DIFFERENCE : 0.000			
LAP	SECTOR 1	SECTOR 2	SECTOR 3	LAP TIME	MPH	DIFF	TIME OF DAY
1 -		48.078	15.535	1:36.122	74.12	9.956	18:40:57.040
2 -	25.079	45.846	15.241	1:26.166 (1)	82.68		18:42:23.206
3 -	25.114	48.038	16.897	1:30.049	79.11	3.883	18:43:53.255
4 -	26.214	47.524	16.439	1:30.177	79.00	4.011	18:45:23.432
5 -	25.475	46.259	15.617	1:27.351 (2)	81.56	1.185	18:46:50.783
6 -	25.883	47.261	15.761	1:28.905	80.13	2.739	18:48:19.688
7 -	25.514	47.091	15.504	1:28.109 (3)	80.86	1.943	18:49:47.797

P15 264		William BREAME		Mazda MX-5 Mk1			
IDEAL LAP TIME : 1:27.447		BEST LAP TIME : 1:27.517		DIFFERENCE : 0.070			
LAP	SECTOR 1	SECTOR 2	SECTOR 3	LAP TIME	MPH	DIFF	TIME OF DAY
1 -		48.712	15.833	1:38.063	72.65	10.546	18:40:58.981
2 -	25.710	46.628	15.288	1:27.626 (2)	81.30	0.109	18:42:26.607
3 -	25.541	46.679	15.297	1:27.517 (1)	81.40		18:43:54.124
4 -	26.363	47.215	16.171	1:29.749	79.38	2.232	18:45:23.873
5 -	25.738	46.637	15.278	1:27.653 (3)	81.28	0.136	18:46:51.526
6 -	25.602	47.322	16.325	1:29.249	79.82	1.732	18:48:20.775
7 -	25.875	46.661	15.298	1:27.834	81.11	0.317	18:49:48.609

TCR UK Race Weekend - Donington Park - 9th/10th Sept 2023

Downforce Radio Mazda MX-5 Clubman Championship

RACE 15 - SECTOR ANALYSIS



SECTOR 1 = FL to I1, SECTOR 2 = I1 to I2, SECTOR 3 = I2 to FL, DIFF = Difference To Personal Best Lap, P = Crossed Finish Line in Pit Lane, D = Time Disallowed

P16 69 M		George GRANT		Mazda MX-5 Mk1			
IDEAL LAP TIME : 1:27.629		BEST LAP TIME : 1:27.894		DIFFERENCE : 0.265			
LAP	SECTOR 1	SECTOR 2	SECTOR 3	LAP TIME	MPH	DIFF	TIME OF DAY
1 -		49.044	15.833	1:38.754	72.14	10.860	18:40:59.672
2 -	25.844	47.647	15.807	1:29.298	79.78	1.404	18:42:28.970
3 -	25.432	47.187	15.724	1:28.343	80.64	0.449	18:43:57.313
4 -	25.577	47.103	15.423	1:28.103 (3)	80.86	0.209	18:45:25.416
5 -	25.592	47.094	15.208	1:27.894 (1)	81.05		18:46:53.310
6 -	25.400	47.021	15.497	1:27.918 (2)	81.03	0.024	18:48:21.228
7 -	25.849	47.143	15.213	1:28.205	80.77	0.311	18:49:49.433

P17 128 M		Del PAICE		Mazda MX-5 Mk1			
IDEAL LAP TIME : 1:26.670		BEST LAP TIME : 1:27.131		DIFFERENCE : 0.461			
LAP	SECTOR 1	SECTOR 2	SECTOR 3	LAP TIME	MPH	DIFF	TIME OF DAY
1 -		48.409	15.604	1:35.959	74.24	8.828	18:40:56.877
2 -	25.500	46.379	15.252	1:27.131 (1)	81.76		18:42:24.008
3 -	25.195	47.394	16.895	1:29.484	79.61	2.353	18:43:53.492
4 -	26.494	47.101	17.466	1:31.061	78.24	3.930	18:45:24.553
5 -	26.028	46.553	15.096	1:27.677 (2)	81.26	0.546	18:46:52.230
6 -	25.465	46.861	16.423	1:28.749 (3)	80.27	1.618	18:48:20.979
7 -	25.820	46.779	16.455	1:29.054	80.00	1.923	18:49:50.033

P18 59		Kevin BIRD		Mazda MX-5 Mk1			
IDEAL LAP TIME : 1:26.628		BEST LAP TIME : 1:26.628		DIFFERENCE : 0.000			
LAP	SECTOR 1	SECTOR 2	SECTOR 3	LAP TIME	MPH	DIFF	TIME OF DAY
1 -		48.077	15.963	1:37.296	73.22	10.668	18:40:58.214
2 -	25.396	46.100	15.132	1:26.628 (1)	82.24		18:42:24.842
3 -	25.407	46.556	16.736	1:28.699	80.32	2.071	18:43:53.541
4 -	26.792	47.103	18.775	1:32.670	76.88	6.042	18:45:26.211
5 -	26.168	46.734	15.852	1:28.754	80.27	2.126	18:46:54.965
6 -	26.107	46.608	15.520	1:28.235 (2)	80.74	1.607	18:48:23.200
7 -	25.866	46.824	15.803	1:28.493 (3)	80.51	1.865	18:49:51.693

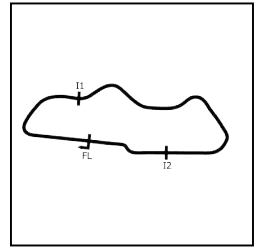
P19 888		Thomas DAVIS		Mazda MX-5 Mk1			
IDEAL LAP TIME : 1:27.057		BEST LAP TIME : 1:27.648		DIFFERENCE : 0.591			
LAP	SECTOR 1	SECTOR 2	SECTOR 3	LAP TIME	MPH	DIFF	TIME OF DAY
1 -		49.665	16.572	1:40.296	71.03	12.648	18:41:01.214
2 -	26.137	47.394	15.884	1:29.415	79.68	1.767	18:42:30.629
3 -	25.523	46.758	15.437	1:27.718 (2)	81.22	0.070	18:43:58.347
4 -	25.447	46.569	16.012	1:28.028 (3)	80.93	0.380	18:45:26.375
5 -	25.334	47.544	16.859	1:29.737	79.39	2.089	18:46:56.112
6 -	25.614	46.286	15.748	1:27.648 (1)	81.28		18:48:23.760
7 -	25.658	46.532	15.878	1:28.068	80.89	0.420	18:49:51.828

P20 3		Jordan HEAD		Mazda MX-5 Mk1			
IDEAL LAP TIME : 1:27.379		BEST LAP TIME : 1:27.550		DIFFERENCE : 0.171			
LAP	SECTOR 1	SECTOR 2	SECTOR 3	LAP TIME	MPH	DIFF	TIME OF DAY
1 -		49.448	16.523	1:40.326	71.01	12.776	18:41:01.244
2 -	26.118	49.004	15.915	1:31.037	78.26	3.487	18:42:32.281
3 -	26.008	46.914	15.483	1:28.405	80.59	0.855	18:44:00.686
4 -	25.730	46.801	15.564	1:28.095 (3)	80.87	0.545	18:45:28.781
5 -	25.719	46.870	15.642	1:28.231	80.74	0.681	18:46:57.012
6 -	25.532	46.543	15.475	1:27.550 (1)	81.37		18:48:24.562
7 -	25.383	47.025	15.453	1:27.861 (2)	81.08	0.311	18:49:52.423

TCR UK Race Weekend - Donington Park - 9th/10th Sept 2023

Downforce Radio Mazda MX-5 Clubman Championship

RACE 15 - SECTOR ANALYSIS



SECTOR 1 = FL to I1, SECTOR 2 = I1 to I2, SECTOR 3 = I2 to FL, DIFF = Difference To Personal Best Lap, P = Crossed Finish Line in Pit Lane, D = Time Disallowed

P21 122 M		Robert GREENSMITH		Mazda MX-5 Mk1			
IDEAL LAP TIME : 1:27.492		BEST LAP TIME : 1:27.842		DIFFERENCE : 0.350			
LAP	SECTOR 1	SECTOR 2	SECTOR 3	LAP TIME	MPH	DIFF	TIME OF DAY
1 -		49.017	15.815	1:39.440	71.64	11.598	18:41:00.358
2 -	25.641	47.432	15.758	1:28.831	80.20	0.989	18:42:29.189
3 -	25.444	47.263	15.605	1:28.312 (2)	80.67	0.470	18:43:57.501
4 -	25.600	47.365	16.131	1:29.096	79.96	1.254	18:45:26.597
5 -	25.481	46.911	18.192	1:30.584	78.65	2.742	18:46:57.181
6 -	26.404	46.643	15.463	1:28.510 (3)	80.49	0.668	18:48:25.691
7 -	25.692	46.745	15.405	1:27.842 (1)	81.10		18:49:53.533

P22 17 G		Pete SMITH		Mazda MX-5 Mk1			
IDEAL LAP TIME : 1:26.387		BEST LAP TIME : 1:26.915		DIFFERENCE : 0.528			
LAP	SECTOR 1	SECTOR 2	SECTOR 3	LAP TIME	MPH	DIFF	TIME OF DAY
1 -		48.462	16.890	1:44.658	68.07	17.743	18:41:05.576
2 -	25.649	49.122	15.815	1:30.586	78.65	3.671	18:42:36.162
3 -	25.350	48.334	15.859	1:29.543	79.56	2.628	18:44:05.705
4 -	26.117	47.740	15.090	1:28.947	80.09	2.032	18:45:34.652
5 -	25.704	46.665	15.865	1:28.234 (3)	80.74	1.319	18:47:02.886
6 -	25.908	45.947	15.417	1:27.272 (2)	81.63	0.357	18:48:30.158
7 -	25.378	46.325	15.212	1:26.915 (1)	81.97		18:49:57.073

P23 577 M		Chris THELWELL		Mazda MX-5 Mk1			
IDEAL LAP TIME : 1:28.344		BEST LAP TIME : 1:28.580		DIFFERENCE : 0.236			
LAP	SECTOR 1	SECTOR 2	SECTOR 3	LAP TIME	MPH	DIFF	TIME OF DAY
1 -		49.543	16.619	1:41.577	70.13	12.997	18:41:02.495
2 -	26.884	48.020	15.594	1:30.498	78.72	1.918	18:42:32.993
3 -	25.758	48.273	15.509	1:29.540	79.56	0.960	18:44:02.533
4 -	25.959	47.132	15.666	1:28.757 (2)	80.27	0.177	18:45:31.290
5 -	26.039	47.735	16.002	1:29.776	79.36	1.196	18:47:01.066
6 -	26.141	47.486	15.846	1:29.473 (3)	79.62	0.893	18:48:30.539
7 -	25.703	47.267	15.610	1:28.580 (1)	80.43		18:49:59.119

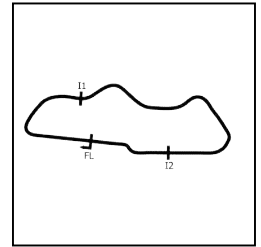
P24 722 M		Alan HAWKINS		Mazda MX-5 Mk1			
IDEAL LAP TIME : 1:27.280		BEST LAP TIME : 1:27.474		DIFFERENCE : 0.194			
LAP	SECTOR 1	SECTOR 2	SECTOR 3	LAP TIME	MPH	DIFF	TIME OF DAY
1 -		47.605	17.094	1:45.081	67.80	17.607	18:41:05.999
2 -	25.617	49.287	16.243	1:31.147	78.16	3.673	18:42:37.146
3 -	25.411	47.375	15.964	1:28.750	80.27	1.276	18:44:05.896
4 -	25.259	47.556	15.391	1:28.206 (2)	80.77	0.732	18:45:34.102
5 -	25.277	46.917	16.962	1:29.156	79.91	1.682	18:47:03.258
6 -	26.176	46.994	15.464	1:28.634 (3)	80.38	1.160	18:48:31.892
7 -	25.369	46.630	15.475	1:27.474 (1)	81.44		18:49:59.366

P25 96		Peter BELL		Mazda MX-5 Mk1			
IDEAL LAP TIME : 1:27.205		BEST LAP TIME : 1:28.017		DIFFERENCE : 0.812			
LAP	SECTOR 1	SECTOR 2	SECTOR 3	LAP TIME	MPH	DIFF	TIME OF DAY
1 -		49.348	15.844	1:38.912	72.02	10.895	18:40:59.830
2 -	25.991	47.087	15.601	1:28.679	80.34	0.662	18:42:28.509
3 -	25.742	47.082	15.484	1:28.308 (2)	80.67	0.291	18:43:56.817
4 -	25.668	46.583	15.766	1:28.017 (1)	80.94		18:45:24.834
5 -	25.549	56.902	16.401	1:38.852	72.07	10.835	18:47:03.686
6 -	25.995	47.617	15.215	1:28.827	80.20	0.810	18:48:32.513
7 -	25.407	47.576	15.512	1:28.495 (3)	80.50	0.478	18:50:01.008

TCR UK Race Weekend - Donington Park - 9th/10th Sept 2023

Downforce Radio Mazda MX-5 Clubman Championship

RACE 15 - SECTOR ANALYSIS



SECTOR 1 = FL to I1, SECTOR 2 = I1 to I2, SECTOR 3 = I2 to FL, DIFF = Difference To Personal Best Lap, P = Crossed Finish Line in Pit Lane, D = Time Disallowed

P26 22 G		Mark FORTH		Mazda MX-5 Mk1			
IDEAL LAP TIME : 1:28.701		BEST LAP TIME : 1:29.009		DIFFERENCE : 0.308			
LAP	SECTOR 1	SECTOR 2	SECTOR 3	LAP TIME	MPH	DIFF	TIME OF DAY
1 -		50.291	16.674	1:41.813	69.97	12.804	18:41:02.731
2 -	26.650	48.844	15.654	1:31.148	78.16	2.139	18:42:33.879
3 -	25.613	47.994	15.823	1:29.430 (2)	79.66	0.421	18:44:03.309
4 -	26.090	47.499	15.909	1:29.498 (3)	79.60	0.489	18:45:32.807
5 -	25.902	48.115	16.073	1:30.090	79.08	1.081	18:47:02.897
6 -	26.265	48.631	15.589	1:30.485	78.73	1.476	18:48:33.382
7 -	25.743	47.640	15.626	1:29.009 (1)	80.04		18:50:02.391

P27 65 M		Peter WILLIAMS		Mazda MX-5 Mk1			
IDEAL LAP TIME : 1:28.089		BEST LAP TIME : 1:28.672		DIFFERENCE : 0.583			
LAP	SECTOR 1	SECTOR 2	SECTOR 3	LAP TIME	MPH	DIFF	TIME OF DAY
1 -		49.809	17.082	1:42.711	69.36	14.039	18:41:03.629
2 -	26.166	48.879	16.019	1:31.064	78.23	2.392	18:42:34.693
3 -	26.040	48.899	15.502	1:30.441	78.77	1.769	18:44:05.134
4 -	25.812	48.797	15.700	1:30.309	78.89	1.637	18:45:35.443
5 -	25.873	46.930	15.869	1:28.672 (1)	80.34		18:47:04.115
6 -	26.132	48.029	15.440	1:29.601 (2)	79.51	0.929	18:48:33.716
7 -	25.719	48.585	15.562	1:29.866 (3)	79.28	1.194	18:50:03.582

P28 101 M		Hayden McDONALD		Mazda MX-5 Mk1			
IDEAL LAP TIME : 1:26.911		BEST LAP TIME : 1:27.075		DIFFERENCE : 0.164			
LAP	SECTOR 1	SECTOR 2	SECTOR 3	LAP TIME	MPH	DIFF	TIME OF DAY
1 -		46.732	15.754	1:56.724	61.03	29.649	18:41:17.642
2 -	25.833	46.671	15.349	1:27.853 (3)	81.09	0.778	18:42:45.495
3 -	25.434	46.333	16.614	1:28.381	80.61	1.306	18:44:13.876
4 -	25.691	46.372	15.350	1:27.413 (2)	81.50	0.338	18:45:41.289
5 -	25.456	47.636	15.610	1:28.702	80.32	1.627	18:47:09.991
6 -	25.425	46.497	15.153	1:27.075 (1)	81.82		18:48:37.066
7 -	25.444	46.371	16.304	1:28.119	80.85	1.044	18:50:05.185

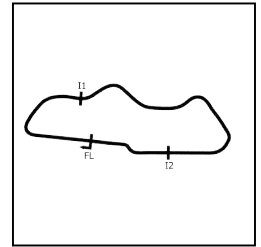
P29 25		Tom CANNON		Mazda MX-5 Mk1			
IDEAL LAP TIME : 1:29.129		BEST LAP TIME : 1:29.435		DIFFERENCE : 0.306			
LAP	SECTOR 1	SECTOR 2	SECTOR 3	LAP TIME	MPH	DIFF	TIME OF DAY
1 -		49.278	16.756	1:40.903	70.60	11.468	18:41:01.821
2 -	26.058	48.367	15.839	1:30.264 (2)	78.93	0.829	18:42:32.085
3 -	26.460	48.814	15.575	1:30.849	78.42	1.414	18:44:02.934
4 -	26.126	47.608	15.701	1:29.435 (1)	79.66		18:45:32.369
5 -	26.041	47.624	17.063	1:30.728	78.52	1.293	18:47:03.097
6 -	26.783	49.047	15.762	1:31.592	77.78	2.157	18:48:34.689
7 -	26.165	47.513	16.966	1:30.644 (3)	78.60	1.209	18:50:05.333

P30 166 M (G)		Ossie McLEAN		Mazda MX-5 Mk1			
IDEAL LAP TIME : 1:28.772		BEST LAP TIME : 1:28.830		DIFFERENCE : 0.058			
LAP	SECTOR 1	SECTOR 2	SECTOR 3	LAP TIME	MPH	DIFF	TIME OF DAY
1 -		49.782	17.649	1:43.462	68.86	14.632	18:41:04.380
2 -	26.738	48.922	16.912	1:32.572	76.96	3.742	18:42:36.952
3 -	26.383	47.248	16.604	1:30.235	78.95	1.405	18:44:07.187
4 -	26.415	47.883	15.831	1:30.129 (3)	79.04	1.299	18:45:37.316
5 -	27.369	48.819	15.726	1:31.914	77.51	3.084	18:47:09.230
6 -	25.986	47.273	15.571	1:28.830 (1)	80.20		18:48:38.060
7 -	25.953	47.751	15.696	1:29.400 (2)	79.69	0.570	18:50:07.460

TCR UK Race Weekend - Donington Park - 9th/10th Sept 2023

Downforce Radio Mazda MX-5 Clubman Championship

RACE 15 - SECTOR ANALYSIS



SECTOR 1 = FL to I1, SECTOR 2 = I1 to I2, SECTOR 3 = I2 to FL, DIFF = Difference To Personal Best Lap, P = Crossed Finish Line in Pit Lane, D = Time Disallowed

P31 991 M		Simon PRIVETT		Mazda MX-5 Mk1			
IDEAL LAP TIME : 1:29.333		BEST LAP TIME : 1:29.346		DIFFERENCE : 0.013			
LAP	SECTOR 1	SECTOR 2	SECTOR 3	LAP TIME	MPH	DIFF	TIME OF DAY
1 -		49.274	17.254	1:41.640	70.09	12.294	18:41:02.558
2 -	26.598	49.730	15.963	1:32.291	77.19	2.945	18:42:34.849
3 -	26.106	49.056	16.728	1:31.890	77.53	2.544	18:44:06.739
4 -	26.513	47.959	15.974	1:30.446 (3)	78.77	1.100	18:45:37.185
5 -	26.295	48.028	15.573	1:29.896 (2)	79.25	0.550	18:47:07.081
6 -	25.958	47.802	15.586	1:29.346 (1)	79.74		18:48:36.427
7 -	26.333	49.366	15.863	1:31.562	77.81	2.216	18:50:07.989

P32 28 M		Chris WATTS		Mazda MX-5 Mk1			
IDEAL LAP TIME : 1:29.391		BEST LAP TIME : 1:29.788		DIFFERENCE : 0.397			
LAP	SECTOR 1	SECTOR 2	SECTOR 3	LAP TIME	MPH	DIFF	TIME OF DAY
1 -		49.620	17.443	1:43.902	68.57	14.114	18:41:04.820
2 -	27.243	49.486	16.060	1:32.789	76.78	3.001	18:42:37.609
3 -	26.557	49.406	15.648	1:31.611	77.77	1.823	18:44:09.220
4 -	25.850	48.538	15.676	1:30.064 (2)	79.10	0.276	18:45:39.284
5 -	26.369	49.429	15.575	1:31.373	77.97	1.585	18:47:10.657
6 -	25.894	48.951	16.058	1:30.903 (3)	78.37	1.115	18:48:41.560
7 -	26.022	47.966	15.800	1:29.788 (1)	79.34		18:50:11.348

P33 66 M		David SCOLLER		Mazda MX-5 Mk1			
IDEAL LAP TIME : 1:30.109		BEST LAP TIME : 1:30.552		DIFFERENCE : 0.443			
LAP	SECTOR 1	SECTOR 2	SECTOR 3	LAP TIME	MPH	DIFF	TIME OF DAY
1 -		50.202	17.624	1:43.290	68.97	12.738	18:41:04.208
2 -	26.447	48.794	15.859	1:31.100 (2)	78.20	0.548	18:42:35.308
3 -	26.012	49.168	16.500	1:31.680	77.71	1.128	18:44:06.988
4 -	26.459	49.377	15.571	1:31.407 (3)	77.94	0.855	18:45:38.395
5 -	26.213	49.420	15.803	1:31.436	77.91	0.884	18:47:09.831
6 -	26.288	50.026	15.955	1:32.269	77.21	1.717	18:48:42.100
7 -	26.352	48.526	15.674	1:30.552 (1)	78.68		18:50:12.652

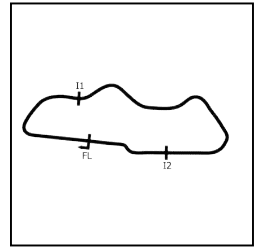
P34 55		Chris WHITMORE		Mazda MX-5 Mk1			
IDEAL LAP TIME : 1:29.338		BEST LAP TIME : 1:29.999		DIFFERENCE : 0.661			
LAP	SECTOR 1	SECTOR 2	SECTOR 3	LAP TIME	MPH	DIFF	TIME OF DAY
1 -		49.451	17.401	1:43.680	68.71	13.681	18:41:04.598
2 -	26.304	50.040	16.439	1:32.783	76.78	2.784	18:42:37.381
3 -	26.566	47.605	15.828	1:29.999 (1)	79.16		18:44:07.380
4 -	26.439	49.950	16.099	1:32.488	77.03	2.489	18:45:39.868
5 -	26.985	48.441	15.919	1:31.345	77.99	1.346	18:47:11.213
6 -	26.472	48.527	16.331	1:31.330 (3)	78.00	1.331	18:48:42.543
7 -	26.169	48.709	15.564	1:30.442 (2)	78.77	0.443	18:50:12.985

P35 482 G		Daniel HAWKES-REED		Mazda MX-5 Mk1			
IDEAL LAP TIME : 1:29.564		BEST LAP TIME : 1:30.105		DIFFERENCE : 0.541			
LAP	SECTOR 1	SECTOR 2	SECTOR 3	LAP TIME	MPH	DIFF	TIME OF DAY
1 -		49.918	18.043	1:45.356	67.62	15.251	18:41:06.274
2 -	27.000	49.237	16.089	1:32.326	77.16	2.221	18:42:38.600
3 -	25.915	49.425	16.027	1:31.367	77.97	1.262	18:44:09.967
4 -	26.073	47.866	16.166	1:30.105 (1)	79.07		18:45:40.072
5 -	25.958	49.300	16.100	1:31.358 (3)	77.98	1.253	18:47:11.430
6 -	26.473	49.001	16.069	1:31.543	77.82	1.438	18:48:42.973
7 -	25.987	48.771	15.783	1:30.541 (2)	78.68	0.436	18:50:13.514

TCR UK Race Weekend - Donington Park - 9th/10th Sept 2023

Downforce Radio Mazda MX-5 Clubman Championship

RACE 15 - SECTOR ANALYSIS



SECTOR 1 = FL to I1, SECTOR 2 = I1 to I2, SECTOR 3 = I2 to FL, DIFF = Difference To Personal Best Lap, P = Crossed Finish Line in Pit Lane, D = Time Disallowed

P36 42 M Paul BATEMAN		Mazda MX-5 Mk1					
IDEAL LAP TIME : 1:25.534		BEST LAP TIME : 1:25.758		DIFFERENCE : 0.224			
LAP	SECTOR 1	SECTOR 2	SECTOR 3	LAP TIME	MPH	DIFF	TIME OF DAY
1 -		47.389	14.924	2:19.086	51.22	53.328	18:41:40.004
2 -	25.462	46.268	15.214	1:26.944	81.94	1.186	18:43:06.948
3 -	25.327	46.318	14.923	1:26.568	82.30	0.810	18:44:33.516
4 -	25.057	45.835	14.866	1:25.758 (1)	83.07		18:45:59.274
5 -	25.227	45.896	14.726	1:25.849 (2)	82.99	0.091	18:47:25.123
6 -	24.973	46.272	14.816	1:26.061	82.78	0.303	18:48:51.184
7 -	25.144	45.951	14.920	1:26.015 (3)	82.83	0.257	18:50:17.199

P37 57 M Simon BROWNING		Mazda MX-5 Mk1					
IDEAL LAP TIME : 1:30.911		BEST LAP TIME : 1:31.301		DIFFERENCE : 0.390			
LAP	SECTOR 1	SECTOR 2	SECTOR 3	LAP TIME	MPH	DIFF	TIME OF DAY
1 -		51.386	16.973	1:45.593	67.47	14.292	18:41:06.511
2 -	27.108	49.086	16.564	1:32.758	76.80	1.457	18:42:39.269
3 -	25.929	49.450	15.922	1:31.301 (1)	78.03		18:44:10.570
4 -	26.098	49.348	16.212	1:31.658 (2)	77.73	0.357	18:45:42.228
5 -	26.642	49.219	16.381	1:32.242	77.23	0.941	18:47:14.470
6 -	26.547	49.060	16.141	1:31.748 (3)	77.65	0.447	18:48:46.218
7 -	26.925	49.253	16.042	1:32.220	77.25	0.919	18:50:18.438

P38 58 M Dale WHITEMAN		Mazda MX-5 Mk1					
IDEAL LAP TIME : 1:32.162		BEST LAP TIME : 1:32.941		DIFFERENCE : 0.779			
LAP	SECTOR 1	SECTOR 2	SECTOR 3	LAP TIME	MPH	DIFF	TIME OF DAY
1 -		50.880	16.991	1:46.232	67.06	13.291	18:41:07.150
2 -	26.906	49.523	16.957	1:33.386 (3)	76.29	0.445	18:42:40.536
3 -	26.499	49.772	16.904	1:33.175 (2)	76.46	0.234	18:44:13.711
4 -	27.547	49.300	16.899	1:33.746	75.99	0.805	18:45:47.457
5 -	27.494	50.252	16.930	1:34.676	75.25	1.735	18:47:22.133
6 -	26.778	50.568	16.378	1:33.724	76.01	0.783	18:48:55.857
7 -	26.484	49.763	16.694	1:32.941 (1)	76.65		18:50:28.798

P39 228 Jake PAICE		Mazda MX-5 Mk1					
IDEAL LAP TIME : 1:29.591		BEST LAP TIME :		DIFFERENCE :			
LAP	SECTOR 1	SECTOR 2	SECTOR 3	LAP TIME	MPH	DIFF	TIME OF DAY
1 -		48.357	15.565	1:54.283	62.34		18:41:15.201
2 -	25.669	52.859	IN PIT	1:37.794 P	72.85		18:42:52.995

TCR UK Race Weekend - Donington Park - 9th/10th Sept 2023

Downforce Radio Mazda MX-5 Clubman Championship

RACE 15 - BEST SECTORS

SECTOR 1			SECTOR 2			SECTOR 3			IDEAL / BEST COMPARISON						
POS	NO	NAME	TIME	NO	NAME	TIME	NO	NAME	TIME	POS	NO	NAME	IDEAL	BEST	DIFF
													PERFECT LAP	1:24.971	
1	21	FLETCHER	24.885	73	PARRY	45.542	500	PIMLEY	14.544	1	500	PIMLEY	1:25.241	1:25.687	0.446
2	8	DEANE	24.935	21	FLETCHER	45.651	6	WARRY	14.599	2	73	PARRY	1:25.489	1:25.672	0.183
3	73	PARRY	24.955	50	PETHICK	45.676	42	BATEMAN	14.726	3	21	FLETCHER	1:25.498	1:25.937	0.439
4	500	PIMLEY	24.972	2	STYLES	45.719	50	PETHICK	14.796	4	42	BATEMAN	1:25.534	1:25.758	0.224
5	42	BATEMAN	24.973	500	PIMLEY	45.725	8	DEANE	14.890	5	50	PETHICK	1:25.551	1:25.717	0.166
6	11	GREENSMITH	24.975	11	GREENSMITH	45.734	24	WATERFALL	14.926	6	8	DEANE	1:25.568	1:25.608	0.040
7	2	STYLES	25.004	8	DEANE	45.743	11	GREENSMITH	14.932	7	11	GREENSMITH	1:25.641	1:25.724	0.083
8	24	WATERFALL	25.062	42	BATEMAN	45.835	21	FLETCHER	14.962	8	6	WARRY	1:25.779	1:26.157	0.378
9	50	PETHICK	25.079	9	TURNER	45.846	73	PARRY	14.992	9	24	WATERFALL	1:25.848	1:26.063	0.215
10	9	TURNER	25.079	24	WATERFALL	45.860	18	GODDARD	14.999	10	2	STYLES	1:25.885	1:26.562	0.677
11	18	GODDARD	25.086	18	GODDARD	45.886	70	PEARCE	15.035	11	18	GODDARD	1:25.971	1:26.632	0.661
12	70	PEARCE	25.143	17	SMITH	45.947	17	SMITH	15.090	12	9	TURNER	1:26.166	1:26.166	0.000
13	6	WARRY	25.184	6	WARRY	45.996	128	PAICE	15.096	13	17	SMITH	1:26.387	1:26.915	0.528
14	128	PAICE	25.195	59	BIRD	46.100	59	BIRD	15.132	14	59	BIRD	1:26.628	1:26.628	0.000
15	722	HAWKINS	25.259	5	LE DOYEN	46.111	101	McDONALD	15.153	15	70	PEARCE	1:26.663	1:27.127	0.464
16	5	LE DOYEN	25.332	99	HALLEY	46.191	2	STYLES	15.162	16	128	PAICE	1:26.670	1:27.131	0.461
17	99	HALLEY	25.334	888	DAVIS	46.286	69	GRANT	15.208	17	99	HALLEY	1:26.813	1:26.872	0.059
18	888	DAVIS	25.334	101	McDONALD	46.333	96	BELL	15.215	18	101	McDONALD	1:26.911	1:27.075	0.164
19	17	SMITH	25.350	128	PAICE	46.379	9	TURNER	15.241	19	5	LE DOYEN	1:26.992	1:27.341	0.349
20	3	HEAD	25.383	70	PEARCE	46.485	264	BREAME	15.278	20	888	DAVIS	1:27.057	1:27.648	0.591
21	59	BIRD	25.396	3	HEAD	46.543	99	HALLEY	15.288	21	96	BELL	1:27.205	1:28.017	0.812
22	69	GRANT	25.400	96	BELL	46.583	722	HAWKINS	15.391	22	722	HAWKINS	1:27.280	1:27.474	0.194
23	96	BELL	25.407	264	BREAME	46.628	122	GREENSMITH	15.405	23	3	HEAD	1:27.379	1:27.550	0.171
24	101	McDONALD	25.425	722	HAWKINS	46.630	888	DAVIS	15.437	24	264	BREAME	1:27.447	1:27.517	0.070
25	122	GREENSMITH	25.444	122	GREENSMITH	46.643	65	WILLIAMS	15.440	25	122	GREENSMITH	1:27.492	1:27.842	0.350
26	264	BREAME	25.541	65	WILLIAMS	46.930	3	HEAD	15.453	26	69	GRANT	1:27.629	1:27.894	0.265
27	22	FORTH	25.613	69	GRANT	47.021	577	THELWELL	15.509	27	65	WILLIAMS	1:28.089	1:28.672	0.583
28	228	PAICE	25.669	577	THELWELL	47.132	5	LE DOYEN	15.549	28	577	THELWELL	1:28.344	1:28.580	0.236
29	577	THELWELL	25.703	166	McLEAN	47.248	55	WHITMORE	15.564	29	22	FORTH	1:28.701	1:29.009	0.308
30	65	WILLIAMS	25.719	22	FORTH	47.499	228	PAICE	15.565	30	166	McLEAN	1:28.772	1:28.830	0.058
31	28	WATTS	25.850	25	CANNON	47.513	166	McLEAN	15.571	31	25	CANNON	1:29.129	1:29.435	0.306
32	482	HAWKES-REED	25.915	55	WHITMORE	47.605	66	SCOULLER	15.571	32	991	PRIVETT	1:29.333	1:29.346	0.013
33	57	BROWNING	25.929	991	PRIVETT	47.802	991	PRIVETT	15.573	33	55	WHITMORE	1:29.338	1:29.999	0.661
34	166	McLEAN	25.953	482	HAWKES-REED	47.866	25	CANNON	15.575	34	28	WATTS	1:29.391	1:29.788	0.397
35	991	PRIVETT	25.958	28	WATTS	47.966	28	WATTS	15.575	35	482	HAWKES-REED	1:29.564	1:30.105	0.541
36	66	SCOULLER	26.012	228	PAICE	48.357	22	FORTH	15.589	36	228	PAICE	1:29.591		
37	25	CANNON	26.041	66	SCOULLER	48.526	482	HAWKES-REED	15.783	37	66	SCOULLER	1:30.109	1:30.552	0.443
38	55	WHITMORE	26.169	57	BROWNING	49.060	57	BROWNING	15.922	38	57	BROWNING	1:30.911	1:31.301	0.390
39	58	WHITEMAN	26.484	58	WHITEMAN	49.300	58	WHITEMAN	16.378	39	58	WHITEMAN	1:32.162	1:32.941	0.779

TCR UK Race Weekend - Donington Park - 9th/10th Sept 2023

Downforce Radio Mazda MX-5 Clubman Championship

RACE 15 - STATISTICS

Competitors Started	39
Planned Start	2023-09-10 @ 18:15:00.000
Actual Start	2023-09-10 @ 18:39:20.917
Finish Time	2023-09-10 @ 18:49:31.085
Track Length	1.9790mi.
Total Laps	268
Total Distance Covered	530.3900mi.

Session Fastest Lap History

NO	CL	NAME	LAP TIME	TIME OF DAY	LAP	VEHICLE
73		Beau PARRY	1:26.652	18:42:19.601	2	Mazda MX-5 Mk1
21		Matthew FLETCHER	1:26.234	18:42:20.168	2	Mazda MX-5 Mk1
9		Jamie TURNER	1:26.166	18:42:23.218	2	Mazda MX-5 Mk1
21		Matthew FLETCHER	1:25.937	18:43:46.201	3	Mazda MX-5 Mk1
8		Harry DEANE	1:25.608	18:43:47.049	3	Mazda MX-5 Mk1

Session Leader History

NO	CL	NAME	FROM LAP	LAPS LED	DISTANCE	VEHICLE
73		Beau PARRY	1	4	7.87 miles	Mazda MX-5 Mk1
21		Matthew FLETCHER	5	3	5.93 miles	Mazda MX-5 Mk1

Flag History

TYPE	TIME OF DAY
GREEN	18:39:20.917
FINISH	18:49:31.085

Flag Statistics

TYPE	COUNT	TOTAL LAPS	TOTAL TIME
Green	1	7	11:19.359
Red	0	0	0.000
Safety Car	0	0	0.000
FCY	0	0	0.000

TCR UK Race Weekend - Donington Park - 9th/10th Sept 2023

Downforce Radio Mazda MX-5 Clubman Championship

RACE 15 - STATISTICS

CLASS : G

3 Starters

Fastest Lap History

NO	NAME	LAP TIME	TIME OF DAY	LAP	VEHICLE
22	Mark FORTH	1:31.148	18:42:33.892	2	Mazda MX-5 Mk1
17	Pete SMITH	1:30.586	18:42:36.179	2	Mazda MX-5 Mk1
22	Mark FORTH	1:29.430	18:44:03.321	3	Mazda MX-5 Mk1
17	Pete SMITH	1:28.947	18:45:34.669	4	Mazda MX-5 Mk1
17	Pete SMITH	1:28.234	18:47:02.985	5	Mazda MX-5 Mk1
17	Pete SMITH	1:27.272	18:48:30.175	6	Mazda MX-5 Mk1
17	Pete SMITH	1:26.915	18:49:57.090	7	Mazda MX-5 Mk1

Leader History

NO	NAME	FROM LAP	LAPS LED	DISTANCE	VEHICLE
22	Mark FORTH	1	4	7.87 miles	Mazda MX-5 Mk1
17	Pete SMITH	5	3	5.93 miles	Mazda MX-5 Mk1

TCR UK Race Weekend - Donington Park - 9th/10th Sept 2023

Downforce Radio Mazda MX-5 Clubman Championship

RACE 15 - STATISTICS

CLASS : M

16 Starters

Fastest Lap History

NO	NAME	LAP TIME	TIME OF DAY	LAP	VEHICLE
11	Jonathan GREENSMITH	1:27.090	18:42:21.756	2	Mazda MX-5 Mk1
42	Paul BATEMAN	1:26.944	18:43:06.960	2	Mazda MX-5 Mk1
11	Jonathan GREENSMITH	1:25.724	18:43:47.479	3	Mazda MX-5 Mk1

Leader History

NO	NAME	FROM LAP	LAPS LED	DISTANCE	VEHICLE
11	Jonathan GREENSMITH	1	7	13.81 miles	Mazda MX-5 Mk1

TCR UK Race Weekend - Donington Park - 9th/10th Sept 2023

Downforce Radio Mazda MX-5 Clubman Championship

RACE 15 - STATISTICS

CLASS : M (G)

1 Starters

Fastest Lap History

NO	NAME	LAP TIME	TIME OF DAY	LAP	VEHICLE
166	Ossie McLEAN	1:32.572	18:42:36.966	2	Mazda MX-5 Mk1
166	Ossie McLEAN	1:30.235	18:44:07.202	3	Mazda MX-5 Mk1
166	Ossie McLEAN	1:30.129	18:45:37.228	4	Mazda MX-5 Mk1
166	Ossie McLEAN	1:28.830	18:48:38.074	6	Mazda MX-5 Mk1

Leader History

NO	NAME	FROM LAP	LAPS LED	DISTANCE	VEHICLE
166	Ossie McLEAN	1	7	13.81 miles	Mazda MX-5 Mk1

TCR UK Race Weekend - Donington Park - 9th/10th Sept 2023

Downforce Radio Mazda MX-5 Clubman Championship

RACE 15 - STATISTICS

CLASS :

19 Starters

Fastest Lap History

NO	NAME	LAP TIME	TIME OF DAY	LAP	VEHICLE
73	Beau PARRY	1:26.652	18:42:19.601	2	Mazda MX-5 Mk1
21	Matthew FLETCHER	1:26.234	18:42:20.168	2	Mazda MX-5 Mk1
9	Jamie TURNER	1:26.166	18:42:23.218	2	Mazda MX-5 Mk1
21	Matthew FLETCHER	1:25.937	18:43:46.201	3	Mazda MX-5 Mk1
8	Harry DEANE	1:25.608	18:43:47.049	3	Mazda MX-5 Mk1

Leader History

NO	NAME	FROM LAP	LAPS LED	DISTANCE	VEHICLE
73	Beau PARRY	1	4	7.87 miles	Mazda MX-5 Mk1
21	Matthew FLETCHER	5	3	5.93 miles	Mazda MX-5 Mk1