



2024 PROTYRE MOTORSPORT GINETTA GT CHAMPIONSHIP



Rounds 1, 2 & 3
Oulton Park International
30th March – 1st April 2024



Timing & Results Provided by Timing Solutions Ltd

www.tsl-timing.com



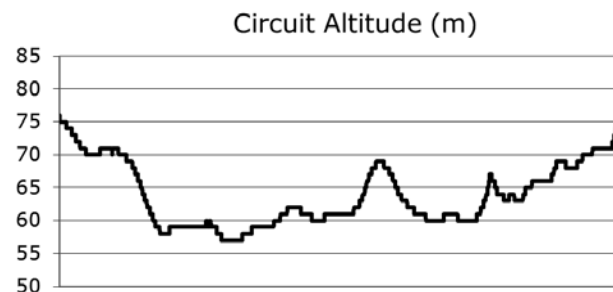
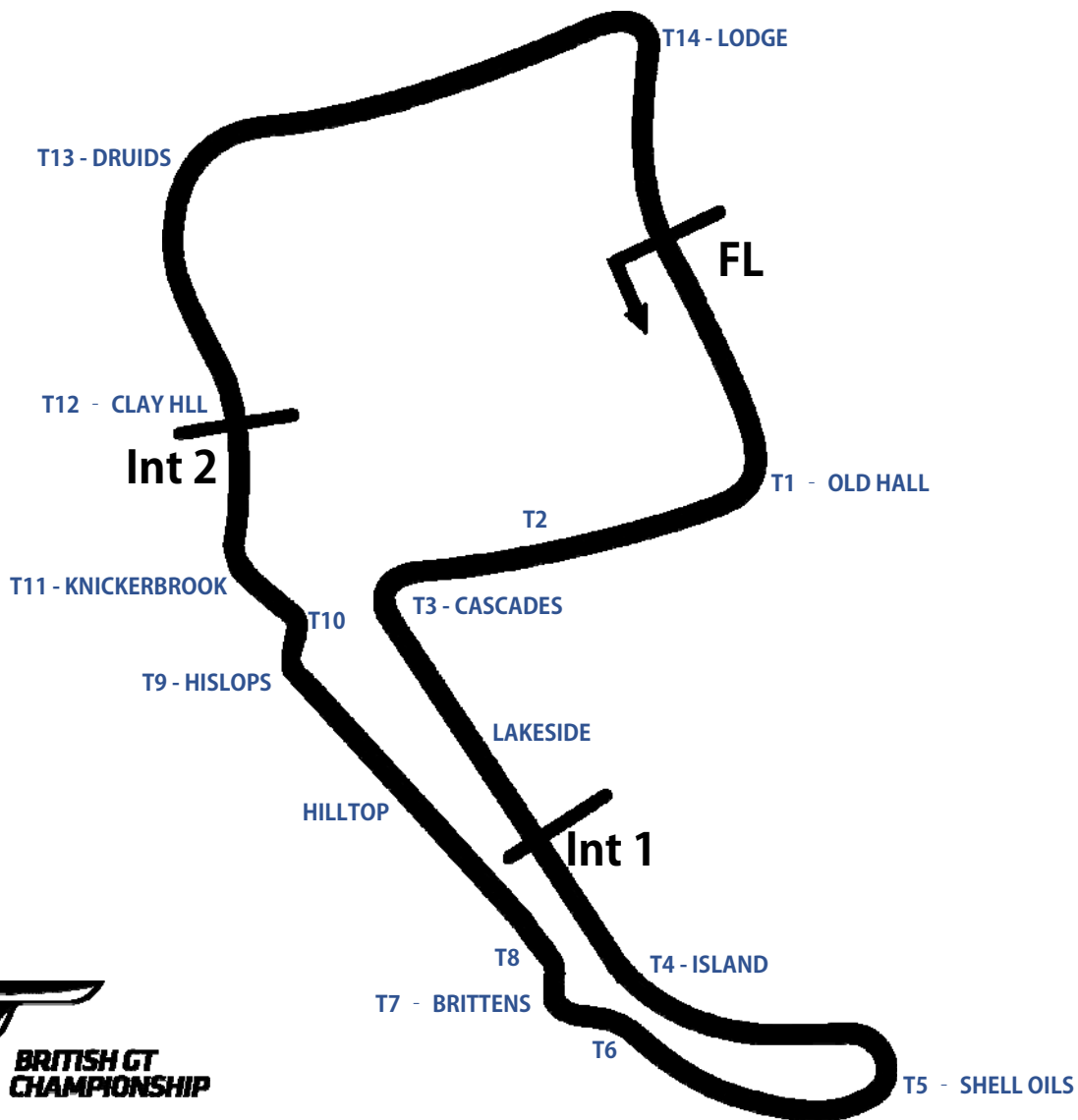
OultonPark

Oulton Park International Circuit

Little Budworth, Tarporley, Cheshire, UK



TIMING SOLUTIONS LTD



Length	2.6920 miles 4.332 km 4332.4 m		
FL		53.17997 N	2.61294 W
Int 1	1163m	53.17248 N	2.61631 W
Int 2	3066m	53.17830 N	2.62040 W
Pit Entry	4314m	53.18011 N	2.61306 W
Pit Exit	180m after FL	53.17836 N	2.61232 W
Pit Entry - Pit Exit	199m, 17.9s @ 40kph, 11.9s @ 60kph		



Results & Live Timing available at – www.tsl-timing.com

Updated - 14/03/2024 12:17

2024 Protyre Motorsport Ginetta GT Championship

QUALIFYING - RACE 5 - CLASSIFICATION

POS	NO	CL	PIC	NAME	NAT	ENTRY	TIME	ON	LAPS	GAP	DIFF	MPH
1	27	PRO	1	Scott MCKENNA	GBR	MDD Racing	1:44.407	5	8			92.82
2	24	PRO	2	Mckenzie DOUGLASS	GBR	Fox Motorsport	1:44.793	4	11	0.386	0.386	92.48
3	33	AM	1	Matt SHAW	GBR	Raceway Motorsport	1:45.024	6	11	0.617	0.231	92.27
4	71*	PRO	3	Luke GARLICK	GBR	Xentek Motorsport	1:45.309	6	10	0.902	0.285	92.02
5	63*	PRO	4	Conner GARLICK	GBR	Xentek Motorsport	1:45.415	4	9	1.008	0.106	91.93
6	57*	AM	2	Nick WHITE	GBR	Raceway Motorsport	1:45.720	5	10	1.313	0.305	91.66
7	11*	PRO	5	Alex TOTH-JONES	GBR	Breakell Racing	1:46.498	4	10	2.091	0.778	90.99
8	3	AM	3	James TOWNSEND	GBR	W2R	1:47.579	9	10	3.172	1.081	90.08
9	19	AM	4	Carl GARNETT	GBR	Breakell Racing	1:47.947	8	8	3.540	0.368	89.77
10	31	AM	5	Paul LIVESEY	GBR	MDD Racing	1:48.402	8	9	3.995	0.455	89.40
11	66*	AM	6	Shawn FLEMING	GBR	SF Racing	1:52.000	6	11	7.593	3.598	86.52

Comments:

No. 66 - please fit a working transponder - Motorsport UK Ref Q12.8.1

No. 57, 63, 71 - 1 Lap time disallowed; exceeding track limits.

No. 11 - 2 Lap times disallowed; exceeding track limits.

Weather / Track : Bright / Dry

These results are provisional until the conclusion of any judicial and technical matters.

Date: 30/03/2024 Start: 11:52 Finish: 12:12

Oulton Park International: 2.6920 miles

Clerk Of Course: Paul Levitt

Stewards:

Timekeeper: Gethin Rees



Results can be found at www.tsl-timing.com

Printed - 12:17 Saturday, 30 March 2024

2024 Protyre Motorsport Ginetta GT Championship

QUALIFYING - RACE 11 - 2ND FASTEST CLASSIFICATION

POS	NO	CL	PIC	NAME	NAT	ENTRY	TIME	ON	LAPS	GAP	DIFF	MPH
1	27	PRO	1	Scott MCKENNA	GBR	MDD Racing	1:44.500	6	8			92.73
2	24	PRO	2	Mckenzie DOUGLASS	GBR	Fox Motorsport	1:44.798	5	11	0.298	0.298	92.47
3	33	AM	1	Matt SHAW	GBR	Raceway Motorsport	1:45.482	10	11	0.982	0.684	91.87
4	71*	PRO	3	Luke GARLICK	GBR	Xentek Motorsport	1:45.593	7	10	1.093	0.111	91.77
5	63*	PRO	4	Conner GARLICK	GBR	Xentek Motorsport	1:45.692	5	9	1.192	0.099	91.69
6	57*	AM	2	Nick WHITE	GBR	Raceway Motorsport	1:45.798	7	10	1.298	0.106	91.60
7	11*	PRO	5	Alex TOTH-JONES	GBR	Breakell Racing	1:46.641	3	10	2.141	0.843	90.87
8	3	AM	3	James TOWNSEND	GBR	W2R	1:47.851	6	10	3.351	1.210	89.85
9	19	AM	4	Carl GARNETT	GBR	Breakell Racing	1:48.756	7	8	4.256	0.905	89.11
10	31	AM	5	Paul LIVESEY	GBR	MDD Racing	1:48.888	6	9	4.388	0.132	89.00
11	66*	AM	6	Shawn FLEMING	GBR	SF Racing	1:53.553	8	11	9.053	4.665	85.34

Comments:

No. 66 - please fit a working transponder - Motorsport UK Ref Q12.8.1

No. 57, 63, 71 - 1 Lap time disallowed; exceeding track limits.

No. 11 - 2 Lap times disallowed; exceeding track limits.

Weather / Track : Bright / Dry

These results are provisional until the conclusion of any judicial and technical matters.

Date: 30/03/2024 Start: 11:52 Finish: 12:12

Oulton Park International: 2.6920 miles

Clerk Of Course: Paul Levitt

Stewards:

Timekeeper: Gethin Rees

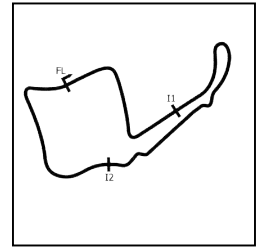


Results can be found at www.tsl-timing.com

Printed - 12:18 Saturday, 30 March 2024

2024 Protyre Motorsport Ginetta GT Championship

QUALIFYING - RACE 5 & 11 - SECTOR ANALYSIS



SECTOR 1 = FL to I1, SECTOR 2 = I1 to I2, SECTOR 3 = I2 to FL, DIFF = Difference To Personal Best Lap, P = Crossed Finish Line in Pit Lane, D = Time Disallowed

P1		27 PRO		Scott MCKENNA		MDD Racing				
IDEAL LAP TIME : 1:44.386		BEST LAP TIME : 1:44.407		DIFFERENCE : 0.021						
LAP	SECTOR 1	SECTOR 2		SECTOR 3		LAP TIME	MPH	DIFF	TIME OF DAY	
1 -	OUTLAP	77.0	1:00.180	81.5	35.446	95.7			11:54:53.654	
2 -	27.435	112.0	55.346	91.9	30.887	106.3	1:53.668	85.25	9.261	11:56:47.322
3 -	25.987	114.7	50.319	101.0	29.133	106.6	1:45.439 (3)	91.91	1.032	11:58:32.761
4 -	25.784	114.7	51.016	101.0	29.521	107.3	1:46.321	91.15	1.914	12:00:19.082
5 -	25.717	114.5	49.613	101.2	29.077	106.6	1:44.407 (1)	92.82		12:02:03.489
6 -	25.763	114.9	49.681	101.6	29.056	106.5	1:44.500 (2)	92.73	0.093	12:03:47.989
7 -	26.313	112.5	51.767	101.2	IN PIT		1:52.349 P	86.26	7.942	12:05:40.338
8 -	OUTLAP	93.7	1:00.454	84.5	IN PIT		8:45.580 P	18.43	7:01.173	12:14:25.918

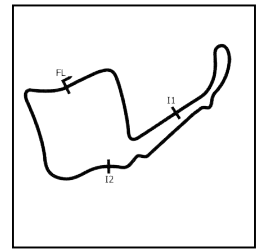
P2		24 PRO		Mckenzie DOUGLASS		Fox Motorsport				
IDEAL LAP TIME : 1:44.759		BEST LAP TIME : 1:44.793		DIFFERENCE : 0.034						
LAP	SECTOR 1	SECTOR 2		SECTOR 3		LAP TIME	MPH	DIFF	TIME OF DAY	
1 -	OUTLAP	99.1	58.819	96.8	32.309	100.7			11:54:41.402	
2 -	27.747	109.4	51.508	100.7	29.406	105.0	1:48.661	89.18	3.868	11:56:30.063
3 -	26.372	113.5	50.152	101.0	29.174	105.5	1:45.698	91.68	0.905	11:58:15.761
4 -	25.879	114.5	49.854	101.5	29.060	105.6	1:44.793 (1)	92.48		12:00:00.554
5 -	25.845	114.1	49.856	100.9	29.097	105.6	1:44.798 (2)	92.47	0.005	12:01:45.352
6 -	25.898	114.5	49.999	100.9	IN PIT		1:49.713 P	88.33	4.920	12:03:35.065
7 -	OUTLAP	112.5	51.723	100.0	30.543	105.3	2:54.761	55.45	1:09.968	12:06:29.826
8 -	26.036	114.5	49.956	101.5	29.174	105.8	1:45.166 (3)	92.15	0.373	12:08:14.992
9 -	25.870	114.9	49.983	100.3	29.654	105.3	1:45.507	91.85	0.714	12:10:00.499
10 -	25.854	114.9	50.819	98.8	30.022	105.5	1:46.695	90.83	1.902	12:11:47.194
11 -	26.883	111.8	51.416	100.7	IN PIT		1:51.399 P	86.99	6.606	12:13:38.593

P3		33 AM		Matt SHAW		Raceway Motorsport				
IDEAL LAP TIME : 1:44.906		BEST LAP TIME : 1:45.024		DIFFERENCE : 0.118						
LAP	SECTOR 1	SECTOR 2		SECTOR 3		LAP TIME	MPH	DIFF	TIME OF DAY	
1 -	OUTLAP	74.3	1:01.140	95.0	34.529	102.4			11:54:54.838	
2 -	28.517	110.1	55.537	99.4	31.316	105.3	1:55.370	84.00	10.346	11:56:50.208
3 -	26.501	113.3	50.687	100.9	29.090	105.6	1:46.278	91.18	1.254	11:58:36.486
4 -	25.803	114.9	51.412	101.8	40.163	105.3	1:57.378	82.56	12.354	12:00:33.864
5 -	25.869	114.3	54.374	75.2	32.923	104.8	1:53.166	85.63	8.142	12:02:27.030
6 -	25.921	114.3	50.181	101.2	28.922	105.8	1:45.024 (1)	92.27		12:04:12.054
7 -	26.555	92.0	59.379	99.4	30.070	106.0	1:56.004	83.54	10.980	12:06:08.058
8 -	25.854	114.7	50.913	97.3	37.223	103.2	1:53.990	85.01	8.966	12:08:02.048
9 -	26.130	114.1	50.419	101.0	29.274	105.3	1:45.823 (3)	91.58	0.799	12:09:47.871
10 -	26.026	113.9	50.354	101.0	29.102	105.3	1:45.482 (2)	91.87	0.458	12:11:33.353
11 -	25.954	113.7	50.707	100.7	29.389	105.6	1:46.050	91.38	1.026	12:13:19.403

P4		71 PRO		Luke GARLICK		Xentek Motorsport				
IDEAL LAP TIME : 1:45.248		BEST LAP TIME : 1:45.309		DIFFERENCE : 0.061						
LAP	SECTOR 1	SECTOR 2		SECTOR 3		LAP TIME	MPH	DIFF	TIME OF DAY	
1 -	OUTLAP	79.5	1:04.040	73.3	35.658	88.1			11:55:08.824	
2 -	30.797	90.1	58.455	82.3	34.217	105.0	2:03.469	78.49	18.160	11:57:12.293
3 -	26.759	113.3	51.303	100.3	29.550	106.1	1:47.612	90.05	2.303	11:58:59.905
4 -	26.184	113.9	50.398	101.2	29.280	106.5	1:45.862 (3)	91.54	0.553	12:00:45.767
5 -	26.028	114.5	50.283	101.5	29.231	106.1	1:45.542 D	91.82	0.233	12:02:31.309
6 -	25.855	114.9	50.162	100.4	29.292	106.0	1:45.309 (1)	92.02		12:04:16.618
7 -	25.934	115.7	50.385	101.3	29.274	105.5	1:45.593 (2)	91.77	0.284	12:06:02.211
8 -	28.083	89.5	53.806	100.1	IN PIT		2:02.904 P	78.85	17.595	12:08:05.115
9 -	OUTLAP	102.2	52.747	99.4	30.267	105.3	3:04.407	52.55	1:19.098	12:11:09.522
10 -	26.155	114.3	50.642	100.4	29.416	105.8	1:46.213	91.24	0.904	12:12:55.735

2024 Protyre Motorsport Ginetta GT Championship

QUALIFYING - RACE 5 & 11 - SECTOR ANALYSIS



SECTOR 1 = FL to I1, SECTOR 2 = I1 to I2, SECTOR 3 = I2 to FL, DIFF = Difference To Personal Best Lap, P = Crossed Finish Line in Pit Lane, D = Time Disallowed

P5		63 PRO		Conner GARLICK		Xentek Motorsport					
IDEAL LAP TIME : 1:45.015		BEST LAP TIME : 1:45.415		DIFFERENCE : 0.400							
LAP	SECTOR 1	SECTOR 2		SECTOR 3		LAP TIME	MPH	DIFF	TIME OF DAY		
1 -	OUTLAP	70.8	1:03.796	77.0	35.334	89.9			11:55:06.700		
2 -	30.273	79.8	58.835	77.4	34.507	105.1	2:03.615	78.39	18.200	11:57:10.315	
3 -	26.229	113.5	50.613	100.4	29.320	105.6	1:46.162	91.28	0.747	11:58:56.477	
4 -	26.033	114.1	50.086	100.6	29.296	106.0	1:45.415 (1)	91.93		12:00:41.892	
5 -	26.095	113.7	50.373	101.6	29.224	106.5	1:45.692 (2)	91.69	0.277	12:02:27.584	
6 -	25.942	115.1	50.224	100.9	29.066	106.3	1:45.232	D	92.09	12:04:12.816	
7 -	29.333	78.7	1:02.610	79.3	32.702	105.5	2:04.645	77.75	19.230	12:06:17.461	
8 -	26.148	114.3	50.007	101.3	29.567	105.5	1:45.722 (3)	91.66	0.307	12:08:03.183	
9 -	29.824	85.7	1:02.132	78.7	IN PIT		2:15.507	P	71.51	30.092	12:10:18.690

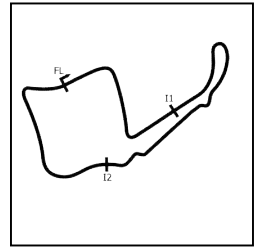
P6		57 AM		Nick WHITE		Raceway Motorsport					
IDEAL LAP TIME : 1:45.467		BEST LAP TIME : 1:45.720		DIFFERENCE : 0.253							
LAP	SECTOR 1	SECTOR 2		SECTOR 3		LAP TIME	MPH	DIFF	TIME OF DAY		
1 -	OUTLAP	78.2	1:00.806	97.2	33.555	102.4				11:54:56.229	
2 -	28.453	111.6	55.872	93.4	35.320	104.5	1:59.645	81.00	13.925	11:56:55.874	
3 -	26.650	113.7	50.687	100.7	28.989	106.1	1:46.326	91.14	0.606	11:58:42.200	
4 -	26.075	114.7	52.044	98.8	29.969	105.5	1:48.088	D	89.66	2.368	12:00:30.288
5 -	25.995	113.7	50.711	101.0	29.014	106.0	1:45.720 (1)	91.66		12:02:16.008	
6 -	26.033	114.3	50.549	100.9	29.312	106.0	1:45.894 (3)	91.51	0.174	12:04:01.902	
7 -	26.091	114.3	50.483	100.7	29.224	105.5	1:45.798 (2)	91.60	0.078	12:05:47.700	
8 -	26.056	113.9	50.741	100.7	IN PIT		1:50.904	P	87.38	5.184	12:07:38.604
9 -	OUTLAP	112.7	52.402	99.7	29.723	105.6	3:11.271	50.66	1:25.551	12:10:49.875	
10 -	26.146	114.1	50.638	100.4	29.179	105.5	1:45.963	91.45	0.243	12:12:35.838	

P7		11 PRO		Alex TOTH-JONES		Breakell Racing					
IDEAL LAP TIME : 1:46.289		BEST LAP TIME : 1:46.498		DIFFERENCE : 0.209							
LAP	SECTOR 1	SECTOR 2		SECTOR 3		LAP TIME	MPH	DIFF	TIME OF DAY		
1 -	OUTLAP	82.4	1:00.940	92.0	33.597	101.2				11:54:42.993	
2 -	28.185	110.1	51.760	98.6	29.945	105.0	1:49.890	88.19	3.392	11:56:32.883	
3 -	26.450	112.7	50.727	100.9	29.464	105.1	1:46.641 (2)	90.87	0.143	11:58:19.524	
4 -	26.379	113.7	50.678	100.3	29.441	105.1	1:46.498 (1)	90.99		12:00:06.022	
5 -	26.307	113.5	50.595	100.4	IN PIT		1:51.550	P	86.87	5.052	12:01:57.572
6 -	OUTLAP	113.9	51.086	99.5	34.425	104.2	4:05.624	D	39.45	2:19.126	12:06:03.196
7 -	26.347	113.7	56.469	99.5	IN PIT		1:56.078	P	83.48	9.580	12:07:59.274
8 -	OUTLAP	113.5	50.824	100.3	29.825	104.6	2:24.919	66.87	38.421	12:10:24.193	
9 -	26.426	112.7	51.290	99.7	29.851	104.5	1:47.567	D	90.09	1.069	12:12:11.760
10 -	26.253	113.7	51.036	100.3	29.819	104.5	1:47.108 (3)	90.48	0.610	12:13:58.868	

P8		3 AM		James TOWNSEND		W2R					
IDEAL LAP TIME : 1:47.442		BEST LAP TIME : 1:47.579		DIFFERENCE : 0.137							
LAP	SECTOR 1	SECTOR 2		SECTOR 3		LAP TIME	MPH	DIFF	TIME OF DAY		
1 -	OUTLAP	76.1	59.812	91.1	34.554	102.4				11:54:50.682	
2 -	28.547	111.2	53.797	99.1	30.400	104.5	1:52.744	85.95	5.165	11:56:43.426	
3 -	27.513	112.4	52.716	95.1	30.330	105.1	1:50.559	87.65	2.980	11:58:33.985	
4 -	27.091	113.1	52.402	101.2	29.856	105.6	1:49.349	88.62	1.770	12:00:23.334	
5 -	26.695	113.3	51.626	101.3	29.800	104.8	1:48.121 (3)	89.63	0.542	12:02:11.455	
6 -	26.799	113.3	51.443	100.7	29.609	105.1	1:47.851 (2)	89.85	0.272	12:03:59.306	
7 -	26.654	113.9	51.832	100.9	IN PIT		1:53.307	P	85.53	5.728	12:05:52.613
8 -	OUTLAP	112.7	52.248	100.6	29.873	104.6	3:36.744	44.71	1:49.165	12:09:29.357	
9 -	26.520	113.5	51.580	100.7	29.479	105.1	1:47.579 (1)	90.08		12:11:16.936	
10 -	26.539	114.1	51.794	98.6	29.863	104.8	1:48.196	89.57	0.617	12:13:05.132	

2024 Protyre Motorsport Ginetta GT Championship

QUALIFYING - RACE 5 & 11 - SECTOR ANALYSIS



SECTOR 1 = FL to I1, SECTOR 2 = I1 to I2, SECTOR 3 = I2 to FL, DIFF = Difference To Personal Best Lap, P = Crossed Finish Line in Pit Lane, D = Time Disallowed

P9		19 AM		Carl GARNETT			Breakell Racing				
IDEAL LAP TIME :		1:47.947		BEST LAP TIME :		1:47.947		DIFFERENCE : 0.000			
LAP	SECTOR 1	SECTOR 2	SECTOR 3	LAP TIME	MPH	DIFF	TIME OF DAY				
1 -	OUTLAP	89.7	1:02.958	93.8	43.284	101.6		11:54:57.432			
2 -	29.359	110.5	57.795	96.1	IN PIT		2:06.737 P	76.46	18.790	11:57:04.169	
3 -	OUTLAP	110.5	55.549	97.1	34.293	104.3		3:21.551	48.08	1:33.604	12:00:25.720
4 -	27.635	112.2	52.310	99.7	IN PIT		1:58.464 P	81.80	10.517		12:02:24.184
5 -	OUTLAP	110.1	55.331	98.3	30.811	104.2		6:18.119	25.63	4:30.172	12:08:42.303
6 -	27.313	112.9	52.297	99.7	30.198	103.2		1:49.808 (3)	88.25	1.861	12:10:32.111
7 -	27.007	113.1	51.874	98.9	29.875	104.5		1:48.756 (2)	89.11	0.809	12:12:20.867
8 -	26.791	113.5	51.468	100.1	29.688	104.3		1:47.947 (1)	89.77		12:14:08.814

P10		31 AM		Paul LIVESEY			MDD Racing				
IDEAL LAP TIME :		1:48.339		BEST LAP TIME :		1:48.402		DIFFERENCE : 0.063			
LAP	SECTOR 1	SECTOR 2	SECTOR 3	LAP TIME	MPH	DIFF	TIME OF DAY				
1 -	OUTLAP	78.3	1:00.749	91.9	33.531	105.3				11:54:55.640	
2 -	28.343	111.2	55.575	99.8	31.493	105.5		1:55.411	83.97	7.009	11:56:51.051
3 -	27.091	113.3	53.074	100.0	29.876	106.6		1:50.041	88.06	1.639	11:58:41.092
4 -	26.878	111.8	53.057	99.8	30.321	106.3		1:50.256	87.89	1.854	12:00:31.348
5 -	26.571	114.3	52.425	100.1	29.923	106.5		1:48.919 (3)	88.97	0.517	12:02:20.267
6 -	26.759	114.3	52.132	100.9	29.997	106.1		1:48.888 (2)	89.00	0.486	12:04:09.155
7 -	26.802	113.9	52.346	100.3	29.821	106.1		1:48.969	88.93	0.567	12:05:58.124
8 -	26.566	113.9	52.195	100.3	29.641	105.8		1:48.402 (1)	89.40		12:07:46.526
9 -	26.590	113.7	52.197	100.3	IN PIT			1:54.406 P	84.70	6.004	12:09:40.932

P11		66 AM		Shawn FLEMING			SF Racing		
IDEAL LAP TIME :				BEST LAP TIME :		1:52.000		DIFFERENCE :	
LAP	SECTOR 1	SECTOR 2	SECTOR 3	LAP TIME	MPH	DIFF	TIME OF DAY		
1 -								11:55:10.771	
2 -					2:03.111	78.72	11.111	11:57:13.882	
3 -					1:57.180	82.70	5.180	11:59:11.062	
4 -					1:54.587	84.57	2.587	12:01:05.649	
5 -					1:53.652 (3)	85.27	1.652	12:02:59.301	
6 -					1:52.000 (1)	86.52		12:04:51.301	
7 -					1:53.713	85.22	1.713	12:06:45.014	
8 -					1:53.553 (2)	85.34	1.553	12:08:38.567	
9 -					1:54.020	84.99	2.020	12:10:32.587	
10 -					1:53.958	85.04	1.958	12:12:26.545	
11 -					1:54.172	84.88	2.172	12:14:20.717	

2024 Protyre Motorsport Ginetta GT Championship

QUALIFYING - RACE 5 & 11 - BEST SECTORS

SECTOR 1			SECTOR 2			SECTOR 3			IDEAL / BEST COMPARISON						
POS	NO	NAME	TIME	NO	NAME	TIME	NO	NAME	TIME	POS	NO	NAME	IDEAL	BEST	DIFF
													PERFECT LAP	1:44.252	
1	27	MCKENNA	25.717	27	MCKENNA	49.613	33	SHAW	28.922	1	27	MCKENNA	1:44.386	1:44.407	0.021
2	33	SHAW	25.803	24	DOUGLASS	49.854	57	WHITE	28.989	2	24	DOUGLASS	1:44.759	1:44.793	0.034
3	24	DOUGLASS	25.845	63	GARLICK	50.007	27	MCKENNA	29.056	3	33	SHAW	1:44.906	1:45.024	0.118
4	71	GARLICK	25.855	71	GARLICK	50.162	24	DOUGLASS	29.060	4	63	GARLICK	1:45.015	1:45.415	0.400
5	63	GARLICK	25.942	33	SHAW	50.181	63	GARLICK	29.066	5	71	GARLICK	1:45.248	1:45.309	0.061
6	57	WHITE	25.995	57	WHITE	50.483	71	GARLICK	29.231	6	57	WHITE	1:45.467	1:45.720	0.253
7	11	TOTH-JONES	26.253	11	TOTH-JONES	50.595	11	TOTH-JONES	29.441	7	11	TOTH-JONES	1:46.289	1:46.498	0.209
8	3	TOWNSEND	26.520	3	TOWNSEND	51.443	3	TOWNSEND	29.479	8	3	TOWNSEND	1:47.442	1:47.579	0.137
9	31	LIVESEY	26.566	19	GARNETT	51.468	31	LIVESEY	29.641	9	19	GARNETT	1:47.947	1:47.947	0.000
10	19	GARNETT	26.791	31	LIVESEY	52.132	19	GARNETT	29.688	10	31	LIVESEY	1:48.339	1:48.402	0.063
11										11	66	FLEMING		1:52.000	

2024 Protyre Motorsport Ginetta GT Championship

QUALIFYING - RACE 5 & 11 - BEST SPEEDS

POS	INTERMEDIATE 1			INTERMEDIATE 2			FINISH LINE		
	NO	NAME	MPH	NO	NAME	MPH	NO	NAME	MPH
1	71	GARLICK	115.7	33	SHAW	101.8	27	MCKENNA	107.3
2	63	GARLICK	115.1	27	MCKENNA	101.6	31	LIVESEY	106.6
3	27	MCKENNA	114.9	63	GARLICK	101.6	71	GARLICK	106.5
4	24	DOUGLASS	114.9	24	DOUGLASS	101.5	63	GARLICK	106.5
5	33	SHAW	114.9	71	GARLICK	101.5	57	WHITE	106.1
6	57	WHITE	114.7	3	TOWNSEND	101.3	33	SHAW	106.0
7	31	LIVESEY	114.3	57	WHITE	101.0	24	DOUGLASS	105.8
8	3	TOWNSEND	114.1	11	TOTH-JONES	100.9	3	TOWNSEND	105.6
9	11	TOTH-JONES	113.9	31	LIVESEY	100.9	11	TOTH-JONES	105.1
10	19	GARNETT	113.5	19	GARNETT	100.1	19	GARNETT	104.5
11									

2024 Protyre Motorsport Ginetta GT Championship

QUALIFYING - RACE 5 & 11 - STATISTICS

Competitors Started 11
Planned Start 2024-03-30 @ 11:40:00.000
Actual Start 2024-03-30 @ 11:52:35.390
Finish Time 2024-03-30 @ 12:12:35.173
Track Length 2.6920mi.
Total Laps 107
Total Distance Covered 288.0470mi.

Session Fastest Lap History

NO	CL	NAME	LAP TIME	TIME OF DAY	LAP	VEHICLE
24	PRO	Mckenzie DOUGLASS	1:48.661	11:56:30.085	2	Fox Motorsport
24	PRO	Mckenzie DOUGLASS	1:45.698	11:58:15.783	3	Fox Motorsport
27	PRO	Scott MCKENNA	1:45.439	11:58:32.782	3	MDD Racing
24	PRO	Mckenzie DOUGLASS	1:44.793	12:00:00.576	4	Fox Motorsport
27	PRO	Scott MCKENNA	1:44.407	12:02:03.511	5	MDD Racing

Flag History

TYPE	TIME OF DAY
GREEN	11:52:35.390
FINISH	12:12:35.173

Flag Statistics

TYPE	COUNT	TOTAL LAPS	TOTAL TIME
Green	1	11	23:49.531
Red	0	0	0.000
Safety Car	0	0	0.000
FCY	0	0	0.000

2024 Protyre Motorsport Ginetta GT Championship

QUALIFYING - RACE 5 & 11 - STATISTICS

CLASS : AM

6 Starters

Fastest Lap History

NO	NAME	LAP TIME	TIME OF DAY	LAP	VEHICLE
3	James TOWNSEND	1:52.744	11:56:43.454	2	W2R
3	James TOWNSEND	1:50.559	11:58:34.013	3	W2R
33	Matt SHAW	1:46.278	11:58:36.498	3	Raceway Motorsport
57	Nick WHITE	1:45.720	12:02:16.030	5	Raceway Motorsport
33	Matt SHAW	1:45.024	12:04:12.065	6	Raceway Motorsport

2024 Protyre Motorsport Ginetta GT Championship

QUALIFYING - RACE 5 & 11 - STATISTICS

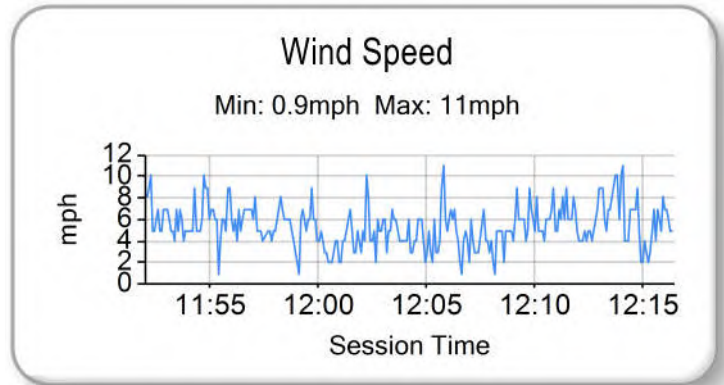
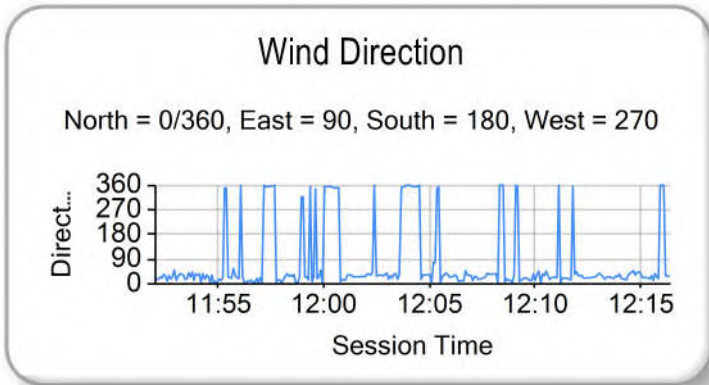
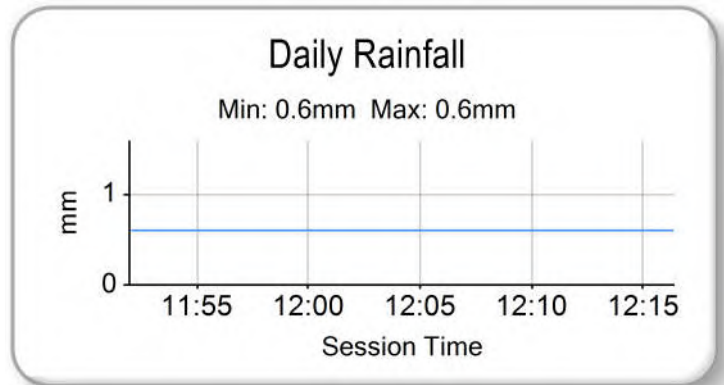
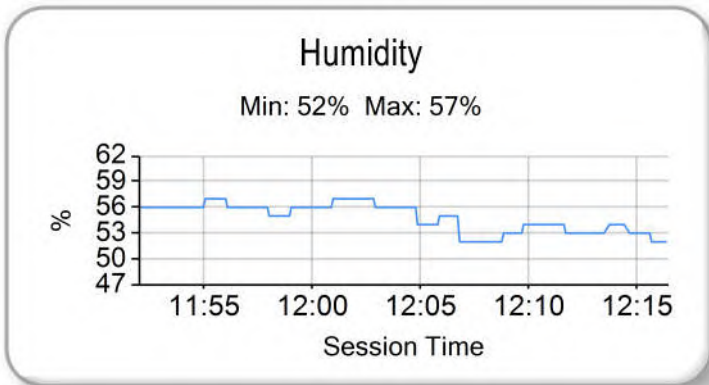
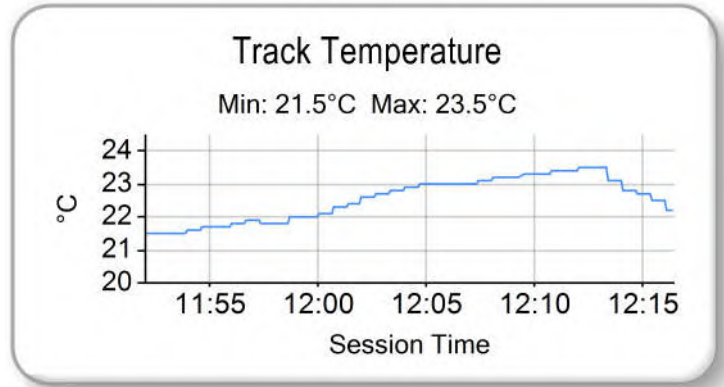
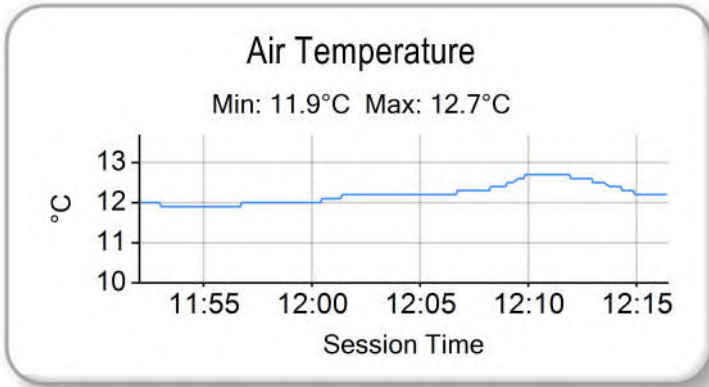
CLASS : PRO

5 Starters

Fastest Lap History

NO	NAME	LAP TIME	TIME OF DAY	LAP	VEHICLE
24	Mckenzie DOUGLASS	1:48.661	11:56:30.085	2	Fox Motorsport
24	Mckenzie DOUGLASS	1:45.698	11:58:15.783	3	Fox Motorsport
27	Scott MCKENNA	1:45.439	11:58:32.782	3	MDD Racing
24	Mckenzie DOUGLASS	1:44.793	12:00:00.576	4	Fox Motorsport
27	Scott MCKENNA	1:44.407	12:02:03.511	5	MDD Racing

2024 Protyre Motorsport Ginetta GT Championship
QUALIFYING - RACE 5 & 11 - WEATHER CONDITIONS



2024 Protyre Motorsport Ginetta GT Championship
RACE 5 - ROUND 1 - GRID (20 minutes)

ROW 6	11	1:52.000	66 Shawn FLEMING	
ROW 5	9	1:47.947	19 Carl GARNETT	10
				1:48.402
				31 Paul LIVESEY
ROW 4	7	1:46.498	11 Alex TOTH-JONES	8
				1:47.579
				3 James TOWNSEND
ROW 3	5	1:45.415	63 Conner GARLICK	6
				1:45.720
				57 Nick WHITE
ROW 2	3	1:45.024	33 Matt SHAW	4
				1:45.309
				71 Luke GARLICK
ROW 1	1	1:44.407	27 Scott MCKENNA	2
				1:44.793
				24 Mckenzie DOUGLASS
Pole				

These results are provisional until the conclusion of any judicial and technical matters.

Oulton Park International: 2.6920 miles

Clerk Of Course: Paul Levitt	Stewards:	Timekeeper: Gethin Rees	
------------------------------	-----------	-------------------------	--

Results can be found at www.tsl-timing.com

Printed - 12:22 Saturday, 30 March 2024

2024 Protyre Motorsport Ginetta GT Championship
RACE 11 - ROUND 2 - GRID (20 minutes)

ROW 6	11	1:53.553	66 Shawn FLEMING	
ROW 5	9	1:48.756	19 Carl GARNETT	10
				1:48.888
ROW 4	7	1:46.641	11 Alex TOTH-JONES	8
				1:47.851
ROW 3	5	1:45.692	63 Conner GARLICK	6
				1:45.798
ROW 2	3	1:45.482	33 Matt SHAW	4
				1:45.593
ROW 1	1	1:44.500	27 Scott MCKENNA	2
				1:44.798
			Pole	

These results are provisional until the conclusion of any judicial and technical matters.

Oulton Park International: 2.6920 miles

Clerk Of Course: Paul Levitt	Stewards:	Timekeeper: Gethin Rees	
------------------------------	-----------	-------------------------	--

Results can be found at www.tsl-timing.com

Printed - 18:30 Saturday, 30 March 2024

2024 Protyre Motorsport Ginetta GT Championship

RACE 5 - ROUND 1 - CLASSIFICATION

Race Distance: 11 Laps / 29.61 miles

POS	NO	CL	PIC	NAME	NAT	ENTRY	LAPS	TIME	GAP	DIFF	MPH	BEST	ON	GRD	↑↓
1	24	PRO	1	Mckenzie DOUGLASS	GBR	Fox Motorsport	11	19:25.223			91.48	1:44.911	6	2	1
2	27*	PRO	2	Scott MCKENNA	GBR	MDD Racing	11	19:27.904	2.681	2.681	91.27	1:44.805	5	1	-1
3	33	AM	1	Matt SHAW	GBR	Raceway Motorsport	11	19:28.094	2.871	0.190	91.26	1:45.203	3	3	0
4	57	AM	2	Nick WHITE	GBR	Raceway Motorsport	11	19:33.709	8.486	5.615	90.82	1:45.920	3	6	2
5	71*	PRO	3	Luke GARLICK	GBR	Xentek Motorsport	11	19:33.789	8.566	0.080	90.82	1:45.480	5	4	-1
6	11	PRO	4	Alex TOTH-JONES	GBR	Breakell Racing	11	19:45.700	20.477	11.911	89.90	1:46.580	4	7	1
7	63*	PRO	5	Conner GARLICK	GBR	Xentek Motorsport	11	19:47.642	22.419	1.942	89.76	1:45.980	3	5	-2
8	19	AM	3	Carl GARNETT	GBR	Breakell Racing	11	19:55.838	30.615	8.196	89.14	1:47.639	6	9	1
9	3	AM	4	James TOWNSEND	GBR	W2R	11	19:56.844	31.621	1.006	89.07	1:47.384	6	8	-1
10	31	AM	5	Paul LIVESEY	GBR	MDD Racing	11	20:04.227	39.004	7.383	88.52	1:47.987	10	10	0
11	66	AM	6	Shawn FLEMING	GBR	SF Racing	11	20:52.964	1:27.741	48.737	85.08	1:51.852	8	11	0

FASTEST LAP

27	PRO	Scott MCKENNA	GBR	MDD Racing	5	1:44.805	92.46 mph	148.81 kph
33	AM	Matt SHAW	GBR	Raceway Motorsport	3	1:45.203	92.12 mph	148.25 kph

Comments:

No. 27,63 & 71 - 5 second time penalty for exceeding track limits

Weather / Track : Bright / Dry

These results are provisional until the conclusion of any judicial and technical matters.

Date: 30/03/2024 Start: 18:08 Finish: 18:27

Oulton Park International: 2.6920 miles

Clerk Of Course: Paul Levitt

Stewards:

Timekeeper: Gethin Rees



Results can be found at www.tsl-timing.com

Printed - 18:32 Saturday, 30 March 2024

2024 Protyre Motorsport Ginetta GT Championship

RACE 5 - ROUND 1 - LAP CHART

LAP 1 @ 18:10:18.843			LAP 2 @ 18:12:04.626			LAP 3 @ 18:13:49.647			LAP 4 @ 18:15:34.775			LAP 5 @ 18:17:19.779		
NO	BEHIND	LAP TIME	NO	BEHIND	LAP TIME	NO	BEHIND	LAP TIME	NO	BEHIND	LAP TIME	NO	BEHIND	LAP TIME
24		1:48.349	24		1:45.783	24		1:45.021	24		1:45.128	24		1:45.004
27	0.367	1:48.716	27	0.268	1:45.684	27	0.611	1:45.364	27	0.587	1:45.104	27	0.388	1:44.805
33	2.151	1:50.500	33	2.762	1:46.394	33	2.944	1:45.203	33	3.205	1:45.389	33	3.625	1:45.424
71	2.800	1:51.149	71	3.669	1:46.652	71	4.314	1:45.666	71	4.946	1:45.760	71	5.422	1:45.480
57	3.111	1:51.460	57	4.008	1:46.680	57	4.907	1:45.920	57	6.076	1:46.297	57	7.149	1:46.077
63	3.937	1:52.286	63	4.265	1:46.111	63	5.224	1:45.980	11	9.555	1:46.580	11	11.251	1:46.700
11	4.114	1:52.463	11	6.328	1:47.997	11	8.103	1:46.796	63	9.823	1:49.727	63	11.391	1:46.572
3	5.233	1:53.582	3	8.110	1:48.660	3	11.499	1:48.410	3	14.559	1:48.188	3	17.680	1:48.125
19	6.007	1:54.356	19	9.042	1:48.818	19	12.742	1:48.721	19	15.542	1:47.928	19	18.303	1:47.765
31	6.530	1:54.879	31	10.482	1:49.735	31	13.792	1:48.331	31	17.624	1:48.960	31	22.379	1:49.759
66	11.268	1:59.617	66	19.933	1:54.448	66	29.509	1:54.597	66	38.886	1:54.505	66	47.845	1:53.963

2024 Protyre Motorsport Ginetta GT Championship

RACE 5 - ROUND 1 - LAP CHART

LAP 6 @ 18:19:04.690			LAP 7 @ 18:20:50.056			LAP 8 @ 18:22:36.098			LAP 9 @ 18:24:21.871			LAP 10 @ 18:26:07.466		
NO	BEHIND	LAP TIME	NO	BEHIND	LAP TIME	NO	BEHIND	LAP TIME	NO	BEHIND	LAP TIME	NO	BEHIND	LAP TIME
24		1:44.911	24		1:45.366	24		1:46.042	27		1:45.579	27		1:45.595
27	0.625	1:45.148	27	0.487	1:45.228	27	0.194	1:45.749	24	1.096	1:46.869	24	2.028	1:46.527
33	4.175	1:45.461	33	4.278	1:45.469	33	4.088	1:45.852	33	4.098	1:45.783	33	4.616	1:46.113
71	6.034	1:45.523	71	6.352	1:45.684	71	5.961	1:45.651	71	5.936	1:45.748	71	6.160	1:45.819
57	8.438	1:46.200	57	9.472	1:46.400	57	9.351	1:45.921	57	9.641	1:46.063	57	10.310	1:46.264
11	14.718	1:48.378	11	17.386	1:48.034	63	17.797	1:46.426	63	18.279	1:46.255	63	18.853	1:46.169
63	14.825	1:48.345	63	17.413	1:47.954	11	19.329	1:47.985	11	20.613	1:47.057	11	21.724	1:46.706
3	20.153	1:47.384	3	23.410	1:48.623	3	25.550	1:48.182	3	27.847	1:48.070	19	30.752	1:48.060
19	21.031	1:47.639	19	23.841	1:48.176	19	26.040	1:48.241	19	28.287	1:48.020	3	30.782	1:48.530
31	26.414	1:48.946	31	29.715	1:48.667	31	32.742	1:49.069	31	35.722	1:48.753	31	38.114	1:47.987
66	56.424	1:53.490	66	1:04.069	1:53.011	66	1:09.879	1:51.852	66	1:16.019	1:51.913	66	1:22.842	1:52.418

2024 Protyre Motorsport Ginetta GT Championship

RACE 5 - ROUND 1 - LAP CHART

LAP 11 @ 18:27:53.398

NO	BEHIND	LAP TIME
27		1:45.932
24	2.319	1:46.223
33	5.190	1:46.506
71	5.885	1:45.657
57	10.805	1:46.427
63	19.738	1:46.817
11	22.796	1:47.004
19	32.934	1:48.114
3	33.940	1:49.090
31	41.323	1:49.141
66	1:30.060	1:53.150

2024 Protyre Motorsport Ginetta GT Championship

RACE 5 - ROUND 1 - POSITION CHART WITH INTERMEDIATES

No	Name	Lap		Intermediates																																
		Pos	L0 - Int1-M	L0 - Int2-M	L1 - Finish	L1 - Int1-M	L1 - Int2-M	L2 - Finish	L2 - Int1-M	L2 - Int2-M	L3 - Finish	L3 - Int1-M	L3 - Int2-M	L4 - Finish	L4 - Int1-M	L4 - Int2-M	L5 - Finish	L5 - Int1-M	L5 - Int2-M	L6 - Finish	L6 - Int1-M	L6 - Int2-M	L7 - Finish	L7 - Int1-M	L7 - Int2-M	L8 - Finish	L8 - Int1-M	L8 - Int2-M	L9 - Finish	L9 - Int1-M	L9 - Int2-M	L10 - Finish	L10 - Int1-M	L10 - Int2-M		
27	MCKENNA	1	24	24	24	24	24	24	24	24	24	24	24	24	24	24	24	24	24	24	24	24	24	24	24	24	24	24	24	24	24	24	24	24	24	24
24	DOUGLASS	2	27	27	27	27	27	27	27	27	27	27	27	27	27	27	27	27	27	27	27	27	27	27	27	27	27	27	27	27	27	27	27	27	27	27
33	SHAW	3	33	33	33	33	33	33	33	33	33	33	33	33	33	33	33	33	33	33	33	33	33	33	33	33	33	33	33	33	33	33	33	33	33	33
71	GARLICK	4	71	71	71	71	71	71	71	71	71	71	71	71	71	71	71	71	71	71	71	71	71	71	71	71	71	71	71	71	71	71	71	71	71	71
63	GARLICK	5	57	57	57	57	57	57	57	57	57	57	57	57	57	57	57	57	57	57	57	57	57	57	57	57	57	57	57	57	57	57	57	57	57	57
57	WHITE	6	11	11	63	63	63	63	63	63	63	63	63	63	11	11	11	11	11	11	11	11	11	11	11	63	63	63	63	63	63	63	63	63	63	
11	TOTH-JONES	7	63	63	11	11	11	11	11	11	11	11	11	11	63	63	63	63	63	63	63	63	63	63	63	63	11	11	11	11	11	11	11	11	11	
3	TOWNSEND	8	3	3	3	3	3	3	3	3	3	3	3	3	3	3	3	3	3	3	3	3	3	3	3	3	3	3	3	3	3	3	3	3	3	
19	GARNETT	9	19	19	19	19	19	19	19	19	19	19	19	19	19	19	19	19	19	19	19	19	19	19	19	19	19	19	19	19	19	19	19	19	19	
31	LIVESEY	10	31	31	31	31	31	31	31	31	31	31	31	31	31	31	31	31	31	31	31	31	31	31	31	31	31	31	31	31	31	31	31	31	31	
66	FLEMING	11	66	66	66	66	66	66	66	66	66	66	66	66	66	66	66	66	66	66	66	66	66	66	66	66	66	66	66	66	66	66	66	66	66	

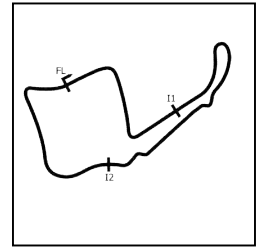
2024 Protyre Motorsport Ginetta GT Championship

RACE 5 - ROUND 1 - POSITION CHART WITH INTERMEDIATES

No	Name	Lap	
		Pos	L11 - Finish
27	MCKENNA	1	27
24	DOUGLASS	2	24
33	SHAW	3	33
71	GARLICK	4	71
63	GARLICK	5	57
57	WHITE	6	63
11	TOTH-JONES	7	11
3	TOWNSEND	8	19
19	GARNETT	9	3
31	LIVESEY	10	31
66	FLEMING	11	66

2024 Protyre Motorsport Ginetta GT Championship

RACE 5 - ROUND 1 - SECTOR ANALYSIS



SECTOR 1 = FL to I1, SECTOR 2 = I1 to I2, SECTOR 3 = I2 to FL, DIFF = Difference To Personal Best Lap, P = Crossed Finish Line in Pit Lane, D = Time Disallowed

P1		24 PRO		Mckenzie DOUGLASS			Fox Motorsport				
IDEAL LAP TIME : 1:44.745		BEST LAP TIME : 1:44.911			DIFFERENCE : 0.166						
LAP	SECTOR 1	SECTOR 2		SECTOR 3		LAP TIME	MPH	DIFF	TIME OF DAY		
1 -		112.4	50.588	99.7	29.445	105.6	1:48.349	89.44	3.438	18:10:18.843	
2 -	26.080	114.3	50.346	99.8	29.357	105.8	1:45.783	91.61	0.872	18:12:04.626	
3 -	25.965	115.1	49.904	100.4	29.152	105.6	1:45.021 (3)	92.27	0.110	18:13:49.647	
4 -	25.922	114.1	49.962	100.4	29.244	105.3	1:45.128	92.18	0.217	18:15:34.775	
5 -	25.940	114.7	49.852	100.0	29.212	105.6	1:45.004 (2)	92.29	0.093	18:17:19.779	
6 -	26.021	114.7	49.717	100.4	29.173	105.6	1:44.911 (1)	92.37		18:19:04.690	
7 -	25.876	115.1	50.183	99.8	29.307	105.8	1:45.366	91.97	0.455	18:20:50.056	
8 -	26.117	113.3	50.399	99.2	29.526	105.6	1:46.042	91.39	1.131	18:22:36.098	
9 -	26.609	114.7	50.642	100.3	29.618	105.6	1:46.869	90.68	1.958	18:24:22.967	
10 -	26.275	113.9	50.581	99.8	29.671	105.5	1:46.527	90.97	1.616	18:26:09.494	
11 -	26.205	115.1	50.390	100.0	29.628	105.8	1:46.223	91.23	1.312	18:27:55.717	

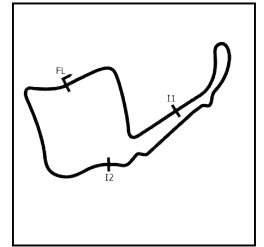
P2		27 PRO		Scott MCKENNA			MDD Racing				
IDEAL LAP TIME : 1:44.697		BEST LAP TIME : 1:44.805			DIFFERENCE : 0.108						
LAP	SECTOR 1	SECTOR 2		SECTOR 3		LAP TIME	MPH	DIFF	TIME OF DAY		
1 -		112.9	50.834	101.2	29.414	107.5	1:48.716	89.14	3.911	18:10:19.210	
2 -	26.125	115.1	50.252	101.0	29.307	107.8	1:45.684	91.70	0.879	18:12:04.894	
3 -	25.942	116.1	50.177	101.2	29.245	107.8	1:45.364	91.97	0.559	18:13:50.258	
4 -	25.692	116.1	50.100	100.1	29.312	107.3	1:45.104 (2)	92.20	0.299	18:15:35.362	
5 -	25.744	116.3	49.914	101.6	29.147	107.8	1:44.805 (1)	92.46		18:17:20.167	
6 -	25.827	116.5	50.059	101.0	29.262	106.5	1:45.148 (3)	92.16	0.343	18:19:05.315	
7 -	26.075	114.5	49.858	101.6	29.295	107.7	1:45.228	92.09	0.423	18:20:50.543	
8 -	25.892	115.9	50.412	101.8	29.445	108.2	1:45.749	91.64	0.944	18:22:36.292	
9 -	25.978	115.7	50.206	101.0	29.395	107.2	1:45.579	91.79	0.774	18:24:21.871	
10 -	25.954	115.5	50.209	100.9	29.432	107.3	1:45.595	91.77	0.790	18:26:07.466	
11 -	26.229	113.1	50.405	100.9	29.298	107.2	1:45.932	91.48	1.127	18:27:53.398	

P3		33 AM		Matt SHAW			Raceway Motorsport				
IDEAL LAP TIME : 1:45.109		BEST LAP TIME : 1:45.203			DIFFERENCE : 0.094						
LAP	SECTOR 1	SECTOR 2		SECTOR 3		LAP TIME	MPH	DIFF	TIME OF DAY		
1 -		114.1	51.852	99.8	29.544	106.0	1:50.500	87.70	5.297	18:10:20.994	
2 -	26.147	115.1	51.009	100.4	29.238	106.0	1:46.394	91.08	1.191	18:12:07.388	
3 -	25.814	115.1	50.364	100.7	29.025	106.5	1:45.203 (1)	92.12		18:13:52.591	
4 -	25.960	115.3	50.342	100.3	29.087	106.5	1:45.389 (2)	91.95	0.186	18:15:37.980	
5 -	25.884	115.1	50.417	100.9	29.123	107.0	1:45.424 (3)	91.92	0.221	18:17:23.404	
6 -	25.806	115.1	50.433	100.4	29.222	106.5	1:45.461	91.89	0.258	18:19:08.865	
7 -	26.078	114.7	50.278	100.9	29.113	106.5	1:45.469	91.88	0.266	18:20:54.334	
8 -	26.023	114.5	50.521	100.6	29.308	106.1	1:45.852	91.55	0.649	18:22:40.186	
9 -	25.910	114.9	50.763	100.7	29.110	106.8	1:45.783	91.61	0.580	18:24:25.969	
10 -	25.955	114.9	50.978	100.6	29.180	106.6	1:46.113	91.33	0.910	18:26:12.082	
11 -	26.284	114.1	50.950	100.6	29.272	106.5	1:46.506	90.99	1.303	18:27:58.588	

P4		57 AM		Nick WHITE			Raceway Motorsport				
IDEAL LAP TIME : 1:45.652		BEST LAP TIME : 1:45.920			DIFFERENCE : 0.268						
LAP	SECTOR 1	SECTOR 2		SECTOR 3		LAP TIME	MPH	DIFF	TIME OF DAY		
1 -		113.5	52.164	100.1	29.832	106.8	1:51.460	86.94	5.540	18:10:21.954	
2 -	26.313	115.5	51.099	99.5	29.268	107.0	1:46.680	90.84	0.760	18:12:08.634	
3 -	26.366	115.9	50.434	100.7	29.120	106.6	1:45.920 (1)	91.49		18:13:54.554	
4 -	26.112	115.3	50.645	100.0	29.540	105.5	1:46.297	91.17	0.377	18:15:40.851	
5 -	26.323	114.9	50.614	100.3	29.140	107.0	1:46.077	91.36	0.157	18:17:26.928	
6 -	26.197	114.9	50.795	100.1	29.208	106.6	1:46.200	91.25	0.280	18:19:13.128	
7 -	26.098	114.9	50.938	100.0	29.364	106.5	1:46.400	91.08	0.480	18:20:59.528	
8 -	26.145	114.7	50.635	100.4	29.141	106.6	1:45.921 (2)	91.49	0.001	18:22:45.449	
9 -	26.161	114.9	50.580	100.0	29.322	106.1	1:46.063 (3)	91.37	0.143	18:24:31.512	
10 -	26.110	115.3	50.794	99.7	29.360	106.3	1:46.264	91.20	0.344	18:26:17.776	
11 -	26.192	114.9	50.740	100.0	29.495	106.5	1:46.427	91.06	0.507	18:28:04.203	

2024 Protyre Motorsport Ginetta GT Championship

RACE 5 - ROUND 1 - SECTOR ANALYSIS



SECTOR 1 = FL to I1, SECTOR 2 = I1 to I2, SECTOR 3 = I2 to FL, DIFF = Difference To Personal Best Lap, P = Crossed Finish Line in Pit Lane, D = Time Disallowed

P5		71 PRO		Luke GARLICK			Xentek Motorsport				
IDEAL LAP TIME : 1:45.340		BEST LAP TIME : 1:45.480			DIFFERENCE : 0.140						
LAP	SECTOR 1	SECTOR 2		SECTOR 3		LAP TIME	MPH	DIFF	TIME OF DAY		
1 -		113.9	52.027	100.3	29.841	106.5	1:51.149	87.19	5.669	18:10:21.643	
2 -	26.244	114.7	50.939	100.3	29.469	106.3	1:46.652	90.86	1.172	18:12:08.295	
3 -	25.913	115.5	50.317	100.3	29.436	106.5	1:45.666	91.71	0.186	18:13:53.961	
4 -	25.973	115.3	50.421	100.7	29.366	106.6	1:45.760	91.63	0.280	18:15:39.721	
5 -	26.002	115.1	50.309	100.7	29.169	107.2	1:45.480 (1)	91.87		18:17:25.201	
6 -	25.978	115.1	50.296	100.9	29.249	106.3	1:45.523 (2)	91.84	0.043	18:19:10.724	
7 -	26.090	115.3	50.265	100.6	29.329	106.6	1:45.684	91.70	0.204	18:20:56.408	
8 -	25.923	115.3	50.437	100.7	29.291	106.6	1:45.651 (3)	91.72	0.171	18:22:42.059	
9 -	26.014	114.9	50.466	100.7	29.268	106.6	1:45.748	91.64	0.268	18:24:27.807	
10 -	25.924	115.7	50.575	100.1	29.320	106.6	1:45.819	91.58	0.339	18:26:13.626	
11 -	25.906	115.3	50.321	100.6	29.430	106.6	1:45.657	91.72	0.177	18:27:59.283	

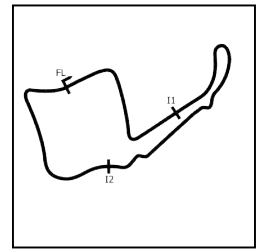
P6		11 PRO		Alex TOTH-JONES			Breakell Racing				
IDEAL LAP TIME : 1:46.169		BEST LAP TIME : 1:46.580			DIFFERENCE : 0.411						
LAP	SECTOR 1	SECTOR 2		SECTOR 3		LAP TIME	MPH	DIFF	TIME OF DAY		
1 -		113.3	52.278	100.4	30.358	106.1	1:52.463	86.17	5.883	18:10:22.957	
2 -	26.723	114.3	51.487	99.4	29.787	106.0	1:47.997	89.73	1.417	18:12:10.954	
3 -	26.320	114.1	50.934	100.1	29.542	105.6	1:46.796	90.74	0.216	18:13:57.750	
4 -	26.240	114.7	50.797	100.6	29.543	106.1	1:46.580 (1)	90.92		18:15:44.330	
5 -	26.031	114.9	50.612	100.9	30.057	106.1	1:46.700 (2)	90.82	0.120	18:17:31.030	
6 -	26.349	115.3	51.139	100.9	30.890	103.0	1:48.378	89.42	1.798	18:19:19.408	
7 -	26.600	115.9	51.225	100.0	30.209	104.5	1:48.034	89.70	1.454	18:21:07.442	
8 -	26.632	115.7	51.468	100.1	29.885	106.0	1:47.985	89.74	1.405	18:22:55.427	
9 -	26.064	115.5	51.292	100.0	29.701	105.5	1:47.057	90.52	0.477	18:24:42.484	
10 -	26.015	114.9	50.996	99.8	29.695	106.0	1:46.706 (3)	90.82	0.126	18:26:29.190	
11 -	26.075	115.1	51.173	100.3	29.756	105.5	1:47.004	90.56	0.424	18:28:16.194	

P7		63 PRO		Conner GARLICK			Xentek Motorsport				
IDEAL LAP TIME : 1:45.009		BEST LAP TIME : 1:45.980			DIFFERENCE : 0.971						
LAP	SECTOR 1	SECTOR 2		SECTOR 3		LAP TIME	MPH	DIFF	TIME OF DAY		
1 -		112.5	52.245	100.9	30.059	105.8	1:52.286	86.30	6.306	18:10:22.780	
2 -	26.033	115.3	50.815	100.9	29.263	107.2	1:46.111 (2)	91.33	0.131	18:12:08.891	
3 -	26.192	116.1	50.759	100.7	29.029	107.5	1:45.980 (1)	91.44		18:13:54.871	
4 -	26.006	116.5	50.607	101.5	33.114	87.6	1:49.727	88.32	3.747	18:15:44.598	
5 -	26.444	115.9	50.023	101.8	30.105	106.6	1:46.572	90.93	0.592	18:17:31.170	
6 -	26.417	116.7	51.059	101.2	30.869	103.5	1:48.345	89.44	2.365	18:19:19.515	
7 -	26.899	115.7	50.958	100.9	30.097	106.6	1:47.954	89.77	1.974	18:21:07.469	
8 -	26.361	115.3	50.802	100.4	29.263	106.5	1:46.426	91.06	0.446	18:22:53.895	
9 -	26.053	113.7	50.845	101.0	29.357	106.3	1:46.255	91.20	0.275	18:24:40.150	
10 -	26.029	115.1	50.693	100.3	29.447	106.3	1:46.169 (3)	91.28	0.189	18:26:26.319	
11 -	25.957	114.3	51.314	99.5	29.546	105.6	1:46.817	90.72	0.837	18:28:13.136	

P8		19 AM		Carl GARNETT			Breakell Racing				
IDEAL LAP TIME : 1:47.316		BEST LAP TIME : 1:47.639			DIFFERENCE : 0.323						
LAP	SECTOR 1	SECTOR 2		SECTOR 3		LAP TIME	MPH	DIFF	TIME OF DAY		
1 -		112.9	53.288	98.6	30.282	105.6	1:54.356	84.74	6.717	18:10:24.850	
2 -	26.958	113.5	51.852	99.8	30.008	105.8	1:48.818	89.05	1.179	18:12:13.668	
3 -	26.847	114.1	51.909	99.7	29.965	104.2	1:48.721	89.13	1.082	18:14:02.389	
4 -	26.865	114.3	51.350	100.1	29.713	105.6	1:47.928 (3)	89.79	0.289	18:15:50.317	
5 -	26.601	114.5	51.418	98.9	29.746	106.0	1:47.765 (2)	89.92	0.126	18:17:38.082	
6 -	26.590	114.7	51.399	99.7	29.650	105.6	1:47.639 (1)	90.03		18:19:25.721	
7 -	26.436	114.7	51.887	98.8	29.853	105.6	1:48.176	89.58	0.537	18:21:13.897	
8 -	26.636	114.7	51.757	99.8	29.848	105.8	1:48.241	89.53	0.602	18:23:02.138	
9 -	26.363	115.1	52.035	98.9	29.622	105.6	1:48.020	89.71	0.381	18:24:50.158	
10 -	26.344	115.3	51.748	99.7	29.968	105.1	1:48.060	89.68	0.421	18:26:38.218	
11 -	26.999	114.7	51.406	99.8	29.709	105.3	1:48.114	89.63	0.475	18:28:26.332	

2024 Protyre Motorsport Ginetta GT Championship

RACE 5 - ROUND 1 - SECTOR ANALYSIS



SECTOR 1 = FL to I1, SECTOR 2 = I1 to I2, SECTOR 3 = I2 to FL, DIFF = Difference To Personal Best Lap, P = Crossed Finish Line in Pit Lane, D = Time Disallowed

P9		3 AM		James TOWNSEND			W2R				
IDEAL LAP TIME : 1:47.045		BEST LAP TIME : 1:47.384			DIFFERENCE : 0.339						
LAP	SECTOR 1		SECTOR 2		SECTOR 3		LAP TIME	MPH	DIFF	TIME OF DAY	
1 -		113.5	53.073	97.8	30.066	105.6	1:53.582	85.32	6.198	18:10:24.076	
2 -	26.901	113.9	52.036	99.5	29.723	105.5	1:48.660	89.18	1.276	18:12:12.736	
3 -	26.805	113.7	51.830	100.4	29.775	105.6	1:48.410	89.39	1.026	18:14:01.146	
4 -	26.715	114.1	51.948	99.5	29.525	105.3	1:48.188	89.57	0.804	18:15:49.334	
5 -	26.693	114.7	51.620	99.8	29.812	105.1	1:48.125 (3)	89.63	0.741	18:17:37.459	
6 -	26.737	113.9	51.129	100.6	29.518	106.1	1:47.384 (1)	90.24		18:19:24.843	
7 -	26.852	115.1	52.072	100.0	29.699	104.8	1:48.623	89.21	1.239	18:21:13.466	
8 -	26.833	115.5	51.758	99.4	29.591	106.0	1:48.182	89.58	0.798	18:23:01.648	
9 -	26.559	114.3	51.854	100.3	29.657	106.0	1:48.070 (2)	89.67	0.686	18:24:49.718	
10 -	26.398	115.1	51.916	99.4	30.216	102.6	1:48.530	89.29	1.146	18:26:38.248	
11 -	27.441	115.9	51.848	100.4	29.801	105.5	1:49.090	88.83	1.706	18:28:27.338	

P10		31 AM		Paul LIVESEY			MDD Racing				
IDEAL LAP TIME : 1:47.566		BEST LAP TIME : 1:47.987			DIFFERENCE : 0.421						
LAP	SECTOR 1		SECTOR 2		SECTOR 3		LAP TIME	MPH	DIFF	TIME OF DAY	
1 -		115.1	53.775	100.1	30.049	107.0	1:54.879	84.36	6.892	18:10:25.373	
2 -	27.311	110.9	52.556	98.9	29.868	107.0	1:49.735	88.31	1.748	18:12:15.108	
3 -	26.603	114.5	52.237	101.0	29.491	107.0	1:48.331 (2)	89.46	0.344	18:14:03.439	
4 -	26.954	113.9	52.369	100.3	29.637	107.2	1:48.960	88.94	0.973	18:15:52.399	
5 -	27.289	106.6	52.811	100.6	29.659	107.0	1:49.759	88.29	1.772	18:17:42.158	
6 -	26.792	114.3	52.237	100.9	29.917	105.5	1:48.946	88.95	0.959	18:19:31.104	
7 -	26.693	114.5	52.111	100.6	29.863	106.3	1:48.667 (3)	89.18	0.680	18:21:19.771	
8 -	26.954	113.7	52.082	100.4	30.033	106.8	1:49.069	88.85	1.082	18:23:08.840	
9 -	26.510	114.3	52.239	99.8	30.004	106.3	1:48.753	89.11	0.766	18:24:57.593	
10 -	26.675	115.3	51.565	100.4	29.747	106.5	1:47.987 (1)	89.74		18:26:45.580	
11 -	26.569	114.7	52.393	100.6	30.179	106.8	1:49.141	88.79	1.154	18:28:34.721	

P11		66 AM		Shawn FLEMING			SF Racing				
IDEAL LAP TIME : 1:51.608		BEST LAP TIME : 1:51.852			DIFFERENCE : 0.244						
LAP	SECTOR 1		SECTOR 2		SECTOR 3		LAP TIME	MPH	DIFF	TIME OF DAY	
1 -		110.5	56.239	97.9	31.100	104.3	1:59.617	81.01	7.765	18:10:30.111	
2 -	28.078	112.7	55.305	97.6	31.065	104.5	1:54.448	84.67	2.596	18:12:24.559	
3 -	28.416	111.6	55.087	97.6	31.094	104.3	1:54.597	84.56	2.745	18:14:19.156	
4 -	27.913	112.4	55.244	97.6	31.348	104.2	1:54.505	84.63	2.653	18:16:13.661	
5 -	28.138	111.6	54.660	98.1	31.165	103.4	1:53.963	85.03	2.111	18:18:07.624	
6 -	28.270	112.5	54.391	97.9	30.829	103.4	1:53.490	85.39	1.638	18:20:01.114	
7 -	27.752	112.5	54.467	96.8	30.792	104.3	1:53.011	85.75	1.159	18:21:54.125	
8 -	27.323	113.5	54.078	98.8	30.451	105.1	1:51.852 (1)	86.64		18:23:45.977	
9 -	27.278	113.1	53.882	98.2	30.753	104.6	1:51.913 (2)	86.59	0.061	18:25:37.890	
10 -	27.275	113.5	54.249	96.9	30.894	104.6	1:52.418 (3)	86.20	0.566	18:27:30.308	
11 -	27.557	112.7	54.660	98.5	30.933	104.2	1:53.150	85.65	1.298	18:29:23.458	

2024 Protyre Motorsport Ginetta GT Championship

RACE 5 - ROUND 1 - BEST SECTORS

SECTOR 1			SECTOR 2			SECTOR 3			IDEAL / BEST COMPARISON						
POS	NO	NAME	TIME	NO	NAME	TIME	NO	NAME	TIME	POS	NO	NAME	IDEAL	BEST	DIFF
													PERFECT LAP	1:44.434	
1	27	MCKENNA	25.692	24	DOUGLASS	49.717	33	SHAW	29.025	1	27	MCKENNA	1:44.697	1:44.805	0.108
2	33	SHAW	25.806	27	MCKENNA	49.858	63	GARLICK	29.029	2	24	DOUGLASS	1:44.745	1:44.911	0.166
3	24	DOUGLASS	25.876	63	GARLICK	50.023	57	WHITE	29.120	3	63	GARLICK	1:45.009	1:45.980	0.971
4	71	GARLICK	25.906	71	GARLICK	50.265	27	MCKENNA	29.147	4	33	SHAW	1:45.109	1:45.203	0.094
5	63	GARLICK	25.957	33	SHAW	50.278	24	DOUGLASS	29.152	5	71	GARLICK	1:45.340	1:45.480	0.140
6	11	TOTH-JONES	26.015	57	WHITE	50.434	71	GARLICK	29.169	6	57	WHITE	1:45.652	1:45.920	0.268
7	57	WHITE	26.098	11	TOTH-JONES	50.612	31	LIVESEY	29.491	7	11	TOTH-JONES	1:46.169	1:46.580	0.411
8	19	GARNETT	26.344	3	TOWNSEND	51.129	3	TOWNSEND	29.518	8	3	TOWNSEND	1:47.045	1:47.384	0.339
9	3	TOWNSEND	26.398	19	GARNETT	51.350	11	TOTH-JONES	29.542	9	19	GARNETT	1:47.316	1:47.639	0.323
10	31	LIVESEY	26.510	31	LIVESEY	51.565	19	GARNETT	29.622	10	31	LIVESEY	1:47.566	1:47.987	0.421
11	66	FLEMING	27.275	66	FLEMING	53.882	66	FLEMING	30.451	11	66	FLEMING	1:51.608	1:51.852	0.244

2024 Protyre Motorsport Ginetta GT Championship

RACE 5 - ROUND 1 - BEST SPEEDS

POS	INTERMEDIATE 1			INTERMEDIATE 2			FINISH LINE		
	NO	NAME	MPH	NO	NAME	MPH	NO	NAME	MPH
1	63	GARLICK	116.7	27	MCKENNA	101.8	27	MCKENNA	108.2
2	27	MCKENNA	116.5	63	GARLICK	101.8	63	GARLICK	107.5
3	57	WHITE	115.9	31	LIVESEY	101.0	71	GARLICK	107.2
4	11	TOTH-JONES	115.9	33	SHAW	100.9	31	LIVESEY	107.2
5	3	TOWNSEND	115.9	71	GARLICK	100.9	33	SHAW	107.0
6	71	GARLICK	115.7	11	TOTH-JONES	100.9	57	WHITE	107.0
7	33	SHAW	115.3	57	WHITE	100.7	11	TOTH-JONES	106.1
8	19	GARNETT	115.3	3	TOWNSEND	100.6	3	TOWNSEND	106.1
9	31	LIVESEY	115.3	24	DOUGLASS	100.4	19	GARNETT	106.0
10	24	DOUGLASS	115.1	19	GARNETT	100.1	24	DOUGLASS	105.8
11	66	FLEMING	113.5	66	FLEMING	98.8	66	FLEMING	105.1

2024 Protyre Motorsport Ginetta GT Championship

RACE 5 - ROUND 1 - STATISTICS

Competitors Started 11
Planned Start 2024-03-30 @ 17:40:00.000
Actual Start 2024-03-30 @ 18:08:30.493
Finish Time 2024-03-30 @ 18:27:53.014
Track Length 2.6920mi.
Total Laps 121
Total Distance Covered 325.7354mi.

Session Fastest Lap History

NO	CL	NAME	LAP TIME	TIME OF DAY	LAP	VEHICLE
24	PRO	Mckenzie DOUGLASS	1:45.783	18:12:04.648	2	Fox Motorsport
27	PRO	Scott MCKENNA	1:45.684	18:12:04.915	2	MDD Racing
24	PRO	Mckenzie DOUGLASS	1:45.021	18:13:49.670	3	Fox Motorsport
24	PRO	Mckenzie DOUGLASS	1:45.004	18:17:19.801	5	Fox Motorsport
27	PRO	Scott MCKENNA	1:44.805	18:17:20.188	5	MDD Racing

Session Leader History

NO	CL	NAME	FROM LAP	LAPS LED	DISTANCE	VEHICLE
24	PRO	Mckenzie DOUGLASS	1	8	21.53 miles	Fox Motorsport
27	PRO	Scott MCKENNA	9	3	8.07 miles	MDD Racing

Flag History

TYPE	TIME OF DAY
GREEN	18:08:30.493
FINISH	18:27:53.014

Flag Statistics

TYPE	COUNT	TOTAL LAPS	TOTAL TIME
Green	1	11	23:05.148
Red	0	0	0.000
Safety Car	0	0	0.000
FCY	0	0	0.000

2024 Protyre Motorsport Ginetta GT Championship

RACE 5 - ROUND 1 - STATISTICS

CLASS : AM

6 Starters

Fastest Lap History

NO	NAME	LAP TIME	TIME OF DAY	LAP	VEHICLE
33	Matt SHAW	1:46.394	18:12:07.400	2	Raceway Motorsport
33	Matt SHAW	1:45.203	18:13:52.602	3	Raceway Motorsport

Leader History

NO	NAME	FROM LAP	LAPS LED	DISTANCE	VEHICLE
33	Matt SHAW	1	11	29.61 miles	Raceway Motorsport

2024 Protyre Motorsport Ginetta GT Championship

RACE 5 - ROUND 1 - STATISTICS

CLASS : PRO

5 Starters

Fastest Lap History

NO	NAME	LAP TIME	TIME OF DAY	LAP	VEHICLE
24	Mckenzie DOUGLASS	1:45.783	18:12:04.648	2	Fox Motorsport
27	Scott MCKENNA	1:45.684	18:12:04.915	2	MDD Racing
24	Mckenzie DOUGLASS	1:45.021	18:13:49.670	3	Fox Motorsport
24	Mckenzie DOUGLASS	1:45.004	18:17:19.801	5	Fox Motorsport
27	Scott MCKENNA	1:44.805	18:17:20.188	5	MDD Racing

Leader History

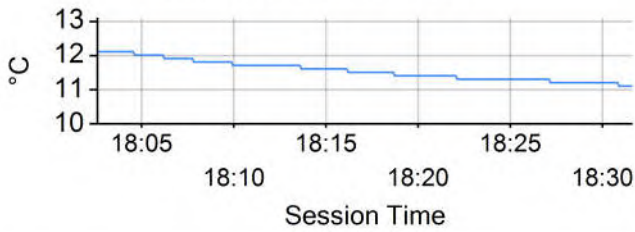
NO	NAME	FROM LAP	LAPS LED	DISTANCE	VEHICLE
24	Mckenzie DOUGLASS	1	8	21.53 miles	Fox Motorsport
27	Scott MCKENNA	9	3	8.07 miles	MDD Racing

2024 Protyre Motorsport Ginetta GT Championship

RACE 5 - ROUND 1 - WEATHER CONDITIONS

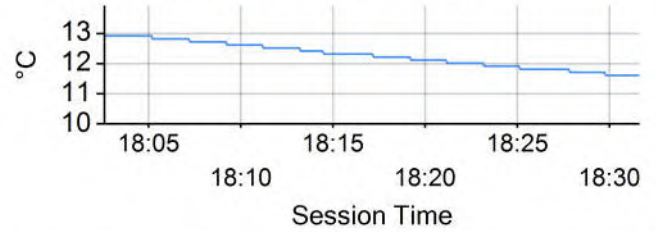
Air Temperature

Min: 11.1°C Max: 12.1°C



Track Temperature

Min: 11.6°C Max: 12.9°C



Humidity

Min: 54% Max: 57%



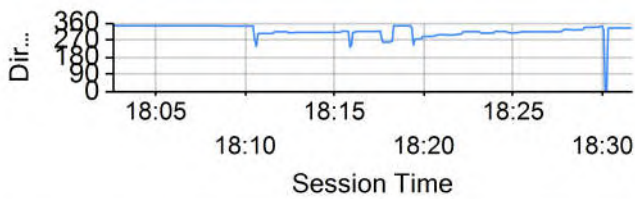
Daily Rainfall

Min: 0mm Max: 0mm



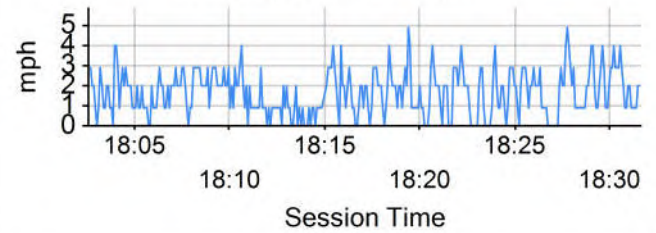
Wind Direction

North = 0/360, East = 90, South = 180, West = 270



Wind Speed

Min: 0mph Max: 4.9mph



2024 Protyre Motorsport Ginetta GT Championship

RACE 11 - ROUND 2 - CLASSIFICATION

Race Distance: 9 Laps / 24.22 miles

POS	NO	CL	PIC	NAME	NAT	ENTRY	LAPS	TIME	GAP	DIFF	MPH	BEST	ON	GRD	↑↓
1	27	PRO	1	Scott MCKENNA	GBR	MDD Racing	9	20:23.561			71.28	1:55.874	9	1	0
2	24	PRO	2	Mckenzie DOUGLASS	GBR	Fox Motorsport	9	20:37.045	13.484	13.484	70.50	1:55.987	9	2	0
3	63	PRO	3	Conner GARLICK	GBR	Xentek Motorsport	9	20:43.732	20.171	6.687	70.12	1:56.493	8	5	2
4	71	PRO	4	Luke GARLICK	GBR	Xentek Motorsport	9	20:43.767	20.206	0.035	70.12	1:57.031	8	4	0
5	11	PRO	5	Alex TOTH-JONES	GBR	Breakell Racing	9	20:53.230	29.669	9.463	69.59	1:57.904	8	7	2
6	57	AM	1	Nick WHITE	GBR	Raceway Motorsport	9	21:00.075	36.514	6.845	69.21	1:57.671	9	6	0
7	19	AM	2	Carl GARNETT	GBR	Breakell Racing	9	21:02.552	38.991	2.477	69.08	1:58.119	6	9	2
8	3	AM	3	James TOWNSEND	GBR	W2R	9	21:13.141	49.580	10.589	68.50	1:59.880	6	8	0
9	31	AM	4	Paul LIVESEY	GBR	MDD Racing	9	21:17.168	53.607	4.027	68.29	1:59.245	8	10	1

NOT CLASSIFIED

DNF	66	AM		Shawn FLEMING	GBR	SF Racing	5	14:22.082	4 Laps	4 Laps	56.20	2:12.551	4	11	
DNF	33	AM		Matt SHAW	GBR	Raceway Motorsport	0							3	

FASTEST LAP

27	PRO			Scott MCKENNA	GBR	MDD Racing	9	1:55.874			83.63 mph			134.59 kph	
57	AM			Nick WHITE	GBR	Raceway Motorsport	9	1:57.671			82.35 mph			132.54 kph	

Weather / Track : Rain / Wet

These results are provisional until the conclusion of any judicial and technical matters.

Date: 01/04/2024 Start: 12:39 Finish: 12:59

Oulton Park International: 2.6920 miles

Clerk Of Course: Paul Levitt

Stewards:

Timekeeper: Gethin Rees



Results can be found at www.tsl-timing.com

Printed - 13:03 Monday, 01 April 2024

2024 Protyre Motorsport Ginetta GT Championship

RACE 11 - ROUND 2 - LAP CHART

LAP 1 @ 12:44:13.919			LAP 2 @ 12:46:10.909			LAP 3 @ 12:48:07.577			LAP 4 @ 12:50:03.775			LAP 5 @ 12:51:59.775		
NO	BEHIND	LAP TIME	NO	BEHIND	LAP TIME	NO	BEHIND	LAP TIME	NO	BEHIND	LAP TIME	NO	BEHIND	LAP TIME
27		4:53.866	27		1:56.990	27		1:56.668	27		1:56.198	27		1:56.000
71	2.858	4:56.724	71	4.946	1:59.078	71	6.297	1:58.019	71	9.282	1:59.183	71	12.283	1:59.001
24	3.778	4:57.644	24	5.500	1:58.712	24	6.935	1:58.103	24	9.455	1:58.718	24	12.435	1:58.980
63	4.687	4:58.553	63	6.130	1:58.433	63	7.303	1:57.841	63	9.650	1:58.545	63	12.649	1:58.999
11	5.461	4:59.327	11	9.429	2:00.958	11	12.545	1:59.784	11	15.541	1:59.194	11	18.153	1:58.612
3	9.737	5:03.603	3	15.368	2:02.621	3	20.814	2:02.114	19	25.369	2:00.607	19	28.425	1:59.056
19	10.071	5:03.937	19	15.803	2:02.722	19	20.960	2:01.825	57	26.709	2:01.578	57	28.800	1:58.091
57	10.523	5:04.389	57	16.444	2:02.911	57	21.329	2:01.553	3	27.638	2:03.022	3	33.270	2:01.632
31	12.580	5:06.446	31	18.846	2:03.256	31	24.180	2:02.002	31	29.109	2:01.127	31	34.358	2:01.249
66	21.387	5:15.253	66	40.584	2:16.187	66	1:00.231	2:16.315	66	1:16.584	2:12.551	66	1:42.360	2:21.776 P

2024 Protyre Motorsport Ginetta GT Championship

RACE 11 - ROUND 2 - LAP CHART

LAP 6 @ 12:53:55.900			LAP 7 @ 12:55:51.799			LAP 8 @ 12:57:47.740			LAP 9 @ 12:59:43.614		
NO	BEHIND	LAP TIME	NO	BEHIND	LAP TIME	NO	BEHIND	LAP TIME	NO	BEHIND	LAP TIME
27		1:56.125	27		1:55.899	27		1:55.941	27		1:55.874
24	12.775	1:56.465	24	13.173	1:56.297	24	13.371	1:56.139	24	13.484	1:55.987
71	15.164	1:59.006	71	17.040	1:57.775	71	18.130	1:57.031	63	20.171	1:57.577
63	15.397	1:58.873	63	17.916	1:58.418	63	18.468	1:56.493	71	20.206	1:57.950
11	20.265	1:58.237	11	22.449	1:58.083	11	24.412	1:57.904	11	29.669	2:01.131
19	30.419	1:58.119	57	32.882	1:58.032	57	34.717	1:57.776	57	36.514	1:57.671
57	30.749	1:58.074	19	33.176	1:58.656	19	36.245	1:59.010	19	38.991	1:58.620
3	37.025	1:59.880	3	41.120	1:59.994	3	45.090	1:59.911	3	49.580	2:00.364
31	38.300	2:00.067	31	43.051	2:00.650	31	46.355	1:59.245	31	53.607	2:03.126

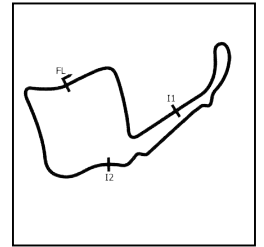
2024 Protyre Motorsport Ginetta GT Championship

RACE 11 - ROUND 2 - POSITION CHART WITH INTERMEDIATES

No	Name	Lap																														
		Pos	L0 - Int1-M	L0 - Int2-M	L1 - Finish	L1 - Int1-M	L1 - Int2-M	L2 - Finish	L2 - Int1-M	L2 - Int2-M	L3 - Finish	L3 - Int1-M	L3 - Int2-M	L4 - Finish	L4 - Int1-M	L4 - Int2-M	L5 - Finish	L5 - Int1-M	L5 - Int2-M	L6 - Finish	L6 - Int1-M	L6 - Int2-M	L7 - Finish	L7 - Int1-M	L7 - Int2-M	L8 - Finish	L8 - Int1-M	L8 - Int2-M	L9 - Finish			
27	MCKENNA	1	27	27	27	27	27	27	27	27	27	27	27	27	27	27	27	27	27	27	27	27	27	27	27	27	27	27	27	27	27	
24	DOUGLASS	2	71	71	71	71	71	71	71	71	71	71	71	71	71	71	71	24	24	24	24	24	24	24	24	24	24	24	24	24	24	
33	SHAW	3	24	24	24	24	24	24	24	24	24	24	24	24	24	24	24	71	71	71	71	71	71	71	71	71	71	71	71	71	71	63
71	GARLICK	4	63	63	63	63	63	63	63	63	63	63	63	63	63	63	63	63	63	63	63	63	63	63	63	63	63	63	63	63	71	
63	GARLICK	5	11	11	11	11	11	11	11	11	11	11	11	11	11	11	11	11	11	11	11	11	11	11	11	11	11	11	11	11	11	
57	WHITE	6	3	3	3	3	3	3	3	3	3	3	19	19	19	19	19	19	19	19	19	19	19	19	19	19	19	19	19	19	57	
11	TOTH-JONES	7	19	19	19	19	19	19	19	19	19	3	3	57	57	57	57	57	57	57	57	57	57	57	57	57	57	57	57	57	19	
3	TOWNSEND	8	57	57	57	57	57	57	57	57	57	57	57	57	57	57	3	3	3	3	3	3	3	3	3	3	3	3	3	3	3	
19	GARNETT	9	31	31	31	31	31	31	31	31	31	31	31	31	31	31	31	31	31	31	31	31	31	31	31	31	31	31	31	31	31	
31	LIVESEY	10	66	66	66	66	66	66	66	66	66	66	66	66	66	66	66	66	66	66	66	66	66	66	66	66	66	66	66	66	66	
66	FLEMING	11																														

2024 Protyre Motorsport Ginetta GT Championship

RACE 11 - ROUND 2 - SECTOR ANALYSIS



SECTOR 1 = FL to I1, SECTOR 2 = I1 to I2, SECTOR 3 = I2 to FL, DIFF = Difference To Personal Best Lap, P = Crossed Finish Line in Pit Lane, D = Time Disallowed

P1 27 PRO Scott MCKENNA		MDD Racing								
IDEAL LAP TIME : 1:55.718		BEST LAP TIME : 1:55.874		DIFFERENCE : 0.156						
LAP	SECTOR 1	SECTOR 2	SECTOR 3	LAP TIME	MPH	DIFF	TIME OF DAY			
1 -		111.4	55.965	95.7	32.921	104.2	4:53.866	32.97	2:57.992	12:44:13.919
2 -	28.840	111.8	55.680	95.7	32.470	104.0	1:56.990	82.83	1.116	12:46:10.909
3 -	28.635	112.0	55.680	96.1	32.353	104.6	1:56.668	83.06	0.794	12:48:07.577
4 -	28.567	112.4	55.481	96.1	32.150	103.8	1:56.198	83.40	0.324	12:50:03.775
5 -	28.377	112.4	55.509	95.8	32.114	104.5	1:56.000	83.54	0.126	12:51:59.775
6 -	28.520	112.4	55.480	95.8	32.125	104.0	1:56.125	83.45	0.251	12:53:55.900
7 -	28.470	112.2	55.347	96.4	32.082	104.5	1:55.899 (2)	83.61	0.025	12:55:51.799
8 -	28.444	112.2	55.457	95.7	32.040	104.5	1:55.941 (3)	83.58	0.067	12:57:47.740
9 -	28.331	112.5	55.385	96.1	32.158	101.9	1:55.874 (1)	83.63		12:59:43.614

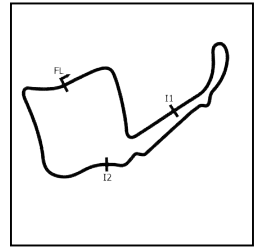
P2 24 PRO Mckenzie DOUGLASS		Fox Motorsport								
IDEAL LAP TIME : 1:55.811		BEST LAP TIME : 1:55.987		DIFFERENCE : 0.176						
LAP	SECTOR 1	SECTOR 2	SECTOR 3	LAP TIME	MPH	DIFF	TIME OF DAY			
1 -		110.9	57.775	94.6	33.344	103.0	4:57.644	32.56	3:01.657	12:44:17.697
2 -	29.099	110.9	56.941	95.4	32.672	103.5	1:58.712	81.63	2.725	12:46:16.409
3 -	29.325	110.5	56.399	95.1	32.379	103.2	1:58.103	82.05	2.116	12:48:14.512
4 -	29.042	111.1	56.797	95.8	32.879	103.5	1:58.718	81.63	2.731	12:50:13.230
5 -	28.967	111.6	57.428	95.0	32.585	101.8	1:58.980	81.45	2.993	12:52:12.210
6 -	28.773	111.2	55.441	95.5	32.251	103.2	1:56.465	83.21	0.478	12:54:08.675
7 -	28.408	111.8	55.630	95.3	32.259	103.7	1:56.297 (3)	83.33	0.310	12:56:04.972
8 -	28.326	111.8	55.511	95.4	32.302	102.9	1:56.139 (2)	83.44	0.152	12:58:01.111
9 -	28.153	111.8	55.617	95.4	32.217	102.9	1:55.987 (1)	83.55		12:59:57.098

P3 63 PRO Conner GARLICK		Kentek Motorsport								
IDEAL LAP TIME : 1:56.493		BEST LAP TIME : 1:56.493		DIFFERENCE : 0.000						
LAP	SECTOR 1	SECTOR 2	SECTOR 3	LAP TIME	MPH	DIFF	TIME OF DAY			
1 -		110.5	57.649	96.1	33.858	99.1	4:58.553	32.46	3:02.060	12:44:18.606
2 -	29.436	110.7	56.450	96.8	32.547	103.8	1:58.433	81.82	1.940	12:46:17.039
3 -	28.856	112.4	56.651	96.1	32.334	103.0	1:57.841 (3)	82.24	1.348	12:48:14.880
4 -	28.958	112.0	56.782	96.4	32.805	104.2	1:58.545	81.75	2.052	12:50:13.425
5 -	29.112	111.6	57.427	95.5	32.460	102.9	1:58.999	81.44	2.506	12:52:12.424
6 -	29.556	110.1	56.919	96.5	32.398	103.5	1:58.873	81.52	2.380	12:54:11.297
7 -	29.451	109.1	56.640	89.4	32.327	103.2	1:58.418	81.83	1.925	12:56:09.715
8 -	28.557	111.1	55.773	96.5	32.163	103.0	1:56.493 (1)	83.19		12:58:06.208
9 -	28.776	112.0	56.144	96.9	32.657	102.1	1:57.577 (2)	82.42	1.084	13:00:03.785

P4 71 PRO Luke GARLICK		Kentek Motorsport								
IDEAL LAP TIME : 1:56.929		BEST LAP TIME : 1:57.031		DIFFERENCE : 0.102						
LAP	SECTOR 1	SECTOR 2	SECTOR 3	LAP TIME	MPH	DIFF	TIME OF DAY			
1 -		110.3	57.661	95.1	32.838	103.2	4:56.724	32.66	2:59.693	12:44:16.777
2 -	29.409	111.1	56.918	95.7	32.751	102.6	1:59.078	81.38	2.047	12:46:15.855
3 -	29.273	110.9	56.349	95.8	32.397	103.0	1:58.019	82.11	0.988	12:48:13.874
4 -	29.317	111.1	56.915	95.7	32.951	103.2	1:59.183	81.31	2.152	12:50:13.057
5 -	29.016	111.1	57.238	96.1	32.747	102.1	1:59.001	81.43	1.970	12:52:12.058
6 -	29.788	111.1	56.709	96.1	32.509	103.8	1:59.006	81.43	1.975	12:54:11.064
7 -	29.259	111.2	56.240	96.1	32.276	104.0	1:57.775 (2)	82.28	0.744	12:56:08.839
8 -	28.839	111.6	55.940	96.1	32.252	103.8	1:57.031 (1)	82.80		12:58:05.870
9 -	28.737	111.6	56.341	96.0	32.872	102.4	1:57.950 (3)	82.16	0.919	13:00:03.820

2024 Protyre Motorsport Ginetta GT Championship

RACE 11 - ROUND 2 - SECTOR ANALYSIS



SECTOR 1 = FL to I1, SECTOR 2 = I1 to I2, SECTOR 3 = I2 to FL, DIFF = Difference To Personal Best Lap, P = Crossed Finish Line in Pit Lane, D = Time Disallowed

P5		11 PRO		Alex TOTH-JONES		Breakell Racing				
IDEAL LAP TIME : 1:57.669		BEST LAP TIME : 1:57.904		DIFFERENCE : 0.235						
LAP	SECTOR 1	SECTOR 2	SECTOR 3	LAP TIME	MPH	DIFF	TIME OF DAY			
1 -		110.3	58.315	94.6	33.290	103.2	4:59.327	32.37	3:01.423	12:44:19.380
2 -	30.031	111.2	57.845	95.1	33.082	103.0	2:00.958	80.12	3.054	12:46:20.338
3 -	29.659	110.7	57.360	95.4	32.765	103.5	1:59.784	80.90	1.880	12:48:20.122
4 -	29.613	111.2	56.668	95.4	32.913	103.2	1:59.194	81.30	1.290	12:50:19.316
5 -	29.229	111.4	56.708	95.5	32.675	102.7	1:58.612	81.70	0.708	12:52:17.928
6 -	29.185	111.6	56.145	95.7	32.907	102.7	1:58.237 (3)	81.96	0.333	12:54:16.165
7 -	28.971	111.6	56.272	95.8	32.840	103.4	1:58.083 (2)	82.07	0.179	12:56:14.248
8 -	28.849	111.8	56.313	95.1	32.742	103.0	1:57.904 (1)	82.19		12:58:12.152
9 -	29.036	111.2	56.746	93.4	35.349	81.9	2:01.131	80.00	3.227	13:00:13.283

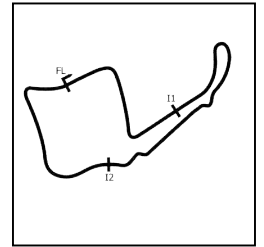
P6		57 AM		Nick WHITE		Raceway Motorsport				
IDEAL LAP TIME : 1:57.455		BEST LAP TIME : 1:57.671		DIFFERENCE : 0.216						
LAP	SECTOR 1	SECTOR 2	SECTOR 3	LAP TIME	MPH	DIFF	TIME OF DAY			
1 -		108.2	1:00.287	95.0	33.754	101.6	5:04.389	31.83	3:06.718	12:44:24.442
2 -	30.038	110.9	59.027	95.1	33.846	102.4	2:02.911	78.84	5.240	12:46:27.353
3 -	29.893	110.5	58.312	95.1	33.348	102.9	2:01.553	79.72	3.882	12:48:28.906
4 -	29.945	110.7	58.832	94.1	32.801	103.2	2:01.578	79.71	3.907	12:50:30.484
5 -	28.632	111.6	56.648	95.8	32.811	101.9	1:58.091	82.06	0.420	12:52:28.575
6 -	29.035	111.2	56.445	96.2	32.594	102.7	1:58.074	82.07	0.403	12:54:26.649
7 -	28.983	111.6	56.250	95.8	32.799	102.4	1:58.032 (3)	82.10	0.361	12:56:24.681
8 -	28.859	111.6	56.344	95.8	32.573	103.0	1:57.776 (2)	82.28	0.105	12:58:22.457
9 -	28.805	111.2	56.293	95.1	32.573	103.7	1:57.671 (1)	82.35		13:00:20.128

P7		19 AM		Carl GARNETT		Breakell Racing				
IDEAL LAP TIME : 1:57.912		BEST LAP TIME : 1:58.119		DIFFERENCE : 0.207						
LAP	SECTOR 1	SECTOR 2	SECTOR 3	LAP TIME	MPH	DIFF	TIME OF DAY			
1 -		107.5	1:00.287	93.9	33.782	101.9	5:03.937	31.88	3:05.818	12:44:23.990
2 -	30.178	110.0	59.051	94.7	33.493	102.2	2:02.722	78.96	4.603	12:46:26.712
3 -	30.018	110.1	58.539	95.0	33.268	101.8	2:01.825	79.55	3.706	12:48:28.537
4 -	29.545	110.3	58.088	94.3	32.974	101.9	2:00.607	80.35	2.488	12:50:29.144
5 -	29.210	110.0	57.112	95.1	32.734	102.2	1:59.056	81.40	0.937	12:52:28.200
6 -	28.805	111.1	56.550	94.9	32.764	102.1	1:58.119 (1)	82.04		12:54:26.319
7 -	28.802	111.4	56.492	95.4	33.362	102.1	1:58.656 (3)	81.67	0.537	12:56:24.975
8 -	29.128	111.1	57.150	95.4	32.732	102.7	1:59.010	81.43	0.891	12:58:23.985
9 -	28.906	111.4	57.096	95.0	32.618	102.7	1:58.620 (2)	81.70	0.501	13:00:22.605

P8		3 AM		James TOWNSEND		W2R				
IDEAL LAP TIME : 1:59.590		BEST LAP TIME : 1:59.880		DIFFERENCE : 0.290						
LAP	SECTOR 1	SECTOR 2	SECTOR 3	LAP TIME	MPH	DIFF	TIME OF DAY			
1 -		108.2	1:00.177	90.8	33.831	101.2	5:03.603	31.92	3:03.723	12:44:23.656
2 -	30.001	110.7	58.743	93.7	33.877	101.5	2:02.621	79.03	2.741	12:46:26.277
3 -	30.166	110.1	58.351	93.8	33.597	101.6	2:02.114	79.36	2.234	12:48:28.391
4 -	30.196	110.7	59.070	93.0	33.756	102.9	2:03.022	78.77	3.142	12:50:31.413
5 -	30.086	110.0	58.142	96.2	33.404	102.2	2:01.632	79.67	1.752	12:52:33.045
6 -	29.437	111.1	57.355	95.3	33.088	102.6	1:59.880 (1)	80.84		12:54:32.925
7 -	29.649	111.2	57.429	94.5	32.916	102.2	1:59.994 (3)	80.76	0.114	12:56:32.919
8 -	29.681	110.1	57.237	94.5	32.993	101.3	1:59.911 (2)	80.82	0.031	12:58:32.830
9 -	29.491	110.5	57.732	94.9	33.141	101.3	2:00.364	80.51	0.484	13:00:33.194

2024 Protyre Motorsport Ginetta GT Championship

RACE 11 - ROUND 2 - SECTOR ANALYSIS



SECTOR 1 = FL to I1, SECTOR 2 = I1 to I2, SECTOR 3 = I2 to FL, DIFF = Difference To Personal Best Lap, P = Crossed Finish Line in Pit Lane, D = Time Disallowed

P9 31 AM Paul LIVESEY		MDD Racing										
IDEAL LAP TIME : 1:58.579		BEST LAP TIME : 1:59.245			DIFFERENCE : 0.666							
LAP	SECTOR 1	SECTOR 2	SECTOR 3	LAP TIME	MPH	DIFF	TIME OF DAY					
1 -		105.6	1:00.867	95.3	34.794	103.0	5:06.446	31.62	3:07.201	12:44:26.499		
2 -	31.011	111.1	58.539	95.5	33.706	104.2	2:03.256	78.62	4.011	12:46:29.755		
3 -	30.258	112.0	58.255	96.0	33.489	104.2	2:02.002	79.43	2.757	12:48:31.757		
4 -	29.658	111.8	57.782	95.4	33.687	102.6	2:01.127	80.00	1.882	12:50:32.884		
5 -	29.889	112.0	57.382	95.7	33.978	103.8	2:01.249	79.92	2.004	12:52:34.133		
6 -	29.643	111.8	57.532	96.0	32.892	104.8	2:00.067 (2)	80.71	0.822	12:54:34.200		
7 -	29.821	110.3	57.819	95.1	33.010	104.6	2:00.650 (3)	80.32	1.405	12:56:34.850		
8 -	29.182	111.8	56.820	96.6	33.243	103.8	1:59.245 (1)	81.27		12:58:34.095		
9 -	29.841	112.2	1:00.708	95.8	32.577	104.5	2:03.126	78.71	3.881	13:00:37.221		

P10 66 AM Shawn FLEMING		SF Racing										
IDEAL LAP TIME : 2:12.156		BEST LAP TIME : 2:12.551			DIFFERENCE : 0.395							
LAP	SECTOR 1	SECTOR 2	SECTOR 3	LAP TIME	MPH	DIFF	TIME OF DAY					
1 -		99.4	1:05.370	90.4	36.402	93.3	5:15.253	30.74	3:02.702	12:44:35.306		
2 -	33.732	97.6	1:06.332	91.6	36.123	92.4	2:16.187 (2)	71.16	3.636	12:46:51.493		
3 -	34.834	102.6	1:05.369	91.8	36.112	93.0	2:16.315 (3)	71.09	3.764	12:49:07.808		
4 -	32.052	105.5	1:04.828	92.1	35.671	94.3	2:12.551 (1)	73.11		12:51:20.359		
5 -	31.657	103.2	1:05.299	90.4	IN PIT		2:21.776 P	68.35	9.225	12:53:42.135		

2024 Protyre Motorsport Ginetta GT Championship

RACE 11 - ROUND 2 - BEST SECTORS

SECTOR 1			SECTOR 2			SECTOR 3			IDEAL / BEST COMPARISON						
POS	NO	NAME	TIME	NO	NAME	TIME	NO	NAME	TIME	POS	NO	NAME	IDEAL	BEST	DIFF
													PERFECT LAP	1:55.540	
1	24	DOUGLASS	28.153	27	MCKENNA	55.347	27	MCKENNA	32.040	1	27	MCKENNA	1:55.718	1:55.874	0.156
2	27	MCKENNA	28.331	24	DOUGLASS	55.441	63	GARLICK	32.163	2	24	DOUGLASS	1:55.811	1:55.987	0.176
3	63	GARLICK	28.557	63	GARLICK	55.773	24	DOUGLASS	32.217	3	63	GARLICK	1:56.493	1:56.493	0.000
4	57	WHITE	28.632	71	GARLICK	55.940	71	GARLICK	32.252	4	71	GARLICK	1:56.929	1:57.031	0.102
5	71	GARLICK	28.737	11	TOTH-JONES	56.145	57	WHITE	32.573	5	57	WHITE	1:57.455	1:57.671	0.216
6	19	GARNETT	28.802	57	WHITE	56.250	31	LIVESEY	32.577	6	11	TOTH-JONES	1:57.669	1:57.904	0.235
7	11	TOTH-JONES	28.849	19	GARNETT	56.492	19	GARNETT	32.618	7	19	GARNETT	1:57.912	1:58.119	0.207
8	31	LIVESEY	29.182	31	LIVESEY	56.820	11	TOTH-JONES	32.675	8	31	LIVESEY	1:58.579	1:59.245	0.666
9	3	TOWNSEND	29.437	3	TOWNSEND	57.237	3	TOWNSEND	32.916	9	3	TOWNSEND	1:59.590	1:59.880	0.290
10	66	FLEMING	31.657	66	FLEMING	1:04.828	66	FLEMING	35.671	10	66	FLEMING	2:12.156	2:12.551	0.395
11															

2024 Protyre Motorsport Ginetta GT Championship

RACE 11 - ROUND 2 - BEST SPEEDS

POS	INTERMEDIATE 1			INTERMEDIATE 2			FINISH LINE		
	NO	NAME	MPH	NO	NAME	MPH	NO	NAME	MPH
1	27	MCKENNA	112.5	63	GARLICK	96.9	31	LIVESEY	104.8
2	63	GARLICK	112.4	31	LIVESEY	96.6	27	MCKENNA	104.6
3	31	LIVESEY	112.2	27	MCKENNA	96.4	63	GARLICK	104.2
4	24	DOUGLASS	111.8	57	WHITE	96.2	71	GARLICK	104.0
5	11	TOTH-JONES	111.8	3	TOWNSEND	96.2	24	DOUGLASS	103.7
6	71	GARLICK	111.6	71	GARLICK	96.1	57	WHITE	103.7
7	57	WHITE	111.6	24	DOUGLASS	95.8	11	TOTH-JONES	103.5
8	19	GARNETT	111.4	11	TOTH-JONES	95.8	3	TOWNSEND	102.9
9	3	TOWNSEND	111.2	19	GARNETT	95.4	19	GARNETT	102.7
10	66	FLEMING	105.5	66	FLEMING	92.1	66	FLEMING	94.3
11									

2024 Protyre Motorsport Ginetta GT Championship

RACE 11 - ROUND 2 - STATISTICS

Competitors Started	11
Planned Start	2024-04-01 @ 12:35:00.000
Actual Start	2024-04-01 @ 12:39:20.052
Finish Time	2024-04-01 @ 12:59:43.016
Track Length	2.6920mi.
Total Laps	86
Total Distance Covered	231.5144mi.

Session Fastest Lap History

NO	CL	NAME	LAP TIME	TIME OF DAY	LAP	VEHICLE
27	PRO	Scott MCKENNA	1:56.990	12:46:10.932	2	MDD Racing
27	PRO	Scott MCKENNA	1:56.668	12:48:07.599	3	MDD Racing
27	PRO	Scott MCKENNA	1:56.198	12:50:03.798	4	MDD Racing
27	PRO	Scott MCKENNA	1:56.000	12:51:59.797	5	MDD Racing
27	PRO	Scott MCKENNA	1:55.899	12:55:51.821	7	MDD Racing
27	PRO	Scott MCKENNA	1:55.874	12:59:43.639	9	MDD Racing

Session Leader History

NO	CL	NAME	FROM LAP	LAPS LED	DISTANCE	VEHICLE
27	PRO	Scott MCKENNA	1	9	24.22 miles	MDD Racing

Flag History

TYPE	TIME OF DAY
GREEN	12:39:20.052
FINISH	12:59:43.016

Flag Statistics

TYPE	COUNT	TOTAL LAPS	TOTAL TIME
Green	1	9	23:46.337
Red	0	0	0.000
Safety Car	0	0	0.000
FCY	0	0	0.000

2024 Protyre Motorsport Ginetta GT Championship

RACE 11 - ROUND 2 - STATISTICS

CLASS : AM

6 Starters

Fastest Lap History

NO	NAME	LAP TIME	TIME OF DAY	LAP	VEHICLE
3	James TOWNSEND	2:02.621	12:46:26.307	2	W2R
3	James TOWNSEND	2:02.114	12:48:28.421	3	W2R
19	Carl GARNETT	2:01.825	12:48:28.537	3	Breakell Racing
57	Nick WHITE	2:01.553	12:48:28.929	3	Raceway Motorsport
19	Carl GARNETT	2:00.607	12:50:29.172	4	Breakell Racing
19	Carl GARNETT	1:59.056	12:52:28.227	5	Breakell Racing
57	Nick WHITE	1:58.091	12:52:28.599	5	Raceway Motorsport
57	Nick WHITE	1:58.074	12:54:26.673	6	Raceway Motorsport
57	Nick WHITE	1:58.032	12:56:24.705	7	Raceway Motorsport
57	Nick WHITE	1:57.776	12:58:22.481	8	Raceway Motorsport
57	Nick WHITE	1:57.671	13:00:20.151	9	Raceway Motorsport

Leader History

NO	NAME	FROM LAP	LAPS LED	DISTANCE	VEHICLE
3	James TOWNSEND	1	3	8.07 miles	W2R
19	Carl GARNETT	4	3	8.07 miles	Breakell Racing
57	Nick WHITE	7	3	8.07 miles	Raceway Motorsport

2024 Protyre Motorsport Ginetta GT Championship

RACE 11 - ROUND 2 - STATISTICS

CLASS : PRO

5 Starters

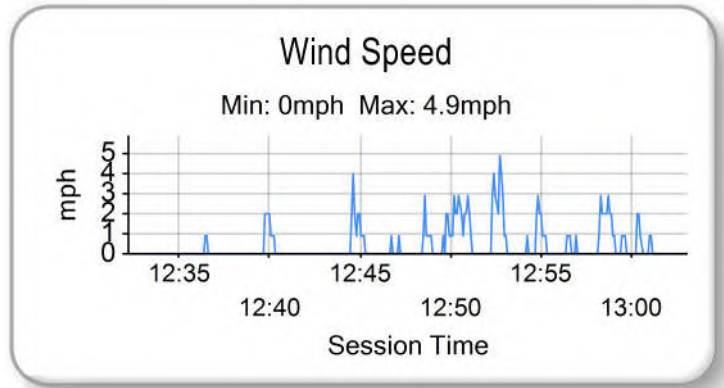
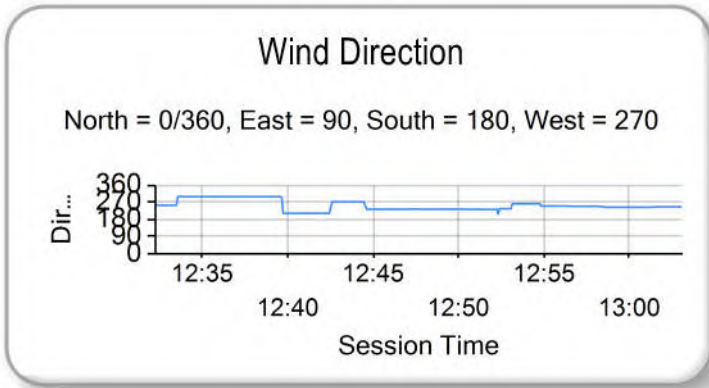
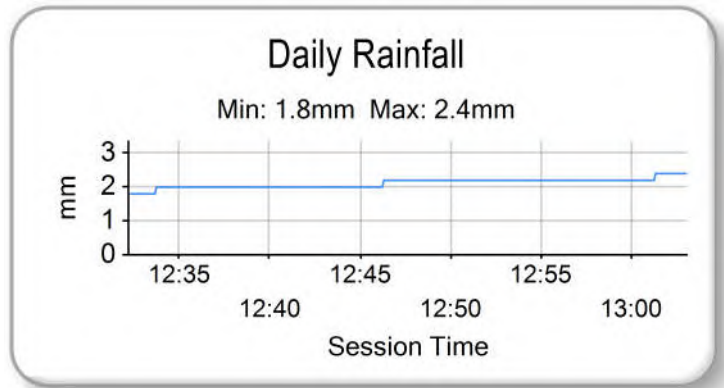
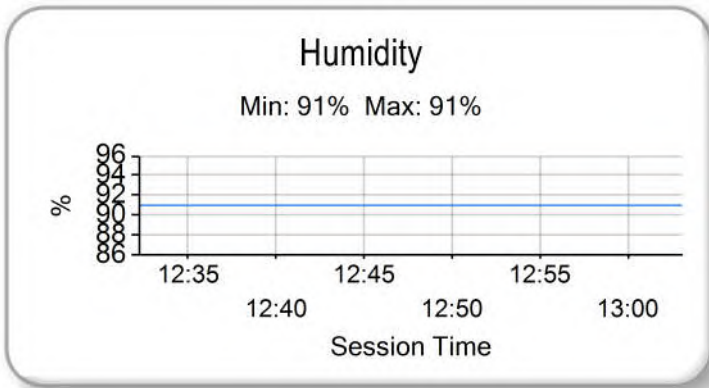
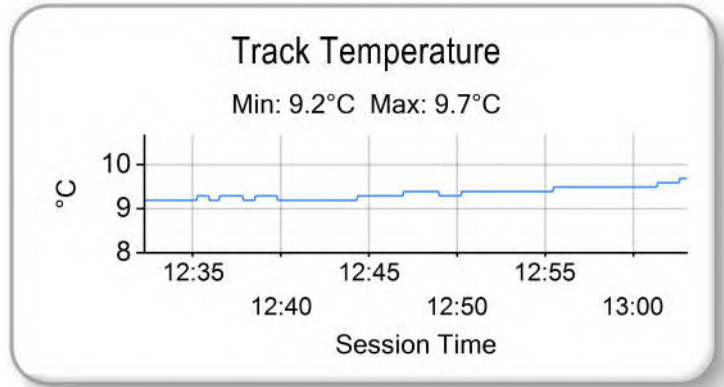
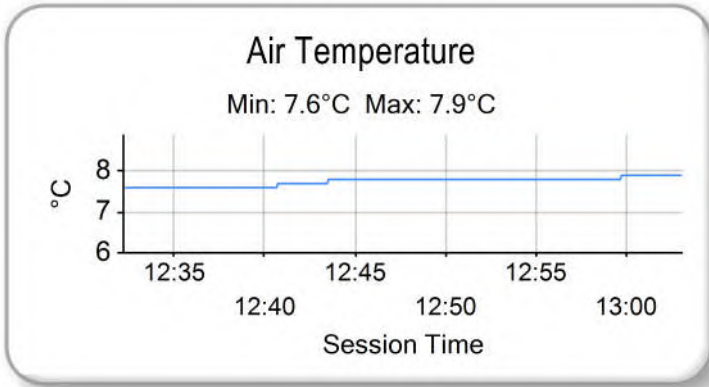
Fastest Lap History

NO	NAME	LAP TIME	TIME OF DAY	LAP	VEHICLE
27	Scott MCKENNA	1:56.990	12:46:10.932	2	MDD Racing
27	Scott MCKENNA	1:56.668	12:48:07.599	3	MDD Racing
27	Scott MCKENNA	1:56.198	12:50:03.798	4	MDD Racing
27	Scott MCKENNA	1:56.000	12:51:59.797	5	MDD Racing
27	Scott MCKENNA	1:55.899	12:55:51.821	7	MDD Racing
27	Scott MCKENNA	1:55.874	12:59:43.639	9	MDD Racing

Leader History

NO	NAME	FROM LAP	LAPS LED	DISTANCE	VEHICLE
27	Scott MCKENNA	1	9	24.22 miles	MDD Racing

2024 Protyre Motorsport Ginetta GT Championship
RACE 11 - ROUND 2 - WEATHER CONDITIONS



2024 Protyre Motorsport Ginetta GT Championship
RACE 17 - ROUND 3 - GRID (20 minutes)

ROW 6	11	33 Matt SHAW	
ROW 5	9	31 Paul LIVESEY	10 66 Shawn FLEMING
ROW 4	7	19 Carl GARNETT	8 3 James TOWNSEND
ROW 3	5	11 Alex TOTH-JONES	6 57 Nick WHITE
ROW 2	3	63 Conner GARLICK	4 71 Luke GARLICK
ROW 1	1	27 Scott MCKENNA	2 24 Mckenzie DOUGLASS
Pole			

These results are provisional until the conclusion of any judicial and technical matters.

Oulton Park International: 2.6920 miles

Clerk Of Course: Paul Levitt	Stewards:	Timekeeper: Gethin Rees	
------------------------------	-----------	-------------------------	--

Results can be found at www.tsl-timing.com

Printed - 13:06 Monday, 01 April 2024

2024 Protyre Motorsport Ginetta GT Championship

RACE 17 - ROUND 3 - CLASSIFICATION

Race Distance: 12 Laps / 32.30 miles

POS	NO	CL	PIC	NAME	NAT	ENTRY	LAPS	TIME	GAP	DIFF	MPH	BEST	ON	GRD	↑↓
1	27	PRO	1	Scott MCKENNA	GBR	MDD Racing	12	21:25.953			90.43	1:46.472	10	1	0
2	63	PRO	2	Conner GARLICK	GBR	Xentek Motorsport	12	21:27.473	1.520	1.520	90.32	1:46.178	9	3	1
3	71	PRO	3	Luke GARLICK	GBR	Xentek Motorsport	12	21:27.779	1.826	0.306	90.30	1:46.285	10	4	1
4	24*	PRO	4	Mckenzie DOUGLASS	GBR	Fox Motorsport	12	21:31.915	5.962	4.136	90.01	1:46.419	9	2	-2
5	57	AM	1	Nick WHITE	GBR	Raceway Motorsport	12	21:36.846	10.893	4.931	89.67	1:46.855	4	6	1
6	3	AM	2	James TOWNSEND	GBR	W2R	12	21:56.374	30.421	19.528	88.34	1:48.516	3	8	2
7	31	AM	3	Paul LIVESEY	GBR	MDD Racing	12	21:58.919	32.966	2.545	88.17	1:48.281	6	9	2
8	11	PRO	5	Alex TOTH-JONES	GBR	Breakell Racing	12	22:15.449	49.496	16.530	87.08	1:47.088	4	5	-3

NOT CLASSIFIED

DNF	19	AM		Carl GARNETT	GBR	Breakell Racing	10	18:14.632	2 Laps	2 Laps	88.53	1:47.499	8	7	
DNF	33	AM		Matt SHAW	GBR	Raceway Motorsport	9	16:18.237	3 Laps	1 Lap	89.16	1:46.588	8	11	
DNF	66	AM		Shawn FLEMING	GBR	SF Racing	7	13:55.735	5 Laps	2 Laps	81.17	1:55.444	6	10	

FASTEST LAP

	63	PRO		Conner GARLICK	GBR	Xentek Motorsport	9	1:46.178			91.27 mph	146.89 kph			
	33	AM		Matt SHAW	GBR	Raceway Motorsport	8	1:46.588			90.92 mph	146.32 kph			

Comments:

*Car 24 - 5 second time penalty for exceeding track limits

Weather / Track : Cloudy / Dry

These results are provisional until the conclusion of any judicial and technical matters.

Date: 01/04/2024 Start: 17:54 Finish: 18:15

Oulton Park International: 2.6920 miles

Clerk Of Course: Paul Levitt

Stewards:

Timekeeper: Gethin Rees



Results can be found at www.tsl-timing.com

Printed - 18:19 Monday, 01 April 2024

2024 Protyre Motorsport Ginetta GT Championship

RACE 17 - ROUND 3 - LAP CHART

LAP 1 @ 17:56:17.083			LAP 2 @ 17:58:05.056			LAP 3 @ 17:59:52.128			LAP 4 @ 18:01:39.963			LAP 5 @ 18:03:26.640		
NO	BEHIND	LAP TIME	NO	BEHIND	LAP TIME	NO	BEHIND	LAP TIME	NO	BEHIND	LAP TIME	NO	BEHIND	LAP TIME
27		1:50.020	27		1:47.973	27		1:47.072	27		1:47.835	27		1:46.677
24	0.519	1:50.539	24	0.258	1:47.712	24	0.388	1:47.202	24	0.267	1:47.714	24	0.541	1:46.951
63	0.780	1:50.800	63	0.672	1:47.865	63	0.732	1:47.132	63	0.600	1:47.703	63	1.156	1:47.233
71	1.724	1:51.744	71	1.912	1:48.161	71	2.073	1:47.233	71	1.218	1:46.980	71	1.683	1:47.142
57	2.127	1:52.147	57	2.473	1:48.319	57	2.696	1:47.295	57	1.716	1:46.855	57	2.144	1:47.105
19	3.135	1:53.155	19	4.360	1:49.198	19	5.487	1:48.199	19	5.424	1:47.772	19	6.730	1:47.983
3	3.594	1:53.614	3	4.673	1:49.052	3	6.117	1:48.516	3	7.433	1:49.151	3	9.296	1:48.540
33	3.845	1:53.865	33	4.945	1:49.073	33	6.556	1:48.683	33	8.543	1:49.822	33	10.410	1:48.544
31	5.121	1:55.141	31	7.392	1:50.244	31	9.349	1:49.029	31	10.897	1:49.383	31	13.103	1:48.883
66	13.570	2:03.590	11	15.754	1:49.338	11	16.879	1:48.197	11	16.132	1:47.088	11	16.800	1:47.345
11	14.389	2:04.409	66	24.300	1:58.703	66	35.418	1:58.190	66	43.748	1:56.165	66	52.778	1:55.707

2024 Protyre Motorsport Ginetta GT Championship

RACE 17 - ROUND 3 - LAP CHART

LAP 6 @ 18:05:13.309			LAP 7 @ 18:07:00.044			LAP 8 @ 18:08:46.550			LAP 9 @ 18:10:33.068			LAP 10 @ 18:12:19.540		
NO	BEHIND	LAP TIME	NO	BEHIND	LAP TIME	NO	BEHIND	LAP TIME	NO	BEHIND	LAP TIME	NO	BEHIND	LAP TIME
27		1:46.669	27		1:46.735	27		1:46.506	27		1:46.518	27		1:46.472
24	0.561	1:46.689	24	0.605	1:46.779	24	0.669	1:46.570	24	0.570	1:46.419	24	0.604	1:46.506
63	1.557	1:47.070	63	1.498	1:46.676	63	1.727	1:46.735	63	1.387	1:46.178	63	1.551	1:46.636
71	1.983	1:46.969	71	1.904	1:46.656	71	2.359	1:46.961	71	2.257	1:46.416	71	2.070	1:46.285
57	2.609	1:47.134	57	3.186	1:47.312	57	3.705	1:47.025	57	4.900	1:47.713	57	6.736	1:48.308
19	8.269	1:48.208	19	9.326	1:47.792	19	10.319	1:47.499	19	11.724	1:47.923	19	22.155	1:56.903
33	11.613	1:47.872	33	11.948	1:47.070	33	12.030	1:46.588	33	12.232	1:46.720	3	23.102	1:50.089
3	11.931	1:49.304	3	14.280	1:49.084	3	16.545	1:48.771	3	19.485	1:49.458	31	27.062	1:52.313
31	14.715	1:48.281	31	16.360	1:48.380	31	19.367	1:49.513	31	21.221	1:48.372	11	43.783	2:08.566
11	17.823	1:47.692	11	18.747	1:47.659	11	20.102	1:47.861	11	21.689	1:48.105			
66	1:01.553	1:55.444	66	1:22.754	2:07.936 P									

2024 Protyre Motorsport Ginetta GT Championship

RACE 17 - ROUND 3 - LAP CHART

LAP 11 @ 18:14:06.143			LAP 12 @ 18:15:53.016		
NO	BEHIND	LAP TIME	NO	BEHIND	LAP TIME
27		1:46.603	27		1:46.873
24	0.700	1:46.699	24	0.962	1:47.135
63	1.544	1:46.596	63	1.520	1:46.849
71	1.892	1:46.425	71	1.826	1:46.807
57	8.515	1:48.382	57	10.893	1:49.251
3	26.303	1:49.804	3	30.421	1:50.991
31	31.099	1:50.640	31	32.966	1:48.740
11	47.915	1:50.735	11	49.496	1:48.454

2024 Protyre Motorsport Ginetta GT Championship

RACE 17 - ROUND 3 - POSITION CHART WITH INTERMEDIATES

No	Name	Lap		Intermediates																																	
		Pos	L0 - Int1-M	L0 - Int2-M	L1 - Finish	L1 - Int1-M	L1 - Int2-M	L2 - Finish	L2 - Int1-M	L2 - Int2-M	L3 - Finish	L3 - Int1-M	L3 - Int2-M	L4 - Finish	L4 - Int1-M	L4 - Int2-M	L5 - Finish	L5 - Int1-M	L5 - Int2-M	L6 - Finish	L6 - Int1-M	L6 - Int2-M	L7 - Finish	L7 - Int1-M	L7 - Int2-M	L8 - Finish	L8 - Int1-M	L8 - Int2-M	L9 - Finish	L9 - Int1-M	L9 - Int2-M	L10 - Finish	L10 - Int1-M	L10 - Int2-M			
27	MCKENNA	1	27	27	27	27	27	27	27	27	27	27	27	27	27	27	27	27	27	27	27	27	27	27	27	27	27	27	27	27	27	27	27	27	27	27	
24	DOUGLASS	2	24	24	24	24	24	24	24	24	24	24	24	24	24	24	24	24	24	24	24	24	24	24	24	24	24	24	24	24	24	24	24	24	24	24	
63	GARLICK	3	63	63	63	63	63	63	63	63	63	63	63	63	63	63	63	63	63	63	63	63	63	63	63	63	63	63	63	63	63	63	63	63	63	63	63
71	GARLICK	4	71	71	71	71	71	71	71	71	71	71	71	71	71	71	71	71	71	71	71	71	71	71	71	71	71	71	71	71	71	71	71	71	71	71	71
11	TOTH-JONES	5	57	57	57	57	57	57	57	57	57	57	57	57	57	57	57	57	57	57	57	57	57	57	57	57	57	57	57	57	57	57	57	57	57	57	
57	WHITE	6	19	19	19	19	19	19	19	19	19	19	19	19	19	19	19	19	19	19	19	19	19	19	19	19	19	19	19	19	19	19	19	19	3	3	
19	GARNETT	7	3	3	3	3	3	3	3	3	3	3	3	3	3	3	3	3	3	33	33	33	33	33	33	33	33	33	33	33	33	33	33	3	31	31	
3	TOWNSEND	8	33	33	33	33	33	33	33	33	33	33	33	33	33	33	33	33	33	3	3	3	3	3	3	3	3	3	3	3	3	3	31	19	19		
31	LIVESEY	9	31	31	31	31	31	31	31	31	31	31	31	31	31	31	31	31	31	31	31	31	31	31	31	31	31	31	31	31	31	11	31	11	11	11	
66	FLEMING	10	66	66	66	11	11	11	11	11	11	11	11	11	11	11	11	11	11	11	11	11	11	11	11	11	11	11	11	11	11	31	11				
33	SHAW	11	11	11	11	66	66	66	66	66	66	66	66	66	66	66	66	66	66	66	66	66	66	66	66	66	66	66	66	66	66	66	66	66	66	66	66

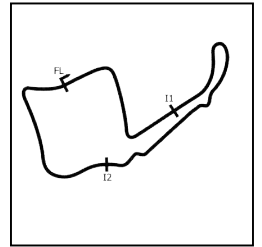
2024 Protyre Motorsport Ginetta GT Championship

RACE 17 - ROUND 3 - POSITION CHART WITH INTERMEDIATES

No	Name	Lap				
		Pos	L11 - Finish	L11 - Int 1-M	L11 - Int 2-M	L12 - Finish
27	MCKENNA	1	27	27	27	27
24	DOUGLASS	2	24	24	24	24
63	GARLICK	3	63	63	63	63
71	GARLICK	4	71	71	71	71
11	TOTH-JONES	5	57	57	57	57
57	WHITE	6	3	3	3	3
19	GARNETT	7	31	31	31	31
3	TOWNSEND	8	11	11	11	11
31	LIVESEY	9				
66	FLEMING	10				
33	SHAW	11				

2024 Protyre Motorsport Ginetta GT Championship

RACE 17 - ROUND 3 - SECTOR ANALYSIS



SECTOR 1 = FL to I1, SECTOR 2 = I1 to I2, SECTOR 3 = I2 to FL, DIFF = Difference To Personal Best Lap, P = Crossed Finish Line in Pit Lane, D = Time Disallowed

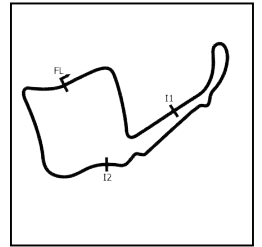
P1		27 PRO		Scott MCKENNA		MDD Racing				
IDEAL LAP TIME : 1:46.258		BEST LAP TIME : 1:46.472		DIFFERENCE : 0.214						
LAP	SECTOR 1	SECTOR 2		SECTOR 3		LAP TIME	MPH	DIFF	TIME OF DAY	
1 -		113.5	51.827	100.0	29.686	106.3	1:50.020	88.08	3.548	17:56:17.083
2 -	26.358	114.3	51.761	100.1	29.854	106.3	1:47.973	89.75	1.501	17:58:05.056
3 -	26.311	114.7	51.240	100.4	29.521	107.0	1:47.072	90.51	0.600	17:59:52.128
4 -	26.215	114.3	52.026	100.9	29.594	107.2	1:47.835	89.87	1.363	18:01:39.963
5 -	26.106	114.9	51.006	100.4	29.565	107.2	1:46.677	90.84	0.205	18:03:26.640
6 -	26.145	115.1	50.966	100.6	29.558	107.2	1:46.669	90.85	0.197	18:05:13.309
7 -	26.232	114.1	51.025	100.6	29.478	107.2	1:46.735	90.79	0.263	18:07:00.044
8 -	26.128	114.9	50.898	100.6	29.480	107.0	1:46.506 (2)	90.99	0.034	18:08:46.550
9 -	26.144	114.7	51.051	100.9	29.323	107.2	1:46.518 (3)	90.98	0.046	18:10:33.068
10 -	26.201	114.3	50.829	100.4	29.442	107.0	1:46.472 (1)	91.02		18:12:19.540
11 -	26.182	114.7	50.910	100.6	29.511	106.6	1:46.603	90.91	0.131	18:14:06.143
12 -	26.225	114.5	50.966	100.6	29.682	106.8	1:46.873	90.68	0.401	18:15:53.016

P2		63 PRO		Conner GARLICK		Xentek Motorsport				
IDEAL LAP TIME : 1:46.178		BEST LAP TIME : 1:46.178		DIFFERENCE : 0.000						
LAP	SECTOR 1	SECTOR 2		SECTOR 3		LAP TIME	MPH	DIFF	TIME OF DAY	
1 -		114.1	52.101	99.4	29.763	106.0	1:50.800	87.46	4.622	17:56:17.863
2 -	26.476	114.9	51.407	99.7	29.982	106.3	1:47.865	89.84	1.687	17:58:05.728
3 -	26.391	114.9	51.105	100.1	29.636	106.5	1:47.132	90.46	0.954	17:59:52.860
4 -	26.256	115.5	51.941	100.3	29.506	106.5	1:47.703	89.98	1.525	18:01:40.563
5 -	26.610	112.0	51.098	100.0	29.525	106.5	1:47.233	90.37	1.055	18:03:27.796
6 -	26.359	114.5	51.274	100.0	29.437	106.5	1:47.070	90.51	0.892	18:05:14.866
7 -	26.261	114.7	50.944	99.8	29.471	106.6	1:46.676	90.84	0.498	18:07:01.542
8 -	26.213	114.9	51.143	100.3	29.379	106.3	1:46.735	90.79	0.557	18:08:48.277
9 -	26.181	115.1	50.650	100.9	29.347	106.5	1:46.178 (1)	91.27		18:10:34.455
10 -	26.346	114.5	50.852	100.6	29.438	106.0	1:46.636 (3)	90.88	0.458	18:12:21.091
11 -	26.339	114.7	50.751	100.6	29.506	106.1	1:46.596 (2)	90.91	0.418	18:14:07.687
12 -	26.437	113.9	50.955	100.4	29.457	106.3	1:46.849	90.70	0.671	18:15:54.536

P3		71 PRO		Luke GARLICK		Xentek Motorsport				
IDEAL LAP TIME : 1:46.234		BEST LAP TIME : 1:46.285		DIFFERENCE : 0.051						
LAP	SECTOR 1	SECTOR 2		SECTOR 3		LAP TIME	MPH	DIFF	TIME OF DAY	
1 -		113.7	52.305	99.5	30.175	105.6	1:51.744	86.72	5.459	17:56:18.807
2 -	26.678	113.9	51.672	99.4	29.811	106.3	1:48.161	89.60	1.876	17:58:06.968
3 -	26.315	114.3	51.260	99.8	29.658	106.3	1:47.233	90.37	0.948	17:59:54.201
4 -	26.280	114.7	50.986	100.1	29.714	107.0	1:46.980	90.58	0.695	18:01:41.181
5 -	26.165	115.3	51.293	100.0	29.684	106.5	1:47.142	90.45	0.857	18:03:28.323
6 -	26.441	114.3	51.038	100.3	29.490	107.0	1:46.969	90.59	0.684	18:05:15.292
7 -	26.190	114.9	50.961	100.6	29.505	106.8	1:46.656	90.86	0.371	18:07:01.948
8 -	26.373	114.3	50.981	100.6	29.607	106.6	1:46.961	90.60	0.676	18:08:48.909
9 -	26.243	114.9	50.716	100.0	29.457	106.6	1:46.416 (2)	91.06	0.131	18:10:35.325
10 -	26.178	114.7	50.709	100.4	29.398	107.0	1:46.285 (1)	91.18		18:12:21.610
11 -	26.127	115.5	50.861	101.0	29.437	106.5	1:46.425 (3)	91.06	0.140	18:14:08.035
12 -	26.244	115.3	51.104	101.0	29.459	106.3	1:46.807	90.73	0.522	18:15:54.842

2024 Protyre Motorsport Ginetta GT Championship

RACE 17 - ROUND 3 - SECTOR ANALYSIS



SECTOR 1 = FL to I1, SECTOR 2 = I1 to I2, SECTOR 3 = I2 to FL, DIFF = Difference To Personal Best Lap, P = Crossed Finish Line in Pit Lane, D = Time Disallowed

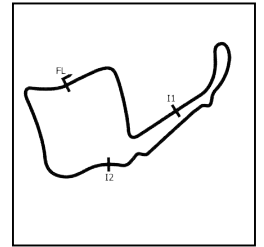
P4		24 PRO		Mckenzie DOUGLASS		Fox Motorsport				
IDEAL LAP TIME : 1:46.376		BEST LAP TIME : 1:46.419		DIFFERENCE : 0.043						
LAP	SECTOR 1	SECTOR 2	SECTOR 3	LAP TIME	MPH	DIFF	TIME OF DAY			
1 -		114.3	51.914	99.4	29.891	105.5	1:50.539	87.67	4.120	17:56:17.602
2 -	26.536	114.3	51.313	100.4	29.863	106.5	1:47.712	89.97	1.293	17:58:05.314
3 -	26.396	114.7	51.208	100.0	29.598	106.5	1:47.202	90.40	0.783	17:59:52.516
4 -	26.237	114.9	51.782	101.0	29.695	106.5	1:47.714	89.97	1.295	18:01:40.230
5 -	26.339	114.9	50.965	100.0	29.647	106.3	1:46.951	90.61	0.532	18:03:27.181
6 -	26.189	114.3	50.960	100.4	29.540	106.1	1:46.689	90.83	0.270	18:05:13.870
7 -	26.199	114.9	51.009	100.3	29.571	106.5	1:46.779	90.76	0.360	18:07:00.649
8 -	26.180	114.9	50.809	100.3	29.581	106.1	1:46.570 (3)	90.93	0.151	18:08:47.219
9 -	26.122	115.3	50.766	100.4	29.531	106.8	1:46.419 (1)	91.06		18:10:33.638
10 -	26.252	113.9	50.749	100.9	29.505	106.5	1:46.506 (2)	90.99	0.087	18:12:20.144
11 -	26.154	115.3	50.984	100.4	29.561	105.5	1:46.699	90.82	0.280	18:14:06.843
12 -	26.284	114.3	51.213	100.1	29.638	106.3	1:47.135	90.45	0.716	18:15:53.978

P5		57 AM		Nick WHITE		Raceway Motorsport				
IDEAL LAP TIME : 1:46.730		BEST LAP TIME : 1:46.855		DIFFERENCE : 0.125						
LAP	SECTOR 1	SECTOR 2	SECTOR 3	LAP TIME	MPH	DIFF	TIME OF DAY			
1 -		113.1	52.246	99.7	30.215	105.5	1:52.147	86.41	5.292	17:56:19.210
2 -	26.549	115.1	51.957	99.8	29.813	105.5	1:48.319	89.47	1.464	17:58:07.529
3 -	26.601	113.7	51.316	99.8	29.378	106.6	1:47.295	90.32	0.440	17:59:54.824
4 -	26.277	114.9	51.079	100.1	29.499	107.0	1:46.855 (1)	90.69		18:01:41.679
5 -	26.358	114.7	51.132	100.0	29.615	106.6	1:47.105 (3)	90.48	0.250	18:03:28.784
6 -	26.382	115.3	51.170	99.7	29.582	106.1	1:47.134	90.45	0.279	18:05:15.918
7 -	26.441	114.5	51.280	100.3	29.591	106.1	1:47.312	90.30	0.457	18:07:03.230
8 -	26.379	114.7	51.174	100.1	29.472	106.5	1:47.025 (2)	90.55	0.170	18:08:50.255
9 -	26.273	114.9	51.194	99.8	30.246	106.3	1:47.713	89.97	0.858	18:10:37.968
10 -	26.926	114.3	51.521	99.1	29.861	106.0	1:48.308	89.47	1.453	18:12:26.276
11 -	26.429	114.5	51.477	99.7	30.476	101.2	1:48.382	89.41	1.527	18:14:14.658
12 -	27.143	113.5	51.846	99.5	30.262	93.9	1:49.251	88.70	2.396	18:16:03.909

P6		3 AM		James TOWNSEND		W2R				
IDEAL LAP TIME : 1:48.284		BEST LAP TIME : 1:48.516		DIFFERENCE : 0.232						
LAP	SECTOR 1	SECTOR 2	SECTOR 3	LAP TIME	MPH	DIFF	TIME OF DAY			
1 -		112.9	52.925	99.5	30.170	106.5	1:53.614	85.30	5.098	17:56:20.677
2 -	26.817	115.3	52.246	100.4	29.989	106.6	1:49.052	88.86	0.536	17:58:09.729
3 -	26.743	115.1	51.986	100.1	29.787	106.5	1:48.516 (1)	89.30		17:59:58.245
4 -	26.723	114.9	52.486	99.2	29.942	105.3	1:49.151	88.78	0.635	18:01:47.396
5 -	26.566	114.5	52.154	98.2	29.820	106.1	1:48.540 (2)	89.28	0.024	18:03:35.936
6 -	26.512	114.7	52.302	99.8	30.490	100.9	1:49.304	88.66	0.788	18:05:25.240
7 -	26.990	115.1	52.148	99.4	29.946	106.1	1:49.084	88.84	0.568	18:07:14.324
8 -	26.694	114.9	52.291	99.7	29.786	106.0	1:48.771 (3)	89.09	0.255	18:09:03.095
9 -	26.865	114.7	52.453	100.0	30.140	104.5	1:49.458	88.53	0.942	18:10:52.553
10 -	26.658	114.5	52.491	100.0	30.940	98.5	1:50.089	88.03	1.573	18:12:42.642
11 -	27.022	114.1	52.209	98.9	30.573	104.5	1:49.804	88.26	1.288	18:14:32.446
12 -	27.046	113.1	53.212	100.6	30.733	102.7	1:50.991	87.31	2.475	18:16:23.437

2024 Protyre Motorsport Ginetta GT Championship

RACE 17 - ROUND 3 - SECTOR ANALYSIS



SECTOR 1 = FL to I1, SECTOR 2 = I1 to I2, SECTOR 3 = I2 to FL, DIFF = Difference To Personal Best Lap, P = Crossed Finish Line in Pit Lane, D = Time Disallowed

P7 31 AM Paul LIVESEY		MDD Racing								
IDEAL LAP TIME : 1:48.036		BEST LAP TIME : 1:48.281								
		DIFFERENCE : 0.245								
LAP	SECTOR 1	SECTOR 2	SECTOR 3	LAP TIME	MPH	DIFF	TIME OF DAY			
1 -	113.5	53.786	99.5	30.110	106.6	1:55.141	84.16	6.860	17:56:22.204	
2 -	27.125	113.7	53.077	99.7	30.042	107.0	1:50.244	87.90	1.963	17:58:12.448
3 -	26.690	114.1	52.448	100.4	29.891	106.8	1:49.029	88.88	0.748	18:00:01.477
4 -	27.008	111.6	52.389	100.6	29.986	106.6	1:49.383	88.59	1.102	18:01:50.860
5 -	26.714	114.1	52.396	100.6	29.773	107.0	1:48.883	89.00	0.602	18:03:39.743
6 -	26.570	114.7	51.902	100.1	29.809	107.5	1:48.281 (1)	89.50		18:05:28.024
7 -	26.572	112.9	51.941	100.3	29.867	107.2	1:48.380 (3)	89.41	0.099	18:07:16.404
8 -	27.662	105.8	52.094	100.3	29.757	106.5	1:49.513	88.49	1.232	18:09:05.917
9 -	26.423	115.1	52.004	100.4	29.945	106.5	1:48.372 (2)	89.42	0.091	18:10:54.289
10 -	27.399	114.7	54.605	100.1	30.309	105.3	1:52.313	86.28	4.032	18:12:46.602
11 -	28.024	112.0	52.142	99.7	30.474	106.1	1:50.640	87.59	2.359	18:14:37.242
12 -	26.837	112.4	51.856	100.3	30.047	106.5	1:48.740	89.12	0.459	18:16:25.982

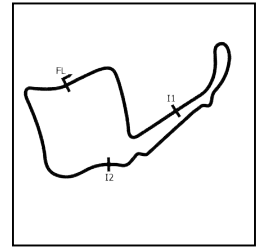
P8 11 PRO Alex TOTH-JONES		Breakell Racing								
IDEAL LAP TIME : 1:46.916		BEST LAP TIME : 1:47.088								
		DIFFERENCE : 0.172								
LAP	SECTOR 1	SECTOR 2	SECTOR 3	LAP TIME	MPH	DIFF	TIME OF DAY			
1 -	106.6	54.339	97.2	30.442	104.3	2:04.409	77.89	17.321	17:56:31.472	
2 -	27.210	112.5	51.922	98.3	30.206	104.5	1:49.338	88.63	2.250	17:58:20.810
3 -	26.976	113.5	51.519	99.2	29.702	105.6	1:48.197	89.57	1.109	18:00:09.007
4 -	26.432	114.5	51.098	99.4	29.558	105.3	1:47.088 (1)	90.49		18:01:56.095
5 -	26.512	114.5	51.168	99.2	29.665	105.0	1:47.345 (2)	90.28	0.257	18:03:43.440
6 -	26.387	114.5	51.610	98.9	29.695	105.8	1:47.692	89.99	0.604	18:05:31.132
7 -	26.544	112.9	51.459	99.5	29.656	105.1	1:47.659 (3)	90.01	0.571	18:07:18.791
8 -	26.494	114.5	51.508	99.4	29.859	105.3	1:47.861	89.84	0.773	18:09:06.652
9 -	26.260	114.9	52.101	99.2	29.744	105.8	1:48.105	89.64	1.017	18:10:54.757
10 -	26.526	113.9	1:11.063	98.1	30.977	104.3	2:08.566	75.37	21.478	18:13:03.323
11 -	26.899	113.3	51.903	98.8	31.933	98.2	1:50.735	87.51	3.647	18:14:54.058
12 -	26.718	113.3	51.702	99.7	30.034	104.5	1:48.454	89.35	1.366	18:16:42.512

P9 19 AM Carl GARNETT		Breakell Racing								
IDEAL LAP TIME : 1:47.271		BEST LAP TIME : 1:47.499								
		DIFFERENCE : 0.228								
LAP	SECTOR 1	SECTOR 2	SECTOR 3	LAP TIME	MPH	DIFF	TIME OF DAY			
1 -	112.4	53.053	98.5	30.066	105.3	1:53.155	85.64	5.656	17:56:20.218	
2 -	26.806	111.6	52.249	99.2	30.143	105.1	1:49.198	88.74	1.699	17:58:09.416
3 -	26.603	113.3	51.765	99.4	29.831	105.6	1:48.199	89.56	0.700	17:59:57.615
4 -	26.531	113.7	51.436	99.4	29.805	105.5	1:47.772 (2)	89.92	0.273	18:01:45.387
5 -	26.584	113.9	51.530	98.9	29.869	105.1	1:47.983	89.74	0.484	18:03:33.370
6 -	26.628	114.1	51.675	98.6	29.905	105.0	1:48.208	89.56	0.709	18:05:21.578
7 -	26.603	112.2	51.586	99.5	29.603	105.6	1:47.792 (3)	89.90	0.293	18:07:09.370
8 -	26.232	113.9	51.522	99.1	29.745	105.1	1:47.499 (1)	90.15		18:08:56.869
9 -	26.500	114.1	51.605	99.4	29.818	105.3	1:47.923	89.79	0.424	18:10:44.792
10 -	26.543	113.9	51.718	99.4	38.642	79.8	1:56.903	82.90	9.404	18:12:41.695

P10 33 AM Matt SHAW		Raceway Motorsport								
IDEAL LAP TIME : 1:46.374		BEST LAP TIME : 1:46.588								
		DIFFERENCE : 0.214								
LAP	SECTOR 1	SECTOR 2	SECTOR 3	LAP TIME	MPH	DIFF	TIME OF DAY			
1 -	113.1	53.219	100.4	29.927	106.5	1:53.865	85.11	7.277	17:56:20.928	
2 -	26.898	115.3	52.369	100.4	29.806	106.5	1:49.073	88.85	2.485	17:58:10.001
3 -	26.796	114.3	52.076	100.6	29.811	105.3	1:48.683	89.17	2.095	17:59:58.684
4 -	26.457	115.9	52.562	100.3	30.803	101.6	1:49.822	88.24	3.234	18:01:48.506
5 -	26.864	114.1	52.228	100.3	29.452	106.1	1:48.544	89.28	1.956	18:03:37.050
6 -	26.260	115.1	51.736	100.3	29.876	105.3	1:47.872	89.84	1.284	18:05:24.922
7 -	26.522	113.7	51.053	99.4	29.495	106.3	1:47.070 (3)	90.51	0.482	18:07:11.992
8 -	26.363	114.3	50.662	100.3	29.563	104.2	1:46.588 (1)	90.92		18:08:58.580
9 -	26.439	115.1	50.690	100.7	29.591	105.1	1:46.720 (2)	90.81	0.132	18:10:45.300

2024 Protyre Motorsport Ginetta GT Championship

RACE 17 - ROUND 3 - SECTOR ANALYSIS



SECTOR 1 = FL to I1, SECTOR 2 = I1 to I2, SECTOR 3 = I2 to FL, DIFF = Difference To Personal Best Lap, P = Crossed Finish Line in Pit Lane, D = Time Disallowed

P11 66 AM		Shawn FLEMING			SF Racing					
IDEAL LAP TIME : 1:55.340		BEST LAP TIME : 1:55.444			DIFFERENCE : 0.104					
LAP	SECTOR 1	SECTOR 2	SECTOR 3	LAP TIME	MPH	DIFF	TIME OF DAY			
1 -	108.9	58.276	97.1	32.181	103.4	2:03.590	78.41	8.146	17:56:30.653	
2 -	28.956	112.4	57.345	96.9	32.402	101.9	1:58.703	81.64	3.259	17:58:29.356
3 -	29.201	109.4	57.054	97.6	31.935	103.2	1:58.190	81.99	2.746	18:00:27.546
4 -	28.589	111.4	56.032	97.5	31.544	103.7	1:56.165 (3)	83.42	0.721	18:02:23.711
5 -	28.200	112.2	55.773	97.5	31.734	102.4	1:55.707 (2)	83.75	0.263	18:04:19.418
6 -	28.304	111.4	55.672	97.6	31.468	103.0	1:55.444 (1)	83.94		18:06:14.862
7 -	28.270	110.1	56.381	96.4	IN PIT		2:07.936 P	75.75	12.492	18:08:22.798

2024 Protyre Motorsport Ginetta GT Championship

RACE 17 - ROUND 3 - BEST SECTORS

SECTOR 1			SECTOR 2			SECTOR 3			IDEAL / BEST COMPARISON						
POS	NO	NAME	TIME	NO	NAME	TIME	NO	NAME	TIME	POS	NO	NAME	IDEAL	BEST	DIFF
													PERFECT LAP	1:46.079	
1	27	MCKENNA	26.106	63	GARLICK	50.650	27	MCKENNA	29.323	1	63	GARLICK	1:46.178	1:46.178	0.000
2	24	DOUGLASS	26.122	33	SHAW	50.662	63	GARLICK	29.347	2	71	GARLICK	1:46.234	1:46.285	0.051
3	71	GARLICK	26.127	71	GARLICK	50.709	57	WHITE	29.378	3	27	MCKENNA	1:46.258	1:46.472	0.214
4	63	GARLICK	26.181	24	DOUGLASS	50.749	71	GARLICK	29.398	4	33	SHAW	1:46.374	1:46.588	0.214
5	19	GARNETT	26.232	27	MCKENNA	50.829	33	SHAW	29.452	5	24	DOUGLASS	1:46.376	1:46.419	0.043
6	11	TOTH-JONES	26.260	57	WHITE	51.079	24	DOUGLASS	29.505	6	57	WHITE	1:46.730	1:46.855	0.125
7	33	SHAW	26.260	11	TOTH-JONES	51.098	11	TOTH-JONES	29.558	7	11	TOTH-JONES	1:46.916	1:47.088	0.172
8	57	WHITE	26.273	19	GARNETT	51.436	19	GARNETT	29.603	8	19	GARNETT	1:47.271	1:47.499	0.228
9	31	LIVESEY	26.423	31	LIVESEY	51.856	31	LIVESEY	29.757	9	31	LIVESEY	1:48.036	1:48.281	0.245
10	3	TOWNSEND	26.512	3	TOWNSEND	51.986	3	TOWNSEND	29.786	10	3	TOWNSEND	1:48.284	1:48.516	0.232
11	66	FLEMING	28.200	66	FLEMING	55.672	66	FLEMING	31.468	11	66	FLEMING	1:55.340	1:55.444	0.104

2024 Protyre Motorsport Ginetta GT Championship

RACE 17 - ROUND 3 - BEST SPEEDS

POS	INTERMEDIATE 1			INTERMEDIATE 2			FINISH LINE		
	NO	NAME	MPH	NO	NAME	MPH	NO	NAME	MPH
1	33	SHAW	115.9	71	GARLICK	101.0	31	LIVESEY	107.5
2	63	GARLICK	115.5	24	DOUGLASS	101.0	27	MCKENNA	107.2
3	71	GARLICK	115.5	27	MCKENNA	100.9	71	GARLICK	107.0
4	24	DOUGLASS	115.3	63	GARLICK	100.9	57	WHITE	107.0
5	57	WHITE	115.3	33	SHAW	100.7	24	DOUGLASS	106.8
6	3	TOWNSEND	115.3	3	TOWNSEND	100.6	63	GARLICK	106.6
7	27	MCKENNA	115.1	31	LIVESEY	100.6	3	TOWNSEND	106.6
8	31	LIVESEY	115.1	57	WHITE	100.3	33	SHAW	106.5
9	11	TOTH-JONES	114.9	11	TOTH-JONES	99.7	11	TOTH-JONES	105.8
10	19	GARNETT	114.1	19	GARNETT	99.5	19	GARNETT	105.6
11	66	FLEMING	112.4	66	FLEMING	97.6	66	FLEMING	103.7

2024 Protyre Motorsport Ginetta GT Championship

RACE 17 - ROUND 3 - STATISTICS

Competitors Started	11
Planned Start	2024-04-01 @ 17:30:00.000
Actual Start	2024-04-01 @ 17:54:27.062
Finish Time	2024-04-01 @ 18:15:52.895
Track Length	2.6920mi.
Total Laps	122
Total Distance Covered	328.4274mi.

Session Fastest Lap History

NO	CL	NAME	LAP TIME	TIME OF DAY	LAP	VEHICLE
27	PRO	Scott MCKENNA	1:47.973	17:58:05.077	2	MDD Racing
24	PRO	Mckenzie DOUGLASS	1:47.712	17:58:05.335	2	Fox Motorsport
27	PRO	Scott MCKENNA	1:47.072	17:59:52.149	3	MDD Racing
71	PRO	Luke GARLICK	1:46.980	18:01:41.202	4	Xentek Motorsport
57	AM	Nick WHITE	1:46.855	18:01:41.701	4	Raceway Motorsport
27	PRO	Scott MCKENNA	1:46.677	18:03:26.661	5	MDD Racing
27	PRO	Scott MCKENNA	1:46.669	18:05:13.330	6	MDD Racing
71	PRO	Luke GARLICK	1:46.656	18:07:01.970	7	Xentek Motorsport
27	PRO	Scott MCKENNA	1:46.506	18:08:46.571	8	MDD Racing
24	PRO	Mckenzie DOUGLASS	1:46.419	18:10:33.660	9	Fox Motorsport
63	PRO	Conner GARLICK	1:46.178	18:10:34.467	9	Xentek Motorsport

Session Leader History

NO	CL	NAME	FROM LAP	LAPS LED	DISTANCE	VEHICLE
27	PRO	Scott MCKENNA	1	12	32.30 miles	MDD Racing

Flag History

TYPE	TIME OF DAY
GREEN	17:54:27.062
FINISH	18:15:52.895

Flag Statistics

TYPE	COUNT	TOTAL LAPS	TOTAL TIME
Green	1	12	24:17.899
Red	0	0	0.000
Safety Car	0	0	0.000
FCY	0	0	0.000

2024 Protyre Motorsport Ginetta GT Championship

RACE 17 - ROUND 3 - STATISTICS

CLASS : AM

6 Starters

Fastest Lap History

NO	NAME	LAP TIME	TIME OF DAY	LAP	VEHICLE
57	Nick WHITE	1:48.319	17:58:07.552	2	Raceway Motorsport
57	Nick WHITE	1:47.295	17:59:54.846	3	Raceway Motorsport
57	Nick WHITE	1:46.855	18:01:41.701	4	Raceway Motorsport
33	Matt SHAW	1:46.588	18:08:58.591	8	Raceway Motorsport

Leader History

NO	NAME	FROM LAP	LAPS LED	DISTANCE	VEHICLE
57	Nick WHITE	1	12	32.30 miles	Raceway Motorsport

2024 Protyre Motorsport Ginetta GT Championship

RACE 17 - ROUND 3 - STATISTICS

CLASS : PRO

5 Starters

Fastest Lap History

NO	NAME	LAP TIME	TIME OF DAY	LAP	VEHICLE
27	Scott MCKENNA	1:47.973	17:58:05.077	2	MDD Racing
24	Mckenzie DOUGLASS	1:47.712	17:58:05.335	2	Fox Motorsport
27	Scott MCKENNA	1:47.072	17:59:52.149	3	MDD Racing
71	Luke GARLICK	1:46.980	18:01:41.202	4	Xentek Motorsport
27	Scott MCKENNA	1:46.677	18:03:26.661	5	MDD Racing
27	Scott MCKENNA	1:46.669	18:05:13.330	6	MDD Racing
71	Luke GARLICK	1:46.656	18:07:01.970	7	Xentek Motorsport
27	Scott MCKENNA	1:46.506	18:08:46.571	8	MDD Racing
24	Mckenzie DOUGLASS	1:46.419	18:10:33.660	9	Fox Motorsport
63	Conner GARLICK	1:46.178	18:10:34.467	9	Xentek Motorsport

Leader History

NO	NAME	FROM LAP	LAPS LED	DISTANCE	VEHICLE
27	Scott MCKENNA	1	12	32.30 miles	MDD Racing

2024 Protyre Motorsport Ginetta GT Championship

RACE 17 - ROUND 3 - WEATHER CONDITIONS

