



# 2024 PROTYRE MOTORSPORT GINETTA GT CHAMPIONSHIP



Rounds 4 & 5  
Silverstone GP  
27<sup>th</sup> / 28<sup>th</sup> April 2024

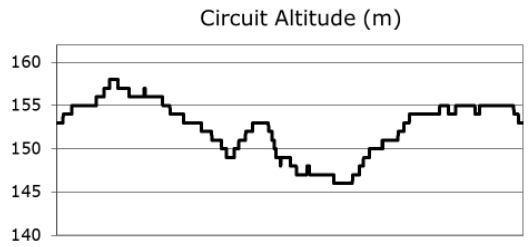
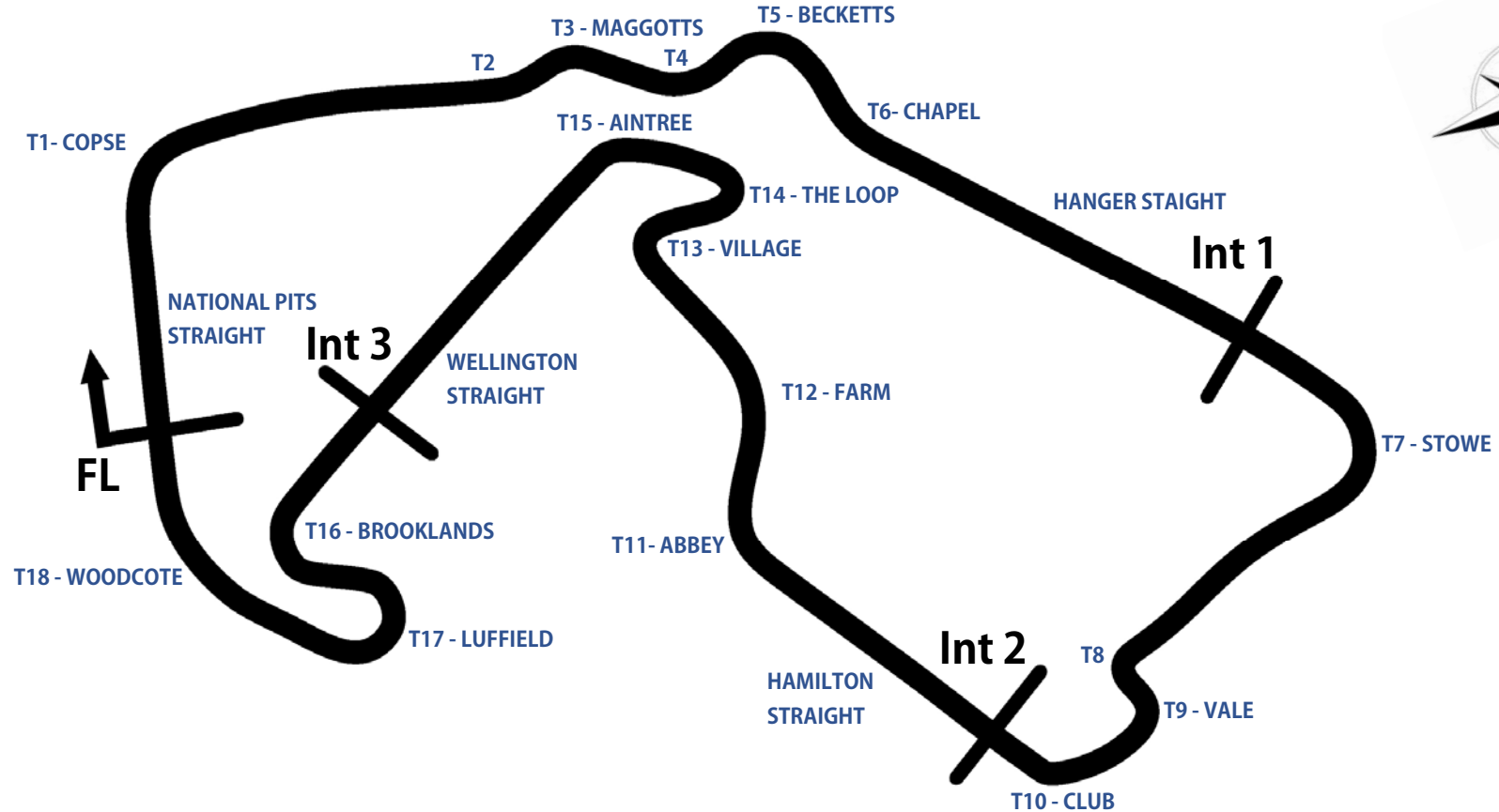


Timing & Results Provided by Timing Solutions Ltd

[www.tsl-timing.com](http://www.tsl-timing.com)

# Silverstone GP Circuit

Silverstone, Towcester, Northamptonshire, UK



<b>Length</b>	3.6605 miles   5.891 km   5891.0 m		
<b>FL</b>		<b>52.07872 N</b>	<b>1.01711 W</b>
<b>Int 1</b>	<b>2033m</b>	<b>52.06559 N</b>	<b>1.01486 W</b>
<b>Int 2</b>	<b>3168m</b>	<b>52.06826 N</b>	<b>1.02344 W</b>
<b>Int 3</b>	<b>4857m</b>	<b>52.07603 N</b>	<b>1.01669 W</b>
<b>Pit Entry</b>	<b>5839m</b>	<b>52.07859 N</b>	<b>1.01758 W</b>
<b>Pit Exit</b>	<b>305m after FL</b>	<b>52.07880 N</b>	<b>1.01268 W</b>
<b>Pit Entry - Pit Exit</b>	<b>336m, 24.2s @ 50kph, 20.1s @ 60kph</b>		

Results & Live Timing available at – [www.tsl-timing.com](http://www.tsl-timing.com)

## 2024 Protyre Motorsport Ginetta GT Championship

### QUALIFYING - CLASSIFICATION

POS	NO	CL	PIC	NAME	NAT	ENTRY	TIME	ON	LAPS	GAP	DIFF	MPH
1	71	PRO	1	Luke GARLICK	GBR	Xentek Motorsport	2:13.286	4	7			98.86
2	24	PRO	2	Mckenzie DOUGLASS	GBR	Fox Motorsport	2:13.428	4	6	0.142	0.142	98.76
3	57*	AM	1	Nick WHITE	GBR	Raceway Motorsport	2:13.474	4	7	0.188	0.046	98.72
4	44	PRO	3	Harry MANGION	GBR	Raceway Motorsport	2:14.262	4	8	0.976	0.788	98.14
5	33	AM	2	Matt SHAW	GBR	Raceway Motorsport	2:14.271	7	9	0.985	0.009	98.14
6	27	PRO	4	Ben MCKENNA	GBR	MDD Racing	2:14.295	3	7	1.009	0.024	98.12
7	63	PRO	5	Conner GARLICK	GBR	Xentek Motorsport	2:14.449	3	4	1.163	0.154	98.01
8	75	AM	3	Martin THOMAS	GBR	Xentek Motorsport	2:16.379	6	8	3.093	1.930	96.62
9	25	AM	4	Jon KEARNEY	GBR	Raceway Motorsport	2:16.601	8	8	3.315	0.222	96.46
10	22	AM	5	Peter MANGION	GBR	Raceway Motorsport	2:16.637	3	6	3.351	0.036	96.44
11	56	AM	6	Dan REEVE	GBR	W2R	2:19.643	8	8	6.357	3.006	94.36

**Comments:**

No. 57 - 1 Lap time disallowed; exceeding track limits.

Weather / Track : Overcast / Drying

These results are provisional until the conclusion of any judicial and technical matters.

Date: 27/04/2024 Start: 13:10 Finish: 13:30

Silverstone GP: 3.6604 miles

Clerk Of Course: Paul Levitt	Stewards:	Timekeeper: Gethin Rees	
------------------------------	-----------	-------------------------	--

Results can be found at [www.tsl-timing.com](http://www.tsl-timing.com)

Printed - 13:36 Saturday, 27 April 2024

## 2024 Protyre Motorsport Ginetta GT Championship

### QUALIFYING - 2ND FASTEST CLASSIFICATION

POS	NO	CL	PIC	NAME	NAT	ENTRY	TIME	ON	LAPS	GAP	DIFF	MPH
1	71	PRO	1	Luke GARLICK	GBR	Xentek Motorsport	2:13.418	5	7			98.77
2	24	PRO	2	Mckenzie DOUGLASS	GBR	Fox Motorsport	2:13.639	3	6	0.221	0.221	98.60
3	57*	AM	1	Nick WHITE	GBR	Raceway Motorsport	2:13.708	3	7	0.290	0.069	98.55
4	33	AM	2	Matt SHAW	GBR	Raceway Motorsport	2:14.273	6	9	0.855	0.565	98.14
5	27	PRO	3	Ben MCKENNA	GBR	MDD Racing	2:14.371	4	7	0.953	0.098	98.07
6	44	PRO	4	Harry MANGION	GBR	Raceway Motorsport	2:14.579	6	8	1.161	0.208	97.91
7	75	AM	3	Martin THOMAS	GBR	Xentek Motorsport	2:16.437	7	8	3.019	1.858	96.58
8	25	AM	4	Jon KEARNEY	GBR	Raceway Motorsport	2:16.720	7	8	3.302	0.283	96.38
9	22	AM	5	Peter MANGION	GBR	Raceway Motorsport	2:18.605	2	6	5.187	1.885	95.07
10	56	AM	6	Dan REEVE	GBR	W2R	2:20.351	7	8	6.933	1.746	93.89
11	63	PRO	5	Conner GARLICK	GBR	Xentek Motorsport	2:33.366	2	4	19.948	13.015	85.92

**Comments:**

No. 57 - 1 Lap time disallowed; exceeding track limits.

Weather / Track : Overcast / Drying

These results are provisional until the conclusion of any judicial and technical matters.

Date: 27/04/2024 Start: 13:10 Finish: 13:30

Silverstone GP: 3.6604 miles

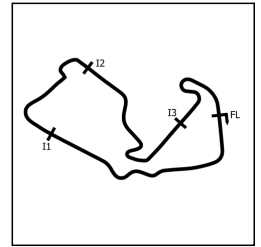
Clerk Of Course: Paul Levitt	Stewards:	Timekeeper: Gethin Rees	
------------------------------	-----------	-------------------------	--

Results can be found at [www.tsl-timing.com](http://www.tsl-timing.com)

Printed - 13:37 Saturday, 27 April 2024

# 2024 Protyre Motorsport Ginetta GT Championship

## QUALIFYING - SECTOR ANALYSIS



SECTOR 1 = FL to I1, SECTOR 2 = I1 to I2, SECTOR 3 = I2 to I3, SECTOR 4 = I3 to FL, DIFF = Difference To Personal Best Lap, P = Crossed Finish Line in Pit Lane, D = Time Disallowed

P1		71 PRO		Luke GARLICK				Xentek Motorsport					
IDEAL LAP TIME : 2:13.229		BEST LAP TIME : 2:13.286				DIFFERENCE : 0.057							
LAP	SECTOR 1		SECTOR 2		SECTOR 3		SECTOR 4		LAP TIME	MPH	DIFF	TIME OF DAY	
1 -	54.124	93.9	32.714	95.8	51.596	98.3	27.311	97.5	2:45.745	79.50	32.459	13:13:55.509	
2 -	46.888	90.0	30.529	86.0	47.613	89.5	28.010	115.7	2:33.040	86.10	19.754	13:16:28.549	
3 -	41.209	131.3	28.190	98.9	40.892	<b>127.5</b>	24.406	<b>115.9</b>	2:14.697	97.83	1.411	13:18:43.246	
4 -	40.534	<b>131.8</b>	<b>27.600</b>	<b>99.1</b>	<b>40.791</b>	126.8	<b>24.361</b>	115.1	<b>2:13.286 (1)</b>	<b>98.86</b>		<b>13:20:56.532</b>	
5 -	<b>40.477</b>	131.0	27.757	98.9	40.798	126.3	24.386	114.1	2:13.418 (2)	98.77	0.132	13:23:09.950	
6 -	40.699	130.8	27.827	98.5	40.942	126.8	24.507	114.7	2:13.975 (3)	98.36	0.689	13:25:23.925	
7 -	43.828	129.5	29.412	95.8	43.857	119.6	IN PIT		2:31.320 P	87.08	18.034	13:27:55.245	

P2		24 PRO		Mckenzie DOUGLASS				Fox Motorsport					
IDEAL LAP TIME : 2:13.259		BEST LAP TIME : 2:13.428				DIFFERENCE : 0.169							
LAP	SECTOR 1		SECTOR 2		SECTOR 3		SECTOR 4		LAP TIME	MPH	DIFF	TIME OF DAY	
1 -	OUTLAP	125.2	29.963	96.5	42.120	125.4	25.113	<b>115.3</b>	9:54.132	22.17	7:40.704	13:21:08.669	
2 -	41.256	130.5	28.012	<b>99.4</b>	40.915	127.8	24.455	114.7	2:14.638 (3)	97.87	1.210	13:23:23.307	
3 -	40.646	131.0	27.785	98.6	40.773	127.8	24.435	114.7	2:13.639 (2)	98.60	0.211	13:25:36.946	
4 -	40.641	<b>131.3</b>	27.793	98.2	<b>40.619</b>	<b>128.0</b>	<b>24.375</b>	114.7	<b>2:13.428 (1)</b>	<b>98.76</b>		<b>13:27:50.374</b>	
5 -	40.617	<b>131.3</b>	<b>27.678</b>	98.6	40.844	127.5	25.755	<b>115.3</b>	2:14.894	97.68	1.466	13:30:05.268	
6 -	<b>40.587</b>	<b>131.3</b>	27.952	98.1	41.391	123.5	25.380	114.7	2:15.310	97.38	1.882	13:32:20.578	

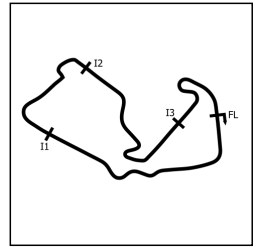
P3		57 AM		Nick WHITE				Raceway Motorsport					
IDEAL LAP TIME : 2:13.387		BEST LAP TIME : 2:13.474				DIFFERENCE : 0.087							
LAP	SECTOR 1		SECTOR 2		SECTOR 3		SECTOR 4		LAP TIME	MPH	DIFF	TIME OF DAY	
1 -	48.938	126.6	32.080	86.5	45.090	124.9	25.873	114.5	2:31.981	86.70	18.507	13:13:23.175	
2 -	42.510	131.5	28.773	97.8	41.447	<b>127.8</b>	24.653	114.9	2:17.383	95.92	3.909	13:15:40.558	
3 -	40.890	<b>131.8</b>	<b>27.604</b>	98.6	<b>40.855</b>	127.5	<b>24.359</b>	114.7	2:13.708 (2)	98.55	0.234	13:17:54.266	
4 -	<b>40.569</b>	131.5	27.666	99.2	40.879	127.3	24.360	<b>115.5</b>	<b>2:13.474 (1)</b>	<b>98.72</b>		<b>13:20:07.740</b>	
5 -	41.485	130.0	29.588	96.9	41.968	127.5	25.438	114.9	2:18.479 D	95.16	5.005	13:22:26.219	
6 -	40.731	131.5	27.677	<b>99.5</b>	40.947	127.5	24.772	114.7	2:14.127 (3)	98.24	0.653	13:24:40.346	
7 -	47.661	111.2	30.548	89.2	44.784	114.5	IN PIT		2:42.047 P	81.32	28.573	13:27:22.393	

P4		44 PRO		Harry MANGION				Raceway Motorsport					
IDEAL LAP TIME : 2:14.128		BEST LAP TIME : 2:14.262				DIFFERENCE : 0.134							
LAP	SECTOR 1		SECTOR 2		SECTOR 3		SECTOR 4		LAP TIME	MPH	DIFF	TIME OF DAY	
1 -	49.524	116.3	31.032	92.5	44.583	105.5	26.065	114.7	2:31.204	87.15	16.942	13:13:30.082	
2 -	42.155	130.8	28.722	98.2	41.381	127.3	24.852	115.1	2:17.110	96.11	2.848	13:15:47.192	
3 -	41.001	131.0	27.965	99.4	<b>41.048</b>	<b>127.5</b>	<b>24.634</b>	115.1	2:14.648 (3)	97.86	0.386	13:18:01.840	
4 -	<b>40.705</b>	<b>131.3</b>	<b>27.741</b>	<b>99.5</b>	41.105	<b>127.5</b>	24.711	<b>115.3</b>	<b>2:14.262 (1)</b>	<b>98.14</b>		<b>13:20:16.102</b>	
5 -	40.946	130.8	27.895	99.1	41.170	<b>127.5</b>	24.754	114.7	2:14.765	97.78	0.503	13:22:30.867	
6 -	40.826	131.0	27.938	<b>99.5</b>	41.055	<b>127.5</b>	24.760	114.7	2:14.579 (2)	97.91	0.317	13:24:45.446	
7 -	40.913	130.5	27.765	99.4	41.294	127.3	24.878	114.5	2:14.850	97.72	0.588	13:27:00.296	
8 -	43.045	122.9	29.409	98.3	43.077	125.2	IN PIT		2:28.375 P	88.81	14.113	13:29:28.671	

P5		33 AM		Matt SHAW				Raceway Motorsport					
IDEAL LAP TIME : 2:14.090		BEST LAP TIME : 2:14.271				DIFFERENCE : 0.181							
LAP	SECTOR 1		SECTOR 2		SECTOR 3		SECTOR 4		LAP TIME	MPH	DIFF	TIME OF DAY	
1 -	49.406	125.4	31.207	90.5	44.200	124.2	26.295	113.5	2:31.108	87.20	16.837	13:13:15.242	
2 -	42.241	130.8	28.428	99.5	41.607	126.6	24.724	114.3	2:17.000	96.18	2.729	13:15:32.242	
3 -	41.333	131.0	27.786	<b>99.7</b>	41.088	126.8	24.709	114.3	2:14.916	97.67	0.645	13:17:47.158	
4 -	40.907	131.5	<b>27.703</b>	99.5	41.100	126.8	24.773	<b>114.7</b>	2:14.483	97.98	0.212	13:20:01.641	
5 -	40.938	131.5	27.754	99.4	41.082	<b>127.0</b>	<b>24.617</b>	<b>114.7</b>	2:14.391 (3)	98.05	0.120	13:22:16.032	
6 -	<b>40.786</b>	131.5	27.786	98.8	40.997	<b>127.0</b>	24.704	114.3	2:14.273 (2)	98.14	0.002	13:24:30.305	
7 -	40.823	131.3	27.782	99.1	<b>40.984</b>	126.8	24.682	114.5	<b>2:14.271 (1)</b>	<b>98.14</b>		<b>13:26:44.576</b>	
8 -	41.009	131.8	27.928	98.1	42.059	125.4	26.129	<b>114.7</b>	2:17.125	96.10	2.854	13:29:01.701	
9 -	40.876	<b>132.3</b>	27.987	99.1	41.055	<b>127.0</b>	24.922	114.3	2:14.840	97.72	0.569	13:31:16.541	

# 2024 Protyre Motorsport Ginetta GT Championship

## QUALIFYING - SECTOR ANALYSIS



SECTOR 1 = FL to I1, SECTOR 2 = I1 to I2, SECTOR 3 = I2 to I3, SECTOR 4 = I3 to FL, DIFF = Difference To Personal Best Lap, P = Crossed Finish Line in Pit Lane, D = Time Disallowed

P6		27 PRO		Ben MCKENNA				MDD Racing				
IDEAL LAP TIME : 2:13.954		BEST LAP TIME : 2:14.295				DIFFERENCE : 0.341						
LAP	SECTOR 1		SECTOR 2		SECTOR 3		SECTOR 4		LAP TIME	MPH	DIFF	TIME OF DAY
1 -	49.230	115.5	33.313	75.1	50.267	119.8	25.757	102.9	2:38.567	83.10	24.272	13:13:40.580
2 -	43.177	125.9	28.820	97.9	44.219	98.6	26.503	<b>115.3</b>	2:22.719	92.33	8.424	13:16:03.299
3 -	41.268	<b>130.8</b>	<b>27.743</b>	<b>98.6</b>	<b>40.984</b>	<b>127.0</b>	<b>24.300</b>	114.7	<b>2:14.295 (1)</b>	<b>98.12</b>		<b>13:18:17.594</b>
4 -	<b>40.927</b>	130.0	27.884	98.2	41.075	126.8	24.485	114.7	2:14.371 (2)	98.07	0.076	13:20:31.965
5 -	41.258	129.8	27.838	98.2	41.228	126.6	25.124	115.1	2:15.448 (3)	97.29	1.153	13:22:47.413
6 -	41.437	130.0	27.985	97.8	41.418	126.6	24.722	114.7	2:15.562	97.20	1.267	13:25:02.975
7 -	41.334	130.0	28.075	96.9	44.159	119.8	IN PIT		2:22.764 P	92.30	8.469	13:27:25.739

P7		63 PRO		Conner GARLICK				Xentek Motorsport				
IDEAL LAP TIME : 2:14.449		BEST LAP TIME : 2:14.449				DIFFERENCE : 0.000						
LAP	SECTOR 1		SECTOR 2		SECTOR 3		SECTOR 4		LAP TIME	MPH	DIFF	TIME OF DAY
1 -	54.712	82.5	32.965	84.3	52.960	82.3	27.250	111.8	2:47.887 (3)	78.49	33.438	13:13:53.268
2 -	46.514	107.5	30.502	89.0	49.328	73.5	27.022	<b>115.3</b>	2:33.366 (2)	85.92	18.917	13:16:26.634
3 -	<b>41.240</b>	<b>131.3</b>	<b>27.750</b>	<b>99.2</b>	<b>41.005</b>	<b>127.3</b>	<b>24.454</b>	115.1	<b>2:14.449 (1)</b>	<b>98.01</b>		<b>13:18:41.083</b>
4 -	41.349	131.0	28.629	97.3	44.521	122.4	IN PIT		2:29.933 P	87.89	15.484	13:21:11.016

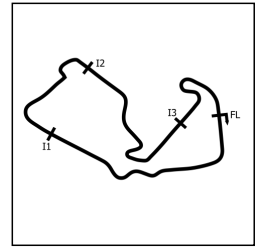
P8		75 AM		Martin THOMAS				Xentek Motorsport				
IDEAL LAP TIME : 2:16.072		BEST LAP TIME : 2:16.379				DIFFERENCE : 0.307						
LAP	SECTOR 1		SECTOR 2		SECTOR 3		SECTOR 4		LAP TIME	MPH	DIFF	TIME OF DAY
1 -	55.153	92.5	33.585	87.9	49.404	86.4	27.779	112.9	2:45.921	79.42	29.542	13:13:58.946
2 -	46.826	99.7	32.000	92.0	45.188	98.8	28.070	113.9	2:32.084	86.64	15.705	13:16:31.030
3 -	43.216	129.5	29.438	95.0	42.879	126.3	25.335	113.7	2:20.868	93.54	4.489	13:18:51.898
4 -	42.426	129.8	28.777	<b>97.5</b>	42.002	<b>127.0</b>	24.991	<b>114.7</b>	2:18.196	95.35	1.817	13:21:10.094
5 -	41.838	130.0	28.528	96.2	41.674	126.8	<b>24.753</b>	113.7	2:16.793 (3)	96.33	0.414	13:23:26.887
6 -	41.685	<b>130.8</b>	28.336	97.1	<b>41.587</b>	126.8	24.771	114.1	<b>2:16.379 (1)</b>	<b>96.62</b>		<b>13:25:43.266</b>
7 -	<b>41.576</b>	130.3	<b>28.156</b>	96.9	41.693	126.8	25.012	114.3	2:16.437 (2)	96.58	0.058	13:27:59.703
8 -	42.156	128.8	29.346	94.7	42.598	126.6	IN PIT		2:23.739 P	91.67	7.360	13:30:23.442

P9		25 AM		Jon KEARNEY				Raceway Motorsport				
IDEAL LAP TIME : 2:16.357		BEST LAP TIME : 2:16.601				DIFFERENCE : 0.244						
LAP	SECTOR 1		SECTOR 2		SECTOR 3		SECTOR 4		LAP TIME	MPH	DIFF	TIME OF DAY
1 -	50.410	107.5	33.492	85.9	46.327	122.2	26.996	112.8	2:37.225	83.81	20.624	13:14:11.037
2 -	47.975	112.0	31.405	91.8	47.052	110.3	27.047	114.7	2:33.479	85.86	16.878	13:16:44.516
3 -	43.252	128.5	28.979	96.6	41.957	<b>127.3</b>	24.970	114.9	2:19.158	94.69	2.557	13:19:03.674
4 -	43.513	130.8	28.518	98.6	41.715	126.8	25.028	114.9	2:18.774	94.95	2.173	13:21:22.448
5 -	41.934	130.8	28.305	<b>98.9</b>	41.566	<b>127.3</b>	<b>24.946</b>	113.9	2:16.751 (3)	96.36	0.150	13:23:39.199
6 -	42.069	130.8	28.519	98.6	41.490	<b>127.3</b>	25.612	114.9	2:17.690	95.70	1.089	13:25:56.889
7 -	41.869	130.5	28.391	<b>98.9</b>	<b>41.350</b>	127.0	25.110	114.7	2:16.720 (2)	96.38	0.119	13:28:13.609
8 -	<b>41.759</b>	<b>131.8</b>	<b>28.302</b>	98.3	41.528	126.8	25.012	<b>115.1</b>	<b>2:16.601 (1)</b>	<b>96.46</b>		<b>13:30:30.210</b>

P10		22 AM		Peter MANGION				Raceway Motorsport				
IDEAL LAP TIME : 2:16.637		BEST LAP TIME : 2:16.637				DIFFERENCE : 0.000						
LAP	SECTOR 1		SECTOR 2		SECTOR 3		SECTOR 4		LAP TIME	MPH	DIFF	TIME OF DAY
1 -	49.375	125.4	32.480	91.8	44.563	126.3	25.987	114.9	2:32.405 (3)	86.46	15.768	13:13:24.248
2 -	42.684	131.3	28.843	98.2	41.905	<b>128.3</b>	25.173	<b>115.5</b>	2:18.605 (2)	95.07	1.968	13:15:42.853
3 -	<b>41.712</b>	<b>132.3</b>	<b>28.557</b>	<b>98.8</b>	<b>41.246</b>	127.8	<b>25.122</b>	114.9	<b>2:16.637 (1)</b>	<b>96.44</b>		<b>13:17:59.490</b>
4 -	<b>41.712</b>	130.8	28.753	97.5	43.954	123.5	IN PIT		2:26.304 P	90.07	9.667	13:20:25.794
5 -	OUTLAP	129.5	29.202	97.8	41.903	127.0	25.659	114.3	4:47.325	45.86	2:30.688	13:25:13.119
6 -	41.877	131.0	28.776	98.2	42.610	126.1	IN PIT		2:29.393 P	88.20	12.756	13:27:42.512

# 2024 Protyre Motorsport Ginetta GT Championship

## QUALIFYING - SECTOR ANALYSIS



SECTOR 1 = FL to I1, SECTOR 2 = I1 to I2 SECTOR 3 = I2 to I3, SECTOR 4 = I3 to FL, DIFF = Difference To Personal Best Lap, P = Crossed Finish Line in Pit Lane, D = Time Disallowed

P11		56 AM		Dan REEVE				W2R				
IDEAL LAP TIME : 2:19.458		BEST LAP TIME : 2:19.643				DIFFERENCE : 0.185						
LAP	SECTOR 1		SECTOR 2		SECTOR 3		SECTOR 4		LAP TIME	MPH	DIFF	TIME OF DAY
1 -	50.198	114.9	33.825	84.5	48.385	120.0	28.315	112.2	2:40.723	81.99	21.080	13:14:04.552
2 -	46.547	125.6	31.865	89.2	45.735	123.1	27.545	112.8	2:31.692	86.87	12.049	13:16:36.244
3 -	45.128	128.3	30.437	96.1	44.328	124.7	26.653	112.4	2:26.546	89.92	6.903	13:19:02.790
4 -	44.425	124.2	30.303	97.5	43.458	124.7	26.041	<b>113.7</b>	2:24.227	91.36	4.584	13:21:27.017
5 -	43.344	129.0	29.131	97.1	42.734	<b>124.9</b>	<b>25.662</b>	112.8	2:20.871	93.54	1.228	13:23:47.888
6 -	42.977	<b>129.5</b>	29.061	<b>97.6</b>	42.636	124.2	26.104	112.9	2:20.778 <b>(3)</b>	93.60	1.135	13:26:08.666
7 -	42.542	<b>129.5</b>	<b>28.781</b>	96.8	43.042	123.8	25.986	112.9	2:20.351 <b>(2)</b>	93.89	0.708	13:28:29.017
<b>8 -</b>	<b>42.491</b>	<b>129.5</b>	28.854	97.1	<b>42.524</b>	124.0	25.774	113.3	<b>2:19.643 (1)</b>	<b>94.36</b>		<b>13:30:48.660</b>





# 2024 Protyre Motorsport Ginetta GT Championship

## QUALIFYING - BEST SPEEDS

POS	INTERMEDIATE 1			INTERMEDIATE 2			INTERMEDIATE 3			FINISH LINE		
	NO	NAME	MPH	NO	NAME	MPH	NO	NAME	MPH	NO	NAME	MPH
1	33	SHAW	132.3	33	SHAW	99.7	22	MANGION	128.3	71	GARLICK	115.9
2	22	MANGION	132.3	57	WHITE	99.5	24	DOUGLASS	128.0	57	WHITE	115.5
3	71	GARLICK	131.8	44	MANGION	99.5	57	WHITE	127.8	22	MANGION	115.5
4	57	WHITE	131.8	24	DOUGLASS	99.4	71	GARLICK	127.5	24	DOUGLASS	115.3
5	25	KEARNEY	131.8	63	GARLICK	99.2	44	MANGION	127.5	44	MANGION	115.3
6	24	DOUGLASS	131.3	71	GARLICK	99.1	63	GARLICK	127.3	27	MCKENNA	115.3
7	44	MANGION	131.3	25	KEARNEY	98.9	25	KEARNEY	127.3	63	GARLICK	115.3
8	63	GARLICK	131.3	22	MANGION	98.8	33	SHAW	127.0	25	KEARNEY	115.1
9	27	MCKENNA	130.8	27	MCKENNA	98.6	27	MCKENNA	127.0	33	SHAW	114.7
10	75	THOMAS	130.8	56	REEVE	97.6	75	THOMAS	127.0	75	THOMAS	114.7
11	56	REEVE	129.5	75	THOMAS	97.5	56	REEVE	124.9	56	REEVE	113.7

# 2024 Protyre Motorsport Ginetta GT Championship

## QUALIFYING - STATISTICS

**Competitors Started** 11  
**Planned Start** 2024-04-27 @ 13:15:00.000  
**Actual Start** 2024-04-27 @ 13:10:20.951  
**Finish Time** 2024-04-27 @ 13:30:20.666  
**Track Length** 3.6604mi.  
**Total Laps** 78  
**Total Distance Covered** 285.5188mi.

### Session Fastest Lap History

NO	CL	NAME	LAP TIME	TIME OF DAY	LAP	VEHICLE
33	AM	<b>Matt SHAW</b>	<b>2:31.108</b>	13:13:15.236	1	Raceway Motorsport
33	AM	<b>Matt SHAW</b>	<b>2:17.000</b>	13:15:32.235	2	Raceway Motorsport
33	AM	<b>Matt SHAW</b>	<b>2:14.916</b>	13:17:47.151	3	Raceway Motorsport
57	AM	<b>Nick WHITE</b>	<b>2:13.708</b>	13:17:54.269	3	Raceway Motorsport
57	AM	<b>Nick WHITE</b>	<b>2:13.474</b>	13:20:07.743	4	Raceway Motorsport
71	PRO	<b>Luke GARLICK</b>	<b>2:13.286</b>	13:20:56.535	4	Xentek Motorsport

### Flag History

TYPE	TIME OF DAY
GREEN	13:10:20.951
FINISH	13:30:20.666

### Flag Statistics

TYPE	COUNT	TOTAL LAPS	TOTAL TIME
Green	1	9	24:46.665
Red	0	0	0.000
Safety Car	0	0	0.000
FCY	0	0	0.000

# 2024 Protyre Motorsport Ginetta GT Championship

## QUALIFYING - STATISTICS

CLASS : PRO

5 Starters

### Fastest Lap History

NO	NAME	LAP TIME	TIME OF DAY	LAP	VEHICLE
44	Harry MANGION	<b>2:31.204</b>	13:13:30.074	1	Raceway Motorsport
44	Harry MANGION	<b>2:17.110</b>	13:15:47.185	2	Raceway Motorsport
44	Harry MANGION	<b>2:14.648</b>	13:18:01.833	3	Raceway Motorsport
27	Ben MCKENNA	<b>2:14.295</b>	13:18:17.601	3	MDD Racing
44	Harry MANGION	<b>2:14.262</b>	13:20:16.095	4	Raceway Motorsport
71	Luke GARLICK	<b>2:13.286</b>	13:20:56.535	4	Xentek Motorsport

## 2024 Protyre Motorsport Ginetta GT Championship

### QUALIFYING - STATISTICS

CLASS : AM

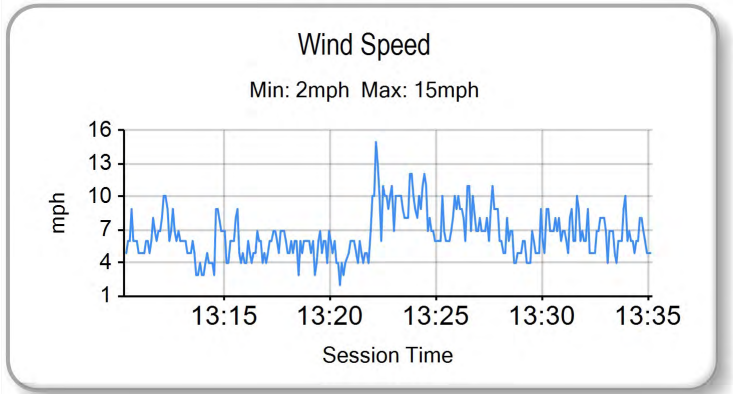
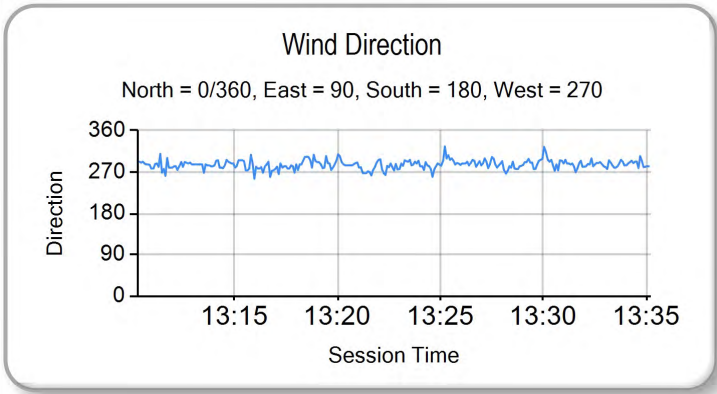
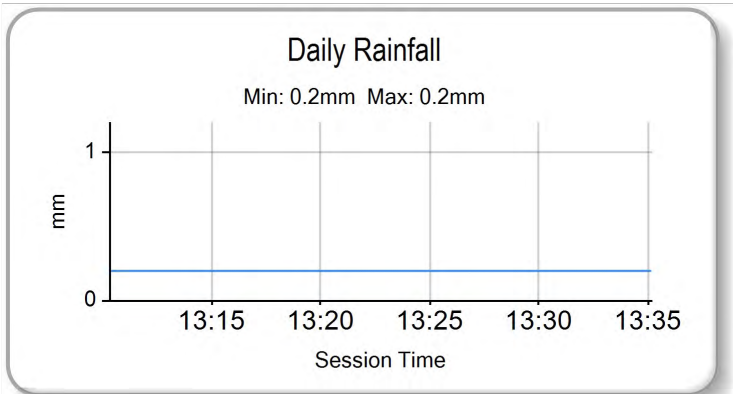
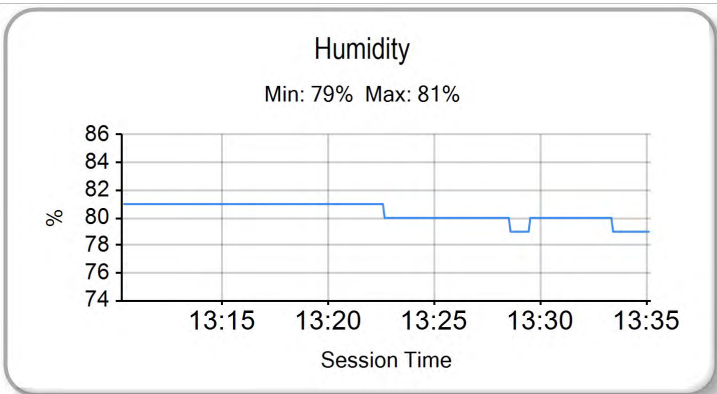
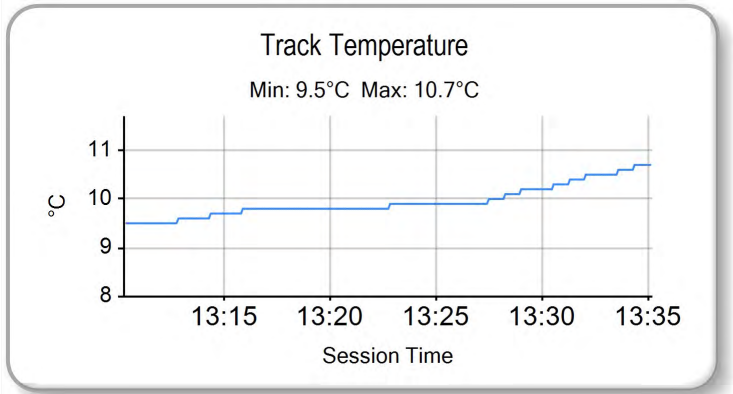
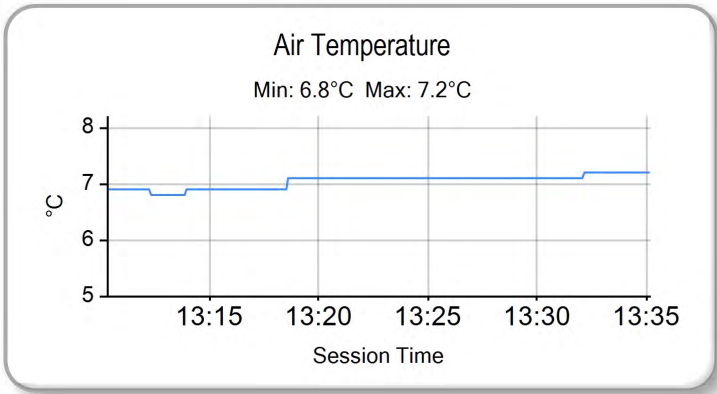
6 Starters

#### Fastest Lap History

NO	NAME	LAP TIME	TIME OF DAY	LAP	VEHICLE
33	Matt SHAW	<b>2:31.108</b>	13:13:15.236	1	Raceway Motorsport
33	Matt SHAW	<b>2:17.000</b>	13:15:32.235	2	Raceway Motorsport
33	Matt SHAW	<b>2:14.916</b>	13:17:47.151	3	Raceway Motorsport
57	Nick WHITE	<b>2:13.708</b>	13:17:54.269	3	Raceway Motorsport
57	Nick WHITE	<b>2:13.474</b>	13:20:07.743	4	Raceway Motorsport

# 2024 Protyre Motorsport Ginetta GT Championship

## QUALIFYING - WEATHER CONDITIONS



**2024 Protyre Motorsport Ginetta GT Championship**  
**RACE 1 - ROUND 4 - GRID (25 minutes)**

ROW 6	11	2:19.643	56	Dan REEVE	
ROW 5	9	2:16.601	25	Jon KEARNEY	10
					2:16.637
					Peter MANGION
ROW 4	7	2:14.449	63	Conner GARLICK	8
					2:16.379
					Martin THOMAS
ROW 3	5	2:14.271	33	Matt SHAW	6
					2:14.295
					Ben MCKENNA
ROW 2	3	2:13.474	57	Nick WHITE	4
					2:14.262
					Harry MANGION
ROW 1	1	2:13.286	71	Luke GARLICK	2
					2:13.428
					Mckenzie DOUGLASS
<b>Pole</b>					

These results are provisional until the conclusion of any judicial and technical matters.

Silverstone GP: 3.6604 miles

Clerk Of Course: Paul Levitt	Stewards:	Timekeeper: Gethin Rees	
------------------------------	-----------	-------------------------	--

Results can be found at [www.tsl-timing.com](http://www.tsl-timing.com)

Printed - 13:40 Saturday, 27 April 2024

## 2024 Protyre Motorsport Ginetta GT Championship

### RACE 1 - ROUND 4 - CLASSIFICATION

Race Distance: 12 Laps / 43.92 miles

POS	NO	CL	PIC	NAME	NAT	ENTRY	LAPS	TIME	GAP	DIFF	MPH	BEST	ON	GRD	↑↓
1	71	PRO	1	Luke GARLICK	GBR	Xentek Motorsport	12	26:59.620			97.63	2:14.182	4	1	0
2	24	PRO	2	Mckenzie DOUGLASS	GBR	Fox Motorsport	12	27:01.928	2.308	2.308	97.49	2:14.611	3	2	0
3	57	AM	1	Nick WHITE	GBR	Raceway Motorsport	12	27:06.638	7.018	4.710	97.21	2:14.644	3	3	0
4	63	PRO	3	Conner GARLICK	GBR	Xentek Motorsport	12	27:08.137	8.517	1.499	97.12	2:14.515	4	7	3
5	33	AM	2	Matt SHAW	GBR	Raceway Motorsport	12	27:11.154	11.534	3.017	96.94	2:14.795	4	5	0
6	44	PRO	4	Harry MANGION	GBR	Raceway Motorsport	12	27:12.404	12.784	1.250	96.87	2:14.944	5	4	-2
7	27*	PRO	5	Ben MCKENNA	GBR	MDD Racing	12	27:12.905	13.285	0.501	96.84	2:14.603	3	6	-1
8	25	AM	3	Jon KEARNEY	GBR	Raceway Motorsport	12	27:34.666	35.046	21.761	95.56	2:16.574	4	9	1
9	22	AM	4	Peter MANGION	GBR	Raceway Motorsport	12	27:47.528	47.908	12.862	94.83	2:17.997	2	10	1
10	75	AM	5	Martin THOMAS	GBR	Xentek Motorsport	12	27:47.805	48.185	0.277	94.81	2:17.213	3	8	-2
11	56	AM	6	Dan REEVE	GBR	W2R	12	28:28.359	1:28.739	40.554	92.56	2:20.060	5	11	0

#### FASTEST LAP

71	PRO	Luke GARLICK	GBR	Xentek Motorsport	4	2:14.182	98.20 mph	158.05 kph
57	AM	Nick WHITE	GBR	Raceway Motorsport	3	2:14.644	97.87 mph	157.50 kph

#### Comments:

\*Car 27 - 5 second time penalty for exceeding track limits

Weather / Track : Overcast / Dry

These results are provisional until the conclusion of any judicial and technical matters.

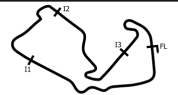
Date: 27/04/2024 Start: 17:30 Finish: 17:57

Silverstone GP: 3.6604 miles

Clerk Of Course: Paul Levitt

Stewards:

Timekeeper: Gethin Rees



Results can be found at [www.tsl-timing.com](http://www.tsl-timing.com)

Printed - 18:05 Saturday, 27 April 2024

# 2024 Protyre Motorsport Ginetta GT Championship

## RACE 1 - ROUND 4 - LAP CHART

LAP 1 @ 17:33:01.711			LAP 2 @ 17:35:16.204			LAP 3 @ 17:37:30.538			LAP 4 @ 17:39:44.720			LAP 5 @ 17:41:58.943		
NO	BEHIND	LAP TIME	NO	BEHIND	LAP TIME	NO	BEHIND	LAP TIME	NO	BEHIND	LAP TIME	NO	BEHIND	LAP TIME
71		2:15.962	71		2:14.493	71		2:14.334	71		2:14.182	71		2:14.223
24	0.339	2:16.301	24	0.487	2:14.641	24	0.764	2:14.611	24	1.404	2:14.822	24	2.009	2:14.828
57	1.285	2:17.247	57	1.669	2:14.877	57	1.979	2:14.644	57	2.587	2:14.790	57	3.199	2:14.835
27	1.681	2:17.643	27	2.964	2:15.776	27	3.233	2:14.603	27	3.690	2:14.639	27	5.368	2:15.901
63	3.531	2:19.493	63	3.951	2:14.913	63	4.166	2:14.549	63	4.499	2:14.515	63	5.459	2:15.183
33	4.128	2:20.090	33	4.712	2:15.077	33	5.440	2:15.062	33	6.053	2:14.795	33	6.777	2:14.947
25	4.945	2:20.907	44	7.626	2:15.957	44	8.541	2:15.249	44	9.785	2:15.426	44	10.506	2:14.944
44	6.162	2:22.124	25	8.581	2:18.129	25	11.007	2:16.760	25	13.399	2:16.574	25	16.101	2:16.925
22	6.741	2:22.703	22	10.245	2:17.997	22	14.207	2:18.296	22	18.709	2:18.684	22	22.926	2:18.440
75	8.408	2:24.370	75	11.859	2:17.944	75	14.738	2:17.213	75	19.242	2:18.686	75	23.286	2:18.267
56	11.876	2:27.838	56	18.966	2:21.583	56	25.413	2:20.781	56	32.690	2:21.459	56	38.527	2:20.060



# 2024 Protyre Motorsport Ginetta GT Championship

## RACE 1 - ROUND 4 - LAP CHART

LAP 6 @ 17:44:13.453			LAP 7 @ 17:46:28.233			LAP 8 @ 17:48:43.601			LAP 9 @ 17:50:58.983			LAP 10 @ 17:53:14.203		
NO	BEHIND	LAP TIME	NO	BEHIND	LAP TIME	NO	BEHIND	LAP TIME	NO	BEHIND	LAP TIME	NO	BEHIND	LAP TIME
71		2:14.510	71		2:14.780	71		2:15.368	71		2:15.382	71		2:15.220
24	2.492	2:14.993	24	2.845	2:15.133	24	2.959	2:15.482	24	2.697	2:15.120	24	2.803	2:15.326
57	3.928	2:15.239	57	5.137	2:15.989	57	5.244	2:15.475	57	5.587	2:15.725	57	6.715	2:16.348
27	5.833	2:14.975	27	6.961	2:15.908	27	7.400	2:15.807	27	7.693	2:15.675	27	8.538	2:16.065
63	6.490	2:15.541	63	7.301	2:15.591	63	8.117	2:16.184	63	8.174	2:15.439	63	9.089	2:16.135
33	7.545	2:15.278	33	8.457	2:15.692	33	8.786	2:15.697	33	8.987	2:15.583	33	9.874	2:16.107
44	11.459	2:15.463	44	12.093	2:15.414	44	12.031	2:15.306	44	12.246	2:15.597	44	12.342	2:15.316
25	18.813	2:17.222	25	21.020	2:16.987	25	24.661	2:19.009	25	27.201	2:17.922	25	29.398	2:17.417
22	26.818	2:18.402	22	30.212	2:18.174	22	33.210	2:18.366	22	36.477	2:18.649	22	39.897	2:18.640
75	27.206	2:18.430	75	30.661	2:18.235	75	33.602	2:18.309	75	36.928	2:18.708	75	40.102	2:18.394
56	45.603	2:21.586	56	51.987	2:21.164	56	58.634	2:22.015	56	1:05.828	2:22.576	56	1:14.356	2:23.748

# 2024 Protyre Motorsport Ginetta GT Championship

## RACE 1 - ROUND 4 - LAP CHART

LAP 11 @ 17:55:29.693			LAP 12 @ 17:57:45.369		
NO	BEHIND	LAP TIME	NO	BEHIND	LAP TIME
71		2:15.490	71		2:15.676
24	2.559	2:15.246	24	2.308	2:15.425
57	7.085	2:15.860	57	7.018	2:15.609
27	8.302	2:15.254	27	8.285	2:15.659
63	9.021	2:15.422	63	8.517	2:15.172
33	10.179	2:15.795	33	11.534	2:17.031
44	12.616	2:15.764	44	12.784	2:15.844
25	32.636	2:18.728	25	35.046	2:18.086
22	43.516	2:19.109	22	47.908	2:20.068
75	44.109	2:19.497	75	48.185	2:19.752
56	1:21.225	2:22.359	56	1:28.739	2:23.190

# 2024 Protyre Motorsport Ginetta GT Championship

## RACE 1 - ROUND 4 - POSITION CHART WITH INTERMEDIATES

No	Name	Lap		Intermediates																																
		Pos	L0 - Int1-M	L0 - Int2-M	L0 - Int3-M	L1 - Finish	L1 - Int1-M	L1 - Int2-M	L1 - Int3-M	L2 - Finish	L2 - Int1-M	L2 - Int2-M	L2 - Int3-M	L3 - Finish	L3 - Int1-M	L3 - Int2-M	L3 - Int3-M	L4 - Finish	L4 - Int1-M	L4 - Int2-M	L4 - Int3-M	L5 - Finish	L5 - Int1-M	L5 - Int2-M	L5 - Int3-M	L6 - Finish	L6 - Int1-M	L6 - Int2-M	L6 - Int3-M	L7 - Finish	L7 - Int1-M	L7 - Int2-M	L7 - Int3-M	L8 - Finish		
71	GARLICK	1	71	71	71	71	71	71	71	71	71	71	71	71	71	71	71	71	71	71	71	71	71	71	71	71	71	71	71	71	71	71	71	71	71	71
24	DOUGLASS	2	24	24	24	24	24	24	24	24	24	24	24	24	24	24	24	24	24	24	24	24	24	24	24	24	24	24	24	24	24	24	24	24	24	24
57	WHITE	3	57	57	57	57	57	57	57	57	57	57	57	57	57	57	57	57	57	57	57	57	57	57	57	57	57	57	57	57	57	57	57	57	57	57
44	MANGION	4	27	27	27	27	27	27	27	27	27	27	27	27	27	27	27	27	27	27	27	27	27	27	27	27	27	27	27	27	27	27	27	27	27	27
33	SHAW	5	33	33	63	63	63	63	63	63	63	63	63	63	63	63	63	63	63	63	63	63	63	63	63	63	63	63	63	63	63	63	63	63	63	63
27	MCKENNA	6	63	63	33	33	33	33	33	33	33	33	33	33	33	33	33	33	33	33	33	33	33	33	33	33	33	33	33	33	33	33	33	33	33	33
63	GARLICK	7	25	25	25	25	25	25	44	44	44	44	44	44	44	44	44	44	44	44	44	44	44	44	44	44	44	44	44	44	44	44	44	44	44	44
75	THOMAS	8	75	22	44	44	44	44	25	25	25	25	25	25	25	25	25	25	25	25	25	25	25	25	25	25	25	25	25	25	25	25	25	25	25	25
25	KEARNEY	9	22	44	22	22	22	22	22	22	22	22	22	22	22	22	22	22	22	22	22	22	22	22	22	22	22	22	22	22	22	22	22	22	22	22
22	MANGION	10	44	75	75	75	75	75	75	75	75	75	75	75	75	75	75	75	75	75	75	75	75	75	75	75	75	75	75	75	75	75	75	75	75	75
56	REEVE	11	56	56	56	56	56	56	56	56	56	56	56	56	56	56	56	56	56	56	56	56	56	56	56	56	56	56	56	56	56	56	56	56	56	56

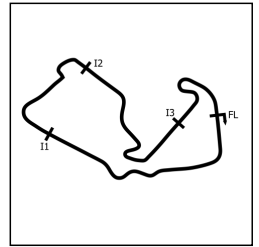
# 2024 Protyre Motorsport Ginetta GT Championship

## RACE 1 - ROUND 4 - POSITION CHART WITH INTERMEDIATES

No	Name	Lap		Intermediates															
		Pos	L8 - Int1-M	L8 - Int2-M	L8 - Int3-M	L9 - Finish	L9 - Int1-M	L9 - Int2-M	L9 - Int3-M	L10 - Finish	L10 - Int1-M	L10 - Int2-M	L10 - Int3-M	L11 - Finish	L11 - Int1-M	L11 - Int2-M	L11 - Int3-M	L12 - Finish	
71	GARLICK	1	71	71	71	71	71	71	71	71	71	71	71	71	71	71	71	71	71
24	DOUGLASS	2	24	24	24	24	24	24	24	24	24	24	24	24	24	24	24	24	24
57	WHITE	3	57	57	57	57	57	57	57	57	57	57	57	57	57	57	57	57	57
44	MANGION	4	27	27	27	27	27	27	27	27	27	27	27	27	27	27	27	27	27
33	SHAW	5	63	63	63	63	63	63	63	63	63	63	63	63	63	63	63	63	63
27	MCKENNA	6	33	33	33	33	33	33	33	33	33	33	33	33	33	33	33	33	33
63	GARLICK	7	44	44	44	44	44	44	44	44	44	44	44	44	44	44	44	44	44
75	THOMAS	8	25	25	25	25	25	25	25	25	25	25	25	25	25	25	25	25	25
25	KEARNEY	9	22	22	22	22	22	22	22	22	22	22	22	22	22	22	22	22	22
22	MANGION	10	75	75	75	75	75	75	75	75	75	75	75	75	75	75	75	75	75
56	REEVE	11	56	56	56	56	56	56	56	56	56	56	56	56	56	56	56	56	56

# 2024 Protyre Motorsport Ginetta GT Championship

## RACE 1 - ROUND 4 - SECTOR ANALYSIS



SECTOR 1 = FL to I1, SECTOR 2 = I1 to I2 SECTOR 3 = I2 to I3, SECTOR 4 = I3 to FL, DIFF = Difference To Personal Best Lap, P = Crossed Finish Line in Pit Lane, D = Time Disallowed

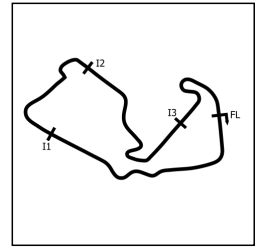
P1		71 PRO		Luke GARLUCK				Xentek Motorsport					
IDEAL LAP TIME : 2:14.022		BEST LAP TIME : 2:14.182				DIFFERENCE : 0.160							
LAP	SECTOR 1	SECTOR 2	SECTOR 3	SECTOR 4	LAP TIME	MPH	DIFF	TIME OF DAY					
1 -		129.8	28.387	98.3	41.342	125.9	24.658	114.9	2:15.962	96.92	1.780	17:33:01.711	
2 -	40.969	130.8	27.939	98.9	40.993	<b>126.3</b>	<b>24.592</b>	<b>115.1</b>	2:14.493	97.98	0.311	17:35:16.204	
3 -	<b>40.695</b>	131.0	27.941	98.8	41.030	126.1	24.668	<b>115.1</b>	2:14.334	(3)	98.09	0.152	17:37:30.538
4 -	40.806	<b>131.8</b>	<b>27.787</b>	<b>99.1</b>	<b>40.948</b>	125.9	24.641	114.7	<b>2:14.182</b>	(1)	<b>98.20</b>		<b>17:39:44.720</b>
5 -	40.720	131.3	27.821	98.9	41.011	125.9	24.671	<b>115.1</b>	2:14.223	(2)	98.17	0.041	17:41:58.943
6 -	40.701	131.5	27.842	98.3	41.206	<b>126.3</b>	24.761	114.9	2:14.510		97.96	0.328	17:44:13.453
7 -	40.791	131.3	27.942	98.5	41.263	<b>126.3</b>	24.784	114.7	2:14.780		97.77	0.598	17:46:28.233
8 -	40.935	131.3	28.026	98.3	41.442	125.9	24.965	114.9	2:15.368		97.34	1.186	17:48:43.601
9 -	40.993	131.3	28.142	98.8	41.428	126.1	24.819	<b>115.1</b>	2:15.382		97.33	1.200	17:50:58.983
10 -	41.025	131.3	28.016	98.2	41.389	126.1	24.790	114.7	2:15.220		97.45	1.038	17:53:14.203
11 -	41.096	131.3	28.051	98.8	41.402	126.1	24.941	114.5	2:15.490		97.26	1.308	17:55:29.693
12 -	41.178	131.3	28.176	98.8	41.427	<b>126.3</b>	24.895	114.3	2:15.676		97.12	1.494	17:57:45.369

P2		24 PRO		Mckenzie DOUGLASS				Fox Motorsport					
IDEAL LAP TIME : 2:14.358		BEST LAP TIME : 2:14.611				DIFFERENCE : 0.253							
LAP	SECTOR 1	SECTOR 2	SECTOR 3	SECTOR 4	LAP TIME	MPH	DIFF	TIME OF DAY					
1 -		<b>131.5</b>	28.376	<b>98.8</b>	41.455	126.3	24.628	115.1	2:16.301	96.68	1.690	17:33:02.050	
2 -	41.212	131.3	<b>27.879</b>	98.3	<b>41.004</b>	<b>128.0</b>	<b>24.546</b>	<b>115.9</b>	2:14.641	(2)	97.87	0.030	17:35:16.691
3 -	41.050	131.0	27.927	98.6	41.035	<b>128.0</b>	24.599	114.7	<b>2:14.611</b>	(1)	<b>97.89</b>		<b>17:37:31.302</b>
4 -	<b>40.929</b>	<b>131.5</b>	28.037	98.5	41.183	127.5	24.673	114.7	2:14.822	(3)	97.74	0.211	17:39:46.124
5 -	41.048	131.3	28.016	98.2	41.085	127.5	24.679	115.3	2:14.828		97.73	0.217	17:42:00.952
6 -	41.045	<b>131.5</b>	28.123	98.2	41.120	127.8	24.705	114.9	2:14.993		97.61	0.382	17:44:15.945
7 -	41.097	<b>131.5</b>	28.129	98.5	41.178	127.3	24.729	114.5	2:15.133		97.51	0.522	17:46:31.078
8 -	41.357	131.0	28.175	98.1	41.186	127.0	24.764	114.9	2:15.482		97.26	0.871	17:48:46.560
9 -	41.186	131.3	28.159	97.5	41.158	127.3	24.617	115.1	2:15.120		97.52	0.509	17:51:01.680
10 -	41.188	131.3	28.219	98.1	41.198	127.5	24.721	114.9	2:15.326		97.37	0.715	17:53:17.006
11 -	41.142	<b>131.5</b>	28.204	98.3	41.084	127.8	24.816	114.9	2:15.246		97.43	0.635	17:55:32.252
12 -	41.244	131.3	28.177	97.9	41.220	127.8	24.784	114.7	2:15.425		97.30	0.814	17:57:47.677

P3		57 AM		Nick WHITE				Raceway Motorsport					
IDEAL LAP TIME : 2:14.481		BEST LAP TIME : 2:14.644				DIFFERENCE : 0.163							
LAP	SECTOR 1	SECTOR 2	SECTOR 3	SECTOR 4	LAP TIME	MPH	DIFF	TIME OF DAY					
1 -		132.3	28.496	97.9	41.647	127.3	24.744	115.1	2:17.247	96.01	2.603	17:33:02.996	
2 -	41.022	<b>133.1</b>	28.082	98.9	41.163	127.8	<b>24.610</b>	<b>115.9</b>	2:14.877		97.70	0.233	17:35:17.873
3 -	<b>40.875</b>	132.8	<b>27.894</b>	99.1	41.189	<b>128.0</b>	24.686	115.3	<b>2:14.644</b>	(1)	<b>97.87</b>		<b>17:37:32.517</b>
4 -	40.993	132.6	28.000	98.9	41.171	127.5	24.626	115.3	2:14.790	(2)	97.76	0.146	17:39:47.307
5 -	40.929	132.8	28.084	98.8	<b>41.102</b>	127.8	24.720	115.3	2:14.835	(3)	97.73	0.191	17:42:02.142
6 -	40.944	<b>133.1</b>	28.069	98.9	41.324	127.8	24.902	115.5	2:15.239		97.44	0.595	17:44:17.381
7 -	41.193	132.3	28.290	<b>99.2</b>	41.594	127.3	24.912	114.9	2:15.989		96.90	1.345	17:46:33.370
8 -	41.168	132.6	28.118	98.1	41.376	127.3	24.813	115.5	2:15.475		97.27	0.831	17:48:48.845
9 -	41.320	132.6	28.051	98.8	41.507	127.3	24.847	115.1	2:15.725		97.09	1.081	17:51:04.570
10 -	41.277	132.3	28.357	98.6	41.614	127.0	25.100	115.3	2:16.348		96.64	1.704	17:53:20.918
11 -	41.252	132.1	28.236	98.3	41.498	127.3	24.874	115.3	2:15.860		96.99	1.216	17:55:36.778
12 -	41.005	132.6	28.219	98.6	41.481	127.0	24.904	115.3	2:15.609		97.17	0.965	17:57:52.387

# 2024 Protyre Motorsport Ginetta GT Championship

## RACE 1 - ROUND 4 - SECTOR ANALYSIS



SECTOR 1 = FL to I1, SECTOR 2 = I1 to I2, SECTOR 3 = I2 to I3, SECTOR 4 = I3 to FL, DIFF = Difference To Personal Best Lap, P = Crossed Finish Line in Pit Lane, D = Time Disallowed

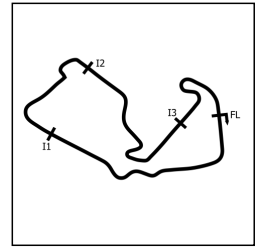
P4		63 PRO		Conner GARLICK				Xentek Motorsport				
IDEAL LAP TIME : 2:14.300		BEST LAP TIME : 2:14.515				DIFFERENCE : 0.215						
LAP	SECTOR 1	SECTOR 2		SECTOR 3		SECTOR 4		LAP TIME	MPH	DIFF	TIME OF DAY	
1 -		131.0	29.232	97.9	41.699	126.1	24.693	115.3	2:19.493	94.46	4.978	17:33:05.242
2 -	41.011	131.3	27.927	98.6	41.463	127.0	<b>24.512</b>	115.7	2:14.913 (3)	97.67	0.398	17:35:20.155
3 -	41.027	131.3	<b>27.848</b>	98.9	41.144	127.8	24.530	115.5	2:14.549 (2)	97.94	0.034	17:37:34.704
4 -	<b>40.814</b>	131.8	27.947	98.9	<b>41.126</b>	127.8	24.628	114.7	<b>2:14.515 (1)</b>	<b>97.96</b>		<b>17:39:49.219</b>
5 -	40.912	132.8	27.988	99.1	41.280	<b>129.8</b>	25.003	<b>116.6</b>	2:15.183	97.48	0.668	17:42:04.402
6 -	41.509	132.1	28.052	99.1	41.222	128.0	24.758	115.7	2:15.541	97.22	1.026	17:44:19.943
7 -	40.907	132.3	27.968	98.9	41.620	127.8	25.096	115.5	2:15.591	97.18	1.076	17:46:35.534
8 -	41.138	<b>133.6</b>	28.199	98.9	41.632	128.5	25.215	114.3	2:16.184	96.76	1.669	17:48:51.718
9 -	41.285	132.3	28.131	98.8	41.264	128.3	24.759	116.1	2:15.439	97.29	0.924	17:51:07.157
10 -	41.145	133.4	28.570	98.8	41.682	128.0	24.738	115.9	2:16.135	96.79	1.620	17:53:23.292
11 -	41.248	132.8	28.078	<b>99.4</b>	41.460	128.0	24.636	115.7	2:15.422	97.30	0.907	17:55:38.714
12 -	40.945	133.1	28.010	99.2	41.540	128.8	24.677	<b>116.6</b>	2:15.172	97.48	0.657	17:57:53.886

P5		33 AM		Matt SHAW				Raceway Motorsport				
IDEAL LAP TIME : 2:14.527		BEST LAP TIME : 2:14.795				DIFFERENCE : 0.268						
LAP	SECTOR 1	SECTOR 2		SECTOR 3		SECTOR 4		LAP TIME	MPH	DIFF	TIME OF DAY	
1 -		130.3	29.174	98.1	42.207	127.8	24.938	115.7	2:20.090	94.06	5.295	17:33:05.839
2 -	40.982	133.4	<b>27.890</b>	<b>99.1</b>	41.436	<b>128.8</b>	<b>24.769</b>	<b>116.3</b>	2:15.077	97.55	0.282	17:35:20.916
3 -	41.010	133.4	27.929	<b>99.1</b>	41.172	128.3	24.951	115.5	2:15.062 (3)	97.56	0.267	17:37:35.978
4 -	<b>40.768</b>	132.6	27.964	98.8	41.177	128.0	24.886	115.5	<b>2:14.795 (1)</b>	<b>97.76</b>		<b>17:39:50.773</b>
5 -	40.858	133.1	28.084	98.9	<b>41.100</b>	127.8	24.905	115.7	2:14.947 (2)	97.65	0.152	17:42:05.720
6 -	41.079	<b>133.6</b>	28.141	98.9	41.199	128.0	24.859	115.7	2:15.278	97.41	0.483	17:44:20.998
7 -	41.197	133.1	28.163	98.5	41.302	127.3	25.030	115.3	2:15.692	97.11	0.897	17:46:36.690
8 -	41.034	133.4	28.416	98.6	41.255	128.0	24.992	115.9	2:15.697	97.11	0.902	17:48:52.387
9 -	41.180	133.4	28.282	<b>99.1</b>	41.255	128.3	24.866	115.7	2:15.583	97.19	0.788	17:51:07.970
10 -	41.357	132.6	28.434	98.3	41.263	128.5	25.053	115.7	2:16.107	96.81	1.312	17:53:24.077
11 -	41.187	133.4	28.455	98.8	41.207	128.5	24.946	115.7	2:15.795	97.04	1.000	17:55:39.872
12 -	41.715	132.8	28.560	98.6	41.500	127.5	25.256	115.1	2:17.031	96.16	2.236	17:57:56.903

P6		44 PRO		Harry MANGION				Raceway Motorsport				
IDEAL LAP TIME : 2:14.839		BEST LAP TIME : 2:14.944				DIFFERENCE : 0.105						
LAP	SECTOR 1	SECTOR 2		SECTOR 3		SECTOR 4		LAP TIME	MPH	DIFF	TIME OF DAY	
1 -		112.5	29.302	98.3	42.267	<b>127.3</b>	24.936	115.3	2:22.124	92.72	7.180	17:33:07.873
2 -	41.342	130.8	28.240	98.3	41.499	126.8	24.876	<b>115.9</b>	2:15.957	96.92	1.013	17:35:23.830
3 -	41.014	131.5	<b>27.996</b>	98.9	41.495	126.6	<b>24.744</b>	115.3	2:15.249 (2)	97.43	0.305	17:37:39.079
4 -	41.145	130.8	28.001	98.5	41.474	126.8	24.806	114.9	2:15.426	97.30	0.482	17:39:54.505
5 -	41.001	131.5	28.042	98.9	<b>41.122</b>	126.6	24.779	115.5	<b>2:14.944 (1)</b>	<b>97.65</b>		<b>17:42:09.449</b>
6 -	41.102	131.3	28.185	98.5	41.343	126.8	24.833	115.1	2:15.463	97.27	0.519	17:44:24.912
7 -	41.163	131.5	28.098	<b>99.1</b>	41.223	126.8	24.930	114.7	2:15.414	97.31	0.470	17:46:40.326
8 -	<b>40.977</b>	<b>132.1</b>	28.096	98.5	41.251	127.0	24.982	115.3	2:15.306 (3)	97.39	0.362	17:48:55.632
9 -	41.163	131.3	28.321	97.9	41.272	126.8	24.841	115.3	2:15.597	97.18	0.653	17:51:11.229
10 -	41.003	131.8	28.080	98.6	41.273	126.8	24.960	114.7	2:15.316	97.38	0.372	17:53:26.545
11 -	41.293	131.8	28.208	98.9	41.335	<b>127.3</b>	24.928	115.3	2:15.764	97.06	0.820	17:55:42.309
12 -	41.169	131.8	28.231	<b>99.1</b>	41.561	<b>127.3</b>	24.883	115.3	2:15.844	97.00	0.900	17:57:58.153

# 2024 Protyre Motorsport Ginetta GT Championship

## RACE 1 - ROUND 4 - SECTOR ANALYSIS



SECTOR 1 = FL to I1, SECTOR 2 = I1 to I2, SECTOR 3 = I2 to I3, SECTOR 4 = I3 to FL, DIFF = Difference To Personal Best Lap, P = Crossed Finish Line in Pit Lane, D = Time Disallowed

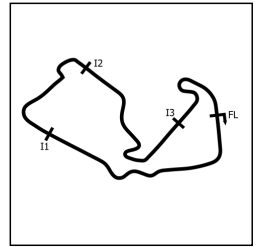
P7		27 PRO		Ben MCKENNA				MDD Racing				
IDEAL LAP TIME : 2:14.418		BEST LAP TIME : 2:14.603				DIFFERENCE : 0.185						
LAP	SECTOR 1	SECTOR 2		SECTOR 3		SECTOR 4		LAP TIME	MPH	DIFF	TIME OF DAY	
1 -		130.5	28.287	98.3	41.575	126.8	24.541	115.5	2:17.643	95.73	3.040	17:33:03.392
2 -	41.191	<b>132.6</b>	28.012	<b>98.8</b>	41.997	126.3	24.576	<b>115.9</b>	2:15.776	97.05	1.173	17:35:19.168
3 -	41.097	131.5	27.990	98.3	<b>41.073</b>	127.5	<b>24.443</b>	115.7	<b>2:14.603 (1)</b>	<b>97.90</b>		<b>17:37:33.771</b>
4 -	41.163	131.5	<b>27.831</b>	98.6	41.099	127.8	24.546	115.5	2:14.639 <b>(2)</b>	97.87	0.036	17:39:48.410
5 -	41.180	132.1	28.126	97.9	41.556	<b>128.0</b>	25.039	<b>115.9</b>	2:15.901	96.96	1.298	17:42:04.311
6 -	41.189	131.8	27.958	98.5	41.157	127.3	24.671	<b>115.9</b>	2:14.975 <b>(3)</b>	97.63	0.372	17:44:19.286
7 -	<b>41.071</b>	131.5	28.137	98.2	41.812	<b>128.0</b>	24.888	115.1	2:15.908	96.96	1.305	17:46:35.194
8 -	41.260	131.8	28.178	98.5	41.677	127.0	24.692	115.3	2:15.807	97.03	1.204	17:48:51.001
9 -	41.437	131.3	28.209	98.6	41.438	127.0	24.591	115.1	2:15.675	97.12	1.072	17:51:06.676
10 -	41.436	131.0	28.618	98.2	41.389	126.8	24.622	115.5	2:16.065	96.84	1.462	17:53:22.741
11 -	41.266	131.5	28.111	98.6	41.271	127.3	24.606	115.3	2:15.254	97.42	0.651	17:55:37.995
12 -	41.264	131.5	28.034	<b>98.8</b>	41.721	127.5	24.640	115.7	2:15.659	97.13	1.056	17:57:53.654

P8		25 AM		Jon KEARNEY				Raceway Motorsport				
IDEAL LAP TIME : 2:16.326		BEST LAP TIME : 2:16.574				DIFFERENCE : 0.248						
LAP	SECTOR 1	SECTOR 2		SECTOR 3		SECTOR 4		LAP TIME	MPH	DIFF	TIME OF DAY	
1 -		130.3	29.261	98.5	41.952	<b>127.8</b>	25.429	114.9	2:20.907	93.52	4.333	17:33:06.656
2 -	41.744	<b>131.5</b>	28.505	98.3	42.704	124.0	25.176	<b>115.3</b>	2:18.129	95.40	1.555	17:35:24.785
3 -	41.753	131.3	28.603	<b>98.9</b>	<b>41.448</b>	127.3	<b>24.956</b>	114.9	2:16.760 <b>(2)</b>	96.35	0.186	17:37:41.545
4 -	<b>41.527</b>	<b>131.5</b>	<b>28.395</b>	97.6	41.655	126.6	24.997	114.9	<b>2:16.574 (1)</b>	<b>96.48</b>		<b>17:39:58.119</b>
5 -	41.610	131.3	28.503	98.2	41.588	126.6	25.224	114.9	2:16.925 <b>(3)</b>	96.24	0.351	17:42:15.044
6 -	41.889	131.3	<b>28.395</b>	98.8	41.701	126.8	25.237	114.9	2:17.222	96.03	0.648	17:44:32.266
7 -	41.867	<b>131.5</b>	28.427	98.6	41.617	126.8	25.076	114.7	2:16.987	96.19	0.413	17:46:49.253
8 -	42.486	128.8	29.166	97.8	42.098	126.3	25.259	114.7	2:19.009	94.79	2.435	17:49:08.262
9 -	42.259	130.5	28.745	98.1	41.885	126.8	25.033	114.9	2:17.922	95.54	1.348	17:51:26.184
10 -	41.670	131.3	28.592	98.6	41.902	126.3	25.253	114.7	2:17.417	95.89	0.843	17:53:43.601
11 -	42.205	131.0	29.386	97.9	41.834	126.3	25.303	114.7	2:18.728	94.99	2.154	17:56:02.329
12 -	42.152	130.8	28.806	<b>98.9</b>	41.931	126.6	25.197	114.5	2:18.086	95.43	1.512	17:58:20.415

P9		22 AM		Peter MANGION				Raceway Motorsport				
IDEAL LAP TIME : 2:17.601		BEST LAP TIME : 2:17.997				DIFFERENCE : 0.396						
LAP	SECTOR 1	SECTOR 2		SECTOR 3		SECTOR 4		LAP TIME	MPH	DIFF	TIME OF DAY	
1 -		<b>132.3</b>	29.089	97.6	42.764	125.4	25.348	<b>116.1</b>	2:22.703	92.34	4.706	17:33:08.452
2 -	<b>41.686</b>	131.8	28.879	97.3	42.218	<b>127.3</b>	<b>25.214</b>	115.7	<b>2:17.997 (1)</b>	<b>95.49</b>		<b>17:35:26.449</b>
3 -	41.912	131.3	28.843	<b>98.3</b>	<b>42.006</b>	<b>127.3</b>	25.535	114.7	2:18.296 <b>(3)</b>	95.28	0.299	17:37:44.745
4 -	42.193	131.0	28.862	97.9	42.213	126.8	25.416	114.3	2:18.684	95.02	0.687	17:40:03.429
5 -	41.955	130.5	28.800	97.6	42.120	126.3	25.565	114.7	2:18.440	95.18	0.443	17:42:21.869
6 -	41.862	130.8	28.846	97.3	42.234	126.3	25.460	114.7	2:18.402	95.21	0.405	17:44:40.271
7 -	41.701	130.8	28.840	97.8	42.355	126.6	25.278	114.7	2:18.174 <b>(2)</b>	95.37	0.177	17:46:58.445
8 -	41.787	131.8	<b>28.695</b>	97.8	42.205	125.9	25.679	113.9	2:18.366	95.23	0.369	17:49:16.811
9 -	41.988	130.5	29.054	97.6	42.223	126.6	25.384	114.3	2:18.649	95.04	0.652	17:51:35.460
10 -	41.829	131.3	28.701	97.8	42.394	126.8	25.716	114.9	2:18.640	95.05	0.643	17:53:54.100
11 -	41.981	130.5	28.920	97.5	42.658	126.1	25.550	114.1	2:19.109	94.72	1.112	17:56:13.209
12 -	42.164	130.8	28.846	97.3	42.907	125.9	26.151	114.5	2:20.068	94.08	2.071	17:58:33.277

# 2024 Protyre Motorsport Ginetta GT Championship

## RACE 1 - ROUND 4 - SECTOR ANALYSIS



SECTOR 1 = FL to I1, SECTOR 2 = I1 to I2 SECTOR 3 = I2 to I3, SECTOR 4 = I3 to FL, DIFF = Difference To Personal Best Lap, P = Crossed Finish Line in Pit Lane, D = Time Disallowed

P10 75 AM		Martin THOMAS				Xentek Motorsport						
IDEAL LAP TIME : 2:17.199		BEST LAP TIME : 2:17.213				DIFFERENCE : 0.014						
LAP	SECTOR 1	SECTOR 2		SECTOR 3		SECTOR 4		LAP TIME	MPH	DIFF	TIME OF DAY	
1 -		128.0	30.969	94.5	42.518	126.1	25.384	114.7	2:24.370	91.27	7.157	17:33:10.119
2 -	42.196	131.5	28.635	<b>97.5</b>	42.035	126.6	<b>25.078</b>	115.5	2:17.944 (2)	95.53	0.731	17:35:28.063
3 -	<b>41.731</b>	130.8	<b>28.564</b>	97.2	<b>41.826</b>	126.8	25.092	114.7	<b>2:17.213 (1)</b>	<b>96.03</b>		<b>17:37:45.276</b>
4 -	41.952	<b>132.1</b>	29.109	97.3	42.264	<b>127.0</b>	25.361	114.3	2:18.686	95.01	1.473	17:40:03.962
5 -	41.988	131.5	28.668	97.2	41.922	126.6	25.689	114.5	2:18.267	95.30	1.054	17:42:22.229
6 -	42.073	<b>132.1</b>	28.767	97.2	42.148	126.8	25.442	114.9	2:18.430	95.19	1.217	17:44:40.659
7 -	41.835	131.8	28.874	96.6	42.082	126.6	25.444	114.5	2:18.235 (3)	95.32	1.022	17:46:58.894
8 -	41.852	131.3	28.604	<b>97.5</b>	42.123	126.8	25.730	114.7	2:18.309	95.27	1.096	17:49:17.203
9 -	42.095	131.3	28.958	97.2	42.047	126.1	25.608	114.1	2:18.708	95.00	1.495	17:51:35.911
10 -	41.966	131.3	28.748	96.9	41.991	126.3	25.689	<b>115.7</b>	2:18.394	95.21	1.181	17:53:54.305
11 -	42.220	131.3	28.838	<b>97.5</b>	42.972	126.3	25.467	114.1	2:19.497	94.46	2.284	17:56:13.802
12 -	42.183	131.3	28.779	97.3	42.640	125.4	26.150	114.3	2:19.752	94.29	2.539	17:58:33.554

P11 56 AM		Dan REEVE				W2R						
IDEAL LAP TIME : 2:20.060		BEST LAP TIME : 2:20.060				DIFFERENCE : 0.000						
LAP	SECTOR 1	SECTOR 2		SECTOR 3		SECTOR 4		LAP TIME	MPH	DIFF	TIME OF DAY	
1 -		<b>129.0</b>	30.318	95.7	43.877	123.8	26.250	<b>113.3</b>	2:27.838	89.13	7.778	17:33:13.587
2 -	43.052	<b>129.0</b>	29.347	96.5	43.335	124.2	25.849	<b>113.3</b>	2:21.583	93.07	1.523	17:35:35.170
3 -	43.009	128.0	29.088	<b>96.9</b>	42.884	124.5	25.800	112.8	2:20.781 (2)	93.60	0.721	17:37:55.951
4 -	42.681	128.8	29.137	96.4	43.569	124.2	26.072	112.8	2:21.459	93.15	1.399	17:40:17.410
5 -	<b>42.587</b>	128.3	<b>28.999</b>	95.7	<b>42.676</b>	124.2	<b>25.798</b>	112.9	<b>2:20.060 (1)</b>	<b>94.08</b>		<b>17:42:37.470</b>
6 -	42.748	128.3	29.680	95.3	42.935	<b>124.7</b>	26.223	111.6	2:21.586	93.07	1.526	17:44:59.056
7 -	<b>42.587</b>	127.8	29.286	95.0	43.225	123.3	26.066	111.6	2:21.164 (3)	93.35	1.104	17:47:20.220
8 -	43.600	126.8	29.296	95.4	43.264	123.3	25.855	112.4	2:22.015	92.79	1.955	17:49:42.235
9 -	42.745	127.5	29.313	95.7	43.580	123.3	26.938	93.4	2:22.576	92.42	2.516	17:52:04.811
10 -	44.635	127.3	29.707	92.4	43.529	122.9	25.877	112.4	2:23.748	91.67	3.688	17:54:28.559
11 -	43.175	127.3	29.478	95.5	43.696	123.5	26.010	112.2	2:22.359	92.56	2.299	17:56:50.918
12 -	43.623	127.3	29.636	95.3	43.706	124.2	26.225	111.6	2:23.190	92.03	3.130	17:59:14.108





# 2024 Protyre Motorsport Ginetta GT Championship

## RACE 1 - ROUND 4 - BEST SPEEDS

POS	INTERMEDIATE 1			INTERMEDIATE 2			INTERMEDIATE 3			FINISH LINE		
	NO	NAME	MPH	NO	NAME	MPH	NO	NAME	MPH	NO	NAME	MPH
1	63	GARLICK	133.6	63	GARLICK	99.4	63	GARLICK	129.8	63	GARLICK	116.6
2	33	SHAW	133.6	57	WHITE	99.2	33	SHAW	128.8	33	SHAW	116.3
3	57	WHITE	133.1	71	GARLICK	99.1	24	DOUGLASS	128.0	22	MANGION	116.1
4	27	MCKENNA	132.6	33	SHAW	99.1	57	WHITE	128.0	24	DOUGLASS	115.9
5	22	MANGION	132.3	44	MANGION	99.1	27	MCKENNA	128.0	57	WHITE	115.9
6	44	MANGION	132.1	25	KEARNEY	98.9	25	KEARNEY	127.8	44	MANGION	115.9
7	75	THOMAS	132.1	24	DOUGLASS	98.8	44	MANGION	127.3	27	MCKENNA	115.9
8	71	GARLICK	131.8	27	MCKENNA	98.8	22	MANGION	127.3	75	THOMAS	115.7
9	24	DOUGLASS	131.5	22	MANGION	98.3	75	THOMAS	127.0	25	KEARNEY	115.3
10	25	KEARNEY	131.5	75	THOMAS	97.5	71	GARLICK	126.3	71	GARLICK	115.1
11	56	REEVE	129.0	56	REEVE	96.9	56	REEVE	124.7	56	REEVE	113.3

# 2024 Protyre Motorsport Ginetta GT Championship

## RACE 1 - ROUND 4 - STATISTICS

**Competitors Started** 11  
**Planned Start** 2024-04-27 @ 17:30:00.000  
**Actual Start** 2024-04-27 @ 17:30:45.748  
**Finish Time** 2024-04-27 @ 17:57:43.625  
**Track Length** 3.6604mi.  
**Total Laps** 132  
**Total Distance Covered** 483.1856mi.

### Session Fastest Lap History

NO	CL	NAME	LAP TIME	TIME OF DAY	LAP	VEHICLE
71	PRO	Luke GARLICK	<b>2:14.493</b>	17:35:16.207	2	Xentek Motorsport
71	PRO	Luke GARLICK	<b>2:14.334</b>	17:37:30.541	3	Xentek Motorsport
71	PRO	Luke GARLICK	<b>2:14.182</b>	17:39:44.723	4	Xentek Motorsport

### Session Leader History

NO	CL	NAME	FROM LAP	LAPS LED	DISTANCE	VEHICLE
71	PRO	Luke GARLICK	1	12	43.92 miles	Xentek Motorsport

### Flag History

TYPE	TIME OF DAY
GREEN	17:30:45.748
FINISH	17:57:43.625

### Flag Statistics

TYPE	COUNT	TOTAL LAPS	TOTAL TIME
Green	1	12	31:12.698
Red	0	0	0.000
Safety Car	0	0	0.000
FCY	0	0	0.000

# 2024 Protyre Motorsport Ginetta GT Championship

## RACE 1 - ROUND 4 - STATISTICS

CLASS : PRO

5 Starters

### Fastest Lap History

NO	NAME	LAP TIME	TIME OF DAY	LAP	VEHICLE
71	Luke GARLICK	<b>2:14.493</b>	17:35:16.207	2	Xentek Motorsport
71	Luke GARLICK	<b>2:14.334</b>	17:37:30.541	3	Xentek Motorsport
71	Luke GARLICK	<b>2:14.182</b>	17:39:44.723	4	Xentek Motorsport

### Leader History

NO	NAME	FROM LAP	LAPS LED	DISTANCE	VEHICLE
71	Luke GARLICK	1	12	43.92 miles	Xentek Motorsport

## 2024 Protyre Motorsport Ginetta GT Championship

### RACE 1 - ROUND 4 - STATISTICS

CLASS : AM

6 Starters

#### Fastest Lap History

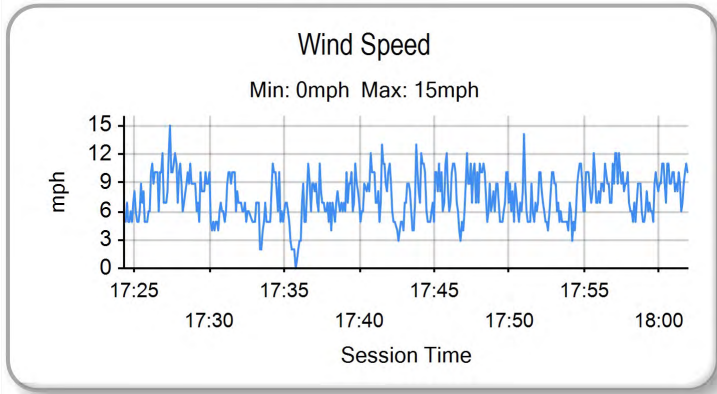
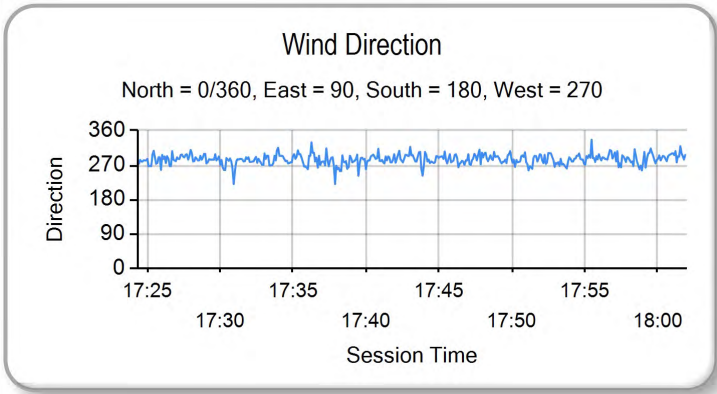
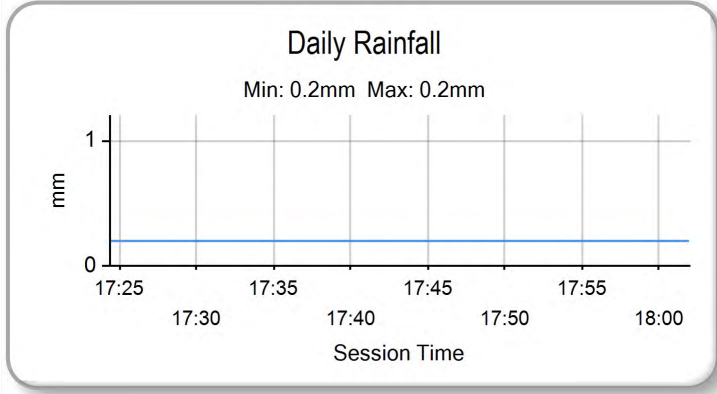
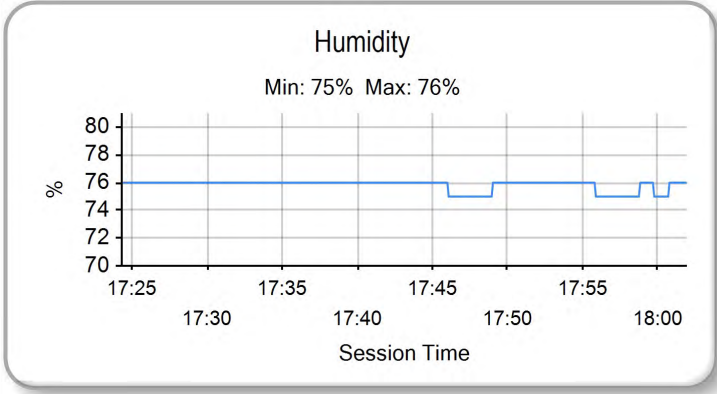
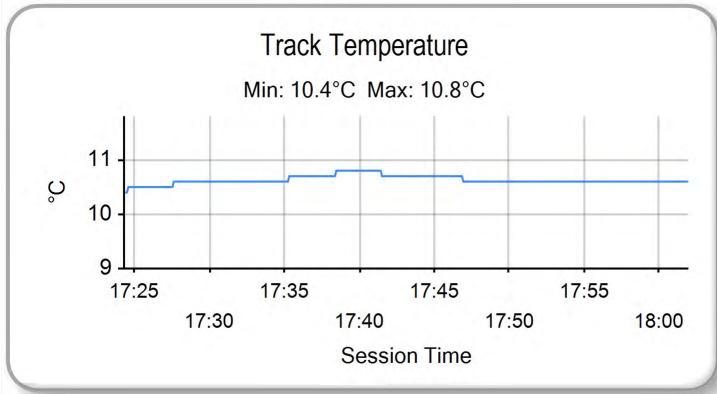
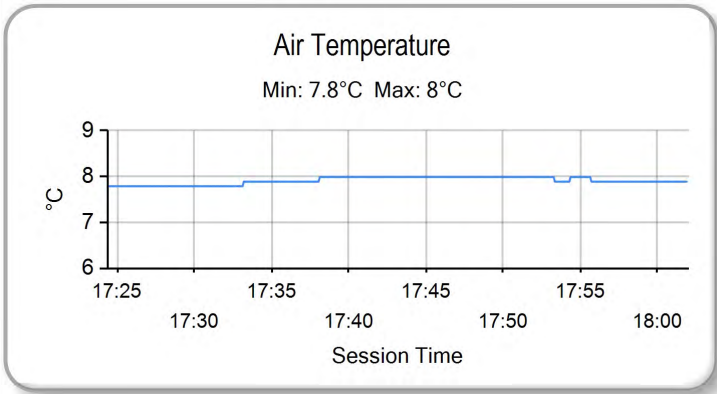
NO	NAME	LAP TIME	TIME OF DAY	LAP	VEHICLE
57	Nick WHITE	2:14.877	17:35:17.875	2	Raceway Motorsport
57	Nick WHITE	2:14.644	17:37:32.520	3	Raceway Motorsport

#### Leader History

NO	NAME	FROM LAP	LAPS LED	DISTANCE	VEHICLE
57	Nick WHITE	1	12	43.92 miles	Raceway Motorsport

# 2024 Protyre Motorsport Ginetta GT Championship

## RACE 1 - ROUND 4 - WEATHER CONDITIONS



**2024 Protyre Motorsport Ginetta GT Championship**  
**RACE 2 - ROUND 5 - GRID (25 minutes)**

ROW 6	11	2:33.366 <b>63</b> Conner GARLICK	
ROW 5	9	2:14.273 <b>33</b> Matt SHAW	10
ROW 4	7	2:16.720 <b>25</b> Jon KEARNEY	8
ROW 3	5	2:14.579 <b>44</b> Harry MANGION	6
ROW 2	3	2:13.708 <b>57</b> Nick WHITE	4
ROW 1	1	2:13.418 <b>71</b> Luke GARLICK	2
		<b>Pole</b>	

**Comments:**  
 \*Car 33 - 5 place grid penalty from a previous race

These results are provisional until the conclusion of any judicial and technical matters.

Silverstone GP: 3.6604 miles

Clerk Of Course: Paul Levitt	Stewards:	Timekeeper: Gethin Rees	
------------------------------	-----------	-------------------------	--

Results can be found at [www.tsl-timing.com](http://www.tsl-timing.com)

Printed - 18:07 Saturday, 27 April 2024

## 2024 Protyre Motorsport Ginetta GT Championship

### RACE 2 - ROUND 5 - CLASSIFICATION

Race Distance: 9 Laps / 32.94 miles

POS	NO	CL	PIC	NAME	NAT	ENTRY	LAPS	TIME	GAP	DIFF	MPH	BEST	ON	GRD	↑↓
1	63	PRO	1	Conner GARLICK	GBR	Xentek Motorsport	9	25:24.910			77.77	2:20.230	9	11	10
2	71	PRO	2	Luke GARLICK	GBR	Xentek Motorsport	9	25:45.220	20.310	20.310	76.75	2:24.958	2	1	-1
3	24	PRO	3	Mckenzie DOUGLASS	GBR	Fox Motorsport	9	25:52.357	27.447	7.137	76.40	2:27.585	9	2	-1
4	44	PRO	4	Harry MANGION	GBR	Raceway Motorsport	9	26:00.621	35.711	8.264	75.99	2:28.120	2	5	1
5	57	AM	1	Nick WHITE	GBR	Raceway Motorsport	9	26:05.524	40.614	4.903	75.75	2:28.617	4	3	-2
6	33	AM	2	Matt SHAW	GBR	Raceway Motorsport	9	26:08.793	43.883	3.269	75.59	2:27.851	2	9	3
7	22	AM	3	Peter MANGION	GBR	Raceway Motorsport	9	26:54.444	1:29.534	45.651	73.46	2:33.327	2	8	1
8	25	AM	4	Jon KEARNEY	GBR	Raceway Motorsport	9	27:00.957	1:36.047	6.513	73.16	2:33.582	2	7	-1
9	56	AM	5	Dan REEVE	GBR	W2R	9	27:29.609	2:04.699	28.652	71.89	2:35.492	6	10	1

#### NOT CLASSIFIED

DNF	75	AM		Martin THOMAS	GBR	Xentek Motorsport	6	18:34.808	3 Laps	3 Laps	70.92	2:27.937	2	6	
DNF	27	PRO		Ben MCKENNA	GBR	MDD Racing	5	16:08.530	4 Laps	1 Lap	68.02	2:29.567	3	4	

#### FASTEST LAP

63	PRO			Conner GARLICK	GBR	Xentek Motorsport	9	2:20.230			93.97 mph		151.23 kph		
33	AM			Matt SHAW	GBR	Raceway Motorsport	2	2:27.851			89.12 mph		143.43 kph		

Weather / Track : Overcast / Drying

Date: 28/04/2024 Start: 16:18 Finish: 16:44

These results are provisional until the conclusion of any judicial and technical matters.

Silverstone GP: 3.6604 miles

Clerk Of Course: Paul Levitt	Stewards:	Timekeeper: Gethin Rees	
------------------------------	-----------	-------------------------	--

Results can be found at [www.tsl-timing.com](http://www.tsl-timing.com)

Printed - 16:54 Sunday, 28 April 2024



# 2024 Protyre Motorsport Ginetta GT Championship

## RACE 2 - ROUND 5 - LAP CHART

LAP 1 @ 16:24:54.592			LAP 2 @ 16:27:19.550			LAP 3 @ 16:29:45.028			LAP 4 @ 16:32:11.809			LAP 5 @ 16:34:39.220		
NO	BEHIND	LAP TIME	NO	BEHIND	LAP TIME	NO	BEHIND	LAP TIME	NO	BEHIND	LAP TIME	NO	BEHIND	LAP TIME
71		6:04.094	71		2:24.958	71		2:25.478	71		2:26.781	71		2:27.411
27	1.384	6:05.478	24	5.405	2:28.881	24	7.782	2:27.855	24	9.117	2:28.116	63	10.730	2:23.779
24	1.482	6:05.576	57	5.890	2:28.851	57	9.232	2:28.820	57	11.068	2:28.617	24	10.966	2:29.260
57	1.997	6:06.091	27	6.243	2:29.817	27	10.332	2:29.567	44	12.885	2:29.165	57	13.893	2:30.236
44	3.430	6:07.524	44	6.592	2:28.120	44	10.501	2:29.387	63	14.362	2:27.426	44	14.743	2:29.269
75	5.151	6:09.245	75	8.130	2:27.937	75	11.150	2:28.498	27	14.853	2:31.302	75	17.626	2:29.893
33	7.516	6:11.610	33	10.409	2:27.851	63	13.717	2:25.498	75	15.144	2:30.775	33	18.267	2:29.152
25	8.735	6:12.829	63	13.697	2:29.048	33	14.084	2:29.153	33	16.526	2:29.223	27	19.808	2:32.366 P
22	9.550	6:13.644	25	17.359	2:33.582	22	26.131	2:33.690	22	33.183	2:33.833	22	39.258	2:33.486
63	9.607	6:13.701	22	17.919	2:33.327	25	28.838	2:36.957	25	37.354	2:35.297	25	44.952	2:35.009
56	17.558	6:21.652	56	30.158	2:37.558	56	43.173	2:38.493	56	56.278	2:39.886	56	1:08.459	2:39.592

# 2024 Protyre Motorsport Ginetta GT Championship

## RACE 2 - ROUND 5 - LAP CHART

LAP 6 @ 16:37:07.205			LAP 7 @ 16:39:34.711			LAP 8 @ 16:41:55.178			LAP 9 @ 16:44:15.408		
NO	BEHIND	LAP TIME	NO	BEHIND	LAP TIME	NO	BEHIND	LAP TIME	NO	BEHIND	LAP TIME
71		2:27.985	63		2:23.534	63		2:20.467	63		2:20.230
63	3.972	2:21.227	71	2.462	2:29.968	71	11.231	2:29.236	71	20.310	2:29.309
24	11.499	2:28.518	24	12.370	2:28.377	24	20.092	2:28.189	24	27.447	2:27.585
44	15.880	2:29.122	44	16.963	2:28.589	44	25.554	2:29.058	44	35.711	2:30.387
57	17.176	2:31.268	57	20.224	2:30.554	57	30.272	2:30.515	57	40.614	2:30.572
75	18.101	2:28.460	33	23.344	2:30.610	33	33.432	2:30.555	33	43.883	2:30.681
33	20.240	2:29.958	22	55.260	2:37.094	22	1:11.847	2:37.054	22	1:29.534	2:37.917
22	45.672	2:34.399	25	1:03.922	2:37.336	25	1:19.754	2:36.299	25	1:36.047	2:36.523
25	54.092	2:37.125	56	1:27.139	2:38.679	56	1:45.021	2:38.349	56	2:04.699	2:39.908
56	1:15.966	2:35.492									



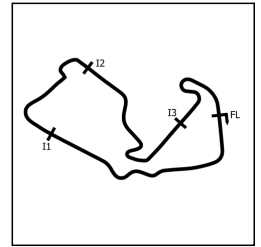
## 2024 Protyre Motorsport Ginetta GT Championship

### RACE 2 - ROUND 5 - POSITION CHART WITH INTERMEDIATES

No	Name	Lap				
		Pos	L8 - Int1-M	L8 - Int2-M	L8 - Int3-M	L9 - Finish
71	GARLICK	1	63	63	63	63
24	DOUGLASS	2	71	71	71	71
57	WHITE	3	24	24	24	24
27	MCKENNA	4	44	44	44	44
44	MANGION	5	57	57	57	57
75	THOMAS	6	33	33	33	33
25	KEARNEY	7	22	22	22	22
22	MANGION	8	25	25	25	25
33	SHAW	9	56	56	56	56
56	REEVE	10				
63	GARLICK	11				

# 2024 Protyre Motorsport Ginetta GT Championship

## RACE 2 - ROUND 5 - SECTOR ANALYSIS



SECTOR 1 = FL to I1, SECTOR 2 = I1 to I2, SECTOR 3 = I2 to I3, SECTOR 4 = I3 to FL, DIFF = Difference To Personal Best Lap, P = Crossed Finish Line in Pit Lane, D = Time Disallowed

P1		63 PRO		Conner GARLICK				Xentek Motorsport				
IDEAL LAP TIME : 2:20.109		BEST LAP TIME : 2:20.230				DIFFERENCE : 0.121						
LAP	SECTOR 1	SECTOR 2		SECTOR 3		SECTOR 4		LAP TIME	MPH	DIFF	TIME OF DAY	
1 -		<b>130.5</b>	33.492	88.8	44.563	<b>128.0</b>	28.507	116.6	6:13.701	35.26	3:53.471	16:25:04.199
2 -	45.610	128.3	33.113	89.2	43.828	127.0	26.497	115.5	2:29.048	88.41	8.818	16:27:33.247
3 -	43.679	129.3	32.284	91.4	43.350	127.0	26.185	116.1	2:25.498	90.57	5.268	16:29:58.745
4 -	43.269	129.8	32.288	92.9	44.831	124.2	27.038	116.3	2:27.426	89.38	7.196	16:32:26.171
5 -	43.154	127.5	31.962	94.3	42.881	126.8	25.782	116.3	2:23.779	91.65	3.549	16:34:49.950
6 -	42.744	127.8	31.286	94.5	<b>41.870</b>	126.6	25.327	<b>117.0</b>	2:21.227 (3)	93.30	0.997	16:37:11.177
7 -	42.410	127.8	31.203	<b>95.3</b>	44.675	125.9	25.246	116.8	2:23.534	91.80	3.304	16:39:34.711
8 -	42.302	127.3	<b>31.022</b>	94.9	41.944	126.1	25.199	116.8	2:20.467 (2)	93.81	0.237	16:41:55.178
9 -	<b>42.133</b>	127.8	31.120	<b>95.3</b>	41.893	126.3	<b>25.084</b>	116.8	<b>2:20.230 (1)</b>	<b>93.97</b>		<b>16:44:15.408</b>

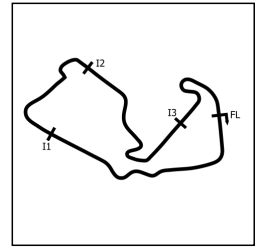
P2		71 PRO		Luke GARLICK				Xentek Motorsport				
IDEAL LAP TIME : 2:24.763		BEST LAP TIME : 2:24.958				DIFFERENCE : 0.195						
LAP	SECTOR 1	SECTOR 2		SECTOR 3		SECTOR 4		LAP TIME	MPH	DIFF	TIME OF DAY	
1 -		126.3	31.028	<b>94.5</b>	<b>43.451</b>	125.4	<b>26.281</b>	<b>114.9</b>	6:04.094	36.19	3:39.136	16:24:54.592
2 -	<b>44.124</b>	<b>127.0</b>	<b>30.907</b>	94.2	43.597	<b>125.6</b>	26.330	114.1	<b>2:24.958 (1)</b>	<b>90.90</b>		<b>16:27:19.550</b>
3 -	44.154	126.6	30.954	93.0	43.628	125.2	26.742	113.7	2:25.478 (2)	90.58	0.520	16:29:45.028
4 -	44.711	126.1	31.203	92.0	44.174	124.9	26.693	113.9	2:26.781 (3)	89.77	1.823	16:32:11.809
5 -	44.513	125.4	31.731	91.4	44.331	124.9	26.836	113.7	2:27.411	89.39	2.453	16:34:39.220
6 -	45.043	126.1	31.797	90.1	44.408	125.2	26.737	114.1	2:27.985	89.04	3.027	16:37:07.205
7 -	44.941	125.2	32.155	90.3	45.876	123.5	26.996	113.3	2:29.968	87.87	5.010	16:39:37.173
8 -	45.377	124.2	32.009	89.9	44.833	124.5	27.017	113.7	2:29.236	88.30	4.278	16:42:06.409
9 -	45.370	124.2	32.194	88.0	44.700	124.9	27.045	113.7	2:29.309	88.25	4.351	16:44:35.718

P3		24 PRO		Mckenzie DOUGLASS				Fox Motorsport				
IDEAL LAP TIME : 2:26.399		BEST LAP TIME : 2:27.585				DIFFERENCE : 1.186						
LAP	SECTOR 1	SECTOR 2		SECTOR 3		SECTOR 4		LAP TIME	MPH	DIFF	TIME OF DAY	
1 -		127.0	<b>31.210</b>	<b>92.6</b>	<b>43.963</b>	<b>128.3</b>	26.741	113.5	6:05.576	36.04	3:37.991	16:24:56.074
2 -	45.402	<b>127.5</b>	31.884	86.0	44.987	123.5	26.608	<b>113.7</b>	2:28.881	88.51	1.296	16:27:24.955
3 -	44.869	126.1	31.764	85.4	44.602	125.4	26.620	113.1	2:27.855 (2)	89.12	0.270	16:29:52.810
4 -	<b>44.667</b>	124.9	31.605	90.9	44.901	124.9	26.943	112.4	2:28.116 (3)	88.96	0.531	16:32:20.926
5 -	45.244	124.7	32.054	88.3	44.913	124.9	27.049	112.8	2:29.260	88.28	1.675	16:34:50.186
6 -	44.975	125.4	31.740	88.3	45.047	124.2	26.756	112.6	2:28.518	88.72	0.933	16:37:18.704
7 -	45.489	124.7	31.831	89.3	44.358	125.4	26.699	112.9	2:28.377	88.81	0.792	16:39:47.081
8 -	45.225	125.2	31.785	89.4	44.444	124.9	26.735	112.9	2:28.189	88.92	0.604	16:42:15.270
9 -	45.235	124.0	31.536	90.1	44.255	125.9	<b>26.559</b>	113.5	<b>2:27.585 (1)</b>	<b>89.28</b>		<b>16:44:42.855</b>

P4		44 PRO		Harry MANGION				Raceway Motorsport				
IDEAL LAP TIME : 2:26.759		BEST LAP TIME : 2:28.120				DIFFERENCE : 1.361						
LAP	SECTOR 1	SECTOR 2		SECTOR 3		SECTOR 4		LAP TIME	MPH	DIFF	TIME OF DAY	
1 -		<b>128.8</b>	<b>31.728</b>	88.7	44.338	126.1	<b>26.995</b>	113.7	6:07.524	35.85	3:39.404	16:24:58.022
2 -	<b>43.991</b>	128.5	31.790	87.1	45.333	<b>127.0</b>	27.006	114.3	<b>2:28.120 (1)</b>	<b>88.96</b>		<b>16:27:26.142</b>
3 -	44.764	126.6	32.391	86.8	45.025	125.6	27.207	<b>114.7</b>	2:29.387	88.21	1.267	16:29:55.529
4 -	45.285	127.3	32.607	87.6	<b>44.045</b>	125.6	27.228	112.9	2:29.165	88.34	1.045	16:32:24.694
5 -	44.747	125.2	32.519	<b>90.5</b>	44.871	125.4	27.132	114.1	2:29.269	88.28	1.149	16:34:53.963
6 -	44.993	127.3	32.026	90.3	44.973	124.9	27.130	113.7	2:29.122	88.36	1.002	16:37:23.085
7 -	44.793	125.6	31.963	89.4	44.494	125.2	27.339	113.1	2:28.589 (2)	88.68	0.469	16:39:51.674
8 -	44.806	125.4	32.238	89.1	44.625	124.5	27.389	113.1	2:29.058 (3)	88.40	0.938	16:42:20.732
9 -	45.046	125.6	32.377	88.7	45.190	125.2	27.774	112.0	2:30.387	87.62	2.267	16:44:51.119

# 2024 Protyre Motorsport Ginetta GT Championship

## RACE 2 - ROUND 5 - SECTOR ANALYSIS



SECTOR 1 = FL to I1, SECTOR 2 = I1 to I2 SECTOR 3 = I2 to I3, SECTOR 4 = I3 to FL, DIFF = Difference To Personal Best Lap, P = Crossed Finish Line in Pit Lane, D = Time Disallowed

P5		57 AM		Nick WHITE				Raceway Motorsport				
IDEAL LAP TIME : 2:26.581		BEST LAP TIME : 2:28.617				DIFFERENCE : 2.036						
LAP	SECTOR 1	SECTOR 2	SECTOR 3	SECTOR 4	LAP TIME	MPH	DIFF	TIME OF DAY				
1 -		<b>31.627</b>	<b>91.4</b>	<b>44.042</b>	<b>127.5</b>	<b>26.251</b>	<b>115.3</b>	6:06.091	35.99	3:37.474	16:24:56.589	
2 -	45.171	<b>129.5</b>	31.911	87.4	44.894	125.2	26.875	114.1	2:28.851 (3)	88.53	0.234	16:27:25.440
3 -	<b>44.661</b>	127.0	32.280	74.6	45.082	126.1	26.797	113.9	2:28.820 (2)	88.54	0.203	16:29:54.260
4 -	44.732	126.1	31.699	90.8	45.083	124.5	27.103	113.5	<b>2:28.617 (1)</b>	<b>88.66</b>		<b>16:32:22.877</b>
5 -	45.256	126.1	32.148	89.3	45.810	123.5	27.022	113.7	2:30.236	87.71	1.619	16:34:53.113
6 -	45.377	126.3	32.079	89.2	46.271	124.7	27.541	113.5	2:31.268	87.11	2.651	16:37:24.381
7 -	45.129	126.3	32.230	88.7	45.492	124.0	27.703	112.8	2:30.554	87.52	1.937	16:39:54.935
8 -	45.652	125.4	32.269	88.1	45.311	123.1	27.283	112.9	2:30.515	87.55	1.898	16:42:25.450
9 -	45.563	125.2	32.394	87.3	45.451	124.9	27.164	113.5	2:30.572	87.51	1.955	16:44:56.022

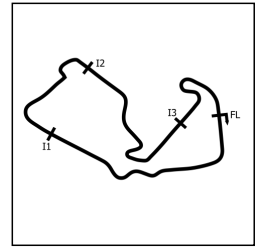
P6		33 AM		Matt SHAW				Raceway Motorsport				
IDEAL LAP TIME : 2:27.564		BEST LAP TIME : 2:27.851				DIFFERENCE : 0.287						
LAP	SECTOR 1	SECTOR 2	SECTOR 3	SECTOR 4	LAP TIME	MPH	DIFF	TIME OF DAY				
1 -		<b>130.8</b>	32.054	90.5	45.789	121.5	<b>26.775</b>	<b>115.1</b>	6:11.610	35.46	3:43.759	16:25:02.108
2 -	44.930	128.8	<b>31.425</b>	92.0	<b>44.707</b>	125.9	26.789	114.9	<b>2:27.851 (1)</b>	<b>89.12</b>		<b>16:27:29.959</b>
3 -	45.247	128.0	31.627	<b>92.3</b>	44.871	124.2	27.408	114.3	2:29.153 (3)	88.35	1.302	16:29:59.112
4 -	44.840	128.0	31.541	91.6	44.831	<b>126.3</b>	28.011	112.0	2:29.223	88.30	1.372	16:32:28.335
5 -	<b>44.657</b>	128.3	32.335	90.5	44.795	126.1	27.365	113.5	2:29.152 (2)	88.35	1.301	16:34:57.487
6 -	44.896	127.0	31.444	91.3	46.386	123.8	27.232	114.5	2:29.958	87.87	2.107	16:37:27.445
7 -	45.162	127.5	32.397	90.1	45.714	122.9	27.337	113.3	2:30.610	87.49	2.759	16:39:58.055
8 -	45.472	126.1	31.881	91.5	45.910	123.5	27.292	113.7	2:30.555	87.52	2.704	16:42:28.610
9 -	44.854	126.1	32.008	90.6	45.688	123.1	28.131	113.3	2:30.681	87.45	2.830	16:44:59.291

P7		22 AM		Peter MANGION				Raceway Motorsport				
IDEAL LAP TIME : 2:32.178		BEST LAP TIME : 2:33.327				DIFFERENCE : 1.149						
LAP	SECTOR 1	SECTOR 2	SECTOR 3	SECTOR 4	LAP TIME	MPH	DIFF	TIME OF DAY				
1 -		126.8	<b>32.559</b>	88.4	<b>45.633</b>	124.9	28.667	<b>114.1</b>	6:13.644	35.26	3:40.317	16:25:04.142
2 -	46.934	<b>127.8</b>	32.580	88.5	45.833	<b>125.9</b>	27.980	113.5	<b>2:33.327 (1)</b>	<b>85.94</b>		<b>16:27:37.469</b>
3 -	<b>46.326</b>	126.1	33.122	86.5	46.582	123.8	<b>27.660</b>	113.1	2:33.690 (3)	85.74	0.363	16:30:11.159
4 -	46.340	124.7	32.957	88.8	46.825	122.9	27.711	112.4	2:33.833	85.66	0.506	16:32:44.992
5 -	46.968	124.7	32.635	<b>89.5</b>	45.970	124.2	27.913	113.1	2:33.486 (2)	85.85	0.159	16:35:18.478
6 -	46.682	124.2	32.802	89.1	46.725	122.6	28.190	112.6	2:34.399	85.34	1.072	16:37:52.877
7 -	47.433	122.6	33.781	85.7	47.275	122.2	28.605	111.6	2:37.094	83.88	3.767	16:40:29.971
8 -	47.895	123.1	33.337	87.9	47.152	123.1	28.670	112.0	2:37.054	83.90	3.727	16:43:07.025
9 -	48.185	122.4	33.515	88.7	47.701	121.5	28.516	112.4	2:37.917	83.44	4.590	16:45:44.942

P8		25 AM		Jon KEARNEY				Raceway Motorsport				
IDEAL LAP TIME : 2:32.588		BEST LAP TIME : 2:33.582				DIFFERENCE : 0.994						
LAP	SECTOR 1	SECTOR 2	SECTOR 3	SECTOR 4	LAP TIME	MPH	DIFF	TIME OF DAY				
1 -		<b>127.8</b>	<b>32.106</b>	<b>89.7</b>	45.973	124.2	28.634	<b>113.7</b>	6:12.829	35.34	3:39.247	16:25:03.327
2 -	<b>46.957</b>	126.6	33.100	88.7	<b>45.569</b>	<b>125.9</b>	<b>27.956</b>	113.3	<b>2:33.582 (1)</b>	<b>85.80</b>		<b>16:27:36.909</b>
3 -	48.742	126.6	32.908	84.6	47.147	120.2	28.160	112.9	2:36.957	83.95	3.375	16:30:13.866
4 -	47.049	125.6	33.282	87.2	46.856	122.6	28.110	111.4	2:35.297 (3)	84.85	1.715	16:32:49.163
5 -	47.261	125.6	33.037	86.3	46.342	122.9	28.369	111.4	2:35.009 (2)	85.01	1.427	16:35:24.172
6 -	47.976	125.2	33.626	85.3	47.134	122.2	28.389	108.8	2:37.125	83.86	3.543	16:38:01.297
7 -	47.649	124.2	34.195	82.6	47.189	122.2	28.303	111.4	2:37.336	83.75	3.754	16:40:38.633
8 -	47.559	124.0	33.349	85.3	47.107	122.2	28.284	110.9	2:36.299	84.31	2.717	16:43:14.932
9 -	47.444	124.2	33.277	85.1	47.607	122.0	28.195	112.2	2:36.523	84.19	2.941	16:45:51.455

# 2024 Protyre Motorsport Ginetta GT Championship

## RACE 2 - ROUND 5 - SECTOR ANALYSIS



SECTOR 1 = FL to I1, SECTOR 2 = I1 to I2 SECTOR 3 = I2 to I3, SECTOR 4 = I3 to FL, DIFF = Difference To Personal Best Lap, P = Crossed Finish Line in Pit Lane, D = Time Disallowed

P9		56 AM		Dan REEVE				W2R				
IDEAL LAP TIME : 2:34.367		BEST LAP TIME : 2:35.492				DIFFERENCE : 1.125						
LAP	SECTOR 1	SECTOR 2		SECTOR 3		SECTOR 4		LAP TIME	MPH	DIFF	TIME OF DAY	
1 -		<b>125.4</b>	34.534	83.8	47.926	119.8	28.931	<b>112.0</b>	6:21.652	34.52	3:46.160	16:25:12.150
2 -	47.935	123.3	33.401	86.3	47.418	119.8	28.804	111.6	2:37.558 (2)	83.63	2.066	16:27:49.708
3 -	47.518	124.0	33.833	85.0	48.119	118.7	29.023	111.2	2:38.493	83.14	3.001	16:30:28.201
4 -	47.613	122.0	34.611	85.5	48.781	119.4	28.881	109.9	2:39.886	82.41	4.394	16:33:08.087
5 -	47.798	121.7	33.938	86.2	48.456	118.1	29.400	106.4	2:39.592	82.57	4.100	16:35:47.679
6 -	48.075	122.2	<b>32.481</b>	88.5	<b>46.855</b>	<b>120.2</b>	<b>28.081</b>	110.9	<b>2:35.492 (1)</b>	<b>84.74</b>		<b>16:38:23.171</b>
7 -	47.610	122.2	34.619	86.1	47.978	119.1	28.472	109.6	2:38.679	83.04	3.187	16:41:01.850
8 -	<b>46.950</b>	122.6	33.126	<b>89.4</b>	48.455	104.0	29.818	100.7	2:38.349 (3)	83.21	2.857	16:43:40.199
9 -	48.393	121.1	33.666	84.9	47.941	113.7	29.908	105.9	2:39.908	82.40	4.416	16:46:20.107

P10		75 AM		Martin THOMAS				Xentek Motorsport				
IDEAL LAP TIME : 2:27.651		BEST LAP TIME : 2:27.937				DIFFERENCE : 0.286						
LAP	SECTOR 1	SECTOR 2		SECTOR 3		SECTOR 4		LAP TIME	MPH	DIFF	TIME OF DAY	
1 -		126.8	31.816	88.4	44.993	125.6	27.072	<b>113.9</b>	6:09.245	35.68	3:41.308	16:24:59.743
2 -	44.472	127.3	31.666	<b>90.5</b>	45.108	<b>126.6</b>	<b>26.691</b>	113.7	<b>2:27.937 (1)</b>	<b>89.07</b>		<b>16:27:27.680</b>
3 -	44.640	<b>127.5</b>	<b>31.590</b>	88.1	45.110	126.3	27.158	113.7	2:28.498 (3)	88.74	0.561	16:29:56.178
4 -	44.944	126.3	32.849	86.7	46.105	125.6	26.877	113.7	2:30.775	87.40	2.838	16:32:26.953
5 -	45.050	127.0	33.028	89.4	<b>44.928</b>	125.6	26.887	113.3	2:29.893	87.91	1.956	16:34:56.846
6 -	<b>44.442</b>	126.3	31.762	90.3	44.953	125.2	27.303	112.4	2:28.460 (2)	88.76	0.523	16:37:25.306

P11		27 PRO		Ben MCKENNA				MDD Racing				
IDEAL LAP TIME : 2:26.933		BEST LAP TIME : 2:29.567				DIFFERENCE : 2.634						
LAP	SECTOR 1	SECTOR 2		SECTOR 3		SECTOR 4		LAP TIME	MPH	DIFF	TIME OF DAY	
1 -		<b>127.0</b>	<b>31.116</b>	<b>92.6</b>	<b>44.032</b>	125.4	<b>26.763</b>	<b>113.3</b>	6:05.478	36.05	3:35.911	16:24:55.976
2 -	45.419	126.6	31.887	88.5	45.118	123.3	27.393	112.9	2:29.817 (2)	87.95	0.250	16:27:25.793
3 -	<b>45.022</b>	126.3	32.222	87.8	45.151	<b>126.1</b>	27.172	113.1	<b>2:29.567 (1)</b>	<b>88.10</b>		<b>16:29:55.360</b>
4 -	45.363	126.3	32.889	84.6	45.616	123.5	27.434	112.4	2:31.302 (3)	87.09	1.735	16:32:26.662
5 -	45.140	125.6	32.646	87.2	45.018	124.2	IN PIT		2:32.366 P	86.48	2.799	16:34:59.028

# 2024 Protyre Motorsport Ginetta GT Championship

## RACE 2 - ROUND 5 - BEST SECTORS

SECTOR 1			SECTOR 2			SECTOR 3			SECTOR 4			IDEAL / BEST COMPARISON						
POS	NO	NAME	TIME	NO	NAME	TIME	NO	NAME	TIME	NO	NAME	TIME	POS	NO	NAME	IDEAL	BEST	DIFF
																<b>PERFECT LAP</b>	<b>2:19.994</b>	
1	63	GARLICK	42.133	71	GARLICK	30.907	63	GARLICK	41.870	63	GARLICK	25.084	1	63	GARLICK	2:20.109	2:20.230	0.121
2	44	MANGION	43.991	63	GARLICK	31.022	71	GARLICK	43.451	57	WHITE	26.251	2	71	GARLICK	2:24.763	2:24.958	0.195
3	71	GARLICK	44.124	27	MCKENNA	31.116	24	DOUGLAS	43.963	71	GARLICK	26.281	3	24	DOUGLASS	2:26.399	2:27.585	1.186
4	75	THOMAS	44.442	24	DOUGLAS	31.210	27	MCKENNA	44.032	24	DOUGLAS	26.559	4	57	WHITE	2:26.581	2:28.617	2.036
5	33	SHAW	44.657	33	SHAW	31.425	57	WHITE	44.042	75	THOMAS	26.691	5	44	MANGION	2:26.759	2:28.120	1.361
6	57	WHITE	44.661	75	THOMAS	31.590	44	MANGION	44.045	27	MCKENNA	26.763	6	27	MCKENNA	2:26.933	2:29.567	2.634
7	24	DOUGLAS	44.667	57	WHITE	31.627	33	SHAW	44.707	33	SHAW	26.775	7	33	SHAW	2:27.564	2:27.851	0.287
8	27	MCKENNA	45.022	44	MANGION	31.728	75	THOMAS	44.928	44	MANGION	26.995	8	75	THOMAS	2:27.651	2:27.937	0.286
9	22	MANGION	46.326	25	KEARNEY	32.106	25	KEARNEY	45.569	22	MANGION	27.660	9	22	MANGION	2:32.178	2:33.327	1.149
10	56	REEVE	46.950	56	REEVE	32.481	22	MANGION	45.633	25	KEARNEY	27.956	10	25	KEARNEY	2:32.588	2:33.582	0.994
11	25	KEARNEY	46.957	22	MANGION	32.559	56	REEVE	46.855	56	REEVE	28.081	11	56	REEVE	2:34.367	2:35.492	1.125



# 2024 Protyre Motorsport Ginetta GT Championship

## RACE 2 - ROUND 5 - BEST SPEEDS

POS	INTERMEDIATE 1			INTERMEDIATE 2			INTERMEDIATE 3			FINISH LINE		
	NO	NAME	MPH	NO	NAME	MPH	NO	NAME	MPH	NO	NAME	MPH
1	33	SHAW	130.8	63	GARLICK	95.3	24	DOUGLASS	128.3	63	GARLICK	117.0
2	63	GARLICK	130.5	71	GARLICK	94.5	63	GARLICK	128.0	57	WHITE	115.3
3	57	WHITE	129.5	24	DOUGLASS	92.6	57	WHITE	127.5	33	SHAW	115.1
4	44	MANGION	128.8	27	MCKENNA	92.6	44	MANGION	127.0	71	GARLICK	114.9
5	22	MANGION	127.8	33	SHAW	92.3	75	THOMAS	126.6	44	MANGION	114.7
6	25	KEARNEY	127.8	57	WHITE	91.4	33	SHAW	126.3	22	MANGION	114.1
7	24	DOUGLASS	127.5	44	MANGION	90.5	27	MCKENNA	126.1	75	THOMAS	113.9
8	75	THOMAS	127.5	75	THOMAS	90.5	22	MANGION	125.9	24	DOUGLASS	113.7
9	71	GARLICK	127.0	25	KEARNEY	89.7	25	KEARNEY	125.9	25	KEARNEY	113.7
10	27	MCKENNA	127.0	22	MANGION	89.5	71	GARLICK	125.6	27	MCKENNA	113.3
11	56	REEVE	125.4	56	REEVE	89.4	56	REEVE	120.2	56	REEVE	112.0

# 2024 Protyre Motorsport Ginetta GT Championship

## RACE 2 - ROUND 5 - STATISTICS

<b>Competitors Started</b>	11
<b>Planned Start</b>	2024-04-28 @ 16:22:00.000
<b>Actual Start</b>	2024-04-28 @ 16:18:50.497
<b>Finish Time</b>	2024-04-28 @ 16:44:15.407
<b>Track Length</b>	3.6604mi.
<b>Total Laps</b>	92
<b>Total Distance Covered</b>	336.7657mi.

### Session Fastest Lap History

NO	CL	NAME	LAP TIME	TIME OF DAY	LAP	VEHICLE
71	PRO	Luke GARLICK	<b>2:24.958</b>	16:27:19.552	2	Xentek Motorsport
63	PRO	Conner GARLICK	<b>2:23.779</b>	16:34:49.943	5	Xentek Motorsport
63	PRO	Conner GARLICK	<b>2:21.227</b>	16:37:11.170	6	Xentek Motorsport
63	PRO	Conner GARLICK	<b>2:20.467</b>	16:41:55.171	8	Xentek Motorsport
63	PRO	Conner GARLICK	<b>2:20.230</b>	16:44:15.401	9	Xentek Motorsport

### Session Leader History

NO	CL	NAME	FROM LAP	LAPS LED	DISTANCE	VEHICLE
71	PRO	Luke GARLICK	1	6	21.96 miles	Xentek Motorsport
63	PRO	Conner GARLICK	7	3	10.98 miles	Xentek Motorsport

### Flag History

TYPE	TIME OF DAY
GREEN	16:18:50.497
FINISH	16:44:15.407

### Flag Statistics

TYPE	COUNT	TOTAL LAPS	TOTAL TIME
Green	1	9	29:11.950
Red	0	0	0.000
Safety Car	0	0	0.000
FCY	0	0	0.000

# 2024 Protyre Motorsport Ginetta GT Championship

## RACE 2 - ROUND 5 - STATISTICS

CLASS : PRO

5 Starters

### Fastest Lap History

NO	NAME	LAP TIME	TIME OF DAY	LAP	VEHICLE
71	Luke GARLICK	<b>2:24.958</b>	16:27:19.552	2	Xentek Motorsport
63	Conner GARLICK	<b>2:23.779</b>	16:34:49.943	5	Xentek Motorsport
63	Conner GARLICK	<b>2:21.227</b>	16:37:11.170	6	Xentek Motorsport
63	Conner GARLICK	<b>2:20.467</b>	16:41:55.171	8	Xentek Motorsport
63	Conner GARLICK	<b>2:20.230</b>	16:44:15.401	9	Xentek Motorsport

### Leader History

NO	NAME	FROM LAP	LAPS LED	DISTANCE	VEHICLE
71	Luke GARLICK	1	6	21.96 miles	Xentek Motorsport
63	Conner GARLICK	7	3	10.98 miles	Xentek Motorsport

# 2024 Protyre Motorsport Ginetta GT Championship

## RACE 2 - ROUND 5 - STATISTICS

CLASS : AM

6 Starters

### Fastest Lap History

NO	NAME	LAP TIME	TIME OF DAY	LAP	VEHICLE
57	Nick WHITE	2:28.851	16:27:25.443	2	Raceway Motorsport
75	Martin THOMAS	2:27.937	16:27:27.684	2	Xentek Motorsport
33	Matt SHAW	2:27.851	16:27:29.951	2	Raceway Motorsport

### Leader History

NO	NAME	FROM LAP	LAPS LED	DISTANCE	VEHICLE
57	Nick WHITE	1	9	32.94 miles	Raceway Motorsport

# 2024 Protyre Motorsport Ginetta GT Championship

## RACE 2 - ROUND 5 - WEATHER CONDITIONS

