



GINETTA
JUNIOR CHAMPIONSHIP

2024 GINETTA JUNIOR CHAMPIONSHIP

brscc
DRIVEN BY RACING

Rounds 1, 2 & 3
Oulton Park International
30th March – 1st April 2024

T S L
SPORTS TIMING
TIMING SOLUTIONS LTD

Timing & Results Provided by Timing Solutions Ltd

www.tsl-timing.com



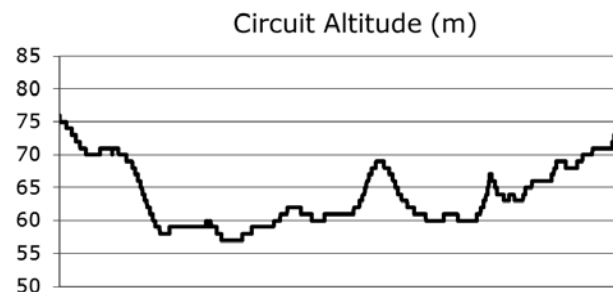
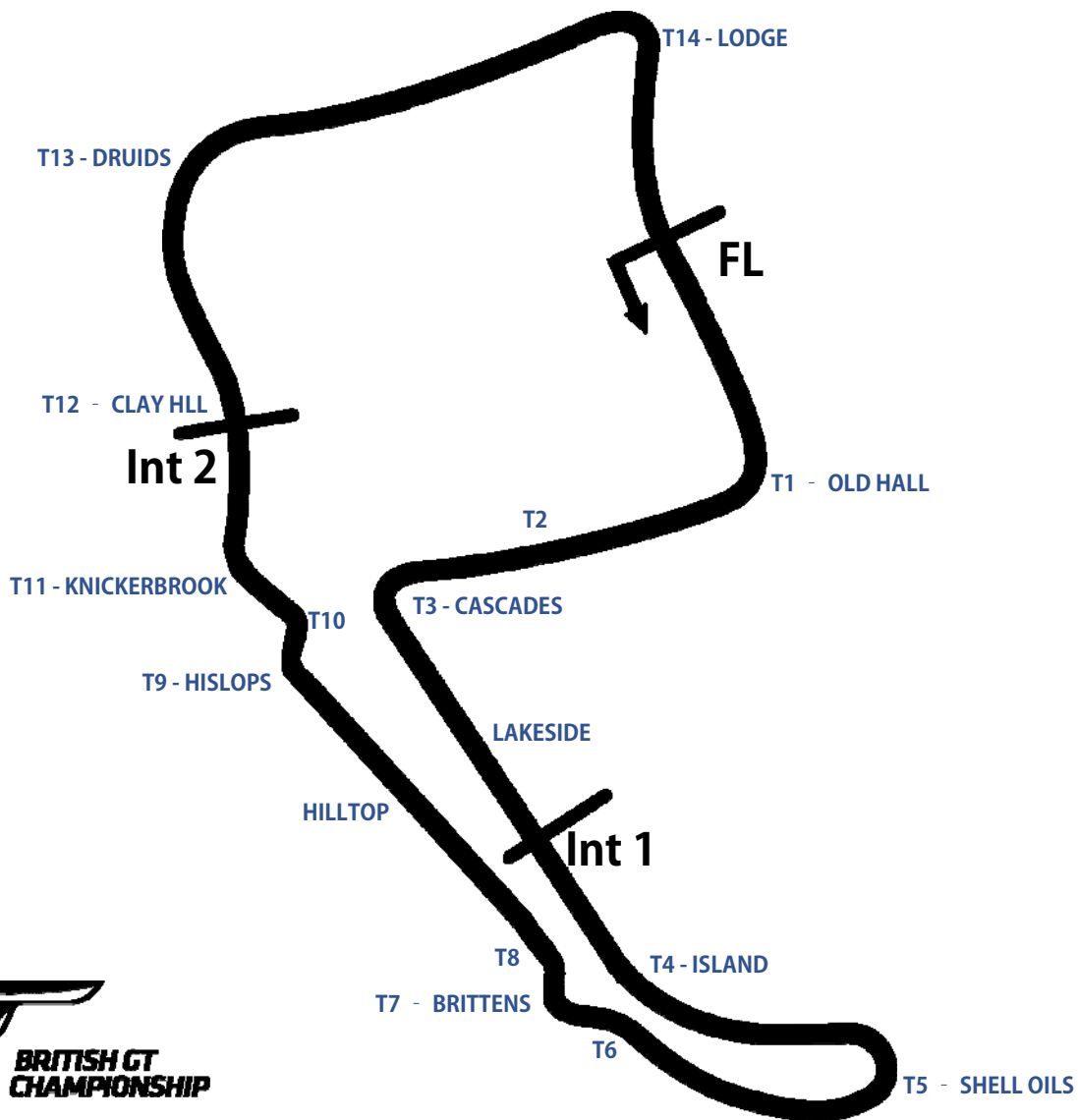
OultonPark

Oulton Park International Circuit

Little Budworth, Tarporley, Cheshire, UK



TIMING SOLUTIONS LTD



Length	2.6920 miles 4.332 km 4332.4 m		
FL		53.17997 N	2.61294 W
Int 1	1163m	53.17248 N	2.61631 W
Int 2	3066m	53.17830 N	2.62040 W
Pit Entry	4314m	53.18011 N	2.61306 W
Pit Exit	180m after FL	53.17836 N	2.61232 W
Pit Entry - Pit Exit	199m, 17.9s @ 40kph, 11.9s @ 60kph		



Results & Live Timing available at – www.tsl-timing.com

Updated - 14/03/2024 12:17

2024 Ginetta Junior Championship

QUALIFYING - RACE 1 - CLASSIFICATION

POS	NO	CL	PIC	NAME	NAT	ENTRY	TIME	ON	LAPS	GAP	DIFF	MPH
1	25	R	1	Ethan JEFF-HALL	GBR	R Racing	2:05.724	4	5			77.08
2	50	J	1	Charlie HART	GBR	Elite Motorsport	2:06.105	4	5	0.381	0.381	76.85
3	67	R	2	Marcus SAETER	NOR	R Racing	2:06.136	3	5	0.412	0.031	76.83
4	90	J	2	Chase FERNANDEZ	GBR	E3 Sport	2:06.277	3	5	0.553	0.141	76.74
5	26	J	3	Henry JOSLYN	GBR	Preptech UK	2:06.440	4	5	0.716	0.163	76.64
6	11	R	3	Ruben DAN	AUS	Elite Motorsport	2:06.467	4	5	0.743	0.027	76.63
7	35*	R	4	Isaac PHELPS	GBR	Elite Motorsport	2:06.590	3	5	0.866	0.123	76.55
8	18	R	5	Torrin BYRNE (F)	GBR	Pace Performance	2:06.613	4	5	0.889	0.023	76.54
9	43	R	6	Archie CLARK	GBR	Elite Motorsport	2:06.822	4	5	1.098	0.209	76.41
10	7	R	7	Nick ELLIS	IMN	Elite Motorsport	2:07.071	4	5	1.347	0.249	76.26
11	5	R	8	Tom INGRAM HILL	GBR	R Racing	2:07.288	3	5	1.564	0.217	76.13
12	74*	R	9	Alfie DAVIES	GBR	Preptech UK	2:07.471	2	5	1.747	0.183	76.02
13	17	R	10	James SHOTTON	GBR	Fox Motorsport	2:07.667	3	5	1.943	0.196	75.91
14	70	R	11	Jude PETERS (F)	GBR	E3 Sport	2:07.964	4	5	2.240	0.297	75.73
15	31*	J	4	Felix LIVESEY	GBR	MDD Racing	2:08.363	3	5	2.639	0.399	75.49
16	28	J	5	Harry MOSS	GBR	R Racing	2:08.483	4	5	2.759	0.120	75.42
17	34	R	12	Max CUTHBERT	GBR	Elite Motorsport	2:08.544	4	5	2.820	0.061	75.39
18	45	R	13	Jack ROBINSON	GBR	Fox Motorsport	2:08.651	4	5	2.927	0.107	75.33
19	53*	R	14	Ethan CARNEY	USA	Preptech UK	2:08.678	4	5	2.954	0.027	75.31
20	75	R	15	Colin CRONIN	GBR	Fox Motorsport	2:08.939	4	5	3.215	0.261	75.16
21	4	R	16	James ELLIS (F)	GBR	MDD Racing	2:10.506	3	5	4.782	1.567	74.25
22	23*	J	6	Holly MIALL	GBR	Fox Motorsport	2:10.788	6	6	5.064	0.282	74.09
23	21*	R	17	Jovarni CASSELL JOSEPH (F)	GBR	MDD Racing	2:14.417	2	5	8.693	3.629	72.09

Comments:

No. 21, 23, 31, 35, 74 - 1 Lap time disallowed; exceeding track limits.

No. 53 - 2 Lap times disallowed; exceeding track limits.

Weather / Track : Bright / Dry

These results are provisional until the conclusion of any judicial and technical matters.

Date: 30/03/2024 Start: 09:00 Finish: 09:20

Oulton Park International: 2.6920 miles

Clerk Of Course: Paul Levitt

Stewards:

Timekeeper: Gethin Rees



Results can be found at www.tsl-timing.com

Printed - 09:26 Saturday, 30 March 2024

2024 Ginetta Junior Championship

QUALIFYING - RACE 6 - 2ND FASTEST CLASSIFICATION

POS	NO	CL	PIC	NAME	NAT	ENTRY	TIME	ON	LAPS	GAP	DIFF	MPH
1	25	R	1	Ethan JEFF-HALL	GBR	R Racing	2:06.036	3	5			76.89
2	90	J	1	Chase FERNANDEZ	GBR	E3 Sport	2:06.397	4	5	0.361	0.361	76.67
3	50	J	2	Charlie HART	GBR	Elite Motorsport	2:06.428	3	5	0.392	0.031	76.65
4	26	J	3	Henry JOSLYN	GBR	Preptech UK	2:06.550	3	5	0.514	0.122	76.58
5	11	R	2	Ruben DAN	AUS	Elite Motorsport	2:06.799	2	5	0.763	0.249	76.43
6	43	R	3	Archie CLARK	GBR	Elite Motorsport	2:06.852	3	5	0.816	0.053	76.39
7	18	R	4	Torrin BYRNE (F)	GBR	Pace Performance	2:06.877	2	5	0.841	0.025	76.38
8	35*	R	5	Isaac PHELPS	GBR	Elite Motorsport	2:07.013	2	5	0.977	0.136	76.30
9	5	R	6	Tom INGRAM HILL	GBR	R Racing	2:07.291	4	5	1.255	0.278	76.13
10	7	R	7	Nick ELLIS	IMN	Elite Motorsport	2:07.555	3	5	1.519	0.264	75.97
11	17	R	8	James SHOTTON	GBR	Fox Motorsport	2:07.741	4	5	1.705	0.186	75.86
12	67	R	9	Marcus SAETER	NOR	R Racing	2:07.789	2	5	1.753	0.048	75.83
13	74*	R	10	Alfie DAVIES	GBR	Preptech UK	2:08.130	4	5	2.094	0.341	75.63
14	28	J	4	Harry MOSS	GBR	R Racing	2:08.518	3	5	2.482	0.388	75.40
15	31*	J	5	Felix LIVESEY	GBR	MDD Racing	2:08.754	2	5	2.718	0.236	75.26
16	70	R	11	Jude PETERS (F)	GBR	E3 Sport	2:08.835	2	5	2.799	0.081	75.22
17	34	R	12	Max CUTHBERT	GBR	Elite Motorsport	2:08.903	3	5	2.867	0.068	75.18
18	45	R	13	Jack ROBINSON	GBR	Fox Motorsport	2:09.100	3	5	3.064	0.197	75.06
19	75	R	14	Colin CRONIN	GBR	Fox Motorsport	2:09.549	2	5	3.513	0.449	74.80
20	4	R	15	James ELLIS (F)	GBR	MDD Racing	2:10.546	4	5	4.510	0.997	74.23
21	21*	R	16	Jovarni CASSELL JOSEPH (F)	GBR	MDD Racing	2:14.707	3	5	8.671	4.161	71.94
22	53*	R	17	Ethan CARNEY	USA	Preptech UK			5			
23	23*	J	6	Holly MIALL	GBR	Fox Motorsport			6			

Comments:

No. 21, 23, 31, 35, 74 - 1 Lap time disallowed; exceeding track limits.

No. 53 - 2 Lap times disallowed; exceeding track limits.

Weather / Track : Bright / Dry

These results are provisional until the conclusion of any judicial and technical matters.

Date: 30/03/2024 Start: 09:00 Finish: 09:20

Oulton Park International: 2.6920 miles

Clerk Of Course: Paul Levitt

Stewards:

Timekeeper: Gethin Rees

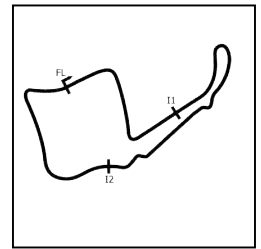


Results can be found at www.tsl-timing.com

Printed - 09:27 Saturday, 30 March 2024

2024 Ginetta Junior Championship

QUALIFYING - RACE 1 & 6 - SECTOR ANALYSIS



SECTOR 1 = FL to I1, SECTOR 2 = I1 to I2, SECTOR 3 = I2 to FL, DIFF = Difference To Personal Best Lap, P = Crossed Finish Line in Pit Lane, D = Time Disallowed

P1 25 R		Ethan JEFF-HALL					R Racing			
IDEAL LAP TIME : 2:05.674		BEST LAP TIME : 2:05.724			DIFFERENCE : 0.050					
LAP	SECTOR 1	SECTOR 2		SECTOR 3		LAP TIME	MPH	DIFF	TIME OF DAY	
1 -	OUTLAP	90.8	1:00.965	80.8	35.562	86.3			09:02:36.948	
2 -	32.277	92.9	59.257	81.5	34.986	86.7	2:06.520 (3)	76.59	0.796	09:04:43.468
3 -	31.884	94.1	59.173	81.3	34.979	86.9	2:06.036 (2)	76.89	0.312	09:06:49.504
4 -	31.934	93.8	59.036	81.6	34.754	87.7	2:05.724 (1)	77.08		09:08:55.228
5 -	35.964	81.0	1:07.019	70.6	IN PIT		2:29.053 P	65.01	23.329	09:11:24.281

P2 50 J		Charlie HART					Elite Motorsport			
IDEAL LAP TIME : 2:06.069		BEST LAP TIME : 2:06.105			DIFFERENCE : 0.036					
LAP	SECTOR 1	SECTOR 2		SECTOR 3		LAP TIME	MPH	DIFF	TIME OF DAY	
1 -	OUTLAP	90.8	1:00.657	80.4	35.609	85.8			09:02:30.673	
2 -	32.578	93.3	59.473	81.2	35.432	86.2	2:07.483 (3)	76.02	1.378	09:04:38.156
3 -	32.208	93.8	59.091	81.4	35.129	86.7	2:06.428 (2)	76.65	0.323	09:06:44.584
4 -	32.015	94.1	58.925	82.3	35.165	87.0	2:06.105 (1)	76.85		09:08:50.689
5 -	33.883	92.3	1:02.339	78.3	IN PIT		2:24.069 P	67.26	17.964	09:11:14.758

P3 67 R		Marcus SAETER					R Racing			
IDEAL LAP TIME : 2:06.136		BEST LAP TIME : 2:06.136			DIFFERENCE : 0.000					
LAP	SECTOR 1	SECTOR 2		SECTOR 3		LAP TIME	MPH	DIFF	TIME OF DAY	
1 -	OUTLAP	90.3	1:01.171	81.5	35.990	86.1			09:03:16.964	
2 -	32.356	93.0	59.800	81.5	35.633	87.0	2:07.789 (2)	75.83	1.653	09:05:24.753
3 -	32.053	94.1	59.037	81.2	35.046	87.3	2:06.136 (1)	76.83		09:07:30.889
4 -	35.687	92.1	1:00.488	81.5	35.305	87.0	2:11.480 (3)	73.70	5.344	09:09:42.369
5 -	35.834	89.8	1:02.692	79.6	IN PIT		2:22.064 P	68.21	15.928	09:12:04.433

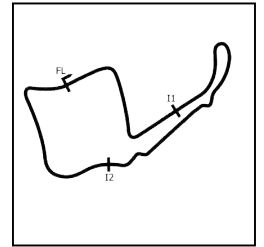
P4 90 J		Chase FERNANDEZ					E3 Sport			
IDEAL LAP TIME : 2:05.851		BEST LAP TIME : 2:06.277			DIFFERENCE : 0.426					
LAP	SECTOR 1	SECTOR 2		SECTOR 3		LAP TIME	MPH	DIFF	TIME OF DAY	
1 -	OUTLAP	91.9	59.581	80.8	37.117	85.7			09:02:49.114	
2 -	32.464	93.4	59.157	81.5	35.267	86.3	2:06.888 (3)	76.37	0.611	09:04:56.002
3 -	32.348	94.1	58.905	81.8	35.024	86.8	2:06.277 (1)	76.74		09:07:02.279
4 -	32.105	94.3	59.451	82.3	34.841	88.4	2:06.397 (2)	76.67	0.120	09:09:08.676
5 -	34.644	83.7	1:04.320	76.9	IN PIT		2:21.121 P	68.67	14.844	09:11:29.797

P5 26 J		Henry JOSLYN					Preptech UK			
IDEAL LAP TIME : 2:06.346		BEST LAP TIME : 2:06.440			DIFFERENCE : 0.094					
LAP	SECTOR 1	SECTOR 2		SECTOR 3		LAP TIME	MPH	DIFF	TIME OF DAY	
1 -	OUTLAP	89.1	1:00.889	79.7	35.402	85.4			09:02:57.647	
2 -	32.791	91.9	59.380	80.2	35.133	86.0	2:07.304 (3)	76.12	0.864	09:05:04.951
3 -	32.251	92.8	59.295	80.3	35.004	86.2	2:06.550 (2)	76.58	0.110	09:07:11.501
4 -	32.163	92.3	59.179	80.9	35.098	86.2	2:06.440 (1)	76.64		09:09:17.941
5 -	32.224	92.8	1:00.788	81.1	IN PIT		2:19.367 P	69.53	12.927	09:11:37.308

P6 11 R		Ruben DAN					Elite Motorsport			
IDEAL LAP TIME : 2:06.319		BEST LAP TIME : 2:06.467			DIFFERENCE : 0.148					
LAP	SECTOR 1	SECTOR 2		SECTOR 3		LAP TIME	MPH	DIFF	TIME OF DAY	
1 -	OUTLAP	90.6	1:00.844	81.2	35.127	86.2			09:03:24.044	
2 -	32.388	93.7	59.604	81.7	34.807	87.1	2:06.799 (2)	76.43	0.332	09:05:30.843
3 -	33.761	92.8	59.395	81.2	35.084	86.3	2:08.240 (3)	75.57	1.773	09:07:39.083
4 -	32.166	93.5	59.346	81.6	34.955	86.9	2:06.467 (1)	76.63		09:09:45.550
5 -	36.494	82.5	1:06.179	78.8	IN PIT		2:27.705 P	65.61	21.238	09:12:13.255

2024 Ginetta Junior Championship

QUALIFYING - RACE 1 & 6 - SECTOR ANALYSIS



SECTOR 1 = FL to I1, SECTOR 2 = I1 to I2, SECTOR 3 = I2 to FL, DIFF = Difference To Personal Best Lap, P = Crossed Finish Line in Pit Lane, D = Time Disallowed

P7 35 R		Isaac PHELPS					Elite Motorsport			
IDEAL LAP TIME : 2:06.315		BEST LAP TIME : 2:06.590			DIFFERENCE : 0.275					
LAP	SECTOR 1	SECTOR 2		SECTOR 3		LAP TIME	MPH	DIFF	TIME OF DAY	
1 -	OUTLAP	92.5	1:00.435	81.0	35.631	86.1			09:02:52.325	
2 -	32.583	93.8	59.360	81.5	35.070	86.4	2:07.013 (2)	76.30	0.423	09:04:59.338
3 -	32.238	94.3	59.375	81.2	34.977	86.8	2:06.590 (1)	76.55		09:07:05.928
4 -	33.432	93.5	59.227	81.8	34.850	87.0	2:07.509 D	76.00	0.919	09:09:13.437
5 -	32.574	93.2	1:03.574	75.9	IN PIT		2:21.594 P	68.44	15.004	09:11:35.031

P8 18 R		Torrin BYRNE (F)					Pace Performance			
IDEAL LAP TIME : 2:06.382		BEST LAP TIME : 2:06.613			DIFFERENCE : 0.231					
LAP	SECTOR 1	SECTOR 2		SECTOR 3		LAP TIME	MPH	DIFF	TIME OF DAY	
1 -	OUTLAP	90.0	1:00.672	81.5	35.009	86.3				09:03:28.245
2 -	32.300	93.8	59.666	81.2	34.911	86.9	2:06.877 (2)	76.38	0.264	09:05:35.122
3 -	32.448	94.1	59.914	80.9	34.783	87.3	2:07.145 (3)	76.22	0.532	09:07:42.267
4 -	32.031	93.7	59.897	81.5	34.685	87.4	2:06.613 (1)	76.54		09:09:48.880
5 -	34.232	84.9	1:04.013	81.0	IN PIT		2:20.490 P	68.98	13.877	09:12:09.370

P9 43 R		Archie CLARK					Elite Motorsport			
IDEAL LAP TIME : 2:06.676		BEST LAP TIME : 2:06.822			DIFFERENCE : 0.146					
LAP	SECTOR 1	SECTOR 2		SECTOR 3		LAP TIME	MPH	DIFF	TIME OF DAY	
1 -	OUTLAP	91.3	1:00.585	81.7	35.347	87.3				09:03:11.025
2 -	32.345	95.3	59.594	81.8	35.079	86.8	2:07.018 (3)	76.29	0.196	09:05:18.043
3 -	32.521	93.7	59.297	81.2	35.034	87.0	2:06.852 (2)	76.39	0.030	09:07:24.895
4 -	32.365	93.7	59.379	81.5	35.078	86.2	2:06.822 (1)	76.41		09:09:31.717
5 -	35.570	83.4	1:06.993	71.1	IN PIT		2:27.866 P	65.54	21.044	09:11:59.583

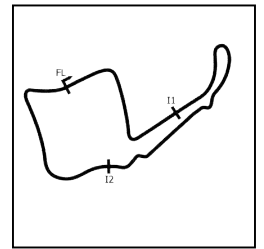
P10 7 R		Nick ELLIS					Elite Motorsport			
IDEAL LAP TIME : 2:06.630		BEST LAP TIME : 2:07.071			DIFFERENCE : 0.441					
LAP	SECTOR 1	SECTOR 2		SECTOR 3		LAP TIME	MPH	DIFF	TIME OF DAY	
1 -	OUTLAP	90.5	1:01.022	81.0	35.307	85.7				09:03:33.794
2 -	33.092	93.5	59.985	81.1	34.958	86.3	2:08.035 (3)	75.69	0.964	09:05:41.829
3 -	33.204	93.2	59.488	81.3	34.863	87.0	2:07.555 (2)	75.97	0.484	09:07:49.384
4 -	32.445	94.1	59.322	81.7	35.304	85.2	2:07.071 (1)	76.26		09:09:56.455
5 -	34.173	91.5	1:01.129	81.3	IN PIT		2:21.351 P	68.56	14.280	09:12:17.806

P11 5 R		Tom INGRAM HILL					R Racing			
IDEAL LAP TIME : 2:07.275		BEST LAP TIME : 2:07.288			DIFFERENCE : 0.013					
LAP	SECTOR 1	SECTOR 2		SECTOR 3		LAP TIME	MPH	DIFF	TIME OF DAY	
1 -	OUTLAP	89.5	1:01.664	81.1	36.096	85.3				09:03:10.484
2 -	32.596	92.4	1:00.720	81.5	35.604	86.1	2:08.920 (3)	75.17	1.632	09:05:19.404
3 -	32.186	93.8	59.759	81.1	35.343	86.8	2:07.288 (1)	76.13		09:07:26.692
4 -	32.176	93.3	59.756	81.1	35.359	86.8	2:07.291 (2)	76.13	0.003	09:09:33.983
5 -	34.713	79.4	1:06.570	73.0	IN PIT		2:28.216 P	65.38	20.928	09:12:02.199

P12 74 R		Alfie DAVIES					Preptech UK			
IDEAL LAP TIME : 2:06.640		BEST LAP TIME : 2:07.471			DIFFERENCE : 0.831					
LAP	SECTOR 1	SECTOR 2		SECTOR 3		LAP TIME	MPH	DIFF	TIME OF DAY	
1 -	OUTLAP	90.8	1:00.552	81.2	35.318	86.9				09:02:44.235
2 -	32.541	93.9	59.352	80.9	35.578	87.6	2:07.471 (1)	76.02		09:04:51.706
3 -	33.633	93.4	1:00.001	81.9	35.409	87.2	2:09.043 D	75.10	1.572	09:07:00.749
4 -	32.759	94.3	1:00.624	83.0	34.747	88.6	2:08.130 (2)	75.63	0.659	09:09:08.879
5 -	34.902	79.7	1:04.866	80.9	IN PIT		2:23.176 P	67.68	15.705	09:11:32.055

2024 Ginetta Junior Championship

QUALIFYING - RACE 1 & 6 - SECTOR ANALYSIS



SECTOR 1 = FL to I1, SECTOR 2 = I1 to I2, SECTOR 3 = I2 to FL, DIFF = Difference To Personal Best Lap, P = Crossed Finish Line in Pit Lane, D = Time Disallowed

P13 17 R		James SHOTTON			Fox Motorsport					
IDEAL LAP TIME : 2:07.283		BEST LAP TIME : 2:07.667			DIFFERENCE : 0.384					
LAP	SECTOR 1	SECTOR 2		SECTOR 3		LAP TIME	MPH	DIFF	TIME OF DAY	
1 -	OUTLAP	88.1	1:01.954	79.7	36.235	84.4			09:03:44.192	
2 -	32.693	92.3	1:00.130	80.5	35.493	84.8	2:08.316 (3)	75.52	0.649	09:05:52.508
3 -	32.496	92.5	59.888	80.2	35.283	85.5	2:07.667 (1)	75.91		09:08:00.175
4 -	32.264	92.9	1:00.346	80.7	35.131	86.4	2:07.741 (2)	75.86	0.074	09:10:07.916
5 -	34.249	78.1	1:02.981	78.5	IN PIT		2:23.598 P	67.48	15.931	09:12:31.514

P14 70 R		Jude PETERS (F)			E3 Sport					
IDEAL LAP TIME : 2:07.835		BEST LAP TIME : 2:07.964			DIFFERENCE : 0.129					
LAP	SECTOR 1	SECTOR 2		SECTOR 3		LAP TIME	MPH	DIFF	TIME OF DAY	
1 -	OUTLAP	89.4	1:02.176	79.2	35.401	85.0			09:03:21.005	
2 -	32.903	91.6	1:00.726	79.8	35.206	84.9	2:08.835 (2)	75.22	0.871	09:05:29.840
3 -	41.440	91.3	1:00.566	79.6	35.330	85.1	2:17.336 (3)	70.56	9.372	09:07:47.176
4 -	32.607	91.3	1:00.022	79.6	35.335	84.7	2:07.964 (1)	75.73		09:09:55.140
5 -	34.872	90.0	1:01.187	79.2	IN PIT		2:20.423 P	69.01	12.459	09:12:15.563

P15 31 J		Felix LIVESEY			MDD Racing					
IDEAL LAP TIME : 2:07.787		BEST LAP TIME : 2:08.363			DIFFERENCE : 0.576					
LAP	SECTOR 1	SECTOR 2		SECTOR 3		LAP TIME	MPH	DIFF	TIME OF DAY	
1 -	OUTLAP	88.4	1:01.967	78.4	35.947	83.9			09:02:42.606	
2 -	32.637	90.6	1:00.655	79.3	35.462	84.8	2:08.754 (2)	75.26	0.391	09:04:51.360
3 -	32.387	91.4	1:00.349	78.8	35.627	84.7	2:08.363 (1)	75.49		09:06:59.723
4 -	33.372	90.4	1:00.010	78.8	35.390	85.2	2:08.772 D	75.25	0.409	09:09:08.495
5 -	34.539	88.1	1:04.309	78.5	IN PIT		2:19.693 P	69.37	11.330	09:11:28.188

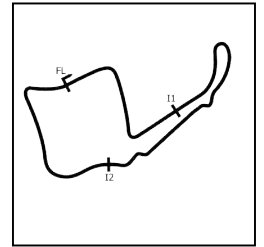
P16 28 J		Harry MOSS			R Racing					
IDEAL LAP TIME : 2:08.441		BEST LAP TIME : 2:08.483			DIFFERENCE : 0.042					
LAP	SECTOR 1	SECTOR 2		SECTOR 3		LAP TIME	MPH	DIFF	TIME OF DAY	
1 -	OUTLAP	89.5	1:02.738	79.8	36.757	84.7			09:03:40.888	
2 -	32.925	92.3	1:00.692	80.2	36.122	85.2	2:09.739 (3)	74.69	1.256	09:05:50.627
3 -	32.627	92.9	1:00.350	80.4	35.541	85.9	2:08.518 (2)	75.40	0.035	09:07:59.145
4 -	32.561	92.4	1:00.392	79.7	35.530	85.7	2:08.483 (1)	75.42		09:10:07.628
5 -	34.000	81.7	1:02.999	79.1	IN PIT		2:21.025 P	68.72	12.542	09:12:28.653

P17 34 R		Max CUTHBERT			Elite Motorsport					
IDEAL LAP TIME : 2:08.544		BEST LAP TIME : 2:08.544			DIFFERENCE : 0.000					
LAP	SECTOR 1	SECTOR 2		SECTOR 3		LAP TIME	MPH	DIFF	TIME OF DAY	
1 -	OUTLAP	90.4	1:04.660	80.0	35.747	85.9			09:03:59.274	
2 -	33.048	92.4	1:00.504	80.5	35.687	85.5	2:09.239 (3)	74.98	0.695	09:06:08.513
3 -	32.932	92.5	1:00.271	80.3	35.700	86.0	2:08.903 (2)	75.18	0.359	09:08:17.416
4 -	32.687	92.1	1:00.267	80.4	35.590	85.5	2:08.544 (1)	75.39		09:10:25.960
5 -	32.966	92.1	1:02.640	77.9	IN PIT		2:24.483 P	67.07	15.939	09:12:50.443

P18 45 R		Jack ROBINSON			Fox Motorsport					
IDEAL LAP TIME : 2:08.651		BEST LAP TIME : 2:08.651			DIFFERENCE : 0.000					
LAP	SECTOR 1	SECTOR 2		SECTOR 3		LAP TIME	MPH	DIFF	TIME OF DAY	
1 -	OUTLAP	89.3	1:05.385	61.5	40.327	84.6			09:04:09.112	
2 -	33.272	92.5	1:01.034	81.1	35.629	85.7	2:09.935 (3)	74.58	1.284	09:06:19.047
3 -	32.994	92.1	1:00.683	80.4	35.423	85.4	2:09.100 (2)	75.06	0.449	09:08:28.147
4 -	32.956	91.8	1:00.386	81.0	35.309	85.8	2:08.651 (1)	75.33		09:10:36.798
5 -	33.235	91.1	1:02.198	80.1	IN PIT		2:19.389 P	69.52	10.738	09:12:56.187

2024 Ginetta Junior Championship

QUALIFYING - RACE 1 & 6 - SECTOR ANALYSIS



SECTOR 1 = FL to I1, SECTOR 2 = I1 to I2, SECTOR 3 = I2 to FL, DIFF = Difference To Personal Best Lap, P = Crossed Finish Line in Pit Lane, D = Time Disallowed

P19		53 R		Ethan CARNEY			Preptech UK		
IDEAL LAP TIME : 2:08.512		BEST LAP TIME : 2:08.678			DIFFERENCE : 0.166				
LAP	SECTOR 1	SECTOR 2		SECTOR 3		LAP TIME	MPH	DIFF	TIME OF DAY
1 -	OUTLAP	88.5	1:01.750	79.8	35.650	84.9			09:03:48.126
2 -	33.530	91.1	1:00.643	80.0	35.726	85.0	2:09.899 D	74.60	1.221 09:05:58.025
3 -	33.065	91.9	1:00.218	80.0	35.614	85.5	2:08.897 D	75.18	0.219 09:08:06.922
4 -	32.786	91.9	1:00.384	79.9	35.508	85.1	2:08.678 (1)	75.31	09:10:15.600
5 -	32.787	92.1	1:00.941	79.9	IN PIT		2:19.182 P	69.63	10.504 09:12:34.782

P20		75 R		Colin CRONIN			Fox Motorsport		
IDEAL LAP TIME : 2:08.939		BEST LAP TIME : 2:08.939			DIFFERENCE : 0.000				
LAP	SECTOR 1	SECTOR 2		SECTOR 3		LAP TIME	MPH	DIFF	TIME OF DAY
1 -	OUTLAP	87.4	1:03.513	79.5	35.875	85.4			09:04:11.638
2 -	33.161	92.0	1:00.850	80.2	35.538	85.2	2:09.549 (2)	74.80	0.610 09:06:21.187
3 -	33.162	92.6	1:00.993	80.3	35.425	85.9	2:09.580 (3)	74.79	0.641 09:08:30.767
4 -	32.954	92.9	1:00.718	80.9	35.267	85.1	2:08.939 (1)	75.16	09:10:39.706
5 -	33.107	92.4	1:01.847	79.8	IN PIT		2:20.356 P	69.04	11.417 09:13:00.062

P21		4 R		James ELLIS (F)			MDD Racing		
IDEAL LAP TIME : 2:10.157		BEST LAP TIME : 2:10.506			DIFFERENCE : 0.349				
LAP	SECTOR 1	SECTOR 2		SECTOR 3		LAP TIME	MPH	DIFF	TIME OF DAY
1 -	OUTLAP	87.1	1:02.944	77.9	36.783	82.0			09:04:08.008
2 -	33.431	89.1	1:01.489	78.0	36.170	82.7	2:11.090 (3)	73.92	0.584 09:06:19.098
3 -	33.320	90.8	1:01.172	78.3	36.014	83.2	2:10.506 (1)	74.25	09:08:29.604
4 -	33.164	89.5	1:01.124	78.3	36.258	84.4	2:10.546 (2)	74.23	0.040 09:10:40.150
5 -	33.019	91.1	1:01.816	78.4	IN PIT		2:22.001 P	68.24	11.495 09:13:02.151

P22		23 J		Holly MIALL			Fox Motorsport		
IDEAL LAP TIME : 2:10.525		BEST LAP TIME : 2:10.788			DIFFERENCE : 0.263				
LAP	SECTOR 1	SECTOR 2		SECTOR 3		LAP TIME	MPH	DIFF	TIME OF DAY
1 -	OUTLAP	76.9	1:09.568	67.3	IN PIT		P		09:04:10.808
2 -	OUTLAP	81.2	1:05.830	70.8	39.524	78.3	4:43.026	34.24	2:32.238 09:08:53.834
3 -	36.109	82.6	1:07.146	72.7	IN PIT		2:26.221 P	66.27	15.433 09:11:20.055
4 -	OUTLAP	90.6	1:02.521	78.8	35.806	85.2	4:40.512	34.54	2:29.724 09:16:00.567
5 -	33.020	91.0	1:01.843	79.1	35.859	85.2	2:10.722 D	74.13	09:18:11.289
6 -	33.113	90.6	1:02.013	79.2	35.662	85.8	2:10.788 (1)	74.09	09:20:22.077

P23		21 R		Jovarni CASSELL JOSEPH (F)			MDD Racing		
IDEAL LAP TIME : 2:11.954		BEST LAP TIME : 2:14.417			DIFFERENCE : 2.463				
LAP	SECTOR 1	SECTOR 2		SECTOR 3		LAP TIME	MPH	DIFF	TIME OF DAY
1 -	OUTLAP	87.0	1:03.241	77.4	36.664	83.3			09:04:18.019
2 -	35.541	88.8	1:02.245	77.9	36.631	83.3	2:14.417 (1)	72.09	09:06:32.436
3 -	35.910	88.7	1:02.338	78.1	36.459	84.2	2:14.707 (2)	71.94	0.290 09:08:47.143
4 -	34.769	90.1	1:01.881	78.0	36.288	84.0	2:12.938 D	72.90	09:11:00.081
5 -	33.785	90.5	1:02.885	78.3	IN PIT		2:24.835 P	66.91	10.418 09:13:24.916

2024 Ginetta Junior Championship

QUALIFYING - RACE 1 & 6 - BEST SECTORS

SECTOR 1			SECTOR 2			SECTOR 3			IDEAL / BEST COMPARISON						
POS	NO	NAME	TIME	NO	NAME	TIME	NO	NAME	TIME	POS	NO	NAME	IDEAL	BEST	DIFF
													PERFECT LAP	2:05.474	
1	25	JEFF-HALL	31.884	90	FERNANDEZ	58.905	18	BYRNE (F)	34.685	1	25	JEFF-HALL	2:05.674	2:05.724	0.050
2	50	HART	32.015	50	HART	58.925	74	DAVIES	34.747	2	90	FERNANDEZ	2:05.851	2:06.277	0.426
3	18	BYRNE (F)	32.031	25	JEFF-HALL	59.036	25	JEFF-HALL	34.754	3	50	HART	2:06.069	2:06.105	0.036
4	67	SAETER	32.053	67	SAETER	59.037	11	DAN	34.807	4	67	SAETER	2:06.136	2:06.136	0.000
5	90	FERNANDEZ	32.105	26	JOSLYN	59.179	90	FERNANDEZ	34.841	5	35	PHELPS	2:06.315	2:06.590	0.275
6	26	JOSLYN	32.163	35	PHELPS	59.227	35	PHELPS	34.850	6	11	DAN	2:06.319	2:06.467	0.148
7	11	DAN	32.166	43	CLARK	59.297	7	ELLIS	34.863	7	26	JOSLYN	2:06.346	2:06.440	0.094
8	5	INGRAM HILL	32.176	7	ELLIS	59.322	26	JOSLYN	35.004	8	18	BYRNE (F)	2:06.382	2:06.613	0.231
9	35	PHELPS	32.238	11	DAN	59.346	43	CLARK	35.034	9	7	ELLIS	2:06.630	2:07.071	0.441
10	17	SHOTTON	32.264	74	DAVIES	59.352	67	SAETER	35.046	10	74	DAVIES	2:06.640	2:07.471	0.831
11	43	CLARK	32.345	18	BYRNE (F)	59.666	50	HART	35.129	11	43	CLARK	2:06.676	2:06.822	0.146
12	31	LIVESEY	32.387	5	INGRAM HILL	59.756	17	SHOTTON	35.131	12	5	INGRAM HILL	2:07.275	2:07.288	0.013
13	7	ELLIS	32.445	17	SHOTTON	59.888	70	PETERS (F)	35.206	13	17	SHOTTON	2:07.283	2:07.667	0.384
14	74	DAVIES	32.541	31	LIVESEY	1:00.010	75	CRONIN	35.267	14	31	LIVESEY	2:07.787	2:08.363	0.576
15	28	MOSS	32.561	70	PETERS (F)	1:00.022	45	ROBINSON	35.309	15	70	PETERS (F)	2:07.835	2:07.964	0.129
16	70	PETERS (F)	32.607	53	CARNEY	1:00.218	5	INGRAM HILL	35.343	16	28	MOSS	2:08.441	2:08.483	0.042
17	34	CUTHBERT	32.687	34	CUTHBERT	1:00.267	31	LIVESEY	35.390	17	53	CARNEY	2:08.512	2:08.678	0.166
18	53	CARNEY	32.786	28	MOSS	1:00.350	53	CARNEY	35.508	18	34	CUTHBERT	2:08.544	2:08.544	0.000
19	75	CRONIN	32.954	45	ROBINSON	1:00.386	28	MOSS	35.530	19	45	ROBINSON	2:08.651	2:08.651	0.000
20	45	ROBINSON	32.956	75	CRONIN	1:00.718	34	CUTHBERT	35.590	20	75	CRONIN	2:08.939	2:08.939	0.000
21	4	ELLIS (F)	33.019	4	ELLIS (F)	1:01.124	23	MIALL	35.662	21	4	ELLIS (F)	2:10.157	2:10.506	0.349
22	23	MIALL	33.020	23	MIALL	1:01.843	4	ELLIS (F)	36.014	22	23	MIALL	2:10.525	2:10.788	0.263
23	21	CASSELL JOSEPH (F)	33.785	21	CASSELL JOSEPH (F)	1:01.881	21	CASSELL JOSEPH (F)	36.288	23	21	CASSELL JOSEPH (F)	2:11.954	2:14.417	2.463

2024 Ginetta Junior Championship

QUALIFYING - RACE 1 & 6 - BEST SPEEDS

POS	INTERMEDIATE 1			INTERMEDIATE 2			FINISH LINE		
	NO	NAME	MPH	NO	NAME	MPH	NO	NAME	MPH
1	43	CLARK	95.3	74	DAVIES	83.0	74	DAVIES	88.6
2	90	FERNANDEZ	94.3	50	HART	82.3	90	FERNANDEZ	88.4
3	35	PHELPS	94.3	90	FERNANDEZ	82.3	25	JEFF-HALL	87.7
4	74	DAVIES	94.3	35	PHELPS	81.8	18	BYRNE (F)	87.4
5	25	JEFF-HALL	94.1	43	CLARK	81.8	67	SAETER	87.3
6	50	HART	94.1	11	DAN	81.7	43	CLARK	87.3
7	67	SAETER	94.1	7	ELLIS	81.7	11	DAN	87.1
8	18	BYRNE (F)	94.1	25	JEFF-HALL	81.6	50	HART	87.0
9	7	ELLIS	94.1	67	SAETER	81.5	35	PHELPS	87.0
10	5	INGRAM HILL	93.8	18	BYRNE (F)	81.5	7	ELLIS	87.0
11	11	DAN	93.7	5	INGRAM HILL	81.5	5	INGRAM HILL	86.8
12	17	SHOTTON	92.9	26	JOSLYN	81.1	17	SHOTTON	86.4
13	28	MOSS	92.9	45	ROBINSON	81.1	26	JOSLYN	86.2
14	75	CRONIN	92.9	75	CRONIN	80.9	34	CUTHBERT	86.0
15	26	JOSLYN	92.8	17	SHOTTON	80.7	28	MOSS	85.9
16	34	CUTHBERT	92.5	34	CUTHBERT	80.5	75	CRONIN	85.9
17	45	ROBINSON	92.5	28	MOSS	80.4	45	ROBINSON	85.8
18	53	CARNEY	92.1	53	CARNEY	80.0	23	MIALL	85.8
19	70	PETERS (F)	91.6	70	PETERS (F)	79.8	53	CARNEY	85.5
20	31	LIVESEY	91.4	31	LIVESEY	79.3	31	LIVESEY	85.2
21	4	ELLIS (F)	91.1	23	MIALL	79.2	70	PETERS (F)	85.1
22	23	MIALL	91.0	4	ELLIS (F)	78.4	4	ELLIS (F)	84.4
23	21	CASSELL JOSEPH (F)	90.5	21	CASSELL JOSEPH (F)	78.3	21	CASSELL JOSEPH (F)	84.2

2024 Ginetta Junior Championship

QUALIFYING - RACE 1 & 6 - STATISTICS

Competitors Started 23
Planned Start 2024-03-30 @ 09:00:00.000
Actual Start 2024-03-30 @ 09:00:08.163
Finish Time 2024-03-30 @ 09:20:21.435
Track Length 2.6920mi.
Total Laps 116
Total Distance Covered 312.2753mi.

Session Fastest Lap History

NO	CL	NAME	LAP TIME	TIME OF DAY	LAP	VEHICLE
50	J	Charlie HART	2:07.483	09:04:38.178	2	Elite Motorsport
25	R	Ethan JEFF-HALL	2:06.520	09:04:43.490	2	R Racing
50	J	Charlie HART	2:06.428	09:06:44.605	3	Elite Motorsport
25	R	Ethan JEFF-HALL	2:06.036	09:06:49.525	3	R Racing
25	R	Ethan JEFF-HALL	2:05.724	09:08:55.249	4	R Racing

Flag History

TYPE	TIME OF DAY
GREEN	09:00:08.163
FINISH	09:20:21.435

Flag Statistics

TYPE	COUNT	TOTAL LAPS	TOTAL TIME
Green	1	6	22:38.227
Red	0	0	0.000
Safety Car	0	0	0.000
FCY	0	0	0.000

2024 Ginetta Junior Championship

QUALIFYING - RACE 1 & 6 - STATISTICS

CLASS : JUNIOR

6 Starters

Fastest Lap History

NO	NAME	LAP TIME	TIME OF DAY	LAP	VEHICLE
50	Charlie HART	2:07.483	09:04:38.178	2	Elite Motorsport
90	Chase FERNANDEZ	2:06.888	09:04:56.024	2	E3 Sport
50	Charlie HART	2:06.428	09:06:44.605	3	Elite Motorsport
90	Chase FERNANDEZ	2:06.277	09:07:02.302	3	E3 Sport
50	Charlie HART	2:06.105	09:08:50.710	4	Elite Motorsport

2024 Ginetta Junior Championship

QUALIFYING - RACE 1 & 6 - STATISTICS

CLASS : ROOKIE

17 Starters

Fastest Lap History

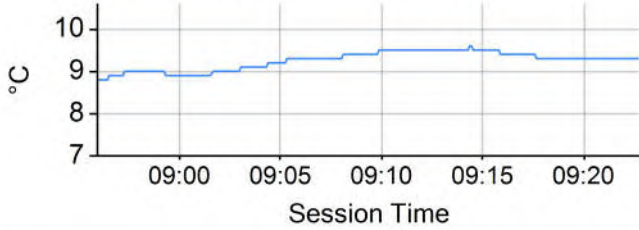
NO	NAME	LAP TIME	TIME OF DAY	LAP	VEHICLE
25	Ethan JEFF-HALL	2:06.520	09:04:43.490	2	R Racing
25	Ethan JEFF-HALL	2:06.036	09:06:49.525	3	R Racing
25	Ethan JEFF-HALL	2:05.724	09:08:55.249	4	R Racing

2024 Ginetta Junior Championship

QUALIFYING - RACE 1 & 6 - WEATHER CONDITIONS

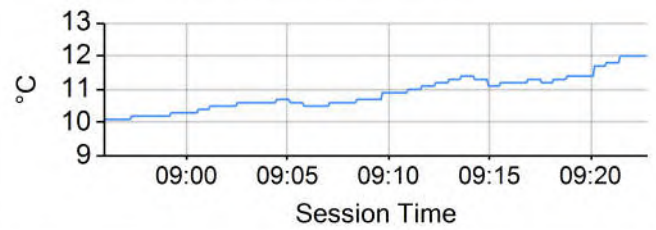
Air Temperature

Min: 8.8°C Max: 9.6°C



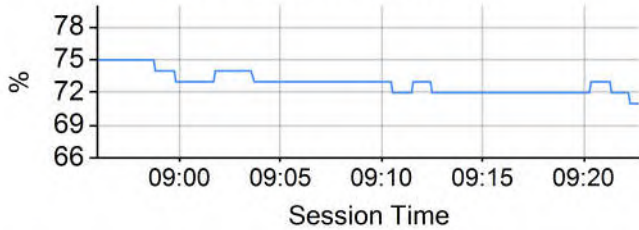
Track Temperature

Min: 10.1°C Max: 12°C



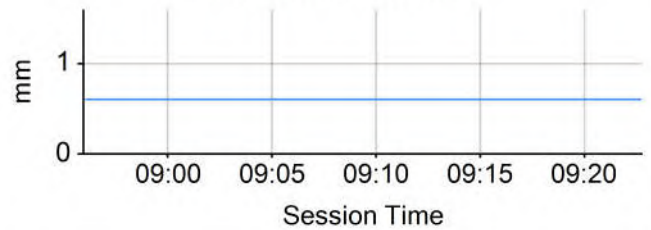
Humidity

Min: 71% Max: 75%



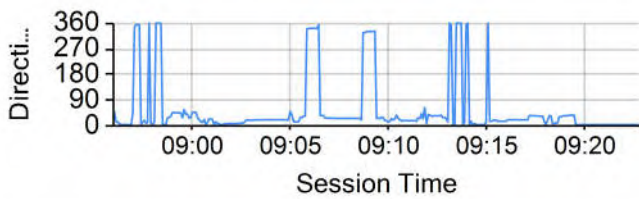
Daily Rainfall

Min: 0.6mm Max: 0.6mm



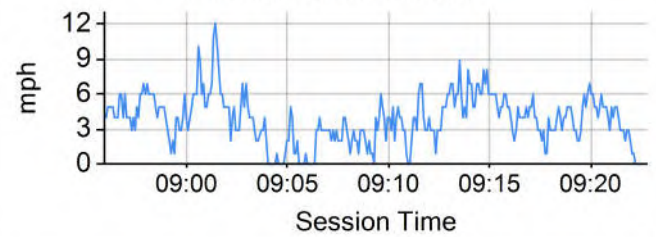
Wind Direction

North = 0/360, East = 90, South = 180, West = 270



Wind Speed

Min: 0mph Max: 12.1mph



2024 Ginetta Junior Championship

RACE 1 - ROUND 1 - GRID (20 minutes)

ROW 12	23	2:14.417	21 Jovarni CASSELL JOSEPH (F)				
ROW 11	21	2:10.506	4 James ELLIS (F)	22	2:10.788	23 Holly MIALL	
ROW 10	19	2:08.678	53 Ethan CARNEY	20	2:08.939	75 Colin CRONIN	
ROW 9	17	2:08.544	34 Max CUTHBERT	18	2:08.651	45 Jack ROBINSON	
ROW 8	15	2:08.363	31 Felix LIVESEY	16	2:08.483	28 Harry MOSS	
ROW 7	13	2:07.667	17 James SHOTTON	14	2:07.964	70 Jude PETERS (F)	
ROW 6	11	2:07.288	5 Tom INGRAM HILL	12	2:07.471	74 Alfie DAVIES	
ROW 5	9	2:06.822	43 Archie CLARK	10	2:07.071	7 Nick ELLIS	
ROW 4	7	2:06.590	35 Isaac PHELPS	8	2:06.613	18 Torrin BYRNE (F)	
ROW 3	5	2:06.440	26 Henry JOSLYN	6	2:06.467	11 Ruben DAN	
ROW 2	3	2:06.136	67 Marcus SAETER	4	2:06.277	90 Chase FERNANDEZ	
ROW 1	1	2:05.724	25 Ethan JEFF-HALL	2	2:06.105	50 Charlie HART	
Pole							

These results are provisional until the conclusion of any judicial and technical matters.

Oulton Park International: 2.6920 miles

Clerk Of Course: Paul Levitt	Stewards:	Timekeeper: Gethin Rees	
------------------------------	-----------	-------------------------	--

Results can be found at www.tsl-timing.com

Printed - 09:29 Saturday, 30 March 2024

2024 Ginetta Junior Championship
RACE 6 - ROUND 2 - GRID (20 minutes)

ROW 12	23	23 Holly MIALL		22	53 Ethan CARNEY
		2:14.707			2:10.546
ROW 11	21	21 Jovani CASSELL JOSEPH (F)		20	4 James ELLIS (F)
		2:09.549			2:09.100
ROW 10	19	75 Colin CRONIN		18	45 Jack ROBINSON (F)
		2:08.903			2:08.835
ROW 9	17	34 Max CUTHBERT		16	70 Jude PETERS (F)
		2:08.754			2:08.518
ROW 8	15	31 Felix LIVESEY		14	28 Harry MOSS
		2:08.130			2:07.789
ROW 7	13	74 Alfie DAVIES		12	67 Marcus SAETER
		2:07.741			2:07.555
ROW 6	11	17 James SHOTTON		10	7 Nickolas ELLIS
		2:07.291			2:07.013
ROW 5	9	5 Tom INGRAM HILL		8	35 Isaac PHELPS
		2:06.877			2:06.852
ROW 4	7	18 Torrin BYRNE (F)		6	43 Archie CLARK
		2:06.799			2:06.550
ROW 3	5	11 Ruben DAN		4	26 Henry JOSLYN
		2:06.428			2:06.397
ROW 2	3	50 Charlie HART		2	90 Chase FERNANDEZ
		2:06.036			
ROW 1	1	25 Ethan JEFF-HALL			
		Pole			

These results are provisional until the conclusion of any judicial and technical matters.

Oulton Park International: 2.6920 miles

Clerk Of Course: Paul Levitt	Stewards:	Timekeeper: Gethin Rees	
------------------------------	-----------	-------------------------	---

Results can be found at www.tsl-timing.com

Printed - 14:57 Saturday, 30 March 2024

2024 Ginetta Junior Championship

RACE 1 - ROUND 1 - CLASSIFICATION

Race Distance: 10 Laps / 26.92 miles

POS	NO	CL	PIC	NAME	NAT	ENTRY	LAPS	TIME	GAP	DIFF	MPH	BEST	ON	GRD	↑↓
1	25	R	1	Ethan JEFF-HALL	GBR	R Racing	10	21:21.341			75.63	2:06.775	2	1	0
2	50	J	1	Charlie HART	GBR	Elite Motorsport	10	21:21.531	0.190	0.190	75.62	2:06.860	2	2	0
3	35	R	2	Isaac PHELPS	GBR	Elite Motorsport	10	21:21.697	0.356	0.166	75.61	2:06.728	2	7	4
4	67	R	3	Marcus SAETER	NOR	R Racing	10	21:22.728	1.387	1.031	75.55	2:07.048	5	3	-1
5	90	J	2	Chase FERNANDEZ	GBR	E3 Sport	10	21:22.759	1.418	0.031	75.55	2:06.645	2	4	-1
6	43	R	4	Archie CLARK	GBR	Elite Motorsport	10	21:23.157	1.816	0.398	75.52	2:06.971	2	9	3
7	18	R	5	Torrin BYRNE (F)	GBR	Pace Performance	10	21:24.404	3.063	1.247	75.45	2:06.294	3	8	1
8	7	R	6	Nickolas ELLIS	IMN	Elite Motorsport	10	21:24.480	3.139	0.076	75.44	2:06.422	2	10	2
9	74	R	7	Alfie DAVIES	GBR	Preptech UK	10	21:27.166	5.825	2.686	75.29	2:06.627	3	12	3
10	5	R	8	Tom INGRAM HILL	GBR	R Racing	10	21:27.957	6.616	0.791	75.24	2:06.646	3	11	1
11	31	J	3	Felix LIVESEY	GBR	MDD Racing	10	21:29.026	7.685	1.069	75.18	2:07.067	2	15	4
12	26	J	4	Henry JOSLYN	GBR	Preptech UK	10	21:34.047	12.706	5.021	74.89	2:06.092	5	5	-7
13	28*	J	5	Harry MOSS	GBR	R Racing	10	21:34.765	13.424	0.718	74.84	2:07.057	2	16	3
14	17	R	9	James SHOTTON	GBR	Fox Motorsport	10	21:35.395	14.054	0.630	74.81	2:07.246	7	13	-1
15	11*	R	10	Ruben DAN	AUS	Elite Motorsport	10	21:36.560	15.219	1.165	74.74	2:06.858	8	6	-9
16	75	R	11	Colin CRONIN	GBR	Fox Motorsport	10	21:37.354	16.013	0.794	74.70	2:07.926	8	20	4
17	70	R	12	Jude PETERS (F)	GBR	E3 Sport	10	21:40.553	19.212	3.199	74.51	2:07.121	2	14	-3
18	34	R	13	Max CUTHBERT	GBR	Elite Motorsport	10	21:41.075	19.734	0.522	74.48	2:08.189	8	17	-1
19	45	R	14	Jack ROBINSON (F)	GBR	Fox Motorsport	10	21:41.521	20.180	0.446	74.46	2:07.482	5	18	-1
20	23	J	6	Holly MIALL	GBR	Fox Motorsport	10	21:48.113	26.772	6.592	74.08	2:08.904	5	22	2
21	53	R	15	Ethan CARNEY	USA	Preptech UK	10	21:49.829	28.488	1.716	73.98	2:07.681	8	19	-2
22	4	R	16	James ELLIS (F)	GBR	MDD Racing	10	21:49.856	28.515	0.027	73.98	2:09.021	7	21	-1
23	21	R	17	Jovarni CASSELL JOSEPH (F)	GBR	MDD Racing	10	22:05.800	44.459	15.944	73.09	2:09.716	6	23	0

FASTEST LAP

26	J	Henry JOSLYN	GBR	Preptech UK	5	2:06.092	76.85 mph	123.69 kph
18	R	Torrin BYRNE (F)	GBR	Pace Performance	3	2:06.294	76.73 mph	123.49 kph

Comments:

No. 11 - transponder stopped working, please check.

No. 28 - 5 second time penalty for exceeding track limits

Weather / Track : Bright / Dry

These results are provisional until the conclusion of any judicial and technical matters.

Date: 30/03/2024 Start: 14:29 Finish: 14:51

Oulton Park International: 2.6920 miles

Clerk Of Course: Paul Levitt

Stewards:

Timekeeper: Gethin Rees



Results can be found at www.tsl-timing.com

Printed - 15:00 Saturday, 30 March 2024

2024 Ginetta Junior Championship

RACE 1 - ROUND 1 - LAP CHART

LAP 1 @ 14:31:52.843			LAP 2 @ 14:33:59.618			LAP 3 @ 14:36:07.433			LAP 4 @ 14:38:14.609			LAP 5 @ 14:40:22.111		
NO	BEHIND	LAP TIME	NO	BEHIND	LAP TIME	NO	BEHIND	LAP TIME	NO	BEHIND	LAP TIME	NO	BEHIND	LAP TIME
25		2:12.722	25		2:06.775	25		2:07.815	25		2:07.176	25		2:07.502
50	0.178	2:12.900	90	0.218	2:06.645	90	0.243	2:07.840	50	0.174	2:07.052	50	0.143	2:07.471
90	0.348	2:13.070	50	0.263	2:06.860	50	0.298	2:07.850	90	0.357	2:07.290	90	0.308	2:07.453
67	0.699	2:13.421	26	0.602	2:06.493	26	0.464	2:07.677	35	0.570	2:07.093	35	0.565	2:07.497
26	0.884	2:13.606	35	0.859	2:06.728	35	0.653	2:07.609	43	1.257	2:07.087	67	1.358	2:07.048
35	0.906	2:13.628	67	1.173	2:07.249	67	0.898	2:07.540	67	1.812	2:08.090	43	1.472	2:07.717
11	1.584	2:14.306	43	2.069	2:06.971	43	1.346	2:07.092	11	2.150	2:07.758	11	1.770	2:07.122
43	1.873	2:14.595	11	2.220	2:07.411	11	1.568	2:07.163	7	2.468	2:07.633	7	2.199	2:07.233
7	3.699	2:16.421	7	3.346	2:06.422	7	2.011	2:06.480	18	2.716	2:06.681	18	2.507	2:07.293
74	4.569	2:17.291	18	4.732	2:06.659	18	3.211	2:06.294	74	3.359	2:06.632	74	2.786	2:06.929
18	4.848	2:17.570	74	5.091	2:07.297	74	3.903	2:06.627	5	4.684	2:07.475	5	4.693	2:07.511
5	5.378	2:18.100	5	5.554	2:06.951	5	4.385	2:06.646	28	6.089	2:07.327	28	5.863	2:07.276
28	5.745	2:18.467	28	6.027	2:07.057	28	5.938	2:07.726	31	8.311	2:08.714	31	8.520	2:07.711
70	6.122	2:18.844	70	6.468	2:07.121	31	6.773	2:07.907	70	10.630	2:08.185	70	11.239	2:08.111
31	6.389	2:19.111	31	6.681	2:07.067	70	9.621	2:10.968	45	11.443	2:08.865	45	11.423	2:07.482
45	7.196	2:19.918	45	8.914	2:08.493	45	9.754	2:08.655	75	12.506	2:08.873	75	13.859	2:08.855
34	7.414	2:20.136	53	9.603	2:08.556	53	9.962	2:08.174	53	13.002	2:10.216	17	14.110	2:08.536
53	7.822	2:20.544	34	10.017	2:09.378	75	10.809	2:08.462	17	13.076	2:08.480	53	14.588	2:09.088
75	8.167	2:20.889	75	10.162	2:08.770	17	11.772	2:07.687	34	13.648	2:08.593	34	14.931	2:08.785
4	9.164	2:21.886	4	11.811	2:09.422	34	12.231	2:10.029	4	16.073	2:09.460	26	16.512	2:06.092
23	10.195	2:22.917	17	11.900	2:07.479	4	13.789	2:09.793	23	16.817	2:09.099	4	17.901	2:09.330
17	11.196	2:23.918	23	13.640	2:10.220	23	14.894	2:09.069	26	17.922	2:24.634	23	18.219	2:08.904
21	17.616	2:30.338	21	21.417	2:10.576	21	23.987	2:10.385	21	29.586	2:12.775	21	32.285	2:10.201

2024 Ginetta Junior Championship

RACE 1 - ROUND 1 - LAP CHART

LAP 6 @ 14:42:29.742			LAP 7 @ 14:44:37.574			LAP 8 @ 14:46:45.613			LAP 9 @ 14:48:53.496			LAP 10 @ 14:51:01.462		
NO	BEHIND	LAP TIME	NO	BEHIND	LAP TIME	NO	BEHIND	LAP TIME	NO	BEHIND	LAP TIME	NO	BEHIND	LAP TIME
25		2:07.631	25		2:07.832	25		2:08.039	25		2:07.883	25		2:07.966
50	0.143	2:07.631	50	0.219	2:07.908	50	0.148	2:07.968	50	0.201	2:07.936	50	0.190	2:07.955
90	0.284	2:07.607	90	0.250	2:07.798	35	0.291	2:07.974	35	0.392	2:07.984	35	0.356	2:07.930
35	0.521	2:07.587	35	0.356	2:07.667	90	0.539	2:08.328	67	0.887	2:08.026	67	1.387	2:08.466
67	0.817	2:07.090	67	0.562	2:07.577	67	0.744	2:08.221	90	1.010	2:08.354	90	1.418	2:08.374
43	1.660	2:07.819	43	1.078	2:07.250	43	1.180	2:08.141	43	1.187	2:07.890	43	1.816	2:08.595
7	1.829	2:07.261	7	1.581	2:07.584	7	2.473	2:08.931	7	1.587	2:06.997	18	3.063	2:07.733
11	4.344	2:10.205	18	5.855	2:09.266	18	4.648	2:06.832	18	3.296	2:06.531	7	3.139	2:09.518
18	4.421	2:09.545	11	6.256	2:09.743	11	5.075	2:06.858	74	6.695	2:07.451	74	5.825	2:07.096
5	5.439	2:08.377	5	6.775	2:09.168	5	6.530	2:07.794	5	6.915	2:08.268	5	6.616	2:07.667
74	5.576	2:10.421	28	7.127	2:09.288	28	6.834	2:07.746	28	7.354	2:08.403	31	7.685	2:07.639
28	5.671	2:07.439	74	7.274	2:09.530	74	7.127	2:07.892	31	8.012	2:08.476	28	8.424	2:09.036
31	8.816	2:07.927	31	8.160	2:07.176	31	7.419	2:07.298	26	13.936	2:07.811	26	12.706	2:06.736
70	11.577	2:07.969	45	12.881	2:08.703	45	13.687	2:08.845	45	14.534	2:08.730	17	14.054	2:07.369
45	12.010	2:08.218	17	13.932	2:07.246	17	13.920	2:08.027	17	14.651	2:08.614	11	15.219	2:07.589
17	14.518	2:08.039	26	14.990	2:07.143	26	14.008	2:07.057	75	15.580	2:08.459	75	16.013	2:08.399
75	14.795	2:08.567	75	15.117	2:08.154	75	15.004	2:07.926	11	15.595	2:18.403	70	19.212	2:08.201
53	15.120	2:08.163	53	16.383	2:09.095	53	16.025	2:07.681	70	18.977	2:10.409	34	19.734	2:08.537
26	15.679	2:06.798	70	16.659	2:12.914	70	16.451	2:07.831	34	19.163	2:09.561	45	20.180	2:13.612
34	16.505	2:09.205	34	17.335	2:08.662	34	17.485	2:08.189	23	25.095	2:10.126	23	26.772	2:09.643
23	20.020	2:09.432	23	21.493	2:09.305	23	22.852	2:09.398	4	25.506	2:10.048	53	28.488	2:10.804
4	21.088	2:10.818	4	22.277	2:09.021	4	23.341	2:09.103	53	25.650	2:17.508	4	28.515	2:10.975
21	34.370	2:09.716	21	37.557	2:11.019	21	39.671	2:10.153	21	42.326	2:10.538	21	44.459	2:10.099

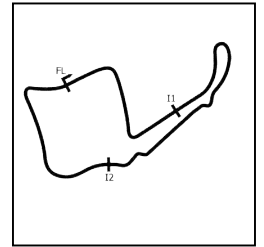
2024 Ginetta Junior Championship

RACE 1 - ROUND 1 - POSITION CHART WITH INTERMEDIATES

No	Name	Lap		Intermediates																															
		Pos	L1-Int1-M	L1-Int2-M	L1-Finish	L1-Int1-M	L1-Int2-M	L2-Finish	L2-Int1-M	L2-Int2-M	L3-Finish	L3-Int1-M	L3-Int2-M	L4-Finish	L4-Int1-M	L4-Int2-M	L5-Finish	L5-Int1-M	L5-Int2-M	L6-Finish	L6-Int1-M	L6-Int2-M	L7-Finish	L7-Int1-M	L7-Int2-M	L8-Finish	L8-Int1-M	L8-Int2-M	L9-Finish	L9-Int1-M	L9-Int2-M	L10-Finish			
25	JEFF-HALL	1	25	25	25	25	25	25	25	25	25	25	25	25	25	25	25	25	25	25	25	25	25	25	25	25	25	25	25	25	25	25	25	25	25
50	HART	2	50	50	50	50	50	90	50	50	90	50	50	50	50	50	50	50	50	50	50	50	50	50	50	50	50	50	50	50	50	50	50	50	50
67	SAETER	3	90	90	90	90	90	50	90	90	50	90	90	90	35	90	90	90	90	90	90	90	90	35	35	35	35	35	35	35	35	35	35	35	35
90	FERNANDEZ	4	67	67	67	26	26	26	26	26	26	35	35	35	90	35	35	35	35	35	35	35	35	90	90	90	90	67	67	67	67	67	67	67	
26	JOSLYN	5	26	26	26	67	35	35	35	35	35	67	43	43	43	43	67	67	67	67	67	67	67	67	67	67	67	67	67	90	90	90	90	90	
11	DAN	6	35	35	35	35	67	67	67	67	67	43	67	67	67	67	43	43	43	43	43	43	43	43	43	43	43	43	43	43	43	43	43	43	
35	PHELPS	7	11	11	11	11	43	43	43	43	43	7	7	11	7	7	11	7	7	7	7	7	7	7	7	7	7	7	7	7	7	7	7	7	18
18	BYRNE (F)	8	43	43	43	43	7	11	7	7	11	18	18	7	18	18	7	18	74	11	18	18	18	18	18	18	18	18	18	18	18	18	18	7	7
43	CLARK	9	18	7	7	7	18	7	18	18	7	74	74	18	74	74	18	74	18	18	5	5	11	5	5	11	5	5	74	74	74	74	74	74	74
7	ELLIS	10	7	74	74	18	74	18	74	74	18	5	5	74	5	5	74	5	5	5	28	28	5	28	28	5	28	28	5	28	74	5	5	5	5
5	INGRAM HILL	11	74	18	18	74	5	74	5	5	74	28	28	5	28	28	5	28	28	74	74	74	28	74	74	28	74	28	28	28	31	31	31	31	
74	DAVIES	12	5	5	5	5	28	5	28	28	5	31	31	28	31	31	28	31	31	28	31	31	74	31	31	74	31	31	31	31	31	31	28	28	
17	SHOTTON	13	70	70	28	28	70	28	70	31	28	70	70	31	70	70	31	70	70	31	45	45	31	45	45	31	45	26	26	26	26	26	26	26	
70	PETERS (F)	14	28	28	70	70	31	70	31	70	31	45	45	70	45	45	70	45	45	70	17	17	45	17	17	45	26	45	45	17	17	17	17	17	
31	LIVESEY	15	31	31	31	31	45	31	45	45	70	53	53	45	75	75	45	75	17	45	75	75	17	26	26	17	17	17	17	17	45	75	11	11	
28	MOSS	16	45	34	45	45	34	45	53	53	45	75	75	75	17	17	75	17	75	17	26	26	26	75	75	26	75	75	75	75	75	70	75	75	
34	CUTHBERT	17	34	45	34	34	53	53	75	75	53	17	17	53	53	53	17	53	53	75	53	53	75	53	53	75	53	34	11	70	34	70	70		
45	ROBINSON (F)	18	53	53	53	53	75	34	34	34	75	34	34	17	34	34	53	34	34	53	70	70	53	70	70	53	70	70	70	70	34	45	34	34	
53	CARNEY	19	75	75	75	75	4	75	17	17	17	4	4	34	4	26	34	26	26	26	34	34	70	34	34	70	34	23	34	23	23	23	45	45	
75	CRONIN	20	21	4	4	4	17	4	4	4	34	23	23	4	23	4	26	4	23	34	23	23	34	23	34	23	4	23	4	4	4	4	23	23	
4	ELLIS (F)	21	4	23	23	23	17	23	23	4	26	26	23	26	23	4	23	4	23	4	4	23	4	4	23	4	4	23	4	53	4	53	53	53	
23	MIALL	22	23	17	17	17	21	23	21	21	23	21	21	26	21	21	23	21	21	26	21	21	4	21	21	4	21	21	4	21	21	53	21	21	4
21	CASSELL JOSEPH (F)	23	17	21	21	21	21	21	21	21	21	21	21	21	21	21	21	21	21	21	21	21	21	21	21	21	21	21	21	21	21	21	21	21	21

2024 Ginetta Junior Championship

RACE 1 - ROUND 1 - SECTOR ANALYSIS



SECTOR 1 = FL to I1, SECTOR 2 = I1 to I2, SECTOR 3 = I2 to FL, DIFF = Difference To Personal Best Lap, P = Crossed Finish Line in Pit Lane, D = Time Disallowed

P1 25 R		Ethan JEFF-HALL					R Racing			
IDEAL LAP TIME : 2:06.639		BEST LAP TIME : 2:06.775					DIFFERENCE : 0.136			
LAP	SECTOR 1	SECTOR 2		SECTOR 3		LAP TIME	MPH	DIFF	TIME OF DAY	
1 -		92.8	59.858	81.2	35.464	85.7	2:12.722	73.01	5.947	14:31:52.843
2 -	31.456	92.5	59.837	80.9	35.482	85.7	2:06.775 (1)	76.44		14:33:59.618
3 -	31.756	94.5	1:00.584	80.6	35.475	85.5	2:07.815	75.82	1.040	14:36:07.433
4 -	31.350	92.3	1:00.374	80.8	35.452	85.7	2:07.176 (2)	76.20	0.401	14:38:14.609
5 -	31.859	92.1	1:00.010	80.4	35.633	86.0	2:07.502 (3)	76.00	0.727	14:40:22.111
6 -	31.845	91.9	1:00.237	81.0	35.549	85.4	2:07.631	75.93	0.856	14:42:29.742
7 -	31.823	91.8	1:00.368	80.2	35.641	86.2	2:07.832	75.81	1.057	14:44:37.574
8 -	32.002	91.5	1:00.461	82.0	35.576	85.9	2:08.039	75.69	1.264	14:46:45.613
9 -	31.814	92.8	1:00.484	80.7	35.585	85.8	2:07.883	75.78	1.108	14:48:53.496
10 -	31.956	92.0	1:00.527	80.1	35.483	86.0	2:07.966	75.73	1.191	14:51:01.462

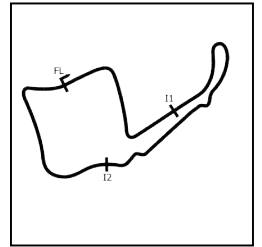
P2 50 J		Charlie HART					Elite Motorsport			
IDEAL LAP TIME : 2:06.566		BEST LAP TIME : 2:06.860					DIFFERENCE : 0.294			
LAP	SECTOR 1	SECTOR 2		SECTOR 3		LAP TIME	MPH	DIFF	TIME OF DAY	
1 -		92.9	59.911	82.3	35.495	87.3	2:12.900	72.92	6.040	14:31:53.021
2 -	31.460	94.3	59.866	82.3	35.534	86.1	2:06.860 (1)	76.39		14:33:59.881
3 -	31.594	94.1	1:00.608	81.9	35.648	85.9	2:07.850	75.80	0.990	14:36:07.731
4 -	31.334	94.1	1:00.193	82.2	35.525	87.6	2:07.052 (2)	76.27	0.192	14:38:14.783
5 -	31.958	93.9	59.846	81.1	35.667	87.2	2:07.471 (3)	76.02	0.611	14:40:22.254
6 -	31.849	94.5	1:00.396	82.2	35.386	87.8	2:07.631	75.93	0.771	14:42:29.885
7 -	31.839	93.5	1:00.301	80.6	35.768	87.1	2:07.908	75.76	1.048	14:44:37.793
8 -	31.965	93.7	1:00.394	81.6	35.609	88.0	2:07.968	75.73	1.108	14:46:45.761
9 -	31.769	93.9	1:00.509	81.9	35.658	87.6	2:07.936	75.75	1.076	14:48:53.697
10 -	31.868	94.6	1:00.540	81.1	35.547	86.7	2:07.955	75.73	1.095	14:51:01.652

P3 35 R		Isaac PHELPS					Elite Motorsport			
IDEAL LAP TIME : 2:06.487		BEST LAP TIME : 2:06.728					DIFFERENCE : 0.241			
LAP	SECTOR 1	SECTOR 2		SECTOR 3		LAP TIME	MPH	DIFF	TIME OF DAY	
1 -		94.6	1:00.017	82.8	34.936	87.9	2:13.628	72.52	6.900	14:31:53.749
2 -	31.667	94.5	1:00.123	82.2	34.938	87.7	2:06.728 (1)	76.47		14:34:00.477
3 -	31.534	94.5	1:00.851	82.0	35.224	87.7	2:07.609	75.94	0.881	14:36:08.086
4 -	31.571	94.2	1:00.133	81.8	35.389	87.2	2:07.093 (2)	76.25	0.365	14:38:15.179
5 -	31.832	92.6	1:00.384	81.3	35.281	87.0	2:07.497 (3)	76.01	0.769	14:40:22.676
6 -	31.710	94.3	1:00.678	81.7	35.199	87.8	2:07.587	75.95	0.859	14:42:30.263
7 -	31.864	94.9	1:00.509	82.0	35.294	88.6	2:07.667	75.91	0.939	14:44:37.930
8 -	32.015	93.7	1:00.513	82.3	35.446	88.1	2:07.974	75.72	1.246	14:46:45.904
9 -	31.796	93.9	1:00.607	81.7	35.581	87.8	2:07.984	75.72	1.256	14:48:53.888
10 -	31.774	95.0	1:00.568	79.8	35.588	86.9	2:07.930	75.75	1.202	14:51:01.818

P4 67 R		Marcus SAETER					R Racing			
IDEAL LAP TIME : 2:06.192		BEST LAP TIME : 2:07.048					DIFFERENCE : 0.856			
LAP	SECTOR 1	SECTOR 2		SECTOR 3		LAP TIME	MPH	DIFF	TIME OF DAY	
1 -		94.2	59.730	82.2	35.436	85.7	2:13.421	72.63	6.373	14:31:53.542
2 -	31.838	92.8	1:00.391	82.3	35.020	87.2	2:07.249 (3)	76.16	0.201	14:34:00.791
3 -	31.442	94.1	1:00.881	81.9	35.217	87.7	2:07.540	75.98	0.492	14:36:08.331
4 -	31.677	93.2	1:00.889	75.8	35.524	86.4	2:08.090	75.66	1.042	14:38:16.421
5 -	31.522	94.1	1:00.279	81.9	35.247	86.9	2:07.048 (1)	76.28		14:40:23.469
6 -	31.768	93.3	1:00.144	81.9	35.178	87.7	2:07.090 (2)	76.25	0.042	14:42:30.559
7 -	31.866	94.2	1:00.456	82.2	35.255	87.3	2:07.577	75.96	0.529	14:44:38.136
8 -	32.048	93.9	1:00.798	81.8	35.375	87.2	2:08.221	75.58	1.173	14:46:46.357
9 -	31.785	94.2	1:00.361	81.9	35.880	85.0	2:08.026	75.69	0.978	14:48:54.383
10 -	32.033	94.3	1:00.696	80.9	35.737	85.1	2:08.466	75.43	1.418	14:51:02.849

2024 Ginetta Junior Championship

RACE 1 - ROUND 1 - SECTOR ANALYSIS



SECTOR 1 = FL to I1, SECTOR 2 = I1 to I2, SECTOR 3 = I2 to FL, DIFF = Difference To Personal Best Lap, P = Crossed Finish Line in Pit Lane, D = Time Disallowed

P5		90 J		Chase FERNANDEZ			E3 Sport			
IDEAL LAP TIME : 2:06.313		BEST LAP TIME : 2:06.645			DIFFERENCE : 0.332					
LAP	SECTOR 1	SECTOR 2	SECTOR 3	LAP TIME	MPH	DIFF	TIME OF DAY			
1 -		93.7	59.604	82.7	35.427	88.1	2:13.070	72.82	6.425	14:31:53.191
2 -	31.519	94.9	59.936	82.8	35.190	86.4	2:06.645 (1)	76.52		14:33:59.836
3 -	31.751	95.0	1:00.710	82.4	35.379	86.3	2:07.840	75.80	1.195	14:36:07.676
4 -	31.736	94.2	1:00.048	82.6	35.506	88.6	2:07.290	76.13	0.645	14:38:14.966
5 -	32.045	92.9	59.779	82.4	35.629	87.4	2:07.453	(3)	0.808	14:40:22.419
6 -	31.785	94.5	1:00.395	82.9	35.427	88.1	2:07.607	75.94	0.962	14:42:30.026
7 -	31.940	94.7	1:00.308	81.5	35.550	85.2	2:07.798	75.83	1.153	14:44:37.824
8 -	32.209	94.5	1:00.565	82.6	35.554	87.3	2:08.328	75.51	1.683	14:46:46.152
9 -	31.762	94.5	1:01.331	81.0	35.261	84.9	2:08.354	75.50	1.709	14:48:54.506
10 -	32.000	94.6	1:00.719	80.6	35.655	86.8	2:08.374	75.49	1.729	14:51:02.880

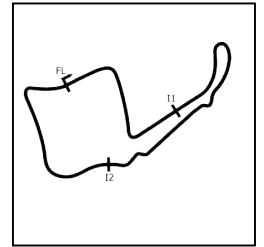
P6		43 R		Archie CLARK			Elite Motorsport			
IDEAL LAP TIME : 2:06.503		BEST LAP TIME : 2:06.971			DIFFERENCE : 0.468					
LAP	SECTOR 1	SECTOR 2	SECTOR 3	LAP TIME	MPH	DIFF	TIME OF DAY			
1 -		93.0	1:00.162	81.0	35.073	87.4	2:14.595	72.00	7.624	14:31:54.716
2 -	31.309	94.6	1:00.544	82.1	35.118	87.1	2:06.971 (1)	76.32		14:34:01.687
3 -	31.268	93.8	1:00.597	81.7	35.227	87.0	2:07.092	(3)	0.121	14:36:08.779
4 -	31.312	94.3	1:00.455	80.8	35.320	86.5	2:07.087	(2)	0.116	14:38:15.866
5 -	31.439	94.2	1:00.749	81.7	35.529	87.2	2:07.717	75.88	0.746	14:40:23.583
6 -	31.740	94.6	1:00.575	81.1	35.504	86.9	2:07.819	75.82	0.848	14:42:31.402
7 -	31.463	93.3	1:00.565	81.0	35.222	86.8	2:07.250	76.15	0.279	14:44:38.652
8 -	31.673	93.5	1:01.182	81.0	35.286	87.1	2:08.141	75.62	1.170	14:46:46.793
9 -	31.499	93.9	1:00.975	80.1	35.416	86.5	2:07.890	75.77	0.919	14:48:54.683
10 -	32.123	93.7	1:01.194	80.7	35.278	86.3	2:08.595	75.36	1.624	14:51:03.278

P7		18 R		Torrin BYRNE (F)			Pace Performance			
IDEAL LAP TIME : 2:05.835		BEST LAP TIME : 2:06.294			DIFFERENCE : 0.459					
LAP	SECTOR 1	SECTOR 2	SECTOR 3	LAP TIME	MPH	DIFF	TIME OF DAY			
1 -		92.9	1:03.243	80.0	34.954	86.9	2:17.570	70.44	11.276	14:31:57.691
2 -	31.363	93.3	1:00.450	80.9	34.846	86.3	2:06.659	(3)	0.365	14:34:04.350
3 -	31.141	93.2	1:00.079	81.2	35.074	86.0	2:06.294 (1)	76.73		14:36:10.644
4 -	31.384	93.0	59.848	81.9	35.449	86.9	2:06.681	76.50	0.387	14:38:17.325
5 -	31.398	94.3	1:00.954	80.8	34.941	87.0	2:07.293	76.13	0.999	14:40:24.618
6 -	31.242	94.5	1:03.085	80.4	35.218	87.2	2:09.545	74.81	3.251	14:42:34.163
7 -	32.216	91.0	1:01.688	80.8	35.362	86.0	2:09.266	74.97	2.972	14:44:43.429
8 -	31.477	92.8	1:00.226	81.3	35.129	86.7	2:06.832	76.41	0.538	14:46:50.261
9 -	31.249	93.0	1:00.261	81.3	35.021	86.5	2:06.531	(2)	0.237	14:48:56.792
10 -	31.345	93.5	1:00.230	82.1	36.158	86.9	2:07.733	75.87	1.439	14:51:04.525

P8		7 R		Nickolas ELLIS			Elite Motorsport			
IDEAL LAP TIME : 2:06.296		BEST LAP TIME : 2:06.422			DIFFERENCE : 0.126					
LAP	SECTOR 1	SECTOR 2	SECTOR 3	LAP TIME	MPH	DIFF	TIME OF DAY			
1 -		94.5	1:01.753	81.2	35.072	86.0	2:16.421	71.03	9.999	14:31:56.542
2 -	31.271	93.2	1:00.091	81.2	35.060	86.1	2:06.422 (1)	76.65		14:34:02.964
3 -	31.185	93.2	1:00.051	81.2	35.244	86.8	2:06.480	(2)	0.058	14:36:09.444
4 -	31.198	94.1	1:01.023	81.9	35.412	86.8	2:07.633	75.93	1.211	14:38:17.077
5 -	31.443	92.9	1:00.555	81.6	35.235	86.2	2:07.233	76.16	0.811	14:40:24.310
6 -	31.402	94.3	1:00.654	81.4	35.205	87.1	2:07.261	76.15	0.839	14:42:31.571
7 -	31.657	92.8	1:00.700	81.5	35.227	86.0	2:07.584	75.96	1.162	14:44:39.155
8 -	31.464	92.8	1:01.943	77.7	35.524	85.9	2:08.931	75.16	2.509	14:46:48.086
9 -	31.364	92.5	1:00.352	81.3	35.281	86.7	2:06.997	(3)	0.575	14:48:55.083
10 -	32.005	93.2	1:01.249	79.6	36.264	84.7	2:09.518	74.82	3.096	14:51:04.601

2024 Ginetta Junior Championship

RACE 1 - ROUND 1 - SECTOR ANALYSIS



SECTOR 1 = FL to I1, SECTOR 2 = I1 to I2, SECTOR 3 = I2 to FL, DIFF = Difference To Personal Best Lap, P = Crossed Finish Line in Pit Lane, D = Time Disallowed

P9		74 R		Alfie DAVIES			Preptech UK						
IDEAL LAP TIME : 2:05.994		BEST LAP TIME : 2:06.627			DIFFERENCE : 0.633								
LAP	SECTOR 1	SECTOR 2	SECTOR 3	LAP TIME	MPH	DIFF	TIME OF DAY						
1 -		95.4	1:02.579	80.6	34.846	86.9	2:17.291	70.58	10.664	14:31:57.412			
2 -	31.772	94.2	1:00.446	82.0	35.079	87.3	2:07.297	76.13	0.670	14:34:04.709			
3 -	31.226	94.6	1:00.314	82.0	35.087	87.4	2:06.627 (1)	76.53		14:36:11.336			
4 -	31.591	94.1	59.922	81.4	35.119	87.3	2:06.632 (2)	76.53	0.005	14:38:17.968			
5 -	31.418	94.6	1:00.590	82.1	34.921	87.9	2:06.929 (3)	76.35	0.302	14:40:24.897			
6 -	31.511	94.2	1:01.349	82.6	37.561	84.0	2:10.421	74.30	3.794	14:42:35.318			
7 -	32.110	95.1	1:01.981	79.9	35.439	88.8	2:09.530	74.81	2.903	14:44:44.848			
8 -	31.882	94.9	1:00.635	82.2	35.375	88.0	2:07.892	75.77	1.265	14:46:52.740			
9 -	31.433	94.6	1:00.576	82.2	35.442	87.0	2:07.451	76.03	0.824	14:49:00.191			
10 -	31.615	92.9	1:00.154	81.7	35.327	87.0	2:07.096	76.25	0.469	14:51:07.287			

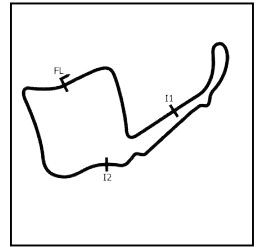
P10		5 R		Tom INGRAM HILL			R Racing						
IDEAL LAP TIME : 2:06.466		BEST LAP TIME : 2:06.646			DIFFERENCE : 0.180								
LAP	SECTOR 1	SECTOR 2	SECTOR 3	LAP TIME	MPH	DIFF	TIME OF DAY						
1 -		93.9	1:02.396	80.1	35.335	86.7	2:18.100	70.17	11.454	14:31:58.221			
2 -	31.290	93.5	1:00.602	81.4	35.059	86.5	2:06.951 (2)	76.33	0.305	14:34:05.172			
3 -	31.235	93.4	1:00.172	81.5	35.239	86.2	2:06.646 (1)	76.52		14:36:11.818			
4 -	31.545	93.3	1:00.495	80.2	35.435	86.2	2:07.475 (3)	76.02	0.829	14:38:19.293			
5 -	31.712	92.5	1:00.435	80.2	35.364	86.1	2:07.511	76.00	0.865	14:40:26.804			
6 -	32.398	88.6	1:00.334	80.9	35.645	85.3	2:08.377	75.49	1.731	14:42:35.181			
7 -	31.814	93.5	1:02.112	80.1	35.242	86.9	2:09.168	75.02	2.522	14:44:44.349			
8 -	31.701	92.6	1:00.454	80.9	35.639	86.3	2:07.794	75.83	1.148	14:46:52.143			
9 -	31.724	91.8	1:00.676	80.0	35.868	87.3	2:08.268	75.55	1.622	14:49:00.411			
10 -	31.629	93.4	1:00.594	81.1	35.444	86.5	2:07.667	75.91	1.021	14:51:08.078			

P11		31 J		Felix LIVESEY			MDD Racing						
IDEAL LAP TIME : 2:06.635		BEST LAP TIME : 2:07.067			DIFFERENCE : 0.432								
LAP	SECTOR 1	SECTOR 2	SECTOR 3	LAP TIME	MPH	DIFF	TIME OF DAY						
1 -		90.6	1:01.928	79.7	35.829	86.2	2:19.111	69.66	12.044	14:31:59.232			
2 -	31.191	93.2	1:00.623	79.9	35.253	85.7	2:07.067 (1)	76.26		14:34:06.299			
3 -	31.327	93.2	1:01.026	79.4	35.554	84.6	2:07.907	75.76	0.840	14:36:14.206			
4 -	31.356	92.4	1:01.684	79.3	35.674	84.6	2:08.714	75.29	1.647	14:38:22.920			
5 -	31.425	91.4	1:00.593	79.0	35.693	84.6	2:07.711	75.88	0.644	14:40:30.631			
6 -	31.450	91.3	1:00.754	78.8	35.723	84.9	2:07.927	75.75	0.860	14:42:38.558			
7 -	31.626	91.8	1:00.191	79.9	35.359	85.8	2:07.176 (2)	76.20	0.109	14:44:45.734			
8 -	31.471	92.4	1:00.439	79.9	35.388	86.2	2:07.298 (3)	76.13	0.231	14:46:53.032			
9 -	31.528	92.0	1:01.432	79.4	35.516	85.4	2:08.476	75.43	1.409	14:49:01.508			
10 -	31.493	91.3	1:00.635	78.3	35.511	85.3	2:07.639	75.92	0.572	14:51:09.147			

P12		26 J		Henry JOSLYN			Preptech UK						
IDEAL LAP TIME : 2:06.004		BEST LAP TIME : 2:06.092			DIFFERENCE : 0.088								
LAP	SECTOR 1	SECTOR 2	SECTOR 3	LAP TIME	MPH	DIFF	TIME OF DAY						
1 -		93.4	59.936	81.2	35.168	85.8	2:13.606	72.53	7.514	14:31:53.727			
2 -	31.215	93.5	1:00.245	80.8	35.033	87.0	2:06.493 (2)	76.61	0.401	14:34:00.220			
3 -	31.643	93.2	1:00.894	81.2	35.140	87.6	2:07.677	75.90	1.585	14:36:07.897			
4 -	49.675	91.8	59.924	80.1	35.035	87.3	2:24.634	67.00	18.542	14:38:32.531			
5 -	31.233	93.2	59.756	80.4	35.103	85.9	2:06.092 (1)	76.85		14:40:38.623			
6 -	31.635	92.3	59.936	81.2	35.227	86.8	2:06.798	76.43	0.706	14:42:45.421			
7 -	31.465	90.5	1:00.567	80.3	35.111	86.7	2:07.143	76.22	1.051	14:44:52.564			
8 -	31.454	91.6	1:00.380	81.6	35.223	86.5	2:07.057	76.27	0.965	14:46:59.621			
9 -	31.964	92.9	1:00.410	80.0	35.437	86.0	2:07.811	75.82	1.719	14:49:07.432			
10 -	31.757	90.9	59.839	80.8	35.140	85.4	2:06.736 (3)	76.46	0.644	14:51:14.168			

2024 Ginetta Junior Championship

RACE 1 - ROUND 1 - SECTOR ANALYSIS



SECTOR 1 = FL to I1, SECTOR 2 = I1 to I2, SECTOR 3 = I2 to FL, DIFF = Difference To Personal Best Lap, P = Crossed Finish Line in Pit Lane, D = Time Disallowed

P13 28 J Harry MOSS		R Racing								
IDEAL LAP TIME : 2:06.788		BEST LAP TIME : 2:07.057			DIFFERENCE : 0.269					
LAP	SECTOR 1	SECTOR 2		SECTOR 3		LAP TIME	MPH	DIFF	TIME OF DAY	
1 -		93.8	1:02.076	81.1	35.398	87.2	2:18.467	69.98	11.410	14:31:58.588
2 -	31.201	93.9	1:00.631	81.5	35.225	86.7	2:07.057 (1)	76.27		14:34:05.645
3 -	31.419	93.5	1:00.740	80.7	35.567	85.8	2:07.726	75.87	0.669	14:36:13.371
4 -	31.489	93.3	1:00.478	80.7	35.360	86.0	2:07.327 (3)	76.11	0.270	14:38:20.698
5 -	31.582	93.4	1:00.362	80.3	35.332	86.3	2:07.276 (2)	76.14	0.219	14:40:27.974
6 -	31.612	92.5	1:00.559	81.3	35.268	87.2	2:07.439	76.04	0.382	14:42:35.413
7 -	31.752	94.3	1:02.123	79.5	35.413	87.4	2:09.288	74.95	2.231	14:44:44.701
8 -	31.832	93.5	1:00.624	81.0	35.290	87.2	2:07.746	75.86	0.689	14:46:52.447
9 -	31.615	93.2	1:01.380	81.0	35.408	86.7	2:08.403	75.47	1.346	14:49:00.850
10 -	31.563	93.0	1:01.800	73.5	35.673	86.3	2:09.036	75.10	1.979	14:51:09.886

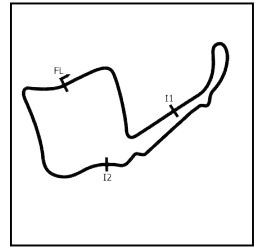
P14 17 R James SHOTTON		Fox Motorsport								
IDEAL LAP TIME : 2:06.703		BEST LAP TIME : 2:07.246			DIFFERENCE : 0.543					
LAP	SECTOR 1	SECTOR 2		SECTOR 3		LAP TIME	MPH	DIFF	TIME OF DAY	
1 -		91.4	1:00.510	80.1	35.204	86.0	2:23.918	67.33	16.672	14:32:04.039
2 -	31.310	93.5	1:00.528	80.2	35.641	85.3	2:07.479 (3)	76.02	0.233	14:34:11.518
3 -	31.769	91.9	1:00.189	80.9	35.729	84.7	2:07.687	75.89	0.441	14:36:19.205
4 -	31.802	92.3	1:00.721	80.6	35.957	83.7	2:08.480	75.43	1.234	14:38:27.685
5 -	31.736	92.5	1:00.741	79.6	36.059	86.0	2:08.536	75.39	1.290	14:40:36.221
6 -	31.568	93.3	1:01.011	80.0	35.460	85.5	2:08.039	75.69	0.793	14:42:44.260
7 -	31.545	91.0	1:00.330	80.3	35.371	85.4	2:07.246 (1)	76.16		14:44:51.506
8 -	31.436	92.9	1:01.179	81.2	35.412	84.8	2:08.027	75.69	0.781	14:46:59.533
9 -	32.208	93.4	1:01.060	81.1	35.346	85.4	2:08.614	75.35	1.368	14:49:08.147
10 -	31.896	92.6	1:00.192	80.4	35.281	86.0	2:07.369 (2)	76.08	0.123	14:51:15.516

P15 11 R Ruben DAN		Elite Motorsport								
IDEAL LAP TIME : 2:06.850		BEST LAP TIME : 2:06.858			DIFFERENCE : 0.008					
LAP	SECTOR 1	SECTOR 2		SECTOR 3		LAP TIME	MPH	DIFF	TIME OF DAY	
1 -		93.9	1:00.271	81.0	35.117	86.2	2:14.306	72.15	7.448	14:31:54.427
2 -	31.462	93.5					2:07.411	76.06	0.553	14:34:01.838
3 -							2:07.163 (3)	76.21	0.305	14:36:09.001
4 -							2:07.758	75.85	0.900	14:38:16.759
5 -							2:07.122 (2)	76.23	0.264	14:40:23.881
6 -							2:10.205	74.43	3.347	14:42:34.086
7 -							2:09.743	74.69	2.885	14:44:43.830
8 -							2:06.858 (1)	76.39		14:46:50.688
9 -							2:18.403	70.02	11.545	14:49:09.091
10 -							2:07.589	75.95	0.731	14:51:16.681

P16 75 R Colin CRONIN		Fox Motorsport								
IDEAL LAP TIME : 2:07.561		BEST LAP TIME : 2:07.926			DIFFERENCE : 0.365					
LAP	SECTOR 1	SECTOR 2		SECTOR 3		LAP TIME	MPH	DIFF	TIME OF DAY	
1 -		93.2	1:01.709	80.4	35.784	86.3	2:20.889	68.78	12.963	14:32:01.010
2 -	31.753	93.4	1:01.432	80.2	35.585	87.0	2:08.770	75.26	0.844	14:34:09.780
3 -	32.188	92.0	1:00.813	80.1	35.461	85.9	2:08.462	75.44	0.536	14:36:18.242
4 -	31.908	93.3	1:01.442	80.5	35.523	85.2	2:08.873	75.20	0.947	14:38:27.115
5 -	31.640	92.1	1:01.307	78.9	35.908	85.8	2:08.855	75.21	0.929	14:40:35.970
6 -	31.584	92.1	1:01.618	80.7	35.365	86.8	2:08.567	75.37	0.641	14:42:44.537
7 -	31.582	92.9	1:00.983	80.5	35.589	87.3	2:08.154 (2)	75.62	0.228	14:44:52.691
8 -	31.771	92.8	1:00.683	80.8	35.472	85.5	2:07.926 (1)	75.75		14:47:00.617
9 -	31.845	92.4	1:01.009	80.7	35.605	84.6	2:08.459	75.44	0.533	14:49:09.076
10 -	32.197	93.7	1:00.906	81.1	35.296	86.9	2:08.399 (3)	75.47	0.473	14:51:17.475

2024 Ginetta Junior Championship

RACE 1 - ROUND 1 - SECTOR ANALYSIS



SECTOR 1 = FL to I1, SECTOR 2 = I1 to I2, SECTOR 3 = I2 to FL, DIFF = Difference To Personal Best Lap, P = Crossed Finish Line in Pit Lane, D = Time Disallowed

P17 70 R		Jude PETERS (F)				E3 Sport				
IDEAL LAP TIME : 2:07.003		BEST LAP TIME : 2:07.121				DIFFERENCE : 0.118				
LAP	SECTOR 1	SECTOR 2		SECTOR 3		LAP TIME	MPH	DIFF	TIME OF DAY	
1 -		92.6	1:02.114	79.4	35.826	86.5	2:18.844	69.79	11.723	14:31:58.965
2 -	31.179	93.4	1:00.722	80.3	35.220	86.0	2:07.121 (1)	76.23		14:34:06.086
3 -	31.366	93.0	1:03.426	79.1	36.176	83.5	2:10.968	73.99	3.847	14:36:17.054
4 -	32.057	90.6	1:00.604	79.6	35.524	84.6	2:08.185	75.60	1.064	14:38:25.239
5 -	31.774	91.1	1:00.645	79.4	35.692	85.2	2:08.111	75.64	0.990	14:40:33.350
6 -	31.677	90.8	1:00.773	79.6	35.519	85.2	2:07.969 (3)	75.73	0.848	14:42:41.319
7 -	35.868	76.6	1:01.579	80.8	35.467	85.9	2:12.914	72.91	5.793	14:44:54.233
8 -	31.603	92.8	1:00.744	80.2	35.484	85.7	2:07.831 (2)	75.81	0.710	14:47:02.064
9 -	31.427	92.4	1:03.059	79.3	35.923	84.5	2:10.409	74.31	3.288	14:49:12.473
10 -	31.904	90.8	1:00.771	79.6	35.526	84.8	2:08.201	75.59	1.080	14:51:20.674

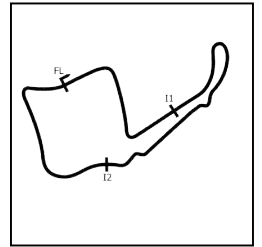
P18 34 R		Max CUTHBERT				Elite Motorsport				
IDEAL LAP TIME : 2:07.906		BEST LAP TIME : 2:08.189				DIFFERENCE : 0.283				
LAP	SECTOR 1	SECTOR 2		SECTOR 3		LAP TIME	MPH	DIFF	TIME OF DAY	
1 -		93.7	1:01.433	80.3	36.233	86.2	2:20.136	69.15	11.947	14:32:00.257
2 -	31.741	93.3	1:01.083	80.8	36.554	85.4	2:09.378	74.90	1.189	14:34:09.635
3 -	32.683	91.4	1:00.985	80.6	36.361	85.0	2:10.029	74.53	1.840	14:36:19.664
4 -	31.811	93.3	1:01.079	79.8	35.703	85.8	2:08.593 (3)	75.36	0.404	14:38:28.257
5 -	31.658	94.1	1:01.187	80.0	35.940	86.1	2:08.785	75.25	0.596	14:40:37.042
6 -	31.600	93.2	1:01.401	80.4	36.204	85.9	2:09.205	75.00	1.016	14:42:46.247
7 -	31.857	91.9	1:01.267	80.8	35.538	86.1	2:08.662	75.32	0.473	14:44:54.909
8 -	31.754	92.6	1:00.824	80.8	35.611	86.0	2:08.189 (1)	75.60		14:47:03.098
9 -	31.824	92.3	1:01.400	79.8	36.337	86.0	2:09.561	74.80	1.372	14:49:12.659
10 -	31.859	93.2	1:01.196	80.7	35.482	86.7	2:08.537 (2)	75.39	0.348	14:51:21.196

P19 45 R		Jack ROBINSON (F)				Fox Motorsport				
IDEAL LAP TIME : 2:07.293		BEST LAP TIME : 2:07.482				DIFFERENCE : 0.189				
LAP	SECTOR 1	SECTOR 2		SECTOR 3		LAP TIME	MPH	DIFF	TIME OF DAY	
1 -		93.0	1:01.804	81.6	35.884	85.4	2:19.918	69.26	12.436	14:32:00.039
2 -	31.640	92.9	1:01.133	80.7	35.720	86.2	2:08.493 (3)	75.42	1.011	14:34:08.532
3 -	31.583	91.4	1:01.297	81.7	35.775	84.7	2:08.655	75.32	1.173	14:36:17.187
4 -	32.220	93.2	1:00.845	81.3	35.800	85.4	2:08.865	75.20	1.383	14:38:26.052
5 -	31.426	93.7	1:00.505	81.8	35.551	86.4	2:07.482 (1)	76.02		14:40:33.534
6 -	31.656	93.7	1:01.200	81.0	35.362	86.7	2:08.218 (2)	75.58	0.736	14:42:41.752
7 -	31.722	91.5	1:00.928	81.0	36.053	85.3	2:08.703	75.29	1.221	14:44:50.455
8 -	32.079	91.6	1:01.234	81.0	35.532	85.3	2:08.845	75.21	1.363	14:46:59.300
9 -	32.044	91.6	1:01.232	82.0	35.454	85.2	2:08.730	75.28	1.248	14:49:08.030
10 -	32.239	94.3	1:05.935	82.0	35.438	87.4	2:13.612	72.53	6.130	14:51:21.642

P20 23 J		Holly MIALL				Fox Motorsport				
IDEAL LAP TIME : 2:08.678		BEST LAP TIME : 2:08.904				DIFFERENCE : 0.226				
LAP	SECTOR 1	SECTOR 2		SECTOR 3		LAP TIME	MPH	DIFF	TIME OF DAY	
1 -		92.5	1:02.031	79.4	35.865	85.8	2:22.917	67.81	14.013	14:32:03.038
2 -	32.209	91.8	1:02.213	79.5	35.798	85.7	2:10.220	74.42	1.316	14:34:13.258
3 -	32.216	91.3	1:01.330	79.4	35.523	86.0	2:09.069 (2)	75.08	0.165	14:36:22.327
4 -	31.872	92.4	1:01.618	79.7	35.609	86.3	2:09.099 (3)	75.06	0.195	14:38:31.426
5 -	31.825	92.1	1:01.523	80.0	35.556	86.1	2:08.904 (1)	75.18		14:40:40.330
6 -	32.267	91.6	1:01.460	79.9	35.705	85.9	2:09.432	74.87	0.528	14:42:49.762
7 -	32.147	91.0	1:01.599	79.9	35.559	86.1	2:09.305	74.94	0.401	14:44:59.067
8 -	32.048	89.4	1:01.561	79.6	35.789	85.4	2:09.398	74.89	0.494	14:47:08.465
9 -	31.991	90.9	1:02.122	79.3	36.013	85.2	2:10.126	74.47	1.222	14:49:18.591
10 -	32.066	90.4	1:01.657	79.2	35.920	85.8	2:09.643	74.75	0.739	14:51:28.234

2024 Ginetta Junior Championship

RACE 1 - ROUND 1 - SECTOR ANALYSIS



SECTOR 1 = FL to I1, SECTOR 2 = I1 to I2, SECTOR 3 = I2 to FL, DIFF = Difference To Personal Best Lap, P = Crossed Finish Line in Pit Lane, D = Time Disallowed

P21 53 R		Ethan CARNEY			Preptech UK								
IDEAL LAP TIME : 2:07.542		BEST LAP TIME : 2:07.681			DIFFERENCE : 0.139								
LAP	SECTOR 1	SECTOR 2	SECTOR 3	LAP TIME	MPH	DIFF	TIME OF DAY						
1 -		93.2	1:01.541	80.9	36.103	85.7	2:20.544	68.95	12.863	14:32:00.665			
2 -	31.793	93.3	1:00.951	80.8	35.812	85.5	2:08.556	75.38	0.875	14:34:09.221			
3 -	31.477	92.8	1:00.968	81.5	35.729	85.2	2:08.174 (3)	75.61	0.493	14:36:17.395			
4 -	32.419	93.2	1:01.408	80.5	36.389	84.8	2:10.216	74.42	2.535	14:38:27.611			
5 -	32.078	93.8	1:00.745	80.4	36.265	86.1	2:09.088	75.07	1.407	14:40:36.699			
6 -	31.717	92.5	1:01.071	81.0	35.375	87.0	2:08.163 (2)	75.61	0.482	14:42:44.862			
7 -	32.029	89.7	1:01.612	80.9	35.454	86.7	2:09.095	75.07	1.414	14:44:53.957			
8 -	31.492	92.9	1:00.869	80.6	35.320	86.3	2:07.681 (1)	75.90		14:47:01.638			
9 -	31.673	93.0	1:10.263	80.6	35.572	87.0	2:17.508	70.47	9.827	14:49:19.146			
10 -	32.961	92.9	1:01.879	80.4	35.964	86.0	2:10.804	74.09	3.123	14:51:29.950			

P22 4 R		James ELLIS (F)			MDD Racing								
IDEAL LAP TIME : 2:08.890		BEST LAP TIME : 2:09.021			DIFFERENCE : 0.131								
LAP	SECTOR 1	SECTOR 2	SECTOR 3	LAP TIME	MPH	DIFF	TIME OF DAY						
1 -		90.5	1:01.226	78.6	35.984	84.0	2:21.886	68.30	12.865	14:32:02.007			
2 -	31.967	90.0	1:01.227	78.4	36.228	82.9	2:09.422	74.88	0.401	14:34:11.429			
3 -	32.326	90.3	1:01.214	77.9	36.253	83.7	2:09.793	74.66	0.772	14:36:21.222			
4 -	31.923	90.1	1:01.402	78.5	36.135	83.6	2:09.460	74.85	0.439	14:38:30.682			
5 -	32.021	90.0	1:01.301	79.3	36.008	82.9	2:09.330 (3)	74.93	0.309	14:40:40.012			
6 -	32.565	88.7	1:02.091	78.8	36.162	83.9	2:10.818	74.08	1.797	14:42:50.830			
7 -	31.793	90.8	1:01.254	79.2	35.974	84.0	2:09.021 (1)	75.11		14:44:59.851			
8 -	31.888	90.3	1:01.312	79.0	35.903	84.0	2:09.103 (2)	75.06	0.082	14:47:08.954			
9 -	31.903	91.0	1:02.262	79.1	35.883	84.4	2:10.048	74.52	1.027	14:49:19.002			
10 -	32.938	89.9	1:01.428	78.2	36.609	83.1	2:10.975	73.99	1.954	14:51:29.977			

P23 21 R		Jovarni CASSELL JOSEPH (F)			MDD Racing								
IDEAL LAP TIME : 2:09.592		BEST LAP TIME : 2:09.716			DIFFERENCE : 0.124								
LAP	SECTOR 1	SECTOR 2	SECTOR 3	LAP TIME	MPH	DIFF	TIME OF DAY						
1 -		93.4	1:10.737	78.6	36.066	83.7	2:30.338	64.46	20.622	14:32:10.459			
2 -	32.738	89.8	1:01.641	79.0	36.197	84.2	2:10.576	74.21	0.860	14:34:21.035			
3 -	32.431	90.5	1:01.592	78.4	36.362	74.1	2:10.385	74.32	0.669	14:36:31.420			
4 -	35.053	90.5	1:01.632	78.5	36.090	84.0	2:12.775	72.99	3.059	14:38:44.195			
5 -	32.372	90.0	1:01.603	78.5	36.226	84.5	2:10.201	74.43	0.485	14:40:54.396			
6 -	32.140	91.0	1:01.386	78.6	36.190	84.5	2:09.716 (1)	74.71		14:43:04.112			
7 -	32.915	90.6	1:01.646	78.5	36.458	84.4	2:11.019	73.96	1.303	14:45:15.131			
8 -	32.314	90.4	1:01.760	78.8	36.079	84.7	2:10.153 (3)	74.46	0.437	14:47:25.284			
9 -	32.610	90.1	1:01.620	78.9	36.308	84.0	2:10.538	74.24	0.822	14:49:35.822			
10 -	32.476	90.6	1:01.488	79.1	36.135	84.8	2:10.099 (2)	74.49	0.383	14:51:45.921			

2024 Ginetta Junior Championship

RACE 1 - ROUND 1 - BEST SECTORS

SECTOR 1			SECTOR 2			SECTOR 3			IDEAL / BEST COMPARISON						
POS	NO	NAME	TIME	NO	NAME	TIME	NO	NAME	TIME	POS	NO	NAME	IDEAL	BEST	DIFF
													PERFECT LAP	2:05.591	
1	18	BYRNE (F)	31.141	90	FERNANDEZ	59.604	18	BYRNE (F)	34.846	1	18	BYRNE (F)	2:05.835	2:06.294	0.459
2	70	PETERS (F)	31.179	67	SAETER	59.730	74	DAVIES	34.846	2	74	DAVIES	2:05.994	2:06.627	0.633
3	7	ELLIS	31.185	26	JOSLYN	59.756	35	PHELPS	34.936	3	26	JOSLYN	2:06.004	2:06.092	0.088
4	31	LIVESEY	31.191	25	JEFF-HALL	59.837	67	SAETER	35.020	4	67	SAETER	2:06.192	2:07.048	0.856
5	28	MOSS	31.201	50	HART	59.846	26	JOSLYN	35.033	5	7	ELLIS	2:06.296	2:06.422	0.126
6	26	JOSLYN	31.215	18	BYRNE (F)	59.848	5	INGRAM HILL	35.059	6	90	FERNANDEZ	2:06.313	2:06.645	0.332
7	74	DAVIES	31.226	74	DAVIES	59.922	7	ELLIS	35.060	7	5	INGRAM HILL	2:06.466	2:06.646	0.180
8	5	INGRAM HILL	31.235	35	PHELPS	1:00.017	43	CLARK	35.073	8	35	PHELPS	2:06.487	2:06.728	0.241
9	43	CLARK	31.268	7	ELLIS	1:00.051	11	DAN	35.117	9	43	CLARK	2:06.503	2:06.971	0.468
10	17	SHOTTON	31.310	43	CLARK	1:00.162	90	FERNANDEZ	35.190	10	50	HART	2:06.566	2:06.860	0.294
11	50	HART	31.334	5	INGRAM HILL	1:00.172	17	SHOTTON	35.204	11	31	LIVESEY	2:06.635	2:07.067	0.432
12	25	JEFF-HALL	31.350	17	SHOTTON	1:00.189	70	PETERS (F)	35.220	12	25	JEFF-HALL	2:06.639	2:06.775	0.136
13	45	ROBINSON (F)	31.426	31	LIVESEY	1:00.191	28	MOSS	35.225	13	17	SHOTTON	2:06.703	2:07.246	0.543
14	67	SAETER	31.442	11	DAN	1:00.271	31	LIVESEY	35.253	14	28	MOSS	2:06.788	2:07.057	0.269
15	11	DAN	31.462	28	MOSS	1:00.362	75	CRONIN	35.296	15	11	DAN	2:06.850	2:06.858	0.008
16	53	CARNEY	31.477	45	ROBINSON (F)	1:00.505	53	CARNEY	35.320	16	70	PETERS (F)	2:07.003	2:07.121	0.118
17	90	FERNANDEZ	31.519	70	PETERS (F)	1:00.604	45	ROBINSON (F)	35.362	17	45	ROBINSON (F)	2:07.293	2:07.482	0.189
18	35	PHELPS	31.534	75	CRONIN	1:00.683	50	HART	35.386	18	53	CARNEY	2:07.542	2:07.681	0.139
19	75	CRONIN	31.582	53	CARNEY	1:00.745	25	JEFF-HALL	35.452	19	75	CRONIN	2:07.561	2:07.926	0.365
20	34	CUTHBERT	31.600	34	CUTHBERT	1:00.824	34	CUTHBERT	35.482	20	34	CUTHBERT	2:07.906	2:08.189	0.283
21	4	ELLIS (F)	31.793	4	ELLIS (F)	1:01.214	23	MIALL	35.523	21	23	MIALL	2:08.678	2:08.904	0.226
22	23	MIALL	31.825	23	MIALL	1:01.330	4	ELLIS (F)	35.883	22	4	ELLIS (F)	2:08.890	2:09.021	0.131
23	21	CASSELL JOSEPH (F)	32.140	21	CASSELL JOSEPH (F)	1:01.386	21	CASSELL JOSEPH (F)	36.066	23	21	CASSELL JOSEPH (F)	2:09.592	2:09.716	0.124

2024 Ginetta Junior Championship

RACE 1 - ROUND 1 - BEST SPEEDS

POS	INTERMEDIATE 1			INTERMEDIATE 2			FINISH LINE		
	NO	NAME	MPH	NO	NAME	MPH	NO	NAME	MPH
1	74	DAVIES	95.4	90	FERNANDEZ	82.9	74	DAVIES	88.8
2	35	PHELPS	95.0	35	PHELPS	82.8	35	PHELPS	88.6
3	90	FERNANDEZ	95.0	74	DAVIES	82.6	90	FERNANDEZ	88.6
4	50	HART	94.6	50	HART	82.3	50	HART	88.0
5	43	CLARK	94.6	67	SAETER	82.3	67	SAETER	87.7
6	25	JEFF-HALL	94.5	43	CLARK	82.1	26	JOSLYN	87.6
7	18	BYRNE (F)	94.5	18	BYRNE (F)	82.1	43	CLARK	87.4
8	7	ELLIS	94.5	25	JEFF-HALL	82.0	28	MOSS	87.4
9	67	SAETER	94.3	45	ROBINSON (F)	82.0	45	ROBINSON (F)	87.4
10	28	MOSS	94.3	7	ELLIS	81.9	5	INGRAM HILL	87.3
11	45	ROBINSON (F)	94.3	26	JOSLYN	81.6	75	CRONIN	87.3
12	34	CUTHBERT	94.1	5	INGRAM HILL	81.5	18	BYRNE (F)	87.2
13	5	INGRAM HILL	93.9	28	MOSS	81.5	7	ELLIS	87.1
14	11	DAN	93.9	53	CARNEY	81.5	53	CARNEY	87.0
15	53	CARNEY	93.8	17	SHOTTON	81.2	34	CUTHBERT	86.7
16	75	CRONIN	93.7	75	CRONIN	81.1	70	PETERS (F)	86.5
17	26	JOSLYN	93.5	11	DAN	81.0	23	MIALL	86.3
18	17	SHOTTON	93.5	70	PETERS (F)	80.8	25	JEFF-HALL	86.2
19	70	PETERS (F)	93.4	34	CUTHBERT	80.8	31	LIVESEY	86.2
20	21	CASELL JOSEPH (F)	93.4	23	MIALL	80.0	11	DAN	86.2
21	31	LIVESEY	93.2	31	LIVESEY	79.9	17	SHOTTON	86.0
22	23	MIALL	92.5	4	ELLIS (F)	79.3	21	CASELL JOSEPH (F)	84.8
23	4	ELLIS (F)	91.0	21	CASELL JOSEPH (F)	79.1	4	ELLIS (F)	84.4

2024 Ginetta Junior Championship

RACE 1 - ROUND 1 - STATISTICS

Competitors Started 23
Planned Start 2024-03-30 @ 14:25:00.000
Actual Start 2024-03-30 @ 14:29:40.120
Finish Time 2024-03-30 @ 14:51:00.756
Track Length 2.6920mi.
Total Laps 230
Total Distance Covered 619.1665mi.

Session Fastest Lap History

NO	CL	NAME	LAP TIME	TIME OF DAY	LAP	VEHICLE
25	R	Ethan JEFF-HALL	2:06.775	14:33:59.640	2	R Racing
90	J	Chase FERNANDEZ	2:06.645	14:33:59.858	2	E3 Sport
26	J	Henry JOSLYN	2:06.493	14:34:00.247	2	Preptech UK
7	R	Nickolas ELLIS	2:06.422	14:34:02.986	2	Elite Motorsport
18	R	Torrin BYRNE (F)	2:06.294	14:36:10.664	3	Pace Performance
26	J	Henry JOSLYN	2:06.092	14:40:38.654	5	Preptech UK

Session Leader History

NO	CL	NAME	FROM LAP	LAPS LED	DISTANCE	VEHICLE
25	R	Ethan JEFF-HALL	1	10	26.92 miles	R Racing

Flag History

TYPE	TIME OF DAY
GREEN	14:29:40.120
FINISH	14:51:00.756

Flag Statistics

TYPE	COUNT	TOTAL LAPS	TOTAL TIME
Green	1	10	23:43.130
Red	0	0	0.000
Safety Car	0	0	0.000
FCY	0	0	0.000

2024 Ginetta Junior Championship

RACE 1 - ROUND 1 - STATISTICS

CLASS : JUNIOR

6 Starters

Fastest Lap History

NO	NAME	LAP TIME	TIME OF DAY	LAP	VEHICLE
90	Chase FERNANDEZ	2:06.645	14:33:59.858	2	E3 Sport
26	Henry JOSLYN	2:06.493	14:34:00.247	2	Preptech UK
26	Henry JOSLYN	2:06.092	14:40:38.654	5	Preptech UK

Leader History

NO	NAME	FROM LAP	LAPS LED	DISTANCE	VEHICLE
50	Charlie HART	1	1	2.69 miles	Elite Motorsport
90	Chase FERNANDEZ	2	2	5.38 miles	E3 Sport
50	Charlie HART	4	7	18.84 miles	Elite Motorsport

2024 Ginetta Junior Championship

RACE 1 - ROUND 1 - STATISTICS

CLASS : ROOKIE

17 Starters

Fastest Lap History

NO	NAME	LAP TIME	TIME OF DAY	LAP	VEHICLE
25	Ethan JEFF-HALL	2:06.775	14:33:59.640	2	R Racing
35	Isaac PHELPS	2:06.728	14:34:00.499	2	Elite Motorsport
7	Nickolas ELLIS	2:06.422	14:34:02.986	2	Elite Motorsport
18	Torrin BYRNE (F)	2:06.294	14:36:10.664	3	Pace Performance

Leader History

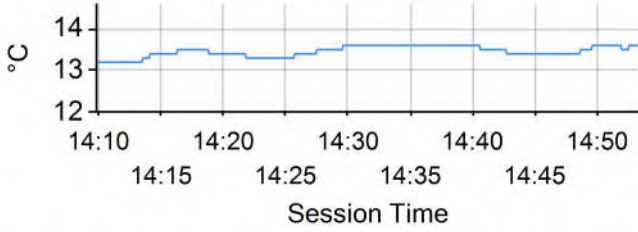
NO	NAME	FROM LAP	LAPS LED	DISTANCE	VEHICLE
25	Ethan JEFF-HALL	1	10	26.92 miles	R Racing

2024 Ginetta Junior Championship

RACE 1 - ROUND 1 - WEATHER CONDITIONS

Air Temperature

Min: 13.2°C Max: 13.6°C



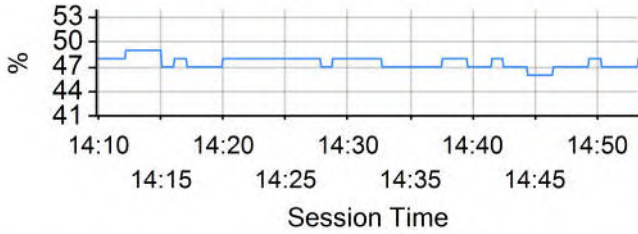
Track Temperature

Min: 23.6°C Max: 24.9°C



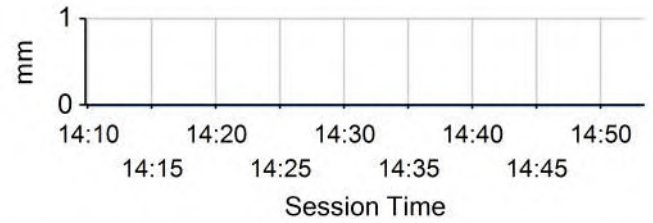
Humidity

Min: 46% Max: 49%



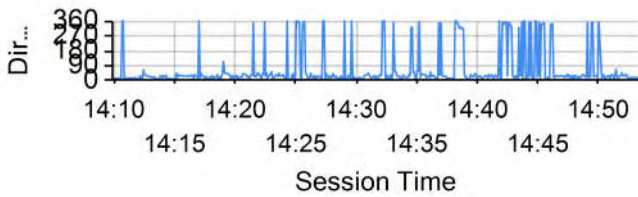
Daily Rainfall

Min: 0mm Max: 0mm



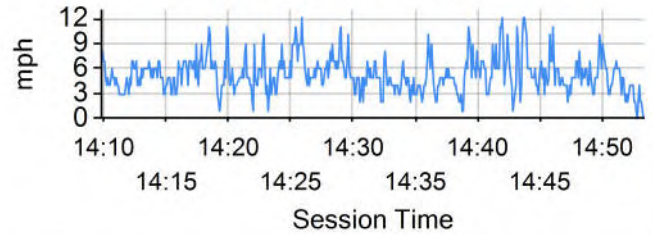
Wind Direction

North = 0/360, East = 90, South = 180, West = 270



Wind Speed

Min: 0mph Max: 12.1mph



2024 Ginetta Junior Championship

RACE 6 - ROUND 2 - CLASSIFICATION

Race Distance: 9 Laps / 24.22 miles

POS	NO	CL	PIC	NAME	NAT	ENTRY	LAPS	TIME	GAP	DIFF	MPH	BEST	ON	GRD	↑↓
1	35	R	1	Isaac PHELPS	GBR	Elite Motorsport	9	20:42.361			70.20	2:16.409	6	8	7
2	50	J	1	Charlie HART	GBR	Elite Motorsport	9	20:42.632	0.271	0.271	70.19	2:16.079	6	3	1
3	90	J	2	Chase FERNANDEZ	GBR	E3 Sport	9	20:42.874	0.513	0.242	70.17	2:15.713	4	2	-1
4	11*	R	2	Ruben DAN	AUS	Elite Motorsport	9	20:48.589	6.228	5.715	69.85	2:16.618	6	5	1
5	26	J	3	Henry JOSLYN	GBR	Preptech UK	9	20:53.036	10.675	4.447	69.60	2:16.144	3	4	-1
6	43	R	3	Archie CLARK	GBR	Elite Motorsport	9	21:01.051	18.690	8.015	69.16	2:17.665	6	6	0
7	25	R	4	Ethan JEFF-HALL	GBR	R Racing	9	21:02.128	19.767	1.077	69.10	2:16.461	9	1	-6
8	5*	R	5	Tom INGRAM HILL	GBR	R Racing	9	21:06.775	24.414	4.647	68.85	2:18.718	6	9	1
9	28	J	4	Harry MOSS	GBR	R Racing	9	21:07.136	24.775	0.361	68.83	2:18.320	9	14	5
10	17	R	6	James SHOTTON	GBR	Fox Motorsport	9	21:13.660	31.299	6.524	68.48	2:19.449	8	11	1
11	74	R	7	Alfie DAVIES	GBR	Preptech UK	9	21:13.959	31.598	0.299	68.46	2:17.935	4	13	2
12	70	R	8	Jude PETERS (F)	GBR	E3 Sport	9	21:14.179	31.818	0.220	68.45	2:19.263	8	16	4
13	18	R	9	Torrin BYRNE (F)	GBR	Pace Performance	9	21:14.341	31.980	0.162	68.44	2:19.216	8	7	-6
14	7	R	10	Nickolas ELLIS	IMN	Elite Motorsport	9	21:14.749	32.388	0.408	68.42	2:19.037	7	10	-4
15	34	R	11	Max CUTHBERT	GBR	Elite Motorsport	9	21:27.348	44.987	12.599	67.75	2:20.355	4	17	2
16	75	R	12	Colin CRONIN	IRL	Fox Motorsport	9	21:37.938	55.577	10.590	67.20	2:20.515	7	19	3
17	53	R	13	Ethan CARNEY	USA	Preptech UK	9	21:40.767	58.406	2.829	67.05	2:19.857	9	22	5
18	23	J	5	Holly MIALL	GBR	Fox Motorsport	9	21:44.558	1:02.197	3.791	66.85	2:20.974	7	23	5
19	21	R	14	Jovarni CASSELL JOSEPH (F)	GBR	MDD Racing	9	21:45.918	1:03.557	1.360	66.78	2:21.597	9	21	2
20	45	R	15	Jack ROBINSON (F)	GBR	Fox Motorsport	9	21:53.682	1:11.321	7.764	66.39	2:19.775	5	18	-2
21	4	R	16	James ELLIS (F)	GBR	MDD Racing	9	22:11.376	1:29.015	17.694	65.51	2:23.612	4	20	-1
22	67	R	17	Marcus SAETER	NO	R Racing	8	21:10.109	1 Lap	1 Lap	61.04	2:18.971	8	12	-10

NOT CLASSIFIED

DNF	31	J		Felix LIVESEY	GBR	MDD Racing	1	2:31.259	8 Laps	7 Laps	64.07				15
-----	----	---	--	---------------	-----	------------	---	----------	--------	--------	-------	--	--	--	----

FASTEST LAP

90	J			Chase FERNANDEZ	GBR	E3 Sport	4	2:15.713			71.41 mph				114.92 kph
35	R			Isaac PHELPS	GBR	Elite Motorsport	6	2:16.409			71.04 mph				114.33 kph

Comments:

*Car 11 requires a working transponder - Regulation Q12.8.1 refers.

Weather / Track : Rain / Wet

These results are provisional until the conclusion of any judicial and technical matters.

Date: 01/04/2024 Start: 08:37 Finish: 08:57

Oulton Park International: 2.6920 miles

Clerk Of Course: Paul Levitt	Stewards:	Timekeeper: Gethin Rees	
------------------------------	-----------	-------------------------	--

Results can be found at www.tsl-timing.com

Printed - 09:00 Monday, 01 April 2024

2024 Ginetta Junior Championship

RACE 6 - ROUND 2 - LAP CHART

LAP 1 @ 08:39:31.044			LAP 2 @ 08:41:48.050			LAP 3 @ 08:44:04.194			LAP 4 @ 08:46:22.895			LAP 5 @ 08:48:39.690		
NO	BEHIND	LAP TIME	NO	BEHIND	LAP TIME	NO	BEHIND	LAP TIME	NO	BEHIND	LAP TIME	NO	BEHIND	LAP TIME
26		2:25.532	26		2:17.006	26		2:16.144	25		2:17.959	35		2:16.772
25	0.208	2:25.740	25	0.209	2:17.007	25	0.742	2:16.677	35	0.023	2:16.633	90	0.167	2:16.827
90	0.463	2:25.995	90	1.010	2:17.553	35	2.091	2:16.784	90	0.135	2:15.713	50	1.348	2:16.467
50	1.451	2:26.983	35	1.451	2:16.765	90	3.123	2:18.257	50	1.676	2:16.753	11	3.975	2:17.312
35	1.692	2:27.224	50	2.436	2:17.991	50	3.624	2:17.332	11	3.458	2:17.473	67	1 Lap	3:34.229
11	2.312	2:27.844	11	3.469	2:18.163	11	4.686	2:17.361	26	7.192	2:25.893	26	12.214	2:21.817
7	3.503	2:29.035	43	8.649	2:21.494	43	11.892	2:19.387	43	11.943	2:18.752	43	13.731	2:18.583
43	4.161	2:29.693	5	9.815	2:21.507	5	13.672	2:20.001	5	13.852	2:18.881	5	16.471	2:19.414
74	4.328	2:29.860	28	11.761	2:21.842	28	14.942	2:19.325	28	15.854	2:19.613	28	18.152	2:19.093
67	4.747	2:30.279	17	12.322	2:22.529	17	15.988	2:19.810	17	17.714	2:20.427	25	18.421	2:35.216
5	5.314	2:30.846	18	12.662	2:23.621	18	16.187	2:19.669	18	17.832	2:20.346	17	20.394	2:19.475
31	5.727	2:31.259	70	12.999	2:22.683	70	16.600	2:19.745	70	18.150	2:20.251	18	20.568	2:19.531
18	6.047	2:31.579	45	13.241	2:22.451	7	17.991	2:19.949	7	19.026	2:19.736	70	20.881	2:19.526
17	6.799	2:32.331	7	14.186	2:27.689	45	18.625	2:21.528	45	19.776	2:19.852	7	21.807	2:19.576
28	6.925	2:32.457	34	17.086	2:23.387	74	20.900	2:18.803	74	20.134	2:17.935	74	22.165	2:18.826
70	7.322	2:32.854	74	18.241	2:30.919	34	22.145	2:21.203	34	23.799	2:20.355	45	22.756	2:19.775
45	7.796	2:33.328	21	20.740	2:28.126	21	29.006	2:24.410	21	34.092	2:23.787	34	28.085	2:21.081
21	9.620	2:35.152	53	20.823	2:26.322	75	29.492	2:24.415	75	34.280	2:23.489	75	40.108	2:22.623
34	10.705	2:36.237	75	21.221	2:26.557	23	31.039	2:25.181	23	35.850	2:23.512	23	41.749	2:22.694
53	11.507	2:37.039	67	21.403	2:33.662	4	32.356	2:25.576	4	37.267	2:23.612	21	44.079	2:26.782
75	11.670	2:37.202	23	22.002	2:25.912	53	35.560	2:30.881	53	38.850	2:21.991	4	44.343	2:23.871
4	12.354	2:37.886	4	22.924	2:27.576	67	1:08.759	3:03.500 P				53	44.418	2:22.363
23	13.096	2:38.628												

2024 Ginetta Junior Championship

RACE 6 - ROUND 2 - LAP CHART

LAP 6 @ 08:50:56.099			LAP 7 @ 08:53:13.477			LAP 8 @ 08:55:31.219			LAP 9 @ 08:57:47.873		
NO	BEHIND	LAP TIME	NO	BEHIND	LAP TIME	NO	BEHIND	LAP TIME	NO	BEHIND	LAP TIME
35		2:16.409	35		2:17.378	35		2:17.742	35		2:16.654
90	0.361	2:16.603	90	0.122	2:17.139	50	0.377	2:17.646	50	0.271	2:16.548
50	1.018	2:16.079	50	0.473	2:16.833	90	0.427	2:18.047	90	0.513	2:16.740
11	4.184	2:16.618	11	3.711	2:16.905	11	3.052	2:17.083	11	6.228	2:19.830
26	12.366	2:16.561	26	11.718	2:16.730	26	11.105	2:17.129	26	10.675	2:16.224
43	14.987	2:17.665	43	15.788	2:18.179	43	16.780	2:18.734	43	18.690	2:18.564
67	1 Lap	2:25.716	25	20.546	2:17.216	25	19.960	2:17.156	25	19.767	2:16.461
5	18.780	2:18.718	5	20.727	2:19.325	5	22.051	2:19.066	5	24.414	2:19.017
28	20.676	2:18.933	28	21.969	2:18.671	28	23.109	2:18.882	28	24.775	2:18.320
25	20.708	2:18.696	67	1 Lap	2:24.708	67	1 Lap	2:19.044	67	1 Lap	2:18.971
17	23.862	2:19.877	17	26.112	2:19.628	17	27.819	2:19.449	17	31.299	2:20.134
70	24.030	2:19.558	70	26.346	2:19.694	70	27.867	2:19.263	74	31.598	2:19.941
18	24.267	2:20.108	18	26.553	2:19.664	18	28.027	2:19.216	70	31.818	2:20.605
74	24.977	2:19.221	74	26.692	2:19.093	74	28.311	2:19.361	18	31.980	2:20.607
7	25.784	2:20.386	7	27.443	2:19.037	7	29.399	2:19.698	7	32.388	2:19.643
45	31.653	2:25.306	45	35.190	2:20.915	45	40.084	2:22.636	34	44.987	2:21.142
34	32.739	2:21.063	34	36.098	2:20.737	34	40.499	2:22.143	75	55.577	2:20.660
75	45.465	2:21.766	75	48.602	2:20.515	75	51.571	2:20.711	53	58.406	2:19.857
23	48.108	2:22.768	23	51.704	2:20.974	53	55.203	2:20.632	23	1:02.197	2:22.199
21	49.330	2:21.660	53	52.313	2:20.177	23	56.652	2:22.690	21	1:03.557	2:21.597
53	49.514	2:21.505	21	53.902	2:21.950	21	58.614	2:22.454	45	1:11.321	2:47.891
4	52.423	2:24.489	4	59.837	2:24.792	4	1:15.385	2:33.290	4	1:29.015	2:30.284

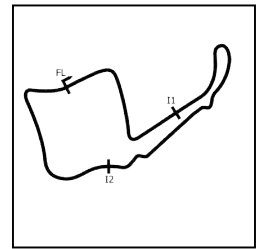
2024 Ginetta Junior Championship

RACE 6 - ROUND 2 - POSITION CHART WITH INTERMEDIATES

No	Name	Lap																																				
		Pos	L0 - Int1-M	L0 - Int2-M	L1 - Finish	L1 - Int1-M	L1 - Int2-M	L2 - Finish	L2 - Int1-M	L2 - Int2-M	L3 - Finish	L3 - Int1-M	L3 - Int2-M	L4 - Finish	L4 - Int1-M	L4 - Int2-M	L5 - Finish	L5 - Int1-M	L5 - Int2-M	L6 - Finish	L6 - Int1-M	L6 - Int2-M	L7 - Finish	L7 - Int1-M	L7 - Int2-M	L8 - Finish	L8 - Int1-M	L8 - Int2-M	L9 - Finish									
25	JEFF-HALL	1	25	25	26	26	26	26	26	26	26	25	25	25	35	35	35	35	35	35	35	35	35	35	35	35	35	35	35	35	35	35	35	35				
90	FERNANDEZ	2	90	90	25	25	25	25	25	25	25	35	35	35	90	90	90	90	90	90	90	90	90	90	90	90	90	90	90	90	90	90	90	90	90			
50	HART	3	26	26	90	90	90	90	90	90	35	35	90	90	90	50	50	50	50	50	50	50	50	50	50	50	50	50	50	50	50	50	50	50	50	50		
26	JOSLYN	4	50	50	50	35	35	35	35	90	90	50	50	50	26	26	11	26	26	11	26	26	11	26	26	11	26	26	11	26	26	11	26	26	11			
11	DAN	5	35	35	35	50	50	50	50	50	50	26	26	11	43	43	26	43	43	26	43	43	26	43	43	26	43	43	26	43	43	26	43	43	26			
43	CLARK	6	7	7	11	7	43	11	43	43	11	43	43	26	5	5	43	5	5	43	5	5	43	5	5	43	25	25	43	25	25	43	25	25	43			
18	BYRNE (F)	7	43	43	7	43	5	43	5	5	43	5	5	43	28	28	5	28	28	5	25	25	25	5	5	25	5	5	25	5	5	25	5	5	25			
35	PHELPS	8	67	67	43	67	67	5	28	28	5	28	28	5	25	25	28	25	25	28	28	28	5	28	28	5	28	28	5	28	28	5	28	28	5			
5	INGRAM HILL	9	5	74	74	5	18	28	17	17	28	17	17	28	17	17	25	17	17	25	17	17	28	17	17	28	17	17	28	17	17	28	17	17	28			
7	ELLIS	10	74	5	67	31	28	17	18	18	17	18	18	17	18	18	17	18	70	17	70	70	17	70	70	17	70	70	17	70	70	17	70	70	17			
17	SHOTTON	11	18	31	5	18	17	18	70	70	18	70	70	18	70	70	18	70	18	70	18	18	70	18	18	70	18	18	70	18	18	70	18	74	74			
67	SAETER	12	31	18	31	28	70	70	45	7	70	7	7	70	7	7	70	7	74	18	74	74	18	74	74	18	74	74	18	74	74	18	74	18	70			
74	DAVIES	13	28	17	18	17	45	45	7	45	7	45	45	7	45	45	7	74	7	74	7	7	74	7	7	74	7	7	74	7	7	74	7	7	18			
28	MOSS	14	17	28	17	70	7	7	34	74	45	74	74	45	74	74	74	45	45	7	45	45	7	45	45	7	45	45	7	45	45	7	45	34	7			
31	LIVESEY	15	70	70	28	45	34	34	74	34	74	34	34	74	34	34	45	34	34	45	34	34	45	34	34	45	34	34	45	34	45	34	75	34				
70	PETERS (F)	16	45	45	70	21	74	74	21	21	34	21	21	34	75	75	34	75	75	34	75	75	34	75	75	34	75	75	34	75	75	34	75	53	75			
34	CUTHBERT	17	4	21	45	34	21	21	75	75	21	75	75	21	21	23	75	23	23	75	23	23	75	23	23	75	23	53	75	53	23	53	23	53				
45	ROBINSON (F)	18	34	34	21	75	53	53	23	23	75	23	23	75	23	4	23	21	21	23	21	53	23	53	23	53	23	53	23	53	23	21	23	21	23			
75	CRONIN	19	21	75	34	53	75	75	4	4	23	4	4	23	4	21	21	53	53	21	53	21	53	21	53	21	21	23	21	45	21	45	21	45				
4	ELLIS (F)	20	75	53	53	74	23	67	67	53	4	53	53	4	53	53	4	4	4	53	4	4	21	4	4	21	4	4	21	4	4	45	4	45				
21	CASELL JOSEPH (F)	21	53	4	75	4	4	23	53	67	53	67	67	53	67	67	53	67	67	4	67	67	4	67	67	4	67	67	4	67	67	4	67	67	4			
53	CARNEY	22	23	23	4	23	31	4	67	67	67	67	67	67	67	67	67	67	67	67	67	67	67	67	67	67	67	67	67	67	67	67	67	67	67			
23	MIALL	23	23	23	23	23	23	23	23	23	23	23	23	23	23	23	23	23	23	23	23	23	23	23	23	23	23	23	23	23	23	23	23	23	23			

2024 Ginetta Junior Championship

RACE 6 - ROUND 2 - SECTOR ANALYSIS



SECTOR 1 = FL to I1, SECTOR 2 = I1 to I2, SECTOR 3 = I2 to FL, DIFF = Difference To Personal Best Lap, P = Crossed Finish Line in Pit Lane, D = Time Disallowed

P1 35 R		Isaac PHELPS		Elite Motorsport						
IDEAL LAP TIME : 2:15.885		BEST LAP TIME : 2:16.409		DIFFERENCE : 0.524						
LAP	SECTOR 1		SECTOR 2		SECTOR 3		LAP TIME	MPH	DIFF	TIME OF DAY
1 -		92.6	1:07.586	78.3	38.420	85.8	2:27.224	65.82	10.815	08:39:32.736
2 -	33.829	91.6	1:05.156	77.8	37.780	86.4	2:16.765	70.86	0.356	08:41:49.501
3 -	33.486	92.4	1:05.714	76.9	37.584	86.1	2:16.784	70.85	0.375	08:44:06.285
4 -	34.000	90.1	1:04.815	77.4	37.818	87.2	2:16.633 (2)	70.92	0.224	08:46:22.918
5 -	33.666	91.5	1:05.204	76.7	37.902	85.9	2:16.772	70.85	0.363	08:48:39.690
6 -	33.609	91.1	1:04.979	76.5	37.821	85.4	2:16.409 (1)	71.04		08:50:56.099
7 -	33.501	91.3	1:05.245	76.4	38.632	86.3	2:17.378	70.54	0.969	08:53:13.477
8 -	34.115	90.9	1:05.211	76.7	38.416	85.1	2:17.742	70.35	1.333	08:55:31.219
9 -	33.594	91.6	1:05.012	76.8	38.048	84.8	2:16.654 (3)	70.91	0.245	08:57:47.873

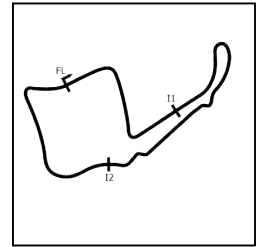
P2 50 J		Charlie HART		Elite Motorsport						
IDEAL LAP TIME : 2:15.736		BEST LAP TIME : 2:16.079		DIFFERENCE : 0.343						
LAP	SECTOR 1		SECTOR 2		SECTOR 3		LAP TIME	MPH	DIFF	TIME OF DAY
1 -		92.3	1:07.000	76.3	38.878	84.9	2:26.983	65.93	10.904	08:39:32.495
2 -	34.505	90.1	1:05.535	76.7	37.951	85.4	2:17.991	70.23	1.912	08:41:50.486
3 -	33.730	91.4	1:05.547	77.4	38.055	85.9	2:17.332	70.56	1.253	08:44:07.818
4 -	33.742	91.8	1:05.375	76.7	37.636	85.5	2:16.753	70.86	0.674	08:46:24.571
5 -	33.576	92.1	1:05.119	76.6	37.772	85.8	2:16.467 (2)	71.01	0.388	08:48:41.038
6 -	33.574	92.0	1:04.997	77.7	37.508	86.4	2:16.079 (1)	71.21		08:50:57.117
7 -	33.648	91.6	1:05.409	77.6	37.776	86.1	2:16.833	70.82	0.754	08:53:13.950
8 -	34.302	91.6	1:05.191	77.6	38.153	85.4	2:17.646	70.40	1.567	08:55:31.596
9 -	33.964	92.6	1:04.654	78.0	37.930	86.3	2:16.548 (3)	70.97	0.469	08:57:48.144

P3 90 J		Chase FERNANDEZ		E3 Sport						
IDEAL LAP TIME : 2:15.587		BEST LAP TIME : 2:15.713		DIFFERENCE : 0.126						
LAP	SECTOR 1		SECTOR 2		SECTOR 3		LAP TIME	MPH	DIFF	TIME OF DAY
1 -		91.1	1:06.473	77.8	38.903	84.9	2:25.995	66.38	10.282	08:39:31.507
2 -	34.114	91.4	1:05.679	77.7	37.760	86.3	2:17.553	70.45	1.840	08:41:49.060
3 -	33.543	92.5	1:06.954	77.3	37.760	86.8	2:18.257	70.09	2.544	08:44:07.317
4 -	33.235	93.3	1:04.858	78.2	37.620	86.8	2:15.713 (1)	71.41		08:46:23.030
5 -	34.124	92.6	1:05.034	78.3	37.669	86.3	2:16.827	70.82	1.114	08:48:39.857
6 -	33.764	91.1	1:05.345	77.9	37.494	86.8	2:16.603 (2)	70.94	0.890	08:50:56.460
7 -	33.515	92.6	1:05.124	78.3	38.500	86.5	2:17.139	70.66	1.426	08:53:13.599
8 -	34.173	91.3	1:05.135	78.1	38.739	84.5	2:18.047	70.20	2.334	08:55:31.646
9 -	34.041	93.0	1:05.200	78.5	37.499	87.0	2:16.740 (3)	70.87	1.027	08:57:48.386

P4 11 R		Ruben DAN		Elite Motorsport						
IDEAL LAP TIME :		BEST LAP TIME : 2:16.618		DIFFERENCE :						
LAP	SECTOR 1		SECTOR 2		SECTOR 3		LAP TIME	MPH	DIFF	TIME OF DAY
1 -							2:27.844	65.55	11.226	08:39:33.356
2 -							2:18.163	70.14	1.545	08:41:51.519
3 -							2:17.361	70.55	0.743	08:44:08.880
4 -							2:17.473	70.49	0.855	08:46:26.353
5 -							2:17.312	70.57	0.694	08:48:43.665
6 -							2:16.618 (1)	70.93		08:51:00.283
7 -							2:16.905 (2)	70.78	0.287	08:53:17.188
8 -							2:17.083 (3)	70.69	0.465	08:55:34.271
9 -							2:19.830	69.30	3.212	08:57:54.101

2024 Ginetta Junior Championship

RACE 6 - ROUND 2 - SECTOR ANALYSIS



SECTOR 1 = FL to I1, SECTOR 2 = I1 to I2, SECTOR 3 = I2 to FL, DIFF = Difference To Personal Best Lap, P = Crossed Finish Line in Pit Lane, D = Time Disallowed

P5 26 J Henry JOSLYN		Preptech UK								
IDEAL LAP TIME : 2:15.929		BEST LAP TIME : 2:16.144		DIFFERENCE : 0.215						
LAP	SECTOR 1	SECTOR 2	SECTOR 3	LAP TIME	MPH	DIFF	TIME OF DAY			
1 -	90.6	1:06.493	77.1	38.148	84.7	2:25.532	66.59	9.388	08:39:31.044	
2 -	33.872	89.9	1:05.332	74.9	37.802	84.8	2:17.006	70.73	0.862	08:41:48.050
3 -	33.612	90.1	1:04.871	76.3	37.661	84.3	2:16.144 (1)	71.18		08:44:04.194
4 -	42.329	78.7	1:05.084	76.1	38.480	81.7	2:25.893	66.42	9.749	08:46:30.087
5 -	33.698	90.6	1:10.321	75.5	37.798	84.2	2:21.817	68.33	5.673	08:48:51.904
6 -	33.431	90.9	1:05.261	75.7	37.869	84.0	2:16.561 (3)	70.96	0.417	08:51:08.465
7 -	33.529	90.6	1:05.077	76.3	38.124	83.4	2:16.730	70.87	0.586	08:53:25.195
8 -	34.264	87.7	1:04.954	76.0	37.911	84.4	2:17.129	70.67	0.985	08:55:42.324
9 -	33.433	90.9	1:05.164	76.8	37.627	85.2	2:16.224 (2)	71.14	0.080	08:57:58.548

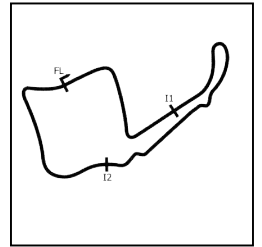
P6 43 R Archie CLARK		Elite Motorsport								
IDEAL LAP TIME : 2:17.509		BEST LAP TIME : 2:17.665		DIFFERENCE : 0.156						
LAP	SECTOR 1	SECTOR 2	SECTOR 3	LAP TIME	MPH	DIFF	TIME OF DAY			
1 -	90.9	1:08.284	77.3	39.479	84.9	2:29.693	64.74	12.028	08:39:35.205	
2 -	34.136	90.3	1:08.354	69.6	39.004	84.4	2:21.494	68.49	3.829	08:41:56.699
3 -	34.079	90.0	1:06.700	76.5	38.608	84.7	2:19.387	69.52	1.722	08:44:16.086
4 -	33.823	91.1	1:06.354	76.8	38.575	85.1	2:18.752	69.84	1.087	08:46:34.838
5 -	33.925	91.4	1:06.390	77.2	38.268	85.9	2:18.583	69.93	0.918	08:48:53.421
6 -	33.425	92.3	1:06.012	77.1	38.228	85.7	2:17.665 (1)	70.39		08:51:11.086
7 -	33.681	92.0	1:06.426	76.7	38.072	85.8	2:18.179 (2)	70.13	0.514	08:53:29.265
8 -	33.650	91.9	1:06.534	76.8	38.550	85.5	2:18.734	69.85	1.069	08:55:47.999
9 -	33.921	91.1	1:06.289	76.6	38.354	86.0	2:18.564 (3)	69.94	0.899	08:58:06.563

P7 25 R Ethan JEFF-HALL		R Racing								
IDEAL LAP TIME : 2:16.089		BEST LAP TIME : 2:16.461		DIFFERENCE : 0.372						
LAP	SECTOR 1	SECTOR 2	SECTOR 3	LAP TIME	MPH	DIFF	TIME OF DAY			
1 -	90.8	1:06.928	76.9	38.950	85.5	2:25.740	66.49	9.279	08:39:31.252	
2 -	33.910	93.2	1:05.612	77.7	37.485	85.7	2:17.007 (3)	70.73	0.546	08:41:48.259
3 -	33.693	93.0	1:05.300	77.0	37.684	85.9	2:16.677 (2)	70.90	0.216	08:44:04.936
4 -	33.692	91.3	1:06.088	76.7	38.179	86.2	2:17.959	70.24	1.498	08:46:22.895
5 -	51.741	91.9	1:05.598	77.8	37.877	85.7	2:35.216	62.43	18.755	08:48:58.111
6 -	34.250	91.4	1:06.343	78.1	38.103	84.4	2:18.696	69.87	2.235	08:51:16.807
7 -	33.660	92.4	1:05.701	77.8	37.855	85.0	2:17.216	70.62	0.755	08:53:34.023
8 -	33.364	92.1	1:06.367	77.3	37.425	86.3	2:17.156	70.65	0.695	08:55:51.179
9 -	33.380	92.4	1:05.645	77.4	37.436	86.5	2:16.461 (1)	71.01		08:58:07.640

P8 5 R Tom INGRAM HILL		R Racing								
IDEAL LAP TIME : 2:18.378		BEST LAP TIME : 2:18.718		DIFFERENCE : 0.340						
LAP	SECTOR 1	SECTOR 2	SECTOR 3	LAP TIME	MPH	DIFF	TIME OF DAY			
1 -	90.8	1:08.855	76.8	39.060	85.8	2:30.846	64.24	12.128	08:39:36.358	
2 -	34.403	90.5	1:08.024	68.6	39.080	85.5	2:21.507	68.48	2.789	08:41:57.865
3 -	34.454	90.4	1:06.795	76.4	38.752	85.2	2:20.001	69.22	1.283	08:44:17.866
4 -	34.295	90.6	1:06.300	76.3	38.286	85.7	2:18.881 (2)	69.78	0.163	08:46:36.747
5 -	34.241	90.4	1:06.925	76.3	38.248	85.7	2:19.414	69.51	0.696	08:48:56.161
6 -	33.975	90.6	1:06.432	76.3	38.311	86.1	2:18.718 (1)	69.86		08:51:14.879
7 -	33.830	91.0	1:06.530	76.0	38.965	85.0	2:19.325	69.55	0.607	08:53:34.204
8 -	34.266	91.5	1:06.467	77.4	38.333	86.0	2:19.066	69.68	0.348	08:55:53.270
9 -	33.926	91.3	1:06.556	76.6	38.535	85.4	2:19.017 (3)	69.71	0.299	08:58:12.287

2024 Ginetta Junior Championship

RACE 6 - ROUND 2 - SECTOR ANALYSIS



SECTOR 1 = FL to I1, SECTOR 2 = I1 to I2, SECTOR 3 = I2 to FL, DIFF = Difference To Personal Best Lap, P = Crossed Finish Line in Pit Lane, D = Time Disallowed

P9 28 J Harry MOSS		R Racing								
IDEAL LAP TIME : 2:18.057		BEST LAP TIME : 2:18.320								
		DIFFERENCE : 0.263								
LAP	SECTOR 1	SECTOR 2	SECTOR 3	LAP TIME	MPH	DIFF	TIME OF DAY			
1 -	91.9	1:09.604	76.8	38.887	85.5	2:32.457	63.56	14.137	08:39:37.969	
2 -	35.052	90.9	1:07.116	69.6	39.674	84.9	2:21.842	68.32	3.522	08:41:59.811
3 -	34.588	91.3	1:06.622	77.2	38.115	85.2	2:19.325	69.55	1.005	08:44:19.136
4 -	34.034	91.8	1:07.371	76.6	38.208	85.0	2:19.613	69.41	1.293	08:46:38.749
5 -	34.079	91.8	1:06.729	76.8	38.285	85.8	2:19.093	69.67	0.773	08:48:57.842
6 -	34.346	91.4	1:06.108	77.3	38.479	83.8	2:18.933	69.75	0.613	08:51:16.775
7 -	34.180	93.2	1:06.553	77.4	37.938	85.7	2:18.671 (2)	69.88	0.351	08:53:35.446
8 -	34.011	92.3	1:06.490	77.4	38.381	86.0	2:18.882 (3)	69.78	0.562	08:55:54.328
9 -	34.021	92.1	1:06.244	77.4	38.055	86.4	2:18.320 (1)	70.06		08:58:12.648

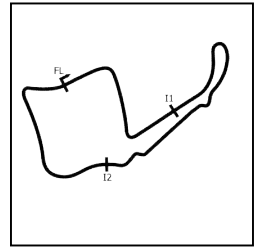
P10 17 R James SHOTTON		Fox Motorsport								
IDEAL LAP TIME : 2:19.105		BEST LAP TIME : 2:19.449								
		DIFFERENCE : 0.344								
LAP	SECTOR 1	SECTOR 2	SECTOR 3	LAP TIME	MPH	DIFF	TIME OF DAY			
1 -	90.0	1:08.758	76.3	39.057	85.1	2:32.331	63.61	12.882	08:39:37.843	
2 -	35.196	88.4	1:07.241	71.6	40.092	84.5	2:22.529	67.99	3.080	08:42:00.372
3 -	34.563	91.5	1:06.499	77.4	38.748	85.3	2:19.810	69.31	0.361	08:44:20.182
4 -	34.386	90.5	1:07.140	76.3	38.901	84.7	2:20.427	69.01	0.978	08:46:40.609
5 -	34.539	91.3	1:06.311	78.0	38.625	84.9	2:19.475 (2)	69.48	0.026	08:49:00.084
6 -	34.549	90.0	1:06.533	76.5	38.795	84.8	2:19.877	69.28	0.428	08:51:19.961
7 -	34.464	89.9	1:06.429	77.1	38.735	85.1	2:19.628 (3)	69.40	0.179	08:53:39.589
8 -	34.169	90.5	1:06.399	76.6	38.881	83.9	2:19.449 (1)	69.49		08:55:59.038
9 -	34.488	90.3	1:06.594	76.9	39.052	84.7	2:20.134	69.15	0.685	08:58:19.172

P11 74 R Alfie DAVIES		Preptech UK								
IDEAL LAP TIME : 2:17.620		BEST LAP TIME : 2:17.935								
		DIFFERENCE : 0.315								
LAP	SECTOR 1	SECTOR 2	SECTOR 3	LAP TIME	MPH	DIFF	TIME OF DAY			
1 -	91.5	1:07.866	78.1	38.907	86.5	2:29.860	64.66	11.925	08:39:35.372	
2 -	43.167	82.6	1:08.415	77.5	39.337	86.2	2:30.919	64.21	12.984	08:42:06.291
3 -	34.205	91.9	1:06.186	77.4	38.412	86.5	2:18.803 (2)	69.82	0.868	08:44:25.094
4 -	34.276	91.8	1:05.674	77.8	37.985	87.3	2:17.935 (1)	70.25		08:46:43.029
5 -	33.975	93.0	1:06.721	78.4	38.130	87.2	2:18.826 (3)	69.80	0.891	08:49:01.855
6 -	33.961	92.6	1:07.250	76.8	38.010	87.1	2:19.221	69.61	1.286	08:51:21.076
7 -	34.091	92.6	1:06.653	78.5	38.349	87.3	2:19.093	69.67	1.158	08:53:40.169
8 -	34.117	93.5	1:06.784	78.3	38.460	86.9	2:19.361	69.54	1.426	08:55:59.530
9 -	34.523	93.2	1:06.740	78.6	38.678	86.3	2:19.941	69.25	2.006	08:58:19.471

P12 70 R Jude PETERS (F)		E3 Sport								
IDEAL LAP TIME : 2:18.839		BEST LAP TIME : 2:19.263								
		DIFFERENCE : 0.424								
LAP	SECTOR 1	SECTOR 2	SECTOR 3	LAP TIME	MPH	DIFF	TIME OF DAY			
1 -	89.8	1:08.469	76.3	39.161	85.7	2:32.854	63.40	13.591	08:39:38.366	
2 -	34.848	89.7	1:07.679	74.6	40.156	85.4	2:22.683	67.92	3.420	08:42:01.049
3 -	34.202	92.1	1:06.939	77.6	38.604	85.9	2:19.745	69.34	0.482	08:44:20.794
4 -	34.134	91.8	1:07.273	77.9	38.844	85.0	2:20.251	69.09	0.988	08:46:41.045
5 -	34.578	91.8	1:06.429	77.9	38.519	85.4	2:19.526 (2)	69.45	0.263	08:49:00.571
6 -	34.297	90.4	1:06.942	77.2	38.319	85.1	2:19.558 (3)	69.44	0.295	08:51:20.129
7 -	34.459	91.3	1:06.543	78.2	38.692	86.0	2:19.694	69.37	0.431	08:53:39.823
8 -	34.102	90.6	1:06.418	77.9	38.743	85.4	2:19.263 (1)	69.58		08:55:59.086
9 -	34.561	91.5	1:06.694	78.0	39.350	84.9	2:20.605	68.92	1.342	08:58:19.691

2024 Ginetta Junior Championship

RACE 6 - ROUND 2 - SECTOR ANALYSIS



SECTOR 1 = FL to I1, SECTOR 2 = I1 to I2, SECTOR 3 = I2 to FL, DIFF = Difference To Personal Best Lap, P = Crossed Finish Line in Pit Lane, D = Time Disallowed

P13 18 R		Torrin BYRNE (F)					Pace Performance			
IDEAL LAP TIME : 2:18.684		BEST LAP TIME : 2:19.216					DIFFERENCE : 0.532			
LAP	SECTOR 1	SECTOR 2		SECTOR 3		LAP TIME	MPH	DIFF	TIME OF DAY	
1 -		92.6	1:08.990	76.0	39.335	85.8	2:31.579	63.93	12.363	08:39:37.091
2 -	34.659	91.4	1:08.328	63.2	40.634	85.1	2:23.621	67.47	4.405	08:42:00.712
3 -	34.333	92.9	1:06.567	78.2	38.769	86.1	2:19.669	69.38	0.453	08:44:20.381
4 -	34.260	91.5	1:07.263	77.3	38.823	85.0	2:20.346	69.05	1.130	08:46:40.727
5 -	34.514	92.1	1:06.325	77.5	38.692	85.5	2:19.531 (2)	69.45	0.315	08:49:00.258
6 -	34.501	90.1	1:07.295	77.8	38.312	85.7	2:20.108	69.17	0.892	08:51:20.366
7 -	34.329	91.8	1:06.680	78.2	38.655	86.4	2:19.664 (3)	69.39	0.448	08:53:40.030
8 -	34.047	92.3	1:06.536	77.9	38.633	86.1	2:19.216 (1)	69.61		08:55:59.246
9 -	34.561	91.9	1:07.239	77.7	38.807	85.4	2:20.607	68.92	1.391	08:58:19.853

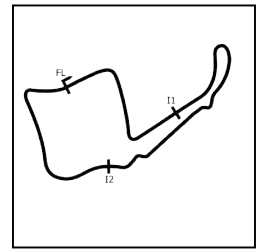
P14 7 R		Nickolas ELLIS					Elite Motorsport			
IDEAL LAP TIME : 2:18.738		BEST LAP TIME : 2:19.037					DIFFERENCE : 0.299			
LAP	SECTOR 1	SECTOR 2		SECTOR 3		LAP TIME	MPH	DIFF	TIME OF DAY	
1 -		89.8	1:08.132	76.0	39.009	85.0	2:29.035	65.02	9.998	08:39:34.547
2 -	34.461	90.5	1:13.191	60.6	40.037	84.5	2:27.689	65.61	8.652	08:42:02.236
3 -	34.283	90.8	1:07.297	76.3	38.369	85.1	2:19.949	69.24	0.912	08:44:22.185
4 -	34.522	89.9	1:06.735	76.2	38.479	85.5	2:19.736	69.35	0.699	08:46:41.921
5 -	34.017	92.1	1:07.177	76.7	38.382	85.9	2:19.576 (2)	69.43	0.539	08:49:01.497
6 -	33.806	91.9	1:07.818	75.5	38.762	86.0	2:20.386	69.03	1.349	08:51:21.883
7 -	33.678	92.6	1:07.034	76.6	38.325	85.9	2:19.037 (1)	69.70		08:53:40.920
8 -	33.720	92.9	1:07.540	76.9	38.438	85.5	2:19.698	69.37	0.661	08:56:00.618
9 -	33.911	91.5	1:06.988	77.4	38.744	85.5	2:19.643 (3)	69.40	0.606	08:58:20.261

P15 34 R		Max CUTHBERT					Elite Motorsport			
IDEAL LAP TIME : 2:19.964		BEST LAP TIME : 2:20.355					DIFFERENCE : 0.391			
LAP	SECTOR 1	SECTOR 2		SECTOR 3		LAP TIME	MPH	DIFF	TIME OF DAY	
1 -		89.2	1:10.312	75.4	39.802	84.0	2:36.237	62.02	15.882	08:39:41.749
2 -	35.681	87.4	1:08.308	74.8	39.398	83.9	2:23.387	67.58	3.032	08:42:05.136
3 -	34.872	89.7	1:07.240	77.5	39.091	84.5	2:21.203	68.63	0.848	08:44:26.339
4 -	35.036	90.4	1:06.731	77.6	38.588	84.2	2:20.355 (1)	69.04		08:46:46.694
5 -	34.806	90.1	1:07.512	75.4	38.763	84.5	2:21.081	68.69	0.726	08:49:07.775
6 -	34.752	90.8	1:07.523	75.9	38.788	84.6	2:21.063 (3)	68.70	0.708	08:51:28.838
7 -	34.645	91.1	1:07.161	76.2	38.931	84.9	2:20.737 (2)	68.86	0.382	08:53:49.575
8 -	34.909	91.0	1:07.909	75.7	39.325	84.9	2:22.143	68.17	1.788	08:56:11.718
9 -	34.761	91.1	1:07.693	75.4	38.688	84.8	2:21.142	68.66	0.787	08:58:32.860

P16 75 R		Colin CRONIN					Fox Motorsport			
IDEAL LAP TIME : 2:19.910		BEST LAP TIME : 2:20.515					DIFFERENCE : 0.605			
LAP	SECTOR 1	SECTOR 2		SECTOR 3		LAP TIME	MPH	DIFF	TIME OF DAY	
1 -		89.3	1:10.486	75.0	39.964	85.0	2:37.202	61.64	16.687	08:39:42.714
2 -	35.318	89.0	1:10.925	73.1	40.314	83.8	2:26.557	66.12	6.042	08:42:09.271
3 -	36.558	88.5	1:08.800	75.9	39.057	84.7	2:24.415	67.10	3.900	08:44:33.686
4 -	35.804	89.3	1:08.764	75.9	38.921	84.8	2:23.489	67.54	2.974	08:46:57.175
5 -	35.534	88.8	1:08.029	76.2	39.060	84.2	2:22.623	67.95	2.108	08:49:19.798
6 -	35.428	88.5	1:07.385	76.2	38.953	84.6	2:21.766	68.36	1.251	08:51:41.564
7 -	34.913	89.2	1:06.839	76.1	38.763	84.4	2:20.515 (1)	68.96		08:54:02.079
8 -	34.695	89.3	1:07.295	76.6	38.721	83.5	2:20.711 (3)	68.87	0.196	08:56:22.790
9 -	34.498	89.3	1:07.589	76.3	38.573	84.3	2:20.660 (2)	68.89	0.145	08:58:43.450

2024 Ginetta Junior Championship

RACE 6 - ROUND 2 - SECTOR ANALYSIS



SECTOR 1 = FL to I1, SECTOR 2 = I1 to I2, SECTOR 3 = I2 to FL, DIFF = Difference To Personal Best Lap, P = Crossed Finish Line in Pit Lane, D = Time Disallowed

P17 53 R		Ethan CARNEY			Preptech UK					
IDEAL LAP TIME : 2:19.692		BEST LAP TIME : 2:19.857			DIFFERENCE : 0.165					
LAP	SECTOR 1	SECTOR 2	SECTOR 3	LAP TIME	MPH	DIFF	TIME OF DAY			
1 -		89.2	1:10.362	75.2	39.590	84.6	2:37.039	61.71	17.182	08:39:42.551
2 -	35.485	86.3	1:10.809	72.8	40.028	83.5	2:26.322	66.23	6.465	08:42:08.873
3 -	43.389	88.0	1:08.256	75.4	39.236	84.7	2:30.881	64.23	11.024	08:44:39.754
4 -	35.707	89.0	1:07.224	76.0	39.060	84.8	2:21.991	68.25	2.134	08:47:01.745
5 -	34.833	90.4	1:08.391	73.8	39.139	84.3	2:22.363	68.07	2.506	08:49:24.108
6 -	35.285	89.4	1:07.506	77.3	38.714	85.8	2:21.505	68.48	1.648	08:51:45.613
7 -	34.808	90.0	1:07.104	76.6	38.265	85.9	2:20.177 (2)	69.13	0.320	08:54:05.790
8 -	34.962	89.2	1:07.338	76.2	38.332	85.2	2:20.632 (3)	68.91	0.775	08:56:26.422
9 -	34.715	90.0	1:06.712	76.4	38.430	85.3	2:19.857 (1)	69.29		08:58:46.279

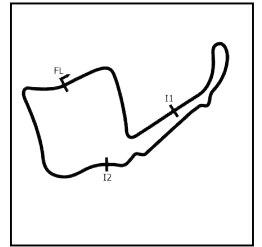
P18 23 J		Holly MIALL			Fox Motorsport					
IDEAL LAP TIME : 2:20.974		BEST LAP TIME : 2:20.974			DIFFERENCE : 0.000					
LAP	SECTOR 1	SECTOR 2	SECTOR 3	LAP TIME	MPH	DIFF	TIME OF DAY			
1 -		89.4	1:11.010	75.8	40.191	85.0	2:38.628	61.09	17.654	08:39:44.140
2 -	35.751	91.0	1:09.575	75.0	40.586	85.1	2:25.912	66.41	4.938	08:42:10.052
3 -	36.103	90.6	1:09.270	76.0	39.808	84.5	2:25.181	66.75	4.207	08:44:35.233
4 -	35.244	90.5	1:08.946	75.7	39.322	84.3	2:23.512	67.52	2.538	08:46:58.745
5 -	35.506	90.4	1:08.307	75.9	38.881	85.0	2:22.694	67.91	1.720	08:49:21.439
6 -	34.901	90.3	1:08.761	75.8	39.106	84.8	2:22.768	67.88	1.794	08:51:44.207
7 -	34.614	90.0	1:07.524	75.8	38.836	85.0	2:20.974 (1)	68.74		08:54:05.181
8 -	35.052	89.8	1:08.221	76.5	39.417	84.8	2:22.690 (3)	67.91	1.716	08:56:27.871
9 -	35.099	89.7	1:08.233	75.8	38.867	84.8	2:22.199 (2)	68.15	1.225	08:58:50.070

P19 21 R		Jovarni CASSELL JOSEPH (F)			MDD Racing					
IDEAL LAP TIME : 2:20.980		BEST LAP TIME : 2:21.597			DIFFERENCE : 0.617					
LAP	SECTOR 1	SECTOR 2	SECTOR 3	LAP TIME	MPH	DIFF	TIME OF DAY			
1 -		89.5	1:09.920	71.5	38.977	83.3	2:35.152	62.46	13.555	08:39:40.664
2 -	34.577	89.8	1:13.158	72.7	40.391	82.9	2:28.126	65.42	6.529	08:42:08.790
3 -	35.464	88.8	1:09.246	74.4	39.700	82.8	2:24.410	67.10	2.813	08:44:33.200
4 -	35.590	87.8	1:08.643	73.9	39.554	82.9	2:23.787	67.40	2.190	08:46:56.987
5 -	36.610	88.4	1:10.733	74.8	39.439	82.2	2:26.782	66.02	5.185	08:49:23.769
6 -	35.044	89.2	1:07.840	75.4	38.776	84.7	2:21.660 (2)	68.41	0.063	08:51:45.429
7 -	34.695	88.6	1:07.990	74.9	39.265	82.8	2:21.950 (3)	68.27	0.353	08:54:07.379
8 -	34.729	89.2	1:08.220	74.9	39.505	83.7	2:22.454	68.03	0.857	08:56:29.833
9 -	34.364	89.0	1:08.081	75.6	39.152	84.3	2:21.597 (1)	68.44		08:58:51.430

P20 45 R		Jack ROBINSON (F)			Fox Motorsport					
IDEAL LAP TIME : 2:19.273		BEST LAP TIME : 2:19.775			DIFFERENCE : 0.502					
LAP	SECTOR 1	SECTOR 2	SECTOR 3	LAP TIME	MPH	DIFF	TIME OF DAY			
1 -		90.6	1:08.621	76.8	39.207	85.3	2:33.328	63.20	13.553	08:39:38.840
2 -	35.212	91.1	1:07.346	74.1	39.893	84.7	2:22.451	68.03	2.676	08:42:01.291
3 -	35.166	89.2	1:07.479	77.3	38.883	85.1	2:21.528	68.47	1.753	08:44:22.819
4 -	34.486	90.9	1:06.595	76.7	38.771	85.1	2:19.852 (2)	69.29	0.077	08:46:42.671
5 -	34.091	91.3	1:06.857	77.2	38.827	85.8	2:19.775 (1)	69.33		08:49:02.446
6 -	33.907	92.0	1:12.628	75.8	38.771	83.8	2:25.306	66.69	5.531	08:51:27.752
7 -	34.207	89.9	1:07.820	75.2	38.888	83.9	2:20.915 (3)	68.77	1.140	08:53:48.667
8 -	34.787	87.3	1:08.687	75.4	39.162	83.5	2:22.636	67.94	2.861	08:56:11.303
9 -	34.443	89.1	1:34.069	75.4	39.379	84.3	2:47.891	57.72	28.116	08:58:59.194

2024 Ginetta Junior Championship

RACE 6 - ROUND 2 - SECTOR ANALYSIS



SECTOR 1 = FL to I1, SECTOR 2 = I1 to I2, SECTOR 3 = I2 to FL, DIFF = Difference To Personal Best Lap, P = Crossed Finish Line in Pit Lane, D = Time Disallowed

P21		4 R		James ELLIS (F)		MDD Racing				
IDEAL LAP TIME : 2:23.202		BEST LAP TIME : 2:23.612		DIFFERENCE : 0.410						
LAP	SECTOR 1	SECTOR 2	SECTOR 3	LAP TIME	MPH	DIFF	TIME OF DAY			
1 -		88.3	1:11.684	70.5	40.352	82.2	2:37.886	61.38	14.274	08:39:43.398
2 -	35.499	88.7	1:11.423	71.1	40.654	81.8	2:27.576	65.66	3.964	08:42:10.974
3 -	36.288	87.8	1:09.021	73.5	40.267	82.1	2:25.576	66.57	1.964	08:44:36.550
4 -	35.490	87.9	1:08.347	73.9	39.775	82.3	2:23.612 (1)	67.48		08:47:00.162
5 -	35.551	87.8	1:08.100	73.6	40.220	80.0	2:23.871 (2)	67.36	0.259	08:49:24.033
6 -	35.698	89.0	1:08.308	73.4	40.483	81.6	2:24.489 (3)	67.07	0.877	08:51:48.522
7 -	35.969	86.8	1:08.609	72.9	40.214	81.3	2:24.792	66.93	1.180	08:54:13.314
8 -	35.327	87.9	1:16.997	54.8	40.966	81.7	2:33.290	63.22	9.678	08:56:46.604
9 -	35.658	86.4	1:08.936	73.2	45.690	70.4	2:30.284	64.48	6.672	08:59:16.888

P22		67 R		Marcus SAETER		R Racing				
IDEAL LAP TIME : 2:18.854		BEST LAP TIME : 2:18.971		DIFFERENCE : 0.117						
LAP	SECTOR 1	SECTOR 2	SECTOR 3	LAP TIME	MPH	DIFF	TIME OF DAY			
1 -		90.5	1:08.336	78.1	39.904	86.0	2:30.279	64.48	11.308	08:39:35.791
2 -	34.191	91.0	1:08.819	64.7	50.652	80.8	2:33.662	63.06	14.691	08:42:09.453
3 -	40.877	83.7	1:29.145	68.6	IN PIT		3:03.500 P	52.81	44.529	08:45:12.953
4 -	OUTLAP	88.7	1:16.232	74.8	39.142	85.4	3:34.229	45.23	1:15.258	08:48:47.182
5 -	34.211	90.6	1:10.339	55.3	41.166	85.9	2:25.716	66.50	6.745	08:51:12.898
6 -	34.334	91.1	1:11.827	76.7	38.547	85.9	2:24.708 (3)	66.97	5.737	08:53:37.606
7 -	33.959	91.5	1:06.794	76.8	38.291	86.1	2:19.044 (2)	69.69	0.073	08:55:56.650
8 -	34.076	90.9	1:06.707	76.7	38.188	86.1	2:18.971 (1)	69.73		08:58:15.621

P23		31 J		Felix LIVESEY		MDD Racing				
IDEAL LAP TIME : 2:21.718		BEST LAP TIME :		DIFFERENCE :						
LAP	SECTOR 1	SECTOR 2	SECTOR 3	LAP TIME	MPH	DIFF	TIME OF DAY			
1 -		90.1	1:08.363	76.8	39.132	85.2	2:31.259	64.07		08:39:36.771

2024 Ginetta Junior Championship

RACE 6 - ROUND 2 - BEST SECTORS

SECTOR 1			SECTOR 2			SECTOR 3			IDEAL / BEST COMPARISON						
POS	NO	NAME	TIME	NO	NAME	TIME	NO	NAME	TIME	POS	NO	NAME	IDEAL	BEST	DIFF
													PERFECT LAP	2:15.314	
1	90	FERNANDEZ	33.235	50	HART	1:04.654	25	JEFF-HALL	37.425	1	90	FERNANDEZ	2:15.587	2:15.713	0.126
2	25	JEFF-HALL	33.364	35	PHELPS	1:04.815	90	FERNANDEZ	37.494	2	50	HART	2:15.736	2:16.079	0.343
3	43	CLARK	33.425	90	FERNANDEZ	1:04.858	50	HART	37.508	3	35	PHELPS	2:15.885	2:16.409	0.524
4	26	JOSLYN	33.431	26	JOSLYN	1:04.871	35	PHELPS	37.584	4	26	JOSLYN	2:15.929	2:16.144	0.215
5	35	PHELPS	33.486	25	JEFF-HALL	1:05.300	26	JOSLYN	37.627	5	25	JEFF-HALL	2:16.089	2:16.461	0.372
6	50	HART	33.574	74	DAVIES	1:05.674	28	MOSS	37.938	6	43	CLARK	2:17.509	2:17.665	0.156
7	7	ELLIS	33.678	43	CLARK	1:06.012	74	DAVIES	37.985	7	74	DAVIES	2:17.620	2:17.935	0.315
8	5	INGRAM HILL	33.830	28	MOSS	1:06.108	43	CLARK	38.072	8	28	MOSS	2:18.057	2:18.320	0.263
9	45	ROBINSON (F)	33.907	5	INGRAM HILL	1:06.300	67	SAETER	38.188	9	5	INGRAM HILL	2:18.378	2:18.718	0.340
10	67	SAETER	33.959	17	SHOTTON	1:06.311	5	INGRAM HILL	38.248	10	18	BYRNE (F)	2:18.684	2:19.216	0.532
11	74	DAVIES	33.961	18	BYRNE (F)	1:06.325	53	CARNEY	38.265	11	7	ELLIS	2:18.738	2:19.037	0.299
12	28	MOSS	34.011	70	PETERS (F)	1:06.418	18	BYRNE (F)	38.312	12	70	PETERS (F)	2:18.839	2:19.263	0.424
13	18	BYRNE (F)	34.047	45	ROBINSON (F)	1:06.595	70	PETERS (F)	38.319	13	67	SAETER	2:18.854	2:18.971	0.117
14	70	PETERS (F)	34.102	67	SAETER	1:06.707	7	ELLIS	38.325	14	17	SHOTTON	2:19.105	2:19.449	0.344
15	17	SHOTTON	34.169	53	CARNEY	1:06.712	75	CRONIN	38.573	15	45	ROBINSON (F)	2:19.273	2:19.775	0.502
16	31	LIVESEY	34.223	34	CUTHBERT	1:06.731	34	CUTHBERT	38.588	16	53	CARNEY	2:19.692	2:19.857	0.165
17	21	CASSELL JOSEPH (F)	34.364	7	ELLIS	1:06.735	17	SHOTTON	38.625	17	75	CRONIN	2:19.910	2:20.515	0.605
18	75	CRONIN	34.498	75	CRONIN	1:06.839	45	ROBINSON (F)	38.771	18	34	CUTHBERT	2:19.964	2:20.355	0.391
19	23	MIALL	34.614	23	MIALL	1:07.524	21	CASSELL JOSEPH (F)	38.776	19	23	MIALL	2:20.974	2:20.974	0.000
20	34	CUTHBERT	34.645	21	CASSELL JOSEPH (F)	1:07.840	23	MIALL	38.836	20	21	CASSELL JOSEPH (F)	2:20.980	2:21.597	0.617
21	53	CARNEY	34.715	4	ELLIS (F)	1:08.100	31	LIVESEY	39.132	21	31	LIVESEY	2:21.718		
22	4	ELLIS (F)	35.327	31	LIVESEY	1:08.363	4	ELLIS (F)	39.775	22	4	ELLIS (F)	2:23.202	2:23.612	0.410
23										23	11	DAN		2:16.618	

2024 Ginetta Junior Championship

RACE 6 - ROUND 2 - BEST SPEEDS

POS	INTERMEDIATE 1			INTERMEDIATE 2			FINISH LINE		
	NO	NAME	MPH	NO	NAME	MPH	NO	NAME	MPH
1	74	DAVIES	93.5	74	DAVIES	78.6	74	DAVIES	87.3
2	90	FERNANDEZ	93.3	90	FERNANDEZ	78.5	35	PHELPS	87.2
3	25	JEFF-HALL	93.2	35	PHELPS	78.3	90	FERNANDEZ	87.0
4	28	MOSS	93.2	70	PETERS (F)	78.2	25	JEFF-HALL	86.5
5	18	BYRNE (F)	92.9	18	BYRNE (F)	78.2	50	HART	86.4
6	7	ELLIS	92.9	25	JEFF-HALL	78.1	28	MOSS	86.4
7	35	PHELPS	92.6	67	SAETER	78.1	18	BYRNE (F)	86.4
8	50	HART	92.6	50	HART	78.0	5	INGRAM HILL	86.1
9	43	CLARK	92.3	17	SHOTTON	78.0	67	SAETER	86.1
10	70	PETERS (F)	92.1	34	CUTHBERT	77.6	43	CLARK	86.0
11	45	ROBINSON (F)	92.0	28	MOSS	77.4	70	PETERS (F)	86.0
12	5	INGRAM HILL	91.5	5	INGRAM HILL	77.4	7	ELLIS	86.0
13	17	SHOTTON	91.5	7	ELLIS	77.4	53	CARNEY	85.9
14	67	SAETER	91.5	43	CLARK	77.3	45	ROBINSON (F)	85.8
15	34	CUTHBERT	91.1	53	CARNEY	77.3	17	SHOTTON	85.3
16	23	MIALL	91.0	45	ROBINSON (F)	77.3	26	JOSLYN	85.2
17	26	JOSLYN	90.9	26	JOSLYN	77.1	31	LIVESEY	85.2
18	31	LIVESEY	90.9	31	LIVESEY	76.8	23	MIALL	85.1
19	53	CARNEY	90.4	75	CRONIN	76.6	75	CRONIN	85.0
20	21	CASSELL JOSEPH (F)	89.8	23	MIALL	76.5	34	CUTHBERT	84.9
21	75	CRONIN	89.3	21	CASSELL JOSEPH (F)	75.6	21	CASSELL JOSEPH (F)	84.7
22	4	ELLIS (F)	89.0	4	ELLIS (F)	73.9	4	ELLIS (F)	82.3
23									

2024 Ginetta Junior Championship

RACE 6 - ROUND 2 - STATISTICS

Competitors Started 23
Planned Start 2024-04-01 @ 08:35:00.000
Actual Start 2024-04-01 @ 08:37:05.511
Finish Time 2024-04-01 @ 08:57:46.969
Track Length 2.6920mi.
Total Laps 198
Total Distance Covered 533.0216mi.

Session Fastest Lap History

NO	CL	NAME	LAP TIME	TIME OF DAY	LAP	VEHICLE
26	J	Henry JOSLYN	2:17.006	08:41:48.079	2	Preptech UK
35	R	Isaac PHELPS	2:16.765	08:41:49.523	2	Elite Motorsport
26	J	Henry JOSLYN	2:16.144	08:44:04.224	3	Preptech UK
90	J	Chase FERNANDEZ	2:15.713	08:46:23.052	4	E3 Sport

Session Leader History

NO	CL	NAME	FROM LAP	LAPS LED	DISTANCE	VEHICLE
26	J	Henry JOSLYN	1	3	8.07 miles	Preptech UK
25	R	Ethan JEFF-HALL	4	1	2.69 miles	R Racing
35	R	Isaac PHELPS	5	5	13.46 miles	Elite Motorsport

Flag History

TYPE	TIME OF DAY
GREEN	08:37:05.511
FINISH	08:57:46.969

Flag Statistics

TYPE	COUNT	TOTAL LAPS	TOTAL TIME
Green	1	9	22:15.077
Red	0	0	0.000
Safety Car	0	0	0.000
FCY	0	0	0.000

2024 Ginetta Junior Championship

RACE 6 - ROUND 2 - STATISTICS

CLASS : JUNIOR

6 Starters

Fastest Lap History

NO	NAME	LAP TIME	TIME OF DAY	LAP	VEHICLE
26	Henry JOSLYN	2:17.006	08:41:48.079	2	Preptech UK
26	Henry JOSLYN	2:16.144	08:44:04.224	3	Preptech UK
90	Chase FERNANDEZ	2:15.713	08:46:23.052	4	E3 Sport

Leader History

NO	NAME	FROM LAP	LAPS LED	DISTANCE	VEHICLE
26	Henry JOSLYN	1	3	8.07 miles	Preptech UK
90	Chase FERNANDEZ	4	4	10.76 miles	E3 Sport
50	Charlie HART	8	2	5.38 miles	Elite Motorsport

2024 Ginetta Junior Championship

RACE 6 - ROUND 2 - STATISTICS

CLASS : ROOKIE

17 Starters

Fastest Lap History

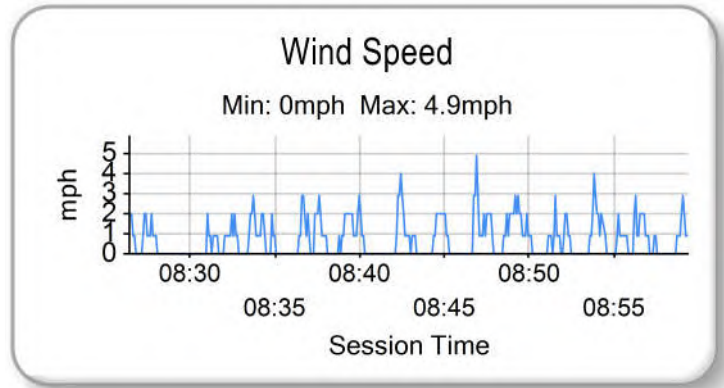
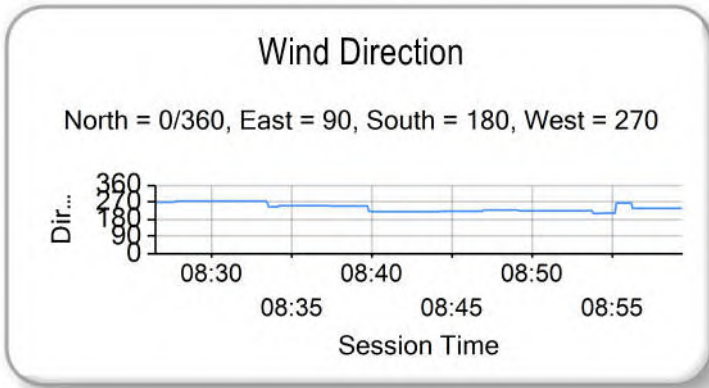
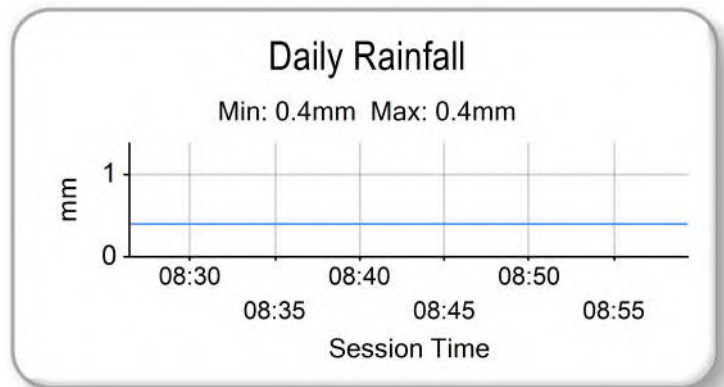
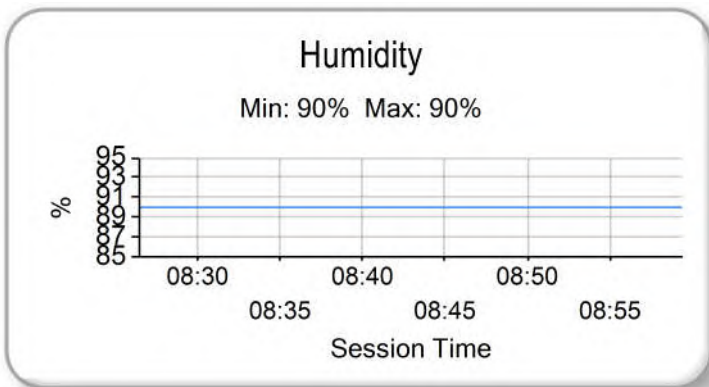
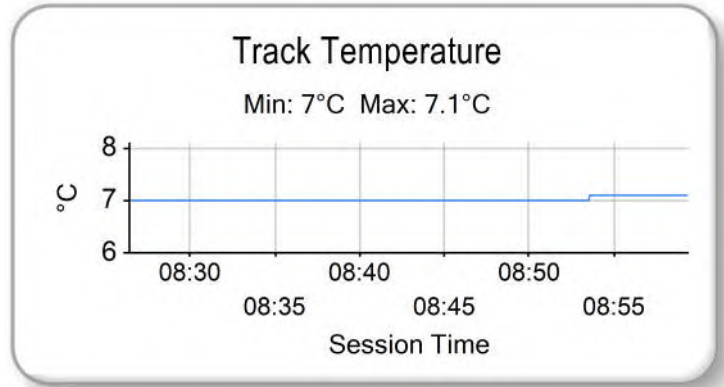
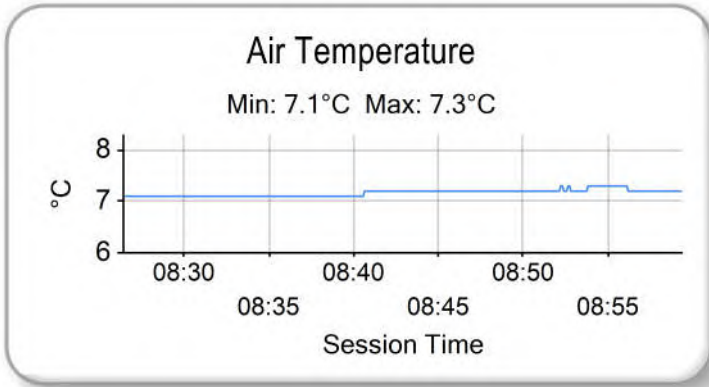
NO	NAME	LAP TIME	TIME OF DAY	LAP	VEHICLE
25	Ethan JEFF-HALL	2:17.007	08:41:48.281	2	R Racing
35	Isaac PHELPS	2:16.765	08:41:49.523	2	Elite Motorsport
25	Ethan JEFF-HALL	2:16.677	08:44:04.958	3	R Racing
35	Isaac PHELPS	2:16.633	08:46:22.918	4	Elite Motorsport
35	Isaac PHELPS	2:16.409	08:50:56.122	6	Elite Motorsport

Leader History

NO	NAME	FROM LAP	LAPS LED	DISTANCE	VEHICLE
25	Ethan JEFF-HALL	1	4	10.76 miles	R Racing
35	Isaac PHELPS	5	5	13.46 miles	Elite Motorsport

2024 Ginetta Junior Championship

RACE 6 - ROUND 2 - WEATHER CONDITIONS



2024 Ginetta Junior Championship

RACE 13 - ROUND 3 - GRID (20 minutes)

ROW 12	23	31 Felix LIVESEY	22	67 Marcus SAETER
ROW 11	21	4 James ELLIS (F)	20	45 Jack ROBINSON (F)
ROW 10	19	21 Jovarni CASSELL JOSEPH (F)	18	23 Holly MIALL
ROW 9	17	53 Ethan CARNEY	16	75 Colin CRONIN
ROW 8	15	34 Max CUTHBERT	14	7 Nickolas ELLIS
ROW 7	13	18 Torrin BYRNE (F)	12	70 Jude PETERS (F)
ROW 6	11	74 Alfie DAVIES	10	17 James SHOTTON
ROW 5	9	28 Harry MOSS	8	5 Tom INGRAM HILL
ROW 4	7	25 Ethan JEFF-HALL	6	43 Archie CLARK
ROW 3	5	26 Henry JOSLYN	4	11 Ruben DAN
ROW 2	3	90 Chase FERNANDEZ	2	50 Charlie HART
ROW 1	1	35 Isaac PHELPS		

Pole

These results are provisional until the conclusion of any judicial and technical matters.

Oulton Park International: 2.6920 miles

Clerk Of Course: Paul Levitt	Stewards:	Timekeeper: Gethin Rees	
------------------------------	-----------	-------------------------	--

Results can be found at www.tsl-timing.com

Printed - 09:02 Monday, 01 April 2024

2024 Ginetta Junior Championship

RACE 13 - ROUND 3 - CLASSIFICATION - AMENDED

Race Distance: 8 Laps / 21.53 miles

POS	NO	CL	PIC	NAME	NAT	ENTRY	LAPS	TIME	GAP	DIFF	MPH	BEST	ON	GRD	↑↓
1	35	R	1	Isaac PHELPS	GBR	Elite Motorsport	8	20:43.794			62.33	2:15.619	4	1	0
2	50	J	1	Charlie HART	GBR	Elite Motorsport	8	20:44.337	0.543	0.543	62.30	2:15.975	4	2	0
3	90	J	2	Chase FERNANDEZ	GBR	E3 Sport	8	20:44.499	0.705	0.162	62.29	2:15.874	4	3	0
4	26	J	3	Henry JOSLYN	GBR	Preptech UK	8	20:44.981	1.187	0.482	62.27	2:16.359	4	5	1
5	25	R	2	Ethan JEFF-HALL	GBR	R Racing	8	20:45.571	1.777	0.590	62.24	2:16.569	8	7	2
6	43	R	3	Archie CLARK	GBR	Elite Motorsport	8	20:47.130	3.336	1.559	62.16	2:17.704	8	6	0
7	11	R	4	Ruben DAN	AUS	Elite Motorsport	8	20:47.531	3.737	0.401	62.14	2:17.735	8	4	-3
8	74	R	5	Alfie DAVIES	GBR	Preptech UK	8	20:48.708	4.914	1.177	62.08	2:18.248	4	11	3
9	5	R	6	Tom INGRAM HILL	GBR	R Racing	8	20:49.755	5.961	1.047	62.03	2:18.617	5	8	-1
10	31	J	4	Felix LIVESEY	GBR	MDD Racing	8	20:50.413	6.619	0.658	62.00	2:18.544	8	23	13
11	34	R	7	Max CUTHBERT	GBR	Elite Motorsport	8	20:52.787	8.993	2.374	61.88	2:19.680	5	15	4
12	70	R	8	Jude PETERS (F)	GBR	E3 Sport	8	20:52.938	9.144	0.151	61.87	2:19.556	4	12	0
13	67*	R	9	Marcus SAETER	NOR	R Racing	8	20:52.024			61.92	2:18.797	4	22	9
14	45	R	10	Jack ROBINSON (F)	GBR	Fox Motorsport	8	20:53.106	9.312		61.87	2:19.167	8	20	6
15	18	R	11	Torrin BYRNE (F)	GBR	Pace Performance	8	20:53.876	10.082	0.770	61.83	2:19.766	8	13	-2
16	53	R	12	Ethan CARNEY	USA	Preptech UK	8	20:54.298	10.504	0.422	61.81	2:20.039	5	17	1
17	28	J	5	Harry MOSS	GBR	R Racing	8	20:54.509	10.715	0.211	61.80	2:19.919	8	9	-8
18	23	J	6	Holly MIALL	GBR	Fox Motorsport	8	20:57.564	13.770	3.055	61.65	2:21.975	8	18	0
19	4	R	13	James ELLIS (F)	GBR	MDD Racing	8	20:59.001	15.207	1.437	61.58	2:22.748	8	21	2
20	7	R	14	Nickolas ELLIS	IMN	Elite Motorsport	8	20:59.114	15.320	0.113	61.57	2:21.960	8	14	-6
21	17*	R	15	James SHOTTON	GBR	Fox Motorsport	8	21:01.078	17.284	1.964	61.47	2:19.036	5	10	-11

NOT CLASSIFIED

DNF	21	R		Jovarni CASSELL JOSEPH (F)	GBR	MDD Racing	4	10:21.693	4 Laps	4 Laps	62.35	2:21.924	4	19	
DNF	75	R		Colin CRONIN	IRL	Fox Motorsport	1	2:33.550	7 Laps	3 Laps	63.11			16	

FASTEST LAP

	35	R		Isaac PHELPS	GBR	Elite Motorsport	4	2:15.619			71.45 mph		115.00 kph		
	90	J		Chase FERNANDEZ	GBR	E3 Sport	4	2:15.874			71.32 mph		114.78 kph		

Comments:

*Car 17 - 10 second time penalty for being out of position at the start

*Car 67 - 2 place penalty. C2.3 - Gaining an unfair advantage

Weather / Track : Rain / Wet

These results are provisional until the conclusion of any judicial and technical matters.

Date: 01/04/2024 Start: 14:27 Finish: 14:47

Oulton Park International: 2.6920 miles

Clerk Of Course: Paul Levitt	Stewards:	Timekeeper: Gethin Rees	
------------------------------	-----------	-------------------------	--

Results can be found at www.tsl-timing.com

Printed - 17:18 Monday, 01 April 2024

2024 Ginetta Junior Championship

RACE 13 - ROUND 3 - LAP CHART

LAP 1 @ 14:29:32.747			LAP 2 @ 14:31:49.196			LAP 3 @ 14:35:01.476			LAP 4 @ 14:37:17.095			LAP 5 @ 14:39:35.625		
NO	BEHIND	LAP TIME	NO	BEHIND	LAP TIME	NO	BEHIND	LAP TIME	NO	BEHIND	LAP TIME	NO	BEHIND	LAP TIME
35		2:24.282	35		2:16.449	35		3:12.280	35		2:15.619	35		2:18.530
50	0.451	2:24.733	50	1.056	2:17.054	50	0.424	3:11.648	50	0.780	2:15.975	50	0.884	2:18.634
90	0.583	2:24.865	90	1.535	2:17.401	90	0.849	3:11.594	90	1.104	2:15.874	90	1.254	2:18.680
43	1.470	2:25.752	26	2.866	2:16.890	26	1.164	3:10.578	26	1.904	2:16.359	26	1.911	2:18.537
26	2.425	2:26.707	43	3.175	2:18.154	43	1.935	3:11.040	25	3.271	2:16.831	25	3.248	2:18.507
25	2.680	2:26.962	25	3.909	2:17.678	25	2.059	3:10.430	43	4.340	2:18.024	43	4.155	2:18.345
11	2.738	2:27.020	11	4.927	2:18.637	11	2.393	3:09.746	11	4.866	2:18.092	11	5.290	2:18.954
5	4.682	2:28.964	74	9.196	2:19.411	74	2.759	3:05.843	74	5.388	2:18.248	74	5.695	2:18.837
28	5.649	2:29.931	5	10.056	2:21.823	5	3.680	3:05.904	5	7.158	2:19.097	5	7.245	2:18.617
74	6.234	2:30.516	17	11.204	2:20.701	17	4.049	3:05.125	17	8.104	2:19.674	17	8.610	2:19.036
17	6.952	2:31.234	70	11.923	2:20.440	70	4.488	3:04.845	70	8.425	2:19.556	31	9.373	2:18.946
70	7.932	2:32.214	31	15.514	2:20.295	31	5.286	3:02.052	31	8.957	2:19.290	70	10.559	2:20.664
75	9.268	2:33.550	34	16.933	2:22.532	34	5.883	3:01.230	67	9.375	2:18.797	67	11.543	2:20.698
7	9.980	2:34.262	67	17.643	2:20.701	67	6.197	3:00.834	34	12.455	2:22.191	34	13.605	2:19.680
18	10.108	2:34.390	21	21.249	2:26.301	21	6.758	2:57.789	21	13.063	2:21.924	53	15.336	2:20.039
34	10.850	2:35.132	23	22.088	2:25.431	23	7.852	2:58.044	53	13.827	2:20.918	45	17.097	2:21.215
21	11.397	2:35.679	45	22.780	2:25.467	45	8.043	2:57.543	45	14.412	2:21.988	18	21.169	2:22.061
31	11.668	2:35.950	53	23.515	2:25.717	53	8.528	2:57.293	23	17.093	2:24.860	28	21.820	2:22.568
23	13.106	2:37.388	4	24.037	2:25.282	4	9.445	2:57.688	18	17.638	2:23.678	23	23.786	2:25.223
67	13.391	2:37.673	18	26.859	2:33.200	18	9.579	2:55.000	28	17.782	2:23.064	4	24.923	2:24.959
45	13.762	2:38.044	28	36.427	2:47.227	28	10.337	2:46.190	4	18.494	2:24.668	7	1:08.198	2:24.266
53	14.247	2:38.529	7	1:38.587	3:45.056	7	54.776	2:28.469	7	1:02.462	2:23.305			
4	15.204	2:39.486												

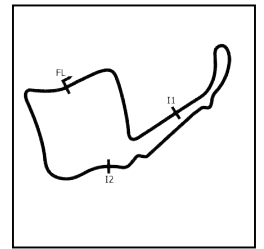
2024 Ginetta Junior Championship

RACE 13 - ROUND 3 - LAP CHART

LAP 6 @ 14:42:29.858			LAP 7 @ 14:45:35.955			LAP 8 @ 14:47:52.259		
NO	BEHIND	LAP TIME	NO	BEHIND	LAP TIME	NO	BEHIND	LAP TIME
35		2:54.233	35		3:06.097	35		2:16.304
50	0.572	2:53.921	50	0.334	3:05.859	50	0.543	2:16.513
90	0.923	2:53.902	90	0.708	3:05.882	90	0.705	2:16.301
26	1.449	2:53.771	26	1.046	3:05.694	26	1.187	2:16.445
25	2.170	2:53.155	25	1.512	3:05.439	25	1.777	2:16.569
43	2.880	2:52.958	43	1.936	3:05.153	43	3.336	2:17.704
11	3.632	2:52.575	11	2.306	3:04.771	11	3.737	2:17.735
74	3.976	2:52.514	74	2.769	3:04.890	74	4.914	2:18.449
5	4.546	2:51.534	5	3.439	3:04.990	5	5.961	2:18.826
17	5.077	2:50.700	17	3.813	3:04.833	31	6.619	2:18.544
31	5.544	2:50.404	31	4.379	3:04.932	17	7.284	2:19.775
70	6.001	2:49.675	70	4.531	3:04.627	67	8.230	2:19.842
67	6.519	2:49.209	67	4.692	3:04.270	34	8.993	2:19.838
34	7.533	2:48.161	34	5.459	3:04.023	70	9.144	2:20.917
53	8.562	2:47.459	53	6.244	3:03.779	45	9.312	2:19.167
45	8.928	2:46.064	45	6.449	3:03.618	18	10.082	2:19.766
18	9.756	2:42.820	18	6.620	3:02.961	53	10.504	2:20.564
28	10.369	2:42.782	28	7.100	3:02.828	28	10.715	2:19.919
23	11.071	2:41.518	23	8.099	3:03.125	23	13.770	2:21.975
4	11.669	2:40.979	4	8.763	3:03.191	4	15.207	2:22.748
7	39.775	2:25.810	7	9.664	2:35.986	7	15.320	2:21.960

2024 Ginetta Junior Championship

RACE 13 - ROUND 3 - SECTOR ANALYSIS



SECTOR 1 = FL to I1, SECTOR 2 = I1 to I2, SECTOR 3 = I2 to FL, DIFF = Difference To Personal Best Lap, P = Crossed Finish Line in Pit Lane, D = Time Disallowed

P1 35 R		Isaac PHELPS				Elite Motorsport				
IDEAL LAP TIME : 2:15.536		BEST LAP TIME : 2:15.619				DIFFERENCE : 0.083				
LAP	SECTOR 1		SECTOR 2		SECTOR 3		LAP TIME	MPH	DIFF	TIME OF DAY
1 -		90.1	1:05.750	76.1	38.597	84.3	2:24.282	67.16	8.663	14:29:32.747
2 -	33.537	90.8	1:04.922	77.1	37.990	84.4	2:16.449 (3)	71.02	0.830	14:31:49.196
3 -	40.129	45.6	1:33.339	49.0	58.812	85.4	3:12.280	50.40	56.661	14:35:01.476
4 -	33.344	91.5	1:04.202	77.6	38.073	85.1	2:15.619 (1)	71.45		14:37:17.095
5 -	33.449	91.1	1:04.762	76.9	40.319	73.4	2:18.530	69.95	2.911	14:39:35.625
6 -	43.403	62.7	1:20.711	63.1	50.119	53.1	2:54.233	55.62	38.614	14:42:29.858
7 -	50.991	57.5	1:21.580	71.9	53.526	85.2	3:06.097	52.07	50.478	14:45:35.955
8 -	33.421	91.5	1:04.788	77.8	38.095	84.7	2:16.304 (2)	71.10	0.685	14:47:52.259

P2 50 J		Charlie HART				Elite Motorsport				
IDEAL LAP TIME : 2:15.765		BEST LAP TIME : 2:15.975				DIFFERENCE : 0.210				
LAP	SECTOR 1		SECTOR 2		SECTOR 3		LAP TIME	MPH	DIFF	TIME OF DAY
1 -		91.0	1:05.696	75.0	38.685	85.1	2:24.733	66.95	8.758	14:29:33.198
2 -	34.019	90.3	1:04.981	77.3	38.054	82.7	2:17.054 (3)	70.71	1.079	14:31:50.252
3 -	40.007	44.3	1:32.920	46.4	58.721	85.4	3:11.648	50.56	55.673	14:35:01.900
4 -	33.619	91.1	1:04.601	77.9	37.755	85.8	2:15.975 (1)	71.27		14:37:17.875
5 -	33.409	92.5	1:04.622	77.9	40.603	66.4	2:18.634	69.90	2.659	14:39:36.509
6 -	43.875	64.3	1:19.933	63.2	50.113	54.0	2:53.921	55.72	37.946	14:42:30.430
7 -	50.683	58.8	1:22.179	70.0	52.997	85.4	3:05.859	52.14	49.884	14:45:36.289
8 -	33.620	92.6	1:04.796	78.2	38.097	85.3	2:16.513 (2)	70.99	0.538	14:47:52.802

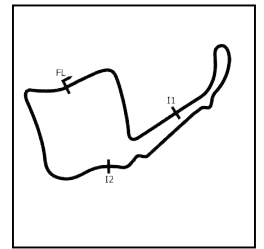
P3 90 J		Chase FERNANDEZ				E3 Sport				
IDEAL LAP TIME : 2:15.792		BEST LAP TIME : 2:15.874				DIFFERENCE : 0.082				
LAP	SECTOR 1		SECTOR 2		SECTOR 3		LAP TIME	MPH	DIFF	TIME OF DAY
1 -		92.0	1:05.818	77.5	38.473	84.8	2:24.865	66.89	8.991	14:29:33.330
2 -	34.055	91.9	1:05.415	78.1	37.931	85.4	2:17.401 (3)	70.53	1.527	14:31:50.731
3 -	40.012	42.4	1:32.737	45.8	58.845	86.1	3:11.594	50.58	55.720	14:35:02.325
4 -	33.662	92.4	1:04.617	78.6	37.595	86.7	2:15.874 (1)	71.32		14:37:18.199
5 -	33.605	92.9	1:04.736	78.5	40.339	66.5	2:18.680	69.88	2.806	14:39:36.879
6 -	43.868	61.4	1:19.894	60.8	50.140	52.9	2:53.902	55.72	38.028	14:42:30.781
7 -	50.745	58.0	1:22.125	69.7	53.012	86.0	3:05.882	52.13	50.008	14:45:36.663
8 -	33.580	92.0	1:05.056	78.6	37.665	86.2	2:16.301 (2)	71.10	0.427	14:47:52.964

P4 26 J		Henry JOSLYN				Preptech UK				
IDEAL LAP TIME : 2:15.726		BEST LAP TIME : 2:16.359				DIFFERENCE : 0.633				
LAP	SECTOR 1		SECTOR 2		SECTOR 3		LAP TIME	MPH	DIFF	TIME OF DAY
1 -		90.8	1:06.329	77.3	38.632	83.6	2:26.707	66.05	10.348	14:29:35.172
2 -	33.751	90.9	1:04.934	77.2	38.205	79.3	2:16.890 (3)	70.79	0.531	14:31:52.062
3 -	39.368	43.2	1:32.346	45.8	58.864	85.1	3:10.578	50.85	54.219	14:35:02.640
4 -	33.628	91.1	1:04.962	77.6	37.769	85.2	2:16.359 (1)	71.07		14:37:18.999
5 -	33.350	91.5	1:04.838	76.6	40.349	66.9	2:18.537	69.95	2.178	14:39:37.536
6 -	44.433	68.7	1:19.283	59.9	50.055	52.5	2:53.771	55.77	37.412	14:42:31.307
7 -	50.731	56.1	1:22.209	68.1	52.754	85.4	3:05.694	52.18	49.335	14:45:37.001
8 -	33.349	91.1	1:05.557	76.2	37.539	85.3	2:16.445 (2)	71.02	0.086	14:47:53.446

P5 25 R		Ethan JEFF-HALL				R Racing				
IDEAL LAP TIME : 2:15.926		BEST LAP TIME : 2:16.569				DIFFERENCE : 0.643				
LAP	SECTOR 1		SECTOR 2		SECTOR 3		LAP TIME	MPH	DIFF	TIME OF DAY
1 -		91.3	1:06.398	78.1	37.825	85.8	2:26.962	65.94	10.393	14:29:35.427
2 -	34.373	92.3	1:05.436	77.9	37.869	69.3	2:17.678 (3)	70.39	1.109	14:31:53.105
3 -	40.098	50.3	1:31.801	47.6	58.531	82.0	3:10.430	50.89	53.861	14:35:03.535
4 -	33.896	90.3	1:05.399	78.3	37.536	86.1	2:16.831 (2)	70.82	0.262	14:37:20.366
5 -	33.025	93.3	1:05.365	78.0	40.117	67.5	2:18.507	69.96	1.938	14:39:38.873
6 -	44.161	65.9	1:18.851	62.6	50.143	51.9	2:53.155	55.96	36.586	14:42:32.028
7 -	50.675	55.3	1:22.294	64.7	52.470	86.8	3:05.439	52.26	48.870	14:45:37.467
8 -	33.201	93.4	1:05.634	78.2	37.734	86.2	2:16.569 (1)	70.96		14:47:54.036

2024 Ginetta Junior Championship

RACE 13 - ROUND 3 - SECTOR ANALYSIS



SECTOR 1 = FL to I1, SECTOR 2 = I1 to I2, SECTOR 3 = I2 to FL, DIFF = Difference To Personal Best Lap, P = Crossed Finish Line in Pit Lane, D = Time Disallowed

P6 43 R Archie CLARK		Elite Motorsport								
IDEAL LAP TIME : 2:16.606		BEST LAP TIME : 2:17.704		DIFFERENCE : 1.098						
LAP	SECTOR 1	SECTOR 2	SECTOR 3	LAP TIME	MPH	DIFF	TIME OF DAY			
1 -	91.0	1:06.103	76.7	38.697	84.5	2:25.752	66.49	8.048	14:29:34.217	
2 -	33.814	90.9	1:05.388	77.3	38.952	69.0	2:18.154 (3)	70.14	0.450	14:31:52.371
3 -	39.802	47.8	1:32.261	46.7	58.977	82.8	3:11.040	50.72	53.336	14:35:03.411
4 -	33.918	90.6	1:06.184	78.1	37.922	86.0	2:18.024 (2)	70.21	0.320	14:37:21.435
5 -	33.372	92.8	1:05.591	77.0	39.382	67.7	2:18.345	70.05	0.641	14:39:39.780
6 -	44.060	61.5	1:19.141	68.6	49.757	50.9	2:52.958	56.03	35.254	14:42:32.738
7 -	50.470	58.4	1:22.413	61.4	52.270	86.5	3:05.153	52.34	47.449	14:45:37.891
8 -	33.629	91.9	1:06.229	77.9	37.846	86.2	2:17.704 (1)	70.37		14:47:55.595

P7 11 R Ruben DAN		Elite Motorsport							
IDEAL LAP TIME :		BEST LAP TIME : 2:17.735		DIFFERENCE :					
LAP	SECTOR 1	SECTOR 2	SECTOR 3	LAP TIME	MPH	DIFF	TIME OF DAY		
1 -						2:27.020	65.91	9.285	14:29:35.485
2 -						2:18.637 (3)	69.90	0.902	14:31:54.123
3 -						3:09.746	51.07	52.011	14:35:03.869
4 -						2:18.092 (2)	70.18	0.357	14:37:21.961
5 -						2:18.954	69.74	1.219	14:39:40.915
6 -						2:52.575	56.15	34.840	14:42:33.490
7 -						3:04.771	52.45	47.036	14:45:38.261
8 -						2:17.735 (1)	70.36		14:47:55.996

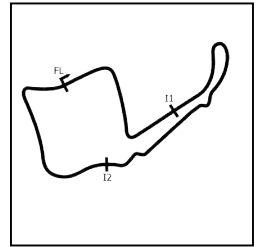
P8 74 R Alfie DAVIES		Preptech UK								
IDEAL LAP TIME : 2:17.714		BEST LAP TIME : 2:18.248		DIFFERENCE : 0.534						
LAP	SECTOR 1	SECTOR 2	SECTOR 3	LAP TIME	MPH	DIFF	TIME OF DAY			
1 -	92.0	1:07.850	78.0	38.551	86.9	2:30.516	64.38	12.268	14:29:38.981	
2 -	34.079	92.9	1:06.676	77.1	38.656	85.4	2:19.411	69.51	1.163	14:31:58.392
3 -	37.497	67.7	1:29.942	49.6	58.404	87.2	3:05.843	52.14	47.595	14:35:04.235
4 -	34.286	92.6	1:05.763	79.0	38.199	87.1	2:18.248 (1)	70.10		14:37:22.483
5 -	33.838	92.6	1:05.677	78.0	39.322	80.2	2:18.837 (3)	69.80	0.589	14:39:41.320
6 -	44.609	58.4	1:18.615	66.1	49.290	55.9	2:52.514	56.17	34.266	14:42:33.834
7 -	50.500	54.1	1:22.280	64.7	52.110	87.3	3:04.890	52.41	46.642	14:45:38.724
8 -	33.858	93.0	1:06.327	78.9	38.264	86.8	2:18.449 (2)	69.99	0.201	14:47:57.173

P9 5 R Tom INGRAM HILL		R Racing								
IDEAL LAP TIME : 2:18.088		BEST LAP TIME : 2:18.617		DIFFERENCE : 0.529						
LAP	SECTOR 1	SECTOR 2	SECTOR 3	LAP TIME	MPH	DIFF	TIME OF DAY			
1 -	90.4	1:07.810	77.4	38.518	85.2	2:28.964	65.05	10.347	14:29:37.429	
2 -	34.399	90.6	1:07.332	68.9	40.092	83.1	2:21.823	68.33	3.206	14:31:59.252
3 -	37.296	71.0	1:29.938	49.1	58.670	84.8	3:05.904	52.13	47.287	14:35:05.156
4 -	34.672	90.1	1:05.937	77.0	38.488	84.9	2:19.097 (3)	69.67	0.480	14:37:24.253
5 -	33.975	91.0	1:05.664	76.9	38.978	80.0	2:18.617 (1)	69.91		14:39:42.870
6 -	43.733	60.4	1:18.716	67.4	49.085	52.3	2:51.534	56.49	32.917	14:42:34.404
7 -	50.316	54.4	1:22.416	63.4	52.258	85.7	3:04.990	52.38	46.373	14:45:39.394
8 -	33.936	92.1	1:06.200	77.9	38.690	86.0	2:18.826 (2)	69.80	0.209	14:47:58.220

P10 31 J Felix LIVESEY		MDD Racing								
IDEAL LAP TIME : 2:18.501		BEST LAP TIME : 2:18.544		DIFFERENCE : 0.043						
LAP	SECTOR 1	SECTOR 2	SECTOR 3	LAP TIME	MPH	DIFF	TIME OF DAY			
1 -	88.0	1:09.577	76.1	38.552	84.4	2:35.950	62.14	17.406	14:29:44.415	
2 -	34.857	90.4	1:06.702	75.1	38.736	82.7	2:20.295	69.07	1.751	14:32:04.710
3 -	34.544	88.8	1:28.998	60.5	58.510	83.6	3:02.052	53.23	43.508	14:35:06.762
4 -	34.340	89.9	1:06.524	75.5	38.426	83.9	2:19.290 (3)	69.57	0.746	14:37:26.052
5 -	34.062	90.1	1:06.178	76.0	38.706	83.2	2:18.946 (2)	69.74	0.402	14:39:44.998
6 -	43.277	53.0	1:19.025	74.3	48.102	49.1	2:50.404	56.87	31.860	14:42:35.402
7 -	50.478	56.3	1:22.195	59.8	52.259	83.9	3:04.932	52.40	46.388	14:45:40.334
8 -	34.061	90.6	1:06.014	75.4	38.469	84.3	2:18.544 (1)	69.95		14:47:58.878

2024 Ginetta Junior Championship

RACE 13 - ROUND 3 - SECTOR ANALYSIS



SECTOR 1 = FL to I1, SECTOR 2 = I1 to I2, SECTOR 3 = I2 to FL, DIFF = Difference To Personal Best Lap, P = Crossed Finish Line in Pit Lane, D = Time Disallowed

P11 67 R		Marcus SAETER					R Racing			
IDEAL LAP TIME : 2:18.522		BEST LAP TIME : 2:18.797					DIFFERENCE : 0.275			
LAP	SECTOR 1		SECTOR 2		SECTOR 3		LAP TIME	MPH	DIFF	TIME OF DAY
1 -		90.6	1:10.983	77.0	39.312	86.4	2:37.673	61.46	18.876	14:29:46.138
2 -	34.084	92.6	1:07.644	76.6	38.973	76.6	2:20.701	68.87	1.904	14:32:06.839
3 -	35.522	90.4	1:28.009	63.7	57.303	86.1	3:00.834	53.59	42.037	14:35:07.673
4 -	34.050	92.3	1:06.301	78.3	38.446	86.2	2:18.797 (1)	69.82		14:37:26.470
5 -	33.775	93.0	1:06.690	74.1	40.233	72.4	2:20.698 (3)	68.88	1.901	14:39:47.168
6 -	42.264	50.3	1:19.673	77.0	47.272	50.5	2:49.209	57.27	30.412	14:42:36.377
7 -	50.669	59.5	1:22.181	62.7	51.420	86.8	3:04.270	52.59	45.473	14:45:40.647
8 -	34.245	93.3	1:07.102	78.1	38.495	84.8	2:19.842 (2)	69.30	1.045	14:48:00.489

P12 34 R		Max CUTHBERT					Elite Motorsport			
IDEAL LAP TIME : 2:19.042		BEST LAP TIME : 2:19.680					DIFFERENCE : 0.638			
LAP	SECTOR 1		SECTOR 2		SECTOR 3		LAP TIME	MPH	DIFF	TIME OF DAY
1 -		89.9	1:09.061	76.9	39.890	84.4	2:35.132	62.47	15.452	14:29:43.597
2 -	35.249	90.6	1:08.128	76.2	39.155	82.6	2:22.532	67.99	2.852	14:32:06.129
3 -	35.771	89.2	1:28.055	63.4	57.404	84.4	3:01.230	53.47	41.550	14:35:07.359
4 -	34.908	90.8	1:08.347	77.1	38.936	83.8	2:22.191 (3)	68.15	2.511	14:37:29.550
5 -	34.239	90.8	1:05.946	76.4	39.495	80.0	2:19.680 (1)	69.38		14:39:49.230
6 -	41.191	53.8	1:19.957	73.8	47.013	59.5	2:48.161	57.63	28.481	14:42:37.391
7 -	51.318	57.2	1:21.642	69.6	51.063	85.1	3:04.023	52.66	44.343	14:45:41.414
8 -	34.515	91.4	1:06.466	77.4	38.857	84.4	2:19.838 (2)	69.30	0.158	14:48:01.252

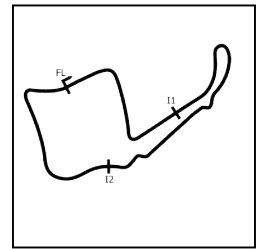
P13 70 R		Jude PETERS (F)					E3 Sport			
IDEAL LAP TIME : 2:19.125		BEST LAP TIME : 2:19.556					DIFFERENCE : 0.431			
LAP	SECTOR 1		SECTOR 2		SECTOR 3		LAP TIME	MPH	DIFF	TIME OF DAY
1 -		89.5	1:09.932	76.4	38.443	84.6	2:32.214	63.66	12.658	14:29:40.679
2 -	34.399	90.5	1:06.903	76.4	39.138	74.3	2:20.440 (2)	69.00	0.884	14:32:01.119
3 -	36.880	79.9	1:29.743	56.0	58.222	85.2	3:04.845	52.42	45.289	14:35:05.964
4 -	34.412	91.1	1:06.876	77.4	38.268	85.9	2:19.556 (1)	69.44		14:37:25.520
5 -	33.981	91.5	1:07.143	77.9	39.540	78.2	2:20.664 (3)	68.89	1.108	14:39:46.184
6 -	42.666	53.0	1:19.021	75.8	47.988	52.5	2:49.675	57.11	30.119	14:42:35.859
7 -	50.607	57.5	1:22.296	59.9	51.724	84.3	3:04.627	52.49	45.071	14:45:40.486
8 -	34.311	91.5	1:07.000	77.7	39.606	82.4	2:20.917	68.77	1.361	14:48:01.403

P14 45 R		Jack ROBINSON (F)					Fox Motorsport			
IDEAL LAP TIME : 2:19.167		BEST LAP TIME : 2:19.167					DIFFERENCE : 0.000			
LAP	SECTOR 1		SECTOR 2		SECTOR 3		LAP TIME	MPH	DIFF	TIME OF DAY
1 -		90.6	1:10.741	76.1	40.057	84.9	2:38.044	61.32	18.877	14:29:46.509
2 -	35.307	90.0	1:08.870	76.0	41.290	78.1	2:25.467	66.62	6.300	14:32:11.976
3 -	36.133	89.4	1:24.307	73.7	57.103	85.4	2:57.543	54.58	38.376	14:35:09.519
4 -	34.760	90.9	1:08.724	76.6	38.504	85.5	2:21.988 (3)	68.25	2.821	14:37:31.507
5 -	34.439	90.4	1:07.523	74.8	39.253	84.2	2:21.215 (2)	68.62	2.048	14:39:52.722
6 -	38.455	53.6	1:19.850	71.6	47.759	59.3	2:46.064	58.35	26.897	14:42:38.786
7 -	50.572	58.1	1:22.268	76.8	50.778	86.4	3:03.618	52.77	44.451	14:45:42.404
8 -	33.947	92.1	1:06.768	76.9	38.452	86.1	2:19.167 (1)	69.63		14:48:01.571

P15 18 R		Torrin BYRNE (F)					Pace Performance			
IDEAL LAP TIME : 2:19.615		BEST LAP TIME : 2:19.766					DIFFERENCE : 0.151			
LAP	SECTOR 1		SECTOR 2		SECTOR 3		LAP TIME	MPH	DIFF	TIME OF DAY
1 -		90.6	1:09.254	75.9	39.455	85.8	2:34.390	62.77	14.624	14:29:42.855
2 -	34.169	91.9	1:19.437	76.3	39.594	84.5	2:33.200	63.25	13.434	14:32:16.055
3 -	35.381	90.8	1:22.694	71.0	56.925	85.5	2:55.000	55.37	35.234	14:35:11.055
4 -	34.653	90.3	1:09.884	77.7	39.141	84.9	2:23.678 (3)	67.45	3.912	14:37:34.733
5 -	35.300	86.8	1:06.971	76.4	39.790	84.7	2:22.061 (2)	68.21	2.295	14:39:56.794
6 -	36.069	66.5	1:18.694	70.3	48.057	62.7	2:42.820	59.52	23.054	14:42:39.614
7 -	50.176	58.1	1:22.409	71.1	50.376	86.5	3:02.961	52.96	43.195	14:45:42.575
8 -	34.320	93.4	1:06.950	77.1	38.496	85.3	2:19.766 (1)	69.33		14:48:02.341

2024 Ginetta Junior Championship

RACE 13 - ROUND 3 - SECTOR ANALYSIS



SECTOR 1 = FL to I1, SECTOR 2 = I1 to I2, SECTOR 3 = I2 to FL, DIFF = Difference To Personal Best Lap, P = Crossed Finish Line in Pit Lane, D = Time Disallowed

P16 53 R		Ethan CARNEY					Preptech UK			
IDEAL LAP TIME : 2:19.838		BEST LAP TIME : 2:20.039					DIFFERENCE : 0.201			
LAP	SECTOR 1		SECTOR 2		SECTOR 3		LAP TIME	MPH	DIFF	TIME OF DAY
1 -		86.1	1:10.626	76.3	39.934	84.8	2:38.529	61.13	18.490	14:29:46.994
2 -	35.193	90.5	1:09.067	75.4	41.457	81.6	2:25.717	66.50	5.678	14:32:12.711
3 -	36.027	89.4	1:24.386	70.5	56.880	84.9	2:57.293	54.66	37.254	14:35:10.004
4 -	34.838	90.5	1:07.534	76.7	38.546	84.8	2:20.918 (3)	68.77	0.879	14:37:30.922
5 -	34.334	90.5	1:06.958	76.4	38.747	84.7	2:20.039 (1)	69.20		14:39:50.961
6 -	39.993	53.1	1:19.849	73.5	47.617	59.7	2:47.459	57.87	27.420	14:42:38.420
7 -	50.746	57.9	1:21.911	72.9	51.122	85.3	3:03.779	52.73	43.740	14:45:42.199
8 -	34.543	91.8	1:07.010	76.3	39.011	85.4	2:20.564 (2)	68.94	0.525	14:48:02.763

P17 28 J		Harry MOSS					R Racing			
IDEAL LAP TIME : 2:19.704		BEST LAP TIME : 2:19.919					DIFFERENCE : 0.215			
LAP	SECTOR 1		SECTOR 2		SECTOR 3		LAP TIME	MPH	DIFF	TIME OF DAY
1 -		89.5	1:08.198	77.1	38.859	85.4	2:29.931	64.63	10.012	14:29:38.396
2 -	34.048	92.1	1:33.080	73.3	40.099	82.8	2:47.227	57.95	27.308	14:32:25.623
3 -	34.577	89.5	1:14.477	70.2	57.136	85.3	2:46.190	58.31	26.271	14:35:11.813
4 -	34.694	90.8	1:08.887	77.4	39.483	83.3	2:23.064 (3)	67.74	3.145	14:37:34.877
5 -	35.344	87.1	1:07.130	76.3	40.094	85.2	2:22.568 (2)	67.97	2.649	14:39:57.445
6 -	35.773	62.2	1:18.660	72.6	48.349	63.1	2:42.782	59.53	22.863	14:42:40.227
7 -	49.939	59.2	1:22.535	74.0	50.354	85.9	3:02.828	53.00	42.909	14:45:43.055
8 -	34.263	91.3	1:06.812	77.0	38.844	85.3	2:19.919 (1)	69.26		14:48:02.974

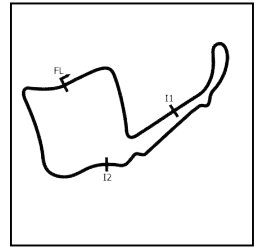
P18 23 J		Holly MIALL					Fox Motorsport			
IDEAL LAP TIME : 2:21.975		BEST LAP TIME : 2:21.975					DIFFERENCE : 0.000			
LAP	SECTOR 1		SECTOR 2		SECTOR 3		LAP TIME	MPH	DIFF	TIME OF DAY
1 -		89.3	1:10.447	74.9	39.850	84.3	2:37.388	61.57	15.413	14:29:45.853
2 -	35.317	90.6	1:09.179	75.8	40.935	74.9	2:25.431	66.63	3.456	14:32:11.284
3 -	36.511	88.0	1:24.216	71.0	57.317	84.4	2:58.044	54.43	36.069	14:35:09.328
4 -	36.259	90.3	1:09.156	76.0	39.445	83.9	2:24.860 (2)	66.90	2.885	14:37:34.188
5 -	36.076	87.1	1:09.175	75.3	39.972	84.2	2:25.223 (3)	66.73	3.248	14:39:59.411
6 -	35.957	84.9	1:17.587	70.9	47.974	59.3	2:41.518	60.00	19.543	14:42:40.929
7 -	49.849	56.5	1:23.677	74.4	49.599	83.9	3:03.125	52.92	41.150	14:45:44.054
8 -	35.136	90.3	1:07.799	75.9	39.040	84.6	2:21.975 (1)	68.26		14:48:06.029

P19 4 R		James ELLIS (F)					MDD Racing			
IDEAL LAP TIME : 2:22.450		BEST LAP TIME : 2:22.748					DIFFERENCE : 0.298			
LAP	SECTOR 1		SECTOR 2		SECTOR 3		LAP TIME	MPH	DIFF	TIME OF DAY
1 -		88.0	1:10.758	74.2	40.136	81.9	2:39.486	60.76	16.738	14:29:47.951
2 -	35.365	87.1	1:08.780	73.2	41.137	80.8	2:25.282	66.70	2.534	14:32:13.233
3 -	36.693	87.2	1:23.949	72.3	57.046	82.7	2:57.688	54.54	34.940	14:35:10.921
4 -	35.309	88.5	1:09.224	73.9	40.135	82.5	2:24.668 (2)	66.98	1.920	14:37:35.589
5 -	34.849	88.8	1:09.462	73.6	40.648	80.6	2:24.959 (3)	66.85	2.211	14:40:00.548
6 -	35.631	86.5	1:18.069	73.2	47.279	61.4	2:40.979	60.20	18.231	14:42:41.527
7 -	50.003	57.7	1:23.469	73.3	49.719	82.5	3:03.191	52.90	40.443	14:45:44.718
8 -	35.147	87.0	1:08.063	74.2	39.538	83.1	2:22.748 (1)	67.89		14:48:07.466

P20 7 R		Nickolas ELLIS					Elite Motorsport			
IDEAL LAP TIME : 2:21.645		BEST LAP TIME : 2:21.960					DIFFERENCE : 0.315			
LAP	SECTOR 1		SECTOR 2		SECTOR 3		LAP TIME	MPH	DIFF	TIME OF DAY
1 -		89.9	1:10.000	76.2	39.499	85.4	2:34.262	62.82	12.302	14:29:42.727
2 -	34.328	89.3	2:30.458	75.1	40.270	83.1	3:45.056	43.06	1:23.096	14:33:27.783
3 -	37.171	75.6	1:11.556	75.4	39.742	83.5	2:28.469	65.27	6.509	14:35:56.252
4 -	35.040	89.1	1:08.526	73.3	39.739	83.2	2:23.305 (2)	67.62	1.345	14:38:19.557
5 -	35.254	87.9	1:09.134	74.9	39.878	82.9	2:24.266 (3)	67.17	2.306	14:40:43.823
6 -	35.902	88.3	1:10.229	74.8	39.679	83.3	2:25.810	66.46	3.850	14:43:09.633
7 -	35.347	88.5	1:10.709	71.0	49.930	83.9	2:35.986	62.12	14.026	14:45:45.619
8 -	34.643	89.5	1:08.029	76.7	39.288	84.9	2:21.960 (1)	68.26		14:48:07.579

2024 Ginetta Junior Championship

RACE 13 - ROUND 3 - SECTOR ANALYSIS



SECTOR 1 = FL to I1, SECTOR 2 = I1 to I2, SECTOR 3 = I2 to FL, DIFF = Difference To Personal Best Lap, P = Crossed Finish Line in Pit Lane, D = Time Disallowed

P21 17 R		James SHOTTON				Fox Motorsport				
IDEAL LAP TIME : 2:18.581		BEST LAP TIME : 2:19.036				DIFFERENCE : 0.455				
LAP	SECTOR 1		SECTOR 2		SECTOR 3		LAP TIME	MPH	DIFF	TIME OF DAY
1 -		89.9	1:08.416	76.6	39.380	84.8	2:31.234	64.08	12.198	14:29:39.699
2 -	34.604	90.4	1:06.706	75.5	39.391	79.9	2:20.701	68.87	1.665	14:32:00.400
3 -	36.775	76.1	1:29.795	50.0	58.555	85.2	3:05.125	52.35	46.089	14:35:05.525
4 -	34.647	90.6	1:06.419	77.1	38.608	84.8	2:19.674 (2)	69.38	0.638	14:37:25.199
5 -	34.058	89.9	1:05.925	76.9	39.053	81.6	2:19.036 (1)	69.70		14:39:44.235
6 -	43.556	53.1	1:18.493	74.6	48.651	50.1	2:50.700	56.77	31.664	14:42:34.935
7 -	50.325	58.8	1:22.462	60.9	52.046	85.7	3:04.833	52.43	45.797	14:45:39.768
8 -	34.048	91.6	1:06.762	76.8	38.965	84.9	2:19.775 (3)	69.33	0.739	14:47:59.543

P22 21 R		Jovarni CASSELL JOSEPH (F)				MDD Racing				
IDEAL LAP TIME : 2:21.924		BEST LAP TIME : 2:21.924				DIFFERENCE : 0.000				
LAP	SECTOR 1		SECTOR 2		SECTOR 3		LAP TIME	MPH	DIFF	TIME OF DAY
1 -		90.3	1:08.964	76.1	39.996	84.0	2:35.679	62.25	13.755	14:29:44.144
2 -	35.473	91.0	1:10.437	66.5	40.391	83.4	2:26.301 (2)	66.24	4.377	14:32:10.445
3 -	35.707	89.2	1:24.913	67.6	57.169	84.9	2:57.789 (3)	54.51	35.865	14:35:08.234
4 -	34.163	91.6	1:07.900	76.0	39.861	81.3	2:21.924 (1)	68.28		14:37:30.158

P23 75 R		Colin CRONIN				Fox Motorsport				
IDEAL LAP TIME : 2:22.356		BEST LAP TIME :				DIFFERENCE :				
LAP	SECTOR 1		SECTOR 2		SECTOR 3		LAP TIME	MPH	DIFF	TIME OF DAY
1 -		89.8	1:09.052	76.0	39.007	83.9	2:33.550	63.11		14:29:42.015

2024 Ginetta Junior Championship

RACE 13 - ROUND 3 - BEST SECTORS

SECTOR 1			SECTOR 2			SECTOR 3			IDEAL / BEST COMPARISON						
POS	NO	NAME	TIME	NO	NAME	TIME	NO	NAME	TIME	POS	NO	NAME	IDEAL	BEST	DIFF
													PERFECT LAP	2:14.763	
1	25	JEFF-HALL	33.025	35	PHELPS	1:04.202	25	JEFF-HALL	37.536	1	35	PHELPS	2:15.536	2:15.619	0.083
2	35	PHELPS	33.344	50	HART	1:04.601	26	JOSLYN	37.539	2	26	JOSLYN	2:15.726	2:16.359	0.633
3	26	JOSLYN	33.349	90	FERNANDEZ	1:04.617	90	FERNANDEZ	37.595	3	50	HART	2:15.765	2:15.975	0.210
4	43	CLARK	33.372	26	JOSLYN	1:04.838	50	HART	37.755	4	90	FERNANDEZ	2:15.792	2:15.874	0.082
5	50	HART	33.409	25	JEFF-HALL	1:05.365	43	CLARK	37.846	5	25	JEFF-HALL	2:15.926	2:16.569	0.643
6	90	FERNANDEZ	33.580	43	CLARK	1:05.388	35	PHELPS	37.990	6	43	CLARK	2:16.606	2:17.704	1.098
7	67	SAETER	33.775	5	INGRAM HILL	1:05.664	74	DAVIES	38.199	7	74	DAVIES	2:17.714	2:18.248	0.534
8	74	DAVIES	33.838	74	DAVIES	1:05.677	70	PETERS (F)	38.268	8	5	INGRAM HILL	2:18.088	2:18.617	0.529
9	5	INGRAM HILL	33.936	17	SHOTTON	1:05.925	31	LIVESEY	38.426	9	31	LIVESEY	2:18.501	2:18.544	0.043
10	45	ROBINSON (F)	33.947	34	CUTHBERT	1:05.946	67	SAETER	38.446	10	67	SAETER	2:18.522	2:18.797	0.275
11	70	PETERS (F)	33.981	31	LIVESEY	1:06.014	45	ROBINSON (F)	38.452	11	17	SHOTTON	2:18.581	2:19.036	0.455
12	28	MOSS	34.048	67	SAETER	1:06.301	5	INGRAM HILL	38.488	12	34	CUTHBERT	2:19.042	2:19.680	0.638
13	17	SHOTTON	34.048	45	ROBINSON (F)	1:06.768	18	BYRNE (F)	38.496	13	70	PETERS (F)	2:19.125	2:19.556	0.431
14	31	LIVESEY	34.061	28	MOSS	1:06.812	53	CARNEY	38.546	14	45	ROBINSON (F)	2:19.167	2:19.167	0.000
15	21	CASELL JOSEPH (F)	34.163	70	PETERS (F)	1:06.876	17	SHOTTON	38.608	15	18	BYRNE (F)	2:19.615	2:19.766	0.151
16	18	BYRNE (F)	34.169	18	BYRNE (F)	1:06.950	28	MOSS	38.844	16	28	MOSS	2:19.704	2:19.919	0.215
17	34	CUTHBERT	34.239	53	CARNEY	1:06.958	34	CUTHBERT	38.857	17	53	CARNEY	2:19.838	2:20.039	0.201
18	75	CRONIN	34.297	23	MIALL	1:07.799	75	CRONIN	39.007	18	7	ELLIS	2:21.645	2:21.960	0.315
19	7	ELLIS	34.328	21	CASELL JOSEPH (F)	1:07.900	23	MIALL	39.040	19	21	CASELL JOSEPH (F)	2:21.924	2:21.924	0.000
20	53	CARNEY	34.334	7	ELLIS	1:08.029	7	ELLIS	39.288	20	23	MIALL	2:21.975	2:21.975	0.000
21	4	ELLIS (F)	34.849	4	ELLIS (F)	1:08.063	4	ELLIS (F)	39.538	21	75	CRONIN	2:22.356		
22	23	MIALL	35.136	75	CRONIN	1:09.052	21	CASELL JOSEPH (F)	39.861	22	4	ELLIS (F)	2:22.450	2:22.748	0.298
23										23	11	DAN		2:17.735	

2024 Ginetta Junior Championship

RACE 13 - ROUND 3 - BEST SPEEDS

POS	INTERMEDIATE 1			INTERMEDIATE 2			FINISH LINE		
	NO	NAME	MPH	NO	NAME	MPH	NO	NAME	MPH
1	25	JEFF-HALL	93.4	74	DAVIES	79.0	74	DAVIES	87.3
2	18	BYRNE (F)	93.4	90	FERNANDEZ	78.6	25	JEFF-HALL	86.8
3	67	SAETER	93.3	25	JEFF-HALL	78.3	67	SAETER	86.8
4	74	DAVIES	93.0	67	SAETER	78.3	90	FERNANDEZ	86.7
5	90	FERNANDEZ	92.9	50	HART	78.2	43	CLARK	86.5
6	43	CLARK	92.8	43	CLARK	78.1	18	BYRNE (F)	86.5
7	50	HART	92.6	5	INGRAM HILL	77.9	45	ROBINSON (F)	86.4
8	5	INGRAM HILL	92.1	70	PETERS (F)	77.9	5	INGRAM HILL	86.0
9	45	ROBINSON (F)	92.1	35	PHELPS	77.8	70	PETERS (F)	85.9
10	28	MOSS	92.1	18	BYRNE (F)	77.7	28	MOSS	85.9
11	53	CARNEY	91.8	26	JOSLYN	77.6	50	HART	85.8
12	17	SHOTTON	91.6	34	CUTHBERT	77.4	17	SHOTTON	85.7
13	21	CASSELL JOSEPH (F)	91.6	28	MOSS	77.4	35	PHELPS	85.4
14	35	PHELPS	91.5	17	SHOTTON	77.1	26	JOSLYN	85.4
15	26	JOSLYN	91.5	45	ROBINSON (F)	76.9	53	CARNEY	85.4
16	70	PETERS (F)	91.5	53	CARNEY	76.7	7	ELLIS	85.4
17	34	CUTHBERT	91.4	7	ELLIS	76.7	34	CUTHBERT	85.1
18	31	LIVESEY	90.6	31	LIVESEY	76.1	21	CASSELL JOSEPH (F)	84.9
19	23	MIALL	90.6	21	CASSELL JOSEPH (F)	76.1	23	MIALL	84.6
20	7	ELLIS	89.9	75	CRONIN	76.0	31	LIVESEY	84.4
21	75	CRONIN	89.9	23	MIALL	76.0	75	CRONIN	83.9
22	4	ELLIS (F)	88.8	4	ELLIS (F)	74.2	4	ELLIS (F)	83.1
23									

2024 Ginetta Junior Championship

RACE 13 - ROUND 3 - STATISTICS

Competitors Started 23
Planned Start 2024-04-01 @ 14:25:00.000
Actual Start 2024-04-01 @ 14:27:08.464
Finish Time 2024-04-01 @ 14:47:51.692
Track Length 2.6920mi.
Total Laps 173
Total Distance Covered 465.7209mi.

Session Fastest Lap History

NO	CL	NAME	LAP TIME	TIME OF DAY	LAP	VEHICLE
35	R	Isaac PHELPS	2:16.449	14:31:49.219	2	Elite Motorsport
35	R	Isaac PHELPS	2:15.619	14:37:17.118	4	Elite Motorsport

Session Leader History

NO	CL	NAME	FROM LAP	LAPS LED	DISTANCE	VEHICLE
35	R	Isaac PHELPS	1	8	21.53 miles	Elite Motorsport

Flag History

TYPE	TIME OF DAY
GREEN	14:27:08.464
SAFETY	14:31:43.510
GREEN	14:35:01.123
SAFETY	14:39:07.836
GREEN	14:45:35.735
FINISH	14:47:51.692

Flag Statistics

TYPE	COUNT	TOTAL LAPS	TOTAL TIME
Green	3	5	11:41.357
Red	0	0	0.000
Safety Car	2	3	9:45.511
FCY	0	0	0.000

2024 Ginetta Junior Championship

RACE 13 - ROUND 3 - STATISTICS

CLASS : JUNIOR

6 Starters

Fastest Lap History

NO	NAME	LAP TIME	TIME OF DAY	LAP	VEHICLE
50	Charlie HART	2:17.054	14:31:50.276	2	Elite Motorsport
26	Henry JOSLYN	2:16.890	14:31:52.088	2	Preptech UK
50	Charlie HART	2:15.975	14:37:17.897	4	Elite Motorsport
90	Chase FERNANDEZ	2:15.874	14:37:18.221	4	E3 Sport

Leader History

NO	NAME	FROM LAP	LAPS LED	DISTANCE	VEHICLE
50	Charlie HART	1	8	21.53 miles	Elite Motorsport

2024 Ginetta Junior Championship
RACE 13 - ROUND 3 - STATISTICS

CLASS : ROOKIE

17 Starters

Fastest Lap History

NO	NAME	LAP TIME	TIME OF DAY	LAP	VEHICLE
35	Isaac PHELPS	2:16.449	14:31:49.219	2	Elite Motorsport
35	Isaac PHELPS	2:15.619	14:37:17.118	4	Elite Motorsport

Leader History

NO	NAME	FROM LAP	LAPS LED	DISTANCE	VEHICLE
35	Isaac PHELPS	1	8	21.53 miles	Elite Motorsport

2024 Ginetta Junior Championship

RACE 13 - ROUND 3 - WEATHER CONDITIONS

