



GINETTA
JUNIOR CHAMPIONSHIP

2024 GINETTA JUNIOR CHAMPIONSHIP

brscc
DRIVEN BY RACING

Rounds 23, 24 & 25

Brands Hatch GP

28th / 29th September 2024



Timing & Results Provided by Timing Solutions Ltd

www.tsl-timing.com



BrandsHatch

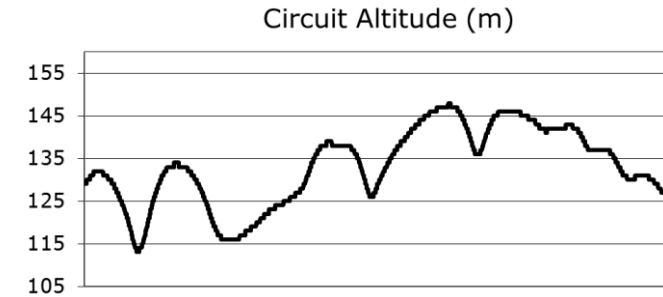
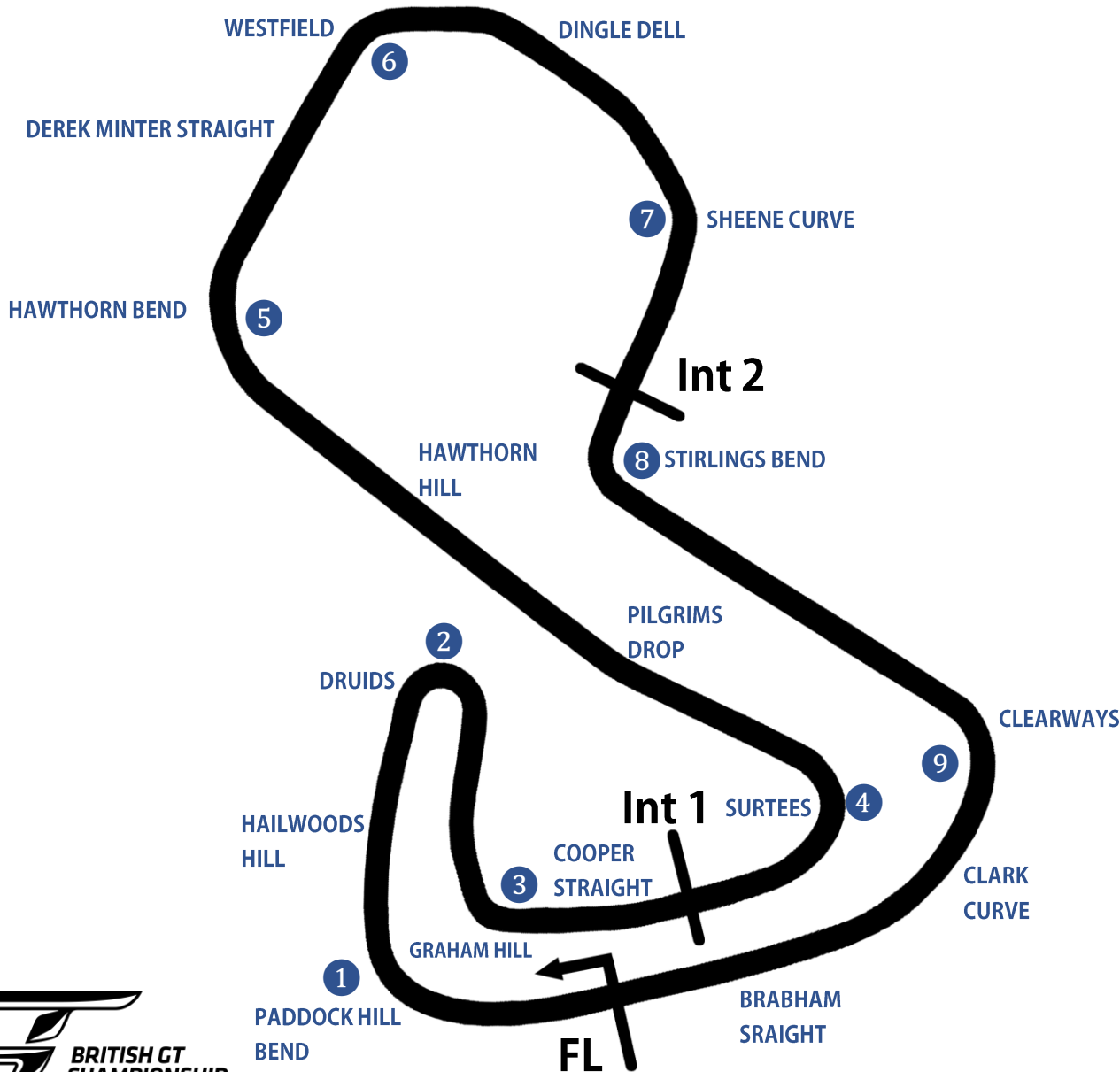
Brands Hatch Grand Prix Circuit

Fawkham, Longfield, Kent, UK



SPORTS TIMING

TIMING SOLUTIONS LTD



Length	2.4332 miles 3.916 km 3916.0 m		
FL		51.36032 N	0.26032 E
Int 1	1116m	51.35934 N	0.25955 E
Int 2	2928m	51.35532 N	0.26250 E
Pit Entry	3646m	51.35911 N	0.25743 E
Pit Exit	26m after FL	51.36027 N	0.26078 E
Pit Entry - Pit Exit	277m, 24.9s @ 40kph, 16.6s @ 60kph		



Results & Live Timing available at – www.tsl-timing.com

Updated - 17/09/2024 15:09

2024 Ginetta Junior Championship

QUALIFYING - CLASSIFICATION

POS	NO	CL	PIC	NAME	NAT	ENTRY	TIME	ON	LAPS	GAP	DIFF	MPH
1	35	R	1	Isaac PHELPS	GBR	Elite Motorsport	1:49.076	2	4			80.30
2	90	J	1	Chase FERNANDEZ	GBR	R Racing	1:49.281	2	4	0.205	0.205	80.15
3	26	J	2	Henry JOSLYN	GBR	Preptech UK	1:49.419	2	4	0.343	0.138	80.05
4	50	J	3	Charlie HART	GBR	Elite Motorsport	1:49.452	2	4	0.376	0.033	80.03
5	67	R	2	Marcus SAETER	NOR	R Racing	1:49.493	3	4	0.417	0.041	80.00
6	27	R	3	Alfie SLATER	GBR	R Racing	1:49.630	3	4	0.554	0.137	79.90
7	11	R	4	Ruben DAN	AUS	Elite Motorsport	1:49.755	3	4	0.679	0.125	79.81
8	70	R	5	Jude PETERS (F)	GBR	E3 Sport	1:49.993	2	4	0.917	0.238	79.63
9	25*	R	6	Ethan JEFF-HALL	GBR	R Racing	1:50.044	2	4	0.968	0.051	79.60
10	43*	R	7	Archie CLARK	GBR	Elite Motorsport	1:50.120	3	4	1.044	0.076	79.54
11	4	R	8	James ELLIS (F)	GBR	MDD Racing	1:50.146	2	4	1.070	0.026	79.52
12	18	R	9	Torrin BYRNE (F)	GBR	Pace Performance	1:50.314	2	4	1.238	0.168	79.40
13	31	J	4	Felix LIVESEY	GBR	MDD Racing	1:50.493	2	4	1.417	0.179	79.27
14	75	R	10	Colin CRONIN	IRL	Fox Motorsport	1:50.600	3	4	1.524	0.107	79.20
15	5	R	11	Tom INGRAM HILL	GBR	R Racing	1:50.927	3	4	1.851	0.327	78.96
16	53*	R	12	Ethan CARNEY	USA	Preptech UK	1:51.093	2	4	2.017	0.166	78.85
17	28	J	5	Harry MOSS	GBR	R Racing	1:51.462	2	4	2.386	0.369	78.59
18	45	R	13	Jack ROBINSON (F)	GBR	Fox Motorsport	1:51.486	2	4	2.410	0.024	78.57
19	23	J	6	Holly MIALL	GBR	Fox Motorsport	1:52.050	2	4	2.974	0.564	78.17

Comments:

No. 25, 43, 53 - 1 Lap time disallowed; exceeding track limits.

Weather / Track : Bright / Dry

These results are provisional until the conclusion of any judicial and technical matters.

Date: 28/09/2024 Start: 14:10 Finish: 14:21

Brands Hatch GP: 2.4332 miles

Clerk Of Course: Paul Levitt

Stewards:

Timekeeper: Gethin Rees



Results can be found at www.tsl-timing.com

Printed - 14:22 Saturday, 28 September 2024

2024 Ginetta Junior Championship

QUALIFYING - 2ND FASTEST CLASSIFICATION

POS	NO	CL	PIC	NAME	NAT	ENTRY	TIME	ON	LAPS	GAP	DIFF	MPH
1	35	R	1	Isaac PHELPS	GBR	Elite Motorsport	1:49.423	3	4			80.05
2	90	J	1	Chase FERNANDEZ	GBR	R Racing	1:49.598	4	4	0.175	0.175	79.92
3	27	R	2	Alfie SLATER	GBR	R Racing	1:49.764	2	4	0.341	0.166	79.80
4	11	R	3	Ruben DAN	AUS	Elite Motorsport	1:49.803	2	4	0.380	0.039	79.77
5	50	J	2	Charlie HART	GBR	Elite Motorsport	1:49.808	3	4	0.385	0.005	79.77
6	67	R	4	Marcus SAETER	NOR	R Racing	1:49.868	2	4	0.445	0.060	79.73
7	26	J	3	Henry JOSLYN	GBR	Preptech UK	1:49.992	3	4	0.569	0.124	79.64
8	25*	R	5	Ethan JEFF-HALL	GBR	R Racing	1:50.271	4	4	0.848	0.279	79.43
9	43*	R	6	Archie CLARK	GBR	Elite Motorsport	1:50.302	4	4	0.879	0.031	79.41
10	70	R	7	Jude PETERS (F)	GBR	E3 Sport	1:50.378	3	4	0.955	0.076	79.36
11	4	R	8	James ELLIS (F)	GBR	MDD Racing	1:50.444	3	4	1.021	0.066	79.31
12	75	R	9	Colin CRONIN	IRL	Fox Motorsport	1:50.823	2	4	1.400	0.379	79.04
13	18	R	10	Torrin BYRNE (F)	GBR	Pace Performance	1:50.954	3	4	1.531	0.131	78.95
14	5	R	11	Tom INGRAM HILL	GBR	R Racing	1:50.958	2	4	1.535	0.004	78.94
15	53*	R	12	Ethan CARNEY	USA	Preptech UK	1:51.136	4	4	1.713	0.178	78.82
16	31	J	4	Felix LIVESEY	GBR	MDD Racing	1:51.217	3	4	1.794	0.081	78.76
17	28	J	5	Harry MOSS	GBR	R Racing	1:51.661	3	4	2.238	0.444	78.45
18	45	R	13	Jack ROBINSON (F)	GBR	Fox Motorsport	1:51.903	3	4	2.480	0.242	78.28
19	23	J	6	Holly MIALL	GBR	Fox Motorsport	1:52.581	4	4	3.158	0.678	77.80

Comments:

No. 25, 43, 53 - 1 Lap time disallowed; exceeding track limits.

Weather / Track : Bright / Dry

These results are provisional until the conclusion of any judicial and technical matters.

Date: 28/09/2024 Start: 14:10 Finish: 14:21

Brands Hatch GP: 2.4332 miles

Clerk Of Course: Paul Levitt

Stewards:

Timekeeper: Gethin Rees

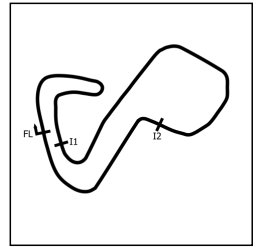


Results can be found at www.tsl-timing.com

Printed - 14:22 Saturday, 28 September 2024

2024 Ginetta Junior Championship

QUALIFYING - SECTOR ANALYSIS



SECTOR 1 = FL to I1, SECTOR 2 = I1 to I2, SECTOR 3 = I2 to FL, DIFF = Difference To Personal Best Lap, P = Crossed Finish Line in Pit Lane, D = Time Disallowed

P1		35 R		Isaac PHELPS		Elite Motorsport				
IDEAL LAP TIME : 1:49.076		BEST LAP TIME : 1:49.076		DIFFERENCE : 0.000						
LAP	SECTOR 1	SECTOR 2		SECTOR 3		LAP TIME	MPH	DIFF	TIME OF DAY	
1 -	OUTLAP	81.5	49.217	82.7	26.416	101.2	1:52.801	77.65	3.725	14:12:30.611
2 -	34.064	82.7	48.701	81.4	26.311	101.5	1:49.076 (1)	80.30		14:14:19.687
3 -	34.260	82.5	48.839	82.3	26.324	101.0	1:49.423 (2)	80.05	0.347	14:16:09.110
4 -	34.108	83.3	49.076	82.5	26.433	100.4	1:49.617 (3)	79.91	0.541	14:17:58.727

P2		90 J		Chase FERNANDEZ		R Racing				
IDEAL LAP TIME : 1:49.196		BEST LAP TIME : 1:49.281		DIFFERENCE : 0.085						
LAP	SECTOR 1	SECTOR 2		SECTOR 3		LAP TIME	MPH	DIFF	TIME OF DAY	
1 -	OUTLAP	81.9	48.944	81.5	26.589	101.0	1:52.100	78.14	2.819	14:12:10.509
2 -	34.131	82.0	48.546	85.8	26.604	101.2	1:49.281 (1)	80.15		14:13:59.790
3 -	34.383	81.6	48.728	84.9	26.519	100.7	1:49.630 (3)	79.90	0.349	14:15:49.420
4 -	34.137	82.4	48.883	83.8	26.578	101.2	1:49.598 (2)	79.92	0.317	14:17:39.018

P3		26 J		Henry JOSLYN		Preptech UK				
IDEAL LAP TIME : 1:49.329		BEST LAP TIME : 1:49.419		DIFFERENCE : 0.090						
LAP	SECTOR 1	SECTOR 2		SECTOR 3		LAP TIME	MPH	DIFF	TIME OF DAY	
1 -	OUTLAP	82.8	49.194	77.5	27.342	102.2	1:53.757	77.00	4.338	14:12:26.183
2 -	33.965	82.7	48.866	80.8	26.588	100.9	1:49.419 (1)	80.05		14:14:15.602
3 -	34.529	83.3	48.965	82.2	26.498	100.9	1:49.992 (2)	79.64	0.573	14:16:05.594
4 -	34.369	83.0	49.122	81.3	26.558	100.4	1:50.049 (3)	79.59	0.630	14:17:55.643

P4		50 J		Charlie HART		Elite Motorsport				
IDEAL LAP TIME : 1:49.329		BEST LAP TIME : 1:49.452		DIFFERENCE : 0.123						
LAP	SECTOR 1	SECTOR 2		SECTOR 3		LAP TIME	MPH	DIFF	TIME OF DAY	
1 -	OUTLAP	82.6	48.729	80.6	26.505	101.5	1:52.268	78.02	2.816	14:13:19.952
2 -	34.237	82.4	48.781	82.6	26.434	102.9	1:49.452 (1)	80.03		14:15:09.404
3 -	34.166	83.1	49.093	82.3	26.549	100.7	1:49.808 (2)	79.77	0.356	14:16:59.212
4 -	34.249	83.1	49.032	83.3	26.661	101.5	1:49.942 (3)	79.67	0.490	14:18:49.154

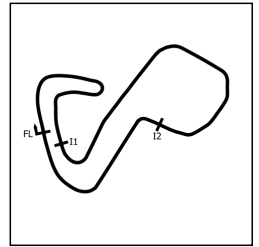
P5		67 R		Marcus SAETER		R Racing				
IDEAL LAP TIME : 1:49.336		BEST LAP TIME : 1:49.493		DIFFERENCE : 0.157						
LAP	SECTOR 1	SECTOR 2		SECTOR 3		LAP TIME	MPH	DIFF	TIME OF DAY	
1 -	OUTLAP	81.8	48.783	81.2	26.528	101.6	1:52.165	78.09	2.672	14:12:34.555
2 -	34.072	82.3	48.942	84.3	26.854	99.5	1:49.868 (2)	79.73	0.375	14:14:24.423
3 -	34.183	82.2	48.736	82.8	26.574	101.2	1:49.493 (1)	80.00		14:16:13.916
4 -	34.237	82.2	48.961	84.7	26.755	100.9	1:49.953 (3)	79.66	0.460	14:18:03.869

P6		27 R		Alfie SLATER		R Racing				
IDEAL LAP TIME : 1:49.507		BEST LAP TIME : 1:49.630		DIFFERENCE : 0.123						
LAP	SECTOR 1	SECTOR 2		SECTOR 3		LAP TIME	MPH	DIFF	TIME OF DAY	
1 -	OUTLAP	82.0	49.452	83.4	26.634	101.2	1:53.364	77.27	3.734	14:12:50.994
2 -	34.251	82.4	48.849	84.9	26.664	101.0	1:49.764 (2)	79.80	0.134	14:14:40.758
3 -	34.167	82.6	48.972	83.3	26.491	101.5	1:49.630 (1)	79.90		14:16:30.388
4 -	34.297	82.5	48.884	84.7	26.637	101.3	1:49.818 (3)	79.76	0.188	14:18:20.206

P7		11 R		Ruben DAN		Elite Motorsport				
IDEAL LAP TIME : 1:49.637		BEST LAP TIME : 1:49.755		DIFFERENCE : 0.118						
LAP	SECTOR 1	SECTOR 2		SECTOR 3		LAP TIME	MPH	DIFF	TIME OF DAY	
1 -	OUTLAP	80.9	49.660	80.5	26.462	101.0	1:53.401	77.24	3.646	14:12:46.090
2 -	34.376	81.9	49.006	83.3	26.421	100.7	1:49.803 (2)	79.77	0.048	14:14:35.893
3 -	34.248	81.9	48.968	83.0	26.539	100.1	1:49.755 (1)	79.81		14:16:25.648
4 -	34.441	81.8	49.520	80.9	26.741	100.1	1:50.702 (3)	79.12	0.947	14:18:16.350

2024 Ginetta Junior Championship

QUALIFYING - SECTOR ANALYSIS



SECTOR 1 = FL to I1, SECTOR 2 = I1 to I2, SECTOR 3 = I2 to FL, DIFF = Difference To Personal Best Lap, P = Crossed Finish Line in Pit Lane, D = Time Disallowed

P8		70 R		Jude PETERS (F)			E3 Sport			
IDEAL LAP TIME : 1:49.875		BEST LAP TIME : 1:49.993			DIFFERENCE : 0.118					
LAP	SECTOR 1	SECTOR 2		SECTOR 3		LAP TIME	MPH	DIFF	TIME OF DAY	
1 -	OUTLAP	82.0	49.046	81.7	26.599	100.7	1:52.851	77.62	2.858	14:13:05.455
2 -	34.230	82.0	49.090	81.8	26.673	100.7	1:49.993 (1)	79.63		14:14:55.448
3 -	34.334	81.8	49.200	81.6	26.844	100.4	1:50.378 (2)	79.36	0.385	14:16:45.826
4 -	34.393	82.1	49.367	83.3	26.839	100.0	1:50.599 (3)	79.20	0.606	14:18:36.425

P9		25 R		Ethan JEFF-HALL			R Racing			
IDEAL LAP TIME : 1:49.966		BEST LAP TIME : 1:50.044			DIFFERENCE : 0.078					
LAP	SECTOR 1	SECTOR 2		SECTOR 3		LAP TIME	MPH	DIFF	TIME OF DAY	
1 -	OUTLAP	82.5	49.362	77.4	26.707	100.4	1:52.790	77.66	2.746	14:12:15.953
2 -	34.306	82.1	49.252	81.4	26.486	100.3	1:50.044 (1)	79.60		14:14:05.997
3 -	34.258	81.9	49.234	81.2	26.474	100.7	1:49.966 D	79.65		14:15:55.963
4 -	34.380	82.2	49.258	83.9	26.633	100.7	1:50.271 (2)	79.43	0.227	14:17:46.234

P10		43 R		Archie CLARK			Elite Motorsport			
IDEAL LAP TIME : 1:49.379		BEST LAP TIME : 1:50.120			DIFFERENCE : 0.741					
LAP	SECTOR 1	SECTOR 2		SECTOR 3		LAP TIME	MPH	DIFF	TIME OF DAY	
1 -	OUTLAP	82.7	49.052	81.2	26.891	101.3	1:52.793	77.66	2.673	14:12:40.615
2 -	34.021	83.5	48.706	81.0	26.771	101.2	1:49.498 D	80.00		14:14:30.113
3 -	34.451	82.9	49.017	81.7	26.652	101.6	1:50.120 (1)	79.54		14:16:20.233
4 -	34.262	83.3	49.271	82.1	26.769	101.3	1:50.302 (2)	79.41	0.182	14:18:10.535

P11		4 R		James ELLIS (F)			MDD Racing			
IDEAL LAP TIME : 1:50.050		BEST LAP TIME : 1:50.146			DIFFERENCE : 0.096					
LAP	SECTOR 1	SECTOR 2		SECTOR 3		LAP TIME	MPH	DIFF	TIME OF DAY	
1 -	OUTLAP	81.0	49.410	82.6	26.507	101.5	1:53.344	77.28	3.198	14:13:26.175
2 -	34.374	82.1	49.281	85.8	26.491	100.9	1:50.146 (1)	79.52		14:15:16.321
3 -	34.278	81.7	49.485	85.4	26.681	100.4	1:50.444 (2)	79.31	0.298	14:17:06.765
4 -	34.520	81.4	49.568	86.2	26.793	100.4	1:50.881 (3)	79.00	0.735	14:18:57.646

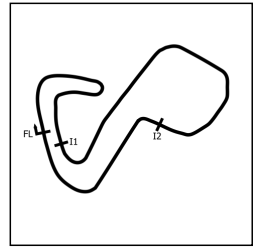
P12		18 R		Torrin BYRNE (F)			Pace Performance			
IDEAL LAP TIME : 1:50.314		BEST LAP TIME : 1:50.314			DIFFERENCE : 0.000					
LAP	SECTOR 1	SECTOR 2		SECTOR 3		LAP TIME	MPH	DIFF	TIME OF DAY	
1 -	OUTLAP	81.5	49.808	83.0	26.835	100.6	1:53.859	76.93	3.545	14:13:11.358
2 -	34.359	82.2	49.258	83.1	26.697	100.4	1:50.314 (1)	79.40		14:15:01.672
3 -	34.469	81.9	49.541	82.0	26.944	100.0	1:50.954 (2)	78.95	0.640	14:16:52.626
4 -	34.677	81.2	49.754	82.8	27.142	100.1	1:51.573 (3)	78.51	1.259	14:18:44.199

P13		31 J		Felix LIVESEY			MDD Racing			
IDEAL LAP TIME : 1:50.493		BEST LAP TIME : 1:50.493			DIFFERENCE : 0.000					
LAP	SECTOR 1	SECTOR 2		SECTOR 3		LAP TIME	MPH	DIFF	TIME OF DAY	
1 -	OUTLAP	80.1	49.461	81.4	26.788	99.1	1:53.687	77.05	3.194	14:13:01.456
2 -	34.523	81.4	49.265	82.1	26.705	99.2	1:50.493 (1)	79.27		14:14:51.949
3 -	34.643	81.2	49.265	82.1	27.309	97.1	1:51.217 (2)	78.76	0.724	14:16:43.166
4 -	34.951	80.2	52.886	82.8	26.955	99.4	1:54.792 (3)	76.31	4.299	14:18:37.958

P14		75 R		Colin CRONIN			Fox Motorsport			
IDEAL LAP TIME : 1:50.540		BEST LAP TIME : 1:50.600			DIFFERENCE : 0.060					
LAP	SECTOR 1	SECTOR 2		SECTOR 3		LAP TIME	MPH	DIFF	TIME OF DAY	
1 -	OUTLAP	75.8	51.374	80.0	27.345	97.6	1:58.131	74.15	7.531	14:12:25.564
2 -	34.887	82.5	49.158	81.1	26.778	101.0	1:50.823 (2)	79.04	0.223	14:14:16.387
3 -	34.625	82.8	49.137	81.7	26.838	100.1	1:50.600 (1)	79.20		14:16:06.987
4 -	35.697	82.1	49.908	82.6	26.782	100.7	1:52.387 (3)	77.94	1.787	14:17:59.374

2024 Ginetta Junior Championship

QUALIFYING - SECTOR ANALYSIS



SECTOR 1 = FL to I1, SECTOR 2 = I1 to I2, SECTOR 3 = I2 to FL, DIFF = Difference To Personal Best Lap, P = Crossed Finish Line in Pit Lane, D = Time Disallowed

P15		5 R		Tom INGRAM HILL			R Racing			
IDEAL LAP TIME : 1:50.767		BEST LAP TIME : 1:50.927			DIFFERENCE : 0.160					
LAP	SECTOR 1	SECTOR 2		SECTOR 3		LAP TIME	MPH	DIFF	TIME OF DAY	
1 -	OUTLAP	80.3	49.454	83.2	26.931	99.4	1:54.713	76.36	3.786	14:12:57.582
2 -	34.389	81.2	49.582	82.3	26.987	99.2	1:50.958 (2)	78.94	0.031	14:14:48.540
3 -	34.479	81.1	49.447	82.6	27.001	98.9	1:50.927 (1)	78.96		14:16:39.467
4 -	34.566	80.9	49.592	83.0	27.134	99.1	1:51.292 (3)	78.71	0.365	14:18:30.759

P16		53 R		Ethan CARNEY			Preptech UK			
IDEAL LAP TIME : 1:50.716		BEST LAP TIME : 1:51.093			DIFFERENCE : 0.377					
LAP	SECTOR 1	SECTOR 2		SECTOR 3		LAP TIME	MPH	DIFF	TIME OF DAY	
1 -	OUTLAP	79.7	49.905	80.9	26.792	99.8	1:54.903	76.23	3.810	14:13:32.507
2 -	34.496	81.2	49.540	83.6	27.057	100.1	1:51.093 (1)	78.85		14:15:23.600
3 -	35.021	81.3	49.605	83.6	26.992	99.4	1:51.618 D	78.48	0.525	14:17:15.218
4 -	34.585	81.0	49.428	82.2	27.123	99.8	1:51.136 (2)	78.82	0.043	14:19:06.354

P17		28 J		Harry MOSS			R Racing			
IDEAL LAP TIME : 1:51.313		BEST LAP TIME : 1:51.462			DIFFERENCE : 0.149					
LAP	SECTOR 1	SECTOR 2		SECTOR 3		LAP TIME	MPH	DIFF	TIME OF DAY	
1 -	OUTLAP	80.1	50.039	79.8	26.940	99.8	1:54.936	76.21	3.474	14:13:38.574
2 -	34.629	81.6	49.811	82.3	27.022	99.8	1:51.462 (1)	78.59		14:15:30.036
3 -	34.676	81.6	50.112	82.6	26.873	99.7	1:51.661 (2)	78.45	0.199	14:17:21.697
4 -	34.673	81.5	50.168	81.4	27.174	99.5	1:52.015 (3)	78.20	0.553	14:19:13.712

P18		45 R		Jack ROBINSON (F)			Fox Motorsport			
IDEAL LAP TIME : 1:51.434		BEST LAP TIME : 1:51.486			DIFFERENCE : 0.052					
LAP	SECTOR 1	SECTOR 2		SECTOR 3		LAP TIME	MPH	DIFF	TIME OF DAY	
1 -	OUTLAP	80.5	49.957	80.5	27.267	98.6	1:55.427	75.89	3.941	14:13:17.871
2 -	34.698	81.0	49.800	79.3	26.988	99.4	1:51.486 (1)	78.57		14:15:09.357
3 -	34.977	81.6	49.748	79.4	27.178	99.1	1:51.903 (2)	78.28	0.417	14:17:01.260
4 -	35.386	81.0	49.946	78.3	27.154	98.9	1:52.486 (3)	77.87	1.000	14:18:53.746

P19		23 J		Holly MIALL			Fox Motorsport			
IDEAL LAP TIME : 1:52.050		BEST LAP TIME : 1:52.050			DIFFERENCE : 0.000					
LAP	SECTOR 1	SECTOR 2		SECTOR 3		LAP TIME	MPH	DIFF	TIME OF DAY	
1 -	OUTLAP	80.3	50.316	79.5	27.439	99.4	1:56.516	75.18	4.466	14:13:45.588
2 -	34.745	81.3	49.984	80.1	27.321	99.2	1:52.050 (1)	78.17		14:15:37.638
3 -	34.895	80.9	50.533	79.7	27.400	99.1	1:52.828 (3)	77.63	0.778	14:17:30.466
4 -	35.059	81.1	50.156	79.7	27.366	99.1	1:52.581 (2)	77.80	0.531	14:19:23.047

2024 Ginetta Junior Championship

QUALIFYING - BEST SECTORS

SECTOR 1			SECTOR 2			SECTOR 3			IDEAL / BEST COMPARISON						
POS	NO	NAME	TIME	NO	NAME	TIME	NO	NAME	TIME	POS	NO	NAME	IDEAL	BEST	DIFF
												PERFECT LAP	1:48.822		
1	26	JOSLYN	33.965	90	FERNANDEZ	48.546	35	PHELPS	26.311	1	35	PHELPS	1:49.076	1:49.076	0.000
2	43	CLARK	34.021	35	PHELPS	48.701	11	DAN	26.421	2	90	FERNANDEZ	1:49.196	1:49.281	0.085
3	35	PHELPS	34.064	43	CLARK	48.706	50	HART	26.434	3	26	JOSLYN	1:49.329	1:49.419	0.090
4	67	SAETER	34.072	50	HART	48.729	25	JEFF-HALL	26.474	4	50	HART	1:49.329	1:49.452	0.123
5	90	FERNANDEZ	34.131	67	SAETER	48.736	27	SLATER	26.491	5	67	SAETER	1:49.336	1:49.493	0.157
6	50	HART	34.166	27	SLATER	48.849	4	ELLIS (F)	26.491	6	43	CLARK	1:49.379	1:50.120	0.741
7	27	SLATER	34.167	26	JOSLYN	48.866	26	JOSLYN	26.498	7	27	SLATER	1:49.507	1:49.630	0.123
8	70	PETERS (F)	34.230	11	DAN	48.968	90	FERNANDEZ	26.519	8	11	DAN	1:49.637	1:49.755	0.118
9	11	DAN	34.248	70	PETERS (F)	49.046	67	SAETER	26.528	9	70	PETERS (F)	1:49.875	1:49.993	0.118
10	25	JEFF-HALL	34.258	75	CRONIN	49.137	70	PETERS (F)	26.599	10	25	JEFF-HALL	1:49.966	1:50.044	0.078
11	4	ELLIS (F)	34.278	25	JEFF-HALL	49.234	43	CLARK	26.652	11	4	ELLIS (F)	1:50.050	1:50.146	0.096
12	18	BYRNE (F)	34.359	18	BYRNE (F)	49.258	18	BYRNE (F)	26.697	12	18	BYRNE (F)	1:50.314	1:50.314	0.000
13	5	INGRAM HILL	34.389	31	LIVESEY	49.265	31	LIVESEY	26.705	13	31	LIVESEY	1:50.493	1:50.493	0.000
14	53	CARNEY	34.496	4	ELLIS (F)	49.281	75	CRONIN	26.778	14	75	CRONIN	1:50.540	1:50.600	0.060
15	31	LIVESEY	34.523	53	CARNEY	49.428	53	CARNEY	26.792	15	53	CARNEY	1:50.716	1:51.093	0.377
16	75	CRONIN	34.625	5	INGRAM HILL	49.447	28	MOSS	26.873	16	5	INGRAM HILL	1:50.767	1:50.927	0.160
17	28	MOSS	34.629	45	ROBINSON (F)	49.748	5	INGRAM HILL	26.931	17	28	MOSS	1:51.313	1:51.462	0.149
18	45	ROBINSON (F)	34.698	28	MOSS	49.811	45	ROBINSON (F)	26.988	18	45	ROBINSON (F)	1:51.434	1:51.486	0.052
19	23	MIALL	34.745	23	MIALL	49.984	23	MIALL	27.321	19	23	MIALL	1:52.050	1:52.050	0.000

2024 Ginetta Junior Championship

QUALIFYING - BEST SPEEDS

POS	INTERMEDIATE 1			INTERMEDIATE 2			FINISH LINE		
	NO	NAME	MPH	NO	NAME	MPH	NO	NAME	MPH
1	43	CLARK	83.5	4	ELLIS (F)	86.2	50	HART	102.9
2	35	PHELPS	83.3	90	FERNANDEZ	85.8	26	JOSLYN	102.2
3	26	JOSLYN	83.3	27	SLATER	84.9	67	SAETER	101.6
4	50	HART	83.1	67	SAETER	84.7	43	CLARK	101.6
5	75	CRONIN	82.8	25	JEFF-HALL	83.9	35	PHELPS	101.5
6	27	SLATER	82.6	53	CARNEY	83.6	27	SLATER	101.5
7	25	JEFF-HALL	82.5	50	HART	83.3	4	ELLIS (F)	101.5
8	90	FERNANDEZ	82.4	11	DAN	83.3	90	FERNANDEZ	101.2
9	67	SAETER	82.3	70	PETERS (F)	83.3	11	DAN	101.0
10	18	BYRNE (F)	82.2	5	INGRAM HILL	83.2	75	CRONIN	101.0
11	70	PETERS (F)	82.1	18	BYRNE (F)	83.1	70	PETERS (F)	100.7
12	4	ELLIS (F)	82.1	31	LIVESEY	82.8	25	JEFF-HALL	100.7
13	11	DAN	81.9	35	PHELPS	82.7	18	BYRNE (F)	100.6
14	28	MOSS	81.6	75	CRONIN	82.6	53	CARNEY	100.1
15	45	ROBINSON (F)	81.6	28	MOSS	82.6	28	MOSS	99.8
16	31	LIVESEY	81.4	26	JOSLYN	82.2	31	LIVESEY	99.4
17	23	MIALL	81.4	43	CLARK	82.1	5	INGRAM HILL	99.4
18	53	CARNEY	81.3	45	ROBINSON (F)	80.5	45	ROBINSON (F)	99.4
19	5	INGRAM HILL	81.2	23	MIALL	80.1	23	MIALL	99.4

2024 Ginetta Junior Championship

QUALIFYING - STATISTICS

Competitors Started 19
Planned Start 2024-09-28 @ 14:15:00.000
Actual Start 2024-09-28 @ 14:10:12.862
Finish Time 2024-09-28 @ 14:21:39.556
Track Length 2.4332mi.
Total Laps 76
Total Distance Covered 184.9300mi.

Session Fastest Lap History

NO	CL	NAME	LAP TIME	TIME OF DAY	LAP	VEHICLE
90	JUNIOR	Chase FERNANDEZ	1:49.281	14:13:59.810	2	R Racing
35	ROOKIE	Isaac PHELPS	1:49.076	14:14:19.706	2	Elite Motorsport

Flag History

TYPE	TIME OF DAY
GREEN	14:10:12.862
FINISH	14:21:39.556

Flag Statistics

TYPE	COUNT	TOTAL LAPS	TOTAL TIME
Green	1	4	11:30.730
Red	0	0	0.000
Safety Car	0	0	0.000
FCY	0	0	0.000

2024 Ginetta Junior Championship

QUALIFYING - STATISTICS

CLASS : JUNIOR

6 Starters

Fastest Lap History

NO	NAME	LAP TIME	TIME OF DAY	LAP	VEHICLE
90	Chase FERNANDEZ	1:49.281	14:13:59.810	2	R Racing

2024 Ginetta Junior Championship

QUALIFYING - STATISTICS

CLASS : ROOKIE

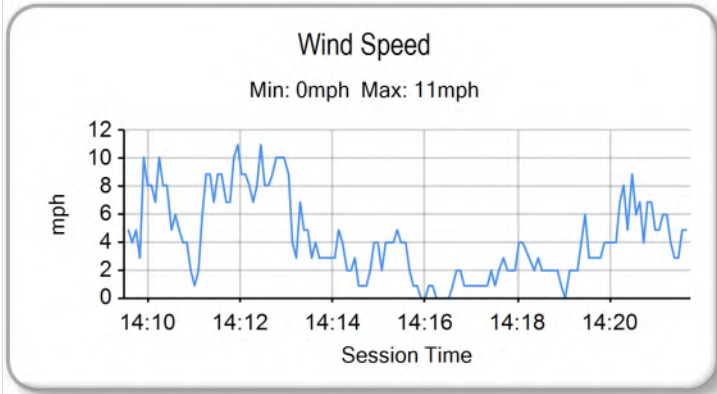
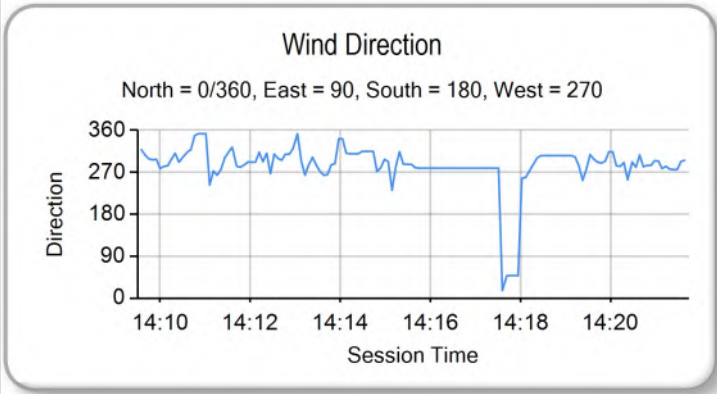
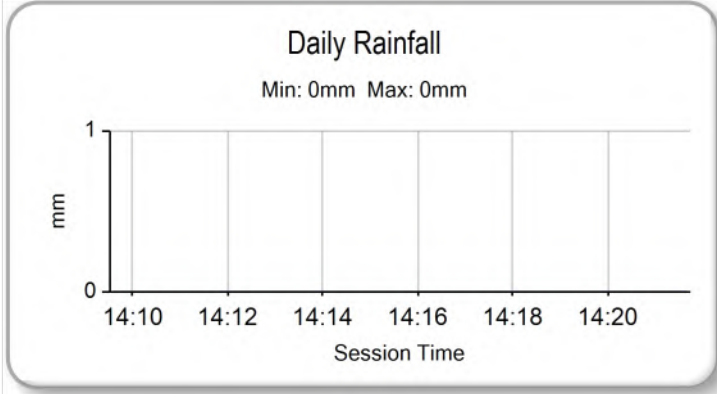
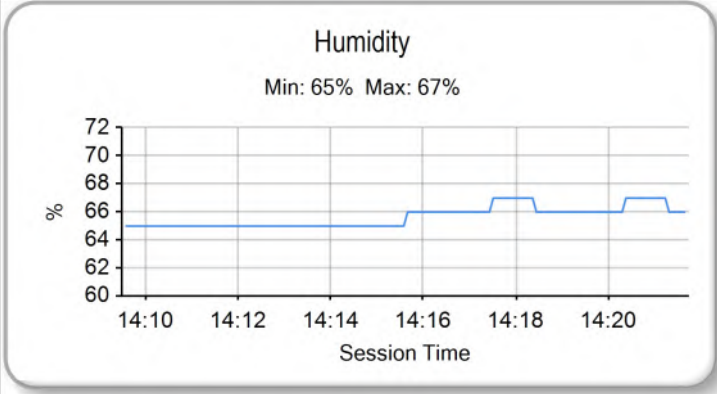
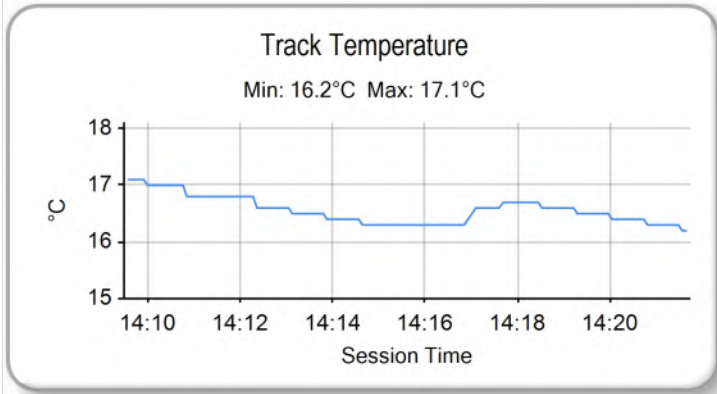
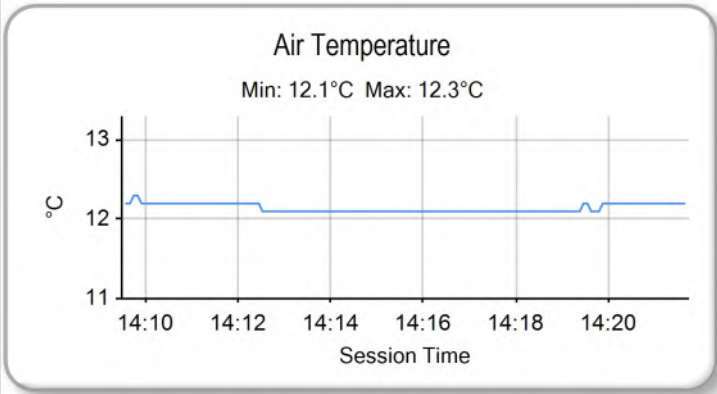
13 Starters

Fastest Lap History

NO	NAME	LAP TIME	TIME OF DAY	LAP	VEHICLE
25	Ethan JEFF-HALL	1:50.044	14:14:06.017	2	R Racing
35	Isaac PHELPS	1:49.076	14:14:19.706	2	Elite Motorsport

2024 Ginetta Junior Championship

QUALIFYING - WEATHER CONDITIONS



2024 Ginetta Junior Championship

RACE 5 - ROUND 23 - GRID (20 minutes)

ROW 10	19	1:52.050	23 Holly MIALL	18	1:51.486	45 Jack ROBINSON (F)
ROW 9	17	1:51.462	28 Harry MOSS	16	1:51.093	53 Ethan CARNEY
ROW 8	15	1:50.927	5 Tom INGRAM HILL	14	1:50.600	75 Colin CRONIN
ROW 7	13	1:50.493	31 Felix LIVESEY	12	1:50.314	18 Torrin BYRNE (F)
ROW 6	11	1:50.146	4 James ELLIS (F)	10	1:50.120	43 Archie CLARK
ROW 5	9	1:50.044	25 Ethan JEFF-HALL	8	1:49.993	70 Jude PETERS (F)
ROW 4	7	1:49.755	11 Ruben DAN	6	1:49.630	27 Alfie SLATER
ROW 3	5	1:49.493	67 Marcus SAETER	4	1:49.452	50 Charlie HART
ROW 2	3	1:49.419	26 Henry JOSLYN	2	1:49.281	90 Chase FERNANDEZ
ROW 1	1	1:49.076	35 Isaac PHELPS			
Pole						

These results are provisional until the conclusion of any judicial and technical matters.

Brands Hatch GP: 2.4332 miles

Clerk Of Course: Paul Levitt	Stewards:	Timekeeper: Gethin Rees	
------------------------------	-----------	-------------------------	--

Results can be found at www.tsl-timing.com

Printed - 14:25 Saturday, 28 September 2024

2024 Ginetta Junior Championship

RACE 5 - ROUND 23 - CLASSIFICATION

Race Distance: 11 Laps / 26.76 miles

POS	NO	CL	PIC	NAME	NAT	ENTRY	LAPS	TIME	GAP	DIFF	MPH	BEST	ON	GRD	↑↓
1	35	R	1	Isaac PHELPS	GBR	Elite Motorsport	11	20:14.887			79.31	1:49.288	2	1	0
2	26	J	1	Henry JOSLYN	GBR	Preptech UK	11	20:15.082	0.195	0.195	79.30	1:48.948	2	3	1
3	27	R	2	Alfie SLATER	GBR	R Racing	11	20:21.211	6.324	6.129	78.90	1:49.167	2	6	3
4	25	R	3	Ethan JEFF-HALL	GBR	R Racing	11	20:22.837	7.950	1.626	78.79	1:49.364	2	9	5
5	67	R	4	Marcus SAETER	NOR	R Racing	11	20:23.705	8.818	0.868	78.74	1:48.984	2	5	0
6	90	J	2	Chase FERNANDEZ	GBR	R Racing	11	20:23.856	8.969	0.151	78.73	1:48.919	2	2	-4
7	43	R	5	Archie CLARK	GBR	Elite Motorsport	11	20:24.022	9.135	0.166	78.72	1:49.648	6	10	3
8	70	R	6	Jude PETERS (F)	GBR	E3 Sport	11	20:24.304	9.417	0.282	78.70	1:49.923	2	8	0
9	11	R	7	Ruben DAN	AUS	Elite Motorsport	11	20:24.702	9.815	0.398	78.67	1:49.859	7	7	-2
10	31	J	3	Felix LIVESEY	GBR	MDD Racing	11	20:25.190	10.303	0.488	78.64	1:50.012	11	13	3
11	4	R	8	James ELLIS (F)	GBR	MDD Racing	11	20:29.144	14.257	3.954	78.39	1:50.591	8	11	0
12	75	R	9	Colin CRONIN	IRL	Fox Motorsport	11	20:29.376	14.489	0.232	78.37	1:50.091	9	14	2
13	18	R	10	Torrin BYRNE (F)	GBR	Pace Performance	11	20:29.526	14.639	0.150	78.37	1:50.326	9	12	-1
14	5	R	11	Tom INGRAM HILL	GBR	R Racing	11	20:39.637	24.750	10.111	77.73	1:50.935	2	15	1
15	28	J	4	Harry MOSS	GBR	R Racing	11	20:39.812	24.925	0.175	77.72	1:51.011	3	17	2
16	53	R	12	Ethan CARNEY	USA	Preptech UK	11	20:39.961	25.074	0.149	77.71	1:50.792	3	16	0
17	45	R	13	Jack ROBINSON (F)	GBR	Fox Motorsport	11	20:40.090	25.203	0.129	77.70	1:51.228	8	18	1
18	50	J	5	Charlie HART	GBR	Elite Motorsport	11	20:54.253	39.366	14.163	76.82	1:49.069	3	4	-14
19	23	J	6	Holly MIALL	GBR	Fox Motorsport	11	20:55.117	40.230	0.864	76.77	1:52.796	3	19	0

FASTEST LAP

90	J	Chase FERNANDEZ	GBR	R Racing	2	1:48.919	80.42 mph	129.43 kph
67	R	Marcus SAETER	NOR	R Racing	2	1:48.984	80.37 mph	129.35 kph

Weather / Track : Cloudy / Dry

These results are provisional until the conclusion of any judicial and technical matters.

Date: 28/09/2024 Start: 17:56 Finish: 18:16

Brands Hatch GP: 2.4332 miles

Clerk Of Course: Paul Levitt

Stewards:

Timekeeper: Gethin Rees



Results can be found at www.tsl-timing.com

Printed - 18:17 Saturday, 28 September 2024

2024 Ginetta Junior Championship

RACE 5 - ROUND 23 - LAP CHART

LAP 1 @ 17:58:11.232			LAP 2 @ 18:00:00.520			LAP 3 @ 18:01:50.093			LAP 4 @ 18:03:40.497			LAP 5 @ 18:05:30.431		
NO	BEHIND	LAP TIME	NO	BEHIND	LAP TIME	NO	BEHIND	LAP TIME	NO	BEHIND	LAP TIME	NO	BEHIND	LAP TIME
35		1:55.493	35		1:49.288	35		1:49.573	35		1:50.404	35		1:49.934
26	0.816	1:56.309	26	0.476	1:48.948	26	0.220	1:49.317	90	0.157	1:50.104	90	0.196	1:49.973
90	1.095	1:56.588	90	0.726	1:48.919	90	0.457	1:49.304	26	0.432	1:50.616	26	0.376	1:49.878
67	1.654	1:57.147	67	1.350	1:48.984	67	0.840	1:49.063	50	1.014	1:50.237	50	0.538	1:49.458
50	1.868	1:57.361	50	1.685	1:49.105	50	1.181	1:49.069	67	1.327	1:50.891	27	1.571	1:49.926
27	2.171	1:57.664	27	2.050	1:49.167	27	1.649	1:49.172	27	1.579	1:50.334	67	1.776	1:50.383
25	3.252	1:58.745	25	3.328	1:49.364	25	3.281	1:49.526	25	2.769	1:49.892	25	2.566	1:49.731
11	3.887	1:59.380	70	4.541	1:49.923	70	5.953	1:50.985	70	6.693	1:51.144	70	7.618	1:50.859
70	3.906	1:59.399	11	4.778	1:50.179	11	6.151	1:50.946	11	7.558	1:51.811	43	8.755	1:50.838
31	4.216	1:59.709	43	4.981	1:50.025	43	6.354	1:50.946	43	7.851	1:51.901	11	8.975	1:51.351
43	4.244	1:59.737	31	5.711	1:50.783	31	6.494	1:50.356	31	8.115	1:52.025	31	9.130	1:50.949
4	4.605	2:00.098	4	5.911	1:50.594	4	7.166	1:50.828	4	8.312	1:51.550	4	9.350	1:50.972
18	6.376	2:01.869	18	7.640	1:50.552	18	8.625	1:50.558	18	9.180	1:50.959	18	10.057	1:50.811
75	6.731	2:02.224	75	8.091	1:50.648	75	8.901	1:50.383	75	9.472	1:50.975	75	10.367	1:50.829
5	6.916	2:02.409	5	8.563	1:50.935	53	10.418	1:50.792	53	11.208	1:51.194	53	12.214	1:50.940
28	7.173	2:02.666	53	9.199	1:51.183	5	10.552	1:51.562	5	11.509	1:51.361	5	12.610	1:51.035
53	7.304	2:02.797	28	9.449	1:51.564	28	10.887	1:51.011	28	12.320	1:51.837	28	14.113	1:51.727
23	7.538	2:03.031	23	11.120	1:52.870	45	13.487	1:51.798	45	14.529	1:51.446	45	16.464	1:51.869
45	7.770	2:03.263	45	11.262	1:52.780	23	14.343	1:52.796	23	16.741	1:52.802	23	20.455	1:53.648

2024 Ginetta Junior Championship

RACE 5 - ROUND 23 - LAP CHART

LAP 6 @ 18:07:21.224			LAP 7 @ 18:09:11.813			LAP 8 @ 18:11:01.425			LAP 9 @ 18:12:50.830			LAP 10 @ 18:14:40.954		
NO	BEHIND	LAP TIME	NO	BEHIND	LAP TIME	NO	BEHIND	LAP TIME	NO	BEHIND	LAP TIME	NO	BEHIND	LAP TIME
35		1:50.793	35		1:50.589	35		1:49.612	35		1:49.405	35		1:50.124
50	0.188	1:50.443	26	0.646	1:50.914	26	0.413	1:49.379	26	0.192	1:49.184	26	0.261	1:50.193
26	0.321	1:50.738	27	2.168	1:52.141	27	2.344	1:49.788	27	5.198	1:52.259	27	5.447	1:50.373
27	0.616	1:49.838	67	2.330	1:51.984	67	2.602	1:49.884	25	5.477	1:50.686	25	7.272	1:51.919
67	0.935	1:49.952	25	2.553	1:51.865	90	2.950	1:49.836	90	5.521	1:51.976	67	7.960	1:52.461
25	1.277	1:49.504	90	2.726	1:50.890	50	4.064	1:50.808	67	5.623	1:52.426	90	8.141	1:52.744
90	2.425	1:53.022	50	2.868	1:53.269	25	4.196	1:51.255	43	8.524	1:49.845	43	8.300	1:49.900
70	7.140	1:50.315	70	6.856	1:50.305	43	8.084	1:50.689	70	9.030	1:50.006	70	9.111	1:50.205
43	7.610	1:49.648	43	7.007	1:49.986	70	8.429	1:51.185	11	9.324	1:50.031	11	9.494	1:50.294
11	8.244	1:50.062	11	7.514	1:49.859	11	8.698	1:50.796	31	9.772	1:50.176	31	9.963	1:50.315
31	8.819	1:50.482	31	8.419	1:50.189	31	9.001	1:50.194	4	12.258	1:50.648	4	13.078	1:50.944
4	9.633	1:51.076	4	10.036	1:50.992	4	11.015	1:50.591	18	12.510	1:50.326	75	13.512	1:50.809
18	9.880	1:50.616	18	10.678	1:51.387	18	11.589	1:50.523	75	12.827	1:50.091	18	13.932	1:51.546
75	10.190	1:50.616	75	11.476	1:51.875	75	12.141	1:50.277	5	18.162	1:51.519	5	20.092	1:52.054
53	12.478	1:51.057	53	13.047	1:51.158	5	16.048	1:52.384	53	18.354	1:51.200	53	20.254	1:52.024
5	12.854	1:51.037	5	13.276	1:51.011	53	16.559	1:53.124	28	18.490	1:51.128	28	20.426	1:52.060
28	14.573	1:51.253	28	15.270	1:51.286	28	16.767	1:51.109	45	21.502	1:51.627	45	22.694	1:51.316
45	16.935	1:51.264	45	17.664	1:51.318	45	19.280	1:51.228	23	33.262	1:53.237	23	36.689	1:53.551
23	23.012	1:53.350	23	25.712	1:53.289	23	29.430	1:53.330	50	36.782	2:22.123 P	50	38.930	1:52.272

2024 Ginetta Junior Championship

RACE 5 - ROUND 23 - LAP CHART

LAP 11 @ 18:16:30.626

NO	BEHIND	LAP TIME
35		1:49.672
26	0.195	1:49.606
27	6.324	1:50.549
25	7.950	1:50.350
67	8.818	1:50.530
90	8.969	1:50.500
43	9.135	1:50.507
70	9.417	1:49.978
11	9.815	1:49.993
31	10.303	1:50.012
4	14.257	1:50.851
75	14.489	1:50.649
18	14.639	1:50.379
5	24.750	1:54.330
28	24.925	1:54.171
53	25.074	1:54.492
45	25.203	1:52.181
50	39.366	1:50.108
23	40.230	1:53.213

2024 Ginetta Junior Championship

RACE 5 - ROUND 23 - POSITION CHART WITH INTERMEDIATES

No	Name	Lap																																				
		Pos	L0 - Int1-M	L0 - Int2-M	L1 - Finish	L1 - Int1-M	L1 - Int2-M	L2 - Finish	L2 - Int1-M	L2 - Int2-M	L3 - Finish	L3 - Int1-M	L3 - Int2-M	L4 - Finish	L4 - Int1-M	L4 - Int2-M	L5 - Finish	L5 - Int1-M	L5 - Int2-M	L6 - Finish	L6 - Int1-M	L6 - Int2-M	L7 - Finish	L7 - Int1-M	L7 - Int2-M	L8 - Finish	L8 - Int1-M	L8 - Int2-M	L9 - Finish	L9 - Int1-M	L9 - Int2-M	L10 - Finish	L10 - Int1-M	L10 - Int2-M				
35	PHELPS	1	35	35	35	35	35	35	35	35	35	35	35	35	35	35	35	35	35	35	35	35	35	35	35	35	35	35	35	35	35	35	35	35	35	35	35	
90	FERNANDEZ	2	26	26	26	26	26	26	26	26	26	26	26	90	90	90	90	90	90	90	50	26	26	26	26	26	26	26	26	26	26	26	26	26	26	26	26	
26	JOSLYN	3	50	90	90	90	90	90	90	90	90	90	26	26	26	26	26	50	50	26	27	27	27	27	27	27	27	27	27	27	27	27	27	27	27	27	27	
50	HART	4	90	67	67	67	67	67	67	67	67	67	50	50	50	50	50	26	26	27	67	67	67	67	67	67	67	67	67	67	67	67	90	25	25	25	25	25
67	SAETER	5	67	50	50	50	50	50	50	50	50	50	67	67	67	27	27	27	27	67	25	25	25	25	90	90	90	67	90	90	67	67	67	67	67	67		
27	SLATER	6	27	27	27	27	27	27	27	27	27	27	27	27	27	27	67	67	67	67	25	50	90	90	90	50	50	25	25	67	67	90	90	90	90	90		
11	DAN	7	70	25	25	25	25	25	25	25	25	25	25	25	25	25	25	25	25	90	90	50	50	50	25	25	50	50	43	43	43	43	43	43	43	43		
70	PETERS (F)	8	25	70	11	70	70	70	70	70	70	70	70	70	70	70	70	70	70	70	70	70	70	70	43	43	43	43	43	43	70	70	70	70	70	70		
25	JEFF-HALL	9	11	11	70	11	11	11	11	11	11	11	11	11	11	11	43	43	43	43	43	43	43	43	70	70	70	70	70	70	11	11	11	11	11	11		
43	CLARK	10	4	31	31	43	43	43	43	43	43	43	43	43	43	43	11	11	11	11	11	11	11	11	11	11	11	11	11	11	11	11	31	31	31	31	31	
4	ELLIS (F)	11	31	43	43	31	31	31	31	31	31	31	31	31	31	31	31	31	31	31	31	31	31	31	31	31	31	31	31	31	31	31	4	4	4	4	4	
18	BYRNE (F)	12	43	4	4	4	4	4	4	4	4	4	4	4	4	4	4	4	4	4	4	4	4	4	4	4	4	4	4	4	4	4	4	18	18	75	75	
31	LIVESEY	13	18	18	18	18	18	18	18	18	18	18	18	18	18	18	18	18	18	18	18	18	18	18	18	18	18	18	18	18	18	18	18	18	18	18	18	
75	CRONIN	14	75	75	75	75	75	75	75	75	75	75	75	75	75	75	75	75	75	75	75	75	75	75	75	75	75	75	75	75	75	5	5	5	5	5		
5	INGRAM HILL	15	5	5	5	5	5	5	5	5	53	53	53	53	53	53	53	53	53	53	53	53	53	53	5	5	5	5	5	5	53	53	53	53	28	53		
53	CARNEY	16	28	28	28	53	53	53	53	53	5	5	5	5	5	5	5	5	5	5	5	5	5	5	5	5	53	53	53	53	28	28	28	28	53	28		
28	MOSS	17	53	53	53	28	28	28	28	28	28	28	28	28	28	28	28	28	28	28	28	28	28	28	28	28	28	28	28	28	45	45	45	45	45	45		
45	ROBINSON (F)	18	45	23	23	23	23	23	45	45	45	45	45	45	45	45	45	45	45	45	45	45	45	45	45	45	45	45	45	45	23	23	23	23	23	50		
23	MIALL	19	23	45	45	45	45	45	23	23	23	23	23	23	23	23	23	23	23	23	23	23	23	23	23	23	23	23	23	23	23	23	23	23	23	23		

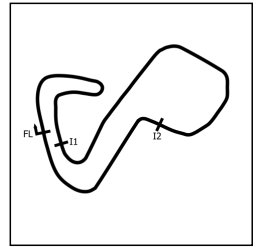
2024 Ginetta Junior Championship

RACE 5 - ROUND 23 - POSITION CHART WITH INTERMEDIATES

No	Name	Lap	
		Pos	L11 - Finish
35	PHELPS	1	35
90	FERNANDEZ	2	26
26	JOSLYN	3	27
50	HART	4	25
67	SAETER	5	67
27	SLATER	6	90
11	DAN	7	43
70	PETERS (F)	8	70
25	JEFF-HALL	9	11
43	CLARK	10	31
4	ELLIS (F)	11	4
18	BYRNE (F)	12	75
31	LIVESEY	13	18
75	CRONIN	14	5
5	INGRAM HILL	15	28
53	CARNEY	16	53
28	MOSS	17	45
45	ROBINSON (F)	18	50
23	MIALL	19	

2024 Ginetta Junior Championship

RACE 5 - ROUND 23 - SECTOR ANALYSIS



SECTOR 1 = FL to I1, SECTOR 2 = I1 to I2, SECTOR 3 = I2 to FL, DIFF = Difference To Personal Best Lap, P = Crossed Finish Line in Pit Lane, D = Time Disallowed

P1 35 R		Isaac PHELPS					Elite Motorsport				
IDEAL LAP TIME : 1:48.854		BEST LAP TIME : 1:49.288					DIFFERENCE : 0.434				
LAP	SECTOR 1	SECTOR 2		SECTOR 3		LAP TIME	MPH	DIFF	TIME OF DAY		
1 -		83.0	48.612	82.9	26.304	101.0	1:55.493	75.84	6.205	17:58:11.232	
2 -	33.938	83.0	48.796	85.7	26.554	100.7	1:49.288 (1)	80.15		18:00:00.520	
3 -	34.110	82.0	48.951	81.5	26.512	100.7	1:49.573 (3)	79.94	0.285	18:01:50.093	
4 -	34.571	82.2	49.365	83.1	26.468	101.2	1:50.404	79.34	1.116	18:03:40.497	
5 -	34.346	82.8	49.056	82.3	26.532	101.6	1:49.934	79.68	0.646	18:05:30.431	
6 -	34.324	83.0	49.023	86.4	27.446	101.9	1:50.793	79.06	1.505	18:07:21.224	
7 -	35.061	82.2	48.952	83.1	26.576	100.6	1:50.589	79.21	1.301	18:09:11.813	
8 -	34.195	82.3	48.864	81.0	26.553	100.4	1:49.612	79.91	0.324	18:11:01.425	
9 -	34.028	82.5	48.970	81.7	26.407	102.1	1:49.405 (2)	80.06	0.117	18:12:50.830	
10 -	34.624	81.7	48.977	81.0	26.523	100.7	1:50.124	79.54	0.836	18:14:40.954	
11 -	34.121	82.5	49.058	81.8	26.493	100.7	1:49.672	79.87	0.384	18:16:30.626	

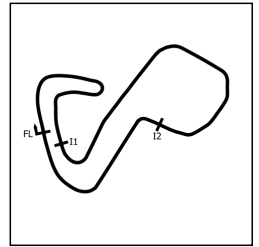
P2 26 J		Henry JOSLYN					Preptech UK				
IDEAL LAP TIME : 1:48.878		BEST LAP TIME : 1:48.948					DIFFERENCE : 0.070				
LAP	SECTOR 1	SECTOR 2		SECTOR 3		LAP TIME	MPH	DIFF	TIME OF DAY		
1 -		84.7	48.974	83.3	26.369	102.7	1:56.309	75.31	7.361	17:58:12.048	
2 -	33.895	84.3	48.700	83.0	26.353	102.4	1:48.948 (1)	80.40		18:00:00.996	
3 -	33.993	84.2	48.941	82.1	26.383	103.2	1:49.317 (3)	80.13	0.369	18:01:50.313	
4 -	34.515	83.4	49.685	82.6	26.416	103.4	1:50.616	79.19	1.668	18:03:40.929	
5 -	34.508	83.0	48.952	80.8	26.418	103.4	1:49.878	79.72	0.930	18:05:30.807	
6 -	34.742	84.2	48.903	80.4	27.093	103.5	1:50.738	79.10	1.790	18:07:21.545	
7 -	35.247	83.3	49.172	81.7	26.495	102.2	1:50.914	78.97	1.966	18:09:12.459	
8 -	34.134	83.7	48.780	82.0	26.465	102.6	1:49.379	80.08	0.431	18:11:01.838	
9 -	34.156	83.7	48.630	81.4	26.398	103.7	1:49.184 (2)	80.23	0.236	18:12:51.022	
10 -	34.713	83.1	49.036	81.9	26.444	102.6	1:50.193	79.49	1.245	18:14:41.215	
11 -	34.279	83.7	48.951	83.0	26.376	102.2	1:49.606	79.92	0.658	18:16:30.821	

P3 27 R		Alfie SLATER					R Racing				
IDEAL LAP TIME : 1:49.029		BEST LAP TIME : 1:49.167					DIFFERENCE : 0.138				
LAP	SECTOR 1	SECTOR 2		SECTOR 3		LAP TIME	MPH	DIFF	TIME OF DAY		
1 -		84.0	49.092	82.3	26.712	103.7	1:57.664	74.44	8.497	17:58:13.403	
2 -	33.990	83.5	48.702	84.2	26.475	103.0	1:49.167 (1)	80.24		18:00:02.570	
3 -	33.852	83.7	48.741	85.5	26.579	102.7	1:49.172 (2)	80.23	0.005	18:01:51.742	
4 -	34.131	83.5	49.478	79.8	26.725	103.0	1:50.334	79.39	1.167	18:03:42.076	
5 -	34.255	83.0	49.097	85.1	26.574	102.2	1:49.926	79.68	0.759	18:05:32.002	
6 -	34.225	82.9	48.935	84.8	26.678	103.5	1:49.838	79.75	0.671	18:07:21.840	
7 -	35.048	83.7	50.049	81.5	27.044	102.2	1:52.141	78.11	2.974	18:09:13.981	
8 -	34.223	82.8	48.992	85.1	26.573	101.2	1:49.788 (3)	79.78	0.621	18:11:03.769	
9 -	34.305	82.7	49.987	81.1	27.967	99.4	1:52.259	78.03	3.092	18:12:56.028	
10 -	34.408	83.0	49.254	83.7	26.711	101.2	1:50.373	79.36	1.206	18:14:46.401	
11 -	34.459	82.6	49.539	83.5	26.551	101.6	1:50.549	79.23	1.382	18:16:36.950	

P4 25 R		Ethan JEFF-HALL					R Racing				
IDEAL LAP TIME : 1:49.202		BEST LAP TIME : 1:49.364					DIFFERENCE : 0.162				
LAP	SECTOR 1	SECTOR 2		SECTOR 3		LAP TIME	MPH	DIFF	TIME OF DAY		
1 -		82.2	48.962	83.5	26.715	101.6	1:58.745	73.76	9.381	17:58:14.484	
2 -	34.116	82.4	48.759	81.7	26.489	101.5	1:49.364 (1)	80.09		18:00:03.848	
3 -	34.131	82.3	48.893	81.8	26.502	101.2	1:49.526 (3)	79.97	0.162	18:01:53.374	
4 -	34.114	82.5	49.284	82.6	26.494	101.5	1:49.892	79.71	0.528	18:03:43.266	
5 -	34.395	83.0	48.909	82.0	26.427	102.2	1:49.731	79.83	0.367	18:05:32.997	
6 -	34.342	83.1	48.833	82.4	26.329	103.2	1:49.504 (2)	79.99	0.140	18:07:22.501	
7 -	34.867	82.5	49.970	78.2	27.028	102.1	1:51.865	78.30	2.501	18:09:14.366	
8 -	34.565	83.7	50.268	80.4	26.422	103.8	1:51.255	78.73	1.891	18:11:05.621	
9 -	34.261	82.8	48.907	81.5	27.518	98.5	1:50.686	79.14	1.322	18:12:56.307	
10 -	35.392	82.3	49.971	82.9	26.556	101.6	1:51.919	78.26	2.555	18:14:48.226	
11 -	34.410	82.9	49.194	82.0	26.746	101.6	1:50.350	79.38	0.986	18:16:38.576	

2024 Ginetta Junior Championship

RACE 5 - ROUND 23 - SECTOR ANALYSIS



SECTOR 1 = FL to I1, SECTOR 2 = I1 to I2, SECTOR 3 = I2 to FL, DIFF = Difference To Personal Best Lap, P = Crossed Finish Line in Pit Lane, D = Time Disallowed

P5 67 R		Marcus SAETER					R Racing			
IDEAL LAP TIME : 1:48.914		BEST LAP TIME : 1:48.984			DIFFERENCE : 0.070					
LAP	SECTOR 1	SECTOR 2		SECTOR 3	LAP TIME	MPH	DIFF	TIME OF DAY		
1 -		83.0	48.990	84.5	26.564	102.9	1:57.147	74.77	8.163	17:58:12.886
2 -	33.976	83.1	48.590	82.6	26.418	102.6	1:48.984 (1)	80.37		18:00:01.870
3 -	33.932	83.1	48.739	84.6	26.392	102.6	1:49.063 (2)	80.31	0.079	18:01:50.933
4 -	34.255	82.7	49.963	81.0	26.673	102.4	1:50.891	78.99	1.907	18:03:41.824
5 -	34.399	82.0	49.381	83.4	26.603	102.9	1:50.383	79.35	1.399	18:05:32.207
6 -	34.399	82.4	48.794	84.0	26.759	102.7	1:49.952	79.66	0.968	18:07:22.159
7 -	34.925	82.0	50.013	81.0	27.046	102.7	1:51.984	78.22	3.000	18:09:14.143
8 -	34.387	82.8	48.972	84.6	26.525	102.6	1:49.884 (3)	79.71	0.900	18:11:04.027
9 -	34.342	82.8	49.967	78.3	28.117	100.4	1:52.426	77.91	3.442	18:12:56.453
10 -	35.646	81.1	49.795	81.2	27.020	102.7	1:52.461	77.89	3.477	18:14:48.914
11 -	34.715	82.8	49.023	83.3	26.792	102.4	1:50.530	79.25	1.546	18:16:39.444

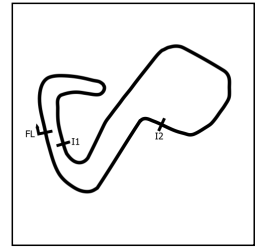
P6 90 J		Chase FERNANDEZ					R Racing			
IDEAL LAP TIME : 1:48.752		BEST LAP TIME : 1:48.919			DIFFERENCE : 0.167					
LAP	SECTOR 1	SECTOR 2		SECTOR 3	LAP TIME	MPH	DIFF	TIME OF DAY		
1 -		83.9	48.883	80.9	26.498	103.0	1:56.588	75.13	7.669	17:58:12.327
2 -	33.902	83.8	48.544	80.5	26.473	102.2	1:48.919 (1)	80.42		18:00:01.246
3 -	34.041	83.1	48.957	84.3	26.306	102.6	1:49.304 (2)	80.14	0.385	18:01:50.550
4 -	34.440	82.4	49.229	83.7	26.435	102.7	1:50.104	79.55	1.185	18:03:40.654
5 -	34.410	83.0	49.099	84.4	26.464	102.2	1:49.973	79.65	1.054	18:05:30.627
6 -	34.336	82.9	48.934	84.7	29.752	101.5	1:53.022	77.50	4.103	18:07:23.649
7 -	34.200	83.1	49.607	78.8	27.083	103.0	1:50.890	78.99	1.971	18:09:14.539
8 -	34.653	84.0	48.808	81.4	26.375	102.9	1:49.836 (3)	79.75	0.917	18:11:04.375
9 -	34.187	83.1	49.650	78.3	28.139	99.7	1:51.976	78.22	3.057	18:12:56.351
10 -	35.552	81.8	50.097	79.6	27.095	102.6	1:52.744	77.69	3.825	18:14:49.095
11 -	34.668	82.7	49.036	81.7	26.796	104.0	1:50.500	79.27	1.581	18:16:39.595

P7 43 R		Archie CLARK					Elite Motorsport			
IDEAL LAP TIME : 1:49.436		BEST LAP TIME : 1:49.648			DIFFERENCE : 0.212					
LAP	SECTOR 1	SECTOR 2		SECTOR 3	LAP TIME	MPH	DIFF	TIME OF DAY		
1 -		82.8	49.623	80.3	26.405	104.8	1:59.737	73.15	10.089	17:58:15.476
2 -	34.602	84.2	48.790	78.9	26.633	103.8	1:50.025	79.61	0.377	18:00:05.501
3 -	34.519	83.2	49.790	78.3	26.637	103.8	1:50.946	78.95	1.298	18:01:56.447
4 -	34.719	82.9	50.165	76.9	27.017	102.9	1:51.901	78.28	2.253	18:03:48.348
5 -	34.475	83.1	49.652	81.1	26.711	102.1	1:50.838	79.03	1.190	18:05:39.186
6 -	34.263	83.1	48.878	81.1	26.507	102.7	1:49.648 (1)	79.89		18:07:28.834
7 -	34.241	83.7	49.092	78.8	26.653	103.0	1:49.986	79.64	0.338	18:09:18.820
8 -	34.943	82.4	49.150	82.0	26.596	102.1	1:50.689	79.13	1.041	18:11:09.509
9 -	34.293	83.2	48.911	81.1	26.641	102.1	1:49.845 (2)	79.74	0.197	18:12:59.354
10 -	34.257	83.5	48.833	78.6	26.810	103.7	1:49.900 (3)	79.70	0.252	18:14:49.254
11 -	34.751	83.2	49.065	78.9	26.691	103.7	1:50.507	79.26	0.859	18:16:39.761

P8 70 R		Jude PETERS (F)					E3 Sport			
IDEAL LAP TIME : 1:49.758		BEST LAP TIME : 1:49.923			DIFFERENCE : 0.165					
LAP	SECTOR 1	SECTOR 2		SECTOR 3	LAP TIME	MPH	DIFF	TIME OF DAY		
1 -		81.4	49.199	73.9	27.330	103.0	1:59.399	73.36	9.476	17:58:15.138
2 -	34.271	83.1	48.979	82.1	26.673	101.5	1:49.923 (1)	79.69		18:00:05.061
3 -	34.642	82.0	49.579	80.6	26.764	100.7	1:50.985	78.92	1.062	18:01:56.046
4 -	34.640	81.9	49.876	83.1	26.628	100.1	1:51.144	78.81	1.221	18:03:47.190
5 -	34.516	82.0	49.597	81.6	26.746	100.1	1:50.859	79.01	0.936	18:05:38.049
6 -	34.348	81.5	49.261	82.3	26.706	100.4	1:50.315	79.40	0.392	18:07:28.364
7 -	34.365	82.0	49.216	82.3	26.724	102.9	1:50.305	79.41	0.382	18:09:18.669
8 -	35.248	83.4	49.232	82.5	26.705	101.9	1:51.185	78.78	1.262	18:11:09.854
9 -	34.311	82.8	49.156	82.9	26.539	101.8	1:50.006 (3)	79.63	0.083	18:12:59.860
10 -	34.343	82.8	49.218	81.4	26.644	101.9	1:50.205	79.48	0.282	18:14:50.065
11 -	34.432	82.8	48.948	80.8	26.598	103.0	1:49.978 (2)	79.65	0.055	18:16:40.043

2024 Ginetta Junior Championship

RACE 5 - ROUND 23 - SECTOR ANALYSIS



SECTOR 1 = FL to I1, SECTOR 2 = I1 to I2, SECTOR 3 = I2 to FL, DIFF = Difference To Personal Best Lap, P = Crossed Finish Line in Pit Lane, D = Time Disallowed

P9		11 R		Ruben DAN			Elite Motorsport				
IDEAL LAP TIME : 1:49.724		BEST LAP TIME : 1:49.859			DIFFERENCE : 0.135						
LAP	SECTOR 1	SECTOR 2		SECTOR 3		LAP TIME	MPH	DIFF	TIME OF DAY		
1 -		80.1	49.186	80.7	26.969	103.0	1:59.380	73.37	9.521	17:58:15.119	
2 -	34.604	82.8	48.953	81.8	26.622	103.4	1:50.179	79.50	0.320	18:00:05.298	
3 -	34.525	81.8	49.768	80.9	26.653	102.9	1:50.946	78.95	1.087	18:01:56.244	
4 -	34.540	82.3	50.352	80.7	26.919	101.3	1:51.811	78.34	1.952	18:03:48.055	
5 -	34.580	81.6	50.047	77.6	26.724	103.4	1:51.351	78.66	1.492	18:05:39.406	
6 -	34.357	82.5	49.157	81.1	26.548	102.1	1:50.062	79.59	0.203	18:07:29.468	
7 -	34.306	82.6	49.088	80.8	26.465	102.2	1:49.859 (1)	79.73		18:09:19.327	
8 -	34.789	83.0	49.408	80.6	26.599	103.0	1:50.796	79.06	0.937	18:11:10.123	
9 -	34.403	82.9	49.074	81.3	26.554	103.4	1:50.031 (3)	79.61	0.172	18:13:00.154	
10 -	34.385	83.1	49.081	79.1	26.828	102.9	1:50.294	79.42	0.435	18:14:50.448	
11 -	34.347	83.3	49.047	80.8	26.599	103.4	1:49.993 (2)	79.63	0.134	18:16:40.441	

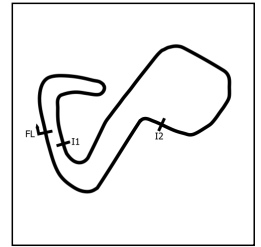
P10		31 J		Felix LIVESEY			MDD Racing				
IDEAL LAP TIME : 1:49.897		BEST LAP TIME : 1:50.012			DIFFERENCE : 0.115						
LAP	SECTOR 1	SECTOR 2		SECTOR 3		LAP TIME	MPH	DIFF	TIME OF DAY		
1 -		82.6	49.513	80.6	26.681	104.0	1:59.709	73.17	9.697	17:58:15.448	
2 -	34.944	82.6	49.226	81.3	26.613	101.3	1:50.783	79.07	0.771	18:00:06.231	
3 -	34.616	82.0	49.305	79.6	26.435	103.0	1:50.356	79.37	0.344	18:01:56.587	
4 -	34.743	82.8	50.069	81.0	27.213	102.9	1:52.025	78.19	2.013	18:03:48.612	
5 -	34.423	82.6	49.831	79.4	26.695	103.4	1:50.949	78.95	0.937	18:05:39.561	
6 -	34.666	82.2	49.278	82.1	26.538	101.6	1:50.482	79.28	0.470	18:07:30.043	
7 -	34.545	82.5	49.074	82.8	26.570	101.9	1:50.189 (3)	79.49	0.177	18:09:20.232	
8 -	34.486	82.9	49.243	81.3	26.465	102.9	1:50.194	79.49	0.182	18:11:10.426	
9 -	34.478	83.1	49.135	81.2	26.563	102.6	1:50.176 (2)	79.50	0.164	18:13:00.602	
10 -	34.579	82.7	49.196	80.9	26.540	102.4	1:50.315	79.40	0.303	18:14:50.917	
11 -	34.396	82.9	49.066	81.8	26.550	102.4	1:50.012 (1)	79.62		18:16:40.929	

P11		4 R		James ELLIS (F)			MDD Racing				
IDEAL LAP TIME : 1:50.170		BEST LAP TIME : 1:50.591			DIFFERENCE : 0.421						
LAP	SECTOR 1	SECTOR 2		SECTOR 3		LAP TIME	MPH	DIFF	TIME OF DAY		
1 -		83.0	50.174	80.9	26.548	103.7	2:00.098	72.93	9.507	17:58:15.837	
2 -	34.838	83.5	49.324	83.3	26.432	103.0	1:50.594 (2)	79.20	0.003	18:00:06.431	
3 -	34.656	82.8	49.381	83.6	26.791	101.5	1:50.828	79.03	0.237	18:01:57.259	
4 -	34.565	81.5	49.794	78.4	27.191	103.5	1:51.550	78.52	0.959	18:03:48.809	
5 -	34.681	82.4	49.693	82.2	26.598	103.7	1:50.972	78.93	0.381	18:05:39.781	
6 -	34.841	82.4	49.500	85.7	26.735	101.8	1:51.076	78.86	0.485	18:07:30.857	
7 -	34.541	82.7	49.721	83.3	26.730	101.0	1:50.992	78.92	0.401	18:09:21.849	
8 -	34.414	82.4	49.432	83.6	26.745	101.3	1:50.591 (1)	79.20		18:11:12.440	
9 -	34.518	82.2	49.510	84.3	26.620	101.0	1:50.648 (3)	79.16	0.057	18:13:03.088	
10 -	34.901	80.9	49.391	85.0	26.652	101.6	1:50.944	78.95	0.353	18:14:54.032	
11 -	34.633	81.5	49.459	82.5	26.759	101.8	1:50.851	79.02	0.260	18:16:44.883	

P12		75 R		Colin CRONIN			Fox Motorsport				
IDEAL LAP TIME : 1:50.003		BEST LAP TIME : 1:50.091			DIFFERENCE : 0.088						
LAP	SECTOR 1	SECTOR 2		SECTOR 3		LAP TIME	MPH	DIFF	TIME OF DAY		
1 -		82.0	50.221	78.2	27.630	100.4	2:02.224	71.67	12.133	17:58:17.963	
2 -	34.508	82.7	49.343	82.2	26.797	101.3	1:50.648	79.16	0.557	18:00:08.611	
3 -	34.429	82.6	49.373	80.9	26.581	102.2	1:50.383 (3)	79.35	0.292	18:01:58.994	
4 -	34.721	82.2	49.492	83.0	26.762	102.6	1:50.975	78.93	0.884	18:03:49.969	
5 -	34.444	83.0	49.284	78.6	27.101	102.6	1:50.829	79.03	0.738	18:05:40.798	
6 -	34.294	83.2	49.435	77.4	26.887	102.7	1:50.616	79.19	0.525	18:07:31.414	
7 -	34.674	83.4	49.343	79.8	27.858	101.2	1:51.875	78.30	1.784	18:09:23.289	
8 -	34.393	83.0	49.176	82.3	26.708	102.2	1:50.277 (2)	79.43	0.186	18:11:13.566	
9 -	34.303	83.2	49.128	82.5	26.660	102.9	1:50.091 (1)	79.56		18:13:03.657	
10 -	34.613	82.7	49.539	82.6	26.657	102.2	1:50.809	79.05	0.718	18:14:54.466	
11 -	34.532	83.2	49.279	79.7	26.838	103.0	1:50.649	79.16	0.558	18:16:45.115	

2024 Ginetta Junior Championship

RACE 5 - ROUND 23 - SECTOR ANALYSIS



SECTOR 1 = FL to I1, SECTOR 2 = I1 to I2, SECTOR 3 = I2 to FL, DIFF = Difference To Personal Best Lap, P = Crossed Finish Line in Pit Lane, D = Time Disallowed

P13 18 R		Torrin BYRNE (F)					Pace Performance			
IDEAL LAP TIME : 1:50.240		BEST LAP TIME : 1:50.326					DIFFERENCE : 0.086			
LAP	SECTOR 1	SECTOR 2		SECTOR 3		LAP TIME	MPH	DIFF	TIME OF DAY	
1 -		82.8	50.602	79.0	27.391	101.5	2:01.869	71.87	11.543	17:58:17.608
2 -	34.339	83.2	49.408	82.1	26.805	101.3	1:50.552	79.23	0.226	18:00:08.160
3 -	34.492	82.6	49.442	81.9	26.624	101.8	1:50.558	79.23	0.232	18:01:58.718
4 -	34.775	81.9	49.313	82.6	26.871	102.1	1:50.959	78.94	0.633	18:03:49.677
5 -	34.499	83.1	49.371	79.6	26.941	102.1	1:50.811	79.05	0.485	18:05:40.488
6 -	34.338	83.6	49.522	82.1	26.756	103.2	1:50.616	79.19	0.290	18:07:31.104
7 -	34.511	83.4	49.700	76.5	27.176	101.9	1:51.387	78.64	1.061	18:09:22.491
8 -	34.429	82.8	49.418	82.7	26.676	102.6	1:50.523 (3)	79.25	0.197	18:11:13.014
9 -	34.400	83.0	49.278	82.1	26.648	103.4	1:50.326 (1)	79.39		18:13:03.340
10 -	34.829	82.6	50.005	83.6	26.712	103.2	1:51.546	78.53	1.220	18:14:54.886
11 -	34.385	83.8	49.325	81.5	26.669	103.2	1:50.379 (2)	79.36	0.053	18:16:45.265

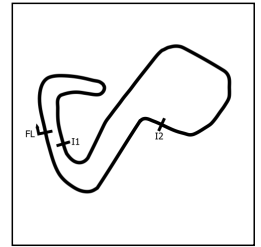
P14 5 R		Tom INGRAM HILL					R Racing			
IDEAL LAP TIME : 1:50.517		BEST LAP TIME : 1:50.935					DIFFERENCE : 0.418			
LAP	SECTOR 1	SECTOR 2		SECTOR 3		LAP TIME	MPH	DIFF	TIME OF DAY	
1 -		82.1	50.226	77.3	27.564	101.2	2:02.409	71.56	11.474	17:58:18.148
2 -	34.716	81.8	49.309	81.2	26.910	100.9	1:50.935 (1)	78.96		18:00:09.083
3 -	34.347	82.0	49.824	72.6	27.391	99.7	1:51.562	78.51	0.627	18:02:00.645
4 -	35.064	82.4	49.395	81.0	26.902	101.3	1:51.361	78.66	0.426	18:03:52.006
5 -	34.568	81.8	49.515	82.1	26.952	101.2	1:51.035 (3)	78.89	0.100	18:05:43.041
6 -	34.566	81.8	49.539	81.2	26.932	101.3	1:51.037	78.89	0.102	18:07:34.078
7 -	34.641	81.9	49.509	79.5	26.861	101.8	1:51.011 (2)	78.90	0.076	18:09:25.089
8 -	34.844	81.5	50.607	82.9	26.933	99.8	1:52.384	77.94	1.449	18:11:17.473
9 -	34.781	80.8	49.728	82.8	27.010	101.3	1:51.519	78.55	0.584	18:13:08.992
10 -	35.077	81.1	49.930	81.8	27.047	101.3	1:52.054	78.17	1.119	18:15:01.046
11 -	35.434	81.2	51.107	82.3	27.789	100.3	1:54.330	76.61	3.395	18:16:55.376

P15 28 J		Harry MOSS					R Racing			
IDEAL LAP TIME : 1:50.784		BEST LAP TIME : 1:51.011					DIFFERENCE : 0.227			
LAP	SECTOR 1	SECTOR 2		SECTOR 3		LAP TIME	MPH	DIFF	TIME OF DAY	
1 -		82.2	50.269	76.1	27.597	101.6	2:02.666	71.41	11.655	17:58:18.405
2 -	35.184	82.6	49.681	82.3	26.699	101.8	1:51.564	78.51	0.553	18:00:09.969
3 -	34.450	82.8	49.635	80.4	26.926	101.2	1:51.011 (1)	78.90		18:02:00.980
4 -	35.183	82.3	49.701	81.7	26.953	101.0	1:51.837	78.32	0.826	18:03:52.817
5 -	34.951	81.7	49.684	80.9	27.092	99.4	1:51.727	78.40	0.716	18:05:44.544
6 -	34.474	81.8	49.915	81.0	26.864	100.4	1:51.253	78.73	0.242	18:07:35.797
7 -	34.759	81.8	49.657	80.5	26.870	100.1	1:51.286	78.71	0.275	18:09:27.083
8 -	34.572	82.2	49.716	79.8	26.821	102.2	1:51.109 (2)	78.84	0.098	18:11:18.192
9 -	34.531	83.3	49.811	82.2	26.786	102.4	1:51.128 (3)	78.82	0.117	18:13:09.320
10 -	35.302	83.2	49.820	81.7	26.938	102.2	1:52.060	78.17	1.049	18:15:01.380
11 -	35.252	80.9	51.445	80.0	27.474	100.7	1:54.171	76.72	3.160	18:16:55.551

P16 53 R		Ethan CARNEY					Preptech UK			
IDEAL LAP TIME : 1:50.528		BEST LAP TIME : 1:50.792					DIFFERENCE : 0.264			
LAP	SECTOR 1	SECTOR 2		SECTOR 3		LAP TIME	MPH	DIFF	TIME OF DAY	
1 -		82.6	50.259	76.9	27.530	102.2	2:02.797	71.33	12.005	17:58:18.536
2 -	34.965	82.0	49.532	83.6	26.686	101.2	1:51.183	78.78	0.391	18:00:09.719
3 -	34.505	82.1	49.372	82.2	26.915	100.7	1:50.792 (1)	79.06		18:02:00.511
4 -	35.009	81.8	49.337	83.4	26.848	100.4	1:51.194	78.77	0.402	18:03:51.705
5 -	34.613	81.8	49.520	82.4	26.807	100.7	1:50.940 (2)	78.96	0.148	18:05:42.645
6 -	34.547	81.8	49.637	82.1	26.873	100.3	1:51.057 (3)	78.87	0.265	18:07:33.702
7 -	34.662	81.3	49.610	81.7	26.886	100.4	1:51.158	78.80	0.366	18:09:24.860
8 -	35.000	80.3	51.337	82.7	26.787	101.8	1:53.124	77.43	2.332	18:11:17.984
9 -	34.599	83.1	49.615	81.5	26.986	103.2	1:51.200	78.77	0.408	18:13:09.184
10 -	35.250	82.2	49.854	82.3	26.920	102.2	1:52.024	78.19	1.232	18:15:01.208
11 -	35.596	81.4	51.126	81.8	27.770	98.8	1:54.492	76.51	3.700	18:16:55.700

2024 Ginetta Junior Championship

RACE 5 - ROUND 23 - SECTOR ANALYSIS



SECTOR 1 = FL to I1, SECTOR 2 = I1 to I2, SECTOR 3 = I2 to FL, DIFF = Difference To Personal Best Lap, P = Crossed Finish Line in Pit Lane, D = Time Disallowed

P17 45 R		Jack ROBINSON (F)					Fox Motorsport			
IDEAL LAP TIME : 1:50.993		BEST LAP TIME : 1:51.228					DIFFERENCE : 0.235			
LAP	SECTOR 1	SECTOR 2		SECTOR 3		LAP TIME	MPH	DIFF	TIME OF DAY	
1 -		82.5	51.066	76.6	26.893	101.9	2:03.263	71.06	12.035	17:58:19.002
2 -	35.174	82.0	50.117	76.9	27.489	100.6	1:52.780	77.67	1.552	18:00:11.782
3 -	35.140	81.1	49.897	78.0	26.761	100.4	1:51.798	78.35	0.570	18:02:03.580
4 -	34.694	81.7	49.710	79.7	27.042	99.8	1:51.446	78.60	0.218	18:03:55.026
5 -	35.130	81.5	49.878	78.3	26.861	99.8	1:51.869	78.30	0.641	18:05:46.895
6 -	34.647	82.0	49.777	78.2	26.840	99.8	1:51.264 (2)	78.73	0.036	18:07:38.159
7 -	34.756	82.1	49.619	79.7	26.943	100.0	1:51.318	78.69	0.090	18:09:29.477
8 -	34.694	82.0	49.778	78.5	26.756	100.0	1:51.228 (1)	78.75		18:11:20.705
9 -	34.751	82.0	49.835	76.1	27.041	100.1	1:51.627	78.47	0.399	18:13:12.332
10 -	34.618	82.2	49.711	76.0	26.987	100.1	1:51.316 (3)	78.69	0.088	18:15:03.648
11 -	34.867	81.1	49.866	78.6	27.448	99.8	1:52.181	78.08	0.953	18:16:55.829

P18 50 J		Charlie HART					Elite Motorsport			
IDEAL LAP TIME : 1:48.988		BEST LAP TIME : 1:49.069					DIFFERENCE : 0.081			
LAP	SECTOR 1	SECTOR 2		SECTOR 3		LAP TIME	MPH	DIFF	TIME OF DAY	
1 -		84.9	49.663	83.8	26.626	103.4	1:57.361	74.63	8.292	17:58:13.100
2 -	33.993	83.5	48.661	82.2	26.451	103.0	1:49.105 (2)	80.28	0.036	18:00:02.205
3 -	33.942	84.0	48.621	83.2	26.506	102.9	1:49.069 (1)	80.31		18:01:51.274
4 -	34.214	83.6	49.546	80.7	26.477	102.9	1:50.237	79.46	1.168	18:03:41.511
5 -	34.124	83.7	48.909	80.7	26.425	103.7	1:49.458 (3)	80.02	0.389	18:05:30.969
6 -	34.326	83.4	48.834	85.1	27.283	103.4	1:50.443	79.31	1.374	18:07:21.412
7 -	36.078	82.6	50.139	79.7	27.052	101.9	1:53.269	77.33	4.200	18:09:14.681
8 -	34.670	83.5	49.375	81.4	26.763	101.9	1:50.808	79.05	1.739	18:11:05.489
9 -	34.788	82.7	49.420	81.3	IN PIT		2:22.123 P	61.63	33.054	18:13:27.612
10 -	OUTLAP	82.9	49.008	79.2	26.866	101.9	1:52.272	78.02	3.203	18:15:19.884
11 -	34.268	83.3	49.198	80.9	26.642	101.8	1:50.108	79.55	1.039	18:17:09.992

P19 23 J		Holly MIALL					Fox Motorsport			
IDEAL LAP TIME : 1:52.152		BEST LAP TIME : 1:52.796					DIFFERENCE : 0.644			
LAP	SECTOR 1	SECTOR 2		SECTOR 3		LAP TIME	MPH	DIFF	TIME OF DAY	
1 -		82.2	50.222	79.5	27.036	102.6	2:03.031	71.20	10.235	17:58:18.770
2 -	35.129	82.5	50.152	74.7	27.589	100.9	1:52.870 (3)	77.61	0.074	18:00:11.640
3 -	35.500	82.3	50.148	79.1	27.148	100.7	1:52.796 (1)	77.66		18:02:04.436
4 -	34.968	81.7	50.386	81.3	27.448	99.7	1:52.802 (2)	77.65	0.006	18:03:57.238
5 -	35.265	81.6	50.565	76.2	27.818	99.7	1:53.648	77.07	0.852	18:05:50.886
6 -	35.431	81.2	50.466	79.3	27.453	100.0	1:53.350	77.28	0.554	18:07:44.236
7 -	35.331	81.4	50.533	77.4	27.425	100.0	1:53.289	77.32	0.493	18:09:37.525
8 -	35.408	81.1	50.538	79.4	27.384	100.0	1:53.330	77.29	0.534	18:11:30.855
9 -	35.213	81.8	50.651	70.9	27.373	100.0	1:53.237	77.35	0.441	18:13:24.092
10 -	35.383	81.4	50.826	78.7	27.342	99.8	1:53.551	77.14	0.755	18:15:17.643
11 -	35.199	81.6	50.850	77.8	27.164	100.7	1:53.213	77.37	0.417	18:17:10.856

2024 Ginetta Junior Championship

RACE 5 - ROUND 23 - BEST SECTORS

SECTOR 1			SECTOR 2			SECTOR 3			IDEAL / BEST COMPARISON						
POS	NO	NAME	TIME	NO	NAME	TIME	NO	NAME	TIME	POS	NO	NAME	IDEAL	BEST	DIFF
												PERFECT LAP	1:48.700		
1	27	SLATER	33.852	90	FERNANDEZ	48.544	35	PHELPS	26.304	1	90	FERNANDEZ	1:48.752	1:48.919	0.167
2	26	JOSLYN	33.895	67	SAETER	48.590	90	FERNANDEZ	26.306	2	35	PHELPS	1:48.854	1:49.288	0.434
3	90	FERNANDEZ	33.902	35	PHELPS	48.612	25	JEFF-HALL	26.329	3	26	JOSLYN	1:48.878	1:48.948	0.070
4	67	SAETER	33.932	50	HART	48.621	26	JOSLYN	26.353	4	67	SAETER	1:48.914	1:48.984	0.070
5	35	PHELPS	33.938	26	JOSLYN	48.630	67	SAETER	26.392	5	50	HART	1:48.988	1:49.069	0.081
6	50	HART	33.942	27	SLATER	48.702	43	CLARK	26.405	6	27	SLATER	1:49.029	1:49.167	0.138
7	25	JEFF-HALL	34.114	25	JEFF-HALL	48.759	50	HART	26.425	7	25	JEFF-HALL	1:49.202	1:49.364	0.162
8	43	CLARK	34.241	43	CLARK	48.790	4	ELLIS (F)	26.432	8	43	CLARK	1:49.436	1:49.648	0.212
9	70	PETERS (F)	34.271	70	PETERS (F)	48.948	31	LIVESEY	26.435	9	11	DAN	1:49.724	1:49.859	0.135
10	75	CRONIN	34.294	11	DAN	48.953	11	DAN	26.465	10	70	PETERS (F)	1:49.758	1:49.923	0.165
11	11	DAN	34.306	31	LIVESEY	49.066	27	SLATER	26.475	11	31	LIVESEY	1:49.897	1:50.012	0.115
12	18	BYRNE (F)	34.338	75	CRONIN	49.128	70	PETERS (F)	26.539	12	75	CRONIN	1:50.003	1:50.091	0.088
13	5	INGRAM HILL	34.347	18	BYRNE (F)	49.278	75	CRONIN	26.581	13	4	ELLIS (F)	1:50.170	1:50.591	0.421
14	31	LIVESEY	34.396	5	INGRAM HILL	49.309	18	BYRNE (F)	26.624	14	18	BYRNE (F)	1:50.240	1:50.326	0.086
15	4	ELLIS (F)	34.414	4	ELLIS (F)	49.324	53	CARNEY	26.686	15	5	INGRAM HILL	1:50.517	1:50.935	0.418
16	28	MOSS	34.450	53	CARNEY	49.337	28	MOSS	26.699	16	53	CARNEY	1:50.528	1:50.792	0.264
17	53	CARNEY	34.505	45	ROBINSON (F)	49.619	45	ROBINSON (F)	26.756	17	28	MOSS	1:50.784	1:51.011	0.227
18	45	ROBINSON (F)	34.618	28	MOSS	49.635	5	INGRAM HILL	26.861	18	45	ROBINSON (F)	1:50.993	1:51.228	0.235
19	23	MIALL	34.968	23	MIALL	50.148	23	MIALL	27.036	19	23	MIALL	1:52.152	1:52.796	0.644

2024 Ginetta Junior Championship

RACE 5 - ROUND 23 - BEST SPEEDS

POS	INTERMEDIATE 1			INTERMEDIATE 2			FINISH LINE		
	NO	NAME	MPH	NO	NAME	MPH	NO	NAME	MPH
1	50	HART	84.9	35	PHELPS	86.4	43	CLARK	104.8
2	26	JOSLYN	84.7	4	ELLIS (F)	85.7	90	FERNANDEZ	104.0
3	43	CLARK	84.2	27	SLATER	85.5	31	LIVESEY	104.0
4	27	SLATER	84.0	50	HART	85.1	25	JEFF-HALL	103.8
5	90	FERNANDEZ	84.0	90	FERNANDEZ	84.7	26	JOSLYN	103.7
6	18	BYRNE (F)	83.8	67	SAETER	84.6	27	SLATER	103.7
7	25	JEFF-HALL	83.7	18	BYRNE (F)	83.6	4	ELLIS (F)	103.7
8	4	ELLIS (F)	83.5	53	CARNEY	83.6	50	HART	103.7
9	70	PETERS (F)	83.4	25	JEFF-HALL	83.5	11	DAN	103.4
10	75	CRONIN	83.4	26	JOSLYN	83.3	18	BYRNE (F)	103.4
11	11	DAN	83.3	70	PETERS (F)	83.1	53	CARNEY	103.2
12	28	MOSS	83.3	75	CRONIN	83.0	70	PETERS (F)	103.0
13	67	SAETER	83.1	5	INGRAM HILL	82.9	75	CRONIN	103.0
14	31	LIVESEY	83.1	31	LIVESEY	82.8	67	SAETER	102.9
15	53	CARNEY	83.1	28	MOSS	82.3	23	MIALL	102.6
16	35	PHELPS	83.0	43	CLARK	82.0	28	MOSS	102.4
17	45	ROBINSON (F)	82.5	11	DAN	81.8	35	PHELPS	102.1
18	23	MIALL	82.5	23	MIALL	81.3	45	ROBINSON (F)	101.9
19	5	INGRAM HILL	82.4	45	ROBINSON (F)	79.7	5	INGRAM HILL	101.8

2024 Ginetta Junior Championship

RACE 5 - ROUND 23 - STATISTICS

Competitors Started 19
Planned Start 2024-09-28 @ 18:05:00.000
Actual Start 2024-09-28 @ 17:56:15.738
Finish Time 2024-09-28 @ 18:16:29.242
Track Length 2.4332mi.
Total Laps 209
Total Distance Covered 508.5575mi.

Session Fastest Lap History

NO	CL	NAME	LAP TIME	TIME OF DAY	LAP	VEHICLE
35	ROOKIE	Isaac PHELPS	1:55.493	17:58:11.252	1	Elite Motorsport
35	ROOKIE	Isaac PHELPS	1:49.288	18:00:00.539	2	Elite Motorsport
26	JUNIOR	Henry JOSLYN	1:48.948	18:00:01.019	2	Preptech UK
90	JUNIOR	Chase FERNANDEZ	1:48.919	18:00:01.267	2	R Racing

Session Leader History

NO	CL	NAME	FROM LAP	LAPS LED	DISTANCE	VEHICLE
35	ROOKIE	Isaac PHELPS	1	11	26.76 miles	Elite Motorsport

Flag History

TYPE	TIME OF DAY
GREEN	17:56:15.738
FINISH	18:16:29.242

Flag Statistics

TYPE	COUNT	TOTAL LAPS	TOTAL TIME
Green	1	11	21:02.927
Red	0	0	0.000
Safety Car	0	0	0.000
FCY	0	0	0.000

2024 Ginetta Junior Championship

RACE 5 - ROUND 23 - STATISTICS

CLASS : JUNIOR

6 Starters

Fastest Lap History

NO	NAME	LAP TIME	TIME OF DAY	LAP	VEHICLE
26	Henry JOSLYN	1:56.309	17:58:12.071	1	Preptech UK
26	Henry JOSLYN	1:48.948	18:00:01.019	2	Preptech UK
90	Chase FERNANDEZ	1:48.919	18:00:01.267	2	R Racing

Leader History

NO	NAME	FROM LAP	LAPS LED	DISTANCE	VEHICLE
26	Henry JOSLYN	1	3	7.29 miles	Preptech UK
90	Chase FERNANDEZ	4	2	4.86 miles	R Racing
50	Charlie HART	6	1	2.43 miles	Elite Motorsport
26	Henry JOSLYN	7	5	12.16 miles	Preptech UK

2024 Ginetta Junior Championship

RACE 5 - ROUND 23 - STATISTICS

CLASS : ROOKIE

13 Starters

Fastest Lap History

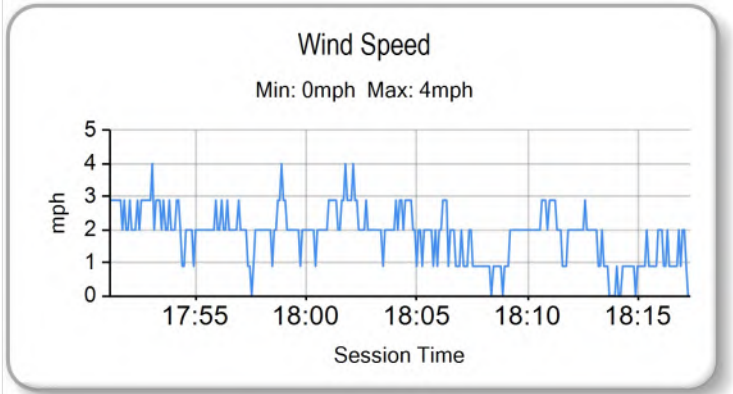
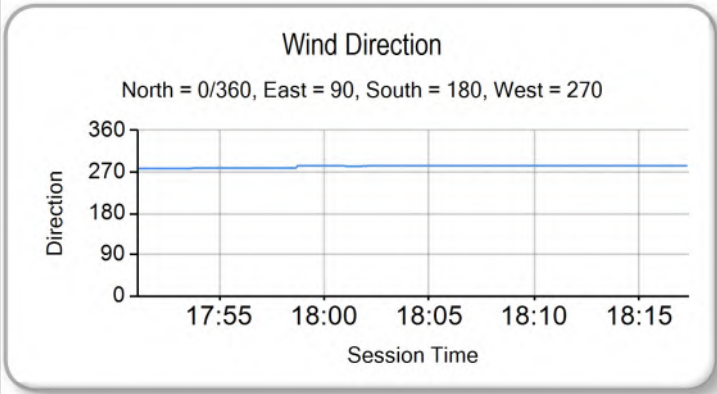
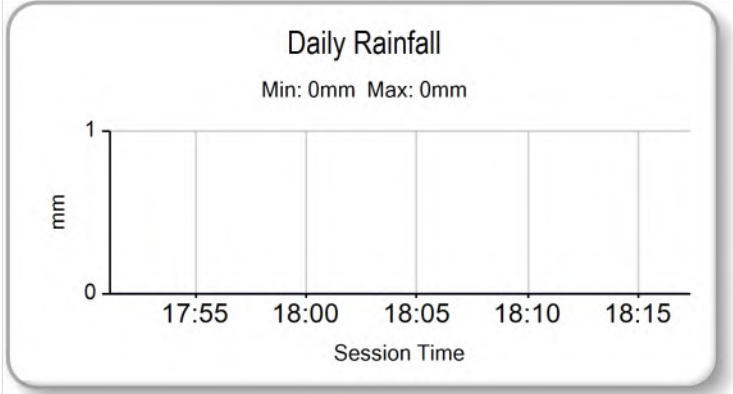
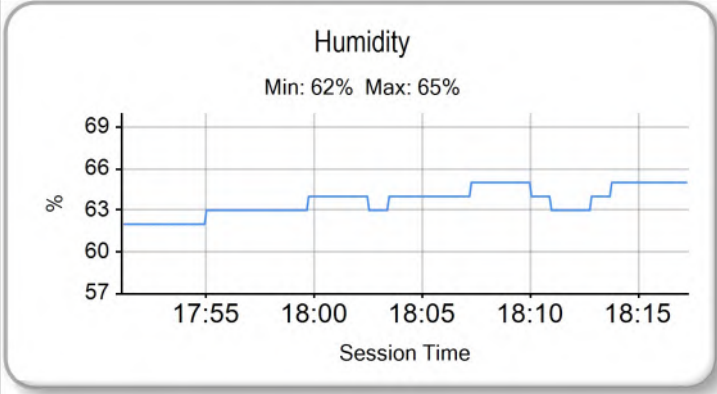
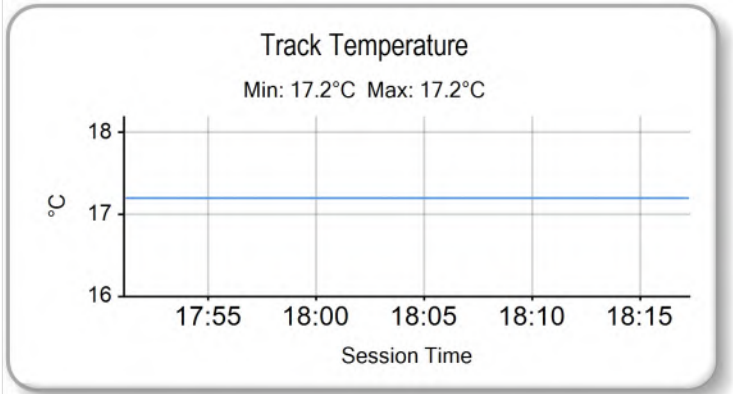
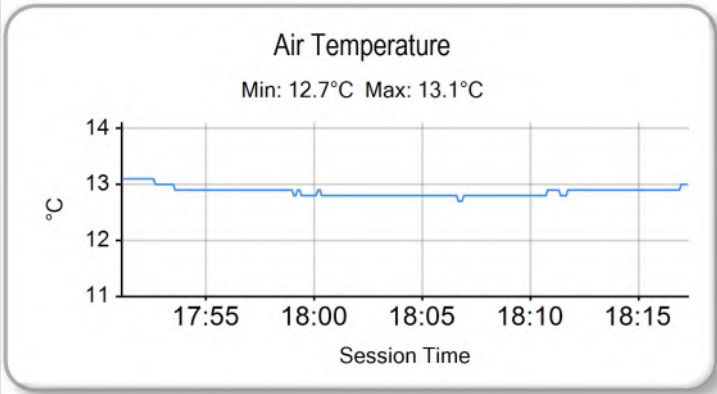
NO	NAME	LAP TIME	TIME OF DAY	LAP	VEHICLE
35	Isaac PHELPS	1:55.493	17:58:11.252	1	Elite Motorsport
35	Isaac PHELPS	1:49.288	18:00:00.539	2	Elite Motorsport
67	Marcus SAETER	1:48.984	18:00:01.888	2	R Racing

Leader History

NO	NAME	FROM LAP	LAPS LED	DISTANCE	VEHICLE
35	Isaac PHELPS	1	11	26.76 miles	Elite Motorsport

2024 Ginetta Junior Championship

RACE 5 - ROUND 23 - WEATHER CONDITIONS



2024 Ginetta Junior Championship

RACE 7 - ROUND 24 - GRID (20 minutes)

ROW 10	19	1:52.581	23	Holly MIALL	18	1:51.903	45	Jack ROBINSON (F)
ROW 9	17	1:51.661	28	Harry MOSS	16	1:51.217	31	Felix LIVESEY
ROW 8	15	1:51.136	53	Ethan CARNEY	14	1:50.958	5	Tom INGRAM HILL
ROW 7	13	1:49.764	27	Alfie SLATER	12	1:50.954	18	Torrin BYRNE (F)
ROW 6	11	1:50.823	75	Colin CRONIN	10	1:50.444	4	James ELLIS (F)
ROW 5	9	1:50.378	70	Jude PETERS (F)	8	1:50.302	43	Archie CLARK
ROW 4	7	1:50.271	25	Ethan JEFF-HALL	6	1:49.992	26	Henry JOSLYN
ROW 3	5	1:49.868	67	Marcus SAETER	4	1:49.808	50	Charlie HART
ROW 2	3	1:49.803	11	Ruben DAN	2	1:49.598	90	Chase FERNANDEZ
ROW 1	1	1:49.423	35	Isaac PHELPS				
Pole								

Comments:
Car 27 - 10 place grid position penalty for causing a collision in a previous race, Regulation Q12.21.4 refers.

These results are provisional until the conclusion of any judicial and technical matters.

Brands Hatch GP: 2.4332 miles

Clerk Of Course: Paul Levitt	Stewards:	Timekeeper: Gethin Rees	
------------------------------	-----------	-------------------------	--

Results can be found at www.tsl-timing.com

Printed - 09:05 Sunday, 29 September 2024

2024 Ginetta Junior Championship

RACE 7 - ROUND 24 - CLASSIFICATION

Race Distance: 11 Laps / 26.76 miles

POS	NO	CL	PIC	NAME	NAT	ENTRY	LAPS	TIME	GAP	DIFF	MPH	BEST	ON	GRD	↑↓
1	50	J	1	Charlie HART	GBR	Elite Motorsport	11	20:13.776			79.38	1:49.298	3	4	3
2	35	R	1	Isaac PHELPS	GBR	Elite Motorsport	11	20:15.156	1.380	1.380	79.29	1:49.271	3	1	-1
3	90	J	2	Chase FERNANDEZ	GBR	R Racing	11	20:15.296	1.520	0.140	79.28	1:48.910	7	2	-1
4	26	J	3	Henry JOSLYN	GBR	Preptech UK	11	20:15.303	1.527	0.007	79.28	1:49.079	3	6	2
5	67	R	2	Marcus SAETER	NOR	R Racing	11	20:15.441	1.665	0.138	79.27	1:48.986	2	5	0
6	43	R	3	Archie CLARK	GBR	Elite Motorsport	11	20:15.572	1.796	0.131	79.26	1:48.884	2	8	2
7	11	R	4	Ruben DAN	AUS	Elite Motorsport	11	20:16.505	2.729	0.933	79.20	1:48.956	2	3	-4
8	27	R	5	Alfie SLATER	GBR	R Racing	11	20:18.704	4.928	2.199	79.06	1:49.362	3	13	5
9	25	R	6	Ethan JEFF-HALL	GBR	R Racing	11	20:21.871	8.095	3.167	78.86	1:49.811	2	7	-2
10	70	R	7	Jude PETERS (F)	GBR	E3 Sport	11	20:22.033	8.257	0.162	78.85	1:49.676	3	9	-1
11	75	R	8	Colin CRONIN	IRL	Fox Motorsport	11	20:23.723	9.947	1.690	78.74	1:49.937	8	11	0
12	4	R	9	James ELLIS (F)	GBR	MDD Racing	11	20:23.935	10.159	0.212	78.72	1:49.602	2	10	-2
13	18	R	10	Torrin BYRNE (F)	GBR	Pace Performance	11	20:25.899	12.123	1.964	78.60	1:50.061	7	12	-1
14	31	J	4	Felix LIVESEY	GBR	MDD Racing	11	20:27.972	14.196	2.073	78.46	1:50.123	4	16	2
15	53	R	11	Ethan CARNEY	USA	Preptech UK	11	20:30.618	16.842	2.646	78.30	1:50.489	3	15	0
16	5	R	12	Tom INGRAM HILL	GBR	R Racing	11	20:33.093	19.317	2.475	78.14	1:50.434	3	14	-2
17	28*	J	5	Harry MOSS	GBR	R Racing	11	20:37.131	23.355	4.038	77.88	1:50.624	5	17	0
18	23	J	6	Holly MIALL	GBR	Fox Motorsport	11	20:47.538	33.762	10.407	77.23	1:51.476	3	19	1

NOT STARTED

NS	45	R		Jack ROBINSON (F)	GBR	Fox Motorsport									18
----	----	---	--	-------------------	-----	----------------	--	--	--	--	--	--	--	--	----

FASTEST LAP

43	R			Archie CLARK	GBR	Elite Motorsport	2	1:48.884			80.45 mph		129.47 kph
90	J			Chase FERNANDEZ	GBR	R Racing	7	1:48.910			80.43 mph		129.44 kph

Comments:

*Car 28 - 5 second time penalty for exceeding track limits

Weather / Track : Cloudy / Dry

These results are provisional until the conclusion of any judicial and technical matters.

Date: 29/09/2024 Start: 10:51 Finish: 11:11

Brands Hatch GP: 2.4332 miles

Clerk Of Course: Paul Levitt

Stewards:

Timekeeper: Gethin Rees



Results can be found at www.tsl-timing.com

Printed - 11:13 Sunday, 29 September 2024

2024 Ginetta Junior Championship

RACE 7 - ROUND 24 - LAP CHART

LAP 1 @ 10:53:10.169			LAP 2 @ 10:54:59.748			LAP 3 @ 10:56:49.019			LAP 4 @ 10:58:38.426			LAP 5 @ 11:00:29.413		
NO	BEHIND	LAP TIME	NO	BEHIND	LAP TIME	NO	BEHIND	LAP TIME	NO	BEHIND	LAP TIME	NO	BEHIND	LAP TIME
35		1:56.145	35		1:49.579	35		1:49.271	35		1:49.407	50		1:50.789
90	0.199	1:56.344	50	0.152	1:49.385	50	0.179	1:49.298	50	0.198	1:49.426	35	0.341	1:51.328
50	0.346	1:56.491	90	0.503	1:49.883	90	0.403	1:49.171	90	0.394	1:49.398	90	0.507	1:51.100
11	1.310	1:57.455	11	0.687	1:48.956	11	0.645	1:49.229	11	0.618	1:49.380	11	0.696	1:51.065
43	1.839	1:57.984	43	1.144	1:48.884	43	0.801	1:48.928	43	0.899	1:49.505	67	0.881	1:50.204
67	2.271	1:58.416	67	1.678	1:48.986	67	1.876	1:49.469	67	1.664	1:49.195	26	1.171	1:49.711
70	2.446	1:58.591	26	2.882	1:49.621	26	2.690	1:49.079	26	2.447	1:49.164	43	1.429	1:51.517
26	2.840	1:58.985	70	3.062	1:50.195	70	3.467	1:49.676	70	3.769	1:49.709	27	3.715	1:50.327
4	3.349	1:59.494	4	3.372	1:49.602	4	3.913	1:49.812	27	4.375	1:49.716	70	3.993	1:51.211
25	3.552	1:59.697	25	3.784	1:49.811	27	4.066	1:49.362	25	5.214	1:49.938	25	4.327	1:50.100
27	3.714	1:59.859	27	3.975	1:49.840	25	4.683	1:50.170	4	5.480	1:50.974	4	4.845	1:50.352
75	4.037	2:00.182	75	5.901	1:51.443	75	7.135	1:50.505	75	8.112	1:50.384	75	7.545	1:50.420
18	4.185	2:00.330	18	6.036	1:51.430	18	7.329	1:50.564	18	8.291	1:50.369	18	7.969	1:50.665
31	4.362	2:00.507	53	6.504	1:50.712	53	7.722	1:50.489	53	9.082	1:50.767	53	8.688	1:50.593
5	5.243	2:01.388	5	7.113	1:51.449	5	8.276	1:50.434	5	9.667	1:50.798	31	9.683	1:50.516
53	5.371	2:01.516	31	8.308	1:53.525	31	9.438	1:50.401	31	10.154	1:50.123	5	9.896	1:51.216
28	5.602	2:01.747	28	8.586	1:52.563	28	9.943	1:50.628	28	11.184	1:50.648	28	10.821	1:50.624
23	6.446	2:02.591	23	9.326	1:52.459	23	11.531	1:51.476	23	14.239	1:52.115	23	15.922	1:52.670

2024 Ginetta Junior Championship

RACE 7 - ROUND 24 - LAP CHART

LAP 6 @ 11:02:19.136			LAP 7 @ 11:04:08.754			LAP 8 @ 11:05:58.432			LAP 9 @ 11:07:48.160			LAP 10 @ 11:09:37.803		
NO	BEHIND	LAP TIME	NO	BEHIND	LAP TIME	NO	BEHIND	LAP TIME	NO	BEHIND	LAP TIME	NO	BEHIND	LAP TIME
50		1:49.723	50		1:49.618	50		1:49.678	50		1:49.728	50		1:49.643
35	0.274	1:49.656	35	0.239	1:49.583	35	0.253	1:49.692	35	0.218	1:49.693	35	0.257	1:49.682
67	0.908	1:49.750	67	0.542	1:49.252	67	0.416	1:49.552	67	0.543	1:49.855	90	0.539	1:49.474
26	1.159	1:49.711	90	1.160	1:48.910	90	0.638	1:49.156	90	0.708	1:49.798	26	0.864	1:49.635
90	1.868	1:51.084	26	1.613	1:50.072	26	1.197	1:49.262	26	0.872	1:49.403	67	0.998	1:50.098
43	2.023	1:50.317	43	2.060	1:49.655	43	1.518	1:49.136	43	1.014	1:49.224	43	1.213	1:49.842
11	2.473	1:51.500	11	2.377	1:49.522	11	2.360	1:49.661	11	2.644	1:50.012	11	2.950	1:49.949
27	4.145	1:50.153	27	4.425	1:49.898	27	4.892	1:50.145	27	4.866	1:49.702	27	5.098	1:49.875
70	4.300	1:50.030	70	4.672	1:49.990	70	5.140	1:50.146	70	5.692	1:50.280	25	7.317	1:51.072
25	4.465	1:49.861	25	4.890	1:50.043	25	5.333	1:50.121	25	5.888	1:50.283	70	7.488	1:51.439
4	5.555	1:50.433	4	6.539	1:50.602	4	7.314	1:50.453	4	8.580	1:50.994	4	9.648	1:50.711
75	7.859	1:50.037	75	8.534	1:50.293	75	8.793	1:49.937	75	9.066	1:50.001	75	9.845	1:50.422
18	8.390	1:50.144	18	8.833	1:50.061	18	9.530	1:50.375	18	10.744	1:50.942	18	11.787	1:50.686
31	10.584	1:50.624	31	11.565	1:50.599	31	12.401	1:50.514	31	12.874	1:50.201	31	13.635	1:50.404
53	10.623	1:51.658	53	12.137	1:51.132	53	13.014	1:50.555	53	14.119	1:50.833	53	15.653	1:51.177
5	11.384	1:51.211	28	12.851	1:50.713	28	14.291	1:51.118	28	15.532	1:50.969	28	17.479	1:51.590
28	11.756	1:50.658	5	13.298	1:51.532	5	14.690	1:51.070	5	15.732	1:50.770	5	18.030	1:51.941
23	18.434	1:52.235	23	21.484	1:52.668	23	24.470	1:52.664	23	27.572	1:52.830	23	30.794	1:52.865

2024 Ginetta Junior Championship

RACE 7 - ROUND 24 - LAP CHART

LAP 11 @ 11:11:27.800

NO	BEHIND	LAP TIME
50		1:49.997
35	1.380	1:51.120
90	1.520	1:50.978
26	1.527	1:50.660
67	1.665	1:50.664
43	1.796	1:50.580
11	2.729	1:49.776
27	4.928	1:49.827
25	8.095	1:50.775
70	8.257	1:50.766
75	9.947	1:50.099
4	10.159	1:50.508
18	12.123	1:50.333
31	14.196	1:50.558
53	16.842	1:51.186
28	18.355	1:50.873
5	19.317	1:51.284
23	33.762	1:52.965

2024 Ginetta Junior Championship

RACE 7 - ROUND 24 - POSITION CHART WITH INTERMEDIATES

No	Name	Lap		Intermediates																																	
		Pos	L0 - Int1-M	L0 - Int2-M	L1 - Finish	L1 - Int1-M	L1 - Int2-M	L2 - Finish	L2 - Int1-M	L2 - Int2-M	L3 - Finish	L3 - Int1-M	L3 - Int2-M	L4 - Finish	L4 - Int1-M	L4 - Int2-M	L5 - Finish	L5 - Int1-M	L5 - Int2-M	L6 - Finish	L6 - Int1-M	L6 - Int2-M	L7 - Finish	L7 - Int1-M	L7 - Int2-M	L8 - Finish	L8 - Int1-M	L8 - Int2-M	L9 - Finish	L9 - Int1-M	L9 - Int2-M	L10 - Finish	L10 - Int1-M	L10 - Int2-M			
35	PHELPS	1	35	35	35	35	35	35	35	35	35	35	35	35	35	35	35	35	35	35	35	35	35	35	35	35	35	35	35	35	35	35	35	35	35	35	35
90	FERNANDEZ	2	90	90	90	50	50	50	50	50	50	50	50	50	50	50	90	35	35	35	35	35	35	35	35	35	35	35	35	35	35	35	35	35	35	35	35
11	DAN	3	50	50	50	90	90	90	90	90	90	90	90	90	90	90	35	90	67	67	67	67	67	67	67	67	67	67	67	67	67	67	67	67	67	67	67
50	HART	4	11	11	11	11	11	11	11	11	11	11	11	11	11	11	11	26	26	26	26	26	26	90	90	90	90	90	90	90	90	90	90	26	26	26	26
67	SAETER	5	67	43	43	43	43	43	43	43	43	43	43	43	43	43	67	11	90	90	90	90	26	26	26	26	26	26	26	26	26	67	67	67	67	67	67
26	JOSLYN	6	25	67	67	67	67	67	67	67	67	67	67	67	67	67	26	90	43	43	43	43	43	43	43	43	43	43	43	43	43	43	43	43	43	43	43
25	JEFF-HALL	7	43	70	70	70	26	26	26	26	26	26	26	26	26	26	26	43	43	11	11	11	11	11	11	11	11	11	11	11	11	11	11	11	11	11	11
43	CLARK	8	26	4	26	26	70	70	70	70	70	70	70	70	70	70	27	27	27	27	27	27	27	27	27	27	27	27	27	27	27	27	27	27	27	27	27
70	PETERS (F)	9	70	26	4	4	4	4	4	4	4	4	27	27	27	27	27	70	70	70	70	70	70	70	70	70	70	70	70	70	70	70	70	25	25	25	25
4	ELLIS (F)	10	4	25	25	25	25	25	25	27	27	27	4	25	25	25	25	25	25	25	25	25	25	25	25	25	25	25	25	25	25	25	25	70	70	70	70
75	CRONIN	11	75	27	27	27	27	27	25	25	25	25	4	4	4	4	4	4	4	4	4	4	4	4	4	4	4	4	4	4	4	4	4	4	4	75	75
18	BYRNE (F)	12	27	75	75	75	75	75	75	75	75	75	75	75	75	75	75	75	75	75	75	75	75	75	75	75	75	75	75	75	75	75	75	75	75	4	4
27	SLATER	13	18	18	18	18	18	18	18	18	18	18	18	18	18	18	18	18	18	18	18	18	18	18	18	18	18	18	18	18	18	18	18	18	18	18	18
5	INGRAM HILL	14	5	31	31	31	53	53	53	53	53	53	53	53	53	53	53	53	53	31	31	31	31	31	31	31	31	31	31	31	31	31	31	31	31	31	31
53	CARNEY	15	31	5	5	53	5	5	5	5	5	5	5	5	5	5	5	31	31	31	53	53	53	53	53	53	53	53	53	53	53	53	53	53	53	53	53
31	LIVESEY	16	53	53	53	5	31	31	31	31	31	31	31	31	31	31	31	5	5	5	5	5	28	28	28	28	28	28	28	28	28	28	28	28	28	28	28
28	MOSS	17	28	28	28	28	28	28	28	28	28	28	28	28	28	28	28	28	28	28	28	28	5	5	5	5	5	5	5	5	5	5	5	5	5	5	5
45	ROBINSON (F)	18	23	23	23	23	23	23	23	23	23	23	23	23	23	23	23	23	23	23	23	23	23	23	23	23	23	23	23	23	23	23	23	23	23	23	
23	MIALL	19																																			

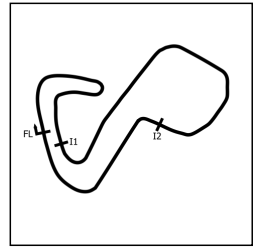
2024 Ginetta Junior Championship

RACE 7 - ROUND 24 - POSITION CHART WITH INTERMEDIATES

No	Name	Lap	
		Pos	L11 - Finish
35	PHELPS	1	50
90	FERNANDEZ	2	35
11	DAN	3	90
50	HART	4	26
67	SAETER	5	67
26	JOSLYN	6	43
25	JEFF-HALL	7	11
43	CLARK	8	27
70	PETERS (F)	9	25
4	ELLIS (F)	10	70
75	CRONIN	11	75
18	BYRNE (F)	12	4
27	SLATER	13	18
5	INGRAM HILL	14	31
53	CARNEY	15	53
31	LIVESEY	16	28
28	MOSS	17	5
45	ROBINSON (F)	18	23
23	MIALL	19	

2024 Ginetta Junior Championship

RACE 7 - ROUND 24 - SECTOR ANALYSIS



SECTOR 1 = FL to I1, SECTOR 2 = I1 to I2, SECTOR 3 = I2 to FL, DIFF = Difference To Personal Best Lap, P = Crossed Finish Line in Pit Lane, D = Time Disallowed

P1 50 J		Charlie HART					Elite Motorsport			
IDEAL LAP TIME : 1:49.013		BEST LAP TIME : 1:49.298					DIFFERENCE : 0.285			
LAP	SECTOR 1	SECTOR 2		SECTOR 3		LAP TIME	MPH	DIFF	TIME OF DAY	
1 -		83.6	49.092	82.9	26.170	103.8	1:56.491	75.19	7.193	10:53:10.515
2 -	34.348	84.0	48.787	82.1	26.250	103.0	1:49.385 (2)	80.08	0.087	10:54:59.900
3 -	34.069	84.5	48.873	82.1	26.356	103.2	1:49.298 (1)	80.14		10:56:49.198
4 -	34.099	84.2	48.890	83.0	26.437	102.7	1:49.426 (3)	80.05	0.128	10:58:38.624
5 -	34.133	84.3	49.804	78.0	26.852	100.7	1:50.789	79.06	1.491	11:00:29.413
6 -	34.269	83.0	49.014	82.6	26.440	101.3	1:49.723	79.83	0.425	11:02:19.136
7 -	34.056	83.5	49.056	82.3	26.506	101.0	1:49.618	79.91	0.320	11:04:08.754
8 -	34.187	83.6	49.025	83.0	26.466	101.3	1:49.678	79.86	0.380	11:05:58.432
9 -	34.287	83.8	48.882	82.5	26.559	101.5	1:49.728	79.83	0.430	11:07:48.160
10 -	34.306	83.2	48.877	82.3	26.460	101.3	1:49.643	79.89	0.345	11:09:37.803
11 -	34.251	83.5	49.013	82.5	26.733	98.8	1:49.997	79.63	0.699	11:11:27.800

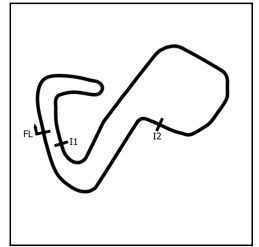
P2 35 R		Isaac PHELPS					Elite Motorsport			
IDEAL LAP TIME : 1:49.013		BEST LAP TIME : 1:49.271					DIFFERENCE : 0.258			
LAP	SECTOR 1	SECTOR 2		SECTOR 3		LAP TIME	MPH	DIFF	TIME OF DAY	
1 -		83.4	49.387	83.0	26.234	101.9	1:56.145	75.42	6.874	10:53:10.169
2 -	34.523	83.3	48.795	83.4	26.261	101.6	1:49.579 (3)	79.94	0.308	10:54:59.748
3 -	33.984	83.1	48.848	83.2	26.439	100.7	1:49.271 (1)	80.16		10:56:49.019
4 -	34.017	82.9	48.980	83.5	26.410	101.6	1:49.407 (2)	80.06	0.136	10:58:38.426
5 -	34.067	82.9	50.365	77.4	26.896	101.2	1:51.328	78.68	2.057	11:00:29.754
6 -	34.225	83.5	49.043	82.6	26.388	102.2	1:49.656	79.88	0.385	11:02:19.410
7 -	34.116	83.5	48.989	82.7	26.478	102.1	1:49.583	79.93	0.312	11:04:08.993
8 -	34.274	83.3	48.982	83.2	26.436	103.2	1:49.692	79.85	0.421	11:05:58.685
9 -	34.393	83.3	48.920	81.6	26.380	102.2	1:49.693	79.85	0.422	11:07:48.378
10 -	34.350	83.7	48.869	81.0	26.463	102.1	1:49.682	79.86	0.411	11:09:38.060
11 -	34.313	83.6	49.625	82.3	27.182	101.8	1:51.120	78.83	1.849	11:11:29.180

P3 90 J		Chase FERNANDEZ					R Racing			
IDEAL LAP TIME : 1:48.619		BEST LAP TIME : 1:48.910					DIFFERENCE : 0.291			
LAP	SECTOR 1	SECTOR 2		SECTOR 3		LAP TIME	MPH	DIFF	TIME OF DAY	
1 -		83.0	49.453	82.9	26.172	103.5	1:56.344	75.29	7.434	10:53:10.368
2 -	34.653	83.6	48.874	81.9	26.356	103.4	1:49.883	79.71	0.973	10:55:00.251
3 -	33.844	84.6	48.905	81.8	26.422	103.5	1:49.171 (3)	80.23	0.261	10:56:49.422
4 -	34.100	82.9	48.991	82.9	26.307	103.0	1:49.398	80.07	0.488	10:58:38.820
5 -	34.114	83.6	49.811	77.9	27.175	99.8	1:51.100	78.84	2.190	11:00:29.920
6 -	35.437	83.1	49.253	83.4	26.394	102.4	1:51.084	78.85	2.174	11:02:21.004
7 -	33.952	83.8	48.603	83.0	26.355	102.6	1:48.910 (1)	80.43		11:04:09.914
8 -	33.933	83.8	48.803	81.7	26.420	104.0	1:49.156 (2)	80.25	0.246	11:05:59.070
9 -	34.440	84.0	48.925	82.0	26.433	104.3	1:49.798	79.78	0.888	11:07:48.868
10 -	34.111	83.5	48.817	80.6	26.546	103.2	1:49.474	80.01	0.564	11:09:38.342
11 -	34.244	83.8	49.465	83.4	27.269	103.0	1:50.978	78.93	2.068	11:11:29.320

P4 26 J		Henry JOSLYN					Preptech UK			
IDEAL LAP TIME : 1:48.977		BEST LAP TIME : 1:49.079					DIFFERENCE : 0.102			
LAP	SECTOR 1	SECTOR 2		SECTOR 3		LAP TIME	MPH	DIFF	TIME OF DAY	
1 -		83.7	49.444		26.758	103.5	1:58.985	73.62	9.906	10:53:13.009
2 -	34.028	85.7	49.246	83.5	26.347	101.8	1:49.621	79.91	0.542	10:55:02.630
3 -	33.983	84.5	48.780	83.5	26.316	101.6	1:49.079 (1)	80.30		10:56:51.709
4 -	34.083	84.3	48.780	83.4	26.301	101.9	1:49.164 (2)	80.24	0.085	10:58:40.873
5 -	33.988	84.2	48.971	82.2	26.752	103.7	1:49.711	79.84	0.632	11:00:30.584
6 -	34.411	84.4	49.065	83.7	26.235	102.9	1:49.711	79.84	0.632	11:02:20.295
7 -	34.230	83.9	48.759	84.5	27.083	102.4	1:50.072	79.58	0.993	11:04:10.367
8 -	34.038	84.5	48.922	83.1	26.302	102.1	1:49.262 (3)	80.17	0.183	11:05:59.629
9 -	34.105	84.9	48.888	80.0	26.410	104.2	1:49.403	80.06	0.324	11:07:49.032
10 -	34.426	84.6	48.778	84.7	26.431	104.2	1:49.635	79.90	0.556	11:09:38.667
11 -	34.507	84.3	49.031	79.0	27.122	101.5	1:50.660	79.15	1.581	11:11:29.327

2024 Ginetta Junior Championship

RACE 7 - ROUND 24 - SECTOR ANALYSIS



SECTOR 1 = FL to I1, SECTOR 2 = I1 to I2, SECTOR 3 = I2 to FL, DIFF = Difference To Personal Best Lap, P = Crossed Finish Line in Pit Lane, D = Time Disallowed

P5 67 R		Marcus SAETER					R Racing			
IDEAL LAP TIME : 1:48.986		BEST LAP TIME : 1:48.986					DIFFERENCE : 0.000			
LAP	SECTOR 1	SECTOR 2		SECTOR 3		LAP TIME	MPH	DIFF	TIME OF DAY	
1 -		83.7	50.358	83.3	26.547	102.6	1:58.416	73.97	9.430	10:53:12.440
2 -	33.965	83.3	48.640	83.1	26.381	102.7	1:48.986 (1)	80.37		10:55:01.426
3 -	34.100	83.0	48.938	82.7	26.431	101.8	1:49.469	80.02	0.483	10:56:50.895
4 -	34.052	82.7	48.707	83.7	26.436	102.2	1:49.195 (2)	80.22	0.209	10:58:40.090
5 -	34.054	82.9	49.060	82.1	27.090	103.8	1:50.204	79.48	1.218	11:00:30.294
6 -	34.456	82.4	48.889	84.0	26.405	101.9	1:49.750	79.81	0.764	11:02:20.044
7 -	34.094	83.1	48.763	84.3	26.395	102.6	1:49.252 (3)	80.18	0.266	11:04:09.296
8 -	34.171	83.4	48.998	82.6	26.383	103.4	1:49.552	79.96	0.566	11:05:58.848
9 -	34.421	83.5	48.952	84.7	26.482	104.5	1:49.855	79.74	0.869	11:07:48.703
10 -	35.029	83.6	48.677	84.9	26.392	104.5	1:50.098	79.56	1.112	11:09:38.801
11 -	34.758	83.4	48.774	78.9	27.132	101.9	1:50.664	79.15	1.678	11:11:29.465

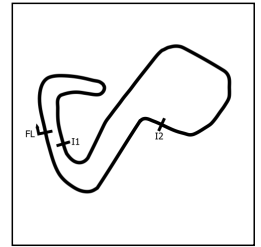
P6 43 R		Archie CLARK					Elite Motorsport			
IDEAL LAP TIME : 1:48.749		BEST LAP TIME : 1:48.884					DIFFERENCE : 0.135			
LAP	SECTOR 1	SECTOR 2		SECTOR 3		LAP TIME	MPH	DIFF	TIME OF DAY	
1 -		84.8	49.517	81.4	26.362	102.9	1:57.984	74.24	9.100	10:53:12.008
2 -	33.912	84.7	48.660	80.8	26.312	103.5	1:48.884 (1)	80.45		10:55:00.892
3 -	34.005	84.6	48.709	81.3	26.214	104.5	1:48.928 (2)	80.41	0.044	10:56:49.820
4 -	34.209	84.3	48.981	80.5	26.315	103.4	1:49.505	79.99	0.621	10:58:39.325
5 -	34.132	84.3	49.712	76.6	27.673	102.9	1:51.517	78.55	2.633	11:00:30.842
6 -	34.689	83.6	49.276	80.3	26.352	103.4	1:50.317	79.40	1.433	11:02:21.159
7 -	34.230	83.5	48.920	83.0	26.505	103.4	1:49.655	79.88	0.771	11:04:10.814
8 -	34.126	84.0	48.687	81.7	26.323	103.5	1:49.136 (3)	80.26	0.252	11:05:59.950
9 -	34.278	84.0	48.623	79.4	26.323	104.0	1:49.224	80.20	0.340	11:07:49.174
10 -	34.799	83.7	48.755	81.6	26.288	104.0	1:49.842	79.74	0.958	11:09:39.016
11 -	34.792	84.5	48.713	77.5	27.075	103.5	1:50.580	79.21	1.696	11:11:29.596

P7 11 R		Ruben DAN					Elite Motorsport			
IDEAL LAP TIME : 1:48.948		BEST LAP TIME : 1:48.956					DIFFERENCE : 0.008			
LAP	SECTOR 1	SECTOR 2		SECTOR 3		LAP TIME	MPH	DIFF	TIME OF DAY	
1 -		81.1	49.885	82.3	26.340	101.6	1:57.455	74.57	8.499	10:53:11.479
2 -	33.986	83.3	48.762	81.6	26.208	103.7	1:48.956 (1)	80.39		10:55:00.435
3 -	33.978	84.0	48.908	83.4	26.343	103.7	1:49.229 (2)	80.19	0.273	10:56:49.664
4 -	34.117	82.8	48.963	81.2	26.300	103.4	1:49.380 (3)	80.08	0.424	10:58:39.044
5 -	34.156	82.8	49.774	77.8	27.135	102.9	1:51.065	78.87	2.109	11:00:30.109
6 -	35.121	82.5	49.926	80.1	26.453	102.1	1:51.500	78.56	2.544	11:02:21.609
7 -	34.135	83.4	48.834	82.5	26.553	102.1	1:49.522	79.98	0.566	11:04:11.131
8 -	34.256	83.1	49.028	82.6	26.377	101.8	1:49.661	79.88	0.705	11:06:00.792
9 -	34.202	82.9	49.358	80.8	26.452	101.3	1:50.012	79.62	1.056	11:07:50.804
10 -	34.281	82.5	49.214	82.6	26.454	101.3	1:49.949	79.67	0.993	11:09:40.753
11 -	34.179	82.6	49.189	82.5	26.408	102.2	1:49.776	79.79	0.820	11:11:30.529

P8 27 R		Alfie SLATER					R Racing			
IDEAL LAP TIME : 1:49.298		BEST LAP TIME : 1:49.362					DIFFERENCE : 0.064			
LAP	SECTOR 1	SECTOR 2		SECTOR 3		LAP TIME	MPH	DIFF	TIME OF DAY	
1 -		83.0	49.352	84.9	26.669	103.2	1:59.859	73.08	10.497	10:53:13.883
2 -	34.338	84.2	48.943	79.9	26.559	103.8	1:49.840	79.75	0.478	10:55:03.723
3 -	34.143	83.5	48.873	83.7	26.346	103.5	1:49.362 (1)	80.09		10:56:53.085
4 -	34.164	82.9	49.055	84.2	26.497	102.4	1:49.716 (3)	79.84	0.354	10:58:42.801
5 -	34.079	83.3	49.092	85.8	27.156	100.9	1:50.327	79.39	0.965	11:00:33.128
6 -	34.542	82.6	48.901	84.5	26.710	101.5	1:50.153	79.52	0.791	11:02:23.281
7 -	34.206	82.7	49.046	82.9	26.646	101.6	1:49.898	79.70	0.536	11:04:13.179
8 -	34.178	83.3	48.953	83.9	27.014	101.2	1:50.145	79.53	0.783	11:06:03.324
9 -	34.196	83.2	48.931	82.2	26.575	101.0	1:49.702 (2)	79.85	0.340	11:07:53.026
10 -	34.185	82.9	49.019	84.3	26.671	100.9	1:49.875	79.72	0.513	11:09:42.901
11 -	34.261	83.0	48.955	83.7	26.611	101.9	1:49.827	79.76	0.465	11:11:32.728

2024 Ginetta Junior Championship

RACE 7 - ROUND 24 - SECTOR ANALYSIS



SECTOR 1 = FL to I1, SECTOR 2 = I1 to I2, SECTOR 3 = I2 to FL, DIFF = Difference To Personal Best Lap, P = Crossed Finish Line in Pit Lane, D = Time Disallowed

P9		25 R		Ethan JEFF-HALL			R Racing			
IDEAL LAP TIME : 1:49.508		BEST LAP TIME : 1:49.811			DIFFERENCE : 0.303					
LAP	SECTOR 1	SECTOR 2	SECTOR 3	LAP TIME	MPH	DIFF	TIME OF DAY			
1 -		83.8	50.807	78.4	27.017	103.2	1:59.697	73.18	9.886	10:53:13.721
2 -	34.302	83.7	48.964	80.1	26.545	102.9	1:49.811 (1)	79.77		10:55:03.532
3 -	34.577	83.6	49.058	80.4	26.535	101.6	1:50.170	79.51	0.359	10:56:53.702
4 -	34.239	83.5	49.216	81.6	26.483	101.8	1:49.938 (3)	79.67	0.127	10:58:43.640
5 -	34.277	82.7	49.403	80.8	26.420	102.6	1:50.100	79.56	0.289	11:00:33.740
6 -	34.525	82.2	49.031	81.8	26.305	103.8	1:49.861 (2)	79.73	0.050	11:02:23.601
7 -	34.482	83.8	49.025	82.6	26.536	102.7	1:50.043	79.60	0.232	11:04:13.644
8 -	34.535	83.7	49.077	79.7	26.509	103.4	1:50.121	79.54	0.310	11:06:03.765
9 -	34.525	84.4	49.112	82.1	26.646	100.9	1:50.283	79.43	0.472	11:07:54.048
10 -	34.715	83.9	49.721	81.2	26.636	100.6	1:51.072	78.86	1.261	11:09:45.120
11 -	34.818	82.6	49.485	82.4	26.472	101.5	1:50.775	79.07	0.964	11:11:35.895

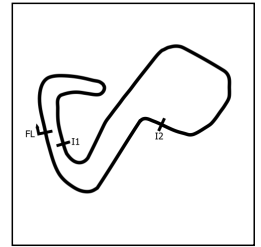
P10		70 R		Jude PETERS (F)			E3 Sport			
IDEAL LAP TIME : 1:49.486		BEST LAP TIME : 1:49.676			DIFFERENCE : 0.190					
LAP	SECTOR 1	SECTOR 2	SECTOR 3	LAP TIME	MPH	DIFF	TIME OF DAY			
1 -		82.8	49.069	81.6	26.574	104.3	1:58.591	73.86	8.915	10:53:12.615
2 -	34.271	83.8	49.536	81.5	26.388	103.4	1:50.195	79.49	0.519	10:55:02.810
3 -	34.240	83.7	48.998	80.5	26.438	101.8	1:49.676 (1)	79.87		10:56:52.486
4 -	34.147	83.0	49.167	82.9	26.395	101.5	1:49.709 (2)	79.84	0.033	10:58:42.195
5 -	34.278	82.8	49.434	79.6	27.499	102.6	1:51.211	78.76	1.535	11:00:33.406
6 -	34.494	83.1	48.951	83.5	26.585	103.2	1:50.030	79.61	0.354	11:02:23.436
7 -	34.399	83.5	49.044	83.5	26.547	102.4	1:49.990 (3)	79.64	0.314	11:04:13.426
8 -	34.565	83.0	49.097	80.3	26.484	102.6	1:50.146	79.52	0.470	11:06:03.572
9 -	34.549	83.5	49.105	83.7	26.626	101.3	1:50.280	79.43	0.604	11:07:53.852
10 -	34.689	82.9	50.258	82.5	26.492	102.9	1:51.439	78.60	1.763	11:09:45.291
11 -	34.784	81.7	49.569	82.4	26.413	102.9	1:50.766	79.08	1.090	11:11:36.057

P11		75 R		Colin CRONIN			Fox Motorsport			
IDEAL LAP TIME : 1:49.756		BEST LAP TIME : 1:49.937			DIFFERENCE : 0.181					
LAP	SECTOR 1	SECTOR 2	SECTOR 3	LAP TIME	MPH	DIFF	TIME OF DAY			
1 -		81.9	49.837	80.7	26.681	103.5	2:00.182	72.88	10.245	10:53:14.206
2 -	34.586	83.1	49.456	70.2	27.401	100.6	1:51.443	78.60	1.506	10:55:05.649
3 -	34.543	83.4	49.281	82.1	26.681	102.2	1:50.505	79.27	0.568	10:56:56.154
4 -	34.390	83.4	49.355	81.9	26.639	101.3	1:50.384	79.35	0.447	10:58:46.538
5 -	34.464	83.0	49.323	81.4	26.633	100.6	1:50.420	79.33	0.483	11:00:36.958
6 -	34.305	83.2	49.076	82.9	26.656	100.7	1:50.037 (3)	79.60	0.100	11:02:26.995
7 -	34.441	83.0	49.233	82.5	26.619	101.0	1:50.293	79.42	0.356	11:04:17.288
8 -	34.353	83.3	48.951	83.4	26.633	100.9	1:49.937 (1)	79.68		11:06:07.225
9 -	34.326	83.3	49.105	82.3	26.570	102.2	1:50.001 (2)	79.63	0.064	11:07:57.226
10 -	34.284	83.6	49.382	81.1	26.756	102.9	1:50.422	79.33	0.485	11:09:47.648
11 -	34.235	82.9	49.214	82.6	26.650	101.2	1:50.099	79.56	0.162	11:11:37.747

P12		4 R		James ELLIS (F)			MDD Racing			
IDEAL LAP TIME : 1:49.536		BEST LAP TIME : 1:49.602			DIFFERENCE : 0.066					
LAP	SECTOR 1	SECTOR 2	SECTOR 3	LAP TIME	MPH	DIFF	TIME OF DAY			
1 -		82.4	48.985	83.3	27.338	103.7	1:59.494	73.30	9.892	10:53:13.518
2 -	34.269	83.4	48.842	84.4	26.491	103.2	1:49.602 (1)	79.92		10:55:03.120
3 -	34.348	83.3	49.039	85.7	26.425	103.2	1:49.812 (2)	79.77	0.210	10:56:52.932
4 -	34.634	83.3	49.808	84.3	26.532	101.9	1:50.974	78.93	1.372	10:58:43.906
5 -	34.511	82.6	49.226	85.1	26.615	101.3	1:50.352 (3)	79.38	0.750	11:00:34.258
6 -	34.369	82.9	49.454	83.9	26.610	101.2	1:50.433	79.32	0.831	11:02:24.691
7 -	34.423	82.7	49.425	84.4	26.754	101.0	1:50.602	79.20	1.000	11:04:15.293
8 -	34.405	82.4	49.493	84.6	26.555	100.7	1:50.453	79.30	0.851	11:06:05.746
9 -	34.368	82.5	50.009	85.7	26.617	101.0	1:50.994	78.92	1.392	11:07:56.740
10 -	34.492	82.8	49.491	85.8	26.728	101.8	1:50.711	79.12	1.109	11:09:47.451
11 -	34.880	82.9	49.122	86.1	26.506	103.0	1:50.508	79.26	0.906	11:11:37.959

2024 Ginetta Junior Championship

RACE 7 - ROUND 24 - SECTOR ANALYSIS



SECTOR 1 = FL to I1, SECTOR 2 = I1 to I2, SECTOR 3 = I2 to FL, DIFF = Difference To Personal Best Lap, P = Crossed Finish Line in Pit Lane, D = Time Disallowed

P13 18 R		Torrin BYRNE (F)					Pace Performance			
IDEAL LAP TIME : 1:49.840		BEST LAP TIME : 1:50.061					DIFFERENCE : 0.221			
LAP	SECTOR 1	SECTOR 2		SECTOR 3		LAP TIME	MPH	DIFF	TIME OF DAY	
1 -		82.4	49.766	83.2	26.538	104.5	2:00.330	72.79	10.269	10:53:14.354
2 -	34.793	82.7	49.927	84.4	26.710	103.7	1:51.430	78.61	1.369	10:55:05.784
3 -	34.724	83.9	49.195	80.8	26.645	103.2	1:50.564	79.22	0.503	10:56:56.348
4 -	34.603	83.4	49.293	83.6	26.473	103.0	1:50.369	79.36	0.308	10:58:46.717
5 -	34.613	83.2	49.475	82.5	26.577	102.2	1:50.665	79.15	0.604	11:00:37.382
6 -	34.252	83.7	49.346	83.8	26.546	102.2	1:50.144 (2)	79.53	0.083	11:02:27.526
7 -	34.268	83.8	49.210	84.4	26.583	102.6	1:50.061 (1)	79.59		11:04:17.587
8 -	34.325	83.6	49.149	85.4	26.901	101.6	1:50.375	79.36	0.314	11:06:07.962
9 -	34.568	83.4	49.595	83.2	26.779	100.7	1:50.942	78.95	0.881	11:07:58.904
10 -	34.434	82.3	49.520	83.2	26.732	100.9	1:50.686	79.14	0.625	11:09:49.590
11 -	34.218	82.7	49.524	84.0	26.591	102.1	1:50.333 (3)	79.39	0.272	11:11:39.923

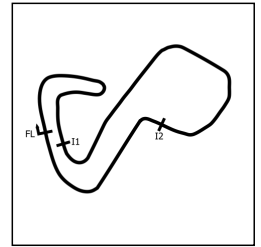
P14 31 J		Felix LIVESEY					MDD Racing			
IDEAL LAP TIME : 1:49.878		BEST LAP TIME : 1:50.123					DIFFERENCE : 0.245			
LAP	SECTOR 1	SECTOR 2		SECTOR 3		LAP TIME	MPH	DIFF	TIME OF DAY	
1 -		81.0	49.764	84.8	26.368	103.2	2:00.507	72.69	10.384	10:53:14.531
2 -	34.762	81.6	52.064	81.5	26.699	99.4	1:53.525	77.16	3.402	10:55:08.056
3 -	34.445	82.7	49.503	83.9	26.453	100.6	1:50.401 (3)	79.34	0.278	10:56:58.457
4 -	34.410	82.4	49.277	83.4	26.436	101.6	1:50.123 (1)	79.54		10:58:48.580
5 -	34.403	82.4	49.107	82.2	27.006	99.7	1:50.516	79.26	0.393	11:00:39.096
6 -	34.461	82.6	49.134	76.0	27.029	98.9	1:50.624	79.18	0.501	11:02:29.720
7 -	34.509	81.7	49.254	83.1	26.836	98.9	1:50.599	79.20	0.476	11:04:20.319
8 -	34.504	82.1	49.196	84.2	26.814	98.9	1:50.514	79.26	0.391	11:06:10.833
9 -	34.408	82.5	49.158	84.4	26.635	99.7	1:50.201 (2)	79.48	0.078	11:08:01.034
10 -	34.572	81.9	49.280	82.8	26.552	99.7	1:50.404	79.34	0.281	11:09:51.438
11 -	34.509	82.0	49.402	78.9	26.647	99.8	1:50.558	79.23	0.435	11:11:41.996

P15 53 R		Ethan CARNEY					Preptech UK			
IDEAL LAP TIME : 1:49.932		BEST LAP TIME : 1:50.489					DIFFERENCE : 0.557			
LAP	SECTOR 1	SECTOR 2		SECTOR 3		LAP TIME	MPH	DIFF	TIME OF DAY	
1 -		82.3	49.826	79.0	26.933	102.7	2:01.516	72.08	11.027	10:53:15.540
2 -	35.116	82.0	49.085	83.5	26.511	101.8	1:50.712	79.12	0.223	10:55:06.252
3 -	34.656	82.5	49.202	82.4	26.631	101.8	1:50.489 (1)	79.28		10:56:56.741
4 -	34.542	82.7	49.509	83.1	26.716	100.9	1:50.767	79.08	0.278	10:58:47.508
5 -	34.525	82.4	49.304	82.9	26.764	100.9	1:50.593 (3)	79.20	0.104	11:00:38.101
6 -	34.336	82.6	50.038	76.7	27.284	99.7	1:51.658	78.45	1.169	11:02:29.759
7 -	34.921	82.5	49.340	83.3	26.871	100.7	1:51.132	78.82	0.643	11:04:20.891
8 -	34.484	82.3	49.284	83.6	26.787	100.9	1:50.555 (2)	79.23	0.066	11:06:11.446
9 -	34.547	82.4	49.539	83.0	26.747	100.7	1:50.833	79.03	0.344	11:08:02.279
10 -	34.534	82.2	49.675	84.2	26.968	100.0	1:51.177	78.79	0.688	11:09:53.456
11 -	34.646	82.0	49.456	82.4	27.084	99.8	1:51.186	78.78	0.697	11:11:44.642

P16 5 R		Tom INGRAM HILL					R Racing			
IDEAL LAP TIME : 1:50.268		BEST LAP TIME : 1:50.434					DIFFERENCE : 0.166			
LAP	SECTOR 1	SECTOR 2		SECTOR 3		LAP TIME	MPH	DIFF	TIME OF DAY	
1 -		81.6	50.272	80.6	26.969	100.4	2:01.388	72.16	10.954	10:53:15.412
2 -	35.441	82.3	49.252	81.3	26.756	100.3	1:51.449	78.59	1.015	10:55:06.861
3 -	34.395	82.6	49.194	82.0	26.845	100.7	1:50.434 (1)	79.32		10:56:57.295
4 -	34.336	82.4	49.579	82.3	26.883	101.0	1:50.798 (3)	79.06	0.364	10:58:48.093
5 -	34.383	82.4	49.386	84.6	27.447	100.4	1:51.216	78.76	0.782	11:00:39.309
6 -	34.642	81.8	49.580	81.0	26.989	100.4	1:51.211	78.76	0.777	11:02:30.520
7 -	34.616	82.3	50.133	79.1	26.783	101.3	1:51.532	78.54	1.098	11:04:22.052
8 -	34.502	82.2	49.830	81.4	26.738	101.5	1:51.070	78.86	0.636	11:06:13.122
9 -	34.457	82.4	49.553	79.3	26.760	101.6	1:50.770 (2)	79.08	0.336	11:08:03.892
10 -	34.617	81.7	50.254	82.6	27.070	100.9	1:51.941	78.25	1.507	11:09:55.833
11 -	34.688	81.6	49.699	81.2	26.897	100.9	1:51.284	78.71	0.850	11:11:47.117

2024 Ginetta Junior Championship

RACE 7 - ROUND 24 - SECTOR ANALYSIS



SECTOR 1 = FL to I1, SECTOR 2 = I1 to I2, SECTOR 3 = I2 to FL, DIFF = Difference To Personal Best Lap, P = Crossed Finish Line in Pit Lane, D = Time Disallowed

P17 28 J Harry MOSS		R Racing								
IDEAL LAP TIME : 1:50.268		BEST LAP TIME : 1:50.624								
		DIFFERENCE : 0.356								
LAP	SECTOR 1	SECTOR 2	SECTOR 3	LAP TIME	MPH	DIFF	TIME OF DAY			
1 -	81.9	49.584	79.5	26.979	102.2	2:01.747	71.95	11.123	10:53:15.771	
2 -	35.455	82.5	50.559	82.1	26.549	101.6	1:52.563	77.82	1.939	10:55:08.334
3 -	34.508	83.1	49.518	83.6	26.602	101.2	1:50.628 (2)	79.18	0.004	10:56:58.962
4 -	34.411	82.6	49.671	82.0	26.566	100.9	1:50.648 (3)	79.16	0.024	10:58:49.610
5 -	34.328	82.7	49.505	83.5	26.791	101.0	1:50.624 (1)	79.18		11:00:40.234
6 -	34.649	82.7	49.570	82.4	26.439	102.4	1:50.658	79.16	0.034	11:02:30.892
7 -	34.417	83.6	49.644	83.6	26.652	100.9	1:50.713	79.12	0.089	11:04:21.605
8 -	34.502	82.9	49.921	82.5	26.695	100.7	1:51.118	78.83	0.494	11:06:12.723
9 -	34.378	83.0	49.733	83.6	26.858	100.4	1:50.969	78.93	0.345	11:08:03.692
10 -	34.324	83.1	50.545	82.5	26.721	100.3	1:51.590	78.50	0.966	11:09:55.282
11 -	34.377	82.5	49.610	84.0	26.886	101.0	1:50.873	79.00	0.249	11:11:46.155

P18 23 J Holly MIALL		Fox Motorsport								
IDEAL LAP TIME : 1:51.349		BEST LAP TIME : 1:51.476								
		DIFFERENCE : 0.127								
LAP	SECTOR 1	SECTOR 2	SECTOR 3	LAP TIME	MPH	DIFF	TIME OF DAY			
1 -	82.0	49.688	81.8	26.797	101.3	2:02.591	71.45	11.115	10:53:16.615	
2 -	34.885	83.0	50.631	77.1	26.943	100.7	1:52.459	77.89	0.983	10:55:09.074
3 -	34.864	82.5	49.732	80.7	26.880	100.3	1:51.476 (1)	78.58		10:57:00.550
4 -	35.150	81.6	49.947	81.3	27.018	99.5	1:52.115 (2)	78.13	0.639	10:58:52.665
5 -	35.124	81.9	50.303	79.8	27.243	99.7	1:52.670	77.74	1.194	11:00:45.335
6 -	34.973	82.4	50.117	79.6	27.145	100.0	1:52.235 (3)	78.04	0.759	11:02:37.570
7 -	35.066	82.0	50.420	82.1	27.182	99.5	1:52.668	77.74	1.192	11:04:30.238
8 -	35.169	82.1	50.251	80.0	27.244	99.7	1:52.664	77.75	1.188	11:06:22.902
9 -	35.239	82.2	50.409	79.7	27.182	100.0	1:52.830	77.63	1.354	11:08:15.732
10 -	35.238	82.0	50.448	78.0	27.179	99.7	1:52.865	77.61	1.389	11:10:08.597
11 -	35.187	81.9	50.301	81.6	27.477	99.5	1:52.965	77.54	1.489	11:12:01.562

2024 Ginetta Junior Championship

RACE 7 - ROUND 24 - BEST SECTORS

SECTOR 1			SECTOR 2			SECTOR 3			IDEAL / BEST COMPARISON						
POS	NO	NAME	TIME	NO	NAME	TIME	NO	NAME	TIME	POS	NO	NAME	IDEAL	BEST	DIFF
												PERFECT LAP	1:48.617		
1	90	FERNANDEZ	33.844	90	FERNANDEZ	48.603	50	HART	26.170	1	90	FERNANDEZ	1:48.619	1:48.910	0.291
2	43	CLARK	33.912	43	CLARK	48.623	90	FERNANDEZ	26.172	2	43	CLARK	1:48.749	1:48.884	0.135
3	67	SAETER	33.965	67	SAETER	48.640	11	DAN	26.208	3	11	DAN	1:48.948	1:48.956	0.008
4	11	DAN	33.978	26	JOSLYN	48.759	43	CLARK	26.214	4	26	JOSLYN	1:48.977	1:49.079	0.102
5	26	JOSLYN	33.983	11	DAN	48.762	35	PHELPS	26.234	5	67	SAETER	1:48.986	1:48.986	0.000
6	35	PHELPS	33.984	50	HART	48.787	26	JOSLYN	26.235	6	50	HART	1:49.013	1:49.298	0.285
7	50	HART	34.056	35	PHELPS	48.795	25	JEFF-HALL	26.305	7	35	PHELPS	1:49.013	1:49.271	0.258
8	27	SLATER	34.079	4	ELLIS (F)	48.842	27	SLATER	26.346	8	27	SLATER	1:49.298	1:49.362	0.064
9	70	PETERS (F)	34.147	27	SLATER	48.873	31	LIVESEY	26.368	9	70	PETERS (F)	1:49.486	1:49.676	0.190
10	18	BYRNE (F)	34.218	70	PETERS (F)	48.951	67	SAETER	26.381	10	25	JEFF-HALL	1:49.508	1:49.811	0.303
11	75	CRONIN	34.235	75	CRONIN	48.951	70	PETERS (F)	26.388	11	4	ELLIS (F)	1:49.536	1:49.602	0.066
12	25	JEFF-HALL	34.239	25	JEFF-HALL	48.964	4	ELLIS (F)	26.425	12	75	CRONIN	1:49.756	1:49.937	0.181
13	4	ELLIS (F)	34.269	53	CARNEY	49.085	28	MOSS	26.439	13	18	BYRNE (F)	1:49.840	1:50.061	0.221
14	28	MOSS	34.324	31	LIVESEY	49.107	18	BYRNE (F)	26.473	14	31	LIVESEY	1:49.878	1:50.123	0.245
15	53	CARNEY	34.336	18	BYRNE (F)	49.149	53	CARNEY	26.511	15	53	CARNEY	1:49.932	1:50.489	0.557
16	5	INGRAM HILL	34.336	5	INGRAM HILL	49.194	75	CRONIN	26.570	16	5	INGRAM HILL	1:50.268	1:50.434	0.166
17	31	LIVESEY	34.403	28	MOSS	49.505	5	INGRAM HILL	26.738	17	28	MOSS	1:50.268	1:50.624	0.356
18	23	MIALL	34.864	23	MIALL	49.688	23	MIALL	26.797	18	23	MIALL	1:51.349	1:51.476	0.127

2024 Ginetta Junior Championship

RACE 7 - ROUND 24 - BEST SPEEDS

POS	INTERMEDIATE 1			INTERMEDIATE 2			FINISH LINE		
	NO	NAME	MPH	NO	NAME	MPH	NO	NAME	MPH
1	26	JOSLYN	85.7	4	ELLIS (F)	86.1	67	SAETER	104.5
2	43	CLARK	84.8	27	SLATER	85.8	43	CLARK	104.5
3	90	FERNANDEZ	84.6	18	BYRNE (F)	85.4	18	BYRNE (F)	104.5
4	50	HART	84.5	67	SAETER	84.9	90	FERNANDEZ	104.3
5	25	JEFF-HALL	84.4	31	LIVESEY	84.8	70	PETERS (F)	104.3
6	27	SLATER	84.2	26	JOSLYN	84.7	26	JOSLYN	104.2
7	11	DAN	84.0	5	INGRAM HILL	84.6	50	HART	103.8
8	18	BYRNE (F)	83.9	53	CARNEY	84.2	27	SLATER	103.8
9	70	PETERS (F)	83.8	28	MOSS	84.0	25	JEFF-HALL	103.8
10	35	PHELPS	83.7	70	PETERS (F)	83.7	11	DAN	103.7
11	67	SAETER	83.7	35	PHELPS	83.5	4	ELLIS (F)	103.7
12	75	CRONIN	83.6	90	FERNANDEZ	83.4	75	CRONIN	103.5
13	28	MOSS	83.6	11	DAN	83.4	35	PHELPS	103.2
14	4	ELLIS (F)	83.4	75	CRONIN	83.4	31	LIVESEY	103.2
15	23	MIALL	83.0	50	HART	83.0	53	CARNEY	102.7
16	31	LIVESEY	82.7	43	CLARK	83.0	28	MOSS	102.4
17	53	CARNEY	82.7	25	JEFF-HALL	82.6	5	INGRAM HILL	101.6
18	5	INGRAM HILL	82.6	23	MIALL	82.1	23	MIALL	101.3
19									

2024 Ginetta Junior Championship

RACE 7 - ROUND 24 - STATISTICS

Competitors Started 18
Planned Start 2024-09-29 @ 10:55:00.000
Actual Start 2024-09-29 @ 10:51:14.023
Finish Time 2024-09-29 @ 11:11:26.173
Track Length 2.4332mi.
Total Laps 198
Total Distance Covered 481.7913mi.

Session Fastest Lap History

NO	CL	NAME	LAP TIME	TIME OF DAY	LAP	VEHICLE
35	ROOKIE	Isaac PHELPS	1:56.145	10:53:10.188	1	Elite Motorsport
35	ROOKIE	Isaac PHELPS	1:49.579	10:54:59.766	2	Elite Motorsport
50	JUNIOR	Charlie HART	1:49.385	10:54:59.920	2	Elite Motorsport
11	ROOKIE	Ruben DAN	1:48.956	10:55:00.454	2	Elite Motorsport
43	ROOKIE	Archie CLARK	1:48.884	10:55:00.912	2	Elite Motorsport

Session Leader History

NO	CL	NAME	FROM LAP	LAPS LED	DISTANCE	VEHICLE
35	ROOKIE	Isaac PHELPS	1	4	9.73 miles	Elite Motorsport
50	JUNIOR	Charlie HART	5	7	17.03 miles	Elite Motorsport

Flag History

TYPE	TIME OF DAY
GREEN	10:51:14.023
FINISH	11:11:26.173

Flag Statistics

TYPE	COUNT	TOTAL LAPS	TOTAL TIME
Green	1	11	21:05.758
Red	0	0	0.000
Safety Car	0	0	0.000
FCY	0	0	0.000

2024 Ginetta Junior Championship

RACE 7 - ROUND 24 - STATISTICS

CLASS : JUNIOR

6 Starters

Fastest Lap History

NO	NAME	LAP TIME	TIME OF DAY	LAP	VEHICLE
90	Chase FERNANDEZ	1:56.344	10:53:10.311	1	R Racing
50	Charlie HART	1:49.385	10:54:59.920	2	Elite Motorsport
50	Charlie HART	1:49.298	10:56:49.218	3	Elite Motorsport
90	Chase FERNANDEZ	1:49.171	10:56:49.442	3	R Racing
26	Henry JOSLYN	1:49.079	10:56:51.733	3	Preptech UK
90	Chase FERNANDEZ	1:48.910	11:04:09.934	7	R Racing

Leader History

NO	NAME	FROM LAP	LAPS LED	DISTANCE	VEHICLE
90	Chase FERNANDEZ	1	1	2.43 miles	R Racing
50	Charlie HART	2	10	24.33 miles	Elite Motorsport

2024 Ginetta Junior Championship

RACE 7 - ROUND 24 - STATISTICS

CLASS : ROOKIE

12 Starters

Fastest Lap History

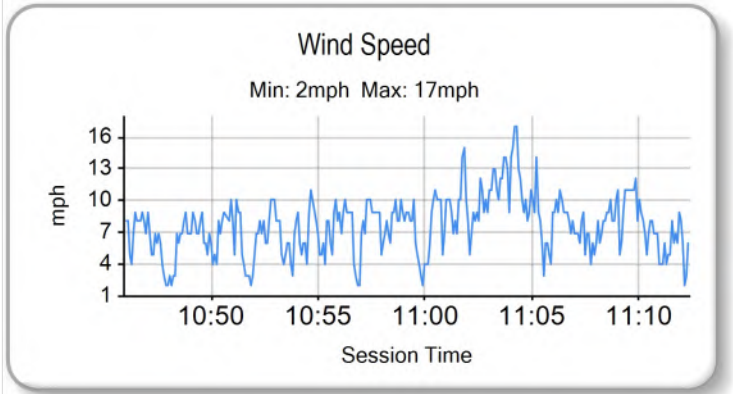
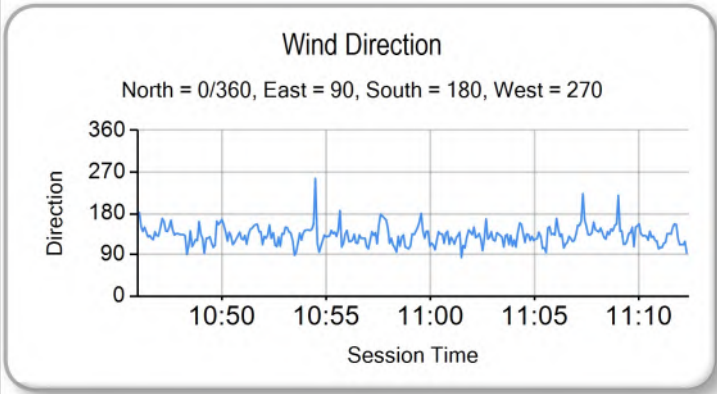
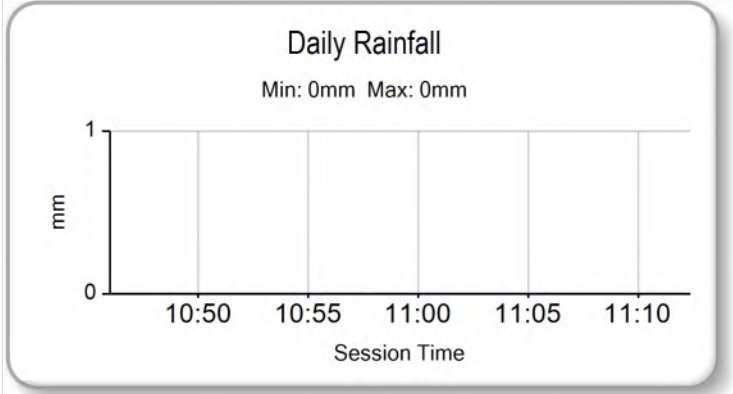
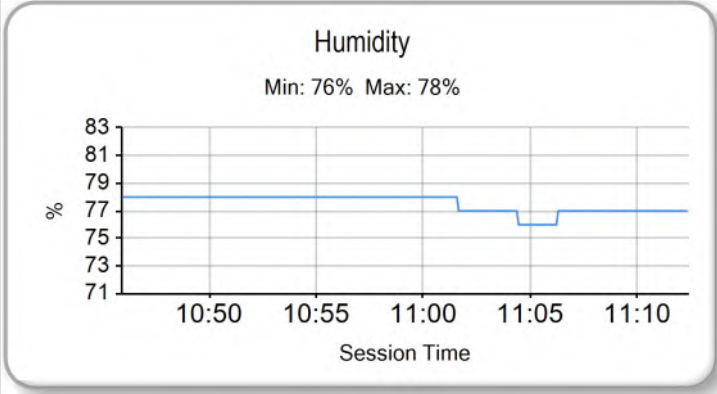
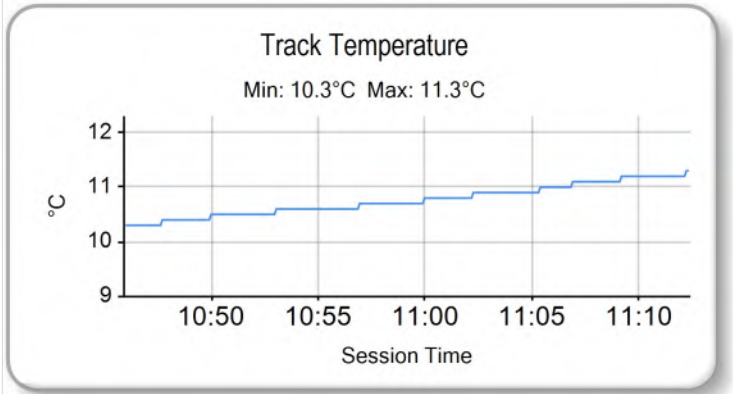
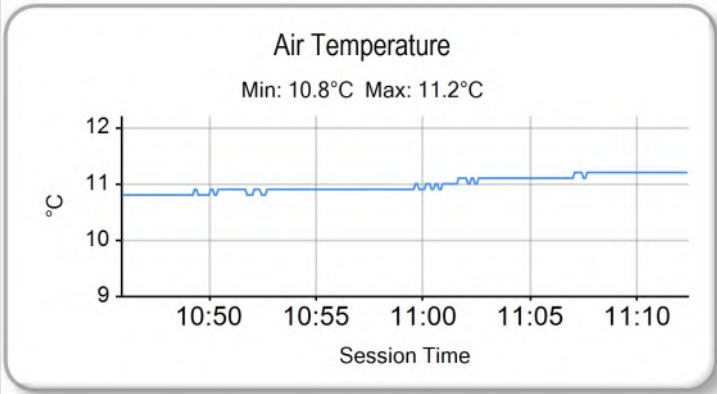
NO	NAME	LAP TIME	TIME OF DAY	LAP	VEHICLE
35	Isaac PHELPS	1:56.145	10:53:10.188	1	Elite Motorsport
35	Isaac PHELPS	1:49.579	10:54:59.766	2	Elite Motorsport
11	Ruben DAN	1:48.956	10:55:00.454	2	Elite Motorsport
43	Archie CLARK	1:48.884	10:55:00.912	2	Elite Motorsport

Leader History

NO	NAME	FROM LAP	LAPS LED	DISTANCE	VEHICLE
35	Isaac PHELPS	1	11	26.76 miles	Elite Motorsport

2024 Ginetta Junior Championship

RACE 7 - ROUND 24 - WEATHER CONDITIONS



2024 Ginetta Junior Championship

RACE 13 - ROUND 25 - GRID (20 minutes)

ROW 10	19	45 Jack ROBINSON (F)	18	23 Holly MIALL
ROW 9	17	28 Harry MOSS	16	5 Tom INGRAM HILL
ROW 8	15	53 Ethan CARNEY	14	31 Felix LIVESEY
ROW 7	13	18 Torrin BYRNE (F)	12	4 James ELLIS (F)
ROW 6	11	75 Colin CRONIN	10	70 Jude PETERS (F)
ROW 5	9	25 Ethan JEFF-HALL	8	27 Alfie SLATER
ROW 4	7	11 Ruben DAN	6	43 Archie CLARK
ROW 3	5	67 Marcus SAETER	4	26 Henry JOSLYN
ROW 2	3	90 Chase FERNANDEZ	2	35 Isaac PHELPS
ROW 1	1	50 Charlie HART		

Pole

These results are provisional until the conclusion of any judicial and technical matters.

Brands Hatch GP: 2.4332 miles

Clerk Of Course: Paul Levitt	Stewards:	Timekeeper: Gethin Rees	
------------------------------	-----------	-------------------------	--

Results can be found at www.tsl-timing.com

Printed - 13:27 Sunday, 29 September 2024

2024 Ginetta Junior Championship

RACE 13 - ROUND 25 - CLASSIFICATION - AMENDED

Race Distance: 11 Laps / 26.76 miles

POS	NO	CL	PIC	NAME	NAT	ENTRY	LAPS	TIME	GAP	DIFF	MPH	BEST	ON	GRD	↑↓
1	26	J	1	Henry JOSLYN	GBR	Preptech UK	11	20:23.177			78.77	1:49.322	3	4	3
2	50	J	2	Charlie HART	GBR	Elite Motorsport	11	20:23.316	0.139	0.139	78.76	1:49.131	3	1	-1
3	90	J	3	Chase FERNANDEZ	GBR	R Racing	11	20:24.804	1.627	1.488	78.67	1:48.556	3	3	0
4	67	R	1	Marcus SAETER	NOR	R Racing	11	20:24.844	1.667	0.040	78.66	1:49.982	3	5	1
5	11	R	2	Ruben DAN	AUS	Elite Motorsport	11	20:24.972	1.795	0.128	78.66	1:49.534	3	7	2
6	27	R	3	Alfie SLATER	GBR	R Racing	11	20:26.729	3.552	1.757	78.54	1:49.491	5	8	2
7	35	R	4	Isaac PHELPS	GBR	Elite Motorsport	11	20:27.946	4.769	1.217	78.47	1:49.131	4	2	-5
8	31	J	4	Felix LIVESEY	GBR	MDD Racing	11	20:28.237	5.060	0.291	78.45	1:50.003	5	14	6
9	70	R	5	Jude PETERS (F)	GBR	E3 Sport	11	20:29.364	6.187	1.127	78.38	1:49.783	3	10	1
10	18	R	6	Torrin BYRNE (F)	GBR	Pace Performance	11	20:29.497	6.320	0.133	78.37	1:50.457	2	13	3
11	4	R	7	James ELLIS (F)	GBR	MDD Racing	11	20:30.442	7.265	0.945	78.31	1:50.492	5	12	1
12	75*	R	8	Colin CRONIN	IRL	Fox Motorsport	11	20:29.173			78.39	1:49.970	4	11	-1
13	5	R	9	Tom INGRAM HILL	GBR	R Racing	11	20:31.588	8.411		78.23	1:50.610	10	16	3
14	53	R	10	Ethan CARNEY	USA	Preptech UK	11	20:31.623	8.446	0.035	78.23	1:50.320	10	15	1
15	43	R	11	Archie CLARK	GBR	Elite Motorsport	11	20:32.051	8.874	0.428	78.20	1:49.177	3	6	-9
16	28	J	5	Harry MOSS	GBR	R Racing	11	20:37.594	14.417	5.543	77.85	1:51.310	5	17	1
17	45	R	12	Jack ROBINSON (F)	GBR	Fox Motorsport	11	20:43.080	19.903	5.486	77.51	1:50.818	2	19	2
18	23*	J	6	Holly MIALL	GBR	Fox Motorsport	11	21:00.068	36.891	16.988	76.47	1:52.437	2	18	0

NOT STARTED

NS	25	R		Ethan JEFF-HALL	GBR	R Racing									9
----	----	---	--	-----------------	-----	----------	--	--	--	--	--	--	--	--	---

FASTEST LAP

90	J			Chase FERNANDEZ	GBR	R Racing	3	1:48.556			80.69 mph		129.86 kph		
35	R			Isaac PHELPS	GBR	Elite Motorsport	4	1:49.131			80.26 mph		129.18 kph		

Comments:

*Car 75 - 3 place position penalty for gaining an unfair advantage, Regulation C2.3 refers.

*Car 23 - 5 second time penalty for exceeding track limits.

Weather / Track : Cloudy / Dry

These results are provisional until the conclusion of any judicial and technical matters.

Date: 29/09/2024 Start: 16:20 Finish: 16:40

Brands Hatch GP: 2.4332 miles

Clerk Of Course: Paul Levitt	Stewards:	Timekeeper: Gethin Rees	
------------------------------	-----------	-------------------------	--

Results can be found at www.tsl-timing.com

Printed - 19:01 Sunday, 29 September 2024

2024 Ginetta Junior Championship

RACE 13 - ROUND 25 - LAP CHART

LAP 1 @ 16:21:58.528			LAP 2 @ 16:23:48.479			LAP 3 @ 16:25:37.610			LAP 4 @ 16:27:28.096			LAP 5 @ 16:29:19.668		
NO	BEHIND	LAP TIME	NO	BEHIND	LAP TIME	NO	BEHIND	LAP TIME	NO	BEHIND	LAP TIME	NO	BEHIND	LAP TIME
50		1:55.373	50		1:49.951	50		1:49.131	50		1:50.486	90		1:51.444
35	0.201	1:55.574	90	0.736	1:50.105	90	0.161	1:48.556	90	0.128	1:50.453	26	0.101	1:51.237
26	0.369	1:55.742	26	1.037	1:50.619	26	1.228	1:49.322	26	0.436	1:49.694	50	0.238	1:51.810
90	0.582	1:55.955	43	1.376	1:50.146	43	1.422	1:49.177	43	0.628	1:49.692	43	0.269	1:51.213
43	1.181	1:56.554	27	2.814	1:50.195	35	3.453	1:49.576	35	2.098	1:49.131	35	0.407	1:49.881
67	1.712	1:57.085	35	3.008	1:52.758	27	3.750	1:50.067	27	2.796	1:49.532	27	0.715	1:49.491
27	2.570	1:57.943	11	4.085	1:51.237	11	4.488	1:49.534	11	3.778	1:49.776	11	1.854	1:49.648
11	2.799	1:58.172	70	4.265	1:51.260	70	4.917	1:49.783	67	5.180	1:50.408	67	3.667	1:50.059
70	2.956	1:58.329	67	4.407	1:52.646	67	5.258	1:49.982	31	5.415	1:50.390	31	3.846	1:50.003
4	3.322	1:58.695	31	4.617	1:51.006	31	5.511	1:50.025	75	6.014	1:49.970	75	4.459	1:50.017
75	3.344	1:58.717	75	4.899	1:51.506	75	6.530	1:50.762	70	6.184	1:51.753	70	4.651	1:50.039
31	3.562	1:58.935	4	5.248	1:51.877	18	6.947	1:50.636	18	7.033	1:50.572	18	5.953	1:50.492
53	4.910	2:00.283	18	5.442	1:50.457	4	6.979	1:50.862	53	7.177	1:50.478	4	6.256	1:50.492
18	4.936	2:00.309	53	5.576	1:50.617	53	7.185	1:50.740	4	7.336	1:50.843	53	6.926	1:51.321
5	5.070	2:00.443	5	6.202	1:51.083	5	8.077	1:51.006	5	8.766	1:51.175	5	8.006	1:50.812
28	5.444	2:00.817	45	6.778	1:50.818	28	10.604	1:51.426	28	11.482	1:51.364	28	11.220	1:51.310
45	5.911	2:01.284	28	8.309	1:52.816	23	12.409	1:52.545	45	14.654	1:51.963	45	15.918	1:52.836
23	6.509	2:01.882	23	8.995	1:52.437	45	13.177	1:55.530	23	14.863	1:52.940	23	16.519	1:53.228

2024 Ginetta Junior Championship

RACE 13 - ROUND 25 - LAP CHART

LAP 6 @ 16:31:11.464			LAP 7 @ 16:33:01.808			LAP 8 @ 16:34:53.475			LAP 9 @ 16:36:45.107			LAP 10 @ 16:38:36.378		
NO	BEHIND	LAP TIME	NO	BEHIND	LAP TIME	NO	BEHIND	LAP TIME	NO	BEHIND	LAP TIME	NO	BEHIND	LAP TIME
90		1:51.796	50		1:50.102	50		1:51.667	26		1:51.296	26		1:51.271
50	0.242	1:51.800	90	0.200	1:50.544	90	0.159	1:51.626	50	0.158	1:51.790	50	0.402	1:51.515
26	0.580	1:52.275	26	1.116	1:50.880	26	0.336	1:50.887	35	1.455	1:51.647	90	0.566	1:50.253
35	0.892	1:52.281	43	1.280	1:50.560	67	1.277	1:51.118	67	1.553	1:51.908	67	0.729	1:50.447
43	1.064	1:52.591	11	1.473	1:50.062	35	1.440	1:50.669	90	1.584	1:53.057	11	0.924	1:50.511
27	1.568	1:52.649	27	1.652	1:50.428	11	1.610	1:51.804	11	1.684	1:51.706	43	2.364	1:51.822
11	1.755	1:51.697	67	1.826	1:50.196	27	1.807	1:51.822	43	1.813	1:50.430	27	2.395	1:51.541
67	1.974	1:50.103	35	2.438	1:51.890	43	3.015	1:53.402	27	2.125	1:51.950	35	2.608	1:52.424
75	4.106	1:51.443	75	4.547	1:50.785	75	3.405	1:50.525	75	4.049	1:52.276	75	2.809	1:50.031
31	4.126	1:52.076	31	6.322	1:52.540	31	4.971	1:50.316	4	4.579	1:50.527	4	4.340	1:51.032
70	4.273	1:51.418	4	6.487	1:51.004	4	5.684	1:50.864	70	4.708	1:50.167	31	4.598	1:50.338
4	5.827	1:51.367	70	7.021	1:53.092	70	6.173	1:50.819	18	5.472	1:50.509	70	4.759	1:51.322
18	6.456	1:52.299	18	7.153	1:51.041	18	6.595	1:51.109	31	5.531	1:52.192	18	4.937	1:50.736
53	6.627	1:51.497	53	7.669	1:51.386	5	7.336	1:51.068	5	6.558	1:50.854	5	5.897	1:50.610
5	7.203	1:50.993	5	7.935	1:51.076	53	7.629	1:51.627	53	7.015	1:51.018	53	6.064	1:50.320
28	10.742	1:51.318	28	11.804	1:51.406	28	11.765	1:51.628	28	12.021	1:51.888	28	12.555	1:51.805
45	15.882	1:51.760	45	17.241	1:51.703	45	17.196	1:51.622	45	17.712	1:52.148	45	18.107	1:51.666
23	17.304	1:52.581	23	20.994	1:54.034	23	23.387	1:54.060	23	25.619	1:53.864	23	28.124	1:53.776

2024 Ginetta Junior Championship

RACE 13 - ROUND 25 - LAP CHART

LAP 11 @ 16:40:26.332

NO	BEHIND	LAP TIME
26		1:49.954
50	0.139	1:49.691
90	1.627	1:51.015
67	1.667	1:50.892
11	1.795	1:50.825
27	3.552	1:51.111
35	4.769	1:52.115
31	5.060	1:50.416
75	5.996	1:53.141
70	6.187	1:51.382
18	6.320	1:51.337
4	7.265	1:52.879
5	8.411	1:52.468
53	8.446	1:52.336
43	8.874	1:56.464
28	14.417	1:51.816
45	19.903	1:51.750
23	31.891	1:53.721

2024 Ginetta Junior Championship

RACE 13 - ROUND 25 - POSITION CHART WITH INTERMEDIATES

No	Name	Lap		Intermediates																																				
		Pos	L0 - Int1-M	L0 - Int2-M	L1 - Finish	L1 - Int1-M	L1 - Int2-M	L2 - Finish	L2 - Int1-M	L2 - Int2-M	L3 - Finish	L3 - Int1-M	L3 - Int2-M	L4 - Finish	L4 - Int1-M	L4 - Int2-M	L5 - Finish	L5 - Int1-M	L5 - Int2-M	L6 - Finish	L6 - Int1-M	L6 - Int2-M	L7 - Finish	L7 - Int1-M	L7 - Int2-M	L8 - Finish	L8 - Int1-M	L8 - Int2-M	L9 - Finish	L9 - Int1-M	L9 - Int2-M	L10 - Finish	L10 - Int1-M	L10 - Int2-M						
50	HART	1	50	50	50	50	50	50	50	50	50	50	50	50	50	50	90	90	90	90	90	50	50	50	50	50	50	50	26	26	26	26	26	26	26	26	26			
35	PHELPS	2	35	35	35	35	90	90	90	90	90	90	90	90	90	90	26	26	26	50	50	90	90	90	90	90	90	90	50	50	50	50	50	50	50	50	50			
90	FERNANDEZ	3	26	26	26	90	26	26	26	26	26	26	26	26	26	43	50	50	50	26	26	26	26	26	26	26	26	90	35	35	35	35	90	90	67					
26	JOSLYN	4	90	90	90	26	43	43	43	43	43	43	43	43	26	43	43	35	35	35	35	35	43	43	67	67	67	90	67	90	90	67	67	90						
67	SAETER	5	67	43	43	43	27	27	35	35	35	35	35	35	35	35	35	43	43	43	43	11	67	35	35	35	67	90	67	67	11	11	11							
43	CLARK	6	43	67	67	67	35	35	27	27	27	27	27	27	27	27	27	27	27	11	11	27	11	11	11	11	11	11	11	43	11	43	27	27						
11	DAN	7	11	27	27	27	11	11	11	11	11	11	11	11	11	11	11	11	11	11	27	27	67	35	27	27	27	43	43	11	27	27	75	35						
27	SLATER	8	27	11	11	11	70	70	70	70	70	70	67	67	67	67	67	67	67	67	67	35	27	43	43	43	27	27	27	43	35	35	75							
25	JEFF-HALL	9	70	70	70	70	67	67	67	67	67	67	31	31	31	31	31	75	75	75	75	75	75	75	75	75	75	75	75	75	75	75	4	31						
70	PETERS (F)	10	75	75	4	75	31	31	31	31	31	31	75	75	75	75	75	70	31	31	70	31	31	31	31	31	31	31	4	4	4	4	31	4						
75	CRONIN	11	4	4	75	31	75	75	75	75	75	75	70	70	70	70	70	31	70	70	31	4	4	4	4	4	4	4	70	70	31	70	70							
4	ELLIS (F)	12	31	31	31	4	4	4	4	4	18	18	18	18	18	18	18	18	4	4	4	70	70	70	70	70	70	70	18	31	31	70	18	18						
18	BYRNE (F)	13	18	53	53	18	18	18	18	18	4	53	53	53	4	4	4	4	18	18	18	18	18	18	18	18	18	18	18	31	18	18	18	5	5					
31	LIVESEY	14	53	18	18	53	53	53	53	53	4	4	4	53	53	53	53	53	53	53	53	53	53	5	5	5	5	5	5	5	5	5	5	53	53					
53	CARNEY	15	5	5	5	5	5	5	5	5	5	5	5	5	5	5	5	5	5	5	5	5	53	53	53	53	53	53	53	53	53	53	43	43						
5	INGRAM HILL	16	28	28	28	45	45	45	45	28	28	28	28	28	28	28	28	28	28	28	28	28	28	28	28	28	28	28	28	28	28	28	28	28	28	28				
28	MOSS	17	45	45	45	23	28	28	28	23	23	23	45	45	45	45	45	45	45	45	45	45	45	45	45	45	45	45	45	45	45	45	45	45	45	45	45			
23	MIALL	18	23	23	23	28	23	23	23	45	45	45	23	23	23	23	23	23	23	23	23	23	23	23	23	23	23	23	23	23	23	23	23	23	23	23	23	23		
45	ROBINSON (F)	19																																						

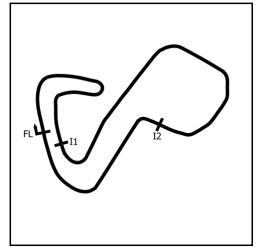
2024 Ginetta Junior Championship

RACE 13 - ROUND 25 - POSITION CHART WITH INTERMEDIATES

No	Name	Lap	
		Pos	L11 - Finish
50	HART	1	26
35	PHELPS	2	50
90	FERNANDEZ	3	90
26	JOSLYN	4	67
67	SAETER	5	11
43	CLARK	6	27
11	DAN	7	35
27	SLATER	8	31
25	JEFF-HALL	9	75
70	PETERS (F)	10	70
75	CRONIN	11	18
4	ELLIS (F)	12	4
18	BYRNE (F)	13	5
31	LIVESEY	14	53
53	CARNEY	15	43
5	INGRAM HILL	16	28
28	MOSS	17	45
23	MIALL	18	23
45	ROBINSON (F)	19	

2024 Ginetta Junior Championship

RACE 13 - ROUND 25 - SECTOR ANALYSIS



SECTOR 1 = FL to I1, SECTOR 2 = I1 to I2, SECTOR 3 = I2 to FL, DIFF = Difference To Personal Best Lap, P = Crossed Finish Line in Pit Lane, D = Time Disallowed

P1 26 J		Henry JOSLYN					Preptech UK			
IDEAL LAP TIME : 1:48.830		BEST LAP TIME : 1:49.322			DIFFERENCE : 0.492					
LAP	SECTOR 1	SECTOR 2		SECTOR 3		LAP TIME	MPH	DIFF	TIME OF DAY	
1 -		86.1	48.645	83.5	26.183	104.0	1:55.742	75.68	6.420	16:21:58.897
2 -	34.985	83.5	49.414	83.7	26.220	102.9	1:50.619	79.18	1.297	16:23:49.516
3 -	34.002	84.8	48.882	79.8	26.438	101.3	1:49.322 (1)	80.12		16:25:38.838
4 -	34.412	84.9	48.936	84.0	26.346	103.7	1:49.694 (2)	79.85	0.372	16:27:28.532
5 -	34.936	82.9	49.217	78.8	27.084	103.4	1:51.237	78.74	1.915	16:29:19.769
6 -	34.860	84.5	50.783	83.6	26.632	102.2	1:52.275	78.02	2.953	16:31:12.044
7 -	34.210	84.8	49.767	80.9	26.903	102.2	1:50.880	79.00	1.558	16:33:02.924
8 -	34.546	84.3	49.957	81.5	26.384	102.9	1:50.887	78.99	1.565	16:34:53.811
9 -	35.157	82.6	49.726	81.7	26.413	103.5	1:51.296	78.70	1.974	16:36:45.107
10 -	34.630	82.9	49.699	82.5	26.942	100.3	1:51.271	78.72	1.949	16:38:36.378
11 -	34.415	83.2	49.108	82.9	26.431	101.3	1:49.954 (3)	79.66	0.632	16:40:26.332

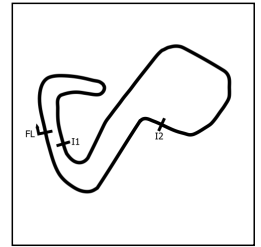
P2 50 J		Charlie HART					Elite Motorsport			
IDEAL LAP TIME : 1:48.976		BEST LAP TIME : 1:49.131			DIFFERENCE : 0.155					
LAP	SECTOR 1	SECTOR 2		SECTOR 3		LAP TIME	MPH	DIFF	TIME OF DAY	
1 -		82.4	48.727	82.9	26.328	101.6	1:55.373	75.92	6.242	16:21:58.528
2 -	34.590	82.8	48.888	84.8	26.473	100.9	1:49.951 (3)	79.67	0.820	16:23:48.479
3 -	34.003	83.1	48.806	83.2	26.322	101.2	1:49.131 (1)	80.26		16:25:37.610
4 -	34.638	82.8	49.376	83.7	26.472	101.9	1:50.486	79.28	1.355	16:27:28.096
5 -	34.672	82.7	50.101	79.3	27.037	103.8	1:51.810	78.34	2.679	16:29:19.906
6 -	34.879	83.5	50.479	83.1	26.442	102.7	1:51.800	78.35	2.669	16:31:11.706
7 -	34.303	83.2	49.444	83.3	26.355	102.4	1:50.102	79.56	0.971	16:33:01.808
8 -	34.533	83.2	50.425	82.3	26.709	103.2	1:51.667	78.44	2.536	16:34:53.475
9 -	35.588	82.4	49.788	82.3	26.414	102.9	1:51.790	78.35	2.659	16:36:45.265
10 -	34.582	82.9	49.698	82.4	27.235	103.0	1:51.515	78.55	2.384	16:38:36.780
11 -	34.703	83.5	48.651	83.6	26.337	103.4	1:49.691 (2)	79.85	0.560	16:40:26.471

P3 90 J		Chase FERNANDEZ					R Racing			
IDEAL LAP TIME : 1:48.556		BEST LAP TIME : 1:48.556			DIFFERENCE : 0.000					
LAP	SECTOR 1	SECTOR 2		SECTOR 3		LAP TIME	MPH	DIFF	TIME OF DAY	
1 -		85.1	48.644	83.1	26.250	103.2	1:55.955	75.54	7.399	16:21:59.110
2 -	34.530	83.3	49.305	83.2	26.270	102.1	1:50.105 (2)	79.55	1.549	16:23:49.215
3 -	33.874	83.7	48.490	84.8	26.192	103.2	1:48.556 (1)	80.69		16:25:37.771
4 -	34.655	84.2	49.468	83.9	26.330	102.9	1:50.453	79.30	1.897	16:27:28.224
5 -	34.607	82.2	49.733	79.8	27.104	103.2	1:51.444	78.60	2.888	16:29:19.668
6 -	34.725	83.0	50.617	83.7	26.454	100.7	1:51.796	78.35	3.240	16:31:11.464
7 -	34.579	81.3	49.593	82.8	26.372	102.7	1:50.544	79.24	1.988	16:33:02.008
8 -	34.519	84.5	50.410	82.9	26.697	103.5	1:51.626	78.47	3.070	16:34:53.634
9 -	35.587	81.9	50.249	79.0	27.221	100.6	1:53.057	77.48	4.501	16:36:46.691
10 -	34.548	83.7	48.645	83.1	27.060	104.2	1:50.253 (3)	79.45	1.697	16:38:36.944
11 -	34.926	81.9	49.362	83.3	26.727	101.5	1:51.015	78.90	2.459	16:40:27.959

P4 67 R		Marcus SAETER					R Racing			
IDEAL LAP TIME : 1:49.163		BEST LAP TIME : 1:49.982			DIFFERENCE : 0.819					
LAP	SECTOR 1	SECTOR 2		SECTOR 3		LAP TIME	MPH	DIFF	TIME OF DAY	
1 -		83.8	49.241	83.5	26.366	101.6	1:57.085	74.81	7.103	16:22:00.240
2 -	34.097	83.3	51.560	79.5	26.989	102.9	1:52.646	77.76	2.664	16:23:52.886
3 -	34.678	83.6	48.866	83.5	26.438	102.1	1:49.982 (1)	79.64		16:25:42.868
4 -	34.192	83.7	49.299	84.7	26.917	100.6	1:50.408	79.34	0.426	16:27:33.276
5 -	34.211	83.5	48.987	85.2	26.861	101.9	1:50.059 (2)	79.59	0.077	16:29:23.335
6 -	34.375	82.7	48.995	83.6	26.733	102.4	1:50.103 (3)	79.56	0.121	16:31:13.438
7 -	34.564	84.3	48.882	82.9	26.750	102.2	1:50.196	79.49	0.214	16:33:03.634
8 -	34.849	82.2	49.397	81.4	26.872	102.9	1:51.118	78.83	1.136	16:34:54.752
9 -	34.761	82.6	50.145	78.8	27.002	102.7	1:51.908	78.27	1.926	16:36:46.660
10 -	34.873	83.1	48.700	81.8	26.874	102.9	1:50.447	79.31	0.465	16:38:37.107
11 -	34.808	82.9	48.814	84.4	27.270	100.6	1:50.892	78.99	0.910	16:40:27.999

2024 Ginetta Junior Championship

RACE 13 - ROUND 25 - SECTOR ANALYSIS



SECTOR 1 = FL to I1, SECTOR 2 = I1 to I2, SECTOR 3 = I2 to FL, DIFF = Difference To Personal Best Lap, P = Crossed Finish Line in Pit Lane, D = Time Disallowed

P5		11 R		Ruben DAN			Elite Motorsport			
IDEAL LAP TIME : 1:49.278		BEST LAP TIME : 1:49.534			DIFFERENCE : 0.256					
LAP	SECTOR 1	SECTOR 2		SECTOR 3		LAP TIME	MPH	DIFF	TIME OF DAY	
1 -		83.7	49.689	81.7	26.476	103.2	1:58.172	74.12	8.638	16:22:01.327
2 -	34.127	83.9	50.250	80.7	26.860	101.8	1:51.237	78.74	1.703	16:23:52.564
3 -	34.369	82.5	48.842	83.0	26.323	101.3	1:49.534 (1)	79.97		16:25:42.098
4 -	34.127	83.0	49.134	82.9	26.515	101.0	1:49.776 (3)	79.79	0.242	16:27:31.874
5 -	34.113	82.7	49.044	83.9	26.491	101.3	1:49.648 (2)	79.89	0.114	16:29:21.522
6 -	34.192	83.4	50.674	80.7	26.831	103.7	1:51.697	78.42	2.163	16:31:13.219
7 -	34.188	82.9	49.055	79.9	26.819	103.2	1:50.062	79.59	0.528	16:33:03.281
8 -	35.301	79.4	49.770	84.2	26.733	102.7	1:51.804	78.34	2.270	16:34:55.085
9 -	34.811	81.7	50.213	83.1	26.682	103.0	1:51.706	78.41	2.172	16:36:46.791
10 -	35.048	82.8	48.994	83.9	26.469	103.4	1:50.511	79.26	0.977	16:38:37.302
11 -	34.824	83.1	49.402	84.3	26.599	100.3	1:50.825	79.04	1.291	16:40:28.127

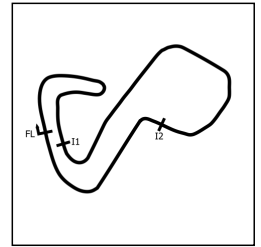
P6		27 R		Alfie SLATER			R Racing			
IDEAL LAP TIME : 1:49.128		BEST LAP TIME : 1:49.491			DIFFERENCE : 0.363					
LAP	SECTOR 1	SECTOR 2		SECTOR 3		LAP TIME	MPH	DIFF	TIME OF DAY	
1 -		85.4	49.207	83.9	26.508	101.6	1:57.943	74.27	8.452	16:22:01.098
2 -	34.017	84.3	49.644	82.7	26.534	101.0	1:50.195	79.49	0.704	16:23:51.293
3 -	34.877	84.3	48.828	82.6	26.362	102.1	1:50.067 (3)	79.58	0.576	16:25:41.360
4 -	34.089	84.2	48.944	83.9	26.499	101.6	1:49.532 (2)	79.97	0.041	16:27:30.892
5 -	34.075	84.2	48.749	82.3	26.667	102.9	1:49.491 (1)	80.00		16:29:20.383
6 -	35.107	84.6	50.572	81.5	26.970	103.4	1:52.649	77.76	3.158	16:31:13.032
7 -	34.701	84.6	48.922	81.3	26.805	103.8	1:50.428	79.32	0.937	16:33:03.460
8 -	35.161	80.8	50.003	84.9	26.658	102.4	1:51.822	78.33	2.331	16:34:55.282
9 -	34.684	83.4	50.675	83.4	26.591	102.4	1:51.950	78.24	2.459	16:36:47.232
10 -	34.817	83.1	49.502	82.0	27.222	100.6	1:51.541	78.53	2.050	16:38:38.773
11 -	35.236	81.8	49.201	83.7	26.674	101.3	1:51.111	78.83	1.620	16:40:29.884

P7		35 R		Isaac PHELPS			Elite Motorsport			
IDEAL LAP TIME : 1:48.851		BEST LAP TIME : 1:49.131			DIFFERENCE : 0.280					
LAP	SECTOR 1	SECTOR 2		SECTOR 3		LAP TIME	MPH	DIFF	TIME OF DAY	
1 -		83.9	48.638	80.3	26.333	103.4	1:55.574	75.79	6.443	16:21:58.729
2 -	34.811	82.8	51.730	80.9	26.217	102.7	1:52.758	77.68	3.627	16:23:51.487
3 -	34.391	83.3	48.864	82.0	26.321	100.6	1:49.576 (2)	79.94	0.445	16:25:41.063
4 -	33.996	83.6	48.843	82.0	26.292	101.0	1:49.131 (1)	80.26		16:27:30.194
5 -	34.069	83.1	48.889	76.0	26.923	103.4	1:49.881 (3)	79.72	0.750	16:29:20.075
6 -	34.968	83.7	50.621	81.0	26.692	102.7	1:52.281	78.01	3.150	16:31:12.356
7 -	34.156	84.4	49.543	83.2	28.191	101.5	1:51.890	78.28	2.759	16:33:04.246
8 -	34.347	84.0	49.464	81.7	26.858	103.2	1:50.669	79.15	1.538	16:34:54.915
9 -	34.938	83.5	49.497	83.2	27.212	102.7	1:51.647	78.46	2.516	16:36:46.562
10 -	34.193	83.3	48.929	81.5	29.302	87.1	1:52.424	77.91	3.293	16:38:38.986
11 -	35.717	83.1	48.964	82.4	27.434	101.5	1:52.115	78.13	2.984	16:40:31.101

P8		31 J		Felix LIVESEY			MDD Racing			
IDEAL LAP TIME : 1:49.461		BEST LAP TIME : 1:50.003			DIFFERENCE : 0.542					
LAP	SECTOR 1	SECTOR 2		SECTOR 3		LAP TIME	MPH	DIFF	TIME OF DAY	
1 -		84.9	49.207	82.3	26.460	102.7	1:58.935	73.65	8.932	16:22:02.090
2 -	34.352	84.7	49.479	79.1	27.175	102.2	1:51.006	78.91	1.003	16:23:53.096
3 -	34.681	83.8	48.994	82.4	26.350	102.1	1:50.025 (2)	79.61	0.022	16:25:43.121
4 -	34.201	84.7	49.175	83.2	27.014	101.3	1:50.390	79.35	0.387	16:27:33.511
5 -	34.155	84.2	49.129	84.5	26.719	102.7	1:50.003 (1)	79.63		16:29:23.514
6 -	35.470	77.1	49.452	80.6	27.154	101.2	1:52.076	78.15	2.073	16:31:15.590
7 -	35.576	83.4	50.230	84.3	26.734	101.9	1:52.540	77.83	2.537	16:33:08.130
8 -	34.405	84.3	49.347	82.0	26.564	100.3	1:50.316 (3)	79.40	0.313	16:34:58.446
9 -	34.430	84.5	49.263	82.1	28.499	98.9	1:52.192	78.07	2.189	16:36:50.638
10 -	34.273	83.0	48.956	81.0	27.109	100.7	1:50.338	79.39	0.335	16:38:40.976
11 -	34.504	83.4	49.279	84.5	26.633	101.9	1:50.416	79.33	0.413	16:40:31.392

2024 Ginetta Junior Championship

RACE 13 - ROUND 25 - SECTOR ANALYSIS



SECTOR 1 = FL to I1, SECTOR 2 = I1 to I2, SECTOR 3 = I2 to FL, DIFF = Difference To Personal Best Lap, P = Crossed Finish Line in Pit Lane, D = Time Disallowed

P9 75 R		Colin CRONIN					Fox Motorsport				
IDEAL LAP TIME : 1:49.854		BEST LAP TIME : 1:49.970					DIFFERENCE : 0.116				
LAP	SECTOR 1	SECTOR 2	SECTOR 3	LAP TIME	MPH	DIFF	TIME OF DAY				
1 -		83.3	49.160	80.0	26.644	100.9	1:58.717	73.78	8.747	16:22:01.872	
2 -	34.265	84.2	49.941	76.8	27.300	101.6	1:51.506	78.55	1.536	16:23:53.378	
3 -	34.674	83.5	49.269	80.8	26.819	100.3	1:50.762	79.08	0.792	16:25:44.140	
4 -	34.290	83.8	49.138	80.8	26.542	102.1	1:49.970 (1)	79.65		16:27:34.110	
5 -	34.298	83.6	49.067	82.8	26.652	102.7	1:50.017 (2)	79.62	0.047	16:29:24.127	
6 -	34.360	83.5	49.783	80.1	27.300	99.4	1:51.443	78.60	1.473	16:31:15.570	
7 -	34.605	83.0	49.462	81.8	26.718	100.4	1:50.785	79.07	0.815	16:33:06.355	
8 -	34.410	82.9	49.170	82.0	26.945	102.4	1:50.525	79.25	0.555	16:34:56.880	
9 -	34.289	84.0	50.877	74.9	27.110	100.6	1:52.276	78.02	2.306	16:36:49.156	
10 -	34.245	83.5	49.167	82.5	26.619	101.6	1:50.031 (3)	79.61	0.061	16:38:39.187	
11 -	34.973	81.1	49.516	79.1	28.652	100.6	1:53.141	77.42	3.171	16:40:32.328	

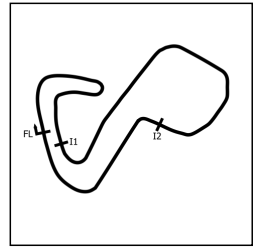
P10 70 R		Jude PETERS (F)					E3 Sport				
IDEAL LAP TIME : 1:49.535		BEST LAP TIME : 1:49.783					DIFFERENCE : 0.248				
LAP	SECTOR 1	SECTOR 2	SECTOR 3	LAP TIME	MPH	DIFF	TIME OF DAY				
1 -		84.6	49.508	81.9	26.448	103.8	1:58.329	74.02	8.546	16:22:01.484	
2 -	34.249	84.2	50.006	81.3	27.005	103.0	1:51.260	78.73	1.477	16:23:52.744	
3 -	34.497	83.7	48.938	82.8	26.348	102.6	1:49.783 (1)	79.79		16:25:42.527	
4 -	34.321	83.5	50.891	82.2	26.541	103.4	1:51.753	78.38	1.970	16:27:34.280	
5 -	34.372	82.9	49.022	82.9	26.645	103.4	1:50.039 (2)	79.60	0.256	16:29:24.319	
6 -	34.346	83.7	50.027	80.3	27.045	100.6	1:51.418	78.62	1.635	16:31:15.737	
7 -	35.254	83.4	51.028	82.9	26.810	101.3	1:53.092	77.45	3.309	16:33:08.829	
8 -	34.901	83.2	49.434	82.0	26.484	101.9	1:50.819	79.04	1.036	16:34:59.648	
9 -	34.324	83.1	49.003	79.9	26.840	102.4	1:50.167 (3)	79.51	0.384	16:36:49.815	
10 -	34.476	83.3	49.393	83.0	27.453	100.3	1:51.322	78.68	1.539	16:38:41.137	
11 -	34.794	83.4	49.482	80.2	27.106	102.1	1:51.382	78.64	1.599	16:40:32.519	

P11 18 R		Torrin BYRNE (F)					Pace Performance				
IDEAL LAP TIME : 1:49.597		BEST LAP TIME : 1:50.457					DIFFERENCE : 0.860				
LAP	SECTOR 1	SECTOR 2	SECTOR 3	LAP TIME	MPH	DIFF	TIME OF DAY				
1 -		85.0	49.888	79.5	26.999	101.2	2:00.309	72.81	9.852	16:22:03.464	
2 -	34.293	84.6	48.807	78.2	27.357	103.4	1:50.457 (1)	79.30		16:23:53.921	
3 -	34.636	84.7	49.163	81.9	26.837	101.6	1:50.636	79.17	0.179	16:25:44.557	
4 -	34.635	84.0	49.197	84.8	26.740	101.0	1:50.572	79.22	0.115	16:27:35.129	
5 -	34.735	83.4	49.135	82.1	26.622	101.3	1:50.492 (2)	79.28	0.035	16:29:25.621	
6 -	34.910	81.6	50.814	83.4	26.575	101.9	1:52.299	78.00	1.842	16:31:17.920	
7 -	34.383	84.3	49.791	81.5	26.867	103.2	1:51.041	78.88	0.584	16:33:08.961	
8 -	34.954	84.4	49.588	81.4	26.567	102.6	1:51.109	78.84	0.652	16:35:00.070	
9 -	34.223	83.7	49.160	83.6	27.126	100.1	1:50.509 (3)	79.26	0.052	16:36:50.579	
10 -	34.774	83.3	48.895	85.2	27.067	102.6	1:50.736	79.10	0.279	16:38:41.315	
11 -	34.877	83.6	49.372	78.3	27.088	101.3	1:51.337	78.67	0.880	16:40:32.652	

P12 4 R		James ELLIS (F)					MDD Racing				
IDEAL LAP TIME : 1:49.885		BEST LAP TIME : 1:50.492					DIFFERENCE : 0.607				
LAP	SECTOR 1	SECTOR 2	SECTOR 3	LAP TIME	MPH	DIFF	TIME OF DAY				
1 -		85.4	49.231	82.4	26.417	103.7	1:58.695	73.80	8.203	16:22:01.850	
2 -	35.082	83.0	49.201	80.9	27.594	103.0	1:51.877	78.29	1.385	16:23:53.727	
3 -	34.570	84.9	49.172	83.4	27.120	100.0	1:50.862	79.01	0.370	16:25:44.589	
4 -	35.060	84.8	49.255	84.8	26.528	103.0	1:50.843 (3)	79.02	0.351	16:27:35.432	
5 -	34.880	84.0	49.045	85.1	26.567	102.4	1:50.492 (1)	79.28		16:29:25.924	
6 -	34.640	83.3	49.945	83.0	26.782	101.2	1:51.367	78.65	0.875	16:31:17.291	
7 -	34.619	83.9	49.690	84.2	26.695	102.1	1:51.004	78.91	0.512	16:33:08.295	
8 -	34.743	84.0	49.385	86.3	26.736	101.9	1:50.864	79.01	0.372	16:34:59.159	
9 -	34.518	84.3	49.090	82.2	26.919	102.6	1:50.527 (2)	79.25	0.035	16:36:49.686	
10 -	34.423	82.9	49.428	83.1	27.181	100.6	1:51.032	78.89	0.540	16:38:40.718	
11 -	34.596	83.3	49.847	83.4	28.436	96.6	1:52.879	77.60	2.387	16:40:33.597	

2024 Ginetta Junior Championship

RACE 13 - ROUND 25 - SECTOR ANALYSIS



SECTOR 1 = FL to I1, SECTOR 2 = I1 to I2, SECTOR 3 = I2 to FL, DIFF = Difference To Personal Best Lap, P = Crossed Finish Line in Pit Lane, D = Time Disallowed

P13		5 R		Tom INGRAM HILL			R Racing						
IDEAL LAP TIME : 1:50.501		BEST LAP TIME : 1:50.610			DIFFERENCE : 0.109								
LAP	SECTOR 1	SECTOR 2	SECTOR 3	LAP TIME	MPH	DIFF	TIME OF DAY						
1 -		84.3	49.630	79.9	26.826	101.5	2:00.443	72.73	9.833	16:22:03.598			
2 -	34.837	83.5	49.379	81.3	26.867	100.3	1:51.083	78.85	0.473	16:23:54.681			
3 -	34.584	83.1	49.550	81.1	26.872	100.3	1:51.006	78.91	0.396	16:25:45.687			
4 -	34.541	82.8	49.806	82.8	26.828	99.7	1:51.175	78.79	0.565	16:27:36.862			
5 -	34.512	82.7	49.469	79.4	26.831	100.0	1:50.812 (2)	79.05	0.202	16:29:27.674			
6 -	34.460	82.9	49.742	80.1	26.791	101.0	1:50.993	78.92	0.383	16:31:18.667			
7 -	34.454	83.3	49.642	78.5	26.980	102.1	1:51.076	78.86	0.466	16:33:09.743			
8 -	34.857	83.6	49.495	80.2	26.716	100.7	1:51.068	78.86	0.458	16:35:00.811			
9 -	34.526	82.1	49.407	82.7	26.921	100.3	1:50.854 (3)	79.02	0.244	16:36:51.665			
10 -	34.470	82.6	49.331	82.9	26.809	101.5	1:50.610 (1)	79.19		16:38:42.275			
11 -	34.989	82.0	50.410	81.2	27.069	99.2	1:52.468	77.88	1.858	16:40:34.743			

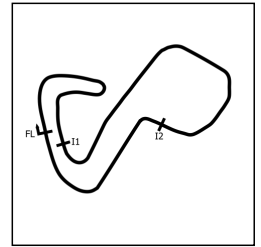
P14		53 R		Ethan CARNEY			Preptech UK						
IDEAL LAP TIME : 1:49.741		BEST LAP TIME : 1:50.320			DIFFERENCE : 0.579								
LAP	SECTOR 1	SECTOR 2	SECTOR 3	LAP TIME	MPH	DIFF	TIME OF DAY						
1 -		83.6	49.478	84.4	27.126	99.2	2:00.283	72.82	9.963	16:22:03.438			
2 -	34.637	83.4	48.830	83.1	27.150	101.6	1:50.617 (3)	79.19	0.297	16:23:54.055			
3 -	34.783	82.7	49.170	83.9	26.787	102.2	1:50.740	79.10	0.420	16:25:44.795			
4 -	34.659	82.5	49.263	84.9	26.556	103.2	1:50.478 (2)	79.29	0.158	16:27:35.273			
5 -	35.166	83.0	49.507	84.0	26.648	100.7	1:51.321	78.68	1.001	16:29:26.594			
6 -	34.395	82.7	50.586	82.6	26.516	102.6	1:51.497	78.56	1.177	16:31:18.091			
7 -	34.525	82.6	49.629	83.1	27.232	101.8	1:51.386	78.64	1.066	16:33:09.477			
8 -	35.283	82.8	49.484	81.9	26.860	102.1	1:51.627	78.47	1.307	16:35:01.104			
9 -	34.406	82.9	49.648	83.8	26.964	100.6	1:51.018	78.90	0.698	16:36:52.122			
10 -	34.429	82.3	49.162	83.0	26.729	102.6	1:50.320 (1)	79.40		16:38:42.442			
11 -	35.086	82.5	50.340	82.4	26.910	101.6	1:52.336	77.97	2.016	16:40:34.778			

P15		43 R		Archie CLARK			Elite Motorsport						
IDEAL LAP TIME : 1:48.788		BEST LAP TIME : 1:49.177			DIFFERENCE : 0.389								
LAP	SECTOR 1	SECTOR 2	SECTOR 3	LAP TIME	MPH	DIFF	TIME OF DAY						
1 -		84.8	48.685	82.7	26.250	102.9	1:56.554	75.15	7.377	16:21:59.709			
2 -	34.326	80.7	49.682	82.4	26.138	103.7	1:50.146 (3)	79.52	0.969	16:23:49.855			
3 -	33.965	84.0	48.794	80.0	26.418	103.7	1:49.177 (1)	80.23		16:25:39.032			
4 -	34.479	83.9	48.890	80.8	26.323	104.3	1:49.692 (2)	79.85	0.515	16:27:28.724			
5 -	34.706	82.1	49.600	76.8	26.907	103.0	1:51.213	78.76	2.036	16:29:19.937			
6 -	35.354	83.8	50.610	77.5	26.627	103.7	1:52.591	77.80	3.414	16:31:12.528			
7 -	34.197	84.0	49.511	79.7	26.852	103.5	1:50.560	79.23	1.383	16:33:03.088			
8 -	34.564	83.5	51.249		27.589	102.2	1:53.402	77.24	4.225	16:34:56.490			
9 -	34.090	83.9	49.783	82.9	26.557	103.4	1:50.430	79.32	1.253	16:36:46.920			
10 -	34.873	83.3	49.937	82.3	27.012	99.7	1:51.822	78.33	2.645	16:38:38.742			
11 -	40.257	62.8	49.588	81.5	26.619	101.8	1:56.464	75.21	7.287	16:40:35.206			

P16		28 J		Harry MOSS			R Racing						
IDEAL LAP TIME : 1:50.803		BEST LAP TIME : 1:51.310			DIFFERENCE : 0.507								
LAP	SECTOR 1	SECTOR 2	SECTOR 3	LAP TIME	MPH	DIFF	TIME OF DAY						
1 -		83.4	49.493	80.6	27.011	101.3	2:00.817	72.50	9.507	16:22:03.972			
2 -	36.026	78.4	49.976	81.4	26.814	99.2	1:52.816	77.64	1.506	16:23:56.788			
3 -	34.535	81.9	49.912	81.9	26.979	99.4	1:51.426	78.61	0.116	16:25:48.214			
4 -	34.524	82.1	49.935	83.1	26.905	98.8	1:51.364 (3)	78.65	0.054	16:27:39.578			
5 -	34.496	82.4	49.651	84.0	27.163	98.9	1:51.310 (1)	78.69		16:29:30.888			
6 -	34.667	81.9	49.672	84.2	26.979	99.2	1:51.318 (2)	78.69	0.008	16:31:22.206			
7 -	34.739	81.4	49.723	81.5	26.944	99.1	1:51.406	78.62	0.096	16:33:13.612			
8 -	34.579	82.0	50.165	84.4	26.884	99.2	1:51.628	78.47	0.318	16:35:05.240			
9 -	34.701	81.7	50.108	82.4	27.079	98.9	1:51.888	78.29	0.578	16:36:57.128			
10 -	34.666	81.9	49.696	84.9	27.443	98.9	1:51.805	78.34	0.495	16:38:48.933			
11 -	34.983	81.4	49.779	81.0	27.054	98.6	1:51.816	78.34	0.506	16:40:40.749			

2024 Ginetta Junior Championship

RACE 13 - ROUND 25 - SECTOR ANALYSIS



SECTOR 1 = FL to I1, SECTOR 2 = I1 to I2, SECTOR 3 = I2 to FL, DIFF = Difference To Personal Best Lap, P = Crossed Finish Line in Pit Lane, D = Time Disallowed

P17 45 R		Jack ROBINSON (F)					Fox Motorsport			
IDEAL LAP TIME : 1:50.336		BEST LAP TIME : 1:50.818			DIFFERENCE : 0.482					
LAP	SECTOR 1	SECTOR 2		SECTOR 3		LAP TIME	MPH	DIFF	TIME OF DAY	
1 -		83.2	49.128	79.3	27.144	99.8	2:01.284	72.22	10.466	16:22:04.439
2 -	34.946	81.5	49.423	80.4	26.449	100.7	1:50.818 (1)	79.04		16:23:55.257
3 -	34.759	82.3	53.396	79.1	27.375	99.4	1:55.530	75.82	4.712	16:25:50.787
4 -	34.765	81.9	50.107	76.2	27.091	98.1	1:51.963	78.23	1.145	16:27:42.750
5 -	35.750	80.2	50.260	80.2	26.826	98.5	1:52.836	77.63	2.018	16:29:35.586
6 -	34.899	81.6	50.032	81.2	26.829	99.1	1:51.760	78.38	0.942	16:31:27.346
7 -	34.871	81.7	49.965	79.8	26.867	99.1	1:51.703	78.42	0.885	16:33:19.049
8 -	34.984	81.5	49.904	80.3	26.734	99.5	1:51.622 (2)	78.47	0.804	16:35:10.671
9 -	35.017	81.1	49.890	78.3	27.241	97.8	1:52.148	78.10	1.330	16:37:02.819
10 -	34.884	81.9	49.636	83.5	27.146	98.2	1:51.666 (3)	78.44	0.848	16:38:54.485
11 -	35.069	82.0	49.815	81.5	26.866	98.9	1:51.750	78.38	0.932	16:40:46.235

P18 23 J		Holly MIALL					Fox Motorsport			
IDEAL LAP TIME : 1:51.219		BEST LAP TIME : 1:52.437			DIFFERENCE : 1.218					
LAP	SECTOR 1	SECTOR 2		SECTOR 3		LAP TIME	MPH	DIFF	TIME OF DAY	
1 -		83.0	49.515	78.5	26.914	101.3	2:01.882	71.87	9.445	16:22:05.037
2 -	34.790	82.6	50.595	80.5	27.052	100.0	1:52.437 (1)	77.90		16:23:57.474
3 -	34.822	82.5	50.343	76.8	27.380	99.5	1:52.545 (2)	77.83	0.108	16:25:50.019
4 -	35.051	81.9	50.714	76.6	27.175	100.4	1:52.940	77.56	0.503	16:27:42.959
5 -	35.642	82.5	50.383	80.6	27.203	100.1	1:53.228	77.36	0.791	16:29:36.187
6 -	35.099	82.3	50.329	79.2	27.153	100.0	1:52.581 (3)	77.80	0.144	16:31:28.768
7 -	35.227	82.4	50.911	69.6	27.896	99.4	1:54.034	76.81	1.597	16:33:22.802
8 -	35.581	82.0	50.803	77.6	27.676	99.1	1:54.060	76.80	1.623	16:35:16.862
9 -	35.572	81.9	50.840	77.2	27.452	99.5	1:53.864	76.93	1.427	16:37:10.726
10 -	35.709	81.6	50.417	80.0	27.650	99.2	1:53.776	76.99	1.339	16:39:04.502
11 -	35.456	82.3	50.799	79.7	27.466	99.8	1:53.721	77.02	1.284	16:40:58.223

2024 Ginetta Junior Championship

RACE 13 - ROUND 25 - BEST SECTORS

SECTOR 1			SECTOR 2			SECTOR 3			IDEAL / BEST COMPARISON						
POS	NO	NAME	TIME	NO	NAME	TIME	NO	NAME	TIME	POS	NO	NAME	IDEAL	BEST	DIFF
												PERFECT LAP	1:48.502		
1	90	FERNANDEZ	33.874	90	FERNANDEZ	48.490	43	CLARK	26.138	1	90	FERNANDEZ	1:48.556	1:48.556	0.000
2	43	CLARK	33.965	35	PHELPS	48.638	26	JOSLYN	26.183	2	43	CLARK	1:48.788	1:49.177	0.389
3	35	PHELPS	33.996	26	JOSLYN	48.645	90	FERNANDEZ	26.192	3	26	JOSLYN	1:48.830	1:49.322	0.492
4	26	JOSLYN	34.002	50	HART	48.651	35	PHELPS	26.217	4	35	PHELPS	1:48.851	1:49.131	0.280
5	50	HART	34.003	43	CLARK	48.685	50	HART	26.322	5	50	HART	1:48.976	1:49.131	0.155
6	27	SLATER	34.017	67	SAETER	48.700	11	DAN	26.323	6	27	SLATER	1:49.128	1:49.491	0.363
7	67	SAETER	34.097	27	SLATER	48.749	70	PETERS (F)	26.348	7	67	SAETER	1:49.163	1:49.982	0.819
8	11	DAN	34.113	18	BYRNE (F)	48.807	31	LIVESEY	26.350	8	11	DAN	1:49.278	1:49.534	0.256
9	31	LIVESEY	34.155	53	CARNEY	48.830	27	SLATER	26.362	9	31	LIVESEY	1:49.461	1:50.003	0.542
10	18	BYRNE (F)	34.223	11	DAN	48.842	67	SAETER	26.366	10	70	PETERS (F)	1:49.535	1:49.783	0.248
11	75	CRONIN	34.245	70	PETERS (F)	48.938	4	ELLIS (F)	26.417	11	18	BYRNE (F)	1:49.597	1:50.457	0.860
12	70	PETERS (F)	34.249	31	LIVESEY	48.956	45	ROBINSON (F)	26.449	12	53	CARNEY	1:49.741	1:50.320	0.579
13	53	CARNEY	34.395	4	ELLIS (F)	49.045	53	CARNEY	26.516	13	75	CRONIN	1:49.854	1:49.970	0.116
14	4	ELLIS (F)	34.423	75	CRONIN	49.067	75	CRONIN	26.542	14	4	ELLIS (F)	1:49.885	1:50.492	0.607
15	5	INGRAM HILL	34.454	45	ROBINSON (F)	49.128	18	BYRNE (F)	26.567	15	45	ROBINSON (F)	1:50.336	1:50.818	0.482
16	28	MOSS	34.496	5	INGRAM HILL	49.331	5	INGRAM HILL	26.716	16	5	INGRAM HILL	1:50.501	1:50.610	0.109
17	45	ROBINSON (F)	34.759	28	MOSS	49.493	28	MOSS	26.814	17	28	MOSS	1:50.803	1:51.310	0.507
18	23	MIALL	34.790	23	MIALL	49.515	23	MIALL	26.914	18	23	MIALL	1:51.219	1:52.437	1.218

2024 Ginetta Junior Championship

RACE 13 - ROUND 25 - BEST SPEEDS

POS	INTERMEDIATE 1			INTERMEDIATE 2			FINISH LINE		
	NO	NAME	MPH	NO	NAME	MPH	NO	NAME	MPH
1	26	JOSLYN	86.1	4	ELLIS (F)	86.3	43	CLARK	104.3
2	27	SLATER	85.4	67	SAETER	85.2	90	FERNANDEZ	104.2
3	4	ELLIS (F)	85.4	18	BYRNE (F)	85.2	26	JOSLYN	104.0
4	90	FERNANDEZ	85.1	27	SLATER	84.9	50	HART	103.8
5	18	BYRNE (F)	85.0	53	CARNEY	84.9	27	SLATER	103.8
6	31	LIVESEY	84.9	28	MOSS	84.9	70	PETERS (F)	103.8
7	43	CLARK	84.8	50	HART	84.8	11	DAN	103.7
8	70	PETERS (F)	84.6	90	FERNANDEZ	84.8	4	ELLIS (F)	103.7
9	35	PHELPS	84.4	31	LIVESEY	84.5	35	PHELPS	103.4
10	67	SAETER	84.3	11	DAN	84.3	18	BYRNE (F)	103.4
11	5	INGRAM HILL	84.3	26	JOSLYN	84.0	53	CARNEY	103.2
12	75	CRONIN	84.2	45	ROBINSON (F)	83.5	67	SAETER	102.9
13	11	DAN	83.9	35	PHELPS	83.2	31	LIVESEY	102.7
14	53	CARNEY	83.6	70	PETERS (F)	83.0	75	CRONIN	102.7
15	50	HART	83.5	5	INGRAM HILL	82.9	5	INGRAM HILL	102.1
16	28	MOSS	83.4	43	CLARK	82.9	28	MOSS	101.3
17	45	ROBINSON (F)	83.2	75	CRONIN	82.8	23	MIALL	101.3
18	23	MIALL	83.0	23	MIALL	80.6	45	ROBINSON (F)	100.7
19									

2024 Ginetta Junior Championship

RACE 13 - ROUND 25 - STATISTICS

Competitors Started 18
Planned Start 2024-09-29 @ 16:25:00.000
Actual Start 2024-09-29 @ 16:20:03.154
Finish Time 2024-09-29 @ 16:40:25.346
Track Length 2.4332mi.
Total Laps 198
Total Distance Covered 481.7913mi.

Session Fastest Lap History

NO	CL	NAME	LAP TIME	TIME OF DAY	LAP	VEHICLE
50	JUNIOR	Charlie HART	1:55.373	16:21:58.548	1	Elite Motorsport
50	JUNIOR	Charlie HART	1:49.951	16:23:48.499	2	Elite Motorsport
50	JUNIOR	Charlie HART	1:49.131	16:25:37.631	3	Elite Motorsport
90	JUNIOR	Chase FERNANDEZ	1:48.556	16:25:37.790	3	R Racing

Session Leader History

NO	CL	NAME	FROM LAP	LAPS LED	DISTANCE	VEHICLE
50	JUNIOR	Charlie HART	1	4	9.73 miles	Elite Motorsport
90	JUNIOR	Chase FERNANDEZ	5	2	4.86 miles	R Racing
50	JUNIOR	Charlie HART	7	2	4.86 miles	Elite Motorsport
26	JUNIOR	Henry JOSLYN	9	3	7.29 miles	Preptech UK

Flag History

TYPE	TIME OF DAY
GREEN	16:20:03.154
FINISH	16:40:25.346

Flag Statistics

TYPE	COUNT	TOTAL LAPS	TOTAL TIME
Green	1	11	21:17.767
Red	0	0	0.000
Safety Car	0	0	0.000
FCY	0	0	0.000

2024 Ginetta Junior Championship

RACE 13 - ROUND 25 - STATISTICS

CLASS : JUNIOR

6 Starters

Fastest Lap History

NO	NAME	LAP TIME	TIME OF DAY	LAP	VEHICLE
50	Charlie HART	1:55.373	16:21:58.548	1	Elite Motorsport
50	Charlie HART	1:49.951	16:23:48.499	2	Elite Motorsport
50	Charlie HART	1:49.131	16:25:37.631	3	Elite Motorsport
90	Chase FERNANDEZ	1:48.556	16:25:37.790	3	R Racing

Leader History

NO	NAME	FROM LAP	LAPS LED	DISTANCE	VEHICLE
50	Charlie HART	1	4	9.73 miles	Elite Motorsport
90	Chase FERNANDEZ	5	2	4.86 miles	R Racing
50	Charlie HART	7	2	4.86 miles	Elite Motorsport
26	Henry JOSLYN	9	3	7.29 miles	Preptech UK

2024 Ginetta Junior Championship

RACE 13 - ROUND 25 - STATISTICS

CLASS : ROOKIE

12 Starters

Fastest Lap History

NO	NAME	LAP TIME	TIME OF DAY	LAP	VEHICLE
35	Isaac PHELPS	1:55.574	16:21:58.669	1	Elite Motorsport
43	Archie CLARK	1:50.146	16:23:49.875	2	Elite Motorsport
43	Archie CLARK	1:49.177	16:25:38.974	3	Elite Motorsport
35	Isaac PHELPS	1:49.131	16:27:30.213	4	Elite Motorsport

Leader History

NO	NAME	FROM LAP	LAPS LED	DISTANCE	VEHICLE
35	Isaac PHELPS	1	1	2.43 miles	Elite Motorsport
43	Archie CLARK	2	4	9.73 miles	Elite Motorsport
35	Isaac PHELPS	6	1	2.43 miles	Elite Motorsport
43	Archie CLARK	7	1	2.43 miles	Elite Motorsport
67	Marcus SAETER	8	1	2.43 miles	R Racing
35	Isaac PHELPS	9	1	2.43 miles	Elite Motorsport
67	Marcus SAETER	10	2	4.86 miles	R Racing

2024 Ginetta Junior Championship

RACE 13 - ROUND 25 - WEATHER CONDITIONS

