



**GINETTA**  
JUNIOR CHAMPIONSHIP

# 2024 GINETTA JUNIOR CHAMPIONSHIP

**brscc**  
DRIVEN BY RACING

Rounds 4, 5 & 6  
Silverstone GP  
27<sup>th</sup> / 28<sup>th</sup> April 2024

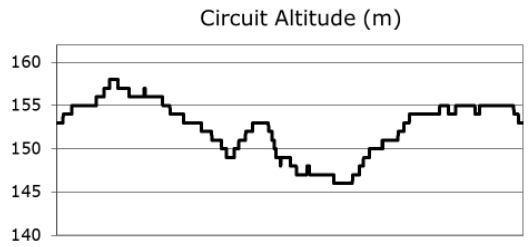
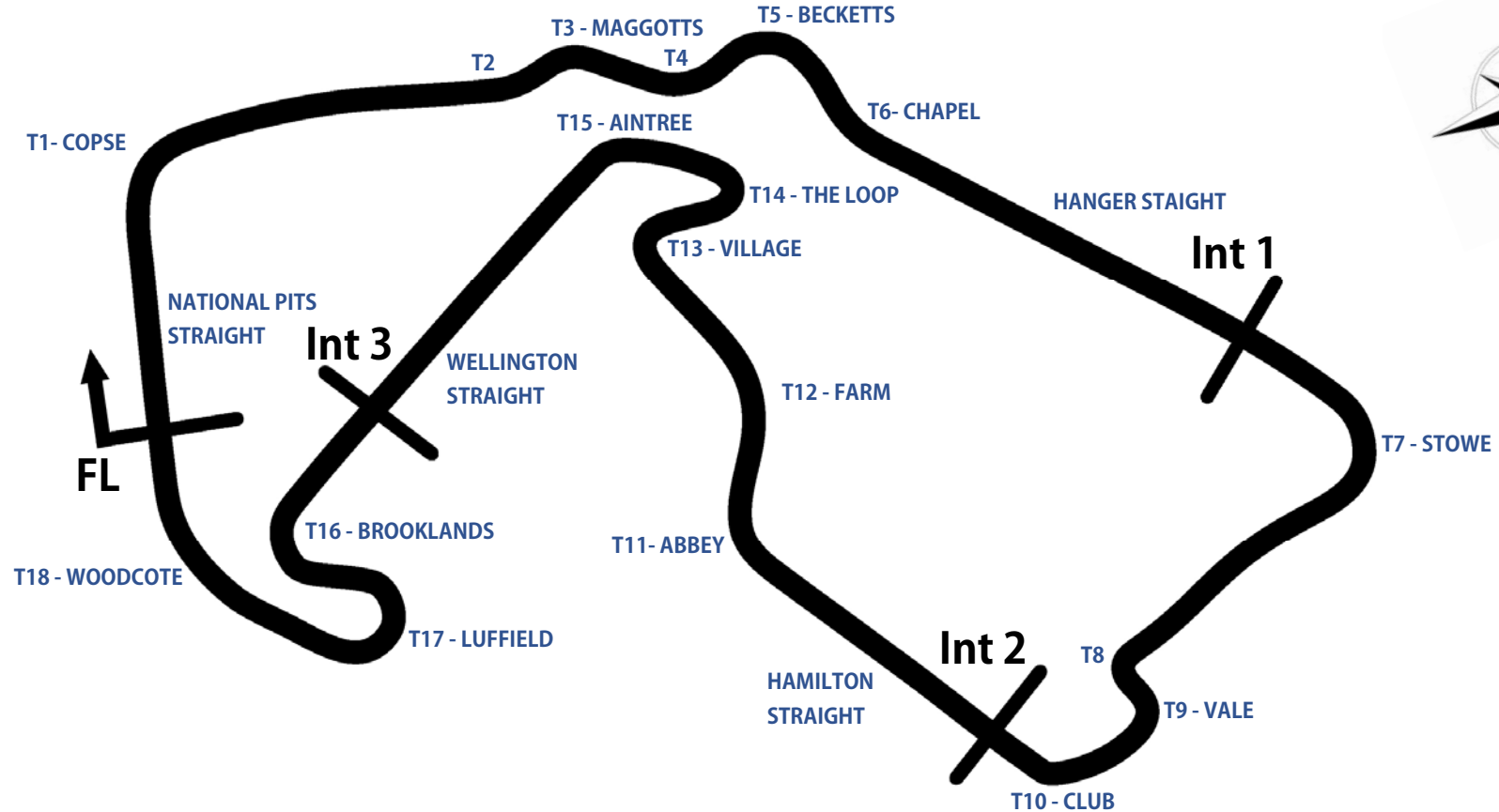


Timing & Results Provided by Timing Solutions Ltd

[www.tsl-timing.com](http://www.tsl-timing.com)

# Silverstone GP Circuit

Silverstone, Towcester, Northamptonshire, UK



Length	3.6605 miles   5.891 km   5891.0 m		
FL		52.07872 N	1.01711 W
Int 1	2033m	52.06559 N	1.01486 W
Int 2	3168m	52.06826 N	1.02344 W
Int 3	4857m	52.07603 N	1.01669 W
Pit Entry	5839m	52.07859 N	1.01758 W
Pit Exit	305m after FL	52.07880 N	1.01268 W
Pit Entry - Pit Exit	336m, 24.2s @ 50kph, 20.1s @ 60kph		

Results & Live Timing available at – [www.tsl-timing.com](http://www.tsl-timing.com)

# 2024 Ginetta Junior Championship

## QUALIFYING - CLASSIFICATION

POS	NO	CL	PIC	NAME	NAT	ENTRY	TIME	ON	LAPS	GAP	DIFF	MPH
1	26	J	1	Henry JOSLYN	GBR	Preptech UK	2:53.715	4	5			75.85
2	35*	R	1	Isaac PHELPS	GBR	Elite Motorsport	2:54.079	2	5	0.364	0.364	75.70
3	50	J	2	Charlie HART	GBR	Elite Motorsport	2:54.237	2	5	0.522	0.158	75.63
4	67	R	2	Marcus SAETER	NOR	R Racing	2:54.281	4	5	0.566	0.044	75.61
5	25	R	3	Ethan JEFF-HALL	GBR	R Racing	2:54.634	2	5	0.919	0.353	75.45
6	90	J	3	Chase FERNANDEZ	GBR	E3 Sport	2:54.912	2	5	1.197	0.278	75.33
7	17	R	4	James SHOTTON	GBR	Fox Motorsport	2:55.283	4	6	1.568	0.371	75.18
8	11	R	5	Ruben DAN	AUS	Elite Motorsport	2:55.909	4	5	2.194	0.626	74.91
9	43*	R	6	Archie CLARK	GBR	Elite Motorsport	2:55.973	4	5	2.258	0.064	74.88
10	5*	R	7	Tom INGRAM HILL	GBR	R Racing	2:56.615	2	5	2.900	0.642	74.61
11	27*	R	8	Alfie SLATER	GBR	R Racing	2:56.660	4	5	2.945	0.045	74.59
12	75	R	9	Colin CRONIN	IRL	Fox Motorsport	2:57.086	3	5	3.371	0.426	74.41
13	7	R	10	Nickolas ELLIS	IMN	Elite Motorsport	2:57.125	4	5	3.410	0.039	74.39
14	34	R	11	Max CUTHBERT	GBR	Elite Motorsport	2:57.847	2	5	4.132	0.722	74.09
15	45	R	12	Jack ROBINSON (F)	GBR	Fox Motorsport	2:57.926	4	5	4.211	0.079	74.06
16	74	R	13	Alfie DAVIES	GBR	Preptech UK	2:58.046	4	5	4.331	0.120	74.01
17	18	R	14	Torrin BYRNE (F)	GBR	Pace Performance	2:58.055	4	5	4.340	0.009	74.00
18	70*	R	15	Jude PETERS (F)	GBR	E3 Sport	2:58.354	4	6	4.639	0.299	73.88
19	31*	J	4	Felix LIVESEY	GBR	MDD Racing	2:58.538	4	6	4.823	0.184	73.80
20	53*	R	16	Ethan CARNEY	USA	Preptech UK	2:59.395	2	5	5.680	0.857	73.45
21	23	J	5	Holly MIALL	GBR	Fox Motorsport	3:01.412	2	5	7.697	2.017	72.64
22	20	R	17	Ntiyiso MABUNDA (F)	ZAF	Pace Performance	3:01.985	4	5	8.270	0.573	72.41
23	4	R	18	James ELLIS (F)	GBR	MDD Racing	3:03.080	3	5	9.365	1.095	71.97
24	19	R	19	Mahlori MABUNDA (F)	ZAF	Pace Performance	3:03.881	4	5	10.166	0.801	71.66
25	28*	J	6	Harry MOSS	GBR	R Racing	3:04.755	4	5	11.040	0.874	71.32
26	21*	R	20	Jovarni CASSELL JOSEPH (F)	GBR	MDD Racing	3:08.249	3	5	14.534	3.494	70.00

### Comments:

No. 21, 27, 31, 35, 43, 53, 70 - 1 Lap time disallowed; exceeding track limits.

No. 5, 28 - 2 Lap times disallowed; exceeding track limits.

Weather / Track : Overcast / Damp

Date: 27/04/2024 Start: 11:19 Finish: 11:39

These results are provisional until the conclusion of any judicial and technical matters.

Silverstone GP: 3.6604 miles

Clerk Of Course: Paul Levitt

Stewards:

Timekeeper: Gethin Rees



Results can be found at [www.tsl-timing.com](http://www.tsl-timing.com)

Printed - 11:47 Saturday, 27 April 2024

## 2024 Ginetta Junior Championship

### QUALIFYING - 2ND FASTEST CLASSIFICATION - AMENDED V2

POS	NO	CL	PIC	NAME	NAT	ENTRY	TIME	ON	LAPS	GAP	DIFF	MPH
1	50	J	1	Charlie HART	GBR	Elite Motorsport	2:54.430	2	4			75.54
2	35*	R	1	Isaac PHELPS	GBR	Elite Motorsport	2:54.588	2	4	0.158	0.158	75.47
3	67	R	2	Marcus SAETER	NOR	R Racing	2:54.789	2	4	0.359	0.201	75.39
4	26	J	2	Henry JOSLYN	GBR	Preptech UK	2:54.813	2	4	0.383	0.024	75.38
5	25	R	3	Ethan JEFF-HALL	GBR	R Racing	2:54.970	2	4	0.540	0.157	75.31
6	90	J	3	Chase FERNANDEZ	GBR	E3 Sport	2:55.488	3	4	1.058	0.518	75.09
7	17*	R	4	James SHOTTON	GBR	Fox Motorsport	2:55.919	2	5	1.489	0.431	74.90
8	43*	R	5	Archie CLARK	GBR	Elite Motorsport	2:56.016	2	4	1.586	0.097	74.86
9	11	R	6	Ruben DAN	AUS	Elite Motorsport	2:56.121	1	4	1.691	0.105	74.82
10	27*	R	7	Alfie SLATER	GBR	R Racing	2:57.184	1	4	2.754	1.063	74.37
11	7	R	8	Nickolas ELLIS	IMN	Elite Motorsport	2:57.817	2	4	3.387	0.633	74.10
12	75	R	9	Colin CRONIN	IRL	Fox Motorsport	2:58.004	3	4	3.574	0.187	74.03
13	74	R	10	Alfie DAVIES	GBR	Preptech UK	2:58.136	2	4	3.706	0.132	73.97
14	18	R	11	Torrin BYRNE (F)	GBR	Pace Performance	2:58.550	2	4	4.120	0.414	73.80
15	45	R	12	Jack ROBINSON (F)	GBR	Fox Motorsport	2:58.658	2	4	4.228	0.108	73.75
16	31*	J	4	Felix LIVESEY	GBR	MDD Racing	2:59.162	2	5	4.732	0.504	73.55
17	70*	R	13	Jude PETERS (F)	GBR	E3 Sport	2:59.221	2	5	4.791	0.059	73.52
18	34	R	14	Max CUTHBERT	GBR	Elite Motorsport	2:59.438	3	4	5.008	0.217	73.43
19	53*	R	15	Ethan CARNEY	USA	Preptech UK	3:00.244	2	4	5.814	0.806	73.11
20	23	J	5	Holly MIALL	GBR	Fox Motorsport	3:02.149	2	4	7.719	1.905	72.34
21	20	R	16	Ntiyiso MABUNDA (F)	ZAF	Pace Performance	3:03.000	1	4	8.570	0.851	72.00
22	4	R	17	James ELLIS (F)	GBR	MDD Racing	3:03.735	1	4	9.305	0.735	71.72
23	19	R	18	Mahlori MABUNDA (F)	ZAF	Pace Performance	3:12.999	1	4	18.569	9.264	68.27
24	21*	R	19	Jovarni CASSELL JOSEPH (F)	GBR	MDD Racing	3:15.527	3	4	21.097	2.528	67.39
25	5*	R	20	Tom INGRAM HILL	GBR	R Racing			4			
26	28*	J	6	Harry MOSS	GBR	R Racing			4			

**Comments:**

No. 17, 21, 27, 31, 35, 43, 53 - 1 Lap time disallowed; exceeding track limits.

No. 5, 28, 70 - 2 Lap times disallowed; exceeding track limits.

Weather / Track : Overcast / Damp

Date: 27/04/2024 Start: 11:19 Finish: 11:39

These results are provisional until the conclusion of any judicial and technical matters.

Silverstone GP: 3.6604 miles

Clerk Of Course: Paul Levitt

Stewards:

Timekeeper: Gethin Rees

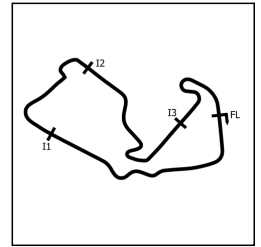


Results can be found at [www.tsl-timing.com](http://www.tsl-timing.com)

Printed - 08:59 Sunday, 28 April 2024

# 2024 Ginetta Junior Championship

## QUALIFYING - SECTOR ANALYSIS



SECTOR 1 = FL to I1, SECTOR 2 = I1 to I2, SECTOR 3 = I2 to I3, SECTOR 4 = I3 to FL, DIFF = Difference To Personal Best Lap, P = Crossed Finish Line in Pit Lane, D = Time Disallowed

P1		26 J		Henry JOSLYN				Preptech UK				
IDEAL LAP TIME : 2:53.715		BEST LAP TIME : 2:53.715				DIFFERENCE : 0.000						
LAP	SECTOR 1		SECTOR 2		SECTOR 3		SECTOR 4		LAP TIME	MPH	DIFF	TIME OF DAY
0 -	54.302	104.2	36.243	76.2	53.115	101.2	31.926	93.0	2:55.586	D	1.871	11:23:40.852
1 -	53.720	105.1	36.221	77.9	53.049	<b>101.9</b>	31.951	92.3	2:54.941	(3)	75.32	11:26:35.793
2 -	53.552	105.3	36.246	77.7	53.066	101.3	31.949	<b>93.1</b>	2:54.813	(2)	75.38	11:29:30.606
3 -	<b>53.241</b>	105.5	<b>35.989</b>	78.3	<b>52.706</b>	101.8	<b>31.779</b>	93.0	<b>2:53.715</b>	(1)	<b>75.85</b>	<b>11:32:24.321</b>
4 -	53.393	<b>106.1</b>	37.061	<b>78.4</b>	54.220	98.1	IN PIT		3:09.019	P	69.71	11:35:33.340

P2		35 R		Isaac PHELPS				Elite Motorsport				
IDEAL LAP TIME : 2:53.598		BEST LAP TIME : 2:54.079				DIFFERENCE : 0.481						
LAP	SECTOR 1		SECTOR 2		SECTOR 3		SECTOR 4		LAP TIME	MPH	DIFF	TIME OF DAY
0 -	53.503	104.8	36.322	77.2	53.332	102.9	<b>31.672</b>	<b>93.2</b>	2:54.829	D	0.750	11:23:51.721
1 -	<b>53.059</b>	<b>106.8</b>	36.180	78.3	<b>53.002</b>	<b>104.0</b>	31.838	92.7	<b>2:54.079</b>	(1)	<b>75.70</b>	<b>11:26:45.800</b>
2 -	53.781	106.1	35.879	78.3	53.100	102.4	31.828	92.4	2:54.588	(2)	75.47	11:29:40.388
3 -	53.271	106.5	35.899	78.0	53.199	102.9	31.772	92.7	2:54.144	D	0.062	11:32:34.529
4 -	53.368	106.0	<b>35.865</b>	<b>78.9</b>	53.220	89.4	IN PIT		3:00.502	P	73.00	11:35:35.031

P3		50 J		Charlie HART				Elite Motorsport				
IDEAL LAP TIME : 2:53.502		BEST LAP TIME : 2:54.237				DIFFERENCE : 0.735						
LAP	SECTOR 1		SECTOR 2		SECTOR 3		SECTOR 4		LAP TIME	MPH	DIFF	TIME OF DAY
0 -	53.585	105.3	<b>36.044</b>	78.5	<b>52.820</b>	103.8	<b>31.862</b>	<b>94.4</b>	2:54.314	D	0.074	11:23:24.970
1 -	<b>52.776</b>	<b>108.9</b>	36.592	77.4	52.964	<b>104.6</b>	31.905	93.2	<b>2:54.237</b>	(1)	<b>75.63</b>	<b>11:26:19.207</b>
2 -	53.040	106.0	36.171	77.8	53.313	101.9	31.906	91.7	2:54.430	(2)	75.54	11:29:13.637
3 -	53.577	106.5	36.513	<b>78.9</b>	53.520	102.9	32.451	93.6	2:56.061	(3)	74.84	11:32:09.698
4 -	57.982	102.6	40.585	73.5	58.209	91.1	IN PIT		3:19.309	P	66.11	11:35:29.007

P4		67 R		Marcus SAETER				R Racing				
IDEAL LAP TIME : 2:54.030		BEST LAP TIME : 2:54.281				DIFFERENCE : 0.251						
LAP	SECTOR 1		SECTOR 2		SECTOR 3		SECTOR 4		LAP TIME	MPH	DIFF	TIME OF DAY
0 -	53.865	106.3	36.658	77.4	53.247	<b>103.4</b>	32.329	<b>93.4</b>	2:56.099	D	1.818	11:23:32.150
1 -	53.275	107.3	36.505	77.8	52.993	103.0	32.453	92.2	2:55.226	(3)	75.20	11:26:27.376
2 -	53.292	107.2	<b>36.168</b>	<b>78.6</b>	53.095	102.9	32.234	91.8	2:54.789	(2)	75.39	11:29:22.165
3 -	<b>53.051</b>	<b>107.5</b>	36.419	78.4	<b>52.773</b>	<b>103.4</b>	<b>32.038</b>	93.1	<b>2:54.281</b>	(1)	<b>75.61</b>	<b>11:32:16.446</b>
4 -	56.281	100.4	38.194	76.0	56.676	93.9	IN PIT		3:14.040	P	67.91	11:35:30.486

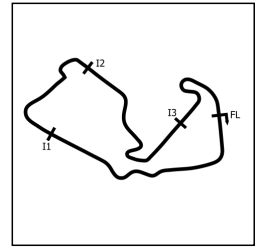
P5		25 R		Ethan JEFF-HALL				R Racing				
IDEAL LAP TIME : 2:54.391		BEST LAP TIME : 2:54.634				DIFFERENCE : 0.243						
LAP	SECTOR 1		SECTOR 2		SECTOR 3		SECTOR 4		LAP TIME	MPH	DIFF	TIME OF DAY
0 -	53.545	105.3	36.558	76.9	53.298	102.9	32.271	92.8	2:55.672	D	1.038	11:23:24.663
1 -	<b>52.961</b>	107.3	36.411	77.0	<b>53.126</b>	<b>103.5</b>	32.136	<b>94.3</b>	<b>2:54.634</b>	(1)	<b>75.45</b>	<b>11:26:19.297</b>
2 -	53.079	<b>108.9</b>	36.335	78.1	53.508	102.7	<b>32.048</b>	93.4	2:54.970	(2)	75.31	11:29:14.267
3 -	53.009	107.3	<b>36.256</b>	<b>78.3</b>	53.574	102.4	32.681	93.2	2:55.520	(3)	75.07	11:32:09.787
4 -	56.840	99.7	40.969	73.1	58.253	89.7	IN PIT		3:18.178	P	66.49	11:35:27.965

P6		90 J		Chase FERNANDEZ				E3 Sport				
IDEAL LAP TIME : 2:54.303		BEST LAP TIME : 2:54.912				DIFFERENCE : 0.609						
LAP	SECTOR 1		SECTOR 2		SECTOR 3		SECTOR 4		LAP TIME	MPH	DIFF	TIME OF DAY
0 -	54.061	104.8	<b>36.055</b>	77.4	<b>52.850</b>	102.2	<b>32.044</b>	<b>93.0</b>	2:55.010	D	0.098	11:23:34.892
1 -	<b>53.354</b>	<b>106.3</b>	36.135	77.7	53.026	<b>102.6</b>	32.397	92.6	<b>2:54.912</b>	(1)	<b>75.33</b>	<b>11:26:29.804</b>
2 -	53.514	106.1	36.258	<b>78.3</b>	53.475	101.3	32.326	92.6	2:55.573	(3)	75.05	11:29:25.377
3 -	53.374	106.0	36.564	77.4	53.337	101.8	32.213	92.4	2:55.488	(2)	75.09	11:32:20.865
4 -	54.021	105.6	36.666	76.6	56.595	97.3	IN PIT		3:10.577	P	69.14	11:35:31.442

# 2024 Ginetta Junior Championship

## QUALIFYING - SECTOR ANALYSIS



SECTOR 1 = FL to I1, SECTOR 2 = I1 to I2, SECTOR 3 = I2 to I3, SECTOR 4 = I3 to FL, DIFF = Difference To Personal Best Lap, P = Crossed Finish Line in Pit Lane, D = Time Disallowed

P7		17 R		James SHOTTON				Fox Motorsport				
IDEAL LAP TIME : 2:54.503		BEST LAP TIME : 2:55.283				DIFFERENCE : 0.780						
LAP	SECTOR 1		SECTOR 2		SECTOR 3		SECTOR 4		LAP TIME	MPH	DIFF	TIME OF DAY
0 -	56.008	102.4	40.055	72.8	53.970	101.0	32.227	91.7	3:02.260	D	6.977	11:24:29.031
1 -	54.385	105.1	36.741	77.0	53.655	102.1	<b>31.887</b>	91.9	2:56.668		1.385	11:27:25.699
2 -	<b>53.708</b>	<b>105.6</b>	36.530	77.5	53.467	101.9	32.214	92.7	2:55.919	(3)	0.636	11:30:21.618
3 -	54.061	105.5	<b>35.954</b>	76.6	53.347	<b>102.7</b>	31.921	<b>93.8</b>	<b>2:55.283</b>	(1)	<b>75.18</b>	<b>11:33:16.901</b>
4 -	54.636	105.1	36.084	<b>78.1</b>	<b>52.954</b>	<b>102.7</b>	32.104	90.5	2:55.778	(2)	0.495	11:36:12.679
5 -	54.604	<b>105.6</b>	36.062	77.1	53.266	102.4	IN PIT		2:58.156	P	2.873	11:39:10.835

P8		11 R		Ruben DAN				Elite Motorsport				
IDEAL LAP TIME : 2:55.285		BEST LAP TIME : 2:55.909				DIFFERENCE : 0.624						
LAP	SECTOR 1		SECTOR 2		SECTOR 3		SECTOR 4		LAP TIME	MPH	DIFF	TIME OF DAY
0 -	54.421	104.2	37.047	76.7	53.750	101.6	32.471	92.2	2:57.689	D	1.780	11:23:49.370
1 -	<b>53.367</b>	105.3	36.648	76.1	53.741	101.8	32.365	92.1	2:56.121	(2)	0.212	11:26:45.491
2 -	54.756	<b>107.3</b>	<b>36.326</b>	<b>78.5</b>	<b>53.322</b>	<b>102.9</b>	<b>32.270</b>	<b>92.7</b>	2:56.674	(3)	0.765	11:29:42.165
3 -	53.645	106.3	36.561	78.3	53.399	102.4	32.304	<b>92.7</b>	<b>2:55.909</b>	(1)	<b>74.91</b>	<b>11:32:38.074</b>
4 -	55.223	104.5	36.903	77.8	53.816	101.6	IN PIT		3:04.658	P	8.749	11:35:42.732

P9		43 R		Archie CLARK				Elite Motorsport				
IDEAL LAP TIME : 2:55.531		BEST LAP TIME : 2:55.973				DIFFERENCE : 0.442						
LAP	SECTOR 1		SECTOR 2		SECTOR 3		SECTOR 4		LAP TIME	MPH	DIFF	TIME OF DAY
0 -	53.905	105.5	36.627	76.8	53.349	<b>103.5</b>	<b>32.105</b>	<b>92.7</b>	2:55.986	D	0.013	11:24:02.667
1 -	<b>53.782</b>	<b>106.5</b>	<b>36.338</b>	<b>77.7</b>	<b>53.306</b>	103.2	32.222	91.3	2:55.648	D		11:26:58.315
2 -	53.879	105.8	36.596	77.0	53.360	102.6	32.181	92.3	2:56.016	(2)	0.043	11:29:54.331
3 -	53.829	106.0	36.550	76.8	53.424	102.7	32.170	92.6	<b>2:55.973</b>	(1)	<b>74.88</b>	<b>11:32:50.304</b>
4 -	58.051	86.3	39.814	69.8	1:00.396	79.7	IN PIT		3:20.131	P	24.158	11:36:10.435

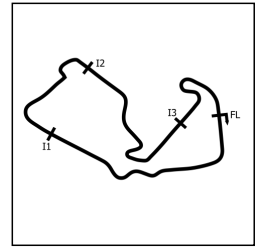
P10		5 R		Tom INGRAM HILL				R Racing				
IDEAL LAP TIME : 2:55.930		BEST LAP TIME : 2:56.615				DIFFERENCE : 0.685						
LAP	SECTOR 1		SECTOR 2		SECTOR 3		SECTOR 4		LAP TIME	MPH	DIFF	TIME OF DAY
0 -	54.483	103.7	37.264	74.8	54.062	101.5	32.499	92.8	2:58.308	D	1.693	11:24:16.676
1 -	53.627	105.6	36.813	76.8	53.714	102.1	32.461	92.3	<b>2:56.615</b>	(1)	<b>74.61</b>	<b>11:27:13.291</b>
2 -	53.606	106.1	36.987	77.2	53.605	102.4	32.479	92.7	2:56.677	D	0.062	11:30:09.968
3 -	<b>53.381</b>	<b>106.8</b>	<b>36.659</b>	<b>78.2</b>	<b>53.548</b>	<b>103.2</b>	<b>32.342</b>	<b>93.8</b>	2:55.930	D	74.90	11:33:05.898
4 -	54.917	104.0	38.082	75.3	55.262	99.8	IN PIT		3:08.273	P	11.658	11:36:14.171

P11		27 R		Alfie SLATER				R Racing				
IDEAL LAP TIME : 2:56.141		BEST LAP TIME : 2:56.660				DIFFERENCE : 0.519						
LAP	SECTOR 1		SECTOR 2		SECTOR 3		SECTOR 4		LAP TIME	MPH	DIFF	TIME OF DAY
0 -	1:07.693	95.8	41.184	77.8	1:01.476	75.3	33.340	<b>92.4</b>	3:23.693	D	27.033	11:25:52.252
1 -	53.971	106.6	36.965	78.0	54.151	101.3	<b>32.097</b>	91.9	2:57.184	(2)	0.524	11:28:49.436
2 -	53.925	<b>106.8</b>	36.672	76.6	54.708	101.3	32.476	91.7	2:57.784	D	1.121	11:31:47.217
3 -	54.142	104.6	<b>36.483</b>	78.5	53.873	101.8	32.162	92.1	<b>2:56.660</b>	(1)	<b>74.59</b>	<b>11:34:43.877</b>
4 -	<b>53.793</b>	105.0	36.644	<b>79.1</b>	<b>53.768</b>	<b>101.9</b>	IN PIT		3:05.386	P	8.726	11:37:49.263

P12		75 R		Colin CRONIN				Fox Motorsport				
IDEAL LAP TIME : 2:56.842		BEST LAP TIME : 2:57.086				DIFFERENCE : 0.244						
LAP	SECTOR 1		SECTOR 2		SECTOR 3		SECTOR 4		LAP TIME	MPH	DIFF	TIME OF DAY
0 -	56.577	103.5	37.342	76.5	54.159	101.5	32.353	<b>91.9</b>	3:00.434	D	3.345	11:25:03.364
1 -	55.241	105.0	36.358	78.1	54.302	<b>101.8</b>	32.423	<b>91.9</b>	2:58.324	(3)	1.238	11:28:01.688
2 -	<b>54.418</b>	<b>105.5</b>	<b>36.067</b>	<b>78.8</b>	54.225	100.6	32.376	91.4	<b>2:57.086</b>	(1)	<b>74.41</b>	<b>11:30:58.774</b>
3 -	55.443	103.8	36.204	78.5	<b>54.032</b>	101.3	<b>32.325</b>	91.0	2:58.004	(2)	0.918	11:33:56.778
4 -	54.773	103.5	36.683	78.3	54.612	101.3	IN PIT		3:07.410	P	10.324	11:37:04.188

# 2024 Ginetta Junior Championship

## QUALIFYING - SECTOR ANALYSIS



SECTOR 1 = FL to I1, SECTOR 2 = I1 to I2 SECTOR 3 = I2 to I3, SECTOR 4 = I3 to FL, DIFF = Difference To Personal Best Lap, P = Crossed Finish Line in Pit Lane, D = Time Disallowed

P13		7 R		Nickolas ELLIS				Elite Motorsport				
IDEAL LAP TIME : 2:57.019		BEST LAP TIME : 2:57.125				DIFFERENCE : 0.106						
LAP	SECTOR 1		SECTOR 2		SECTOR 3		SECTOR 4		LAP TIME	MPH	DIFF	TIME OF DAY
0 -	55.757	103.8	37.261	74.7	54.407	<b>101.5</b>	32.494	<b>91.4</b>	2:59.919	D	2.794	11:24:12.009
1 -	55.104	104.6	37.151	75.5	<b>53.787</b>	101.2	<b>32.421</b>	91.2	2:58.463	(3)	73.84	11:27:10.472
2 -	<b>54.279</b>	<b>105.1</b>	36.913	76.6	53.937	101.2	32.688	90.8	2:57.817	(2)	74.10	11:30:08.289
3 -	54.296	<b>105.1</b>	<b>36.532</b>	<b>76.9</b>	53.870	101.3	32.427	91.0	<b>2:57.125</b>	(1)	<b>74.39</b>	<b>11:33:05.414</b>
4 -	56.020	103.8	37.961	74.8	56.473	81.7	IN PIT		3:12.079	P	68.60	11:36:17.493

P14		34 R		Max CUTHBERT				Elite Motorsport				
IDEAL LAP TIME : 2:57.580		BEST LAP TIME : 2:57.847				DIFFERENCE : 0.267						
LAP	SECTOR 1		SECTOR 2		SECTOR 3		SECTOR 4		LAP TIME	MPH	DIFF	TIME OF DAY
0 -	54.594	105.0	37.858	73.9	54.746	101.6	32.713	91.3	2:59.914	D	2.064	11:24:45.047
1 -	<b>53.991</b>	104.8	<b>37.304</b>	74.1	54.145	101.2	<b>32.407</b>	91.2	<b>2:57.847</b>	(1)	<b>74.09</b>	<b>11:27:42.894</b>
2 -	56.730	104.8	37.481	<b>75.1</b>	<b>53.878</b>	<b>102.4</b>	32.419	<b>92.1</b>	3:00.508	(3)	73.00	11:30:43.402
3 -	55.038	<b>105.1</b>	37.618	74.7	54.168	101.8	32.614	91.8	2:59.438	(2)	73.43	11:33:42.840
4 -	56.560	104.6	38.852	73.0	55.033	101.8	IN PIT		3:11.986	P	68.63	11:36:54.826

P15		45 R		Jack ROBINSON (F)				Fox Motorsport				
IDEAL LAP TIME : 2:57.453		BEST LAP TIME : 2:57.926				DIFFERENCE : 0.473						
LAP	SECTOR 1		SECTOR 2		SECTOR 3		SECTOR 4		LAP TIME	MPH	DIFF	TIME OF DAY
0 -	55.291	104.0	37.070	75.0	54.248	101.9	32.693	<b>92.1</b>	2:59.302	D	1.376	11:24:53.886
1 -	<b>54.556</b>	<b>105.5</b>	37.121	77.4	54.165	101.6	32.858	89.9	2:58.700	(3)	73.74	11:27:52.586
2 -	55.229	<b>105.5</b>	<b>36.714</b>	<b>77.5</b>	54.085	101.9	32.630	91.8	2:58.658	(2)	73.75	11:30:51.244
3 -	54.967	105.1	36.776	<b>77.8</b>	<b>53.710</b>	<b>102.7</b>	<b>32.473</b>	<b>92.1</b>	<b>2:57.926</b>	(1)	<b>74.06</b>	<b>11:33:49.170</b>
4 -	56.182	105.1	36.731	77.4	54.478	102.1	IN PIT		3:09.055	P	69.70	11:36:58.225

P16		74 R		Alfie DAVIES				Preptech UK				
IDEAL LAP TIME : 2:57.475		BEST LAP TIME : 2:58.046				DIFFERENCE : 0.571						
LAP	SECTOR 1		SECTOR 2		SECTOR 3		SECTOR 4		LAP TIME	MPH	DIFF	TIME OF DAY
0 -	55.493	103.5	36.998	75.7	54.680	101.3	32.861	90.2	3:00.032	D	1.986	11:24:21.661
1 -	54.745	104.5	<b>36.639</b>	75.6	54.832	101.2	<b>32.398</b>	90.4	2:58.614	(3)	73.77	11:27:20.275
2 -	<b>54.559</b>	104.0	36.906	76.1	54.246	100.7	32.425	90.4	2:58.136	(2)	73.97	11:30:18.411
3 -	54.818	104.0	36.644	76.4	54.174	100.9	32.410	<b>90.8</b>	<b>2:58.046</b>	(1)	<b>74.01</b>	<b>11:33:16.457</b>
4 -	55.912	<b>105.1</b>	36.939	<b>76.6</b>	<b>53.879</b>	<b>101.6</b>	IN PIT		3:09.397	P	69.57	11:36:25.854

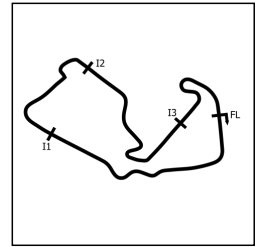
P17		18 R		Torrin BYRNE (F)				Pace Performance				
IDEAL LAP TIME : 2:56.841		BEST LAP TIME : 2:58.055				DIFFERENCE : 1.214						
LAP	SECTOR 1		SECTOR 2		SECTOR 3		SECTOR 4		LAP TIME	MPH	DIFF	TIME OF DAY
0 -	54.747	104.2	36.997	75.8	54.102	<b>101.8</b>	<b>32.377</b>	<b>92.2</b>	2:58.223	D	0.168	11:24:00.223
1 -	<b>54.184</b>	<b>106.0</b>	<b>36.549</b>	76.5	54.070	101.3	40.210	91.3	3:05.013	(3)	71.22	11:27:05.236
2 -	54.575	105.3	37.005	75.7	54.319	101.3	32.651	91.5	2:58.550	(2)	73.80	11:30:03.786
3 -	54.532	105.3	37.145	76.0	<b>53.731</b>	101.6	32.647	91.4	<b>2:58.055</b>	(1)	<b>74.00</b>	<b>11:33:01.841</b>
4 -	55.276	105.0	36.935	<b>76.6</b>	55.612	85.8	IN PIT		3:10.294	P	69.24	11:36:12.135

P18		70 R		Jude PETERS (F)				E3 Sport				
IDEAL LAP TIME : 2:57.971		BEST LAP TIME : 2:58.354				DIFFERENCE : 0.383						
LAP	SECTOR 1		SECTOR 2		SECTOR 3		SECTOR 4		LAP TIME	MPH	DIFF	TIME OF DAY
0 -	59.134	101.8	36.926	76.0	54.452	100.0	<b>32.535</b>	90.8	3:03.047	D	4.693	11:24:34.557
1 -	55.370	103.7	37.178	74.9	54.254	101.3	32.704	91.9	2:59.506	D	1.152	11:27:34.063
2 -	55.024	103.0	37.419	76.6	54.206	101.0	32.572	92.2	2:59.221	(3)	73.52	11:30:33.284
3 -	54.678	105.3	37.134	75.5	<b>53.962</b>	<b>101.6</b>	32.580	<b>93.1</b>	<b>2:58.354</b>	(1)	<b>73.88</b>	<b>11:33:31.638</b>
4 -	54.810	<b>106.0</b>	37.032	<b>78.0</b>	54.245	101.0	32.764	89.7	2:58.851	(2)	73.68	11:36:30.489
5 -	<b>54.595</b>	102.9	<b>36.879</b>	77.4	54.007	99.5	IN PIT		3:06.193	P	70.77	11:39:36.682

# 2024 Ginetta Junior Championship

## QUALIFYING - SECTOR ANALYSIS



SECTOR 1 = FL to I1, SECTOR 2 = I1 to I2, SECTOR 3 = I2 to I3, SECTOR 4 = I3 to FL, DIFF = Difference To Personal Best Lap, P = Crossed Finish Line in Pit Lane, D = Time Disallowed

P19		31 J		Felix LIVESEY				MDD Racing				
IDEAL LAP TIME : 2:57.362		BEST LAP TIME : 2:58.538				DIFFERENCE : 1.176						
LAP	SECTOR 1		SECTOR 2		SECTOR 3		SECTOR 4		LAP TIME	MPH	DIFF	TIME OF DAY
0 -	55.490	104.0	37.182	76.6	53.926	<b>101.8</b>	<b>32.319</b>	91.4	2:58.917	D	0.379	11:24:35.518
1 -	54.732	<b>106.1</b>	<b>36.676</b>	73.3	53.893	100.4	33.022	90.2	2:58.323	D	73.89	11:27:33.841
2 -	55.324	102.6	36.959	75.1	54.154	100.1	32.725	90.0	2:59.162	(2)	73.55	0.624 11:30:33.003
3 -	54.757	102.7	37.005	76.6	53.941	100.3	32.835	<b>92.4</b>	<b>2:58.538</b>	(1)	<b>73.80</b>	<b>11:33:31.541</b>
4 -	<b>54.703</b>	103.7	37.044	76.3	<b>53.664</b>	100.1	35.286	84.8	3:00.697	(3)	72.92	2.159 11:36:32.238
5 -	55.414	104.5	36.965	<b>77.9</b>	54.548	100.6	IN PIT		3:05.354	P	71.09	6.816 11:39:37.592

P20		53 R		Ethan CARNEY				Preptech UK				
IDEAL LAP TIME : 2:58.544		BEST LAP TIME : 2:59.395				DIFFERENCE : 0.851						
LAP	SECTOR 1		SECTOR 2		SECTOR 3		SECTOR 4		LAP TIME	MPH	DIFF	TIME OF DAY
0 -	56.114	103.7	37.093	75.4	54.687	101.6	<b>32.528</b>	91.0	3:00.422	D	1.027	11:25:00.065
1 -	<b>54.892</b>	104.2	37.119	76.0	54.668	101.2	32.716	90.7	<b>2:59.395</b>	(1)	<b>73.45</b>	<b>11:27:59.460</b>
2 -	55.073	104.0	37.045	76.0	55.158	101.6	32.968	<b>91.9</b>	3:00.244	(2)	73.11	0.849 11:30:59.704
3 -	54.931	<b>106.1</b>	<b>36.828</b>	<b>77.0</b>	<b>54.296</b>	<b>102.1</b>	32.722	90.8	2:58.777	D	73.71	11:33:58.481
4 -	55.257	104.3	37.018	76.3	54.763	98.2	IN PIT		3:08.794	P	69.79	9.399 11:37:07.275

P21		23 J		Holly MIALL				Fox Motorsport				
IDEAL LAP TIME : 3:00.867		BEST LAP TIME : 3:01.412				DIFFERENCE : 0.545						
LAP	SECTOR 1		SECTOR 2		SECTOR 3		SECTOR 4		LAP TIME	MPH	DIFF	TIME OF DAY
0 -	57.323	102.9	38.573	72.7	55.877	<b>101.5</b>	<b>32.890</b>	<b>92.2</b>	3:04.663	D	3.251	11:25:17.056
1 -	<b>55.137</b>	<b>104.2</b>	<b>37.890</b>	<b>74.0</b>	<b>54.950</b>	100.3	33.435	90.3	<b>3:01.412</b>	(1)	<b>72.64</b>	<b>11:28:18.468</b>
2 -	55.295	103.8	37.940	71.9	55.427	100.0	33.487	89.8	3:02.149	(2)	72.34	0.737 11:31:20.617
3 -	55.793	103.4	37.986	73.1	55.169	99.4	33.509	89.9	3:02.457	(3)	72.22	1.045 11:34:23.074
4 -	59.146	102.2	41.418	68.2	58.668	86.2	IN PIT		3:19.580	P	66.02	18.168 11:37:42.654

P22		20 R		Ntiyiso MABUNDA (F)				Pace Performance				
IDEAL LAP TIME : 3:01.012		BEST LAP TIME : 3:01.985				DIFFERENCE : 0.973						
LAP	SECTOR 1		SECTOR 2		SECTOR 3		SECTOR 4		LAP TIME	MPH	DIFF	TIME OF DAY
0 -	58.092	102.9	40.277	75.7	56.049	99.8	33.352	90.5	3:07.770	D	5.785	11:25:43.191
1 -	56.628	103.2	<b>38.017</b>	75.4	55.488	99.2	<b>32.867</b>	90.5	3:03.000	(2)	72.00	1.015 11:28:46.191
2 -	56.607	102.4	38.244	<b>76.6</b>	55.607	<b>100.6</b>	33.158	<b>92.1</b>	3:03.616	(3)	71.76	1.631 11:31:49.807
3 -	<b>54.691</b>	<b>104.3</b>	38.466	75.1	<b>55.437</b>	99.8	33.391	91.7	<b>3:01.985</b>	(1)	<b>72.41</b>	<b>11:34:51.792</b>
4 -	55.109	103.5	38.868	74.5	56.023	93.8	IN PIT		3:15.406	P	67.43	13.421 11:38:07.198

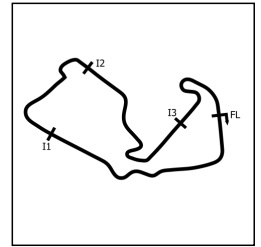
P23		4 R		James ELLIS (F)				MDD Racing				
IDEAL LAP TIME : 3:02.516		BEST LAP TIME : 3:03.080				DIFFERENCE : 0.564						
LAP	SECTOR 1		SECTOR 2		SECTOR 3		SECTOR 4		LAP TIME	MPH	DIFF	TIME OF DAY
0 -	57.313	98.5	39.765	71.5	56.517	96.2	33.457	86.8	3:07.052	D	3.972	11:25:16.923
1 -	56.793	100.0	38.280	75.2	55.367	97.2	<b>33.295</b>	<b>88.5</b>	3:03.735	(2)	71.72	0.655 11:28:20.658
2 -	56.448	<b>102.4</b>	<b>37.733</b>	74.8	55.250	<b>97.3</b>	33.649	87.1	<b>3:03.080</b>	(1)	<b>71.97</b>	<b>11:31:23.738</b>
3 -	1:05.586	100.3	37.984	75.1	55.226	97.2	33.398	87.8	3:12.194	(3)	68.56	9.114 11:34:35.932
4 -	<b>56.277</b>	100.7	37.970	<b>75.4</b>	<b>55.211</b>	96.9	IN PIT		3:09.518	P	69.53	6.438 11:37:45.450

P24		19 R		Mahlori MABUNDA (F)				Pace Performance				
IDEAL LAP TIME : 3:02.547		BEST LAP TIME : 3:03.881				DIFFERENCE : 1.334						
LAP	SECTOR 1		SECTOR 2		SECTOR 3		SECTOR 4		LAP TIME	MPH	DIFF	TIME OF DAY
0 -	1:01.268	102.2	38.797	74.6	55.127	100.3	<b>33.129</b>	90.0	3:08.324	D	4.440	11:25:39.258
1 -	1:05.779	103.8	38.973	<b>75.5</b>	<b>55.042</b>	<b>101.5</b>	33.205	<b>92.1</b>	3:12.999	(2)	68.27	9.118 11:28:52.257
2 -	56.171	<b>104.0</b>	47.487	72.2	56.928	99.4	33.819	90.9	3:14.405	(3)	67.78	10.524 11:32:06.662
3 -	<b>55.966</b>	<b>104.0</b>	<b>38.410</b>	74.7	55.982	99.7	33.523	90.2	<b>3:03.881</b>	(1)	<b>71.66</b>	<b>11:35:10.543</b>
4 -	57.318	103.0	38.812	74.8	56.941	99.2	IN PIT		3:17.062	P	66.87	13.181 11:38:27.605



# 2024 Ginetta Junior Championship

## QUALIFYING - SECTOR ANALYSIS



SECTOR 1 = FL to I1, SECTOR 2 = I1 to I2 SECTOR 3 = I2 to I3, SECTOR 4 = I3 to FL, DIFF = Difference To Personal Best Lap, P = Crossed Finish Line in Pit Lane, D = Time Disallowed

P25 28 J		Harry MOSS				R Racing						
IDEAL LAP TIME : 2:56.595		BEST LAP TIME : 3:04.755				DIFFERENCE : 8.160						
LAP	SECTOR 1		SECTOR 2		SECTOR 3		SECTOR 4		LAP TIME	MPH	DIFF	TIME OF DAY
0 -	55.268	104.6	43.372	76.3	54.019	102.9	32.771	92.4	3:05.430	D	0.675	11:24:46.828
1 -	<b>53.896</b>	<b>105.6</b>	36.971	77.2	53.728	<b>103.0</b>	32.774	<b>93.1</b>	2:57.369	D		11:27:44.197
2 -	54.265	105.0	36.987	77.1	<b>53.609</b>	101.9	33.013	91.9	2:57.874	D		11:30:42.071
3 -	1:01.804	104.6	<b>36.953</b>	<b>77.7</b>	53.861	101.9	<b>32.137</b>	92.3	<b>3:04.755 (1)</b>	<b>71.32</b>		<b>11:33:46.826</b>
4 -	54.996	104.0	38.193	73.4	54.667	102.1	IN PIT		3:09.341	P	4.586	11:36:56.167

P26 21 R		Jovarni CASSELL JOSEPH (F)				MDD Racing						
IDEAL LAP TIME : 3:05.483		BEST LAP TIME : 3:08.249				DIFFERENCE : 2.766						
LAP	SECTOR 1		SECTOR 2		SECTOR 3		SECTOR 4		LAP TIME	MPH	DIFF	TIME OF DAY
0 -	1:05.411	92.8	40.001	71.6	58.527	<b>96.0</b>	34.053	85.6	3:17.992	D	9.743	11:25:45.571
1 -	<b>56.781</b>	<b>97.5</b>	<b>38.592</b>	71.7	56.862	<b>96.0</b>	<b>33.412</b>	<b>86.4</b>	3:05.647	D		11:28:51.218
2 -	57.431	<b>97.5</b>	39.683	72.0	57.237	94.7	33.898	86.0	<b>3:08.249 (1)</b>	<b>70.00</b>		<b>11:31:59.467</b>
3 -	57.302	97.3	47.629	<b>72.7</b>	<b>56.698</b>	95.1	33.898	85.8	3:15.527	(2)	7.278	11:35:14.994
4 -	59.401	97.3	39.553	71.2	59.404	93.5	IN PIT		3:20.895	P	12.646	11:38:35.889

# 2024 Ginetta Junior Championship

## QUALIFYING - BEST SECTORS

SECTOR 1				SECTOR 2		SECTOR 3		SECTOR 4		IDEAL / BEST COMPARISON								
POS	NO	NAME	TIME	NO	NAME	TIME	NO	NAME	TIME	POS	NO	NAME	IDEAL	BEST	DIFF			
												<b>PERFECT LAP</b>	<b>2:53.019</b>					
1	50	HART	52.776	35	PHELPS	35.865	26	JOSLYN	52.706	35	PHELPS	31.672	1	50	HART	2:53.502	2:54.237	0.735
2	25	JEFF-HA	52.961	17	SHOTTON	35.954	67	SAETER	52.773	26	JOSLYN	31.779	2	35	PHELPS	2:53.598	2:54.079	0.481
3	67	SAETER	53.051	26	JOSLYN	35.989	50	HART	52.820	50	HART	31.862	3	26	JOSLYN	2:53.715	2:53.715	0.000
4	35	PHELPS	53.059	50	HART	36.044	90	FERNAND	52.850	17	SHOTTON	31.887	4	67	SAETER	2:54.030	2:54.281	0.251
5	26	JOSLYN	53.241	90	FERNAND	36.055	17	SHOTTON	52.954	67	SAETER	32.038	5	90	FERNANDEZ	2:54.303	2:54.912	0.609
6	90	FERNAND	53.354	75	CRONIN	36.067	35	PHELPS	53.002	90	FERNAND	32.044	6	25	JEFF-HALL	2:54.391	2:54.634	0.243
7	11	DAN	53.367	67	SAETER	36.168	25	JEFF-HA	53.126	25	JEFF-HA	32.048	7	17	SHOTTON	2:54.503	2:55.283	0.780
8	5	INGRAM	53.381	25	JEFF-HA	36.256	43	CLARK	53.306	27	SLATER	32.097	8	11	DAN	2:55.285	2:55.909	0.624
9	17	SHOTTON	53.708	11	DAN	36.326	11	DAN	53.322	43	CLARK	32.105	9	43	CLARK	2:55.531	2:55.973	0.442
10	43	CLARK	53.782	43	CLARK	36.338	5	INGRAM	53.548	28	MOSS	32.137	10	5	INGRAM HILL	2:55.930	2:56.615	0.685
11	27	SLATER	53.793	27	SLATER	36.483	28	MOSS	53.609	11	DAN	32.270	11	27	SLATER	2:56.141	2:56.660	0.519
12	28	MOSS	53.896	7	ELLIS	36.532	31	LIVESEY	53.664	31	LIVESEY	32.319	12	28	MOSS	2:56.595	3:04.755	8.160
13	34	CUTHBER	53.991	18	BYRNE (	36.549	45	ROBINSO	53.710	75	CRONIN	32.325	13	18	BYRNE (F)	2:56.841	2:58.055	1.214
14	18	BYRNE (	54.184	74	DAVIES	36.639	18	BYRNE (	53.731	5	INGRAM	32.342	14	75	CRONIN	2:56.842	2:57.086	0.244
15	7	ELLIS	54.279	5	INGRAM	36.659	27	SLATER	53.768	18	BYRNE (	32.377	15	7	ELLIS	2:57.019	2:57.125	0.106
16	75	CRONIN	54.418	31	LIVESEY	36.676	7	ELLIS	53.787	74	DAVIES	32.398	16	31	LIVESEY	2:57.362	2:58.538	1.176
17	45	ROBINSO	54.556	45	ROBINSO	36.714	34	CUTHBER	53.878	34	CUTHBER	32.407	17	45	ROBINSON (F)	2:57.453	2:57.926	0.473
18	74	DAVIES	54.559	53	CARNEY	36.828	74	DAVIES	53.879	7	ELLIS	32.421	18	74	DAVIES	2:57.475	2:58.046	0.571
19	70	PETERS	54.595	70	PETERS	36.879	70	PETERS	53.962	45	ROBINSO	32.473	19	34	CUTHBERT	2:57.580	2:57.847	0.267
20	20	MABUNDA	54.691	28	MOSS	36.953	75	CRONIN	54.032	53	CARNEY	32.528	20	70	PETERS (F)	2:57.971	2:58.354	0.383
21	31	LIVESEY	54.703	34	CUTHBER	37.304	53	CARNEY	54.296	70	PETERS	32.535	21	53	CARNEY	2:58.544	2:59.395	0.851
22	53	CARNEY	54.892	4	ELLIS (	37.733	23	MIALL	54.950	20	MABUNDA	32.867	22	23	MIALL	3:00.867	3:01.412	0.545
23	23	MIALL	55.137	23	MIALL	37.890	19	MABUNDA	55.042	23	MIALL	32.890	23	20	MABUNDA (F)	3:01.012	3:01.985	0.973
24	19	MABUNDA	55.966	20	MABUNDA	38.017	4	ELLIS (	55.211	19	MABUNDA	33.129	24	4	ELLIS (F)	3:02.516	3:03.080	0.564
25	4	ELLIS (	56.277	19	MABUNDA	38.410	20	MABUNDA	55.437	4	ELLIS (	33.295	25	19	MABUNDA (F)	3:02.547	3:03.881	1.334
26	21	CASSELL	56.781	21	CASSELL	38.592	21	CASSELL	56.698	21	CASSELL	33.412	26	21	CASSELL JOSEPH (F)	3:05.483	3:08.249	2.766

# 2024 Ginetta Junior Championship

## QUALIFYING - BEST SPEEDS

POS	INTERMEDIATE 1			INTERMEDIATE 2			INTERMEDIATE 3			FINISH LINE		
	NO	NAME	MPH	NO	NAME	MPH	NO	NAME	MPH	NO	NAME	MPH
1	50	HART	108.9	27	SLATER	79.1	50	HART	104.6	50	HART	94.4
2	25	JEFF-HALL	108.9	35	PHELPS	78.9	35	PHELPS	104.0	25	JEFF-HALL	94.3
3	67	SAETER	107.5	50	HART	78.9	25	JEFF-HALL	103.5	17	SHOTTON	93.8
4	11	DAN	107.3	75	CRONIN	78.8	43	CLARK	103.5	5	INGRAM HILL	93.8
5	35	PHELPS	106.8	67	SAETER	78.6	67	SAETER	103.4	67	SAETER	93.4
6	5	INGRAM HILL	106.8	11	DAN	78.5	5	INGRAM HILL	103.2	35	PHELPS	93.2
7	27	SLATER	106.8	26	JOSLYN	78.4	28	MOSS	103.0	26	JOSLYN	93.1
8	43	CLARK	106.5	25	JEFF-HALL	78.3	11	DAN	102.9	70	PETERS (F)	93.1
9	90	FERNANDEZ	106.3	90	FERNANDEZ	78.3	17	SHOTTON	102.7	28	MOSS	93.1
10	26	JOSLYN	106.1	5	INGRAM HILL	78.2	45	ROBINSON (F)	102.7	90	FERNANDEZ	93.0
11	31	LIVESEY	106.1	17	SHOTTON	78.1	90	FERNANDEZ	102.6	11	DAN	92.7
12	53	CARNEY	106.1	70	PETERS (F)	78.0	34	CUTHBERT	102.4	43	CLARK	92.7
13	18	BYRNE (F)	106.0	31	LIVESEY	77.9	53	CARNEY	102.1	27	SLATER	92.4
14	70	PETERS (F)	106.0	45	ROBINSON (F)	77.8	26	JOSLYN	101.9	31	LIVESEY	92.4
15	17	SHOTTON	105.6	43	CLARK	77.7	27	SLATER	101.9	18	BYRNE (F)	92.2
16	28	MOSS	105.6	28	MOSS	77.7	75	CRONIN	101.8	23	MIALL	92.2
17	75	CRONIN	105.5	53	CARNEY	77.0	18	BYRNE (F)	101.8	34	CUTHBERT	92.1
18	45	ROBINSON (F)	105.5	7	ELLIS	76.9	31	LIVESEY	101.8	45	ROBINSON (F)	92.1
19	7	ELLIS	105.1	18	BYRNE (F)	76.6	74	DAVIES	101.6	20	MABUNDA (F)	92.1
20	34	CUTHBERT	105.1	20	MABUNDA (F)	76.6	70	PETERS (F)	101.6	19	MABUNDA (F)	92.1
21	74	DAVIES	105.1	74	DAVIES	76.6	7	ELLIS	101.5	75	CRONIN	91.9
22	20	MABUNDA (F)	104.3	19	MABUNDA (F)	75.5	23	MIALL	101.5	53	CARNEY	91.9
23	23	MIALL	104.2	4	ELLIS (F)	75.4	19	MABUNDA (F)	101.5	7	ELLIS	91.4
24	19	MABUNDA (F)	104.0	34	CUTHBERT	75.1	20	MABUNDA (F)	100.6	74	DAVIES	90.8
25	4	ELLIS (F)	102.4	23	MIALL	74.0	4	ELLIS (F)	97.3	4	ELLIS (F)	88.5
26	21	CASELL JOSEPH (F)	97.5	21	CASELL JOSEPH (F)	72.7	21	CASELL JOSEPH (F)	96.0	21	CASELL JOSEPH (F)	86.4

## 2024 Ginetta Junior Championship

### QUALIFYING - STATISTICS

<b>Competitors Started</b>	26
<b>Planned Start</b>	2024-04-27 @ 11:10:00.000
<b>Actual Start</b>	2024-04-27 @ 11:19:15.838
<b>Finish Time</b>	2024-04-27 @ 11:39:16.370
<b>Track Length</b>	3.6604mi.
<b>Total Laps</b>	107
<b>Total Distance Covered</b>	391.6732mi.

### Session Fastest Lap History

NO	CL	NAME	LAP TIME	TIME OF DAY	LAP	VEHICLE
50	JUNIOR	Charlie HART	<b>2:54.237</b>	11:26:19.203	1	Elite Motorsport
35	ROOKIE	Isaac PHELPS	<b>2:54.079</b>	11:26:45.797	1	Elite Motorsport
26	JUNIOR	Henry JOSLYN	<b>2:53.715</b>	11:32:24.326	3	Preptech UK

### Flag History

TYPE	TIME OF DAY
GREEN	11:19:15.838
FINISH	11:39:16.370

### Flag Statistics

TYPE	COUNT	TOTAL LAPS	TOTAL TIME
Green	1	5	20:33.434
Red	0	0	0.000
Safety Car	0	0	0.000
FCY	0	0	0.000

## 2024 Ginetta Junior Championship

### QUALIFYING - STATISTICS

CLASS : JUNIOR

6 Starters

#### Fastest Lap History

NO	NAME	LAP TIME	TIME OF DAY	LAP	VEHICLE
50	Charlie HART	<b>2:54.237</b>	11:26:19.203	1	Elite Motorsport
26	Henry JOSLYN	<b>2:53.715</b>	11:32:24.326	3	Preptech UK

## 2024 Ginetta Junior Championship

### QUALIFYING - STATISTICS

CLASS : ROOKIE

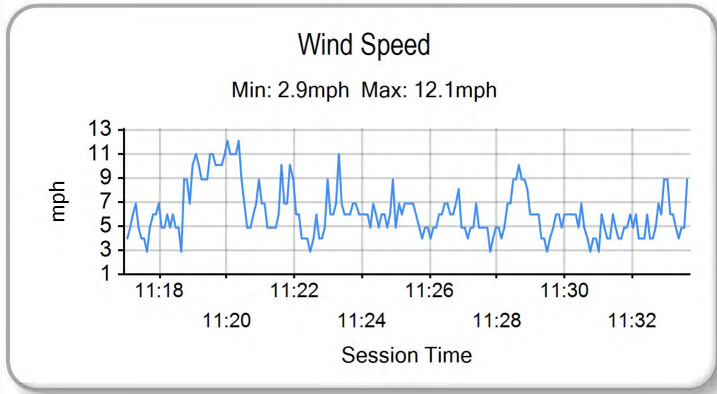
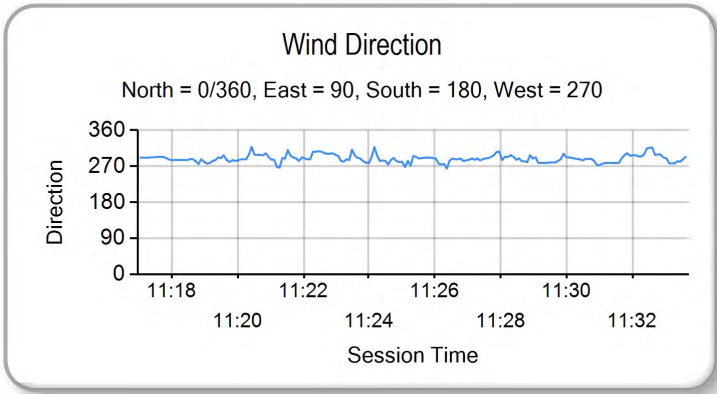
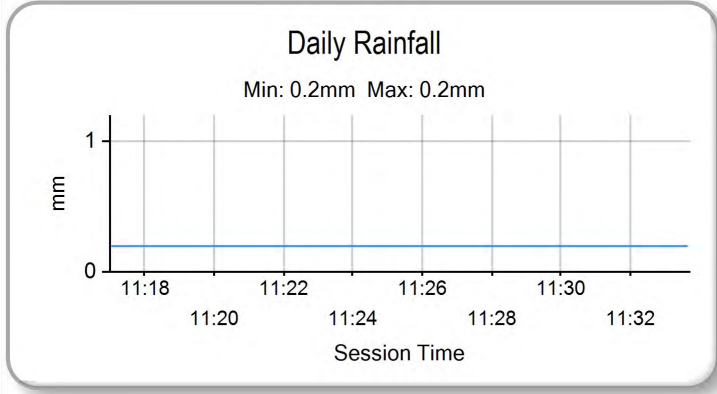
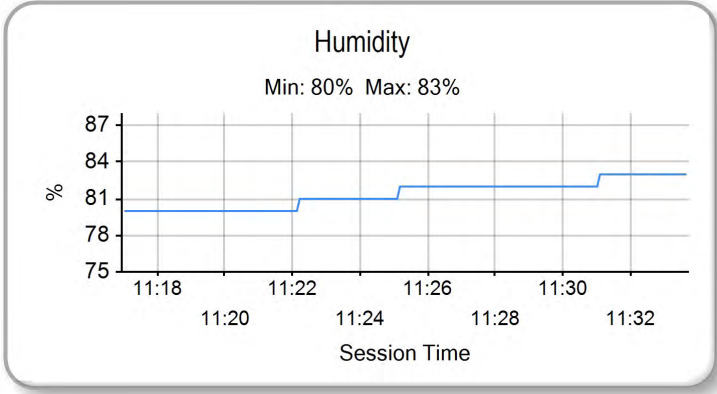
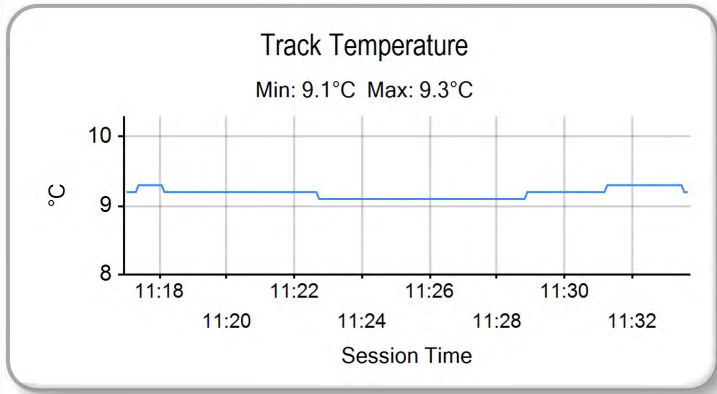
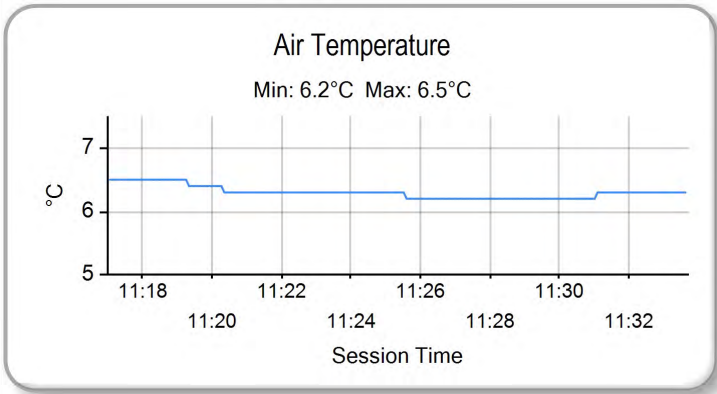
20 Starters

#### Fastest Lap History

NO	NAME	LAP TIME	TIME OF DAY	LAP	VEHICLE
25	Ethan JEFF-HALL	<b>2:54.634</b>	11:26:19.297	1	R Racing
35	Isaac PHELPS	<b>2:54.079</b>	11:26:45.797	1	Elite Motorsport

# 2024 Ginetta Junior Championship

## QUALIFYING - WEATHER CONDITIONS



# 2024 Ginetta Junior Championship

## RACE 1 - ROUND 4 - GRID (20 minutes)

ROW 13	26	3:08.249	21	Jovani CASSELL JOSEPH (F)	25	3:04.755	28	Harry MOSS
ROW 12	24	3:03.881	19	Mahlori MABUNDA (F)	23	3:03.080	4	James ELLIS (F)
ROW 11	22	3:01.985	20	Ntiyiso MABUNDA (F)	21	3:01.412	23	Holly MIALL
ROW 10	20	2:59.395	53	Ethan CARNEY	19	2:58.538	31	Felix LIVESEY
ROW 9	18	2:58.354	70	Jude PETERS (F)	17	2:58.055	18	Torrin BYRNE (F)
ROW 8	16	2:58.046	74	Alfie DAVIES	15	2:57.926	45	Jack ROBINSON (F)
ROW 7	14	2:57.847	34	Max CUTHBERT	13	2:57.125	7	Nickolas ELLIS
ROW 6	12	2:57.086	75	Colin CRONIN	11	2:56.660	27	Alfie SLATER
ROW 5	10	2:56.615	5	Tom INGRAM HILL	9	2:55.973	43	Archie CLARK
ROW 4	8	2:55.909	11	Ruben DAN	7	2:55.283	17	James SHOTTON
ROW 3	6	2:54.912	90	Chase FERNANDEZ	5	2:54.634	25	Ethan JEFF-HALL
ROW 2	4	2:54.281	67	Marcus SAETER	3	2:54.237	50	Charlie HART
ROW 1	2	2:54.079	35	Isaac PHELPS	1	2:53.715	26	Henry JOSLYN
<b>Pole</b>								

These results are provisional until the conclusion of any judicial and technical matters.

Silverstone GP: 3.6604 miles

Clerk Of Course: Paul Levitt	Stewards:	Timekeeper: Gethin Rees	
------------------------------	-----------	-------------------------	--

Results can be found at [www.tsl-timing.com](http://www.tsl-timing.com)

Printed - 11:48 Saturday, 27 April 2024



# 2024 Ginetta Junior Championship

## RACE 1 - ROUND 4 - CLASSIFICATION

Race Distance: 7 Laps / 25.62 miles

POS	NO	CL	PIC	NAME	NAT	ENTRY	LAPS	TIME	GAP	DIFF	MPH	BEST	ON	GRD	↑↓
1	26	J	1	Henry JOSLYN	GBR	Preptech UK	7	21:30.412			71.48	2:39.969	4	1	0
2	50	J	2	Charlie HART	GBR	Elite Motorsport	7	21:30.784	0.372	0.372	71.46	2:39.958	4	3	1
3	90	J	3	Chase FERNANDEZ	GBR	E3 Sport	7	21:30.951	0.539	0.167	71.45	2:39.896	4	6	3
4	17	R	1	James SHOTTON	GBR	Fox Motorsport	7	21:35.767	5.355	4.816	71.18	2:40.021	4	7	3
5	35	R	2	Isaac PHELPS	GBR	Elite Motorsport	7	21:36.735	6.323	0.968	71.13	2:40.183	4	2	-3
6	25	R	3	Ethan JEFF-HALL	GBR	R Racing	7	21:36.951	6.539	0.216	71.12	2:39.880	4	5	-1
7	43	R	4	Archie CLARK	GBR	Elite Motorsport	7	21:37.421	7.009	0.470	71.09	2:40.901	4	9	2
8	75	R	5	Colin CRONIN	IRL	Fox Motorsport	7	21:38.475	8.063	1.054	71.04	2:41.106	4	12	4
9	5	R	6	Tom INGRAM HILL	GBR	R Racing	7	21:38.742	8.330	0.267	71.02	2:41.701	5	10	1
10	7	R	7	Nickolas ELLIS	IMN	Elite Motorsport	7	21:39.035	8.623	0.293	71.01	2:41.629	5	13	3
11	28	J	4	Harry MOSS	GBR	R Racing	7	21:45.630	15.218	6.595	70.65	2:43.588	7	25	14
12	11	R	8	Ruben DAN	AUS	Elite Motorsport	7	21:45.696	15.284	0.066	70.64	2:41.215	5	8	-4
13	67	R	9	Marcus SAETER	NOR	R Racing	7	21:46.824	16.412	1.128	70.58	2:40.852	4	4	-9
14	31	J	5	Felix LIVESEY	GBR	MDD Racing	7	21:46.871	16.459	0.047	70.58	2:42.342	4	19	5
15	18	R	10	Torrin BYRNE (F)	GBR	Pace Performance	7	21:46.997	16.585	0.126	70.57	2:43.981	7	17	2
16	70	R	11	Jude PETERS (F)	GBR	E3 Sport	7	21:47.427	17.015	0.430	70.55	2:42.959	4	18	2
17	74	R	12	Alfie DAVIES	GBR	Preptech UK	7	21:47.657	17.245	0.230	70.54	2:42.622	5	16	-1
18	53	R	13	Ethan CARNEY	USA	Preptech UK	7	21:49.281	18.869	1.624	70.45	2:43.974	5	20	2
19	34	R	14	Max CUTHBERT	GBR	Elite Motorsport	7	21:49.306	18.894	0.025	70.45	2:43.823	7	14	-5
20	45	R	15	Jack ROBINSON (F)	GBR	Fox Motorsport	7	21:51.316	20.904	2.010	70.34	2:41.471	5	15	-5
21	23	J	6	Holly MIALL	GBR	Fox Motorsport	7	21:57.050	26.638	5.734	70.03	2:45.298	5	21	0
22	4	R	16	James ELLIS (F)	GBR	MDD Racing	7	22:01.378	30.966	4.328	69.80	2:46.899	4	23	1
23	20	R	17	Ntiyiso MABUNDA (F)	ZAF	Pace Performance	7	22:05.796	35.384	4.418	69.57	2:44.457	7	22	-1
24	21	R	18	Jovarni CASSELL JOSEPH (F)	GBR	MDD Racing	7	22:12.629	42.217	6.833	69.21	2:49.415	4	26	2

### NOT CLASSIFIED

DNF	27	R		Alfie SLATER	GBR	R Racing	5	16:09.493	2 Laps	2 Laps	67.96	2:40.854	4	11	
DNF	19	R		Mahlori MABUNDA (F)	ZAF	Pace Performance	0							24	

### FASTEST LAP

25	R			Ethan JEFF-HALL	GBR	R Racing	4	2:39.880			82.42 mph		132.64 kph		
90	J			Chase FERNANDEZ	GBR	E3 Sport	4	2:39.896			82.41 mph		132.63 kph		

Weather / Track : Overcast / Dry

Date: 27/04/2024 Start: 15:27 Finish: 15:48

These results are provisional until the conclusion of any judicial and technical matters.

Silverstone GP: 3.6604 miles

Clerk Of Course: Paul Levitt	Stewards:	Timekeeper: Gethin Rees	
------------------------------	-----------	-------------------------	--

Results can be found at [www.tsl-timing.com](http://www.tsl-timing.com)

Printed - 15:52 Saturday, 27 April 2024

# 2024 Ginetta Junior Championship

## RACE 1 - ROUND 4 - LAP CHART

LAP 1 @ 15:30:02.717			LAP 2 @ 15:34:02.640			LAP 3 @ 15:37:45.540			LAP 4 @ 15:40:25.509			LAP 5 @ 15:43:08.368		
NO	BEHIND	LAP TIME	NO	BEHIND	LAP TIME	NO	BEHIND	LAP TIME	NO	BEHIND	LAP TIME	NO	BEHIND	LAP TIME
26		3:02.138	26		3:59.923	26		3:42.900	26		2:39.969	35		2:42.450
35	0.319	3:02.457	35	0.476	4:00.080	35	0.195	3:42.619	35	0.409	2:40.183	26	0.102	2:42.961
50	1.030	3:03.168	50	0.879	3:59.772	50	0.560	3:42.581	50	0.549	2:39.958	90	0.681	2:42.451
67	1.504	3:03.642	67	1.401	3:59.820	67	0.883	3:42.382	90	1.089	2:39.896	67	0.884	2:41.977
90	1.859	3:03.997	90	1.915	3:59.979	90	1.162	3:42.147	25	1.514	2:39.880	50	0.887	2:43.197
25	2.586	3:04.724	25	2.757	4:00.094	25	1.603	3:41.746	67	1.766	2:40.852	25	1.094	2:42.439
17	2.971	3:05.109	17	3.168	4:00.120	17	1.819	3:41.551	17	1.871	2:40.021	17	1.269	2:42.257
43	3.503	3:05.641	43	3.690	4:00.110	43	2.006	3:41.216	43	2.938	2:40.901	43	1.608	2:41.529
27	3.880	3:06.018	27	4.108	4:00.151	27	2.156	3:40.948	27	3.041	2:40.854	27	1.704	2:41.522
75	4.504	3:06.642	75	4.623	4:00.042	75	2.403	3:40.680	75	3.540	2:41.106	75	2.455	2:41.774
5	5.022	3:07.160	5	5.023	3:59.924	5	2.703	3:40.580	11	4.417	2:41.531	11	2.773	2:41.215
11	5.791	3:07.929	11	5.730	3:59.862	11	2.855	3:40.025	5	4.744	2:42.010	5	3.586	2:41.701
7	6.469	3:08.607	7	6.105	3:59.559	7	3.225	3:40.020	7	5.225	2:41.969	7	3.995	2:41.629
45	6.868	3:09.006	45	6.397	3:59.452	45	3.344	3:39.847	45	5.427	2:42.052	45	4.039	2:41.471
34	7.526	3:09.664	34	7.055	3:59.452	34	3.797	3:39.642	34	7.717	2:43.889	28	10.128	2:44.505
18	7.989	3:10.127	18	7.836	3:59.770	18	3.979	3:39.043	31	8.134	2:42.342	31	10.434	2:45.159
28	8.320	3:10.458	28	8.246	3:59.849	28	4.545	3:39.199	70	8.316	2:42.959	18	10.674	2:45.079
70	9.094	3:11.232	70	9.424	4:00.253	70	5.326	3:38.802	18	8.454	2:44.444	70	11.067	2:45.610
23	9.380	3:11.518	23	10.050	4:00.593	23	5.459	3:38.309	28	8.482	2:43.906	34	11.851	2:46.993
31	10.089	3:12.227	31	10.443	4:00.277	31	5.761	3:38.218	53	10.867	2:44.359	53	11.982	2:43.974
20	10.646	3:12.784	20	11.076	4:00.353	20	6.021	3:37.845	20	11.266	2:45.214	74	12.566	2:42.622
53	11.298	3:13.436	53	11.937	4:00.562	53	6.477	3:37.440	74	12.803	2:45.011	23	15.612	2:45.298
4	11.833	3:13.971	4	12.694	4:00.784	4	7.180	3:37.386	23	13.173	2:47.683	4	18.381	2:47.130
21	12.181	3:14.319	21	13.034	4:00.776	21	7.664	3:37.530	4	14.110	2:46.899	21	25.032	2:50.781
74	12.659	3:14.797	74	13.469	4:00.733	74	7.761	3:37.192	21	17.110	2:49.415	20	29.062	3:00.655

# 2024 Ginetta Junior Championship

## RACE 1 - ROUND 4 - LAP CHART

LAP 6 @ 15:45:50.012			LAP 7 @ 15:48:30.991		
NO	BEHIND	LAP TIME	NO	BEHIND	LAP TIME
26		2:41.542	26		2:40.979
90	0.230	2:41.193	50	0.372	2:40.737
50	0.614	2:41.371	90	0.539	2:41.288
25	2.477	2:43.027	17	5.355	2:43.462
35	2.563	2:44.207	35	6.323	2:44.739
17	2.872	2:43.247	25	6.539	2:45.041
67	2.999	2:43.759	43	7.009	2:44.085
43	3.903	2:43.939	75	8.063	2:43.142
75	5.900	2:45.089	5	8.330	2:42.884
5	6.425	2:44.483	7	8.623	2:41.866
11	6.560	2:45.431	28	15.218	2:43.588
45	7.228	2:44.833	11	15.284	2:49.703
7	7.736	2:45.385	67	16.412	2:54.392
28	12.609	2:44.125	31	16.459	2:43.805
18	13.583	2:44.553	18	16.585	2:43.981
31	13.633	2:44.843	70	17.015	2:44.232
70	13.762	2:44.339	74	17.245	2:42.978
53	14.917	2:44.579	53	18.869	2:44.931
74	15.246	2:44.324	34	18.894	2:43.823
34	16.050	2:45.843	45	20.904	2:54.655
23	20.973	2:47.005	23	26.638	2:46.644
4	24.968	2:48.231	4	30.966	2:46.977
20	31.906	2:44.488	20	35.384	2:44.457
21	32.812	2:49.424	21	42.217	2:50.384

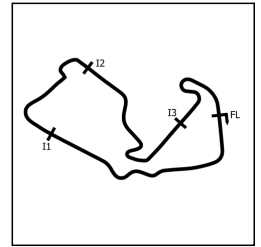
# 2024 Ginetta Junior Championship

## RACE 1 - ROUND 4 - POSITION CHART WITH INTERMEDIATES

No	Name	Lap Pos	L0 - Int1-M	L0 - Int2-M	L0 - Int3-M	L1 - Finish	L1 - Int1-M	L1 - Int2-M	L1 - Int3-M	L2 - Finish	L2 - Int1-M	L2 - Int2-M	L2 - Int3-M	L3 - Finish	L3 - Int1-M	L3 - Int2-M	L3 - Int3-M	L4 - Finish	L4 - Int1-M	L4 - Int2-M	L4 - Int3-M	L5 - Finish	L5 - Int1-M	L5 - Int2-M	L5 - Int3-M	L6 - Finish	L6 - Int1-M	L6 - Int2-M	L6 - Int3-M	L7 - Finish	
			26	26	26	26	26	26	26	26	26	26	26	26	26	26	26	26	26	26	26	26	26	26	26	26	26	26	26	26	26
26	JOSLYN	1	26	26	26	26	26	26	26	26	26	26	26	26	26	26	26	26	26	26	26	26	26	26	26	26	26	26	26	26	
35	PHELPS	2	35	35	35	35	35	35	35	35	35	35	35	35	35	35	35	35	35	35	35	50	26	35	90	90	90	50	50	26	50
50	HART	3	50	50	50	50	50	50	50	50	50	50	50	50	50	50	50	50	50	50	50	26	90	90	50	50	50	90	90	90	90
67	SAETER	4	67	67	67	67	67	67	67	67	67	67	67	67	67	67	67	67	90	90	90	90	67	50	35	35	25	17	17	17	17
25	JEFF-HALL	5	90	90	90	90	90	90	90	90	90	90	90	90	90	90	90	90	25	25	25	67	50	25	67	25	35	67	67	67	35
90	FERNANDEZ	6	25	25	25	25	25	25	25	25	25	25	25	25	25	25	25	25	67	67	67	25	25	67	25	67	17	43	35	35	25
17	SHOTTON	7	17	17	17	17	17	17	17	17	17	17	17	17	17	17	17	17	17	17	17	17	17	17	17	67	25	25	43	43	43
11	DAN	8	43	43	43	43	43	43	43	43	43	43	43	43	43	43	43	43	27	43	43	43	43	43	43	43	43	35	43	25	75
43	CLARK	9	11	27	27	27	27	27	27	27	27	27	27	27	27	27	27	27	43	27	27	27	27	27	27	75	75	75	75	75	5
5	INGRAM HILL	10	27	75	75	75	75	75	75	75	75	75	75	75	75	75	75	75	75	75	75	75	11	11	5	5	11	5	5	7	7
27	SLATER	11	75	11	5	5	5	5	5	5	5	5	5	5	5	5	5	11	11	11	11	11	11	75	75	11	11	5	7	7	28
75	CRONIN	12	5	5	11	11	11	11	11	11	11	11	11	11	11	11	11	5	5	5	5	5	5	5	5	45	45	45	28	28	11
7	ELLIS	13	7	7	7	7	7	7	7	7	7	7	7	7	7	7	7	7	7	7	7	7	45	45	7	7	7	11	11	67	67
34	CUTHBERT	14	45	45	45	45	45	45	45	45	45	45	45	45	45	45	45	45	45	45	45	45	7	7	28	28	28	18	31	31	31
45	ROBINSON (F)	15	34	34	34	34	34	34	34	34	34	34	34	34	34	34	34	34	31	31	31	28	28	28	28	31	18	18	31	18	18
74	DAVIES	16	74	18	18	18	18	18	18	18	18	18	18	18	18	18	18	34	31	34	28	31	31	31	31	18	31	31	70	70	70
18	BYRNE (F)	17	18	28	28	28	28	28	28	28	28	28	28	28	28	28	28	31	70	28	18	18	18	18	70	70	70	70	53	74	74
70	PETERS (F)	18	31	70	70	70	70	70	70	70	70	70	70	70	70	70	70	18	18	70	70	70	70	18	53	53	53	74	45	53	53
31	LIVESEY	19	70	23	23	23	23	23	23	23	23	23	23	23	23	23	23	28	28	70	34	34	34	53	53	74	74	74	45	34	34
53	CARNEY	20	28	31	31	31	31	31	31	31	31	31	31	31	31	31	31	53	53	53	53	53	53	34	74	34	34	34	34	53	45
23	MIALL	21	23	53	20	20	20	20	20	20	20	20	20	20	20	20	20	53	53	20	20	20	20	74	74	34	23	23	23	23	23
20	MABUNDA (F)	22	53	20	53	53	53	53	53	53	53	53	53	53	53	53	23	23	74	74	74	74	23	23	23	4	4	4	4	4	4
4	ELLIS (F)	23	20	4	4	4	4	4	4	4	4	4	4	4	4	4	4	74	4	74	23	23	23	23	4	4	4	20	20	20	20
19	MABUNDA (F)	24	4	21	21	21	21	21	21	21	21	21	21	21	21	21	21	4	4	4	4	4	21	21	21	21	21	21	21	21	21
28	MOSS	25	21	74	74	74	74	74	74	74	74	74	74	74	74	74	21	21	21	21	21	21	21	20	20	20					
21	CASSELL JOSEPH (F)	26																													

# 2024 Ginetta Junior Championship

## RACE 1 - ROUND 4 - SECTOR ANALYSIS



SECTOR 1 = FL to I1, SECTOR 2 = I1 to I2, SECTOR 3 = I2 to I3, SECTOR 4 = I3 to FL, DIFF = Difference To Personal Best Lap, P = Crossed Finish Line in Pit Lane, D = Time Disallowed

P1		26 J		Henry JOSLYN				Preptech UK					
IDEAL LAP TIME : 2:39.883		BEST LAP TIME : 2:39.969				DIFFERENCE : 0.086							
LAP	SECTOR 1	SECTOR 2		SECTOR 3		SECTOR 4		LAP TIME	MPH	DIFF	TIME OF DAY		
1 -		107.3	32.852	81.2	57.109	62.8	39.635	60.0	3:02.138	72.35	22.169	15:30:02.717	
2 -	1:17.153	59.7	50.181	57.7	1:11.541	63.3	41.048	63.4	3:59.923	54.92	1:19.954	15:34:02.640	
3 -	1:10.978	85.0	41.063	68.4	1:05.270	40.2	45.589	88.7	3:42.900	59.11	1:02.931	15:37:45.540	
4 -	48.820	107.5	32.686	80.9	49.251	104.2	29.212	93.4	2:39.969 (1)	82.37		15:40:25.509	
5 -	48.875	107.5	34.052	80.4	50.809	102.6	29.225	95.1	2:42.961	80.86	2.992	15:43:08.470	
6 -	49.624	107.7	33.526	80.5	49.266	103.0	29.126	93.8	2:41.542 (3)	81.57	1.573	15:45:50.012	
7 -	49.082	107.3	32.942	81.3	49.545	101.3	29.410	93.8	2:40.979 (2)	81.86	1.010	15:48:30.991	

P2		50 J		Charlie HART				Elite Motorsport					
IDEAL LAP TIME : 2:39.625		BEST LAP TIME : 2:39.958				DIFFERENCE : 0.333							
LAP	SECTOR 1	SECTOR 2		SECTOR 3		SECTOR 4		LAP TIME	MPH	DIFF	TIME OF DAY		
1 -		110.0	33.222	82.2	57.430	62.0	39.692	57.8	3:03.168	71.94	23.210	15:30:03.747	
2 -	1:17.460	62.7	50.018	56.3	1:11.230	62.3	41.064	59.8	3:59.772	54.95	1:19.814	15:34:03.519	
3 -	1:10.946	85.4	40.999	67.9	1:05.113	40.2	45.523	90.2	3:42.581	59.20	1:02.623	15:37:46.100	
4 -	48.734	112.9	33.014	82.2	48.690	107.0	29.520	96.2	2:39.958 (1)	82.38		15:40:26.058	
5 -	48.678	110.9	33.982	80.6	50.471	103.0	30.066	93.6	2:43.197	80.74	3.239	15:43:09.255	
6 -	49.291	111.1	33.943	81.4	48.855	105.5	29.282	95.8	2:41.371 (3)	81.66	1.413	15:45:50.626	
7 -	48.684	110.5	32.975	82.1	49.255	104.0	29.823	94.6	2:40.737 (2)	81.98	0.779	15:48:31.363	

P3		90 J		Chase FERNANDEZ				E3 Sport					
IDEAL LAP TIME : 2:39.449		BEST LAP TIME : 2:39.896				DIFFERENCE : 0.447							
LAP	SECTOR 1	SECTOR 2		SECTOR 3		SECTOR 4		LAP TIME	MPH	DIFF	TIME OF DAY		
1 -		111.8	33.633	81.1	57.328	59.0	39.780	56.5	3:03.997	71.61	24.101	15:30:04.576	
2 -	1:17.469	63.7	50.278	57.1	1:10.776	62.7	41.456	62.1	3:59.979	54.91	1:20.083	15:34:04.555	
3 -	1:10.740	86.0	40.764	68.5	1:05.234	41.5	45.409	89.7	3:42.147	59.32	1:02.251	15:37:46.702	
4 -	48.580	113.3	33.161	81.8	48.766	105.6	29.389	94.7	2:39.896 (1)	82.41		15:40:26.598	
5 -	48.721	110.1	33.772	80.9	50.503	107.0	29.455	93.8	2:42.451	81.11	2.555	15:43:09.049	
6 -	49.299	110.5	33.642	81.1	49.053	105.6	29.199	95.0	2:41.193 (2)	81.75	1.297	15:45:50.242	
7 -	49.417	110.1	32.904	82.1	49.243	104.2	29.724	94.6	2:41.288 (3)	81.70	1.392	15:48:31.530	

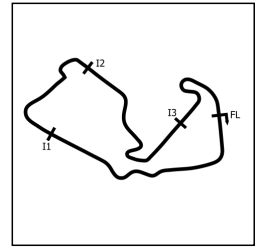
P4		17 R		James SHOTTON				Fox Motorsport					
IDEAL LAP TIME : 2:39.591		BEST LAP TIME : 2:40.021				DIFFERENCE : 0.430							
LAP	SECTOR 1	SECTOR 2		SECTOR 3		SECTOR 4		LAP TIME	MPH	DIFF	TIME OF DAY		
1 -		105.6	33.591	81.9	57.305	59.8	39.981	63.4	3:05.109	71.18	25.088	15:30:05.688	
2 -	1:17.884	61.6	49.790	54.0	1:10.673	63.1	41.773	61.5	4:00.120	54.88	1:20.099	15:34:05.808	
3 -	1:10.947	94.1	40.237	65.9	1:05.257	41.2	45.110	90.0	3:41.551	59.47	1:01.530	15:37:47.359	
4 -	48.461	111.8	33.479	80.9	48.685	105.5	29.396	92.7	2:40.021 (1)	82.35		15:40:27.380	
5 -	49.306	110.3	33.049	81.8	50.384	106.8	29.518	95.0	2:42.257 (2)	81.21	2.236	15:43:09.637	
6 -	49.430	111.2	34.349	80.9	50.028	106.0	29.440	94.7	2:43.247 (3)	80.72	3.226	15:45:52.884	
7 -	49.959	108.7	33.629	80.3	49.485	103.2	30.389	91.2	2:43.462	80.61	3.441	15:48:36.346	

P5		35 R		Isaac PHELPS				Elite Motorsport					
IDEAL LAP TIME : 2:39.663		BEST LAP TIME : 2:40.183				DIFFERENCE : 0.520							
LAP	SECTOR 1	SECTOR 2		SECTOR 3		SECTOR 4		LAP TIME	MPH	DIFF	TIME OF DAY		
1 -		109.6	33.218	81.7	56.986	62.4	39.670	60.6	3:02.457	72.22	22.274	15:30:03.036	
2 -	1:17.284	61.6	50.243	55.0	1:11.324	62.6	41.229	61.8	4:00.080	54.88	1:19.897	15:34:03.116	
3 -	1:10.894	84.2	41.121	67.3	1:05.077	40.4	45.527	90.2	3:42.619	59.19	1:02.436	15:37:45.735	
4 -	49.018	112.7	32.704	81.1	48.954	107.0	29.507	95.4	2:40.183 (1)	82.26		15:40:25.918	
5 -	48.619	109.8	34.023	80.9	50.422	102.4	29.386	93.8	2:42.450 (2)	81.11	2.267	15:43:08.368	
6 -	49.826	109.8	34.948	80.4	49.797	104.3	29.636	94.6	2:44.207 (3)	80.25	4.024	15:45:52.575	
7 -	50.888	105.8	33.620	80.4	49.880	104.6	30.351	91.4	2:44.739	79.99	4.556	15:48:37.314	

# 2024 Ginetta Junior Championship

## RACE 1 - ROUND 4 - SECTOR ANALYSIS



SECTOR 1 = FL to I1, SECTOR 2 = I1 to I2, SECTOR 3 = I2 to I3, SECTOR 4 = I3 to FL, DIFF = Difference To Personal Best Lap, P = Crossed Finish Line in Pit Lane, D = Time Disallowed

P6		25 R		Ethan JEFF-HALL				R Racing				
IDEAL LAP TIME : 2:39.484		BEST LAP TIME : 2:39.880				DIFFERENCE : 0.396						
LAP	SECTOR 1	SECTOR 2	SECTOR 3	SECTOR 4	LAP TIME	MPH	DIFF	TIME OF DAY				
1 -	108.9	<b>33.131</b>	81.6	57.540	58.9	39.927	60.8	3:04.724	71.33	24.844	15:30:05.303	
2 -	<b>1:17.720</b>	61.3	49.948	53.6	1:10.499	64.2	41.927	61.9	4:00.094	54.88	1:20.214	15:34:05.397
3 -	<b>1:10.590</b>	90.6	40.651	66.5	1:05.112	40.8	45.393	89.4	3:41.746	59.42	1:01.866	15:37:47.143
4 -	<b>48.275</b>	<b>113.3</b>	33.427	81.4	<b>48.622</b>	<b>106.1</b>	29.556	94.9	<b>2:39.880 (1)</b>	<b>82.42</b>		<b>15:40:27.023</b>
5 -	48.423	111.2	33.810	<b>81.8</b>	50.717	105.8	29.489	<b>95.1</b>	2:42.439 (2)	81.12	2.559	15:43:09.462
6 -	49.374	111.1	34.454	80.3	49.743	106.0	<b>29.456</b>	95.0	2:43.027 (3)	80.83	3.147	15:45:52.489
7 -	50.728	106.5	33.905	79.1	50.245	105.6	30.163	92.2	2:45.041	79.84	5.161	15:48:37.530

P7		43 R		Archie CLARK				Elite Motorsport				
IDEAL LAP TIME : 2:40.716		BEST LAP TIME : 2:40.901				DIFFERENCE : 0.185						
LAP	SECTOR 1	SECTOR 2	SECTOR 3	SECTOR 4	LAP TIME	MPH	DIFF	TIME OF DAY				
1 -	110.1	33.453	80.6	57.784	62.7	39.823	63.4	3:05.641	70.98	24.740	15:30:06.220	
2 -	<b>1:18.214</b>	61.5	49.755	54.2	1:10.595	62.8	41.546	62.0	4:00.110	54.88	1:19.209	15:34:06.330
3 -	<b>1:11.868</b>	85.7	39.459	68.5	1:05.047	39.1	44.842	89.8	3:41.216	59.56	1:00.315	15:37:47.546
4 -	<b>49.038</b>	108.5	33.331	81.2	49.127	105.6	<b>29.405</b>	95.3	<b>2:40.901 (1)</b>	<b>81.89</b>		<b>15:40:28.447</b>
5 -	49.568	111.1	<b>33.272</b>	<b>81.6</b>	<b>49.001</b>	<b>107.2</b>	29.688	<b>96.1</b>	2:41.529 (2)	81.58	0.628	15:43:09.976
6 -	49.241	<b>111.6</b>	34.396	81.1	50.689	104.6	29.613	94.3	2:43.939 (3)	80.38	3.038	15:45:53.915
7 -	49.174	109.6	34.227	80.8	49.852	106.0	30.832	92.4	2:44.085	80.31	3.184	15:48:38.000

P8		75 R		Colin CRONIN				Fox Motorsport				
IDEAL LAP TIME : 2:41.019		BEST LAP TIME : 2:41.106				DIFFERENCE : 0.087						
LAP	SECTOR 1	SECTOR 2	SECTOR 3	SECTOR 4	LAP TIME	MPH	DIFF	TIME OF DAY				
1 -	109.1	33.247	79.9	58.037	63.4	39.681	61.2	3:06.642	70.60	25.536	15:30:07.221	
2 -	<b>1:18.310</b>	57.7	49.660	54.6	1:10.693	64.0	41.379	58.5	4:00.042	54.89	1:18.936	15:34:07.263
3 -	<b>1:11.633</b>	87.7	39.608	66.8	1:05.169	39.1	44.270	90.3	3:40.680	59.71	59.574	15:37:47.943
4 -	<b>49.286</b>	108.7	<b>33.226</b>	<b>81.9</b>	<b>49.137</b>	<b>104.5</b>	29.457	<b>94.0</b>	<b>2:41.106 (1)</b>	<b>81.79</b>		<b>15:40:29.049</b>
5 -	49.345	<b>109.6</b>	33.424	81.4	49.635	<b>104.5</b>	<b>29.370</b>	93.9	2:41.774 (2)	81.45	0.668	15:43:10.823
6 -	49.825	108.5	33.395	81.7	52.165	101.5	29.704	93.4	2:45.089	79.82	3.983	15:45:55.912
7 -	50.125	105.6	33.350	80.8	49.574	102.2	30.093	92.7	2:43.142 (3)	80.77	2.036	15:48:39.054

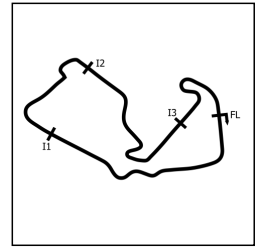
P9		5 R		Tom INGRAM HILL				R Racing				
IDEAL LAP TIME : 2:41.434		BEST LAP TIME : 2:41.701				DIFFERENCE : 0.267						
LAP	SECTOR 1	SECTOR 2	SECTOR 3	SECTOR 4	LAP TIME	MPH	DIFF	TIME OF DAY				
1 -	<b>110.3</b>	<b>33.216</b>	81.1	58.265	63.9	39.613	60.8	3:07.160	70.40	25.459	15:30:07.739	
2 -	<b>1:18.280</b>	60.1	49.639	53.4	1:10.829	61.7	41.176	61.4	3:59.924	54.92	1:18.223	15:34:07.663
3 -	<b>1:11.811</b>	83.8	39.482	68.1	1:05.168	39.3	44.119	89.9	3:40.580	59.74	58.879	15:37:48.243
4 -	49.331	110.1	33.254	<b>81.2</b>	<b>49.371</b>	<b>104.5</b>	30.054	94.6	2:42.010 (2)	81.33	0.309	15:40:30.253
5 -	<b>49.176</b>	109.4	33.390	80.3	49.464	104.2	<b>29.671</b>	94.2	<b>2:41.701 (1)</b>	<b>81.49</b>		<b>15:43:11.954</b>
6 -	49.304	108.2	33.548	80.1	51.892	101.8	29.739	94.6	2:44.483	80.11	2.782	15:45:56.437
7 -	49.956	107.5	33.605	80.5	49.559	104.2	29.764	<b>94.7</b>	2:42.884 (3)	80.90	1.183	15:48:39.321

P10		7 R		Nickolas ELLIS				Elite Motorsport				
IDEAL LAP TIME : 2:40.996		BEST LAP TIME : 2:41.629				DIFFERENCE : 0.633						
LAP	SECTOR 1	SECTOR 2	SECTOR 3	SECTOR 4	LAP TIME	MPH	DIFF	TIME OF DAY				
1 -	111.6	33.453	80.6	58.767	61.2	40.052	55.8	3:08.607	69.86	26.978	15:30:09.186	
2 -	<b>1:17.961</b>	55.8	49.484	52.5	1:10.973	60.1	41.141	64.9	3:59.559	55.00	1:17.930	15:34:08.745
3 -	<b>1:11.921</b>	86.9	39.589	70.4	1:04.785	39.2	43.725	90.4	3:40.020	59.89	58.391	15:37:48.765
4 -	49.648	110.5	<b>33.215</b>	81.8	49.498	105.1	<b>29.608</b>	<b>94.4</b>	2:41.969 (3)	81.35	0.340	15:40:30.734
5 -	49.350	110.1	33.248	<b>82.1</b>	49.175	<b>106.0</b>	29.856	93.2	<b>2:41.629 (1)</b>	<b>81.53</b>		<b>15:43:12.363</b>
6 -	49.740	111.1	33.997	81.1	51.873	104.0	29.775	93.6	2:45.385	79.67	3.756	15:45:57.748
7 -	<b>49.065</b>	<b>112.4</b>	33.957	80.8	<b>49.108</b>	<b>106.0</b>	29.736	94.2	2:41.866 (2)	81.41	0.237	15:48:39.614

# 2024 Ginetta Junior Championship

## RACE 1 - ROUND 4 - SECTOR ANALYSIS



SECTOR 1 = FL to I1, SECTOR 2 = I1 to I2, SECTOR 3 = I2 to I3, SECTOR 4 = I3 to FL, DIFF = Difference To Personal Best Lap, P = Crossed Finish Line in Pit Lane, D = Time Disallowed

P11 28 J Harry MOSS		R Racing										
IDEAL LAP TIME : 2:42.478		BEST LAP TIME : 2:43.588				DIFFERENCE : 1.110						
LAP	SECTOR 1	SECTOR 2		SECTOR 3		SECTOR 4		LAP TIME	MPH	DIFF	TIME OF DAY	
1 -	110.1	33.882	81.2	58.601	59.0	39.667	57.1	3:10.458	69.18	26.870	15:30:11.037	
2 -	1:18.659	68.8	49.190	45.0	1:10.726	55.9	41.274	67.7	3:59.849	54.94	1:16.261	15:34:10.886
3 -	1:11.777	83.0	39.569	72.3	1:04.789	36.7	43.064	90.3	3:39.199	60.11	55.611	15:37:50.085
4 -	49.405	110.9	33.514	81.7	51.290	103.5	29.697	95.3	2:43.906 (2)	80.39	0.318	15:40:33.991
5 -	49.914	108.9	33.861	81.1	50.907	99.2	29.823	92.3	2:44.505	80.10	0.917	15:43:18.496
6 -	49.589	107.3	34.568	77.9	50.263	101.8	29.705	92.4	2:44.125 (3)	80.29	0.537	15:46:02.621
7 -	49.645	106.0	34.179	79.7	49.862	102.1	29.902	93.0	2:43.588 (1)	80.55		15:48:46.209

P12 11 R Ruben DAN		Elite Motorsport										
IDEAL LAP TIME : 2:40.722		BEST LAP TIME : 2:41.215				DIFFERENCE : 0.493						
LAP	SECTOR 1	SECTOR 2		SECTOR 3		SECTOR 4		LAP TIME	MPH	DIFF	TIME OF DAY	
1 -	110.5	34.077	80.5	59.230	61.9	39.750	58.0	3:07.929	70.12	26.714	15:30:08.508	
2 -	1:18.061	61.1	49.655	53.1	1:11.004	60.5	41.142	64.2	3:59.862	54.93	1:18.647	15:34:08.370
3 -	1:11.637	86.8	39.660	68.3	1:04.890	40.0	43.838	90.9	3:40.025	59.89	58.810	15:37:48.395
4 -	49.390	110.7	33.564	81.4	49.041	106.5	29.536	94.0	2:41.531 (2)	81.58	0.316	15:40:29.926
5 -	49.003	110.0	33.142	81.8	49.489	106.0	29.581	95.1	2:41.215 (1)	81.74		15:43:11.141
6 -	49.224	109.4	33.515	82.3	52.873	102.7	29.819	95.8	2:45.431 (3)	79.65	4.216	15:45:56.572
7 -	49.793	106.3	40.455	80.3	49.519	104.6	29.936	94.7	2:49.703	77.65	8.488	15:48:46.275

P13 67 R Marcus SAETER		R Racing										
IDEAL LAP TIME : 2:39.876		BEST LAP TIME : 2:40.852				DIFFERENCE : 0.976						
LAP	SECTOR 1	SECTOR 2		SECTOR 3		SECTOR 4		LAP TIME	MPH	DIFF	TIME OF DAY	
1 -	112.5	33.658	82.3	57.203	61.5	39.746	56.5	3:03.642	71.75	22.790	15:30:04.221	
2 -	1:17.477	59.9	50.186	56.7	1:10.897	62.4	41.260	60.8	3:59.820	54.94	1:18.968	15:34:04.041
3 -	1:11.012	86.2	40.720	68.5	1:05.188	40.8	45.462	90.2	3:42.382	59.25	1:01.530	15:37:46.423
4 -	48.730	112.7	32.900	82.9	48.675	106.8	30.547	92.4	2:40.852 (1)	81.92		15:40:27.275
5 -	49.194	110.9	32.905	82.2	50.307	105.1	29.571	95.0	2:41.977 (2)	81.35	1.125	15:43:09.252
6 -	49.655	111.8	34.371	81.0	49.894	107.0	29.839	95.0	2:43.759 (3)	80.47	2.907	15:45:53.011
7 -	49.942	110.3	33.804	81.1	49.238	105.8	41.408	87.4	2:54.392	75.56	13.540	15:48:47.403

P14 31 J Felix LIVESEY		MDD Racing										
IDEAL LAP TIME : 2:42.095		BEST LAP TIME : 2:42.342				DIFFERENCE : 0.247						
LAP	SECTOR 1	SECTOR 2		SECTOR 3		SECTOR 4		LAP TIME	MPH	DIFF	TIME OF DAY	
1 -	107.3	35.923	78.3	58.775	62.9	39.523	51.6	3:12.227	68.55	29.885	15:30:12.806	
2 -	1:19.870	61.2	47.888	45.0	1:10.688	64.3	41.831	56.6	4:00.277	54.84	1:17.935	15:34:13.083
3 -	1:11.532	88.5	39.565	75.6	1:04.398	41.6	42.723	89.1	3:38.218	60.38	55.876	15:37:51.301
4 -	49.539	108.2	33.068	80.9	49.937	101.5	29.798	93.4	2:42.342 (1)	81.17		15:40:33.643
5 -	50.096	104.8	33.808	79.2	51.159	100.9	30.096	93.4	2:45.159	79.78	2.817	15:43:18.802
6 -	49.379	108.7	34.682	75.4	50.782	101.6	30.000	92.4	2:44.843 (3)	79.94	2.501	15:46:03.645
7 -	50.204	108.4	33.530	80.3	50.360	101.2	29.711	93.0	2:43.805 (2)	80.44	1.463	15:48:47.450

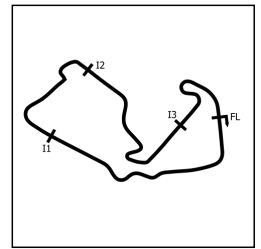
  

P15 18 R Torrin BYRNE (F)		Pace Performance										
IDEAL LAP TIME : 2:41.608		BEST LAP TIME : 2:43.981				DIFFERENCE : 2.373						
LAP	SECTOR 1	SECTOR 2		SECTOR 3		SECTOR 4		LAP TIME	MPH	DIFF	TIME OF DAY	
1 -	108.2	33.281	81.6	59.193	60.5	39.728	56.4	3:10.127	69.31	26.146	15:30:10.706	
2 -	1:18.586	62.9	49.188	45.7	1:10.897	57.0	41.099	65.3	3:59.770	54.96	1:15.789	15:34:10.476
3 -	1:11.833	87.2	39.709	72.8	1:04.548	39.2	42.953	91.7	3:39.043	60.16	55.062	15:37:49.519
4 -	49.513	111.6	33.754	81.3	49.456	104.3	31.721	87.2	2:44.444 (2)	80.13	0.463	15:40:33.963
5 -	50.821	108.0	34.233	77.8	50.345	103.7	29.680	95.4	2:45.079	79.82	1.098	15:43:19.042
6 -	49.378	109.8	34.587	72.0	50.696	103.5	29.892	91.2	2:44.553 (3)	80.08	0.572	15:46:03.595
7 -	50.098	108.7	33.679	78.6	50.711	105.1	29.493	95.1	2:43.981 (1)	80.36		15:48:47.576



# 2024 Ginetta Junior Championship

## RACE 1 - ROUND 4 - SECTOR ANALYSIS



SECTOR 1 = FL to I1, SECTOR 2 = I1 to I2, SECTOR 3 = I2 to I3, SECTOR 4 = I3 to FL, DIFF = Difference To Personal Best Lap, P = Crossed Finish Line in Pit Lane, D = Time Disallowed

P16		70 R		Jude PETERS (F)				E3 Sport				
IDEAL LAP TIME : 2:42.721		BEST LAP TIME : 2:42.959				DIFFERENCE : 0.238						
LAP	SECTOR 1	SECTOR 2	SECTOR 3	SECTOR 4	LAP TIME	MPH	DIFF	TIME OF DAY				
1 -		105.5	34.336	<b>80.4</b>	59.456	62.4	39.389	54.9	3:11.232	68.90	28.273	15:30:11.811
2 -	1:19.111	65.2	48.756	46.2	1:10.759	62.3	41.627	62.2	4:00.253	54.84	1:17.294	15:34:12.064
3 -	1:11.542	84.5	39.843	76.8	1:04.164	36.9	43.253	88.2	3:38.802	60.22	55.843	15:37:50.866
4 -	<b>49.413</b>	<b>110.1</b>	<b>33.343</b>	80.1	<b>50.283</b>	100.9	29.920	93.0	<b>2:42.959 (1)</b>	<b>80.86</b>		<b>15:40:33.825</b>
5 -	51.204	105.3	33.992	77.1	50.517	100.9	29.897	93.4	2:45.610	79.57	2.651	15:43:19.435
6 -	50.088	106.0	33.372	79.7	51.014	100.1	29.865	92.8	2:44.339 (3)	80.18	1.380	15:46:03.774
7 -	50.497	107.7	33.412	80.3	50.641	<b>103.4</b>	<b>29.682</b>	<b>94.0</b>	2:44.232 (2)	80.23	1.273	15:48:48.006

P17		74 R		Alfie DAVIES				Preptech UK				
IDEAL LAP TIME : 2:41.715		BEST LAP TIME : 2:42.622				DIFFERENCE : 0.907						
LAP	SECTOR 1	SECTOR 2	SECTOR 3	SECTOR 4	LAP TIME	MPH	DIFF	TIME OF DAY				
1 -		107.8	52.203	79.0	51.054	101.5	33.647	53.6	3:14.797	67.64	32.175	15:30:15.376
2 -	1:21.246	53.3	46.278	45.2	1:10.993	72.7	42.216	47.2	4:00.733	54.74	1:18.111	15:34:16.109
3 -	1:11.846	79.3	38.990	79.7	1:04.225	34.6	42.131	87.3	3:37.192	60.67	54.570	15:37:53.301
4 -	50.139	107.3	34.509	78.4	50.342	103.2	30.021	92.8	2:45.011	79.86	2.389	15:40:38.312
5 -	49.774	107.5	<b>33.273</b>	80.5	<b>49.486</b>	<b>105.1</b>	30.089	93.6	<b>2:42.622 (1)</b>	<b>81.03</b>		<b>15:43:20.934</b>
6 -	50.617	109.1	33.759	79.5	50.172	101.5	29.776	<b>95.1</b>	2:44.324 (3)	80.19	1.702	15:46:05.258
7 -	<b>49.495</b>	<b>109.6</b>	33.735	<b>80.7</b>	50.287	104.6	<b>29.461</b>	<b>95.1</b>	2:42.978 (2)	80.85	0.356	15:48:48.236

P18		53 R		Ethan CARNEY				Preptech UK				
IDEAL LAP TIME : 2:42.299		BEST LAP TIME : 2:43.974				DIFFERENCE : 1.675						
LAP	SECTOR 1	SECTOR 2	SECTOR 3	SECTOR 4	LAP TIME	MPH	DIFF	TIME OF DAY				
1 -		<b>109.8</b>	35.412	75.9	59.938	76.1	39.276	53.8	3:13.436	68.12	29.462	15:30:14.015
2 -	1:20.442	56.7	47.293	46.5	1:10.670	67.5	42.157	50.0	4:00.562	54.77	1:16.588	15:34:14.577
3 -	1:11.550	87.1	39.504	77.0	1:04.053	36.1	42.333	90.4	3:37.440	60.60	53.466	15:37:52.017
4 -	50.599	107.3	34.549	79.9	<b>49.518</b>	104.6	29.693	93.0	2:44.359 (2)	80.17	0.385	15:40:36.376
5 -	50.153	106.8	<b>33.629</b>	80.3	50.247	<b>105.1</b>	29.945	<b>95.1</b>	<b>2:43.974 (1)</b>	<b>80.36</b>		<b>15:43:20.350</b>
6 -	50.807	107.0	33.794	79.6	50.411	105.0	<b>29.567</b>	94.0	2:44.579 (3)	80.06	0.605	15:46:04.929
7 -	<b>49.585</b>	<b>109.8</b>	33.663	<b>81.0</b>	51.313	104.2	30.370	92.8	2:44.931	79.89	0.957	15:48:49.860

P19		34 R		Max CUTHBERT				Elite Motorsport				
IDEAL LAP TIME : 2:42.439		BEST LAP TIME : 2:43.823				DIFFERENCE : 1.384						
LAP	SECTOR 1	SECTOR 2	SECTOR 3	SECTOR 4	LAP TIME	MPH	DIFF	TIME OF DAY				
1 -		109.2	<b>33.004</b>	<b>81.6</b>	59.548	59.8	39.723	55.4	3:09.664	69.47	25.841	15:30:10.243
2 -	1:18.450	60.2	49.231	48.2	1:10.912	59.2	40.859	65.9	3:59.452	55.03	1:15.629	15:34:09.695
3 -	1:12.046	88.3	39.942	73.3	1:04.349	40.0	43.305	90.2	3:39.642	59.99	55.819	15:37:49.337
4 -	50.651	<b>109.4</b>	33.312	80.9	50.212	102.4	<b>29.714</b>	92.4	2:43.889 (2)	80.40	0.066	15:40:33.226
5 -	50.570	108.0	35.448	77.9	51.030	103.2	29.945	<b>94.0</b>	2:46.993	78.91	3.170	15:43:20.219
6 -	51.064	108.9	34.201	78.3	50.297	<b>104.3</b>	30.281	<b>94.0</b>	2:45.843 (3)	79.45	2.020	15:46:06.062
7 -	<b>49.589</b>	107.5	33.703	80.6	<b>50.132</b>	102.7	30.399	93.2	<b>2:43.823 (1)</b>	<b>80.43</b>		<b>15:48:49.885</b>

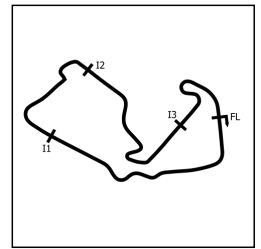
  

P20		45 R		Jack ROBINSON (F)				Fox Motorsport				
IDEAL LAP TIME : 2:41.144		BEST LAP TIME : 2:41.471				DIFFERENCE : 0.327						
LAP	SECTOR 1	SECTOR 2	SECTOR 3	SECTOR 4	LAP TIME	MPH	DIFF	TIME OF DAY				
1 -		<b>110.9</b>	33.332	<b>82.0</b>	59.217	59.4	39.725	54.3	3:09.006	69.72	27.535	15:30:09.585
2 -	1:18.083	64.9	49.371	53.9	1:11.126	57.2	40.872	65.5	3:59.452	55.03	1:17.981	15:34:09.037
3 -	1:11.934	82.7	39.669	73.6	1:04.764	40.2	43.480	91.3	3:39.847	59.94	58.376	15:37:48.884
4 -	49.937	110.3	<b>33.222</b>	81.3	49.287	105.8	29.606	<b>95.8</b>	2:42.052 (2)	81.31	0.581	15:40:30.936
5 -	49.475	110.3	33.279	81.1	<b>49.089</b>	<b>106.1</b>	29.628	<b>95.8</b>	<b>2:41.471 (1)</b>	<b>81.61</b>		<b>15:43:12.407</b>
6 -	49.589	110.1	33.953	80.7	51.888	103.7	<b>29.403</b>	95.0	2:44.833 (3)	79.94	3.362	15:45:57.240
7 -	<b>49.430</b>	110.1	42.146	80.1	50.241	105.6	32.838	93.1	2:54.655	75.45	13.184	15:48:51.895



# 2024 Ginetta Junior Championship

## RACE 1 - ROUND 4 - SECTOR ANALYSIS



SECTOR 1 = FL to I1, SECTOR 2 = I1 to I2, SECTOR 3 = I2 to I3, SECTOR 4 = I3 to FL, DIFF = Difference To Personal Best Lap, P = Crossed Finish Line in Pit Lane, D = Time Disallowed

P21		23 J		Holly MIALL				Fox Motorsport				
IDEAL LAP TIME : 2:45.298		BEST LAP TIME : 2:45.298				DIFFERENCE : 0.000						
LAP	SECTOR 1	SECTOR 2	SECTOR 3	SECTOR 4	LAP TIME	MPH	DIFF	TIME OF DAY				
1 -		<b>109.6</b>	34.382	<b>79.9</b>	59.234	64.5	39.328	54.2	3:11.518	68.80	26.220	15:30:12.097
2 -	1:19.466	63.1	48.513	46.6	1:10.652	61.5	41.962	58.2	4:00.593	54.77	1:15.295	15:34:12.690
3 -	1:11.288	86.1	39.826	76.3	1:04.241	37.7	42.954	89.7	3:38.309	60.36	53.011	15:37:50.999
4 -	51.503	108.4	34.883	79.7	50.776	<b>102.7</b>	30.521	<b>93.1</b>	2:47.683	78.58	2.385	15:40:38.682
5 -	<b>50.435</b>	107.0	<b>33.992</b>	79.1	<b>50.726</b>	102.1	<b>30.145</b>	92.3	<b>2:45.298 (1)</b>	<b>79.72</b>		<b>15:43:23.980</b>
6 -	50.830	105.1	34.048	79.5	51.757	101.5	30.370	92.6	2:47.005 (3)	78.90	1.707	15:46:10.985
7 -	50.925	105.8	34.108	79.3	51.118	101.8	30.493	92.6	2:46.644 (2)	79.07	1.346	15:48:57.629

P22		4 R		James ELLIS (F)				MDD Racing				
IDEAL LAP TIME : 2:46.596		BEST LAP TIME : 2:46.899				DIFFERENCE : 0.303						
LAP	SECTOR 1	SECTOR 2	SECTOR 3	SECTOR 4	LAP TIME	MPH	DIFF	TIME OF DAY				
1 -		<b>105.1</b>	34.129	76.5	1:00.592	76.9	38.892	53.5	3:13.971	67.93	27.072	15:30:14.550
2 -	1:20.570	57.3	47.028	48.4	1:10.856	68.6	42.330	46.8	4:00.784	54.72	1:13.885	15:34:15.334
3 -	1:11.868	82.5	38.916	77.4	1:04.082	38.2	42.520	86.1	3:37.386	60.61	50.487	15:37:52.720
4 -	<b>50.853</b>	105.0	34.372	76.4	<b>51.130</b>	<b>99.7</b>	30.544	<b>90.0</b>	<b>2:46.899 (1)</b>	<b>78.95</b>		<b>15:40:39.619</b>
5 -	51.153	<b>105.1</b>	34.135	77.7	51.316	98.5	30.526	89.2	2:47.130 (3)	78.84	0.231	15:43:26.749
6 -	51.285	103.8	34.134	<b>78.3</b>	52.319	97.5	<b>30.493</b>	89.3	2:48.231	78.33	1.332	15:46:14.980
7 -	50.897	104.2	<b>34.120</b>	78.1	51.394	98.6	30.566	89.2	2:46.977 (2)	78.91	0.078	15:49:01.957

P23		20 R		Ntiyiso MABUNDA (F)				Pace Performance				
IDEAL LAP TIME : 2:43.523		BEST LAP TIME : 2:44.457				DIFFERENCE : 0.934						
LAP	SECTOR 1	SECTOR 2	SECTOR 3	SECTOR 4	LAP TIME	MPH	DIFF	TIME OF DAY				
1 -		108.9	34.951	79.4	59.113	68.5	39.337	52.5	3:12.784	68.35	28.327	15:30:13.363
2 -	1:20.194	59.3	47.624	47.7	1:10.665	64.0	41.870	57.9	4:00.353	54.82	1:15.896	15:34:13.716
3 -	1:11.743	84.9	39.599	75.7	1:04.171	36.0	42.332	90.8	3:37.845	60.49	53.388	15:37:51.561
4 -	50.861	<b>110.1</b>	34.048	80.0	50.136	102.1	30.169	<b>95.3</b>	2:45.214 (3)	79.76	0.757	15:40:36.775
5 -	50.245	108.0	33.781	<b>80.5</b>	<b>49.798</b>	<b>106.1</b>	46.831	91.2	3:00.655	72.94	16.198	15:43:37.430
6 -	<b>50.088</b>	106.1	33.765	80.2	50.756	101.6	<b>29.879</b>	93.4	2:44.488 (2)	80.11	0.031	15:46:21.918
7 -	50.218	106.1	<b>33.758</b>	80.1	50.376	100.9	30.105	93.0	<b>2:44.457 (1)</b>	<b>80.12</b>		<b>15:49:06.375</b>

P24		21 R		Jovarni CASSELL JOSEPH (F)				MDD Racing				
IDEAL LAP TIME : 2:48.762		BEST LAP TIME : 2:49.415				DIFFERENCE : 0.653						
LAP	SECTOR 1	SECTOR 2	SECTOR 3	SECTOR 4	LAP TIME	MPH	DIFF	TIME OF DAY				
1 -		100.6	34.367	75.8	59.553	77.3	38.461	53.0	3:14.319	67.81	24.904	15:30:14.898
2 -	1:21.030	54.0	46.584	46.1	1:11.035	68.1	42.127	46.9	4:00.776	54.73	1:11.361	15:34:15.674
3 -	1:11.935	77.8	38.907	<b>76.9</b>	1:04.289	34.6	42.399	86.8	3:37.530	60.57	48.115	15:37:53.204
4 -	51.840	<b>101.2</b>	34.622	75.2	<b>52.173</b>	<b>96.1</b>	30.780	87.8	<b>2:49.415 (1)</b>	<b>77.78</b>		<b>15:40:42.619</b>
5 -	51.770	99.5	34.322	75.7	53.615	93.3	31.074	87.1	2:50.781	77.16	1.366	15:43:33.400
6 -	51.850	99.7	34.629	76.0	52.349	95.5	<b>30.596</b>	<b>88.7</b>	2:49.424 (2)	77.77	0.009	15:46:22.824
7 -	<b>51.736</b>	100.4	<b>34.257</b>	75.8	53.485	94.7	30.906	87.3	2:50.384 (3)	77.34	0.969	15:49:13.208

P25		27 R		Alfie SLATER				R Racing				
IDEAL LAP TIME : 2:40.716		BEST LAP TIME : 2:40.854				DIFFERENCE : 0.138						
LAP	SECTOR 1	SECTOR 2	SECTOR 3	SECTOR 4	LAP TIME	MPH	DIFF	TIME OF DAY				
1 -		<b>110.0</b>	33.467	81.5	57.836	62.8	39.676	62.9	3:06.018	70.84	25.164	15:30:06.597
2 -	1:18.532	57.8	49.560	53.5	1:10.560	64.9	41.499	63.2	4:00.151	54.87	1:19.297	15:34:06.748
3 -	1:11.682	84.5	39.653	68.7	1:04.995	41.1	44.618	90.4	3:40.948 (3)	59.64	1:00.094	15:37:47.696
4 -	<b>48.963</b>	109.8	33.585	81.5	<b>48.875</b>	<b>105.6</b>	<b>29.431</b>	<b>96.2</b>	<b>2:40.854 (1)</b>	<b>81.92</b>		<b>15:40:28.550</b>
5 -	49.417	108.7	<b>33.447</b>	<b>82.5</b>	49.144	105.1	29.514	96.0	2:41.522 (2)	81.58	0.668	15:43:10.072

# 2024 Ginetta Junior Championship

## RACE 1 - ROUND 4 - BEST SECTORS

SECTOR 1			SECTOR 2			SECTOR 3			SECTOR 4			IDEAL / BEST COMPARISON						
POS	NO	NAME	TIME	NO	NAME	TIME	NO	NAME	TIME	NO	NAME	TIME	POS	NO	NAME	IDEAL	BEST	DIFF
															<b>PERFECT LAP</b>	<b>2:38.709</b>		
1	25	JEFF-HA	48.275	26	JOSLYN	32.686	25	JEFF-HA	48.622	26	JOSLYN	29.126	1	90	FERNANDEZ	2:39.449	2:39.896	0.447
2	17	SHOTTON	48.461	35	PHELPS	32.704	67	SAETER	48.675	90	FERNAND	29.199	2	25	JEFF-HALL	2:39.484	2:39.880	0.396
3	90	FERNAND	48.580	67	SAETER	32.900	17	SHOTTON	48.685	50	HART	29.282	3	17	SHOTTON	2:39.591	2:40.021	0.430
4	35	PHELPS	48.619	90	FERNAND	32.904	50	HART	48.690	75	CRONIN	29.370	4	50	HART	2:39.625	2:39.958	0.333
5	50	HART	48.678	50	HART	32.975	90	FERNAND	48.766	35	PHELPS	29.386	5	35	PHELPS	2:39.663	2:40.183	0.520
6	67	SAETER	48.730	34	CUTHBER	33.004	27	SLATER	48.875	17	SHOTTON	29.396	6	67	SAETER	2:39.876	2:40.852	0.976
7	26	JOSLYN	48.820	17	SHOTTON	33.049	35	PHELPS	48.954	45	ROBINSO	29.403	7	26	JOSLYN	2:39.883	2:39.969	0.086
8	27	SLATER	48.963	31	LIVESEY	33.068	43	CLARK	49.001	43	CLARK	29.405	8	27	SLATER	2:40.716	2:40.854	0.138
9	11	DAN	49.003	25	JEFF-HA	33.131	11	DAN	49.041	27	SLATER	29.431	9	43	CLARK	2:40.716	2:40.901	0.185
10	43	CLARK	49.038	11	DAN	33.142	45	ROBINSO	49.089	25	JEFF-HA	29.456	10	11	DAN	2:40.722	2:41.215	0.493
11	7	ELLIS	49.065	7	ELLIS	33.215	7	ELLIS	49.108	74	DAVIES	29.461	11	7	ELLIS	2:40.996	2:41.629	0.633
12	5	INGRAM	49.176	5	INGRAM	33.216	75	CRONIN	49.137	18	BYRNE (	29.493	12	75	CRONIN	2:41.019	2:41.106	0.087
13	75	CRONIN	49.286	45	ROBINSO	33.222	26	JOSLYN	49.251	11	DAN	29.536	13	45	ROBINSON (F)	2:41.144	2:41.471	0.327
14	18	BYRNE (	49.378	75	CRONIN	33.226	5	INGRAM	49.371	53	CARNEY	29.567	14	5	INGRAM HILL	2:41.434	2:41.701	0.267
15	31	LIVESEY	49.379	43	CLARK	33.272	18	BYRNE (	49.456	67	SAETER	29.571	15	18	BYRNE (F)	2:41.608	2:43.981	2.373
16	28	MOSS	49.405	74	DAVIES	33.273	74	DAVIES	49.486	7	ELLIS	29.608	16	74	DAVIES	2:41.715	2:42.622	0.907
17	70	PETERS	49.413	18	BYRNE (	33.281	53	CARNEY	49.518	5	INGRAM	29.671	17	31	LIVESEY	2:42.095	2:42.342	0.247
18	45	ROBINSO	49.430	70	PETERS	33.343	20	MABUNDA	49.798	70	PETERS	29.682	18	53	CARNEY	2:42.299	2:43.974	1.675
19	74	DAVIES	49.495	27	SLATER	33.447	28	MOSS	49.862	28	MOSS	29.697	19	34	CUTHBERT	2:42.439	2:43.823	1.384
20	53	CARNEY	49.585	28	MOSS	33.514	31	LIVESEY	49.937	31	LIVESEY	29.711	20	28	MOSS	2:42.478	2:43.588	1.110
21	34	CUTHBER	49.589	53	CARNEY	33.629	34	CUTHBER	50.132	34	CUTHBER	29.714	21	70	PETERS (F)	2:42.721	2:42.959	0.238
22	20	MABUNDA	50.088	20	MABUNDA	33.758	70	PETERS	50.283	20	MABUNDA	29.879	22	20	MABUNDA (F)	2:43.523	2:44.457	0.934
23	23	MIALL	50.435	23	MIALL	33.992	23	MIALL	50.726	23	MIALL	30.145	23	23	MIALL	2:45.298	2:45.298	0.000
24	4	ELLIS (	50.853	4	ELLIS (	34.120	4	ELLIS (	51.130	4	ELLIS (	30.493	24	4	ELLIS (F)	2:46.596	2:46.899	0.303
25	21	CASSELL	51.736	21	CASSELL	34.257	21	CASSELL	52.173	21	CASSELL	30.596	25	21	CASSELL JOSEPH (F)	2:48.762	2:49.415	0.653
26																		

# 2024 Ginetta Junior Championship

## RACE 1 - ROUND 4 - BEST SPEEDS

POS	INTERMEDIATE 1			INTERMEDIATE 2			INTERMEDIATE 3			FINISH LINE		
	NO	NAME	MPH	NO	NAME	MPH	NO	NAME	MPH	NO	NAME	MPH
1	90	FERNANDEZ	113.3	67	SAETER	82.9	43	CLARK	107.2	50	HART	96.2
2	25	JEFF-HALL	113.3	27	SLATER	82.5	50	HART	107.0	27	SLATER	96.2
3	50	HART	112.9	11	DAN	82.3	90	FERNANDEZ	107.0	43	CLARK	96.1
4	35	PHELPS	112.7	50	HART	82.2	35	PHELPS	107.0	11	DAN	95.8
5	67	SAETER	112.7	90	FERNANDEZ	82.1	67	SAETER	107.0	45	ROBINSON (F)	95.8
6	7	ELLIS	112.4	7	ELLIS	82.1	17	SHOTTON	106.8	35	PHELPS	95.4
7	17	SHOTTON	111.8	45	ROBINSON (F)	82.0	11	DAN	106.5	18	BYRNE (F)	95.4
8	43	CLARK	111.6	17	SHOTTON	81.9	25	JEFF-HALL	106.1	28	MOSS	95.3
9	18	BYRNE (F)	111.6	75	CRONIN	81.9	45	ROBINSON (F)	106.1	20	MABUNDA (F)	95.3
10	28	MOSS	110.9	25	JEFF-HALL	81.8	20	MABUNDA (F)	106.1	26	JOSLYN	95.1
11	45	ROBINSON (F)	110.9	35	PHELPS	81.7	7	ELLIS	106.0	25	JEFF-HALL	95.1
12	11	DAN	110.7	28	MOSS	81.7	27	SLATER	105.6	74	DAVIES	95.1
13	5	INGRAM HILL	110.3	43	CLARK	81.6	18	BYRNE (F)	105.1	53	CARNEY	95.1
14	70	PETERS (F)	110.1	18	BYRNE (F)	81.6	74	DAVIES	105.1	90	FERNANDEZ	95.0
15	20	MABUNDA (F)	110.1	34	CUTHBERT	81.6	53	CARNEY	105.1	17	SHOTTON	95.0
16	27	SLATER	110.0	26	JOSLYN	81.3	75	CRONIN	104.5	67	SAETER	95.0
17	53	CARNEY	109.8	5	INGRAM HILL	81.2	5	INGRAM HILL	104.5	5	INGRAM HILL	94.7
18	75	CRONIN	109.6	53	CARNEY	81.0	34	CUTHBERT	104.3	7	ELLIS	94.4
19	74	DAVIES	109.6	31	LIVESEY	80.9	26	JOSLYN	104.2	75	CRONIN	94.0
20	23	MIALL	109.6	74	DAVIES	80.7	28	MOSS	103.5	70	PETERS (F)	94.0
21	34	CUTHBERT	109.4	20	MABUNDA (F)	80.5	70	PETERS (F)	103.4	34	CUTHBERT	94.0
22	31	LIVESEY	108.7	70	PETERS (F)	80.4	23	MIALL	102.7	31	LIVESEY	93.4
23	26	JOSLYN	107.7	23	MIALL	79.9	31	LIVESEY	101.6	23	MIALL	93.1
24	4	ELLIS (F)	105.1	4	ELLIS (F)	78.3	4	ELLIS (F)	99.7	4	ELLIS (F)	90.0
25	21	CASELL JOSEPH (F)	101.2	21	CASELL JOSEPH (F)	76.9	21	CASELL JOSEPH (F)	96.1	21	CASELL JOSEPH (F)	88.7
26												

# 2024 Ginetta Junior Championship

## RACE 1 - ROUND 4 - STATISTICS

<b>Competitors Started</b>	26
<b>Planned Start</b>	2024-04-27 @ 15:24:00.000
<b>Actual Start</b>	2024-04-27 @ 15:27:00.578
<b>Finish Time</b>	2024-04-27 @ 15:48:29.050
<b>Track Length</b>	3.6604mi.
<b>Total Laps</b>	173
<b>Total Distance Covered</b>	633.2661mi.

### Session Fastest Lap History

NO	CL	NAME	LAP TIME	TIME OF DAY	LAP	VEHICLE
26	JUNIOR	Henry JOSLYN	3:59.923	15:34:02.649	2	Preptech UK
50	JUNIOR	Charlie HART	3:59.772	15:34:03.514	2	Elite Motorsport
7	ROOKIE	Nickolas ELLIS	3:59.559	15:34:08.743	2	Elite Motorsport
45	ROOKIE	Jack ROBINSON (F)	3:59.452	15:34:09.035	2	Fox Motorsport
26	JUNIOR	Henry JOSLYN	3:42.900	15:37:45.547	3	Preptech UK
35	ROOKIE	Isaac PHELPS	3:42.619	15:37:45.732	3	Elite Motorsport
50	JUNIOR	Charlie HART	3:42.581	15:37:46.096	3	Elite Motorsport
67	ROOKIE	Marcus SAETER	3:42.382	15:37:46.420	3	R Racing
90	JUNIOR	Chase FERNANDEZ	3:42.147	15:37:46.700	3	E3 Sport
25	ROOKIE	Ethan JEFF-HALL	3:41.746	15:37:47.139	3	R Racing
17	ROOKIE	James SHOTTON	3:41.551	15:37:47.358	3	Fox Motorsport
43	ROOKIE	Archie CLARK	3:41.216	15:37:47.543	3	Elite Motorsport
27	ROOKIE	Alfie SLATER	3:40.948	15:37:47.693	3	R Racing
75	ROOKIE	Colin CRONIN	3:40.680	15:37:47.943	3	Fox Motorsport
5	ROOKIE	Tom INGRAM HILL	3:40.580	15:37:48.240	3	R Racing
11	ROOKIE	Ruben DAN	3:40.025	15:37:48.392	3	Elite Motorsport
7	ROOKIE	Nickolas ELLIS	3:40.020	15:37:48.763	3	Elite Motorsport
45	ROOKIE	Jack ROBINSON (F)	3:39.847	15:37:48.884	3	Fox Motorsport
34	ROOKIE	Max CUTHBERT	3:39.642	15:37:49.334	3	Elite Motorsport
18	ROOKIE	Torin BYRNE (F)	3:39.043	15:37:49.513	3	Pace Performance
70	ROOKIE	Jude PETERS (F)	3:38.802	15:37:50.864	3	E3 Sport
23	JUNIOR	Holly MIALL	3:38.309	15:37:50.998	3	Fox Motorsport
31	JUNIOR	Felix LIVESEY	3:38.218	15:37:51.305	3	MDD Racing
20	ROOKIE	Ntiyiso MABUNDA (F)	3:37.845	15:37:51.564	3	Pace Performance
53	ROOKIE	Ethan CARNEY	3:37.440	15:37:52.019	3	Preptech UK
4	ROOKIE	James ELLIS (F)	3:37.386	15:37:52.722	3	MDD Racing
74	ROOKIE	Alfie DAVIES	3:37.192	15:37:53.301	3	Preptech UK
26	JUNIOR	Henry JOSLYN	2:39.969	15:40:25.514	4	Preptech UK
50	JUNIOR	Charlie HART	2:39.958	15:40:26.054	4	Elite Motorsport
90	JUNIOR	Chase FERNANDEZ	2:39.896	15:40:26.597	4	E3 Sport
25	ROOKIE	Ethan JEFF-HALL	2:39.880	15:40:27.019	4	R Racing

### Session Leader History

NO	CL	NAME	FROM LAP	LAPS LED	DISTANCE	VEHICLE
26	JUNIOR	Henry JOSLYN	1	4	14.64 miles	Preptech UK
35	ROOKIE	Isaac PHELPS	5	1	3.66 miles	Elite Motorsport
26	JUNIOR	Henry JOSLYN	6	2	7.32 miles	Preptech UK

### Flag History

TYPE	TIME OF DAY
GREEN	15:27:00.578
SAFETY	15:28:54.631
GREEN	15:37:43.200
FINISH	15:48:29.050

### Flag Statistics

TYPE	COUNT	TOTAL LAPS	TOTAL TIME
Green	2	5	14:12.611
Red	0	0	0.000
Safety Car	1	2	8:48.568
FCY	0	0	0.000

# 2024 Ginetta Junior Championship

## RACE 1 - ROUND 4 - STATISTICS

CLASS : JUNIOR

6 Starters

### Fastest Lap History

NO	NAME	LAP TIME	TIME OF DAY	LAP	VEHICLE
26	Henry JOSLYN	<b>3:59.923</b>	15:34:02.649	2	Preptech UK
50	Charlie HART	<b>3:59.772</b>	15:34:03.514	2	Elite Motorsport
26	Henry JOSLYN	<b>3:42.900</b>	15:37:45.547	3	Preptech UK
50	Charlie HART	<b>3:42.581</b>	15:37:46.096	3	Elite Motorsport
90	Chase FERNANDEZ	<b>3:42.147</b>	15:37:46.700	3	E3 Sport
28	Harry MOSS	<b>3:39.199</b>	15:37:50.084	3	R Racing
23	Holly MIALL	<b>3:38.309</b>	15:37:50.998	3	Fox Motorsport
31	Felix LIVESEY	<b>3:38.218</b>	15:37:51.305	3	MDD Racing
26	Henry JOSLYN	<b>2:39.969</b>	15:40:25.514	4	Preptech UK
50	Charlie HART	<b>2:39.958</b>	15:40:26.054	4	Elite Motorsport
90	Chase FERNANDEZ	<b>2:39.896</b>	15:40:26.597	4	E3 Sport

### Leader History

NO	NAME	FROM LAP	LAPS LED	DISTANCE	VEHICLE
26	Henry JOSLYN	1	7	25.62 miles	Preptech UK

# 2024 Ginetta Junior Championship

## RACE 1 - ROUND 4 - STATISTICS

CLASS : ROOKIE

20 Starters

### Fastest Lap History

NO	NAME	LAP TIME	TIME OF DAY	LAP	VEHICLE
35	Isaac PHELPS	4:00.080	15:34:03.113	2	Elite Motorsport
67	Marcus SAETER	3:59.820	15:34:04.036	2	R Racing
7	Nickolas ELLIS	3:59.559	15:34:08.743	2	Elite Motorsport
45	Jack ROBINSON (F)	3:59.452	15:34:09.035	2	Fox Motorsport
35	Isaac PHELPS	3:42.619	15:37:45.732	3	Elite Motorsport
67	Marcus SAETER	3:42.382	15:37:46.420	3	R Racing
25	Ethan JEFF-HALL	3:41.746	15:37:47.139	3	R Racing
17	James SHOTTON	3:41.551	15:37:47.358	3	Fox Motorsport
43	Archie CLARK	3:41.216	15:37:47.543	3	Elite Motorsport
27	Alfie SLATER	3:40.948	15:37:47.693	3	R Racing
75	Colin CRONIN	3:40.680	15:37:47.943	3	Fox Motorsport
5	Tom INGRAM HILL	3:40.580	15:37:48.240	3	R Racing
11	Ruben DAN	3:40.025	15:37:48.392	3	Elite Motorsport
7	Nickolas ELLIS	3:40.020	15:37:48.763	3	Elite Motorsport
45	Jack ROBINSON (F)	3:39.847	15:37:48.884	3	Fox Motorsport
34	Max CUTHBERT	3:39.642	15:37:49.334	3	Elite Motorsport
18	Torrin BYRNE (F)	3:39.043	15:37:49.513	3	Pace Performance
70	Jude PETERS (F)	3:38.802	15:37:50.864	3	E3 Sport
20	Ntiyiso MABUNDA (F)	3:37.845	15:37:51.564	3	Pace Performance
53	Ethan CARNEY	3:37.440	15:37:52.019	3	Preptech UK
4	James ELLIS (F)	3:37.386	15:37:52.722	3	MDD Racing
74	Alfie DAVIES	3:37.192	15:37:53.301	3	Preptech UK
35	Isaac PHELPS	2:40.183	15:40:25.916	4	Elite Motorsport
25	Ethan JEFF-HALL	2:39.880	15:40:27.019	4	R Racing

### Leader History

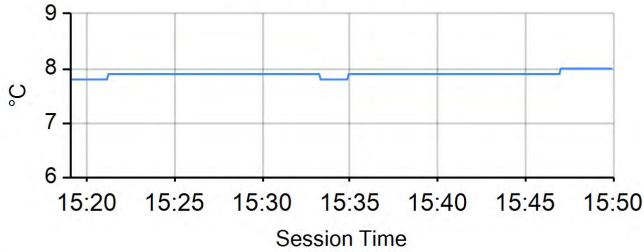
NO	NAME	FROM LAP	LAPS LED	DISTANCE	VEHICLE
35	Isaac PHELPS	1	5	18.30 miles	Elite Motorsport
25	Ethan JEFF-HALL	6	1	3.66 miles	R Racing
17	James SHOTTON	7	1	3.66 miles	Fox Motorsport

# 2024 Ginetta Junior Championship

## RACE 1 - ROUND 4 - WEATHER CONDITIONS

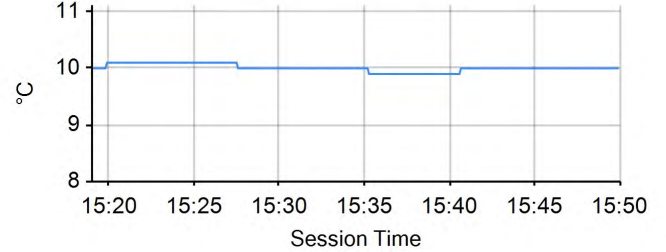
### Air Temperature

Min: 7.8°C Max: 8°C



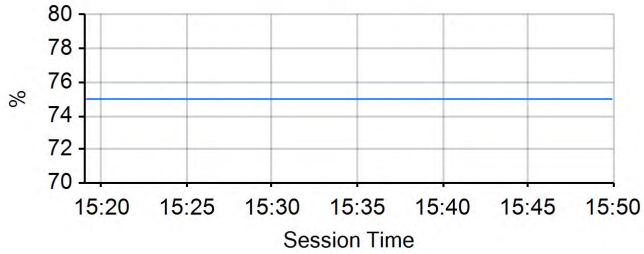
### Track Temperature

Min: 9.9°C Max: 10.1°C



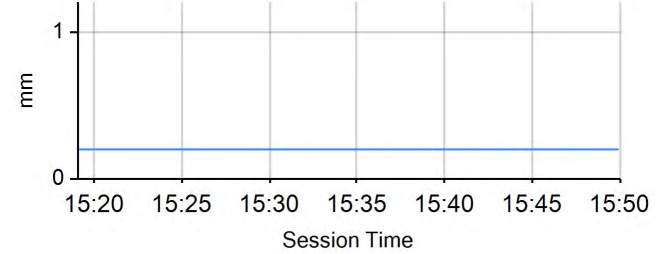
### Humidity

Min: 75% Max: 75%



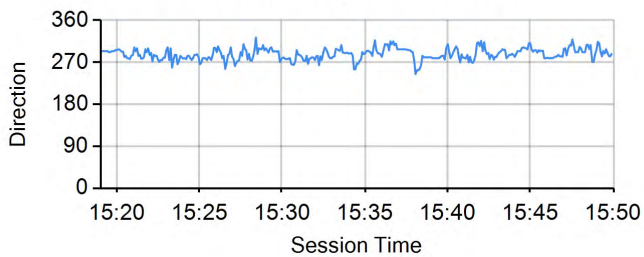
### Daily Rainfall

Min: 0.2mm Max: 0.2mm



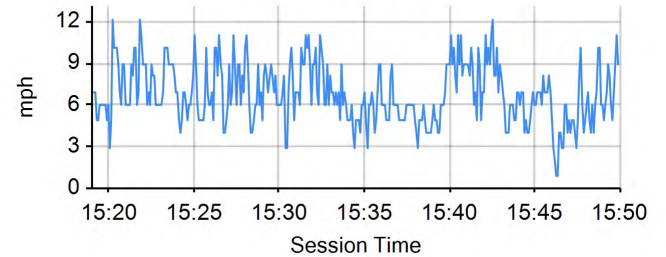
### Wind Direction

North = 0/360, East = 90, South = 180, West = 270



### Wind Speed

Min: 0.9mph Max: 12.1mph



# 2024 Ginetta Junior Championship

## RACE 2 - ROUND 5 - GRID (20 minutes) - AMENDED

ROW 13	26	28	Harry MOSS	3:15.527	25	5	Tom INGRAM HILL	3:12.999
ROW 12	24	21	Jovarni CASSELL JOSEPH (F)	3:03.735	23	19	Mahlori MABUNDA (F)	3:03.000
ROW 11	22	4	James ELLIS (F)	3:02.149	21	20	Ntiyiso MABUNDA (F)	3:00.244
ROW 10	20	23	Holly MIALL	2:59.438	19	53	Ethan CARNEY	2:59.221
ROW 9	18	34	Max CUTHBERT	2:59.162	17	70	Jude PETERS (F)	2:58.658
ROW 8	16	31	Felix LIVESEY	2:58.550	15	45	Jack ROBINSON (F)	2:58.136
ROW 7	14	18	Torrin BYRNE (F)	2:58.004	13	74	Alfie DAVIES	2:57.817
ROW 6	12	75	Colin CRONIN	2:57.184	11	7	Nickolas ELLIS	2:56.121
ROW 5	10	27	Alfie SLATER	2:56.016	9	11	Ruben DAN	2:55.919
ROW 4	8	43	Archie CLARK	2:55.488	7	17	James SHOTTON	2:54.970
ROW 3	6	90	Chase FERNANDEZ	2:54.813	5	25	Ethan JEFF-HALL	2:54.789
ROW 2	4	26	Henry JOSLYN	2:54.588	3	67	Marcus SAETER	2:54.430
ROW 1	2	35	Isaac PHELPS		1	50	Charlie HART	
								<b>Pole</b>

These results are provisional until the conclusion of any judicial and technical matters.

Silverstone GP: 3.6604 miles

Clerk Of Course: Paul Levitt	Stewards:	Timekeeper: Gethin Rees	
------------------------------	-----------	-------------------------	--

Results can be found at [www.tsl-timing.com](http://www.tsl-timing.com)

Printed - 09:02 Sunday, 28 April 2024



# 2024 Ginetta Junior Championship

## RACE 2 - ROUND 5 - CLASSIFICATION

Race Distance: 7 Laps / 25.62 miles

POS	NO	CL	PIC	NAME	NAT	ENTRY	LAPS	TIME	GAP	DIFF	MPH	BEST	ON	GRD	↑↓
1	67	R	1	Marcus SAETER	NOR	R Racing	7	22:33.216			68.16	2:54.444	7	3	2
2	50	J	1	Charlie HART	GBR	Elite Motorsport	7	22:35.052	1.836	1.836	68.07	2:54.684	7	1	-1
3	26	J	2	Henry JOSLYN	GBR	Preptech UK	7	22:35.079	1.863	0.027	68.07	2:54.382	5	4	1
4	90	J	3	Chase FERNANDEZ	GBR	E3 Sport	7	22:37.286	4.070	2.207	67.96	2:54.280	5	6	2
5	25	R	2	Ethan JEFF-HALL	GBR	R Racing	7	22:37.426	4.210	0.140	67.95	2:54.215	5	5	0
6	43	R	3	Archie CLARK	GBR	Elite Motorsport	7	22:37.921	4.705	0.495	67.93	2:55.011	6	8	2
7	35	R	4	Isaac PHELPS	GBR	Elite Motorsport	7	22:39.533	6.317	1.612	67.85	2:53.771	7	2	-5
8	11	R	5	Ruben DAN	AUS	Elite Motorsport	7	22:43.461	10.245	3.928	67.65	2:55.419	5	9	1
9	17	R	6	James SHOTTON	GBR	Fox Motorsport	7	22:45.255	12.039	1.794	67.56	2:55.427	7	7	-2
10	7	R	7	Nickolas ELLIS	IMN	Elite Motorsport	7	22:49.131	15.915	3.876	67.37	2:56.161	5	11	1
11	75	R	8	Colin CRONIN	IRL	Fox Motorsport	7	22:49.594	16.378	0.463	67.35	2:56.916	5	12	1
12	27	R	9	Alfie SLATER	GBR	R Racing	7	22:51.522	18.306	1.928	67.25	2:55.551	5	10	-2
13	18	R	10	Torrin BYRNE (F)	GBR	Pace Performance	7	23:00.973	27.757	9.451	66.79	2:58.485	7	14	1
14	28	J	4	Harry MOSS	GBR	R Racing	7	23:01.689	28.473	0.716	66.76	2:56.890	5	26	12
15	5	R	11	Tom INGRAM HILL	GBR	R Racing	7	23:02.402	29.186	0.713	66.72	2:57.353	6	25	10
16	34	R	12	Max CUTHBERT	GBR	Elite Motorsport	7	23:02.662	29.446	0.260	66.71	2:58.336	5	18	2
17	74	R	13	Alfie DAVIES	GBR	Preptech UK	7	23:06.503	33.287	3.841	66.53	2:59.062	6	13	-4
18	53	R	14	Ethan CARNEY	USA	Preptech UK	7	23:12.366	39.150	5.863	66.25	3:00.178	7	19	1
19	45	R	15	Jack ROBINSON (F)	GBR	Fox Motorsport	7	23:18.663	45.447	6.297	65.95	2:59.183	5	15	-4
20	20	R	16	Ntiyiso MABUNDA (F)	ZAF	Pace Performance	7	23:19.083	45.867	0.420	65.93	3:00.886	6	21	1
21	4	R	17	James ELLIS (F)	GBR	MDD Racing	7	23:26.872	53.656	7.789	65.56	3:02.792	7	22	1
22	23	J	5	Holly MIALL	GBR	Fox Motorsport	7	23:31.533	58.317	4.661	65.35	3:04.180	7	20	-2
23	21	R	18	Jovarni CASSELL JOSEPH (F)	GBR	MDD Racing	7	23:46.900	1:13.684	15.367	64.64	3:06.519	4	24	1
24	19	R	19	Mahlori MABUNDA (F)	ZAF	Pace Performance	7	23:50.916	1:17.700	4.016	64.46	3:06.515	3	23	-1

### NOT CLASSIFIED

DNF	31	J		Felix LIVESEY	GBR	MDD Racing	3	11:16.865	4 Laps	4 Laps	58.40	3:56.390	2	16	
DNF	70	R		Jude PETERS (F)	GBR	E3 Sport	1	4:09.176	6 Laps	2 Laps	52.88			17	

### FASTEST LAP

	35	R		Isaac PHELPS	GBR	Elite Motorsport	7	2:53.771			75.83 mph		122.04 kph		
	90	J		Chase FERNANDEZ	GBR	E3 Sport	5	2:54.280			75.61 mph		121.68 kph		

Weather / Track : Rain / Wet

Date: 28/04/2024 Start: 10:22 Finish: 10:44

These results are provisional until the conclusion of any judicial and technical matters.

Silverstone GP: 3.6604 miles

Clerk Of Course: Paul Levitt	Stewards:	Timekeeper: Gethin Rees	
------------------------------	-----------	-------------------------	--

Results can be found at [www.tsl-timing.com](http://www.tsl-timing.com)

Printed - 10:52 Sunday, 28 April 2024

# 2024 Ginetta Junior Championship

## RACE 2 - ROUND 5 - LAP CHART

LAP 1 @ 10:26:04.280			LAP 2 @ 10:30:02.358			LAP 3 @ 10:32:58.027			LAP 4 @ 10:35:53.099			LAP 5 @ 10:38:48.476		
NO	BEHIND	LAP TIME	NO	BEHIND	LAP TIME	NO	BEHIND	LAP TIME	NO	BEHIND	LAP TIME	NO	BEHIND	LAP TIME
50		3:59.795	50		3:58.078	50		2:55.669	67		2:54.688	67		2:55.377
35	0.454	4:00.249	35	0.210	3:57.834	67	0.384	2:55.589	50	0.176	2:55.248	50	0.389	2:55.590
67	0.960	4:00.755	67	0.464	3:57.582	35	1.151	2:56.610	35	0.281	2:54.202	35	0.839	2:55.935
26	1.466	4:01.261	26	0.794	3:57.406	26	2.660	2:57.535	26	2.155	2:54.567	26	1.160	2:54.382
25	2.313	4:02.108	25	1.131	3:56.896	43	3.226	2:56.869	43	3.398	2:55.244	90	3.042	2:54.280
90	2.523	4:02.318	90	1.452	3:57.007	27	4.001	2:56.910	90	4.139	2:55.208	43	3.676	2:55.655
17	3.721	4:03.516	17	1.798	3:56.155	90	4.003	2:58.220	27	5.641	2:56.712	25	4.618	2:54.215
43	4.241	4:04.036	43	2.026	3:55.863	17	4.279	2:58.150	25	5.780	2:54.917	27	5.815	2:55.551
11	4.878	4:04.673	11	2.361	3:55.561	11	5.140	2:58.448	17	7.013	2:57.806	11	7.894	2:55.419
27	5.740	4:05.535	27	2.760	3:55.098	25	5.935	3:00.473	11	7.852	2:57.784	17	8.179	2:56.543
7	6.202	4:05.997	7	2.978	3:54.854	7	6.536	2:59.227	75	8.674	2:57.168	75	10.213	2:56.916
75	6.840	4:06.635	75	3.633	3:54.871	75	6.578	2:58.614	7	9.803	2:58.339	7	10.587	2:56.161
74	7.141	4:06.936	74	5.059	3:55.996	18	10.243	3:00.554	18	14.707	2:59.536	18	18.901	2:59.571
18	7.784	4:07.579	18	5.358	3:55.652	45	12.037	3:01.619	34	18.179	2:59.453	34	21.138	2:58.336
45	8.125	4:07.920	45	6.087	3:56.040	74	12.351	3:02.961	45	18.563	3:01.598	45	22.369	2:59.183
31	8.685	4:08.480	31	6.997	3:56.390	34	13.798	3:02.093	74	19.054	3:01.775	28	22.583	2:56.890
70	9.381	4:09.176	34	7.374	3:55.259	53	15.890	3:03.717	28	21.070	2:58.533	74	23.440	2:59.763
34	10.193	4:09.988	53	7.842	3:55.324	20	17.338	3:02.845	5	21.370	2:58.226	5	23.551	2:57.558
53	10.596	4:10.391	23	8.919	3:56.057	28	17.609	3:00.548	53	22.651	3:01.833	53	27.471	3:00.197
23	10.940	4:10.735	20	10.162	3:54.918	5	18.216	3:01.256	20	24.719	3:02.453	20	31.771	3:02.429
20	13.322	4:13.117	4	10.775	3:55.052	4	19.192	3:04.086	4	27.777	3:03.657	4	35.819	3:03.419
4	13.801	4:13.596	19	11.677	3:55.428	23	19.827	3:06.577	23	29.010	3:04.255	23	38.463	3:04.830
19	14.327	4:14.122	21	12.472	3:55.957	19	22.523	3:06.515	19	34.335	3:06.884	21	48.300	3:08.125
21	14.593	4:14.388	5	12.629	3:55.790	31	23.323	3:11.995 P	21	35.552	3:06.519	19	49.073	3:10.115
5	14.917	4:14.712	28	12.730	3:55.745	21	24.105	3:07.302						
28	15.063	4:14.858												
SC2	3:46.894	3:47.739 P												

## 2024 Ginetta Junior Championship

### RACE 2 - ROUND 5 - LAP CHART

LAP 6 @ 10:41:43.257			LAP 7 @ 10:44:37.701		
NO	BEHIND	LAP TIME	NO	BEHIND	LAP TIME
67		2:54.781	67		2:54.444
26	1.593	2:55.214	50	1.836	2:54.684
50	1.596	2:55.988	26	1.863	2:54.714
90	3.342	2:55.081	90	4.070	2:55.172
43	3.906	2:55.011	25	4.210	2:54.531
25	4.123	2:54.286	43	4.705	2:55.243
35	6.990	3:00.932	35	6.317	2:53.771
11	8.650	2:55.537	11	10.245	2:56.039
17	11.056	2:57.658	17	12.039	2:55.427
7	13.434	2:57.628	7	15.915	2:56.925
75	13.887	2:58.455	75	16.378	2:56.935
27	16.348	3:05.314	27	18.306	2:56.402
18	23.716	2:59.596	18	27.757	2:58.485
34	24.973	2:58.616	28	28.473	2:57.309
28	25.608	2:57.806	5	29.186	2:57.507
5	26.123	2:57.353	34	29.446	2:58.917
45	27.381	2:59.793	74	33.287	3:00.010
74	27.721	2:59.062	53	39.150	3:00.178
53	33.416	3:00.726	45	45.447	3:12.510
20	37.876	3:00.886	20	45.867	3:02.435
4	45.308	3:04.270	4	53.656	3:02.792
23	48.581	3:04.899	23	58.317	3:04.180
21	1:00.529	3:07.010	21	1:13.684	3:07.599
19	1:04.182	3:09.890	19	1:17.700	3:07.962

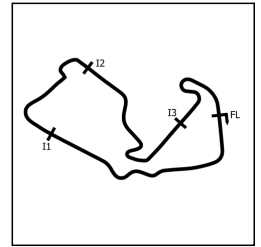
# 2024 Ginetta Junior Championship

## RACE 2 - ROUND 5 - POSITION CHART WITH INTERMEDIATES

No	Name	Lap Pos	Lap																															
			L0-Int1-M	L0-Int2-M	L0-Int3-M	L1-Finish	L1-Int1-M	L1-Int2-M	L1-Int3-M	L2-Finish	L2-Int1-M	L2-Int2-M	L2-Int3-M	L3-Finish	L3-Int1-M	L3-Int2-M	L3-Int3-M	L4-Finish	L4-Int1-M	L4-Int2-M	L4-Int3-M	L5-Finish	L5-Int1-M	L5-Int2-M	L5-Int3-M	L6-Finish	L6-Int1-M	L6-Int2-M	L6-Int3-M	L7-Finish				
50	HART	1	50	50	50	50	50	50	50	50	50	50	50	50	50	50	50	67	67	67	67	67	67	67	67	67	67	67	67	67	67			
35	PHELPS	2	35	35	35	35	35	35	35	35	35	35	35	67	67	67	67	67	67	67	50	50	50	50	50	50	35	35	26	26	26	26	50	
67	SAETER	3	67	67	67	67	67	67	67	67	67	67	67	67	35	35	35	35	35	35	35	35	35	35	35	35	50	26	50	50	50	50	26	
26	JOSLYN	4	26	26	26	26	26	26	26	26	26	26	26	26	25	90	26	26	26	26	26	26	26	26	26	26	50	90	90	90	90	90		
25	JEFF-HALL	5	25	25	25	25	25	25	25	25	25	25	25	25	26	43	43	43	43	43	43	43	43	43	43	43	90	90	90	90	90	25	25	
90	FERNANDEZ	6	90	90	90	90	90	90	90	90	90	90	90	90	90	26	90	27	90	90	90	90	90	90	90	90	43	43	43	43	43	43	43	
17	SHOTTON	7	17	17	17	17	17	17	17	17	17	17	17	17	17	17	27	90	17	27	27	27	27	25	25	25	25	25	25	25	25	35	35	35
43	CLARK	8	43	43	43	43	43	43	43	43	43	43	43	43	43	27	17	17	27	25	25	25	27	27	27	27	27	27	27	11	11	11	11	11
11	DAN	9	11	11	11	11	11	11	11	11	11	11	11	11	11	11	17	17	17	17	17	17	11	11	11	11	11	17	17	17	17	17	17	
27	SLATER	10	27	27	27	27	27	27	27	27	27	27	27	27	27	7	75	25	25	11	11	11	11	11	17	17	17	17	17	7	7	7	7	7
7	ELLIS	11	7	7	7	7	7	7	7	7	7	7	7	7	7	75	25	7	75	75	75	75	75	75	75	75	75	75	75	75	75	75	75	
75	CRONIN	12	75	75	75	75	75	75	75	75	75	75	75	75	75	25	7	75	7	7	7	7	7	7	7	7	7	7	7	7	7	7	7	
74	DAVIES	13	74	74	74	74	74	74	74	74	74	74	74	74	18	18	18	18	18	18	18	18	18	18	18	18	18	18	18	18	18	18	18	
18	BYRNE (F)	14	18	18	18	18	18	18	18	18	18	18	18	18	74	74	45	45	45	45	45	45	34	34	34	34	34	34	34	34	34	34	28	28
45	ROBINSON (F)	15	45	45	45	45	45	45	45	45	45	45	45	45	45	45	74	74	74	34	34	45	45	45	45	45	45	28	28	28	28	28	34	5
31	LIVESEY	16	31	31	31	31	31	31	31	31	31	31	31	31	34	34	34	34	34	74	74	74	74	74	28	28	28	5	5	5	5	5	5	34
70	PETERS (F)	17	70	70	70	70	34	34	34	34	34	31	31	31	31	53	53	53	28	28	28	28	74	74	5	45	45	45	45	74	74	74		
34	CUTHBERT	18	34	34	34	34	53	53	53	53	53	53	53	53	20	28	28	5	5	5	5	5	5	5	5	74	74	74	74	74	53	53		
53	CARNEY	19	53	53	53	53	23	23	23	23	20	20	20	20	28	5	5	53	53	53	53	53	53	53	53	53	53	53	53	20	20	45		
23	MIALL	20	23	23	23	23	20	20	20	20	20	23	23	28	5	20	20	20	20	20	20	20	20	20	20	20	20	20	20	45	45	20		
20	MABUNDA (F)	21	20	20	20	20	4	4	19	4	4	4	4	4	4	4	4	4	4	4	4	4	4	4	4	4	4	4	4	4	4	4	4	
4	ELLIS (F)	22	4	4	4	4	19	19	4	19	28	28	5	23	23	23	23	23	23	23	23	23	23	23	23	23	23	23	23	23	23	23		
19	MABUNDA (F)	23	19	19	19	19	21	21	21	21	5	5	23	19	19	19	19	19	19	19	19	19	21	21	21	21	21	21	21	21	21	21		
21	CASSELL JOSEPH (F)	24	21	21	21	21	5	5	5	5	19	19	19	21	21	21	21	21	21	21	21	21	21	21	19	19	19	19	19	19	19	19		
5	INGRAM HILL	25	5	5	5	5	28	28	28	28	21	21	21																					
28	MOSS	26	28	28	28	28																												

# 2024 Ginetta Junior Championship

## RACE 2 - ROUND 5 - SECTOR ANALYSIS



SECTOR 1 = FL to I1, SECTOR 2 = I1 to I2 SECTOR 3 = I2 to I3, SECTOR 4 = I3 to FL, DIFF = Difference To Personal Best Lap, P = Crossed Finish Line in Pit Lane, D = Time Disallowed

P1		67 R		Marcus SAETER				R Racing				
IDEAL LAP TIME : 2:53.937		BEST LAP TIME : 2:54.444				DIFFERENCE : 0.507						
LAP	SECTOR 1	SECTOR 2		SECTOR 3		SECTOR 4		LAP TIME	MPH	DIFF	TIME OF DAY	
1 -		78.6	50.626	57.1	1:10.241	83.3	39.749	67.8	4:00.755	54.73	1:06.311	10:26:05.240
2 -	1:10.703	91.5	47.862	63.8	1:12.010	40.3	47.007	95.5	3:57.582	55.46	1:03.138	10:30:02.822
3 -	53.695	108.9	36.738	77.4	53.494	102.4	31.662	94.7	2:55.589	75.04	1.145	10:32:58.411
4 -	53.517	107.3	36.489	78.4	52.925	102.7	31.757	94.3	2:54.688 (2)	75.43	0.244	10:35:53.099
5 -	53.462	107.2	36.834	75.4	53.514	100.6	31.567	94.4	2:55.377	75.13	0.933	10:38:48.476
6 -	53.263	105.8	36.182	78.3	53.156	100.9	32.180	94.6	2:54.781 (3)	75.39	0.337	10:41:43.257
7 -	53.329	106.1	36.291	77.9	53.012	99.8	31.812	93.0	2:54.444 (1)	75.54		10:44:37.701

P2		50 J		Charlie HART				Elite Motorsport				
IDEAL LAP TIME : 2:54.180		BEST LAP TIME : 2:54.684				DIFFERENCE : 0.504						
LAP	SECTOR 1	SECTOR 2		SECTOR 3		SECTOR 4		LAP TIME	MPH	DIFF	TIME OF DAY	
1 -		78.7	50.588	56.0	1:09.970	82.0	39.737	73.3	3:59.795	54.95	1:05.111	10:26:04.280
2 -	1:10.452	95.7	48.132	59.0	1:12.270	42.2	47.224	93.0	3:58.078	55.35	1:03.394	10:30:02.358
3 -	53.517	104.3	36.763	77.4	53.863	99.2	31.526	93.2	2:55.669	75.01	0.985	10:32:58.027
4 -	53.433	104.6	36.456	78.1	53.330	99.7	32.029	93.9	2:55.248 (2)	75.19	0.564	10:35:53.275
5 -	53.366	108.9	36.863	76.7	53.703	101.9	31.658	94.4	2:55.590 (3)	75.04	0.906	10:38:48.865
6 -	53.293	106.6	36.867	76.9	53.259	101.9	32.569	93.2	2:55.988	74.87	1.304	10:41:44.853
7 -	53.338	107.8	36.771	75.4	52.905	102.6	31.670	93.0	2:54.684 (1)	75.43		10:44:39.537

P3		26 J		Henry JOSLYN				Preptech UK				
IDEAL LAP TIME : 2:54.013		BEST LAP TIME : 2:54.382				DIFFERENCE : 0.369						
LAP	SECTOR 1	SECTOR 2		SECTOR 3		SECTOR 4		LAP TIME	MPH	DIFF	TIME OF DAY	
1 -		78.6	50.580	60.8	1:10.549	82.2	39.463	66.5	4:01.261	54.62	1:06.879	10:26:05.746
2 -	1:10.661	94.7	47.961	62.5	1:11.852	41.3	46.932	95.4	3:57.406	55.50	1:03.024	10:30:03.152
3 -	54.311	104.0	38.074	76.2	53.536	101.3	31.614	95.3	2:57.535	74.22	3.153	10:33:00.687
4 -	53.332	104.8	36.652	78.2	52.900	101.3	31.683	95.0	2:54.567 (2)	75.48	0.185	10:35:55.254
5 -	53.325	104.6	36.608	78.0	52.864	101.6	31.585	95.8	2:54.382 (1)	75.56		10:38:49.636
6 -	53.031	107.7	36.580	78.3	52.817	101.3	32.786	94.3	2:55.214	75.20	0.832	10:41:44.850
7 -	53.225	105.5	36.691	77.3	52.948	99.5	31.850	93.4	2:54.714 (3)	75.42	0.332	10:44:39.564

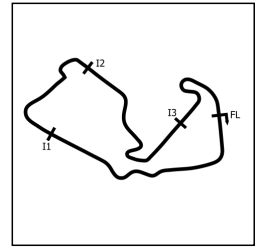
P4		90 J		Chase FERNANDEZ				E3 Sport				
IDEAL LAP TIME : 2:53.752		BEST LAP TIME : 2:54.280				DIFFERENCE : 0.528						
LAP	SECTOR 1	SECTOR 2		SECTOR 3		SECTOR 4		LAP TIME	MPH	DIFF	TIME OF DAY	
1 -		81.2	50.116	60.1	1:10.476	88.0	39.431	71.2	4:02.318	54.38	1:08.038	10:26:06.803
2 -	1:10.517	94.5	47.860	57.3	1:11.800	43.2	46.830	94.7	3:57.007	55.60	1:02.727	10:30:03.810
3 -	53.724	107.7	37.855	74.8	54.166	103.8	32.475	93.2	2:58.220	73.94	3.940	10:33:02.030
4 -	54.288	104.5	36.298	77.7	52.915	102.7	31.707	94.6	2:55.208	75.21	0.928	10:35:57.238
5 -	53.486	105.6	36.157	77.4	53.166	101.3	31.471	94.4	2:54.280 (1)	75.61		10:38:51.518
6 -	53.350	104.6	36.192	76.9	53.139	99.8	32.400	94.4	2:55.081 (2)	75.26	0.801	10:41:46.599
7 -	53.209	104.3	36.685	74.4	53.399	100.6	31.879	93.5	2:55.172 (3)	75.22	0.892	10:44:41.771

P5		25 R		Ethan JEFF-HALL				R Racing				
IDEAL LAP TIME : 2:53.025		BEST LAP TIME : 2:54.215				DIFFERENCE : 1.190						
LAP	SECTOR 1	SECTOR 2		SECTOR 3		SECTOR 4		LAP TIME	MPH	DIFF	TIME OF DAY	
1 -		81.5	50.111	57.5	1:10.469	85.8	39.478	70.6	4:02.108	54.42	1:07.893	10:26:06.593
2 -	1:10.474	94.2	47.818	59.1	1:11.749	41.9	46.855	95.0	3:56.896	55.62	1:02.681	10:30:03.489
3 -	53.937	105.0	42.030	77.6	52.904	103.5	31.602	94.9	3:00.473	73.01	6.258	10:33:03.962
4 -	53.336	108.0	37.052	74.8	52.834	102.6	31.695	95.1	2:54.917	75.33	0.702	10:35:58.879
5 -	53.736	103.7	36.175	78.3	52.920	100.6	31.384	94.4	2:54.215 (1)	75.64		10:38:53.094
6 -	53.207	105.1	35.990	78.5	52.898	101.8	32.191	95.4	2:54.286 (2)	75.61	0.071	10:41:47.380
7 -	52.817	106.3	36.409	75.0	53.705	101.6	31.600	92.8	2:54.531 (3)	75.50	0.316	10:44:41.911

# 2024 Ginetta Junior Championship

## RACE 2 - ROUND 5 - SECTOR ANALYSIS



SECTOR 1 = FL to I1, SECTOR 2 = I1 to I2 SECTOR 3 = I2 to I3, SECTOR 4 = I3 to FL, DIFF = Difference To Personal Best Lap, P = Crossed Finish Line in Pit Lane, D = Time Disallowed

P6		43 R		Archie CLARK				Elite Motorsport				
IDEAL LAP TIME : 2:54.144		BEST LAP TIME : 2:55.011				DIFFERENCE : 0.867						
LAP	SECTOR 1	SECTOR 2		SECTOR 3		SECTOR 4		LAP TIME	MPH	DIFF	TIME OF DAY	
1 -		77.5	48.641	60.0	1:11.332	82.6	38.993	64.2	4:04.036	53.99	1:09.025	10:26:08.521
2 -	1:12.381	81.3	45.818	62.4	1:11.291	44.6	46.373	95.0	3:55.863	55.87	1:00.852	10:30:04.384
3 -	53.969	107.7	37.149	72.0	53.817	102.7	31.934	94.3	2:56.869	74.50	1.858	10:33:01.253
4 -	53.582	104.5	36.637	77.2	53.231	102.1	31.794	94.3	2:55.244 (3)	75.19	0.233	10:35:56.497
5 -	53.464	104.5	36.710	77.7	53.519	102.7	31.962	94.7	2:55.655	75.02	0.644	10:38:52.152
6 -	53.228	106.5	36.341	77.4	53.317	102.2	32.125	95.3	2:55.011 (1)	75.29		10:41:47.163
7 -	52.778	107.7	36.876	76.7	53.667	102.2	31.922	94.3	2:55.243 (2)	75.19	0.232	10:44:42.406

P7		35 R		Isaac PHELPS				Elite Motorsport				
IDEAL LAP TIME : 2:53.488		BEST LAP TIME : 2:53.771				DIFFERENCE : 0.283						
LAP	SECTOR 1	SECTOR 2		SECTOR 3		SECTOR 4		LAP TIME	MPH	DIFF	TIME OF DAY	
1 -		77.4	50.640	57.1	1:10.287	82.1	39.546	74.4	4:00.249	54.85	1:06.478	10:26:04.734
2 -	1:10.640	85.5	48.016	58.3	1:12.014	42.1	47.164	94.2	3:57.834	55.40	1:04.063	10:30:02.568
3 -	53.976	103.7	36.926	78.0	53.673	102.2	32.035	94.3	2:56.610	74.61	2.839	10:32:59.178
4 -	53.372	106.6	36.368	78.9	52.701	103.2	31.761	94.9	2:54.202 (2)	75.64	0.431	10:35:53.380
5 -	53.351	108.9	36.937	77.3	53.708	102.7	31.939	94.6	2:55.935 (3)	74.90	2.164	10:38:49.315
6 -	52.987	108.2	36.143	78.3	52.756	101.5	39.046	94.3	3:00.932	72.83	7.161	10:41:50.247
7 -	53.082	104.6	36.316	77.1	52.716	100.9	31.657	94.3	2:53.771 (1)	75.83		10:44:44.018

P8		11 R		Ruben DAN				Elite Motorsport				
IDEAL LAP TIME : 2:55.070		BEST LAP TIME : 2:55.419				DIFFERENCE : 0.349						
LAP	SECTOR 1	SECTOR 2		SECTOR 3		SECTOR 4		LAP TIME	MPH	DIFF	TIME OF DAY	
1 -		74.2	48.693	62.4	1:11.364	77.4	39.010	67.5	4:04.673	53.85	1:09.254	10:26:09.158
2 -	1:12.303	82.5	45.854	63.6	1:11.309	42.7	46.095	95.0	3:55.561	55.94	1:00.142	10:30:04.719
3 -	54.508	106.3	38.129	78.3	53.780	101.5	32.031	94.4	2:58.448	73.84	3.029	10:33:03.167
4 -	53.901	107.3	37.641	76.6	54.272	102.6	31.970	94.4	2:57.784	74.12	2.365	10:36:00.951
5 -	53.123	107.7	37.131	75.2	53.408	100.9	31.757	94.2	2:55.419 (1)	75.12		10:38:56.370
6 -	53.358	104.0	36.847	78.0	53.343	100.0	31.989	94.2	2:55.537 (2)	75.07	0.118	10:41:51.907
7 -	53.390	103.2	36.882	78.2	53.523	99.7	32.244	93.6	2:56.039 (3)	74.85	0.620	10:44:47.946

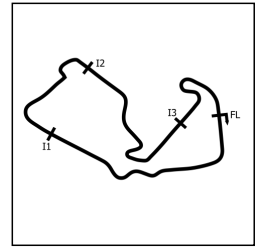
P9		17 R		James SHOTTON				Fox Motorsport				
IDEAL LAP TIME : 2:55.427		BEST LAP TIME : 2:55.427				DIFFERENCE : 0.000						
LAP	SECTOR 1	SECTOR 2		SECTOR 3		SECTOR 4		LAP TIME	MPH	DIFF	TIME OF DAY	
1 -		71.5	49.012	56.9	1:10.802	87.2	39.619	66.6	4:03.516	54.11	1:08.089	10:26:08.001
2 -	1:11.159	89.8	46.633	58.7	1:11.894	43.8	46.469	95.3	3:56.155	55.80	1:00.728	10:30:04.156
3 -	54.069	105.6	38.058	74.5	54.236	102.9	31.787	94.7	2:58.150	73.97	2.723	10:33:02.306
4 -	54.449	106.6	37.770	74.2	53.928	102.2	31.659	95.0	2:57.806	74.11	2.379	10:36:00.112
5 -	53.677	106.6	37.292	74.1	53.752	104.0	31.822	96.1	2:56.543 (2)	74.64	1.116	10:38:56.655
6 -	53.587	106.6	37.792	74.8	54.406	100.4	31.873	95.1	2:57.658 (3)	74.17	2.231	10:41:54.313
7 -	53.290	105.1	37.108	77.0	53.493	101.0	31.536	95.3	2:55.427 (1)	75.11		10:44:49.740

P10		7 R		Nickolas ELLIS				Elite Motorsport				
IDEAL LAP TIME : 2:56.161		BEST LAP TIME : 2:56.161				DIFFERENCE : 0.000						
LAP	SECTOR 1	SECTOR 2		SECTOR 3		SECTOR 4		LAP TIME	MPH	DIFF	TIME OF DAY	
1 -		73.7	48.555	60.5	1:11.755	78.6	38.812	63.9	4:05.997	53.56	1:09.836	10:26:10.482
2 -	1:12.628	74.2	45.131	69.8	1:11.305	46.6	45.790	95.3	3:54.854	56.11	58.693	10:30:05.336
3 -	54.730	106.3	37.957	77.1	54.349	99.4	32.191	93.5	2:59.227	73.52	3.066	10:33:04.563
4 -	54.665	105.6	37.168	76.5	54.317	101.6	32.189	93.8	2:58.339	73.89	2.178	10:36:02.902
5 -	53.718	106.1	37.028	76.7	53.456	102.1	31.959	94.6	2:56.161 (1)	74.80		10:38:59.063
6 -	54.019	106.5	37.031	77.0	54.517	100.0	32.061	93.6	2:57.628 (3)	74.18	1.467	10:41:56.691
7 -	54.065	103.8	37.040	76.8	53.509	100.6	32.311	93.6	2:56.925 (2)	74.48	0.764	10:44:53.616

# 2024 Ginetta Junior Championship

## RACE 2 - ROUND 5 - SECTOR ANALYSIS



SECTOR 1 = FL to I1, SECTOR 2 = I1 to I2 SECTOR 3 = I2 to I3, SECTOR 4 = I3 to FL, DIFF = Difference To Personal Best Lap, P = Crossed Finish Line in Pit Lane, D = Time Disallowed

P11		75 R		Colin CRONIN				Fox Motorsport				
IDEAL LAP TIME : 2:56.393		BEST LAP TIME : 2:56.916				DIFFERENCE : 0.523						
LAP	SECTOR 1	SECTOR 2		SECTOR 3		SECTOR 4		LAP TIME	MPH	DIFF	TIME OF DAY	
1 -		78.6	48.399	58.7	1:11.904	73.7	38.705	58.5	4:06.635	53.43	1:09.719	10:26:11.120
2 -	1:12.672	69.8	45.172	68.5	1:11.313	49.7	45.714	95.0	3:54.871	56.10	57.955	10:30:05.991
3 -	54.506	106.0	37.737	77.4	54.039	102.2	32.332	96.1	2:58.614	73.77	1.698	10:33:04.605
4 -	54.271	105.5	36.910	77.6	54.009	102.6	31.978	95.4	2:57.168 (3)	74.38	0.252	10:36:01.773
5 -	54.361	104.5	36.659	76.8	54.045	100.7	31.851	94.6	2:56.916 (1)	74.48		10:38:58.689
6 -	54.085	104.5	36.873	76.5	55.157	98.6	32.340	95.3	2:58.455	73.84	1.539	10:41:57.144
7 -	54.090	105.6	37.019	77.9	53.798	101.2	32.028	95.0	2:56.935 (2)	74.47	0.019	10:44:54.079

P12		27 R		Alfie SLATER				R Racing				
IDEAL LAP TIME : 2:54.934		BEST LAP TIME : 2:55.551				DIFFERENCE : 0.617						
LAP	SECTOR 1	SECTOR 2		SECTOR 3		SECTOR 4		LAP TIME	MPH	DIFF	TIME OF DAY	
1 -		83.1	48.721	59.2	1:11.944	80.1	38.816	61.1	4:05.535	53.66	1:09.984	10:26:10.020
2 -	1:12.003	78.0	45.644	68.6	1:11.392	43.6	46.059	95.5	3:55.098	56.05	59.547	10:30:05.118
3 -	54.305	106.0	37.036	76.1	53.429	101.3	32.140	91.3	2:56.910	74.48	1.359	10:33:02.028
4 -	54.858	107.5	36.812	76.4	53.189	100.6	31.853	94.6	2:56.712 (3)	74.57	1.161	10:35:58.740
5 -	54.373	105.1	36.358	77.6	53.078	101.0	31.742	93.9	2:55.551 (1)	75.06		10:38:54.291
6 -	53.756	103.8	36.635	77.0	53.634	98.8	41.289	89.8	3:05.314	71.11	9.763	10:41:59.605
7 -	53.933	103.0	36.585	77.8	53.981	99.8	31.903	93.8	2:56.402 (2)	74.70	0.851	10:44:56.007

P13		18 R		Torrin BYRNE (F)				Pace Performance				
IDEAL LAP TIME : 2:58.124		BEST LAP TIME : 2:58.485				DIFFERENCE : 0.361						
LAP	SECTOR 1	SECTOR 2		SECTOR 3		SECTOR 4		LAP TIME	MPH	DIFF	TIME OF DAY	
1 -		72.3	48.014	59.1	1:12.250	77.5	38.451	61.0	4:07.579	53.22	1:09.094	10:26:12.064
2 -	1:12.862	74.8	44.785	69.1	1:11.409	49.7	46.596	95.4	3:55.652	55.92	57.167	10:30:07.716
3 -	55.035	106.5	38.734	71.3	54.589	100.4	32.196	93.4	3:00.554	72.98	2.069	10:33:08.270
4 -	54.730	103.5	38.288	74.0	54.208	99.8	32.310	93.5	2:59.536 (2)	73.39	1.051	10:36:07.806
5 -	54.632	103.2	37.786	74.3	54.584	98.3	32.569	92.7	2:59.571 (3)	73.38	1.086	10:39:07.377
6 -	54.531	102.9	37.912	73.9	54.641	98.3	32.512	92.7	2:59.596	73.37	1.111	10:42:06.973
7 -	54.465	103.5	37.255	74.3	54.415	98.3	32.350	93.1	2:58.485 (1)	73.83		10:45:05.458

P14		28 J		Harry MOSS				R Racing				
IDEAL LAP TIME : 2:56.746		BEST LAP TIME : 2:56.890				DIFFERENCE : 0.144						
LAP	SECTOR 1	SECTOR 2		SECTOR 3		SECTOR 4		LAP TIME	MPH	DIFF	TIME OF DAY	
1 -		72.0	47.833	66.4	1:12.013	64.7	37.742	53.0	4:14.858	51.70	1:17.968	10:26:19.343
2 -	1:14.258	78.7	43.180	71.0	1:10.560	34.0	47.747	93.2	3:55.745	55.89	58.855	10:30:15.088
3 -	56.089	104.2	37.359	74.3	54.875	100.7	32.225	94.2	3:00.548	72.98	3.658	10:33:15.636
4 -	54.989	104.3	37.193	77.2	54.241	99.7	32.110	93.1	2:58.533	73.81	1.643	10:36:14.169
5 -	54.167	104.0	37.092	77.7	53.643	100.6	31.988	93.8	2:56.890 (1)	74.49		10:39:11.059
6 -	54.715	106.1	37.199	74.6	53.806	100.3	32.086	94.4	2:57.806 (3)	74.11	0.916	10:42:08.865
7 -	54.072	104.8	37.238	76.9	54.060	99.7	31.939	93.9	2:57.309 (2)	74.32	0.419	10:45:06.174

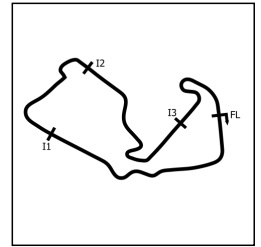
  

P15		5 R		Tom INGRAM HILL				R Racing				
IDEAL LAP TIME : 2:57.009		BEST LAP TIME : 2:57.353				DIFFERENCE : 0.344						
LAP	SECTOR 1	SECTOR 2		SECTOR 3		SECTOR 4		LAP TIME	MPH	DIFF	TIME OF DAY	
1 -		70.4	47.986	67.7	1:12.131	67.1	37.733	53.4	4:14.712	51.73	1:17.359	10:26:19.197
2 -	1:14.094	75.1	43.218	72.5	1:10.547	34.9	47.931	89.4	3:55.790	55.88	58.437	10:30:14.987
3 -	56.324	104.5	37.645	76.3	54.975	100.3	32.312	94.2	3:01.256	72.70	3.903	10:33:16.243
4 -	54.478	105.8	37.526	77.6	54.016	101.5	32.206	94.6	2:58.226	73.93	0.873	10:36:14.469
5 -	54.042	104.2	37.339	77.5	54.029	101.6	32.148	94.9	2:57.558 (3)	74.21	0.205	10:39:12.027
6 -	54.060	106.8	37.267	73.9	53.843	101.6	32.183	94.4	2:57.353 (1)	74.30		10:42:09.380
7 -	53.751	107.3	37.320	77.0	54.212	99.7	32.224	94.2	2:57.507 (2)	74.23	0.154	10:45:06.887



# 2024 Ginetta Junior Championship

## RACE 2 - ROUND 5 - SECTOR ANALYSIS



SECTOR 1 = FL to I1, SECTOR 2 = I1 to I2, SECTOR 3 = I2 to I3, SECTOR 4 = I3 to FL, DIFF = Difference To Personal Best Lap, P = Crossed Finish Line in Pit Lane, D = Time Disallowed

P16		34 R		Max CUTHBERT				Elite Motorsport				
IDEAL LAP TIME : 2:57.638		BEST LAP TIME : 2:58.336				DIFFERENCE : 0.698						
LAP	SECTOR 1	SECTOR 2		SECTOR 3		SECTOR 4		LAP TIME	MPH	DIFF	TIME OF DAY	
1 -		70.5	47.907	66.5	1:13.015	78.9	37.178	62.6	4:09.988	52.71	1:11.652	10:26:14.473
2 -	1:13.047	84.7	44.294	61.7	1:11.354	43.8	46.564	93.8	3:55.259	56.01	56.923	10:30:09.732
3 -	55.293	104.6	37.734	72.8	55.649	99.1	33.417	91.9	3:02.093	72.36	3.757	10:33:11.825
4 -	54.687	104.5	38.133	70.4	54.596	100.1	32.037	92.7	2:59.453	73.43	1.117	10:36:11.278
5 -	54.404	102.7	37.469	73.9	54.225	99.1	32.238	92.4	2:58.336 (1)	73.89		10:39:09.614
6 -	54.536	102.7	37.605	73.2	54.206	99.1	32.269	92.8	2:58.616 (2)	73.77	0.280	10:42:08.230
7 -	53.926	104.2	37.516	74.3	54.839	101.9	32.636	93.8	2:58.917 (3)	73.65	0.581	10:45:07.147

P17		74 R		Alfie DAVIES				Preptech UK				
IDEAL LAP TIME : 2:58.585		BEST LAP TIME : 2:59.062				DIFFERENCE : 0.477						
LAP	SECTOR 1	SECTOR 2		SECTOR 3		SECTOR 4		LAP TIME	MPH	DIFF	TIME OF DAY	
1 -		78.4	48.380	59.2	1:11.728	82.0	38.782	59.1	4:06.936	53.36	1:07.874	10:26:11.421
2 -	1:12.834	70.2	45.132	67.6	1:11.242	48.8	46.788	92.8	3:55.996	55.83	56.934	10:30:07.417
3 -	55.374	104.3	39.146	73.5	55.873	101.6	32.568	93.8	3:02.961	72.02	3.899	10:33:10.378
4 -	55.434	105.6	39.001	72.3	54.980	100.9	32.360	93.8	3:01.775	72.49	2.713	10:36:12.153
5 -	54.798	105.3	37.840	75.9	54.939	101.3	32.186	94.0	2:59.763 (2)	73.30	0.701	10:39:11.916
6 -	54.464	107.0	37.689	74.2	54.329	101.6	32.580	93.6	2:59.062 (1)	73.59		10:42:10.978
7 -	54.469	105.0	37.606	74.8	55.210	97.8	32.725	91.8	3:00.010 (3)	73.20	0.948	10:45:10.988

P18		53 R		Ethan CARNEY				Preptech UK				
IDEAL LAP TIME : 2:59.447		BEST LAP TIME : 3:00.178				DIFFERENCE : 0.731						
LAP	SECTOR 1	SECTOR 2		SECTOR 3		SECTOR 4		LAP TIME	MPH	DIFF	TIME OF DAY	
1 -		73.1	48.138	67.4	1:12.885	76.5	37.024	61.9	4:10.391	52.62	1:10.213	10:26:14.876
2 -	1:13.753	81.3	43.595	60.5	1:11.445	44.5	46.531	94.6	3:55.324	55.99	55.146	10:30:10.200
3 -	56.280	104.0	38.528	73.5	55.497	99.1	33.412	90.8	3:03.717	71.72	3.539	10:33:13.917
4 -	55.626	102.6	37.662	73.6	55.978	99.8	32.567	92.7	3:01.833	72.47	1.655	10:36:15.750
5 -	55.225	101.9	37.678	74.3	54.818	98.2	32.476	92.3	3:00.197 (2)	73.12	0.019	10:39:15.947
6 -	55.345	102.4	37.507	72.5	55.538	97.2	32.336	91.9	3:00.726 (3)	72.91	0.548	10:42:16.673
7 -	54.851	102.2	37.836	73.5	54.753	98.2	32.738	92.1	3:00.178 (1)	73.13		10:45:16.851

P19		45 R		Jack ROBINSON (F)				Fox Motorsport				
IDEAL LAP TIME : 2:58.610		BEST LAP TIME : 2:59.183				DIFFERENCE : 0.573						
LAP	SECTOR 1	SECTOR 2		SECTOR 3		SECTOR 4		LAP TIME	MPH	DIFF	TIME OF DAY	
1 -		67.9	47.898	63.4	1:12.825	82.9	37.712	61.5	4:07.920	53.15	1:08.737	10:26:12.405
2 -	1:13.012	76.6	44.791	69.1	1:11.650	51.0	46.587	93.8	3:56.040	55.82	56.857	10:30:08.445
3 -	55.084	105.8	38.756	70.8	55.425	101.5	32.354	93.9	3:01.619	72.55	2.436	10:33:10.064
4 -	55.479	102.4	38.890	72.3	54.632	100.3	32.597	94.9	3:01.598 (3)	72.56	2.415	10:36:11.662
5 -	54.851	104.8	37.470	76.7	54.061	101.0	32.801	93.4	2:59.183 (1)	73.54		10:39:10.845
6 -	54.725	104.2	38.010	72.5	54.540	101.2	32.518	94.3	2:59.793 (2)	73.29	0.610	10:42:10.638
7 -	54.726	104.2	50.964	73.4	54.312	101.2	32.508	92.8	3:12.510	68.45	13.327	10:45:23.148

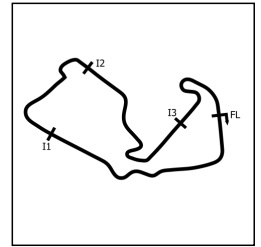
  

P20		20 R		Ntiyiso MABUNDA (F)				Pace Performance				
IDEAL LAP TIME : 3:00.089		BEST LAP TIME : 3:00.886				DIFFERENCE : 0.797						
LAP	SECTOR 1	SECTOR 2		SECTOR 3		SECTOR 4		LAP TIME	MPH	DIFF	TIME OF DAY	
1 -		73.1	47.918	72.4	1:12.865	71.4	38.026	57.4	4:13.117	52.06	1:12.231	10:26:17.602
2 -	1:13.409	63.1	43.141	73.7	1:10.712	39.6	47.656	92.7	3:54.918	56.09	54.032	10:30:12.520
3 -	55.657	103.0	38.890	74.3	55.373	99.7	32.925	93.1	3:02.845	72.07	1.959	10:33:15.365
4 -	57.091	101.8	37.899	74.9	54.874	100.1	32.589	93.2	3:02.453	72.22	1.567	10:36:17.818
5 -	55.278	101.5	38.612	75.4	55.848	97.3	32.691	92.6	3:02.429 (2)	72.23	1.543	10:39:20.247
6 -	55.176	101.5	37.729	76.6	55.046	97.2	32.935	92.4	3:00.886 (1)	72.85		10:42:21.133
7 -	54.897	101.8	38.848	74.6	55.688	98.3	33.002	93.2	3:02.435 (3)	72.23	1.549	10:45:23.568



# 2024 Ginetta Junior Championship

## RACE 2 - ROUND 5 - SECTOR ANALYSIS



SECTOR 1 = FL to I1, SECTOR 2 = I1 to I2 SECTOR 3 = I2 to I3, SECTOR 4 = I3 to FL, DIFF = Difference To Personal Best Lap, P = Crossed Finish Line in Pit Lane, D = Time Disallowed

P21		4 R		James ELLIS (F)				MDD Racing				
IDEAL LAP TIME : 3:02.662		BEST LAP TIME : 3:02.792				DIFFERENCE : 0.130						
LAP	SECTOR 1	SECTOR 2		SECTOR 3		SECTOR 4		LAP TIME	MPH	DIFF	TIME OF DAY	
1 -		72.6	47.741	71.3	1:13.004	71.2	37.869	56.6	4:13.596	51.96	1:10.804	10:26:18.081
2 -	1:13.551	68.6	43.433	70.1	1:10.829	37.1	47.239	89.5	3:55.052	56.06	52.260	10:30:13.133
3 -	56.073	<b>103.4</b>	38.804	<b>76.3</b>	55.896	<b>98.6</b>	33.313	<b>90.4</b>	3:04.086	71.58	1.294	10:33:17.219
4 -	<b>55.955</b>	101.9	38.502	73.9	55.779	95.7	33.421	88.8	3:03.657 (3)	71.75	0.865	10:36:20.876
5 -	56.353	99.2	38.671	73.7	55.323	94.7	<b>33.072</b>	88.9	3:03.419 (2)	71.84	0.627	10:39:24.295
6 -	56.358	99.1	38.863	73.9	55.502	93.9	33.547	88.5	3:04.270	71.51	1.478	10:42:28.565
7 -	55.972	99.1	<b>38.326</b>	74.3	<b>55.309</b>	94.7	33.185	88.6	<b>3:02.792 (1)</b>	<b>72.09</b>		<b>10:45:31.357</b>

P22		23 J		Holly MIALL				Fox Motorsport				
IDEAL LAP TIME : 3:03.663		BEST LAP TIME : 3:04.180				DIFFERENCE : 0.517						
LAP	SECTOR 1	SECTOR 2		SECTOR 3		SECTOR 4		LAP TIME	MPH	DIFF	TIME OF DAY	
1 -		73.8	48.074	70.5	1:12.845	73.3	37.048	64.6	4:10.735	52.55	1:06.555	10:26:15.220
2 -	1:13.756	80.8	43.856	63.5	1:11.365	42.0	47.080	91.5	3:56.057	55.82	51.877	10:30:11.277
3 -	57.074	<b>103.8</b>	39.408	72.3	56.826	98.3	33.269	<b>93.0</b>	3:06.577	70.62	2.397	10:33:17.854
4 -	56.659	103.0	<b>38.643</b>	71.4	<b>55.725</b>	<b>98.9</b>	<b>33.228</b>	92.2	3:04.255 (2)	71.51	0.075	10:36:22.109
5 -	56.804	102.2	<b>38.643</b>	72.1	55.998	97.5	33.385	92.3	3:04.830 (3)	71.29	0.650	10:39:26.939
6 -	56.128	102.4	39.327	<b>72.5</b>	55.845	97.2	33.599	92.3	3:04.899	71.27	0.719	10:42:31.838
7 -	<b>56.067</b>	102.1	38.891	70.3	55.930	97.5	33.292	92.2	<b>3:04.180 (1)</b>	<b>71.54</b>		<b>10:45:36.018</b>

P23		21 R		Jovarni CASSELL JOSEPH (F)				MDD Racing				
IDEAL LAP TIME : 3:06.405		BEST LAP TIME : 3:06.519				DIFFERENCE : 0.114						
LAP	SECTOR 1	SECTOR 2		SECTOR 3		SECTOR 4		LAP TIME	MPH	DIFF	TIME OF DAY	
1 -		69.9	48.038	67.4	1:12.072	67.3	37.844	54.7	4:14.388	51.80	1:07.869	10:26:18.873
2 -	1:13.942	73.0	43.205	71.6	1:10.489	38.6	48.321	<b>88.2</b>	3:55.957	55.84	49.438	10:30:14.830
3 -	57.984	97.6	<b>38.860</b>	73.4	56.743	<b>94.2</b>	<b>33.715</b>	87.2	3:07.302 (3)	70.35	0.783	10:33:22.132
4 -	57.224	96.0	38.956	73.4	<b>56.610</b>	93.9	33.729	86.1	<b>3:06.519 (1)</b>	<b>70.65</b>		<b>10:36:28.651</b>
5 -	57.328	<b>98.2</b>	39.196	<b>73.5</b>	57.464	91.3	34.137	86.7	3:08.125	70.04	1.606	10:39:36.776
6 -	<b>57.220</b>	95.7	38.928	71.3	57.017	91.4	33.845	86.5	3:07.010 (2)	70.46	0.491	10:42:43.786
7 -	57.267	96.0	39.355	72.2	57.068	92.5	33.909	86.3	3:07.599	70.24	1.080	10:45:51.385

P24		19 R		Mahlori MABUNDA (F)				Pace Performance				
IDEAL LAP TIME : 3:05.809		BEST LAP TIME : 3:06.515				DIFFERENCE : 0.706						
LAP	SECTOR 1	SECTOR 2		SECTOR 3		SECTOR 4		LAP TIME	MPH	DIFF	TIME OF DAY	
1 -		71.6	48.452	68.9	1:12.064	68.6	37.892	54.4	4:14.122	51.85	1:07.607	10:26:18.607
2 -	1:13.559	68.4	43.525	71.5	1:09.900	34.1	48.444	<b>91.4</b>	3:55.428	55.97	48.913	10:30:14.035
3 -	57.577	96.6	<b>38.909</b>	<b>74.8</b>	<b>56.591</b>	<b>96.1</b>	<b>33.438</b>	90.2	<b>3:06.515 (1)</b>	<b>70.65</b>		<b>10:33:20.550</b>
4 -	<b>56.871</b>	<b>98.8</b>	39.100	74.2	56.784	95.0	34.129	88.1	3:06.884 (2)	70.51	0.369	10:36:27.434
5 -	58.152	97.2	39.266	72.4	58.014	89.7	34.683	88.2	3:10.115	69.31	3.600	10:39:37.549
6 -	58.419	96.2	39.408	73.1	57.802	91.0	34.261	87.2	3:09.890	69.39	3.375	10:42:47.439
7 -	57.118	96.6	39.935	72.1	57.007	91.5	33.902	86.5	3:07.962 (3)	70.10	1.447	10:45:55.401

P25		31 J		Felix LIVESEY				MDD Racing				
IDEAL LAP TIME : 3:07.012		BEST LAP TIME : 3:56.390				DIFFERENCE : 49.378						
LAP	SECTOR 1	SECTOR 2		SECTOR 3		SECTOR 4		LAP TIME	MPH	DIFF	TIME OF DAY	
1 -		71.3	47.693	65.6	1:12.848	81.4	<b>37.728</b>	63.8	4:08.480	53.03	12.090	10:26:12.965
2 -	1:13.173	86.0	44.755	66.4	1:11.596	51.8	46.866	<b>92.2</b>	<b>3:56.390 (1)</b>	<b>55.74</b>		<b>10:30:09.355</b>
3 -	<b>55.768</b>	<b>101.3</b>	<b>38.451</b>	<b>72.9</b>	<b>55.065</b>	<b>99.5</b>	IN PIT		3:11.995 P	68.63		10:33:21.350

P26		70 R		Jude PETERS (F)				E3 Sport				
IDEAL LAP TIME :		BEST LAP TIME :				DIFFERENCE :						
LAP	SECTOR 1	SECTOR 2		SECTOR 3		SECTOR 4		LAP TIME	MPH	DIFF	TIME OF DAY	
1 -		<b>75.6</b>	<b>47.793</b>	<b>73.4</b>	<b>1:13.148</b>	<b>79.9</b>	<b>37.151</b>	<b>65.0</b>	4:09.176	52.88		10:26:13.661

# 2024 Ginetta Junior Championship

## RACE 2 - ROUND 5 - BEST SECTORS

SECTOR 1				SECTOR 2				SECTOR 3				SECTOR 4				IDEAL / BEST COMPARISON			
POS	NO	NAME	TIME	NO	NAME	TIME	NO	NAME	TIME	NO	NAME	TIME	POS	NO	NAME	IDEAL	BEST	DIFF	
																<b>PERFECT LAP</b>	<b>2:52.853</b>		
1	43	CLARK	52.778	25	JEFF-HA	35.990	35	PHELPS	52.701	25	JEFF-HA	31.384	1	25	JEFF-HALL	2:53.025	2:54.215	1.190	
2	25	JEFF-HA	52.817	35	PHELPS	36.143	26	JOSLYN	52.817	90	FERNAND	31.471	2	35	PHELPS	2:53.488	2:53.771	0.283	
3	35	PHELPS	52.987	90	FERNAND	36.157	25	JEFF-HA	52.834	50	HART	31.526	3	90	FERNANDEZ	2:53.752	2:54.280	0.528	
4	26	JOSLYN	53.031	67	SAETER	36.182	50	HART	52.905	17	SHOTTON	31.536	4	67	SAETER	2:53.937	2:54.444	0.507	
5	11	DAN	53.123	43	CLARK	36.341	90	FERNAND	52.915	67	SAETER	31.567	5	26	JOSLYN	2:54.013	2:54.382	0.369	
6	90	FERNAND	53.209	27	SLATER	36.358	67	SAETER	52.925	26	JOSLYN	31.585	6	43	CLARK	2:54.144	2:55.011	0.867	
7	67	SAETER	53.263	50	HART	36.456	27	SLATER	53.078	35	PHELPS	31.657	7	50	HART	2:54.180	2:54.684	0.504	
8	17	SHOTTON	53.290	26	JOSLYN	36.580	43	CLARK	53.231	27	SLATER	31.742	8	27	SLATER	2:54.934	2:55.551	0.617	
9	50	HART	53.293	75	CRONIN	36.659	11	DAN	53.343	11	DAN	31.757	9	11	DAN	2:55.070	2:55.419	0.349	
10	7	ELLIS	53.718	11	DAN	36.847	7	ELLIS	53.456	43	CLARK	31.794	10	17	SHOTTON	2:55.427	2:55.427	0.000	
11	5	INGRAM	53.751	7	ELLIS	37.028	17	SHOTTON	53.493	75	CRONIN	31.851	11	7	ELLIS	2:56.161	2:56.161	0.000	
12	27	SLATER	53.756	28	MOSS	37.092	28	MOSS	53.643	28	MOSS	31.939	12	75	CRONIN	2:56.393	2:56.916	0.523	
13	34	CUTHBER	53.926	17	SHOTTON	37.108	75	CRONIN	53.798	7	ELLIS	31.959	13	28	MOSS	2:56.746	2:56.890	0.144	
14	28	MOSS	54.072	18	BYRNE (	37.255	5	INGRAM	53.843	34	CUTHBER	32.037	14	5	INGRAM HILL	2:57.009	2:57.353	0.344	
15	75	CRONIN	54.085	5	INGRAM	37.267	45	ROBINSO	54.061	5	INGRAM	32.148	15	34	CUTHBERT	2:57.638	2:58.336	0.698	
16	74	DAVIES	54.464	34	CUTHBER	37.469	34	CUTHBER	54.206	74	DAVIES	32.186	16	18	BYRNE (F)	2:58.124	2:58.485	0.361	
17	18	BYRNE (	54.465	45	ROBINSO	37.470	18	BYRNE (	54.208	18	BYRNE (	32.196	17	74	DAVIES	2:58.585	2:59.062	0.477	
18	45	ROBINSO	54.725	53	CARNEY	37.507	74	DAVIES	54.329	53	CARNEY	32.336	18	45	ROBINSON (F)	2:58.610	2:59.183	0.573	
19	53	CARNEY	54.851	74	DAVIES	37.606	53	CARNEY	54.753	45	ROBINSO	32.354	19	53	CARNEY	2:59.447	3:00.178	0.731	
20	20	MABUNDA	54.897	20	MABUNDA	37.729	20	MABUNDA	54.874	20	MABUNDA	32.589	20	20	MABUNDA (F)	3:00.089	3:00.886	0.797	
21	31	LIVESEY	55.768	4	ELLIS (	38.326	31	LIVESEY	55.065	4	ELLIS (	33.072	21	4	ELLIS (F)	3:02.662	3:02.792	0.130	
22	4	ELLIS (	55.955	31	LIVESEY	38.451	4	ELLIS (	55.309	23	MIALL	33.228	22	23	MIALL	3:03.663	3:04.180	0.517	
23	23	MIALL	56.067	23	MIALL	38.643	23	MIALL	55.725	19	MABUNDA	33.438	23	19	MABUNDA (F)	3:05.809	3:06.515	0.706	
24	19	MABUNDA	56.871	21	CASSELL	38.860	19	MABUNDA	56.591	21	CASSELL	33.715	24	21	CASSELL JOSEPH (F)	3:06.405	3:06.519	0.114	
25	21	CASSELL	57.220	19	MABUNDA	38.909	21	CASSELL	56.610	70	PETERS	37.151	25	31	LIVESEY	3:07.012	3:56.390	49.378	
26				70	PETERS	47.793	70	PETERS	1:13.148	31	LIVESEY	37.728	26	70	PETERS (F)				

# 2024 Ginetta Junior Championship

## RACE 2 - ROUND 5 - BEST SPEEDS

POS	INTERMEDIATE 1			INTERMEDIATE 2			INTERMEDIATE 3			FINISH LINE		
	NO	NAME	MPH	NO	NAME	MPH	NO	NAME	MPH	NO	NAME	MPH
1	67	SAETER	108.9	35	PHELPS	78.9	17	SHOTTON	104.0	17	SHOTTON	96.1
2	50	HART	108.9	25	JEFF-HALL	78.5	90	FERNANDEZ	103.8	75	CRONIN	96.1
3	35	PHELPS	108.9	67	SAETER	78.4	25	JEFF-HALL	103.5	26	JOSLYN	95.8
4	25	JEFF-HALL	108.0	26	JOSLYN	78.3	35	PHELPS	103.2	67	SAETER	95.5
5	26	JOSLYN	107.7	11	DAN	78.3	67	SAETER	102.7	27	SLATER	95.5
6	90	FERNANDEZ	107.7	50	HART	78.1	43	CLARK	102.7	25	JEFF-HALL	95.4
7	43	CLARK	107.7	75	CRONIN	77.9	50	HART	102.6	18	BYRNE (F)	95.4
8	11	DAN	107.7	27	SLATER	77.8	11	DAN	102.6	43	CLARK	95.3
9	27	SLATER	107.5	90	FERNANDEZ	77.7	75	CRONIN	102.6	7	ELLIS	95.3
10	5	INGRAM HILL	107.3	43	CLARK	77.7	7	ELLIS	102.1	11	DAN	95.0
11	74	DAVIES	107.0	28	MOSS	77.7	34	CUTHBERT	101.9	35	PHELPS	94.9
12	17	SHOTTON	106.6	5	INGRAM HILL	77.6	26	JOSLYN	101.6	5	INGRAM HILL	94.9
13	7	ELLIS	106.5	7	ELLIS	77.1	5	INGRAM HILL	101.6	45	ROBINSON (F)	94.9
14	18	BYRNE (F)	106.5	17	SHOTTON	77.0	74	DAVIES	101.6	90	FERNANDEZ	94.7
15	28	MOSS	106.1	45	ROBINSON (F)	76.7	45	ROBINSON (F)	101.5	53	CARNEY	94.6
16	75	CRONIN	106.0	20	MABUNDA (F)	76.6	27	SLATER	101.3	50	HART	94.4
17	45	ROBINSON (F)	105.8	4	ELLIS (F)	76.3	28	MOSS	100.7	28	MOSS	94.4
18	34	CUTHBERT	104.6	74	DAVIES	75.9	18	BYRNE (F)	100.4	74	DAVIES	94.0
19	53	CARNEY	104.0	19	MABUNDA (F)	74.8	20	MABUNDA (F)	100.1	34	CUTHBERT	93.8
20	23	MIALL	103.8	18	BYRNE (F)	74.3	53	CARNEY	99.8	20	MABUNDA (F)	93.2
21	4	ELLIS (F)	103.4	34	CUTHBERT	74.3	31	LIVESEY	99.5	23	MIALL	93.0
22	20	MABUNDA (F)	103.0	53	CARNEY	74.3	23	MIALL	98.9	31	LIVESEY	92.2
23	31	LIVESEY	101.3	21	CASSELL JOSEPH (F)	73.5	4	ELLIS (F)	98.6	19	MABUNDA (F)	91.4
24	19	MABUNDA (F)	98.8	70	PETERS (F)	73.4	19	MABUNDA (F)	96.1	4	ELLIS (F)	90.4
25	21	CASSELL JOSEPH (F)	98.2	31	LIVESEY	72.9	21	CASSELL JOSEPH (F)	94.2	21	CASSELL JOSEPH (F)	88.2
26	70	PETERS (F)	75.6	23	MIALL	72.5	70	PETERS (F)	79.9	70	PETERS (F)	65.0

# 2024 Ginetta Junior Championship

## RACE 2 - ROUND 5 - STATISTICS

<b>Competitors Started</b>	26
<b>Planned Start</b>	2024-04-28 @ 10:24:00.000
<b>Actual Start</b>	2024-04-28 @ 10:22:04.484
<b>Finish Time</b>	2024-04-28 @ 10:44:34.826
<b>Track Length</b>	3.6604mi.
<b>Total Laps</b>	173
<b>Total Distance Covered</b>	633.2661mi.

### Session Fastest Lap History

NO	CL	NAME	LAP TIME	TIME OF DAY	LAP	VEHICLE
50	JUNIOR	Charlie HART	3:58.078	10:30:02.355	2	Elite Motorsport
35	ROOKIE	Isaac PHELPS	3:57.834	10:30:02.566	2	Elite Motorsport
67	ROOKIE	Marcus SAETER	3:57.582	10:30:02.819	2	R Racing
26	JUNIOR	Henry JOSLYN	3:57.406	10:30:03.159	2	Preptech UK
25	ROOKIE	Ethan JEFF-HALL	3:56.896	10:30:03.486	2	R Racing
17	ROOKIE	James SHOTTON	3:56.155	10:30:04.155	2	Fox Motorsport
43	ROOKIE	Archie CLARK	3:55.863	10:30:04.380	2	Elite Motorsport
11	ROOKIE	Ruben DAN	3:55.561	10:30:04.716	2	Elite Motorsport
27	ROOKIE	Alfie SLATER	3:55.098	10:30:05.116	2	R Racing
7	ROOKIE	Nickolas ELLIS	3:54.854	10:30:05.334	2	Elite Motorsport
50	JUNIOR	Charlie HART	2:55.669	10:32:58.023	3	Elite Motorsport
67	ROOKIE	Marcus SAETER	2:55.589	10:32:58.408	3	R Racing
67	ROOKIE	Marcus SAETER	2:54.688	10:35:53.095	4	R Racing
35	ROOKIE	Isaac PHELPS	2:54.202	10:35:53.380	4	Elite Motorsport
35	ROOKIE	Isaac PHELPS	2:53.771	10:44:44.016	7	Elite Motorsport

### Session Leader History

NO	CL	NAME	FROM LAP	LAPS LED	DISTANCE	VEHICLE
50	JUNIOR	Charlie HART	1	3	10.98 miles	Elite Motorsport
67	ROOKIE	Marcus SAETER	4	4	14.64 miles	R Racing

### Flag History

TYPE	TIME OF DAY
GREEN	10:22:04.484
SAFETY	10:22:10.082
GREEN	10:29:52.559
FINISH	10:44:34.826

### Flag Statistics

TYPE	COUNT	TOTAL LAPS	TOTAL TIME
Green	2	6	19:51.078
Red	0	0	0.000
Safety Car	1	1	7:42.477
FCY	0	0	0.000

# 2024 Ginetta Junior Championship

## RACE 2 - ROUND 5 - STATISTICS

CLASS : JUNIOR

6 Starters

### Fastest Lap History

NO	NAME	LAP TIME	TIME OF DAY	LAP	VEHICLE
50	Charlie HART	3:58.078	10:30:02.355	2	Elite Motorsport
26	Henry JOSLYN	3:57.406	10:30:03.159	2	Preptech UK
90	Chase FERNANDEZ	3:57.007	10:30:03.809	2	E3 Sport
31	Felix LIVESEY	3:56.390	10:30:09.358	2	MDD Racing
23	Holly MIALL	3:56.057	10:30:11.277	2	Fox Motorsport
28	Harry MOSS	3:55.745	10:30:15.088	2	R Racing
50	Charlie HART	2:55.669	10:32:58.023	3	Elite Motorsport
50	Charlie HART	2:55.248	10:35:53.270	4	Elite Motorsport
26	Henry JOSLYN	2:54.567	10:35:55.258	4	Preptech UK
26	Henry JOSLYN	2:54.382	10:38:49.640	5	Preptech UK
90	Chase FERNANDEZ	2:54.280	10:38:51.516	5	E3 Sport

### Leader History

NO	NAME	FROM LAP	LAPS LED	DISTANCE	VEHICLE
50	Charlie HART	1	5	18.30 miles	Elite Motorsport
26	Henry JOSLYN	6	1	3.66 miles	Preptech UK
50	Charlie HART	7	1	3.66 miles	Elite Motorsport

# 2024 Ginetta Junior Championship

## RACE 2 - ROUND 5 - STATISTICS

CLASS : ROOKIE

20 Starters

### Fastest Lap History

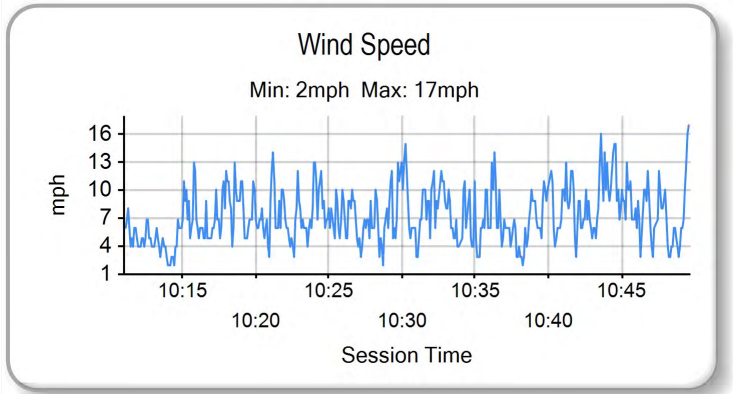
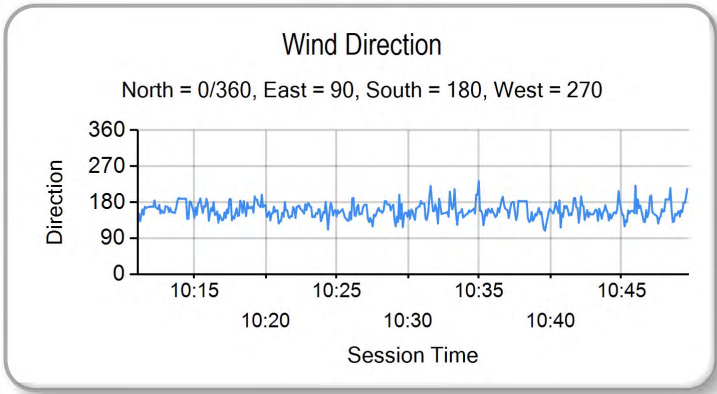
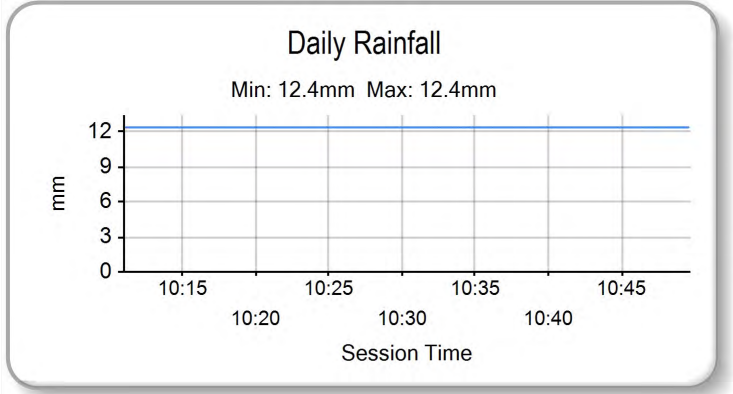
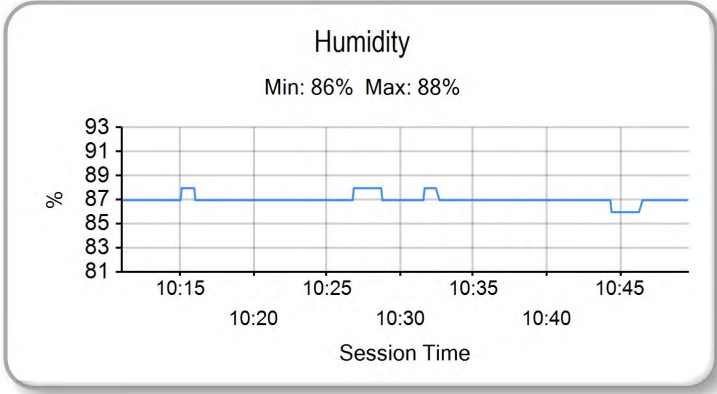
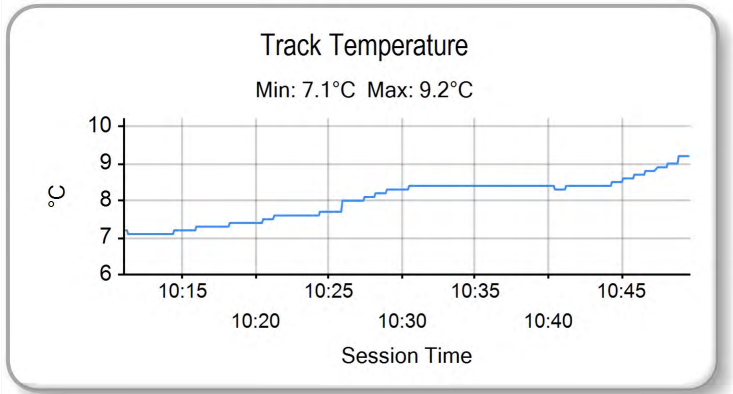
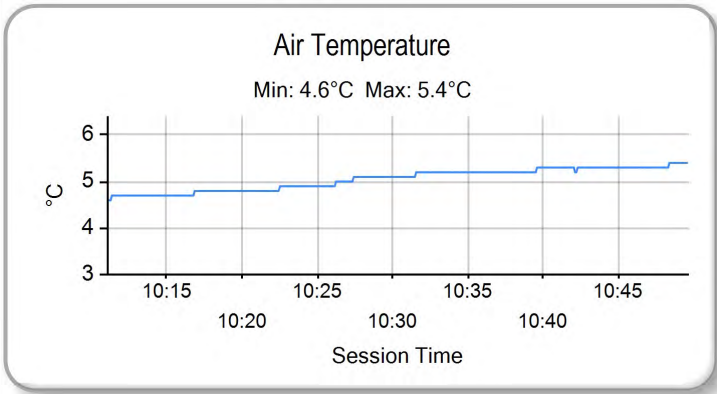
NO	NAME	LAP TIME	TIME OF DAY	LAP	VEHICLE
35	Isaac PHELPS	3:57.834	10:30:02.566	2	Elite Motorsport
67	Marcus SAETER	3:57.582	10:30:02.819	2	R Racing
25	Ethan JEFF-HALL	3:56.896	10:30:03.486	2	R Racing
17	James SHOTTON	3:56.155	10:30:04.155	2	Fox Motorsport
43	Archie CLARK	3:55.863	10:30:04.380	2	Elite Motorsport
11	Ruben DAN	3:55.561	10:30:04.716	2	Elite Motorsport
27	Alfie SLATER	3:55.098	10:30:05.116	2	R Racing
7	Nickolas ELLIS	3:54.854	10:30:05.334	2	Elite Motorsport
67	Marcus SAETER	2:55.589	10:32:58.408	3	R Racing
67	Marcus SAETER	2:54.688	10:35:53.095	4	R Racing
35	Isaac PHELPS	2:54.202	10:35:53.380	4	Elite Motorsport
35	Isaac PHELPS	2:53.771	10:44:44.016	7	Elite Motorsport

### Leader History

NO	NAME	FROM LAP	LAPS LED	DISTANCE	VEHICLE
35	Isaac PHELPS	1	2	7.32 miles	Elite Motorsport
67	Marcus SAETER	3	5	18.30 miles	R Racing

# 2024 Ginetta Junior Championship

## RACE 2 - ROUND 5 - WEATHER CONDITIONS



# 2024 Ginetta Junior Championship

## RACE 3 - ROUND 6 - GRID (20 minutes)

ROW 13	26	<b>70</b> Jude PETERS (F)	25	<b>31</b> Felix LIVESEY
ROW 12	24	<b>19</b> Mahlori MABUNDA (F)	23	<b>21</b> Jovarni CASSELL JOSEPH (F)
ROW 11	22	<b>23</b> Holly MIALL	21	<b>4</b> James ELLIS (F)
ROW 10	20	<b>20</b> Ntiyiso MABUNDA (F)	19	<b>45</b> Jack ROBINSON (F)
ROW 9	18	<b>53</b> Ethan CARNEY	17	<b>74</b> Alfie DAVIES
ROW 8	16	<b>34</b> Max CUTHBERT	15	<b>5</b> Tom INGRAM HILL
ROW 7	14	<b>28</b> Harry MOSS	13	<b>18</b> Torrin BYRNE (F)
ROW 6	12	<b>27</b> Alfie SLATER	11	<b>75</b> Colin CRONIN
ROW 5	10	<b>7</b> Nickolas ELLIS	9	<b>17</b> James SHOTTON
ROW 4	8	<b>11</b> Ruben DAN	7	<b>35</b> Isaac PHELPS
ROW 3	6	<b>43</b> Archie CLARK	5	<b>25</b> Ethan JEFF-HALL
ROW 2	4	<b>90</b> Chase FERNANDEZ	3	<b>26</b> Henry JOSLYN
ROW 1	2	<b>50</b> Charlie HART	1	<b>67</b> Marcus SAETER <b>Pole</b>

These results are provisional until the conclusion of any judicial and technical matters.

Silverstone GP: 3.6604 miles

Clerk Of Course: Paul Levitt	Stewards:	Timekeeper: Gethin Rees	
------------------------------	-----------	-------------------------	--

Results can be found at [www.tsl-timing.com](http://www.tsl-timing.com)

Printed - 10:54 Sunday, 28 April 2024



# 2024 Ginetta Junior Championship

## RACE 3 - ROUND 6 - CLASSIFICATION

Race Distance: 8 Laps / 29.28 miles

POS	NO	CL	PIC	NAME	NAT	ENTRY	LAPS	TIME	GAP	DIFF	MPH	BEST	ON	GRD	↑↓
1	25	R	1	Ethan JEFF-HALL	GBR	R Racing	8	21:48.583			80.56	2:42.154	3	5	4
2	26	J	1	Henry JOSLYN	GBR	Preptech UK	8	21:50.789	2.206	2.206	80.42	2:41.963	8	3	1
3	67	R	2	Marcus SAETER	NOR	R Racing	8	21:54.073	5.490	3.284	80.22	2:43.040	2	1	-2
4	17	R	3	James SHOTTON	GBR	Fox Motorsport	8	21:54.220	5.637	0.147	80.21	2:42.650	5	9	5
5	35	R	4	Isaac PHELPS	GBR	Elite Motorsport	8	21:56.941	8.358	2.721	80.05	2:42.720	5	7	2
6	50	J	2	Charlie HART	GBR	Elite Motorsport	8	21:57.550	8.967	0.609	80.01	2:42.725	8	2	-4
7	11	R	5	Ruben DAN	AUS	Elite Motorsport	8	21:59.638	11.055	2.088	79.88	2:42.612	8	8	1
8	90	J	3	Chase FERNANDEZ	GBR	E3 Sport	8	22:02.329	13.746	2.691	79.72	2:42.152	7	4	-4
9	43	R	6	Archie CLARK	GBR	Elite Motorsport	8	22:03.431	14.848	1.102	79.65	2:43.654	6	6	-3
10	7	R	7	Nickolas ELLIS	IMN	Elite Motorsport	8	22:11.518	22.935	8.087	79.17	2:44.795	7	10	0
11	74	R	8	Alfie DAVIES	GBR	Preptech UK	8	22:12.025	23.442	0.507	79.14	2:44.416	8	17	6
12	18	R	9	Torrin BYRNE (F)	GBR	Pace Performance	8	22:13.373	24.790	1.348	79.06	2:43.797	6	13	1
13	5*	R	10	Tom INGRAM HILL	GBR	R Racing	8	22:18.265	29.682	4.892	78.77	2:44.793	8	15	2
14	45	R	11	Jack ROBINSON (F)	GBR	Fox Motorsport	8	22:18.753	30.170	0.488	78.74	2:44.650	5	19	5
15	75	R	12	Colin CRONIN	IRL	Fox Motorsport	8	22:19.097	30.514	0.344	78.72	2:44.062	5	11	-4
16	70	R	13	Jude PETERS (F)	GBR	E3 Sport	8	22:23.419	34.836	4.322	78.47	2:45.163	4	26	10
17	34	R	14	Max CUTHBERT	GBR	Elite Motorsport	8	22:23.513	34.930	0.094	78.46	2:44.835	7	16	-1
18	31	J	4	Felix LIVESEY	GBR	MDD Racing	8	22:25.779	37.196	2.266	78.33	2:45.246	8	25	7
19	20	R	15	Ntiyiso MABUNDA (F)	ZAF	Pace Performance	8	22:32.845	44.262	7.066	77.92	2:45.892	6	20	1
20	28*	J	5	Harry MOSS	GBR	R Racing	8	22:36.142	47.559	3.297	77.73	2:43.907	5	14	-6
21	53	R	16	Ethan CARNEY	USA	Preptech UK	8	22:37.315	48.732	1.173	77.66	2:44.585	6	18	-3
22	4	R	17	James ELLIS (F)	GBR	MDD Racing	8	22:42.867	54.284	5.552	77.35	2:47.592	7	21	-1
23	23	J	6	Holly MIALL	GBR	Fox Motorsport	8	22:54.937	1:06.354	12.070	76.67	2:49.397	2	22	-1
24	21	R	18	Jovarni CASSELL JOSEPH (F)	GBR	MDD Racing	8	23:09.442	1:20.859	14.505	75.87	2:51.263	2	23	-1
NOT CLASSIFIED															
DNF	27	R		Alfie SLATER	GBR	R Racing	2	5:35.658	6 Laps	6 Laps	78.51	2:43.773	2	12	
NOT STARTED															
NS	19	R		Mahlori MABUNDA (F)	ZAF	Pace Performance								24	
FASTEST LAP															
26	J			Henry JOSLYN	GBR	Preptech UK	8	2:41.963			81.36 mph			130.94 kph	
25	R			Ethan JEFF-HALL	GBR	R Racing	3	2:42.154			81.26 mph			130.78 kph	

**Comments:**

\*Cars 5 & 28 - 5 second time penalty for exceeding track limits

\*Car 28 - additional 10 second time penalty for exceeding track limits

Weather / Track : Overcast / Drying

Date: 28/04/2024 Start: 16:58 Finish: 17:20

These results are provisional until the conclusion of any judicial and technical matters.

Silverstone GP: 3.6604 miles

Clerk Of Course: Paul Levitt	Stewards:	Timekeeper: Gethin Rees	
------------------------------	-----------	-------------------------	--

Results can be found at [www.tsl-timing.com](http://www.tsl-timing.com)

Printed - 17:24 Sunday, 28 April 2024

# 2024 Ginetta Junior Championship

## RACE 3 - ROUND 6 - LAP CHART

LAP 1 @ 17:01:44.039			LAP 2 @ 17:04:27.079			LAP 3 @ 17:07:10.144			LAP 4 @ 17:09:54.021			LAP 5 @ 17:12:37.848		
NO	BEHIND	LAP TIME	NO	BEHIND	LAP TIME	NO	BEHIND	LAP TIME	NO	BEHIND	LAP TIME	NO	BEHIND	LAP TIME
67		2:46.857	67		2:43.040	67		2:43.065	26		2:43.336	25		2:43.608
43	1.278	2:48.135	26	1.373	2:42.293	26	0.541	2:42.233	25	0.219	2:42.926	26	0.132	2:43.959
26	2.120	2:48.977	25	2.081	2:42.720	25	1.170	2:42.154	67	0.299	2:44.176	67	0.497	2:44.025
25	2.401	2:49.258	35	4.240	2:44.631	35	4.634	2:43.459	35	4.001	2:43.244	35	2.894	2:42.720
90	2.561	2:49.418	17	4.595	2:44.177	17	5.179	2:43.649	17	4.410	2:43.108	17	3.233	2:42.650
35	2.649	2:49.506	50	4.884	2:45.005	50	5.467	2:43.648	50	5.774	2:44.184	90	6.253	2:42.443
50	2.919	2:49.776	27	5.761	2:43.773	90	8.860	2:44.054	90	7.637	2:42.654	50	6.507	2:44.560
17	3.458	2:50.315	11	6.342	2:44.142	11	10.427	2:47.150	11	10.001	2:43.451	11	9.636	2:43.462
27	5.028	2:51.885	90	7.871	2:48.350	43	10.968	2:45.901	43	11.289	2:44.198	43	11.495	2:44.033
11	5.240	2:52.097	43	8.132	2:49.894	7	12.430	2:46.081	7	13.857	2:45.304	7	15.436	2:45.406
7	6.710	2:53.567	7	9.414	2:45.744	5	13.365	2:45.916	5	15.222	2:45.734	74	16.663	2:44.555
5	7.544	2:54.401	5	10.514	2:46.010	74	14.853	2:45.919	74	15.935	2:44.959	5	16.925	2:45.530
74	7.854	2:54.711	74	11.999	2:47.185	45	16.117	2:45.855	18	17.921	2:45.103	18	18.073	2:43.979
45	8.734	2:55.591	45	13.327	2:47.633	18	16.695	2:45.752	45	18.562	2:46.322	45	19.385	2:44.650
18	10.857	2:57.714	18	14.008	2:46.191	75	19.295	2:45.288	75	20.139	2:44.721	75	20.374	2:44.062
34	11.433	2:58.290	34	15.528	2:47.135	53	19.546	2:46.563	53	20.865	2:45.196	53	22.182	2:45.144
53	12.754	2:59.611	53	16.048	2:46.334	34	20.310	2:47.847	31	22.994	2:45.894	31	24.555	2:45.388
70	13.301	3:00.158	75	17.072	2:46.271	31	20.977	2:45.734	70	23.302	2:45.163	70	24.838	2:45.363
31	13.363	3:00.220	31	18.308	2:47.985	70	22.016	2:46.239	34	23.779	2:47.346	34	25.339	2:45.387
75	13.841	3:00.698	70	18.842	2:48.581	28	23.953	2:45.377	28	26.938	2:46.862	28	27.018	2:43.907
20	14.196	3:01.053	20	19.643	2:48.487	20	24.073	2:47.495	20	27.734	2:47.538	20	30.688	2:46.781
23	14.832	3:01.689	23	21.189	2:49.397	4	27.608	2:48.354	4	33.354	2:49.623	4	38.046	2:48.519
4	15.918	3:02.775	28	21.641	2:44.609	23	28.606	2:50.482	23	34.683	2:49.954	23	41.562	2:50.706
21	16.512	3:03.369	4	22.319	2:49.441	21	33.855	2:52.185	21	42.271	2:52.293	21	50.617	2:52.173
28	20.072	3:06.929	21	24.735	2:51.263									

# 2024 Ginetta Junior Championship

## RACE 3 - ROUND 6 - LAP CHART

LAP 6 @ 17:15:20.370			LAP 7 @ 17:18:02.947			LAP 8 @ 17:20:45.765		
NO	BEHIND	LAP TIME	NO	BEHIND	LAP TIME	NO	BEHIND	LAP TIME
25		2:42.522	25		2:42.577	25		2:42.818
67	3.042	2:45.067	26	3.061	2:42.402	26	2.206	2:41.963
26	3.236	2:45.626	67	4.334	2:43.869	67	5.490	2:43.974
17	3.401	2:42.690	17	4.523	2:43.699	17	5.637	2:43.932
35	7.804	2:47.432	35	8.376	2:43.149	35	8.358	2:42.800
50	8.366	2:44.381	50	9.060	2:43.271	50	8.967	2:42.725
11	10.458	2:43.344	11	11.261	2:43.380	11	11.055	2:42.612
43	12.627	2:43.654	90	13.769	2:42.152	90	13.746	2:42.795
90	14.194	2:50.463	43	13.771	2:43.721	43	14.848	2:43.895
7	17.875	2:44.961	7	20.093	2:44.795	7	22.935	2:45.660
18	19.348	2:43.797	18	20.996	2:44.225	74	23.442	2:44.416
74	19.614	2:45.473	74	21.844	2:44.807	5	24.682	2:44.793
5	20.300	2:45.897	5	22.707	2:44.984	18	24.790	2:46.612
75	22.618	2:44.766	75	26.252	2:46.211	45	30.170	2:45.437
45	23.171	2:46.308	53	27.292	2:45.624	75	30.514	2:47.080
53	24.245	2:44.585	45	27.551	2:46.957	28	32.559	2:44.101
70	28.411	2:46.095	28	31.276	2:44.347	70	34.836	2:45.819
28	29.506	2:45.010	70	31.835	2:46.001	34	34.930	2:45.414
34	30.076	2:47.259	34	32.334	2:44.835	31	37.196	2:45.246
31	31.762	2:49.729	31	34.768	2:45.583	20	44.262	2:47.819
20	34.058	2:45.892	20	39.261	2:47.780	53	48.732	3:04.258
4	44.442	2:48.918	4	49.457	2:47.592	4	54.284	2:47.645
23	50.685	2:51.645	23	59.244	2:51.136	23	1:06.354	2:49.928
21	1:01.866	2:53.771	21	1:11.180	2:51.891	21	1:20.859	2:52.497

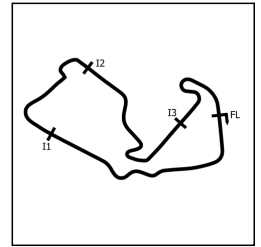
# 2024 Ginetta Junior Championship

## RACE 3 - ROUND 6 - POSITION CHART WITH INTERMEDIATES

No	Name	Lap		Intermediates																																			
		Pos	L0 - Int1-M	L0 - Int2-M	L0 - Int3-M	L1 - Finish	L1 - Int1-M	L1 - Int2-M	L1 - Int3-M	L2 - Finish	L2 - Int1-M	L2 - Int2-M	L2 - Int3-M	L3 - Finish	L3 - Int1-M	L3 - Int2-M	L3 - Int3-M	L4 - Finish	L4 - Int1-M	L4 - Int2-M	L4 - Int3-M	L5 - Finish	L5 - Int1-M	L5 - Int2-M	L5 - Int3-M	L6 - Finish	L6 - Int1-M	L6 - Int2-M	L6 - Int3-M	L7 - Finish	L7 - Int1-M	L7 - Int2-M	L7 - Int3-M	L8 - Finish					
67	SAETER	1	67	67	67	67	67	67	67	67	67	67	67	67	67	67	67	26	26	26	25	25	25	25	25	25	25	25	25	25	25	25	25	25	25				
50	HART	2	90	43	43	43	43	26	26	26	26	26	26	26	26	26	26	25	25	25	26	67	26	67	26	67	67	26	26	26	26	26	26	26	26	26			
26	JOSLYN	3	50	90	90	26	26	25	25	25	25	25	25	25	25	25	25	67	67	67	67	26	67	26	67	26	67	67	67	67	67	67	67	67	67	67			
90	FERNANDEZ	4	43	26	26	25	25	35	35	35	35	35	35	35	35	35	35	35	35	35	35	35	35	35	35	35	17	17	17	17	17	17	17	17	17	17			
25	JEFF-HALL	5	35	25	25	90	90	90	17	17	17	17	17	17	17	17	17	17	17	17	17	17	17	17	17	17	35	35	35	35	35	35	35	35	35	35			
43	CLARK	6	26	35	35	35	35	17	50	50	50	50	50	50	50	50	50	50	50	50	50	50	50	50	50	90	90	90	50	50	50	50	50	50	50	50			
35	PHELPS	7	25	50	50	50	50	50	27	27	90	90	90	90	90	90	90	90	90	90	90	90	90	90	90	90	50	50	50	11	11	11	11	11	11	11	11		
11	DAN	8	17	17	17	17	17	27	11	11	11	43	11	11	11	11	11	11	11	11	11	11	11	11	11	11	43	43	43	43	43	43	90	90	90	90			
17	SHOTTON	9	11	11	11	27	27	11	43	90	43	11	43	43	43	43	43	43	43	43	43	43	43	43	43	43	43	90	90	90	90	90	90	43	43	43	43		
7	ELLIS	10	27	27	27	11	11	43	90	43	7	7	7	7	7	7	7	7	7	7	7	7	7	7	7	7	7	7	7	7	7	7	7	7	7	7	7		
75	CRONIN	11	7	7	7	7	7	7	7	7	5	5	5	5	5	5	5	5	5	5	5	5	5	5	5	74	74	74	18	18	18	18	18	18	18	18	74	74	
27	SLATER	12	5	5	5	5	5	5	5	5	74	74	74	74	74	74	74	74	74	74	74	74	74	74	74	5	5	18	74	74	74	74	74	74	74	74	5	5	
18	BYRNE (F)	13	28	74	74	74	74	74	74	74	45	45	45	45	18	45	18	18	18	18	18	18	18	18	18	18	5	5	5	5	5	5	5	5	5	5	18	18	
28	MOSS	14	74	28	45	45	45	45	45	18	18	18	18	18	45	18	45	45	45	45	45	45	45	45	45	75	75	75	75	75	75	75	75	75	75	75	45	45	
5	INGRAM HILL	15	45	45	18	18	18	18	18	18	34	53	53	75	75	75	75	75	75	75	75	75	75	75	75	45	45	45	45	45	45	45	45	45	45	45	45	75	75
34	CUTHBERT	16	34	53	34	34	34	34	34	34	53	75	75	53	53	53	53	53	53	53	53	53	53	53	53	53	53	53	53	53	53	53	53	45	45	45	28	28	
74	DAVIES	17	18	18	53	53	53	53	53	53	75	34	34	34	34	34	34	34	31	31	31	31	31	31	31	31	70	70	70	70	70	70	70	28	28	28	70	70	
53	CARNEY	18	53	34	70	70	70	70	75	75	31	31	31	31	31	31	31	31	70	70	70	70	70	70	70	28	31	28	28	28	28	28	28	70	70	70	34	34	
45	ROBINSON (F)	19	23	31	31	31	75	75	31	31	70	70	70	70	70	70	70	70	34	34	34	34	34	34	34	31	28	34	34	34	34	34	34	34	34	31	31		
20	MABUNDA (F)	20	20	20	20	75	31	31	70	70	20	20	20	28	28	28	28	28	28	28	28	28	28	28	28	34	34	31	31	31	31	31	31	31	31	20	20		
4	ELLIS (F)	21	31	23	75	20	20	20	20	20	28	28	28	20	20	20	20	20	20	20	20	20	20	20	20	20	20	20	20	20	20	20	20	20	20	20	53	53	
23	MIALL	22	70	70	23	23	23	23	23	23	23	23	23	4	4	4	4	4	4	4	4	4	4	4	4	4	4	4	4	4	4	4	4	4	4	4	4	4	
21	CASSELL JOSEPH (F)	23	4	4	4	4	4	4	4	28	4	4	23	23	23	23	23	23	23	23	23	23	23	23	23	23	23	23	23	23	23	23	23	23	23	23	23	23	
19	MABUNDA (F)	24	21	21	21	21	21	21	28	4	21	21	21	21	21	21	21	21	21	21	21	21	21	21	21	21	21	21	21	21	21	21	21	21	21	21	21	21	
31	LIVESEY	25	75	75	28	28	28	28	21	21																													
70	PETERS (F)	26																																					

# 2024 Ginetta Junior Championship

## RACE 3 - ROUND 6 - SECTOR ANALYSIS



SECTOR 1 = FL to I1, SECTOR 2 = I1 to I2, SECTOR 3 = I2 to I3, SECTOR 4 = I3 to FL, DIFF = Difference To Personal Best Lap, P = Crossed Finish Line in Pit Lane, D = Time Disallowed

P1		25 R		Ethan JEFF-HALL				R Racing				
IDEAL LAP TIME : 2:41.334		BEST LAP TIME : 2:42.154				DIFFERENCE : 0.820						
LAP	SECTOR 1	SECTOR 2		SECTOR 3		SECTOR 4		LAP TIME	MPH	DIFF	TIME OF DAY	
1 -		<b>109.1</b>	35.564	<b>81.8</b>	49.743	<b>106.6</b>	29.672	96.8	2:49.258	77.85	7.104	17:01:46.440
2 -	49.118	108.0	35.525	80.8	49.030	104.0	<b>29.047</b>	96.4	2:42.720	80.98	0.566	17:04:29.160
3 -	49.408	106.8	34.783	81.3	<b>48.864</b>	104.2	29.099	96.2	<b>2:42.154 (1)</b>	<b>81.26</b>		<b>17:07:11.314</b>
4 -	<b>49.107</b>	106.6	35.010	80.9	49.282	104.8	29.527	<b>97.7</b>	2:42.926	80.88	0.772	17:09:54.240
5 -	49.657	105.1	35.024	80.7	49.585	106.0	29.342	95.4	2:43.608	80.54	1.454	17:12:37.848
6 -	49.860	103.8	<b>34.316</b>	81.1	49.209	102.7	29.137	94.9	2:42.522 (2)	81.08	0.368	17:15:20.370
7 -	49.793	103.7	34.524	80.7	49.160	102.7	29.100	95.3	2:42.577 (3)	81.05	0.423	17:18:02.947
8 -	49.807	104.2	34.375	81.3	49.260	102.6	29.376	94.6	2:42.818	80.93	0.664	17:20:45.765

P2		26 J		Henry JOSLYN				Preptech UK				
IDEAL LAP TIME : 2:41.640		BEST LAP TIME : 2:41.963				DIFFERENCE : 0.323						
LAP	SECTOR 1	SECTOR 2		SECTOR 3		SECTOR 4		LAP TIME	MPH	DIFF	TIME OF DAY	
1 -		105.5	35.621	81.3	49.881	102.2	29.486	96.2	2:48.977	77.98	7.014	17:01:46.159
2 -	49.178	<b>107.7</b>	34.807	81.6	49.177	103.2	29.131	96.1	2:42.293 (3)	81.19	0.330	17:04:28.452
3 -	49.473	105.5	34.680	81.6	48.807	<b>105.0</b>	29.273	96.9	2:42.233 (2)	81.22	0.270	17:07:10.685
4 -	<b>49.159</b>	107.2	35.393	80.8	49.396	104.3	29.388	95.5	2:43.336	80.67	1.373	17:09:54.021
5 -	49.818	105.0	35.471	<b>82.4</b>	49.355	100.7	29.315	<b>97.4</b>	2:43.959	80.37	1.996	17:12:37.980
6 -	50.640	106.0	35.854	79.7	49.347	101.6	29.785	96.4	2:45.626	79.56	3.663	17:15:23.606
7 -	49.441	105.1	35.075	81.7	<b>48.690</b>	103.4	29.196	96.2	2:42.402	81.14	0.439	17:18:06.008
8 -	49.383	105.0	<b>34.661</b>	82.1	48.789	103.7	<b>29.130</b>	96.7	<b>2:41.963 (1)</b>	<b>81.36</b>		<b>17:20:47.971</b>

P3		67 R		Marcus SAETER				R Racing				
IDEAL LAP TIME : 2:42.477		BEST LAP TIME : 2:43.040				DIFFERENCE : 0.563						
LAP	SECTOR 1	SECTOR 2		SECTOR 3		SECTOR 4		LAP TIME	MPH	DIFF	TIME OF DAY	
1 -		105.0	34.819	81.7	49.160	103.8	29.340	96.0	2:46.857	78.97	3.817	17:01:44.039
2 -	50.168	105.8	<b>34.666</b>	81.7	<b>48.971</b>	104.0	29.235	96.4	<b>2:43.040 (1)</b>	<b>80.82</b>		<b>17:04:27.079</b>
3 -	49.802	105.8	34.784	80.0	49.255	103.8	<b>29.224</b>	96.2	2:43.065 (2)	80.81	0.025	17:07:10.144
4 -	<b>49.616</b>	106.6	35.168	81.1	50.033	<b>105.5</b>	29.359	<b>98.3</b>	2:44.176	80.26	1.136	17:09:54.320
5 -	49.659	105.3	35.451	<b>82.5</b>	49.174	105.0	29.741	97.4	2:44.025	80.34	0.985	17:12:38.345
6 -	50.197	106.3	36.022	80.5	49.253	103.4	29.595	95.8	2:45.067	79.83	2.027	17:15:23.412
7 -	49.698	107.3	35.220	<b>82.5</b>	49.315	105.0	29.636	96.1	2:43.869 (3)	80.41	0.829	17:18:07.281
8 -	49.691	<b>107.8</b>	35.100	79.8	49.746	103.8	29.437	95.8	2:43.974	80.36	0.934	17:20:51.255

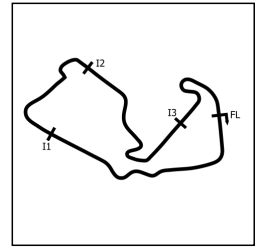
P4		17 R		James SHOTTON				Fox Motorsport				
IDEAL LAP TIME : 2:42.320		BEST LAP TIME : 2:42.650				DIFFERENCE : 0.330						
LAP	SECTOR 1	SECTOR 2		SECTOR 3		SECTOR 4		LAP TIME	MPH	DIFF	TIME OF DAY	
1 -		106.3	35.636	80.8	49.625	105.8	29.821	96.2	2:50.315	77.37	7.665	17:01:47.497
2 -	49.728	108.4	35.172	80.5	50.029	106.8	29.248	97.1	2:44.177	80.26	1.527	17:04:31.674
3 -	49.364	108.4	35.474	81.2	49.653	<b>107.0</b>	29.158	96.9	2:43.649	80.52	0.999	17:07:15.323
4 -	49.561	107.8	35.130	81.7	49.294	106.0	29.123	97.1	2:43.108 (3)	80.79	0.458	17:09:58.431
5 -	<b>49.328</b>	<b>108.9</b>	35.250	<b>82.1</b>	<b>48.988</b>	105.8	<b>29.084</b>	<b>97.4</b>	<b>2:42.650 (1)</b>	<b>81.01</b>		<b>17:12:41.081</b>
6 -	49.352	<b>108.9</b>	<b>34.920</b>	82.0	49.284	105.3	29.134	<b>97.4</b>	2:42.690 (2)	80.99	0.040	17:15:23.771
7 -	49.623	107.7	35.164	81.9	49.353	106.1	29.559	<b>97.4</b>	2:43.699	80.50	1.049	17:18:07.470
8 -	49.584	108.5	35.115	77.7	49.833	105.8	29.400	96.0	2:43.932	80.38	1.282	17:20:51.402

P5		35 R		Isaac PHELPS				Elite Motorsport				
IDEAL LAP TIME : 2:42.133		BEST LAP TIME : 2:42.720				DIFFERENCE : 0.587						
LAP	SECTOR 1	SECTOR 2		SECTOR 3		SECTOR 4		LAP TIME	MPH	DIFF	TIME OF DAY	
1 -		108.4	36.377	80.0	49.621	<b>106.8</b>	29.583	<b>96.5</b>	2:49.506	77.74	6.786	17:01:46.688
2 -	49.488	<b>108.9</b>	35.870	78.2	50.012	103.5	29.261	96.0	2:44.631	80.04	1.911	17:04:31.319
3 -	49.635	108.5	34.964	81.5	49.514	103.8	29.346	95.8	2:43.459	80.61	0.739	17:07:14.778
4 -	49.567	105.3	35.214	81.5	49.202	104.2	29.261	95.8	2:43.244	80.72	0.524	17:09:58.022
5 -	49.605	105.8	34.929	82.0	<b>48.892</b>	104.2	29.294	96.4	<b>2:42.720 (1)</b>	<b>80.98</b>		<b>17:12:40.742</b>
6 -	<b>49.373</b>	106.3	34.789	<b>82.2</b>	53.990	102.7	29.280	95.8	2:47.432	78.70	4.712	17:15:28.174
7 -	49.589	105.3	34.933	81.5	49.344	103.4	29.283	96.2	2:43.149 (3)	80.77	0.429	17:18:11.323
8 -	49.657	105.6	<b>34.649</b>	81.9	49.275	103.8	<b>29.219</b>	96.1	2:42.800 (2)	80.94	0.080	17:20:54.123

# 2024 Ginetta Junior Championship

## RACE 3 - ROUND 6 - SECTOR ANALYSIS



SECTOR 1 = FL to I1, SECTOR 2 = I1 to I2 SECTOR 3 = I2 to I3, SECTOR 4 = I3 to FL, DIFF = Difference To Personal Best Lap, P = Crossed Finish Line in Pit Lane, D = Time Disallowed

P6		50 J		Charlie HART				Elite Motorsport				
IDEAL LAP TIME : 2:42.605		BEST LAP TIME : 2:42.725				DIFFERENCE : 0.120						
LAP	SECTOR 1	SECTOR 2		SECTOR 3		SECTOR 4		LAP TIME	MPH	DIFF	TIME OF DAY	
1 -		104.5	36.679	80.3	49.673	106.1	29.660	96.7	2:49.776	77.61	7.051	17:01:46.958
2 -	49.780	108.2	35.858	80.6	49.993	105.5	29.374	<b>97.4</b>	2:45.005	79.86	2.280	17:04:31.963
3 -	<b>49.578</b>	107.8	35.228	81.5	49.505	<b>106.6</b>	29.337	97.1	2:43.648 (3)	80.52	0.923	17:07:15.611
4 -	49.695	108.4	35.413	81.4	49.613	104.8	29.463	96.0	2:44.184	80.26	1.459	17:09:59.795
5 -	50.188	106.6	34.932	<b>82.1</b>	49.549	104.3	29.891	96.0	2:44.560	80.07	1.835	17:12:44.355
6 -	49.719	<b>108.7</b>	35.095	80.1	50.063	104.8	29.504	96.8	2:44.381	80.16	1.656	17:15:28.736
7 -	49.715	107.7	35.046	81.8	<b>49.138</b>	105.0	29.372	96.7	2:43.271 (2)	80.71	0.546	17:18:12.007
8 -	49.658	108.0	<b>34.643</b>	82.0	49.178	105.1	<b>29.246</b>	96.9	<b>2:42.725 (1)</b>	<b>80.98</b>		<b>17:20:54.732</b>

P7		11 R		Ruben DAN				Elite Motorsport				
IDEAL LAP TIME : 2:42.612		BEST LAP TIME : 2:42.612				DIFFERENCE : 0.000						
LAP	SECTOR 1	SECTOR 2		SECTOR 3		SECTOR 4		LAP TIME	MPH	DIFF	TIME OF DAY	
1 -		105.1	35.990	80.4	50.040	102.4	29.903	<b>96.5</b>	2:52.097	76.57	9.485	17:01:49.279
2 -	49.801	<b>108.4</b>	35.484	81.2	49.362	<b>105.5</b>	29.495	96.2	2:44.142	80.28	1.530	17:04:33.421
3 -	51.356	102.9	35.840	80.4	50.471	103.4	29.483	95.4	2:47.150	78.83	4.538	17:07:20.571
4 -	49.814	106.3	35.002	81.3	49.207	103.7	29.428	96.0	2:43.451	80.62	0.839	17:10:04.022
5 -	50.027	105.8	34.761	81.8	49.232	103.5	29.442	96.1	2:43.462	80.61	0.850	17:12:47.484
6 -	49.767	106.1	34.852	81.7	49.322	104.2	29.403	96.2	2:43.344 (2)	80.67	0.732	17:15:30.828
7 -	49.640	106.0	34.852	81.7	49.454	103.7	29.434	96.0	2:43.380 (3)	80.65	0.768	17:18:14.208
8 -	<b>49.476</b>	106.8	<b>34.674</b>	<b>82.2</b>	<b>49.083</b>	104.2	<b>29.379</b>	96.2	<b>2:42.612 (1)</b>	<b>81.03</b>		<b>17:20:56.820</b>

P8		90 J		Chase FERNANDEZ				E3 Sport				
IDEAL LAP TIME : 2:42.081		BEST LAP TIME : 2:42.152				DIFFERENCE : 0.071						
LAP	SECTOR 1	SECTOR 2		SECTOR 3		SECTOR 4		LAP TIME	MPH	DIFF	TIME OF DAY	
1 -		<b>108.9</b>	35.731	80.2	50.004	103.0	29.930	95.5	2:49.418	77.78	7.266	17:01:46.600
2 -	49.465	108.5	36.027	78.5	53.443	104.5	29.415	95.5	2:48.350	78.27	6.198	17:04:34.950
3 -	49.721	106.1	35.182	80.9	49.613	103.5	29.538	95.4	2:44.054	80.32	1.902	17:07:19.004
4 -	49.641	105.8	34.710	81.8	48.936	104.2	<b>29.367</b>	<b>95.8</b>	2:42.654 (3)	81.01	0.502	17:10:01.658
5 -	49.503	106.8	34.662	<b>82.1</b>	48.826	<b>106.3</b>	29.452	95.5	2:42.443 (2)	81.12	0.291	17:12:44.101
6 -	49.496	105.6	<b>34.477</b>	<b>82.1</b>	57.029	102.2	29.461	95.7	2:50.463	77.30	8.311	17:15:34.564
7 -	<b>49.424</b>	105.8	34.490	81.9	<b>48.813</b>	105.8	29.425	93.8	<b>2:42.152 (1)</b>	<b>81.26</b>		<b>17:18:16.716</b>
8 -	49.896	105.3	34.504	81.5	49.013	103.5	29.382	95.4	2:42.795	80.94	0.643	17:20:59.511

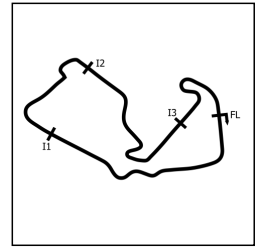
P9		43 R		Archie CLARK				Elite Motorsport				
IDEAL LAP TIME : 2:43.117		BEST LAP TIME : 2:43.654				DIFFERENCE : 0.537						
LAP	SECTOR 1	SECTOR 2		SECTOR 3		SECTOR 4		LAP TIME	MPH	DIFF	TIME OF DAY	
1 -		<b>109.1</b>	35.428	80.7	49.560	104.2	<b>29.317</b>	95.8	2:48.135	78.37	4.481	17:01:45.317
2 -	49.949	105.3	40.045	79.7	50.120	104.3	29.780	<b>96.5</b>	2:49.894	77.56	6.240	17:04:35.211
3 -	<b>49.633</b>	104.0	35.668	80.3	50.697	102.6	29.903	95.5	2:45.901	79.43	2.247	17:07:21.112
4 -	50.042	107.7	35.090	80.1	49.437	<b>105.3</b>	29.629	95.8	2:44.198	80.25	0.544	17:10:05.310
5 -	49.986	106.3	34.977	80.6	49.588	104.5	29.482	95.7	2:44.033	80.33	0.379	17:12:49.343
6 -	49.636	106.8	34.975	81.4	49.622	104.2	29.421	95.7	<b>2:43.654 (1)</b>	<b>80.52</b>		<b>17:15:32.997</b>
7 -	49.668	105.8	34.910	81.3	49.350	104.6	29.793	96.2	2:43.721 (2)	80.48	0.067	17:18:16.718
8 -	50.064	108.5	<b>34.830</b>	<b>81.9</b>	<b>49.337</b>	105.0	29.664	95.7	2:43.895 (3)	80.40	0.241	17:21:00.613

P10		7 R		Nickolas ELLIS				Elite Motorsport				
IDEAL LAP TIME : 2:44.487		BEST LAP TIME : 2:44.795				DIFFERENCE : 0.308						
LAP	SECTOR 1	SECTOR 2		SECTOR 3		SECTOR 4		LAP TIME	MPH	DIFF	TIME OF DAY	
1 -		<b>107.0</b>	36.552	79.7	50.386	103.7	29.844	95.4	2:53.567	75.92	8.772	17:01:50.749
2 -	50.637	106.1	35.821	80.4	49.613	<b>104.0</b>	29.673	95.4	2:45.744	79.50	0.949	17:04:36.493
3 -	50.873	105.5	35.539	78.3	49.983	103.7	29.686	95.3	2:46.081	79.34	1.286	17:07:22.574
4 -	50.228	106.6	35.309	80.8	50.170	103.0	<b>29.597</b>	<b>95.7</b>	2:45.304 (3)	79.71	0.509	17:10:07.878
5 -	50.703	105.6	35.231	80.7	49.711	102.4	29.761	94.9	2:45.406	79.66	0.611	17:12:53.284
6 -	50.440	104.6	35.240	80.6	49.656	102.7	29.625	95.3	2:44.961 (2)	79.88	0.166	17:15:38.245
7 -	50.477	104.8	<b>35.187</b>	<b>80.9</b>	<b>49.517</b>	102.6	29.614	95.0	<b>2:44.795 (1)</b>	<b>79.96</b>		<b>17:18:23.040</b>
8 -	<b>50.186</b>	105.3	35.387	<b>80.9</b>	50.092	102.1	29.995	94.2	2:45.660	79.54	0.865	17:21:08.700

# 2024 Ginetta Junior Championship

## RACE 3 - ROUND 6 - SECTOR ANALYSIS



SECTOR 1 = FL to I1, SECTOR 2 = I1 to I2, SECTOR 3 = I2 to I3, SECTOR 4 = I3 to FL, DIFF = Difference To Personal Best Lap, P = Crossed Finish Line in Pit Lane, D = Time Disallowed

P11		74 R		Alfie DAVIES				Preptech UK				
IDEAL LAP TIME : 2:43.746		BEST LAP TIME : 2:44.416				DIFFERENCE : 0.670						
LAP	SECTOR 1	SECTOR 2		SECTOR 3		SECTOR 4		LAP TIME	MPH	DIFF	TIME OF DAY	
1 -		107.3	36.133	79.3	50.484	104.8	29.915	95.8	2:54.711	75.42	10.295	17:01:51.893
2 -	50.603	106.3	35.810	79.5	50.740	102.7	30.032	94.7	2:47.185	78.82	2.769	17:04:39.078
3 -	50.818	105.0	35.152	79.7	50.028	103.7	29.921	95.3	2:45.919	79.42	1.503	17:07:24.997
4 -	50.505	106.0	34.852	80.4	49.974	104.3	29.628	96.0	2:44.959	79.88	0.543	17:10:09.956
5 -	<b>49.800</b>	<b>107.7</b>	35.203	80.0	<b>49.826</b>	<b>105.5</b>	29.726	94.9	2:44.555 (2)	80.08	0.139	17:12:54.511
6 -	50.486	105.1	34.938	80.3	50.194	101.8	29.855	<b>96.7</b>	2:45.473	79.63	1.057	17:15:39.984
7 -	50.152	107.2	35.105	80.6	50.149	103.4	<b>29.401</b>	96.1	2:44.807 (3)	79.95	0.391	17:18:24.791
8 -	50.217	105.8	<b>34.719</b>	<b>80.9</b>	49.907	103.4	29.573	95.4	<b>2:44.416</b> (1)	<b>80.14</b>		<b>17:21:09.207</b>

P12		18 R		Torrin BYRNE (F)				Pace Performance				
IDEAL LAP TIME : 2:43.328		BEST LAP TIME : 2:43.797				DIFFERENCE : 0.469						
LAP	SECTOR 1	SECTOR 2		SECTOR 3		SECTOR 4		LAP TIME	MPH	DIFF	TIME OF DAY	
1 -		103.7	37.469	74.5	50.916	103.0	29.969	94.9	2:57.714	74.15	13.917	17:01:54.896
2 -	50.633	105.8	35.547	80.7	49.786	104.3	30.225	95.5	2:46.191	79.29	2.394	17:04:41.087
3 -	50.190	108.0	35.564	81.0	49.890	<b>105.3</b>	30.108	96.0	2:45.752	79.50	1.955	17:07:26.839
4 -	49.818	106.3	35.716	80.3	49.691	103.2	29.878	95.3	2:45.103	79.81	1.306	17:10:11.942
5 -	50.005	106.0	34.990	<b>81.5</b>	<b>49.343</b>	103.8	29.641	96.0	2:43.979 (2)	80.36	0.182	17:12:55.921
6 -	<b>49.513</b>	<b>109.1</b>	<b>34.945</b>	<b>81.5</b>	49.683	102.7	29.656	95.8	<b>2:43.797</b> (1)	<b>80.45</b>		<b>17:15:39.718</b>
7 -	49.925	106.3	35.374	81.4	49.399	103.5	<b>29.527</b>	96.1	2:44.225 (3)	80.24	0.428	17:18:23.943
8 -	49.554	107.7	35.387	81.4	51.621	101.6	30.050	<b>97.1</b>	2:46.612	79.09	2.815	17:21:10.555

P13		5 R		Tom INGRAM HILL				R Racing				
IDEAL LAP TIME : 2:44.259		BEST LAP TIME : 2:44.793				DIFFERENCE : 0.534						
LAP	SECTOR 1	SECTOR 2		SECTOR 3		SECTOR 4		LAP TIME	MPH	DIFF	TIME OF DAY	
1 -		106.5	36.635	79.0	50.548	103.0	29.885	95.8	2:54.401	75.56	9.608	17:01:51.583
2 -	50.193	106.0	35.875	79.7	50.266	103.5	<b>29.676</b>	95.8	2:46.010	79.37	1.217	17:04:37.593
3 -	50.490	106.1	35.372	80.0	50.319	<b>104.0</b>	29.735	95.7	2:45.916	79.42	1.123	17:07:23.509
4 -	50.549	106.5	35.282	80.3	50.224	103.2	29.679	95.3	2:45.734	79.51	0.941	17:10:09.243
5 -	50.337	106.5	35.211	80.3	49.856	103.8	30.126	<b>96.5</b>	2:45.530 (3)	79.60	0.737	17:12:54.773
6 -	50.585	107.2	35.664	80.5	<b>49.826</b>	103.2	29.822	95.8	2:45.897	79.43	1.104	17:15:40.670
7 -	49.891	<b>107.8</b>	35.175	<b>81.0</b>	50.176	<b>104.0</b>	29.742	95.5	2:44.984 (2)	79.87	0.191	17:18:25.654
8 -	<b>49.861</b>	106.8	<b>34.896</b>	80.7	50.082	100.3	29.954	96.2	<b>2:44.793</b> (1)	<b>79.96</b>		<b>17:21:10.447</b>

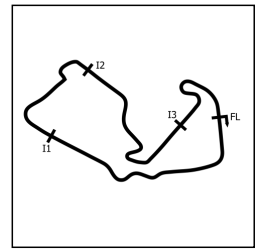
P14		45 R		Jack ROBINSON (F)				Fox Motorsport				
IDEAL LAP TIME : 2:44.378		BEST LAP TIME : 2:44.650				DIFFERENCE : 0.272						
LAP	SECTOR 1	SECTOR 2		SECTOR 3		SECTOR 4		LAP TIME	MPH	DIFF	TIME OF DAY	
1 -		106.5	36.394	78.4	50.244	104.5	29.921	96.0	2:55.591	75.04	10.941	17:01:52.773
2 -	51.431	105.1	35.982	79.0	50.210	103.5	30.010	95.1	2:47.633	78.61	2.983	17:04:40.406
3 -	50.860	104.3	35.326	80.7	49.958	102.7	29.711	95.8	2:45.855 (3)	79.45	1.205	17:07:26.261
4 -	50.445	104.8	35.321	80.7	50.984	104.5	<b>29.572</b>	<b>96.5</b>	2:46.322	79.23	1.672	17:10:12.583
5 -	<b>50.187</b>	106.8	35.158	81.0	<b>49.592</b>	104.0	29.713	95.7	<b>2:44.650</b> (1)	<b>80.03</b>		<b>17:12:57.233</b>
6 -	50.929	103.8	35.558	81.1	49.988	<b>105.0</b>	29.833	96.0	2:46.308	79.23	1.658	17:15:43.541
7 -	50.196	107.2	36.308	80.4	49.977	<b>105.0</b>	30.476	93.5	2:46.957	78.92	2.307	17:18:30.498
8 -	50.195	<b>108.2</b>	<b>35.027</b>	<b>81.2</b>	50.505	101.9	29.710	95.1	2:45.437 (2)	79.65	0.787	17:21:15.935

P15		75 R		Colin CRONIN				Fox Motorsport				
IDEAL LAP TIME : 2:43.568		BEST LAP TIME : 2:44.062				DIFFERENCE : 0.494						
LAP	SECTOR 1	SECTOR 2		SECTOR 3		SECTOR 4		LAP TIME	MPH	DIFF	TIME OF DAY	
1 -		103.2	35.343	80.3	51.717	103.8	29.874	<b>95.5</b>	3:00.698	72.92	16.636	17:01:57.880
2 -	50.138	<b>107.0</b>	35.856	79.2	50.622	102.7	29.655	95.0	2:46.271	79.25	2.209	17:04:44.151
3 -	50.347	105.8	35.620	79.7	<b>49.712</b>	<b>105.0</b>	29.609	94.2	2:45.288	79.72	1.226	17:07:29.439
4 -	50.506	104.2	34.878	80.6	49.991	102.6	29.346	95.1	2:44.721 (2)	80.00	0.659	17:10:14.160
5 -	50.235	105.0	<b>34.641</b>	<b>80.9</b>	49.888	103.0	<b>29.298</b>	95.4	<b>2:44.062</b> (1)	<b>80.32</b>		<b>17:12:58.222</b>
6 -	<b>49.917</b>	106.1	35.078	80.4	50.235	102.2	29.536	94.7	2:44.766 (3)	79.97	0.704	17:15:42.988
7 -	50.672	103.5	35.971	79.7	50.024	101.8	29.544	94.4	2:46.211	79.28	2.149	17:18:29.199
8 -	50.418	103.5	35.061	80.4	51.833	102.4	29.768	95.4	2:47.080	78.87	3.018	17:21:16.279

# 2024 Ginetta Junior Championship

## RACE 3 - ROUND 6 - SECTOR ANALYSIS



SECTOR 1 = FL to I1, SECTOR 2 = I1 to I2, SECTOR 3 = I2 to I3, SECTOR 4 = I3 to FL, DIFF = Difference To Personal Best Lap, P = Crossed Finish Line in Pit Lane, D = Time Disallowed

P16		70 R		Jude PETERS (F)				E3 Sport				
IDEAL LAP TIME : 2:44.328		BEST LAP TIME : 2:45.163				DIFFERENCE : 0.835						
LAP	SECTOR 1	SECTOR 2	SECTOR 3	SECTOR 4	LAP TIME	MPH	DIFF	TIME OF DAY				
1 -		104.0	36.401	77.0	52.037	103.4	30.590	93.6	3:00.158	73.14	14.995	17:01:57.340
2 -	50.525	<b>107.7</b>	35.976	77.6	51.694	<b>103.5</b>	30.386	94.4	2:48.581	78.16	3.418	17:04:45.921
3 -	50.624	105.8	35.401	80.0	50.353	102.1	29.861	94.0	2:46.239	79.27	1.076	17:07:32.160
4 -	50.161	106.0	35.321	80.3	49.769	<b>103.5</b>	29.912	<b>95.0</b>	<b>2:45.163 (1)</b>	<b>79.78</b>		<b>17:10:17.323</b>
5 -	50.339	106.8	35.479	<b>80.7</b>	<b>49.658</b>	103.0	29.887	94.9	2:45.363 (2)	79.69	0.200	17:13:02.686
6 -	50.203	106.5	35.966	79.4	50.157	100.0	<b>29.769</b>	93.2	2:46.095	79.33	0.932	17:15:48.781
7 -	50.391	103.7	35.297	<b>80.7</b>	50.222	101.0	30.091	94.9	2:46.001	79.38	0.838	17:18:34.782
8 -	<b>49.974</b>	106.0	<b>34.927</b>	80.6	49.670	102.7	31.248	93.2	2:45.819 (3)	79.47	0.656	17:21:20.601

P17		34 R		Max CUTHBERT				Elite Motorsport				
IDEAL LAP TIME : 2:44.822		BEST LAP TIME : 2:44.835				DIFFERENCE : 0.013						
LAP	SECTOR 1	SECTOR 2	SECTOR 3	SECTOR 4	LAP TIME	MPH	DIFF	TIME OF DAY				
1 -		106.5	37.765	72.0	51.391	103.2	29.896	94.7	2:58.290	73.91	13.455	17:01:55.472
2 -	50.736	106.8	36.088	77.5	50.478	103.0	29.833	94.7	2:47.135	78.84	2.300	17:04:42.607
3 -	50.760	105.3	37.144	76.7	50.132	104.0	29.811	95.0	2:47.847	78.51	3.012	17:07:30.454
4 -	50.554	106.6	35.566	79.6	50.340	103.2	30.886	95.1	2:47.346	78.74	2.511	17:10:17.800
5 -	50.371	<b>107.8</b>	35.513	80.7	49.754	<b>104.3</b>	29.749	<b>95.3</b>	2:45.387 (2)	79.67	0.552	17:13:03.187
6 -	50.526	106.5	36.405	79.7	50.386	103.8	29.942	95.0	2:47.259	78.78	2.424	17:15:50.446
7 -	50.234	106.6	<b>35.198</b>	<b>81.0</b>	<b>49.749</b>	104.2	<b>29.654</b>	<b>95.3</b>	<b>2:44.835 (1)</b>	<b>79.94</b>		<b>17:18:35.281</b>
8 -	<b>50.221</b>	107.5	35.313	80.9	49.851	103.7	30.029	95.0	2:45.414 (3)	79.66	0.579	17:21:20.695

P18		31 J		Felix LIVESEY				MDD Racing				
IDEAL LAP TIME : 2:44.953		BEST LAP TIME : 2:45.246				DIFFERENCE : 0.293						
LAP	SECTOR 1	SECTOR 2	SECTOR 3	SECTOR 4	LAP TIME	MPH	DIFF	TIME OF DAY				
1 -		103.5	35.936	75.1	52.707	100.7	30.459	92.7	3:00.220	73.12	14.974	17:01:57.402
2 -	50.934	<b>106.1</b>	36.172	79.3	50.852	102.4	30.027	93.6	2:47.985	78.44	2.739	17:04:45.387
3 -	50.716	104.0	<b>34.959</b>	80.1	50.090	103.8	29.969	<b>94.6</b>	2:45.734	79.51	0.488	17:07:31.121
4 -	50.579	105.8	35.268	<b>80.2</b>	50.131	<b>104.0</b>	29.916	93.5	2:45.894	79.43	0.648	17:10:17.015
5 -	50.519	104.6	35.074	79.7	<b>49.884</b>	101.6	<b>29.911</b>	93.6	2:45.388 (2)	79.67	0.142	17:13:02.403
6 -	50.423	105.0	36.652	78.3	50.410	100.9	32.244	88.2	2:49.729	77.64	4.483	17:15:52.132
7 -	50.627	104.6	35.000	<b>80.2</b>	49.925	101.8	30.031	94.0	2:45.583 (3)	79.58	0.337	17:18:37.715
8 -	<b>50.199</b>	104.6	34.988	80.1	50.002	101.6	30.057	93.8	<b>2:45.246 (1)</b>	<b>79.74</b>		<b>17:21:22.961</b>

P19		20 R		Ntiyiso MABUNDA (F)				Pace Performance				
IDEAL LAP TIME : 2:45.126		BEST LAP TIME : 2:45.892				DIFFERENCE : 0.766						
LAP	SECTOR 1	SECTOR 2	SECTOR 3	SECTOR 4	LAP TIME	MPH	DIFF	TIME OF DAY				
1 -		<b>106.6</b>	36.747	71.4	52.969	102.2	30.751	96.5	3:01.053	72.78	15.161	17:01:58.235
2 -	50.851	105.8	36.088	79.4	51.371	101.9	30.177	96.0	2:48.487	78.21	2.595	17:04:46.722
3 -	50.974	103.4	35.838	79.9	50.387	102.2	30.296	<b>97.7</b>	2:47.495 (3)	78.67	1.603	17:07:34.217
4 -	50.454	106.5	35.681	79.7	51.403	<b>102.9</b>	30.000	96.4	2:47.538	78.65	1.646	17:10:21.755
5 -	<b>50.059</b>	106.0	35.360	79.7	51.139	101.2	30.223	95.4	2:46.781 (2)	79.01	0.889	17:13:08.536
6 -	50.729	104.0	35.316	79.3	<b>50.159</b>	101.9	<b>29.688</b>	96.1	<b>2:45.892 (1)</b>	<b>79.43</b>		<b>17:15:54.428</b>
7 -	50.199	105.1	<b>35.220</b>	<b>80.4</b>	52.291	100.7	30.070	95.4	2:47.780	78.54	1.888	17:18:42.208
8 -	50.498	104.3	36.144	80.0	51.035	100.3	30.142	95.0	2:47.819	78.52	1.927	17:21:30.027

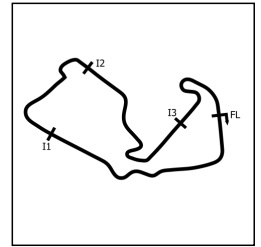
  

P20		28 J		Harry MOSS				R Racing				
IDEAL LAP TIME : 2:43.315		BEST LAP TIME : 2:43.907				DIFFERENCE : 0.592						
LAP	SECTOR 1	SECTOR 2	SECTOR 3	SECTOR 4	LAP TIME	MPH	DIFF	TIME OF DAY				
1 -		<b>108.0</b>	36.920	80.0	1:02.947	101.2	29.546	94.4	3:06.929	70.49	23.022	17:02:04.111
2 -	50.081	105.6	35.008	75.7	49.966	104.0	29.554	<b>96.0</b>	2:44.609	80.05	0.702	17:04:48.720
3 -	50.482	105.0	35.369	80.2	49.933	<b>104.2</b>	29.593	95.1	2:45.377	79.68	1.470	17:07:34.097
4 -	49.647	105.8	35.001	80.9	52.648	101.5	29.566	94.7	2:46.862	78.97	2.955	17:10:20.959
5 -	49.859	104.8	35.001	80.8	<b>49.769</b>	103.0	<b>29.278</b>	95.5	<b>2:43.907 (1)</b>	<b>80.39</b>		<b>17:13:04.866</b>
6 -	<b>49.431</b>	106.5	35.173	78.5	50.468	103.2	29.938	94.3	2:45.010	79.86	1.103	17:15:49.876
7 -	49.931	105.5	<b>34.837</b>	<b>81.6</b>	50.168	103.2	29.411	94.2	2:44.347 (3)	80.18	0.440	17:18:34.223
8 -	50.028	104.6	34.843	80.2	49.825	102.9	29.405	94.7	2:44.101 (2)	80.30	0.194	17:21:18.324



# 2024 Ginetta Junior Championship

## RACE 3 - ROUND 6 - SECTOR ANALYSIS



SECTOR 1 = FL to I1, SECTOR 2 = I1 to I2, SECTOR 3 = I2 to I3, SECTOR 4 = I3 to FL, DIFF = Difference To Personal Best Lap, P = Crossed Finish Line in Pit Lane, D = Time Disallowed

P21		53 R		Ethan CARNEY				Preptech UK				
IDEAL LAP TIME : 2:44.191		BEST LAP TIME : 2:44.585				DIFFERENCE : 0.394						
LAP	SECTOR 1	SECTOR 2		SECTOR 3		SECTOR 4		LAP TIME	MPH	DIFF	TIME OF DAY	
1 -		105.3	36.694	77.7	53.359	103.7	30.178	94.6	2:59.611	73.36	15.026	17:01:56.793
2 -	50.917	105.6	35.320	79.7	50.142	104.6	29.955	95.3	2:46.334	79.22	1.749	17:04:43.127
3 -	50.498	<b>107.7</b>	36.237	79.3	49.894	103.7	29.934	95.7	2:46.563	79.11	1.978	17:07:29.690
4 -	50.358	106.8	35.634	80.2	<b>49.578</b>	105.0	29.626	95.5	2:45.196 (3)	79.77	0.611	17:10:14.886
5 -	50.373	106.6	35.473	79.7	49.739	103.4	29.559	95.3	2:45.144 (2)	79.79	0.559	17:13:00.030
6 -	50.193	105.5	35.223	80.5	49.644	104.0	<b>29.525</b>	<b>95.8</b>	<b>2:44.585 (1)</b>	<b>80.06</b>		<b>17:15:44.615</b>
7 -	50.207	106.1	35.435	81.0	50.147	<b>105.5</b>	29.835	94.9	2:45.624	79.56	1.039	17:18:30.239
8 -	<b>50.190</b>	106.5	<b>34.898</b>	<b>81.2</b>	1:08.330	100.3	30.840	93.8	3:04.258	71.51	19.673	17:21:34.497

P22		4 R		James ELLIS (F)				MDD Racing				
IDEAL LAP TIME : 2:47.373		BEST LAP TIME : 2:47.592				DIFFERENCE : 0.219						
LAP	SECTOR 1	SECTOR 2		SECTOR 3		SECTOR 4		LAP TIME	MPH	DIFF	TIME OF DAY	
1 -		102.4	36.797	77.6	54.287	98.9	30.443	91.0	3:02.775	72.09	15.183	17:01:59.957
2 -	51.752	103.8	35.847	78.4	51.188	<b>100.1</b>	30.654	<b>91.9</b>	2:49.441	77.77	1.849	17:04:49.398
3 -	<b>51.240</b>	<b>104.5</b>	35.761	<b>79.4</b>	51.147	99.1	30.206	91.2	2:48.354 (3)	78.27	0.762	17:07:37.752
4 -	52.115	101.5	35.753	78.3	51.365	99.1	30.390	90.8	2:49.623	77.68	2.031	17:10:27.375
5 -	51.777	101.5	35.454	78.9	<b>50.945</b>	98.9	30.343	90.8	2:48.519	78.19	0.927	17:13:15.894
6 -	51.756	101.5	35.633	78.3	51.183	98.8	30.346	90.8	2:48.918	78.01	1.326	17:16:04.812
7 -	51.312	101.5	<b>35.216</b>	79.3	50.950	98.5	30.114	91.2	<b>2:47.592 (1)</b>	<b>78.63</b>		<b>17:18:52.404</b>
8 -	51.303	101.0	35.261	79.1	51.109	98.6	<b>29.972</b>	91.3	2:47.645 (2)	78.60	0.053	17:21:40.049

P23		23 J		Holly MIALL				Fox Motorsport				
IDEAL LAP TIME : 2:48.391		BEST LAP TIME : 2:49.397				DIFFERENCE : 1.006						
LAP	SECTOR 1	SECTOR 2		SECTOR 3		SECTOR 4		LAP TIME	MPH	DIFF	TIME OF DAY	
1 -		<b>106.1</b>	37.290	74.2	53.880	<b>103.5</b>	<b>30.429</b>	<b>95.0</b>	3:01.689	72.52	12.292	17:01:58.871
2 -	<b>51.339</b>	105.1	36.230	76.3	<b>50.986</b>	103.0	30.842	94.2	<b>2:49.397 (1)</b>	<b>77.79</b>		<b>17:04:48.268</b>
3 -	51.848	105.3	35.818	78.6	51.854	101.2	30.962	94.3	2:50.482	77.29	1.085	17:07:38.750
4 -	51.942	104.6	36.149	78.9	51.097	102.2	30.766	94.2	2:49.954 (3)	77.53	0.557	17:10:28.704
5 -	52.074	104.0	35.742	78.6	51.858	101.8	31.032	94.0	2:50.706	77.19	1.309	17:13:19.410
6 -	52.493	103.2	36.408	78.6	51.852	101.5	30.892	93.9	2:51.645	76.77	2.248	17:16:11.055
7 -	52.038	102.9	36.419	77.5	51.743	101.3	30.936	93.9	2:51.136	77.00	1.739	17:19:02.191
8 -	52.209	102.7	<b>35.637</b>	<b>79.4</b>	51.141	101.5	30.941	93.9	2:49.928 (2)	77.54	0.531	17:21:52.119

P24		21 R		Jovarni CASSELL JOSEPH (F)				MDD Racing				
IDEAL LAP TIME : 2:50.701		BEST LAP TIME : 2:51.263				DIFFERENCE : 0.562						
LAP	SECTOR 1	SECTOR 2		SECTOR 3		SECTOR 4		LAP TIME	MPH	DIFF	TIME OF DAY	
1 -		<b>100.9</b>	36.930	75.7	53.738	95.5	30.763	<b>90.3</b>	3:03.369	71.86	12.106	17:02:00.551
2 -	52.293	99.2	36.288	74.6	52.049	<b>96.6</b>	30.633	89.3	<b>2:51.263 (1)</b>	<b>76.94</b>		<b>17:04:51.814</b>
3 -	52.593	97.5	36.463	75.1	52.669	96.1	<b>30.460</b>	88.9	2:52.185	76.53	0.922	17:07:43.999
4 -	52.693	97.3	36.909	75.1	52.071	96.1	30.620	89.1	2:52.293	76.48	1.030	17:10:36.292
5 -	<b>52.277</b>	97.2	36.608	75.6	52.096	96.2	31.192	86.9	2:52.173 (3)	76.53	0.910	17:13:28.465
6 -	52.532	97.5	36.509	76.2	54.165	95.1	30.565	89.2	2:53.771	75.83	2.508	17:16:22.236
7 -	53.086	97.1	<b>36.104</b>	<b>76.6</b>	<b>51.860</b>	96.0	30.841	88.6	2:51.891 (2)	76.66	0.628	17:19:14.127
8 -	53.199	96.8	36.286	75.9	52.033	96.5	30.979	89.1	2:52.497	76.39	1.234	17:22:06.624

P25		27 R		Alfie SLATER				R Racing				
IDEAL LAP TIME : 2:43.773		BEST LAP TIME : 2:43.773				DIFFERENCE : 0.000						
LAP	SECTOR 1	SECTOR 2		SECTOR 3		SECTOR 4		LAP TIME	MPH	DIFF	TIME OF DAY	
1 -		104.8	35.794	<b>80.5</b>	49.728	103.4	29.648	95.1	2:51.885	76.66	8.112	17:01:49.067
2 -	<b>49.827</b>	<b>105.6</b>	<b>35.229</b>	80.1	<b>49.375</b>	<b>104.5</b>	<b>29.342</b>	<b>95.4</b>	<b>2:43.773 (1)</b>	<b>80.46</b>		<b>17:04:32.840</b>

# 2024 Ginetta Junior Championship

## RACE 3 - ROUND 6 - BEST SECTORS

SECTOR 1				SECTOR 2				SECTOR 3				SECTOR 4				IDEAL / BEST COMPARISON		
POS	NO	NAME	TIME	NO	NAME	TIME	NO	NAME	TIME	NO	NAME	TIME	POS	NO	NAME	IDEAL	BEST	DIFF
															<b>PERFECT LAP</b>	<b>2:41.160</b>		
1	25	JEFF-HA	49.107	25	JEFF-HA	34.316	26	JOSLYN	48.690	25	JEFF-HA	29.047	1	25	JEFF-HALL	2:41.334	2:42.154	0.820
2	26	JOSLYN	49.159	90	FERNAND	34.477	90	FERNAND	48.813	17	SHOTTON	29.084	2	26	JOSLYN	2:41.640	2:41.963	0.323
3	17	SHOTTON	49.328	75	CRONIN	34.641	25	JEFF-HA	48.864	26	JOSLYN	29.130	3	90	FERNANDEZ	2:42.081	2:42.152	0.071
4	35	PHELPS	49.373	50	HART	34.643	35	PHELPS	48.892	35	PHELPS	29.219	4	35	PHELPS	2:42.133	2:42.720	0.587
5	90	FERNAND	49.424	35	PHELPS	34.649	67	SAETER	48.971	67	SAETER	29.224	5	17	SHOTTON	2:42.320	2:42.650	0.330
6	28	MOSS	49.431	26	JOSLYN	34.661	17	SHOTTON	48.988	50	HART	29.246	6	67	SAETER	2:42.477	2:43.040	0.563
7	11	DAN	49.476	67	SAETER	34.666	11	DAN	49.083	28	MOSS	29.278	7	50	HART	2:42.605	2:42.725	0.120
8	18	BYRNE (	49.513	11	DAN	34.674	50	HART	49.138	75	CRONIN	29.298	8	11	DAN	2:42.612	2:42.612	0.000
9	50	HART	49.578	74	DAVIES	34.719	43	CLARK	49.337	43	CLARK	29.317	9	43	CLARK	2:43.117	2:43.654	0.537
10	67	SAETER	49.616	43	CLARK	34.830	18	BYRNE (	49.343	27	SLATER	29.342	10	28	MOSS	2:43.315	2:43.907	0.592
11	43	CLARK	49.633	28	MOSS	34.837	27	SLATER	49.375	90	FERNAND	29.367	11	18	BYRNE (F)	2:43.328	2:43.797	0.469
12	74	DAVIES	49.800	5	INGRAM	34.896	7	ELLIS	49.517	11	DAN	29.379	12	75	CRONIN	2:43.568	2:44.062	0.494
13	27	SLATER	49.827	53	CARNEY	34.898	53	CARNEY	49.578	74	DAVIES	29.401	13	74	DAVIES	2:43.746	2:44.416	0.670
14	5	INGRAM	49.861	17	SHOTTON	34.920	45	ROBINSO	49.592	53	CARNEY	29.525	14	27	SLATER	2:43.773	2:43.773	0.000
15	75	CRONIN	49.917	70	PETERS	34.927	70	PETERS	49.658	18	BYRNE (	29.527	15	53	CARNEY	2:44.191	2:44.585	0.394
16	70	PETERS	49.974	18	BYRNE (	34.945	75	CRONIN	49.712	45	ROBINSO	29.572	16	5	INGRAM HILL	2:44.259	2:44.793	0.534
17	20	MABUNDA	50.059	31	LIVESEY	34.959	34	CUTHBER	49.749	7	ELLIS	29.597	17	70	PETERS (F)	2:44.328	2:45.163	0.835
18	7	ELLIS	50.186	45	ROBINSO	35.027	28	MOSS	49.769	34	CUTHBER	29.654	18	45	ROBINSON (F)	2:44.378	2:44.650	0.272
19	45	ROBINSO	50.187	7	ELLIS	35.187	74	DAVIES	49.826	5	INGRAM	29.676	19	7	ELLIS	2:44.487	2:44.795	0.308
20	53	CARNEY	50.190	34	CUTHBER	35.198	5	INGRAM	49.826	20	MABUNDA	29.688	20	34	CUTHBERT	2:44.822	2:44.835	0.013
21	31	LIVESEY	50.199	4	ELLIS (	35.216	31	LIVESEY	49.884	70	PETERS	29.769	21	31	LIVESEY	2:44.953	2:45.246	0.293
22	34	CUTHBER	50.221	20	MABUNDA	35.220	20	MABUNDA	50.159	31	LIVESEY	29.911	22	20	MABUNDA (F)	2:45.126	2:45.892	0.766
23	4	ELLIS (	51.240	27	SLATER	35.229	4	ELLIS (	50.945	4	ELLIS (	29.972	23	4	ELLIS (F)	2:47.373	2:47.592	0.219
24	23	MIALL	51.339	23	MIALL	35.637	23	MIALL	50.986	23	MIALL	30.429	24	23	MIALL	2:48.391	2:49.397	1.006
25	21	CASSELL	52.277	21	CASSELL	36.104	21	CASSELL	51.860	21	CASSELL	30.460	25	21	CASSELL JOSEPH (F)	2:50.701	2:51.263	0.562

# 2024 Ginetta Junior Championship

## RACE 3 - ROUND 6 - BEST SPEEDS

POS	INTERMEDIATE 1			INTERMEDIATE 2			INTERMEDIATE 3			FINISH LINE		
	NO	NAME	MPH	NO	NAME	MPH	NO	NAME	MPH	NO	NAME	MPH
1	25	JEFF-HALL	109.1	67	SAETER	82.5	17	SHOTTON	107.0	67	SAETER	98.3
2	43	CLARK	109.1	26	JOSLYN	82.4	35	PHELPS	106.8	25	JEFF-HALL	97.7
3	18	BYRNE (F)	109.1	35	PHELPS	82.2	25	JEFF-HALL	106.6	20	MABUNDA (F)	97.7
4	17	SHOTTON	108.9	11	DAN	82.2	50	HART	106.6	26	JOSLYN	97.4
5	35	PHELPS	108.9	17	SHOTTON	82.1	90	FERNANDEZ	106.3	17	SHOTTON	97.4
6	90	FERNANDEZ	108.9	50	HART	82.1	67	SAETER	105.5	50	HART	97.4
7	50	HART	108.7	90	FERNANDEZ	82.1	11	DAN	105.5	18	BYRNE (F)	97.1
8	11	DAN	108.4	43	CLARK	81.9	74	DAVIES	105.5	74	DAVIES	96.7
9	45	ROBINSON (F)	108.2	25	JEFF-HALL	81.8	53	CARNEY	105.5	35	PHELPS	96.5
10	28	MOSS	108.0	28	MOSS	81.6	43	CLARK	105.3	11	DAN	96.5
11	67	SAETER	107.8	18	BYRNE (F)	81.5	18	BYRNE (F)	105.3	43	CLARK	96.5
12	5	INGRAM HILL	107.8	45	ROBINSON (F)	81.2	26	JOSLYN	105.0	5	INGRAM HILL	96.5
13	34	CUTHBERT	107.8	53	CARNEY	81.2	45	ROBINSON (F)	105.0	45	ROBINSON (F)	96.5
14	26	JOSLYN	107.7	5	INGRAM HILL	81.0	75	CRONIN	105.0	28	MOSS	96.0
15	74	DAVIES	107.7	34	CUTHBERT	81.0	27	SLATER	104.5	90	FERNANDEZ	95.8
16	70	PETERS (F)	107.7	7	ELLIS	80.9	34	CUTHBERT	104.3	53	CARNEY	95.8
17	53	CARNEY	107.7	74	DAVIES	80.9	28	MOSS	104.2	7	ELLIS	95.7
18	7	ELLIS	107.0	75	CRONIN	80.9	7	ELLIS	104.0	75	CRONIN	95.5
19	75	CRONIN	107.0	70	PETERS (F)	80.7	5	INGRAM HILL	104.0	27	SLATER	95.4
20	20	MABUNDA (F)	106.6	27	SLATER	80.5	31	LIVESEY	104.0	34	CUTHBERT	95.3
21	31	LIVESEY	106.1	20	MABUNDA (F)	80.4	70	PETERS (F)	103.5	70	PETERS (F)	95.0
22	23	MIALL	106.1	31	LIVESEY	80.2	23	MIALL	103.5	23	MIALL	95.0
23	27	SLATER	105.6	4	ELLIS (F)	79.4	20	MABUNDA (F)	102.9	31	LIVESEY	94.6
24	4	ELLIS (F)	104.5	23	MIALL	79.4	4	ELLIS (F)	100.1	4	ELLIS (F)	91.9
25	21	CASSELL JOSEPH (F)	100.9	21	CASSELL JOSEPH (F)	76.6	21	CASSELL JOSEPH (F)	96.6	21	CASSELL JOSEPH (F)	90.3
26												

# 2024 Ginetta Junior Championship

## RACE 3 - ROUND 6 - STATISTICS

<b>Competitors Started</b>	25
<b>Planned Start</b>	2024-04-28 @ 16:59:00.000
<b>Actual Start</b>	2024-04-28 @ 16:58:57.181
<b>Finish Time</b>	2024-04-28 @ 17:20:44.656
<b>Track Length</b>	3.6604mi.
<b>Total Laps</b>	194
<b>Total Distance Covered</b>	710.1365mi.

### Session Fastest Lap History

NO	CL	NAME	LAP TIME	TIME OF DAY	LAP	VEHICLE
67	ROOKIE	Marcus SAETER	2:43.040	17:04:27.075	2	R Racing
26	JUNIOR	Henry JOSLYN	2:42.293	17:04:28.454	2	Preptech UK
26	JUNIOR	Henry JOSLYN	2:42.233	17:07:10.686	3	Preptech UK
25	ROOKIE	Ethan JEFF-HALL	2:42.154	17:07:11.310	3	R Racing
90	JUNIOR	Chase FERNANDEZ	2:42.152	17:18:16.716	7	E3 Sport
26	JUNIOR	Henry JOSLYN	2:41.963	17:20:47.972	8	Preptech UK

### Session Leader History

NO	CL	NAME	FROM LAP	LAPS LED	DISTANCE	VEHICLE
67	ROOKIE	Marcus SAETER	1	3	10.98 miles	R Racing
26	JUNIOR	Henry JOSLYN	4	1	3.66 miles	Preptech UK
25	ROOKIE	Ethan JEFF-HALL	5	4	14.64 miles	R Racing

### Flag History

TYPE	TIME OF DAY
GREEN	16:58:57.181
FINISH	17:20:44.656

### Flag Statistics

TYPE	COUNT	TOTAL LAPS	TOTAL TIME
Green	1	8	23:38.178
Red	0	0	0.000
Safety Car	0	0	0.000
FCY	0	0	0.000

# 2024 Ginetta Junior Championship

## RACE 3 - ROUND 6 - STATISTICS

CLASS : JUNIOR

6 Starters

### Fastest Lap History

NO	NAME	LAP TIME	TIME OF DAY	LAP	VEHICLE
26	Henry JOSLYN	<b>2:42.293</b>	17:04:28.454	2	Preptech UK
26	Henry JOSLYN	<b>2:42.233</b>	17:07:10.686	3	Preptech UK
90	Chase FERNANDEZ	<b>2:42.152</b>	17:18:16.716	7	E3 Sport
26	Henry JOSLYN	<b>2:41.963</b>	17:20:47.972	8	Preptech UK

### Leader History

NO	NAME	FROM LAP	LAPS LED	DISTANCE	VEHICLE
26	Henry JOSLYN	1	8	29.28 miles	Preptech UK

# 2024 Ginetta Junior Championship

## RACE 3 - ROUND 6 - STATISTICS

**CLASS : ROOKIE**

19 Starters

### Fastest Lap History

NO	NAME	LAP TIME	TIME OF DAY	LAP	VEHICLE
67	Marcus SAETER	<b>2:43.040</b>	17:04:27.075	2	R Racing
25	Ethan JEFF-HALL	<b>2:42.720</b>	17:04:29.156	2	R Racing
25	Ethan JEFF-HALL	<b>2:42.154</b>	17:07:11.310	3	R Racing

### Leader History

NO	NAME	FROM LAP	LAPS LED	DISTANCE	VEHICLE
67	Marcus SAETER	1	3	10.98 miles	R Racing
25	Ethan JEFF-HALL	4	5	18.30 miles	R Racing

# 2024 Ginetta Junior Championship

## RACE 3 - ROUND 6 - WEATHER CONDITIONS

