PROTYRE MOTORSPORT GINETTA GT CHAMPIONSHIP

Rounds 3 & 4

Silverstone GP

26th / 27th April 2025

Timing & Results Provided by Timing Solutions Ltd

www.tsl-timing.com

Silverstone GP Circuit

Silverstone, Towcester, Northamptonshire, UK

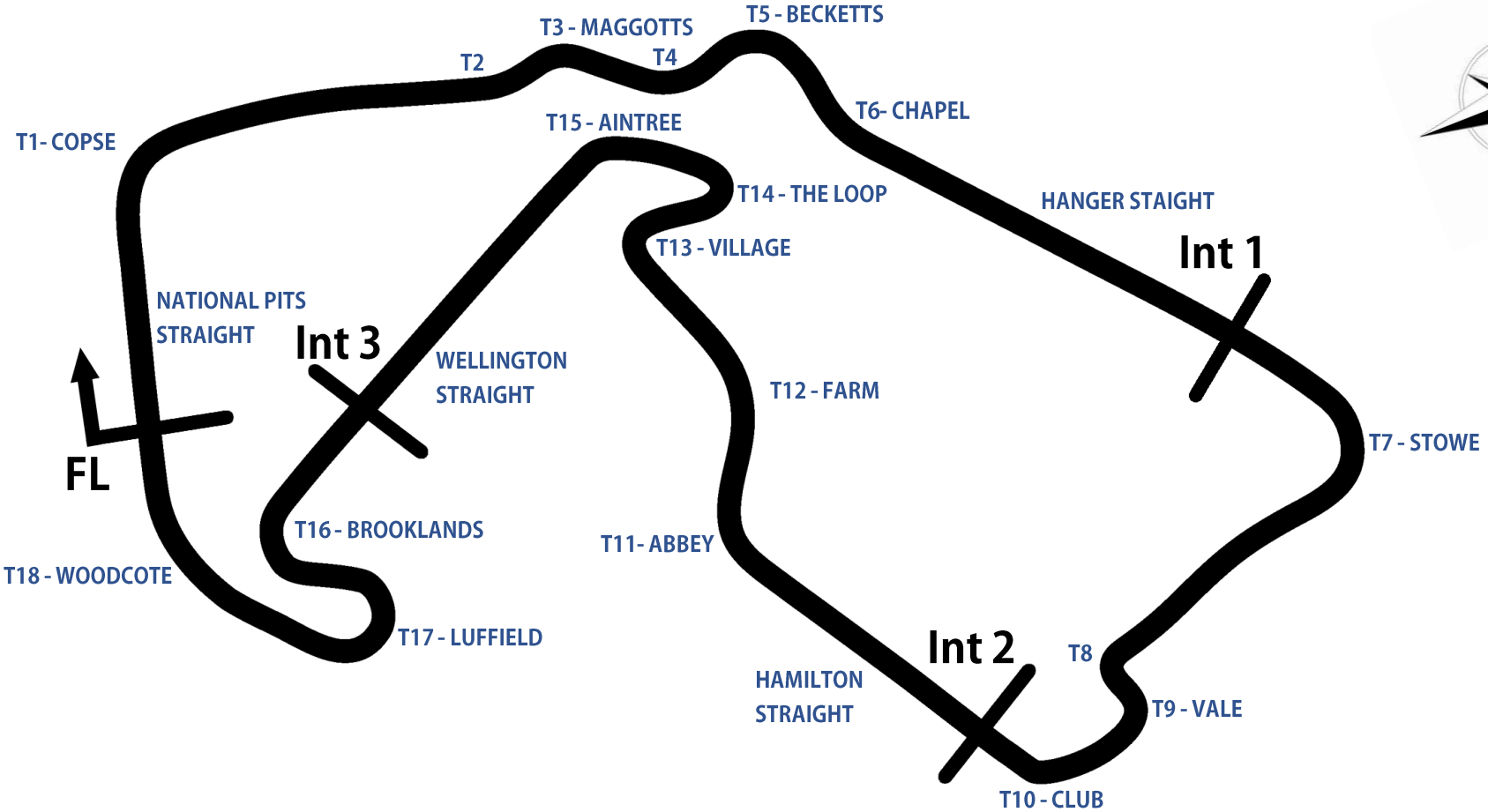

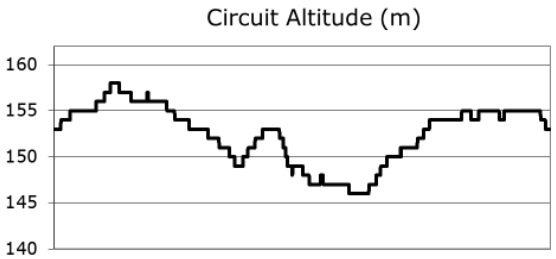

Length	3.6605 miles | 5.891 km | 5891.0 m		
FL		52.07872 N	1.01711 W
Int 1	2033m	52.06559 N	1.01486 W
Int 2	3168m	52.06826 N	1.02344 W
Int 3	4857m	52.07603 N	1.01669 W
Pit Entry	5839m	52.07859 N	1.01758 W
Pit Exit	305m after FL	52.07880 N	1.01268 W
Pit Entry - Pit Exit	336m, 24.1s @ 50kph, 20.1s @ 60kph		

Results & Live Timing available at – www.tsl-timing.com

Updated - 18/04/2025 10:48

2025 Protyre Motorsport Ginetta GT Championship

SESSION 1 - QUALIFYING - CLASSIFICATION

POS	NO	CL	PIC	NAME	NAT	ENTRY	TIME	ON	LAPS	GAP	DIFF	MPH
1	37*	PRO	1	Hadley SIMPSON	GBR	Xentek Motorsport	2:09.141	7	8			102.04
2	39*	PRO	2	Cameron PRATT THOMPSON	GBR	SVG Motorsport	2:09.258	5	9	0.117	0.117	101.94
3	57	PRO/AM	1	Nick WHITE	GBR	Raceway Motorsport	2:09.265	5	9	0.124	0.007	101.94
4	43	PRO	3	Archie CLARK	GBR	MDD Racing	2:09.299	8	9	0.158	0.034	101.91
5	23*	PRO/AM	2	Harry GAMBLE	GBR	Elite Motorsport	2:09.383	5	9	0.242	0.084	101.85
6	26*	PRO	4	Robert CRONIN	IRL	Elite Motorsport	2:09.410	7	9	0.269	0.027	101.82
7	12	PRO	5	Jack COLLINS	GBR	E3 Sport	2:09.420	5	8	0.279	0.010	101.82
8	33	PRO/AM	3	Mike TAYLOR	GBR	Triple M Motorsport	2:09.448	5	9	0.307	0.028	101.79
9	1*	PRO	6	Mckenzie DOUGLASS	GBR	Fox Motorsport	2:09.482	5	9	0.341	0.034	101.77
10	27	PRO/AM	4	Alex DUNCAN	GBR	Xentek Motorsport	2:09.588	5	9	0.447	0.106	101.68
11	63	PRO/AM	5	Ali JUFFALI	KSA	Elite Motorsport	2:10.552	7	9	1.411	0.964	100.93
12	21	AM	1	Luke SHAW	GBR	Raceway Motorsport	2:10.847	5	9	1.706	0.295	100.71
13	44*	AM	2	Peter MANGION	GBR	Elite Motorsport	2:10.950	6	9	1.809	0.103	100.63
14	19*	AM	3	Carl GARNETT	GBR	Breakell Racing	2:11.285	7	9	2.144	0.335	100.37
15	3*	AM	4	James TOWNSEND	GBR	SVG Motorsport	2:12.050	6	9	2.909	0.765	99.79
16	47*	AM	5	Emma TOMLINSON	GBR	DTO Motorsport	2:12.179	6	9	3.038	0.129	99.69
17	78	AM	6	Colin WHITE	GBR	CWS Engineering	2:12.262	9	9	3.121	0.083	99.63
18	4	AM	7	Oliver FORDHAM	GBR	Fox Motorsport	2:12.292	5	9	3.151	0.030	99.61
19	11	AM	8	Amy TOMLINSON	GBR	Raceway Motorsport	2:12.889	7	9	3.748	0.597	99.16

No. 1, 19, 26, 37, 47 - 1 Lap time disallowed; exceeding track limits.
No. 3, 23, 39, 44 - 2 Lap times disallowed; exceeding track limits.

Weather / Track : Bright / Dry
These results are provisional until the conclusion of any judicial and technical matters.

Date: 26/04/2025 Start: 09:00 Finish: 09:20
Silverstone GP: 3.6604 miles

Clerk Of Course: Paul Levitt

Timekeeper: Gethin Rees

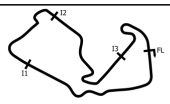

Results can be found at www.tsl-timing.com

Printed - 09:24 Saturday, 26 April 2025

2025 Protyre Motorsport Ginetta GT Championship

SESSION 1 - QUALIFYING - 2ND FASTEST CLASSIFICATION

POS	NO	CL	PIC	NAME	NAT	ENTRY	TIME	ON	LAPS	GAP	DIFF	MPH
1	43	PRO	1	Archie CLARK	GBR	MDD Racing	2:09.319	5	9			101.90
2	37*	PRO	2	Hadley SIMPSON	GBR	Xentek Motorsport	2:09.336	6	8	0.017	0.017	101.88
3	26*	PRO	3	Robert CRONIN	IRL	Elite Motorsport	2:09.460	8	9	0.141	0.124	101.79
4	57	PRO/AM	1	Nick WHITE	GBR	Raceway Motorsport	2:09.496	7	9	0.177	0.036	101.76
5	39*	PRO	4	Cameron PRATT THOMPSON	GBR	SVG Motorsport	2:09.515	4	9	0.196	0.019	101.74
6	1*	PRO	5	Mckenzie DOUGLASS	GBR	Fox Motorsport	2:09.522	4	9	0.203	0.007	101.74
7	12	PRO	6	Jack COLLINS	GBR	E3 Sport	2:09.635	7	8	0.316	0.113	101.65
8	23*	PRO/AM	2	Harry GAMBLE	GBR	Elite Motorsport	2:09.760	4	9	0.441	0.125	101.55
9	27	PRO/AM	3	Alex DUNCAN	GBR	Xentek Motorsport	2:09.828	4	9	0.509	0.068	101.50
10	33	PRO/AM	4	Mike TAYLOR	GBR	Triple M Motorsport	2:09.897	9	9	0.578	0.069	101.44
11	63	PRO/AM	5	Ali JUFFALI	KSA	Elite Motorsport	2:10.580	9	9	1.261	0.683	100.91
12	21	AM	1	Luke SHAW	GBR	Raceway Motorsport	2:10.902	9	9	1.583	0.322	100.66
13	44*	AM	2	Peter MANGION	GBR	Elite Motorsport	2:11.441	7	9	2.122	0.539	100.25
14	19*	AM	3	Carl GARNETT	GBR	Breakell Racing	2:11.633	6	9	2.314	0.192	100.11
15	47*	AM	4	Emma TOMLINSON	GBR	DTO Motorsport	2:12.242	4	9	2.923	0.609	99.64
16	78	AM	5	Colin WHITE	GBR	CWS Engineering	2:12.271	8	9	2.952	0.029	99.62
17	3*	AM	6	James TOWNSEND	GBR	SVG Motorsport	2:12.580	5	9	3.261	0.309	99.39
18	4	AM	7	Oliver FORDHAM	GBR	Fox Motorsport	2:12.925	7	9	3.606	0.345	99.13
19	11	AM	8	Amy TOMLINSON	GBR	Raceway Motorsport	2:13.592	6	9	4.273	0.667	98.64

No. 1, 19, 26, 37, 47 - 1 Lap time disallowed; exceeding track limits.
No. 3, 23, 39, 44 - 2 Lap times disallowed; exceeding track limits.

Weather / Track : Bright / Dry
These results are provisional until the conclusion of any judicial and technical matters.

Date: 26/04/2025 Start: 09:00 Finish: 09:20
Silverstone GP: 3.6604 miles

Clerk Of Course: Paul Levitt

Timekeeper: Gethin Rees

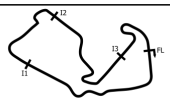

Results can be found at www.tsl-timing.com

Printed - 09:25 Saturday, 26 April 2025

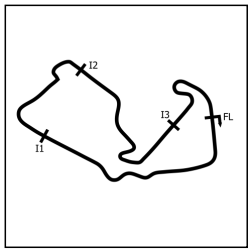

2025 Protyre Motorsport Ginetta GT Championship

SESSION 1 - QUALIFYING - SECTOR ANALYSIS

SECTOR 1 = FL to I1, SECTOR 2 = I1 to I2 SECTOR 3 = I2 to I3, SECTOR 4 = I3 to FL, DIFF = Difference To Personal Best Lap, P = Crossed Finish Line in Pit Lane, D = Time Disallowed

P1 37 PRO Hadley SIMPSON — Xentek Motorsport

IDEAL LAP TIME : 2:08.890 BEST LAP TIME : 2:09.141 DIFFERENCE : 0.251

LAP	SECTOR 1		SECTOR 2		SECTOR 3		SECTOR 4		LAP TIME		MPH	DIFF	TIME OF DAY
1 -	46.113	133.9	31.421	93.0	42.579	129.0	25.231	121.3	2:25.344		90.66	16.203	09:03:21.356
2 -	41.447	136.9	28.429	103.2	40.592	132.1	24.034	122.4	2:14.502		97.97	5.361	09:05:35.858
3 -	39.870	137.5	27.198	104.6	39.691	133.4	23.786	122.6	2:10.545		100.94	1.404	09:07:46.403
4 -	39.440	138.3	26.875	***104.8***	39.564	133.4	23.763	122.6	2:09.642	**(3)**	101.64	0.501	09:09:56.045
5 -	39.157	***138.6***	***26.736***	104.6	39.367	***134.2***	***23.663***	***122.9***	~~2:08.923~~	**D**	102.21		09:12:04.968
6 -	39.330	138.0	26.861	104.5	***39.361***	133.6	23.784	122.6	2:09.336	**(2)**	101.88	0.195	09:14:14.304
7 -	***39.130***	***138.6***	26.789	***104.8***	39.432	133.9	23.790	122.6	***2:09.141***	**(1)**	***102.04***		***09:16:23.445***
8 -	39.326	***138.6***	26.874	104.3	39.762	133.1	IN PIT		2:11.450	**P**	100.24	2.309	09:18:34.895

P2 39 PRO Cameron PRATT THOMPSON — SVG Motorsport

IDEAL LAP TIME : 2:09.162 BEST LAP TIME : 2:09.258 DIFFERENCE : 0.096

LAP	SECTOR 1		SECTOR 2		SECTOR 3		SECTOR 4		LAP TIME		MPH	DIFF	TIME OF DAY
1 -	45.502	133.9	31.004	94.6	42.739	131.0	25.068	122.0	2:24.313		91.31	15.055	09:03:21.609
2 -	41.568	138.3	28.754	103.8	40.529	133.6	24.280	122.9	2:15.131		97.51	5.873	09:05:36.740
3 -	39.950	138.0	27.164	104.3	39.796	134.2	24.008	122.9	2:10.918		100.65	1.660	09:07:47.658
4 -	39.298	***138.9***	26.902	***105.0***	39.457	***134.4***	***23.858***	***123.3***	2:09.515	**(2)**	101.74	0.257	09:09:57.173
5 -	39.279	138.6	26.798	104.8	***39.319***	134.2	23.862	123.1	***2:09.258***	**(1)**	***101.94***		***09:12:06.431***
6 -	***39.189***	***138.9***	***26.796***	104.8	39.404	134.2	23.891	122.6	~~2:09.280~~	**D**	101.93	0.022	09:14:15.711
7 -	39.321	138.6	26.947	104.6	39.446	134.2	23.882	123.1	~~2:09.596~~	**D**	101.68	0.338	09:16:25.307
8 -	41.026	130.5	27.408	103.7	39.760	133.9	23.940	122.9	2:12.134		99.73	2.876	09:18:37.441
9 -	39.746	138.0	27.068	103.5	39.818	133.6	23.993	122.0	2:10.625	**(3)**	100.88	1.367	09:20:48.066

P3 57 PRO/AM Nick WHITE — Raceway Motorsport

IDEAL LAP TIME : 2:09.187 BEST LAP TIME : 2:09.265 DIFFERENCE : 0.078

LAP	SECTOR 1		SECTOR 2		SECTOR 3		SECTOR 4		LAP TIME		MPH	DIFF	TIME OF DAY
1 -	52.148	97.3	35.548	84.9	51.263	85.8	28.300	108.3	2:47.259		78.78	37.994	09:03:58.374
2 -	46.233	105.6	31.175	90.3	42.770	131.5	25.017	122.2	2:25.195		90.75	15.930	09:06:23.569
3 -	40.378	138.6	27.613	103.7	40.120	134.2	24.747	122.2	2:12.858		99.18	3.593	09:08:36.427
4 -	39.687	139.2	27.017	105.0	39.320	134.7	***23.728***	***123.1***	2:09.752		101.56	0.487	09:10:46.179
5 -	39.377	***139.8***	26.839	105.1	***39.253***	***135.0***	23.796	122.6	***2:09.265***	**(1)**	***101.94***		***09:12:55.444***
6 -	39.454	139.2	***26.838***	***105.3***	39.444	134.4	23.801	122.6	2:09.537	**(3)**	101.72	0.272	09:15:04.981
7 -	39.424	138.9	26.901	104.6	39.377	133.9	23.794	122.9	2:09.496	**(2)**	101.76	0.231	09:17:14.477
8 -	***39.368***	139.2	27.078	105.0	48.168	75.7	27.220	122.6	2:21.834		92.90	12.569	09:19:36.311
9 -	39.776	138.0	29.492	85.2	47.886	97.9	IN PIT		2:32.641	**P**	86.33	23.376	09:22:08.952

P4 43 PRO Archie CLARK — MDD Racing

IDEAL LAP TIME : 2:09.201 BEST LAP TIME : 2:09.299 DIFFERENCE : 0.098

LAP	SECTOR 1		SECTOR 2		SECTOR 3		SECTOR 4		LAP TIME		MPH	DIFF	TIME OF DAY
1 -	50.952	105.6	36.200	72.0	50.587	109.1	27.752	110.3	2:45.491		79.62	36.192	09:03:50.579
2 -	44.495	130.8	31.688	87.9	43.779	126.8	25.667	113.9	2:25.629		90.48	16.330	09:06:16.208
3 -	42.767	129.5	28.451	102.6	41.028	128.5	24.664	***122.4***	2:16.910		96.25	7.611	09:08:33.118
4 -	39.757	137.5	27.087	105.0	39.439	132.8	23.866	121.7	2:10.149		101.25	0.850	09:10:43.267
5 -	39.436	137.2	***26.868***	***105.1***	39.328	133.4	***23.687***	121.7	2:09.319	**(2)**	101.90	0.020	09:12:52.586
6 -	43.094	110.3	29.434	104.2	41.309	120.2	25.601	122.0	2:19.438		94.50	10.139	09:15:12.024
7 -	39.573	***138.6***	26.948	***105.1***	39.396	133.1	23.746	122.0	2:09.663		101.63	0.364	09:17:21.687
8 -	***39.361***	138.3	26.925	***105.1***	***39.285***	133.6	23.728	122.0	***2:09.299***	**(1)**	***101.91***		***09:19:30.986***
9 -	39.520	138.3	26.920	***105.1***	39.290	***133.9***	23.809	121.3	2:09.539	**(3)**	101.72	0.240	09:21:40.525

Weather / Track : Bright / Dry

Silverstone GP: 3.6604 miles
Date: 26/04/2025 Start: 09:00 Finish: 09:20

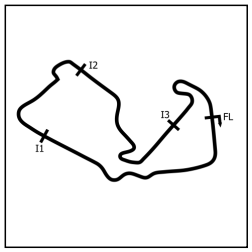

2025 Protyre Motorsport Ginetta GT Championship

SESSION 1 - QUALIFYING - SECTOR ANALYSIS

SECTOR 1 = FL to I1, SECTOR 2 = I1 to I2 SECTOR 3 = I2 to I3, SECTOR 4 = I3 to FL, DIFF = Difference To Personal Best Lap, P = Crossed Finish Line in Pit Lane, D = Time Disallowed

P5 23 PRO/AM Harry GAMBLE — Elite Motorsport

IDEAL LAP TIME : 2:09.338 BEST LAP TIME : 2:09.383 DIFFERENCE : 0.045

LAP	SECTOR 1		SECTOR 2		SECTOR 3		SECTOR 4		LAP TIME		MPH	DIFF	TIME OF DAY
1 -	47.624	128.0	30.388	95.4	43.269	128.8	25.560	105.7	2:26.841		89.74	17.458	09:03:16.260
2 -	42.732	131.3	28.395	102.9	40.739	129.0	24.243	122.0	2:16.109		96.81	6.726	09:05:32.369
3 -	39.882	136.6	27.214	104.5	39.539	132.8	23.814	122.2	2:10.449		101.01	1.066	09:07:42.818
4 -	39.433	137.2	26.945	104.3	39.604	132.6	***23.778***	***122.6***	2:09.760	(2)	101.55	0.377	09:09:52.578
5 -	***39.329***	***137.5***	26.926	***105.0***	***39.330***	132.8	23.798	122.2	***2:09.383***	(1)	***101.85***		***09:12:01.961***
6 -	39.528	136.3	27.129	104.0	39.773	133.1	23.963	121.7	~~2:10.393~~	D	101.06	1.010	09:14:12.354
7 -	39.464	136.9	***26.901***	104.8	39.527	132.8	23.916	122.0	2:09.808	(3)	101.51	0.425	09:16:22.162
8 -	40.468	111.1	28.090	104.0	39.967	***133.4***	24.180	122.0	~~2:12.705~~	D	99.30	3.322	09:18:34.867
9 -	39.637	***137.5***	27.828	99.4	43.588	127.8	IN PIT		2:20.306	P	93.92	10.923	09:20:55.173

P6 26 PRO Robert CRONIN — Elite Motorsport

IDEAL LAP TIME : 2:09.199 BEST LAP TIME : 2:09.410 DIFFERENCE : 0.211

LAP	SECTOR 1		SECTOR 2		SECTOR 3		SECTOR 4		LAP TIME		MPH	DIFF	TIME OF DAY
1 -	OUTLAP	92.6	34.345	87.2	51.180	96.4	28.036	113.1	3:10.002		69.35	1:00.592	09:04:14.405
2 -	49.423	99.2	33.956	60.6	51.521	113.5	25.844	122.0	2:40.744		81.97	31.334	09:06:55.149
3 -	40.262	136.1	27.415	104.0	39.697	132.1	***23.698***	***122.6***	2:11.072		100.53	1.662	09:09:06.221
4 -	39.437	136.3	26.952	104.6	39.454	132.3	24.218	122.0	2:10.061		101.32	0.651	09:11:16.282
5 -	43.280	118.7	30.028	94.1	42.259	128.0	24.560	122.0	~~2:20.127~~	D	94.04	10.717	09:13:36.409
6 -	39.455	136.6	27.002	104.5	39.529	132.6	23.865	122.2	2:09.851		101.48	0.441	09:15:46.260
7 -	39.343	***137.5***	***26.809***	***104.8***	***39.367***	***132.8***	23.891	122.2	***2:09.410***	(1)	***101.82***		***09:17:55.670***
8 -	39.335	136.9	26.977	104.3	39.419	132.1	23.729	122.4	2:09.460	(2)	101.79	0.050	09:20:05.130
9 -	***39.325***	137.2	26.953	103.7	39.494	***132.8***	23.889	122.4	2:09.661	(3)	101.63	0.251	09:22:14.791

P7 12 PRO Jack COLLINS — E3 Sport

IDEAL LAP TIME : 2:09.314 BEST LAP TIME : 2:09.420 DIFFERENCE : 0.106

LAP	SECTOR 1		SECTOR 2		SECTOR 3		SECTOR 4		LAP TIME		MPH	DIFF	TIME OF DAY
1 -	48.772	124.5	31.602	96.1	48.722	108.7	27.738	110.1	2:36.834		84.02	27.414	09:03:34.039
2 -	46.864	120.0	34.876	80.2	50.224	99.8	26.155	122.2	2:38.119		83.34	28.699	09:06:12.158
3 -	40.647	131.0	29.031	100.6	40.539	131.0	24.534	***123.6***	2:14.751		97.79	5.331	09:08:26.909
4 -	39.426	***138.3***	27.063	104.8	39.608	132.8	23.864	122.9	2:09.961		101.39	0.541	09:10:36.870
5 -	39.394	137.7	***26.896***	104.5	***39.446***	133.9	***23.684***	122.4	***2:09.420***	(1)	***101.82***		***09:12:46.290***
6 -	39.468	137.2	26.963	104.5	39.564	133.4	23.776	122.4	2:09.771	(3)	101.54	0.351	09:14:56.061
7 -	***39.288***	138.0	26.956	***105.0***	39.601	***134.2***	23.790	123.1	2:09.635	(2)	101.65	0.215	09:17:05.696
8 -	41.957	128.5	28.736	102.9	40.627	131.3	IN PIT		2:18.428	P	95.19	9.008	09:19:24.124

P8 33 PRO/AM Mike TAYLOR — Triple M Motorsport

IDEAL LAP TIME : 2:08.973 BEST LAP TIME : 2:09.448 DIFFERENCE : 0.475

LAP	SECTOR 1		SECTOR 2		SECTOR 3		SECTOR 4		LAP TIME		MPH	DIFF	TIME OF DAY
1 -	45.396	130.8	29.616	100.7	41.942	129.3	24.923	120.0	2:21.877		92.88	12.429	09:03:09.700
2 -	41.189	130.3	27.831	103.0	40.341	128.8	24.250	121.3	2:13.611		98.62	4.163	09:05:23.311
3 -	39.677	136.9	27.182	***104.2***	39.380	***133.1***	23.940	121.5	2:10.179		101.22	0.731	09:07:33.490
4 -	39.461	***137.5***	27.212	***104.2***	39.578	132.6	23.733	121.7	2:09.984	(3)	101.38	0.536	09:09:43.474
5 -	39.613	***137.5***	26.990	103.8	***39.268***	132.3	***23.577***	122.2	***2:09.448***	(1)	***101.79***		***09:11:52.922***
6 -	39.438	***137.5***	26.872	***104.2***	39.723	132.8	24.443	***122.4***	2:10.476		100.99	1.028	09:14:03.398
7 -	39.717	135.5	27.310	101.2	41.278	131.8	23.919	121.1	2:12.224		99.66	2.776	09:16:15.622
8 -	39.650	***137.5***	***26.857***	103.4	39.637	132.1	23.907	122.0	2:10.051		101.32	0.603	09:18:25.673
9 -	***39.271***	***137.5***	27.083	103.8	39.833	132.6	23.710	122.2	2:09.897	(2)	101.44	0.449	09:20:35.570

Weather / Track : Bright / Dry

Silverstone GP: 3.6604 miles
Date: 26/04/2025 Start: 09:00 Finish: 09:20

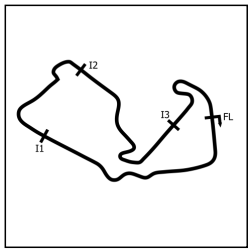

2025 Protyre Motorsport Ginetta GT Championship

SESSION 1 - QUALIFYING - SECTOR ANALYSIS

SECTOR 1 = FL to I1, SECTOR 2 = I1 to I2 SECTOR 3 = I2 to I3, SECTOR 4 = I3 to FL, DIFF = Difference To Personal Best Lap, P = Crossed Finish Line in Pit Lane, D = Time Disallowed

P9 1 PRO Mckenzie DOUGLASS — Fox Motorsport

IDEAL LAP TIME : 2:09.355 BEST LAP TIME : 2:09.482 DIFFERENCE : 0.127

LAP	SECTOR 1		SECTOR 2		SECTOR 3		SECTOR 4		LAP TIME		MPH	DIFF	TIME OF DAY
1 -	51.912	90.4	35.369	85.8	51.180	89.5	28.935	98.3	2:47.396		78.72	37.914	09:03:57.915
2 -	47.538	109.6	31.223	93.7	43.098	122.9	24.751	122.0	2:26.610		89.88	17.128	09:06:24.525
3 -	40.941	131.0	27.543	104.0	40.595	127.5	24.632	121.5	2:13.711		98.55	4.229	09:08:38.236
4 -	39.498	***138.0***	26.967	104.2	***39.344***	133.4	***23.713***	***122.2***	2:09.522	**(2)**	101.74	0.040	09:10:47.758
5 -	***39.363***	***138.0***	***26.935***	***104.3***	39.401	***133.6***	23.783	122.0	***2:09.482***	**(1)**	***101.77***		***09:12:57.240***
6 -	39.424	***138.0***	27.595	102.9	41.747	118.9	25.060	121.5	2:13.826		98.46	4.344	09:15:11.066
7 -	40.636	119.8	27.974	103.5	40.265	133.4	24.265	122.0	~~2:13.140~~	**D**	98.97	3.658	09:17:24.206
8 -	39.577	***138.0***	27.123	103.8	39.730	132.6	23.954	***122.2***	2:10.384	**(3)**	101.06	0.902	09:19:34.590
9 -	40.124	136.3	31.410	88.4	48.579	95.7	IN PIT		2:36.600	**P**	84.14	27.118	09:22:11.190

P10 27 PRO/AM Alex DUNCAN — Xentek Motorsport

IDEAL LAP TIME : 2:09.581 BEST LAP TIME : 2:09.588 DIFFERENCE : 0.007

LAP	SECTOR 1		SECTOR 2		SECTOR 3		SECTOR 4		LAP TIME		MPH	DIFF	TIME OF DAY
1 -	51.374	108.7	33.180	89.7	51.507	113.7	27.506	113.9	2:43.567		80.56	33.979	09:03:49.529
2 -	45.993	124.7	32.912	87.8	43.884	130.0	25.128	116.3	2:27.917		89.08	18.329	09:06:17.446
3 -	43.115	133.9	27.944	103.4	41.057	133.6	24.462	***123.3***	2:16.578		96.48	6.990	09:08:34.024
4 -	39.575	***139.2***	27.056	***105.3***	***39.308***	134.2	23.889	122.9	2:09.828	**(2)**	101.50	0.240	09:10:43.852
5 -	***39.569***	138.9	***26.890***	105.0	39.315	***134.4***	***23.814***	122.9	***2:09.588***	**(1)**	***101.68***		***09:12:53.440***
6 -	40.222	137.2	26.894	104.6	39.843	132.8	25.176	122.9	2:12.135		99.72	2.547	09:15:05.575
7 -	39.616	138.9	26.967	104.8	39.466	133.9	23.917	122.9	2:09.966	**(3)**	101.39	0.378	09:17:15.541
8 -	39.761	***139.2***	27.142	104.6	40.531	130.5	25.189	122.9	2:12.623		99.36	3.035	09:19:28.164
9 -	39.663	138.3	27.054	104.2	39.828	133.6	IN PIT		2:21.130	**P**	93.37	11.542	09:21:49.294

P11 63 PRO/AM Ali JUFFALI — Elite Motorsport

IDEAL LAP TIME : 2:10.317 BEST LAP TIME : 2:10.552 DIFFERENCE : 0.235

LAP	SECTOR 1		SECTOR 2		SECTOR 3		SECTOR 4		LAP TIME		MPH	DIFF	TIME OF DAY
1 -	49.628	113.9	32.417	85.7	47.789	92.9	26.701	117.6	2:36.535		84.18	25.983	09:03:27.924
2 -	45.904	97.9	30.146	101.9	43.984	88.4	26.366	122.0	2:26.400		90.01	15.848	09:05:54.324
3 -	40.763	136.1	27.743	104.0	40.315	132.8	24.452	121.7	2:13.273		98.87	2.721	09:08:07.597
4 -	40.211	136.6	27.461	***104.5***	40.169	132.6	24.152	***122.6***	2:11.993		99.83	1.441	09:10:19.590
5 -	39.842	136.9	27.164	104.3	39.745	***133.4***	23.995	122.2	2:10.746	**(3)**	100.78	0.194	09:12:30.336
6 -	***39.690***	136.3	27.295	104.2	39.814	133.1	24.066	122.4	2:10.865		100.69	0.313	09:14:41.201
7 -	39.810	136.9	27.092	104.3	39.788	133.1	***23.862***	122.4	***2:10.552***	**(1)**	***100.93***		***09:16:51.753***
8 -	39.916	***137.7***	27.225	103.8	39.911	132.6	23.903	***122.6***	2:10.955		100.62	0.403	09:19:02.708
9 -	39.787	136.6	***27.022***	104.0	***39.743***	132.8	24.028	122.2	2:10.580	**(2)**	100.91	0.028	09:21:13.288

P12 21 AM Luke SHAW — Raceway Motorsport

IDEAL LAP TIME : 2:10.427 BEST LAP TIME : 2:10.847 DIFFERENCE : 0.420

LAP	SECTOR 1		SECTOR 2		SECTOR 3		SECTOR 4		LAP TIME		MPH	DIFF	TIME OF DAY
1 -	51.317	98.5	35.439	89.5	51.136	84.8	28.803	109.2	2:46.695		79.05	35.848	09:03:59.636
2 -	46.846	106.6	30.856	94.9	43.537	122.2	24.761	122.4	2:26.000		90.25	15.153	09:06:25.636
3 -	41.170	132.6	27.831	103.7	40.094	132.1	24.493	***123.1***	2:13.588		98.64	2.741	09:08:39.224
4 -	39.926	138.3	27.663	103.2	***39.601***	***134.2***	24.141	122.6	2:11.331		100.34	0.484	09:10:50.555
5 -	***39.663***	***138.9***	27.394	104.3	39.812	133.9	23.978	122.4	***2:10.847***	**(1)**	***100.71***		***09:13:01.402***
6 -	39.706	137.7	27.587	***104.6***	41.932	116.5	25.813	122.2	2:15.038		97.58	4.191	09:15:16.440
7 -	39.778	138.0	27.388	104.5	40.365	132.8	24.017	122.2	2:11.548		100.17	0.701	09:17:27.988
8 -	39.848	138.0	***27.275***	104.3	39.920	133.9	24.110	122.4	2:11.153	**(3)**	100.47	0.306	09:19:39.141
9 -	39.846	138.6	27.344	104.0	39.824	133.6	***23.888***	122.2	2:10.902	**(2)**	100.66	0.055	09:21:50.043

Weather / Track : Bright / Dry

Silverstone GP: 3.6604 miles
Date: 26/04/2025 Start: 09:00 Finish: 09:20

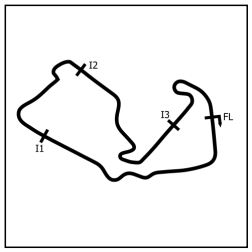

2025 Protyre Motorsport Ginetta GT Championship

SESSION 1 - QUALIFYING - SECTOR ANALYSIS

SECTOR 1 = FL to I1, SECTOR 2 = I1 to I2 SECTOR 3 = I2 to I3, SECTOR 4 = I3 to FL, DIFF = Difference To Personal Best Lap, P = Crossed Finish Line in Pit Lane, D = Time Disallowed

P13 44 AM Peter MANGION — Elite Motorsport

IDEAL LAP TIME : 2:10.950 BEST LAP TIME : 2:10.950 DIFFERENCE : 0.000

LAP	SECTOR 1		SECTOR 2		SECTOR 3		SECTOR 4		LAP TIME		MPH	DIFF	TIME OF DAY
1 -	48.123	131.3	31.759	94.1	43.511	116.1	26.318	120.2	2:29.711		88.02	18.761	09:03:20.115
2 -	42.553	137.5	31.078	86.0	42.422	132.1	24.506	122.4	2:20.559		93.75	9.609	09:05:40.674
3 -	40.206	137.7	27.643	104.0	40.086	***133.4***	24.118	122.9	2:12.053	**(3)**	99.79	1.103	09:07:52.727
4 -	40.363	136.9	27.560	103.5	39.963	***133.4***	24.215	***123.1***	2:12.101		99.75	1.151	09:10:04.828
5 -	46.484	108.0	31.215	93.0	44.051	122.6	24.641	122.0	2:26.391		90.01	15.441	09:12:31.219
6 -	***39.914***	***138.0***	***27.151***	104.0	***39.857***	***133.4***	***24.028***	122.6	***2:10.950***	**(1)**	***100.63***		***09:14:42.169***
7 -	40.136	136.6	27.312	104.0	39.894	***133.4***	24.099	122.2	2:11.441	**(2)**	100.25	0.491	09:16:53.610
8 -	39.964	***138.0***	27.188	***104.3***	39.904	132.3	24.162	122.9	~~2:11.218~~	**D**	100.42	0.268	09:19:04.828
9 -	39.953	136.9	27.203	104.0	39.868	***133.4***	24.289	122.6	~~2:11.313~~	**D**	100.35	0.363	09:21:16.141

P14 19 AM Carl GARNETT — Breakell Racing

IDEAL LAP TIME : 2:11.233 BEST LAP TIME : 2:11.285 DIFFERENCE : 0.052

LAP	SECTOR 1		SECTOR 2		SECTOR 3		SECTOR 4		LAP TIME		MPH	DIFF	TIME OF DAY
1 -	55.672	67.5	36.075	89.3	52.252	77.4	28.096	118.9	2:52.095		76.57	40.810	09:04:05.482
2 -	53.531	67.2	32.593	98.2	42.700	132.3	25.470	121.5	2:34.294		85.40	23.009	09:06:39.776
3 -	41.736	135.0	28.261	103.7	40.511	132.6	25.054	121.3	2:15.562		97.20	4.277	09:08:55.338
4 -	40.482	136.3	27.706	***104.8***	39.930	132.8	24.473	***122.0***	~~2:12.591~~	**D**	99.38	1.306	09:11:07.929
5 -	40.350	136.6	27.386	104.6	***39.838***	133.1	24.472	121.7	2:12.046	**(3)**	99.79	0.761	09:13:19.975
6 -	40.039	***137.5***	27.340	104.3	39.914	***133.4***	24.340	***122.0***	2:11.633	**(2)**	100.11	0.348	09:15:31.608
7 -	***39.997***	***137.5***	***27.207***	103.8	39.890	133.1	***24.191***	***122.0***	***2:11.285***	**(1)**	***100.37***		***09:17:42.893***
8 -	40.076	***137.5***	29.638	88.1	43.516	132.6	24.734	***122.0***	2:17.964		95.51	6.679	09:20:00.857
9 -	40.390	136.3	27.533	103.5	41.480	88.0	25.700	121.7	2:15.103		97.53	3.818	09:22:15.960

P15 3 AM James TOWNSEND — SVG Motorsport

IDEAL LAP TIME : 2:11.589 BEST LAP TIME : 2:12.050 DIFFERENCE : 0.461

LAP	SECTOR 1		SECTOR 2		SECTOR 3		SECTOR 4		LAP TIME		MPH	DIFF	TIME OF DAY
1 -	57.674	98.1	35.004	83.3	50.287	103.7	27.755	115.5	2:50.720		77.18	38.670	09:04:16.392
2 -	49.065	86.2	33.002	57.8	44.965	131.3	25.494	121.1	2:32.526		86.39	20.476	09:06:48.918
3 -	41.681	135.2	28.041	103.8	40.373	132.1	24.488	***122.4***	2:14.583		97.91	2.533	09:09:03.501
4 -	40.455	136.6	27.646	103.5	40.254	132.8	24.189	122.2	~~2:12.544~~	**D**	99.42	0.494	09:11:16.045
5 -	40.730	135.2	27.691	103.0	40.234	***133.1***	***23.925***	121.1	2:12.580	**(2)**	99.39	0.530	09:13:28.625
6 -	40.195	137.5	27.741	103.0	***40.026***	132.6	24.088	121.1	***2:12.050***	**(1)**	***99.79***		***09:15:40.675***
7 -	40.333	137.7	27.507	103.2	40.758	115.5	26.567	117.4	2:15.165		97.49	3.115	09:17:55.840
8 -	40.787	***138.3***	***27.446***	***104.0***	40.876	132.3	24.800	121.3	2:13.909	**(3)**	98.40	1.859	09:20:09.749
9 -	***40.192***	136.9	28.105	102.9	41.381	128.8	IN PIT		~~2:18.586~~	**D**	95.08	6.536	09:22:28.335

P16 47 AM Emma TOMLINSON — DTO Motorsport

IDEAL LAP TIME : 2:11.917 BEST LAP TIME : 2:12.179 DIFFERENCE : 0.262

LAP	SECTOR 1		SECTOR 2		SECTOR 3		SECTOR 4		LAP TIME		MPH	DIFF	TIME OF DAY
1 -	48.409	131.5	31.448	93.9	46.396	109.6	26.155	117.8	2:32.408		86.46	20.229	09:03:19.772
2 -	42.347	132.1	28.236	101.6	42.060	110.7	26.007	121.7	2:18.650		95.04	6.471	09:05:38.422
3 -	40.901	136.9	27.673	102.6	40.628	***132.6***	24.359	122.0	2:13.561		98.66	1.382	09:07:51.983
4 -	40.503	136.9	27.490	103.2	40.222	132.1	***24.027***	121.7	2:12.242	**(2)**	99.64	0.063	09:10:04.225
5 -	41.827	131.5	29.055	99.5	42.221	124.9	25.473	121.7	~~2:18.576~~	**D**	95.09	6.397	09:12:22.801
6 -	40.412	***137.2***	***27.393***	103.4	***40.190***	***132.6***	24.184	121.7	***2:12.179***	**(1)**	***99.69***		***09:14:34.980***
7 -	40.326	136.9	27.528	***103.7***	40.397	132.3	24.160	122.0	2:12.411	**(3)**	99.52	0.232	09:16:47.391
8 -	***40.307***	136.6	27.521	103.2	44.133	119.6	24.902	***122.4***	2:16.863		96.28	4.684	09:19:04.254
9 -	43.134	126.6	30.763	92.8	47.050	105.6	IN PIT		2:36.293	**P**	84.31	24.114	09:21:40.547

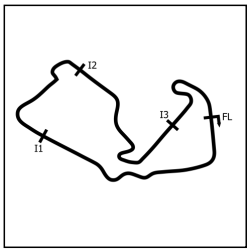

2025 Protyre Motorsport Ginetta GT Championship

SESSION 1 - QUALIFYING - SECTOR ANALYSIS

SECTOR 1 = FL to I1, SECTOR 2 = I1 to I2 SECTOR 3 = I2 to I3, SECTOR 4 = I3 to FL, DIFF = Difference To Personal Best Lap, P = Crossed Finish Line in Pit Lane, D = Time Disallowed

P17 78 AM Colin WHITE — CWS Engineering

IDEAL LAP TIME : 2:11.823 BEST LAP TIME : 2:12.262 DIFFERENCE : 0.439

LAP	SECTOR 1		SECTOR 2		SECTOR 3		SECTOR 4		LAP TIME	MPH	DIFF	TIME OF DAY
1 -	50.805	120.6	32.180	92.1	46.751	127.3	26.897	120.6	2:36.633	84.13	24.371	09:03:40.146
2 -	42.723	136.6	29.496	101.6	41.661	131.0	24.966	120.6	2:18.846	94.90	6.584	09:05:58.992
3 -	40.770	136.1	27.679	103.8	40.326	***133.1***	24.536	122.2	2:13.311	98.84	1.049	09:08:12.303
4 -	40.417	***136.9***	27.623	103.2	***40.141***	132.6	24.273	***122.4***	2:12.454 **(3)**	99.48	0.192	09:10:24.757
5 -	40.314	136.6	27.457	***104.2***	40.890	132.6	24.343	121.1	2:13.004	99.07	0.742	09:12:37.761
6 -	40.942	136.3	27.285	103.8	40.663	132.8	24.418	121.7	2:13.308	98.85	1.046	09:14:51.069
7 -	***40.257***	***136.9***	27.501	103.5	40.623	***133.1***	24.262	121.3	2:12.643	99.34	0.381	09:17:03.712
8 -	40.375	***136.9***	27.310	103.8	40.285	132.3	24.301	122.2	2:12.271 **(2)**	99.62	0.009	09:19:15.983
9 -	40.422	***136.9***	***27.226***	103.8	40.415	132.8	***24.199***	122.0	***2:12.262*** **(1)**	***99.63***		***09:21:28.245***

P18 4 AM Oliver FORDHAM — Fox Motorsport

IDEAL LAP TIME : 2:12.161 BEST LAP TIME : 2:12.292 DIFFERENCE : 0.131

LAP	SECTOR 1		SECTOR 2		SECTOR 3		SECTOR 4		LAP TIME	MPH	DIFF	TIME OF DAY
1 -	50.912	99.7	32.243	93.0	46.768	99.4	27.247	117.2	2:37.170	83.84	24.878	09:03:36.670
2 -	46.065	117.1	30.227	101.9	43.332	100.4	25.909	121.3	2:25.533	90.54	13.241	09:06:02.203
3 -	41.103	136.3	27.988	103.4	40.630	132.1	***24.439***	121.1	2:14.160	98.22	1.868	09:08:16.363
4 -	40.633	***136.9***	27.536	103.4	***40.091***	132.6	25.145	120.6	2:13.405	98.78	1.113	09:10:29.768
5 -	40.324	136.6	***27.390***	102.2	40.115	***133.1***	24.463	***121.5***	***2:12.292*** **(1)**	***99.61***		***09:12:42.060***
6 -	***40.241***	***136.9***	27.550	102.1	1:08.912	126.8	25.173	120.2	2:41.876	81.40	29.584	09:15:23.936
7 -	40.463	136.6	27.578	***103.5***	40.346	132.1	24.538	121.1	2:12.925 **(2)**	99.13	0.633	09:17:36.861
8 -	40.610	136.6	27.824	101.8	40.652	132.1	24.749	121.3	2:13.835	98.46	1.543	09:19:50.696
9 -	40.472	136.6	27.610	102.2	40.384	132.3	24.459	120.6	2:12.925 **(2)**	99.13	0.633	09:22:03.621

P19 11 AM Amy TOMLINSON — Raceway Motorsport

IDEAL LAP TIME : 2:12.692 BEST LAP TIME : 2:12.889 DIFFERENCE : 0.197

LAP	SECTOR 1		SECTOR 2		SECTOR 3		SECTOR 4		LAP TIME	MPH	DIFF	TIME OF DAY
1 -	53.890	104.3	35.474	83.6	50.999	92.3	28.779	111.4	2:49.142	77.90	36.253	09:04:00.414
2 -	47.279	115.5	31.523	94.5	42.971	130.8	26.005	120.2	2:27.778	89.17	14.889	09:06:28.192
3 -	41.833	136.9	28.846	99.2	41.329	***133.1***	25.319	120.8	2:17.327	95.95	4.438	09:08:45.519
4 -	41.060	136.9	28.528	102.2	40.765	132.8	25.109	120.8	2:15.462	97.28	2.573	09:11:00.981
5 -	40.584	136.9	28.177	103.0	40.429	***133.1***	25.018	120.2	2:14.208	98.18	1.319	09:13:15.189
6 -	40.470	137.2	27.859	102.4	40.617	132.6	***24.646***	***121.5***	2:13.592 **(2)**	98.64	0.703	09:15:28.781
7 -	***40.261***	137.5	***27.705***	***103.7***	***40.080***	132.8	24.843	120.8	***2:12.889*** **(1)**	***99.16***		***09:17:41.670***
8 -	40.364	***137.7***	27.995	101.6	40.552	132.8	24.811	121.3	2:13.722 **(3)**	98.54	0.833	09:19:55.392
9 -	40.376	136.9	27.800	103.0	40.798	132.8	24.842	120.6	2:13.816	98.47	0.927	09:22:09.208

2025 Protyre Motorsport Ginetta GT Championship

SESSION 1 - QUALIFYING - BEST SECTORS

	SECTOR 1		SECTOR 2		SECTOR 3		SECTOR 4	
POS	NO	TIME	NO	TIME	NO	TIME	NO	TIME
1	37	39.130	37	26.736	57	39.253	33	23.577
2	39	39.189	39	26.796	33	39.268	37	23.663
3	33	39.271	26	26.809	43	39.285	12	23.684
4	12	39.288	57	26.838	27	39.308	43	23.687
5	26	39.325	33	26.857	39	39.319	26	23.698
6	23	39.329	43	26.868	23	39.330	1	23.713
7	43	39.361	27	26.890	1	39.344	57	23.728
8	1	39.363	12	26.896	37	39.361	23	23.778
9	57	39.368	23	26.901	26	39.367	27	23.814
10	27	39.569	1	26.935	12	39.446	39	23.858
11	21	39.663	63	27.022	21	39.601	63	23.862
12	63	39.690	44	27.151	63	39.743	21	23.888
13	44	39.914	19	27.207	19	39.838	3	23.925
14	19	39.997	78	27.226	44	39.857	47	24.027
15	3	40.192	21	27.275	3	40.026	44	24.028
16	4	40.241	4	27.390	11	40.080	19	24.191
17	78	40.257	47	27.393	4	40.091	78	24.199
18	11	40.261	3	27.446	78	40.141	4	24.439
19	47	40.307	11	27.705	47	40.190	11	24.646

IDEAL / BEST COMPARISON

			IDEAL	BEST	DIFF
		PERFECT LAP	2:08.696		
1	37	SIMPSON	2:08.890	2:09.141	0.251
2	33	TAYLOR	2:08.973	2:09.448	0.475
3	39	PRATT THOMPSON	2:09.162	2:09.258	0.096
4	57	WHITE	2:09.187	2:09.265	0.078
5	26	CRONIN	2:09.199	2:09.410	0.211
6	43	CLARK	2:09.201	2:09.299	0.098
7	12	COLLINS	2:09.314	2:09.420	0.106
8	23	GAMBLE	2:09.338	2:09.383	0.045
9	1	DOUGLASS	2:09.355	2:09.482	0.127
10	27	DUNCAN	2:09.581	2:09.588	0.007
11	63	JUFFALI	2:10.317	2:10.552	0.235
12	21	SHAW	2:10.427	2:10.847	0.420
13	44	MANGION	2:10.950	2:10.950	0.000
14	19	GARNETT	2:11.233	2:11.285	0.052
15	3	TOWNSEND	2:11.589	2:12.050	0.461
16	78	WHITE	2:11.823	2:12.262	0.439
17	47	TOMLINSON	2:11.917	2:12.179	0.262
18	4	FORDHAM	2:12.161	2:12.292	0.131
19	11	TOMLINSON	2:12.692	2:12.889	0.197

Weather / Track : Bright / Dry

Silverstone GP: 3.6604 miles
Date: 26/04/2025 Start: 09:00 Finish: 09:20

Results can be found at www.tsl-timing.com

Printed - 09:24 Saturday, 26 April 2025

2025 Protyre Motorsport Ginetta GT Championship

SESSION 1 - QUALIFYING - BEST SPEEDS

	INTERMEDIATE 1			INTERMEDIATE 2			INTERMEDIATE 3			FINISH LINE		
POS	NO	NAME	MPH	NO	NAME	MPH	NO	NAME	MPH	NO	NAME	MPH
1	57	WHITE	139.8	57	WHITE	105.3	57	WHITE	135.0	12	COLLINS	123.6
2	27	DUNCAN	139.2	27	DUNCAN	105.3	39	PRATT THOMPSON	134.4	39	PRATT THOMPSON	123.3
3	39	PRATT THOMPSON	138.9	43	CLARK	105.1	27	DUNCAN	134.4	27	DUNCAN	123.3
4	21	SHAW	138.9	39	PRATT THOMPSON	105.0	37	SIMPSON	134.2	57	WHITE	123.1
5	37	SIMPSON	138.6	23	GAMBLE	105.0	12	COLLINS	134.2	21	SHAW	123.1
6	43	CLARK	138.6	12	COLLINS	105.0	21	SHAW	134.2	44	MANGION	123.1
7	12	COLLINS	138.3	37	SIMPSON	104.8	43	CLARK	133.9	37	SIMPSON	122.9
8	3	TOWNSEND	138.3	26	CRONIN	104.8	1	DOUGLASS	133.6	23	GAMBLE	122.6
9	1	DOUGLASS	138.0	19	GARNETT	104.8	23	GAMBLE	133.4	26	CRONIN	122.6
10	44	MANGION	138.0	21	SHAW	104.6	63	JUFFALI	133.4	63	JUFFALI	122.6
11	63	JUFFALI	137.7	63	JUFFALI	104.5	44	MANGION	133.4	43	CLARK	122.4
12	11	TOMLINSON	137.7	1	DOUGLASS	104.3	19	GARNETT	133.4	33	TAYLOR	122.4
13	23	GAMBLE	137.5	44	MANGION	104.3	33	TAYLOR	133.1	3	TOWNSEND	122.4
14	26	CRONIN	137.5	33	TAYLOR	104.2	3	TOWNSEND	133.1	47	TOMLINSON	122.4
15	33	TAYLOR	137.5	78	WHITE	104.2	78	WHITE	133.1	78	WHITE	122.4
16	19	GARNETT	137.5	3	TOWNSEND	104.0	4	FORDHAM	133.1	1	DOUGLASS	122.2
17	47	TOMLINSON	137.2	47	TOMLINSON	103.7	11	TOMLINSON	133.1	19	GARNETT	122.0
18	78	WHITE	136.9	11	TOMLINSON	103.7	26	CRONIN	132.8	4	FORDHAM	121.5
19	4	FORDHAM	136.9	4	FORDHAM	103.5	47	TOMLINSON	132.6	11	TOMLINSON	121.5

Weather / Track : Bright / Dry

Silverstone GP: 3.6604 miles
Date: 26/04/2025 Start: 09:00 Finish: 09:20

Results can be found at www.tsl-timing.com

Printed - 09:24 Saturday, 26 April 2025

2025 Protyre Motorsport Ginetta GT Championship

SESSION 1 - QUALIFYING - STATISTICS

Competitors Started	19
Planned Start	2025-04-26 @ 09:00:00.000
Actual Start	2025-04-26 @ 09:00:09.076
Finish Time	2025-04-26 @ 09:20:10.507
Track Length	3.6604mi.
Total Laps	169
Total Distance Covered	618.6241mi.

Session Fastest Lap History

NO	CL	NAME	LAP TIME	TIME OF DAY	LAP	VEHICLE
33	PRO-AM	**Mike TAYLOR**	**2:21.877**	09:03:09.701	1	Triple M Motorsport
33	PRO-AM	**Mike TAYLOR**	**2:13.611**	09:05:23.312	2	Triple M Motorsport
33	PRO-AM	**Mike TAYLOR**	**2:10.179**	09:07:33.490	3	Triple M Motorsport
33	PRO-AM	**Mike TAYLOR**	**2:09.984**	09:09:43.474	4	Triple M Motorsport
23	PRO-AM	**Harry GAMBLE**	**2:09.760**	09:09:52.583	4	Elite Motorsport
37	PRO	**Hadley SIMPSON**	**2:09.642**	09:09:56.046	4	Xentek Motorsport
39	PRO	**Cameron PRATT THOMPSON**	**2:09.515**	09:09:57.167	4	SVG Motorsport
33	PRO-AM	**Mike TAYLOR**	**2:09.448**	09:11:52.922	5	Triple M Motorsport
23	PRO-AM	**Harry GAMBLE**	**2:09.383**	09:12:01.965	5	Elite Motorsport
39	PRO	**Cameron PRATT THOMPSON**	**2:09.258**	09:12:06.425	5	SVG Motorsport
37	PRO	**Hadley SIMPSON**	**2:09.141**	09:16:23.446	7	Xentek Motorsport

Flag History

TYPE	TIME OF DAY
GREEN	09:00:09.076
FINISH	09:20:10.507

Flag Statistics

TYPE	COUNT	TOTAL LAPS	TOTAL TIME
Green	1	9	22:52.520
Red	0	0	0.000
Safety Car	0	0	0.000
FCY	0	0	0.000

Weather / Track : Bright / Dry

Silverstone GP: 3.6604 miles
Date: 26/04/2025 Start: 09:00 Finish: 09:20

2025 Protyre Motorsport Ginetta GT Championship

SESSION 1 - QUALIFYING - STATISTICS

CLASS : PRO

6 Starters

Fastest Lap History

NO	NAME	LAP TIME	TIME OF DAY	LAP	VEHICLE
37	**Hadley SIMPSON**	**2:25.344**	09:03:21.356	1	Xentek Motorsport
39	**Cameron PRATT THOMPSON**	**2:24.313**	09:03:21.603	1	SVG Motorsport
37	**Hadley SIMPSON**	**2:14.502**	09:05:35.859	2	Xentek Motorsport
37	**Hadley SIMPSON**	**2:10.545**	09:07:46.404	3	Xentek Motorsport
37	**Hadley SIMPSON**	**2:09.642**	09:09:56.046	4	Xentek Motorsport
39	**Cameron PRATT THOMPSON**	**2:09.515**	09:09:57.167	4	SVG Motorsport
39	**Cameron PRATT THOMPSON**	**2:09.258**	09:12:06.425	5	SVG Motorsport
37	**Hadley SIMPSON**	**2:09.141**	09:16:23.446	7	Xentek Motorsport

Weather / Track : Bright / Dry

Silverstone GP: 3.6604 miles
Date: 26/04/2025 Start: 09:00 Finish: 09:20

2025 Protyre Motorsport Ginetta GT Championship

SESSION 1 - QUALIFYING - STATISTICS

CLASS : PRO-AM

5 Starters

Fastest Lap History

NO	NAME	LAP TIME	TIME OF DAY	LAP	VEHICLE
33	**Mike TAYLOR**	**2:21.877**	09:03:09.701	1	Triple M Motorsport
33	**Mike TAYLOR**	**2:13.611**	09:05:23.312	2	Triple M Motorsport
33	**Mike TAYLOR**	**2:10.179**	09:07:33.490	3	Triple M Motorsport
33	**Mike TAYLOR**	**2:09.984**	09:09:43.474	4	Triple M Motorsport
23	**Harry GAMBLE**	**2:09.760**	09:09:52.583	4	Elite Motorsport
57	**Nick WHITE**	**2:09.752**	09:10:46.181	4	Raceway Motorsport
33	**Mike TAYLOR**	**2:09.448**	09:11:52.922	5	Triple M Motorsport
23	**Harry GAMBLE**	**2:09.383**	09:12:01.965	5	Elite Motorsport
57	**Nick WHITE**	**2:09.265**	09:12:55.447	5	Raceway Motorsport

Weather / Track : Bright / Dry

Silverstone GP: 3.6604 miles
Date: 26/04/2025 Start: 09:00 Finish: 09:20

2025 Protyre Motorsport Ginetta GT Championship

SESSION 1 - QUALIFYING - STATISTICS

CLASS : AM

8 Starters

Fastest Lap History

NO	NAME	LAP TIME	TIME OF DAY	LAP	VEHICLE
47	**Emma TOMLINSON**	**2:32.408**	09:03:19.773	1	DTO Motorsport
44	**Peter MANGION**	**2:29.711**	09:03:20.119	1	Elite Motorsport
47	**Emma TOMLINSON**	**2:18.650**	09:05:38.424	2	DTO Motorsport
47	**Emma TOMLINSON**	**2:13.561**	09:07:51.984	3	DTO Motorsport
44	**Peter MANGION**	**2:12.053**	09:07:52.730	3	Elite Motorsport
21	**Luke SHAW**	**2:11.331**	09:10:50.556	4	Raceway Motorsport
21	**Luke SHAW**	**2:10.847**	09:13:01.403	5	Raceway Motorsport

Weather / Track : Bright / Dry

Silverstone GP: 3.6604 miles
Date: 26/04/2025 Start: 09:00 Finish: 09:20

2025 Protyre Motorsport Ginetta GT Championship

SESSION 1 - QUALIFYING - WEATHER CONDITIONS

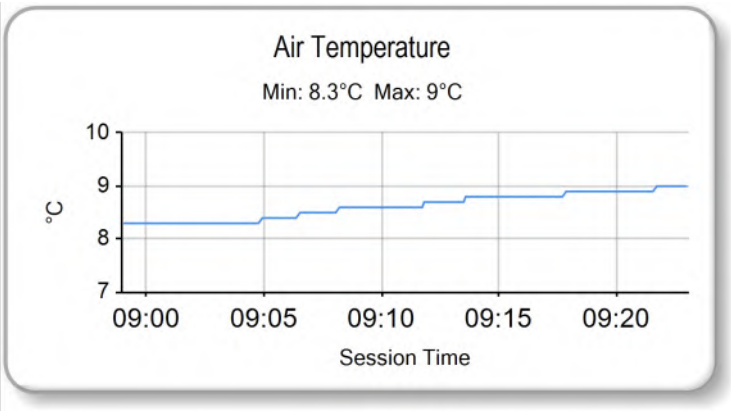

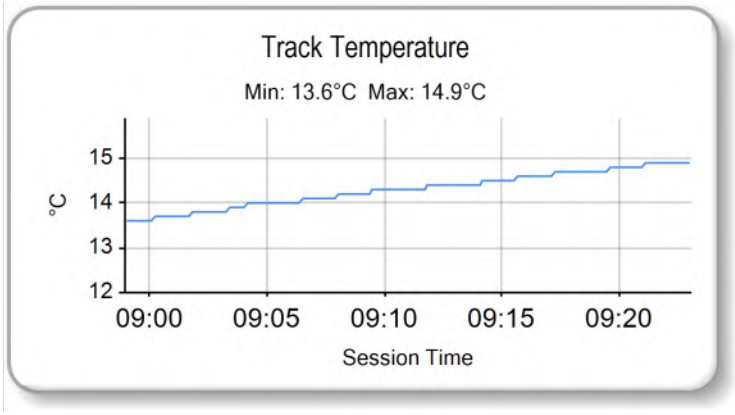

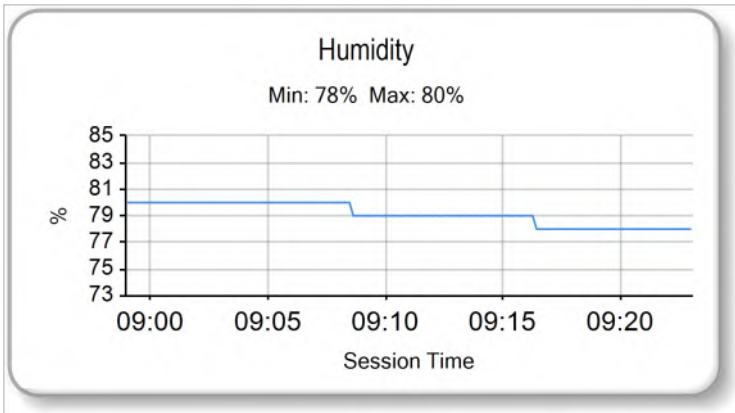

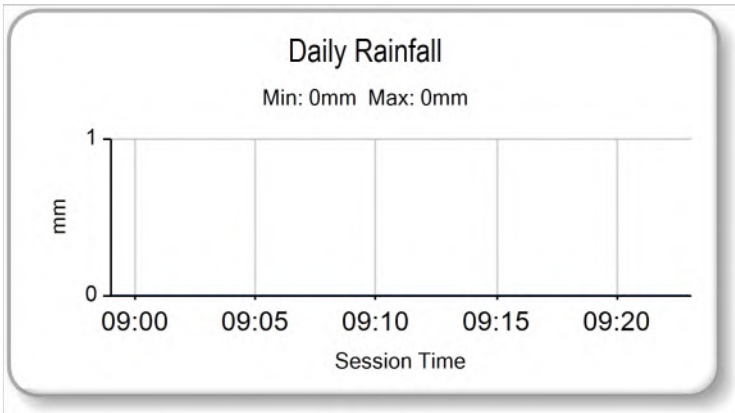

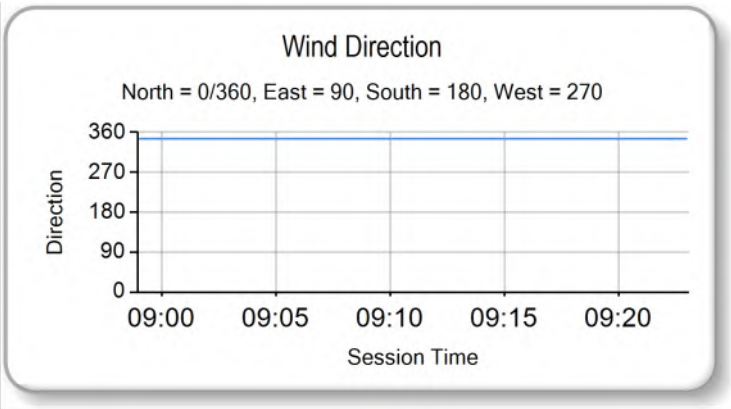

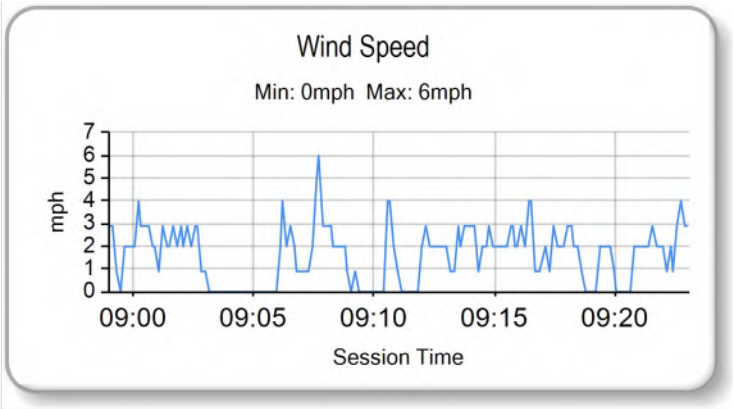

Weather / Track : Bright / Dry

Silverstone GP: 3.6604 miles
Date: 26/04/2025 Start: 09:00 Finish: 09:20

Results can be found at www.tsl-timing.com

Printed - 09:24 Saturday, 26 April 2025

2025 Protyre Motorsport Ginetta GT Championship

SESSION 9 - RACE 1 - ROUND 3 - GRID (25 minutes)

ROW 10	19	11	Amy TOMLINSON	2:12.889			
ROW 9	17	78	Colin WHITE	2:12.262	18	4	Oliver FORDHAM	2:12.292
ROW 8	15	3	James TOWNSEND	2:12.050	16	47	Emma TOMLINSON	2:12.179
ROW 7	13	44	Peter MANGION	2:10.950	14	19	Carl GARNETT	2:11.285
ROW 6	11	63	Ali JUFFALI	2:10.552	12	21	Luke SHAW	2:10.847
ROW 5	9	1	Mckenzie DOUGLASS	2:09.482	10	27	Alex DUNCAN	2:09.588
ROW 4	7	12	Jack COLLINS	2:09.420	8	33	Mike TAYLOR	2:09.448
ROW 3	5	23	Harry GAMBLE	2:09.383	6	26	Robert CRONIN	2:09.410
ROW 2	3	57	Nick WHITE	2:09.265	4	43	Archie CLARK	2:09.299
ROW 1	1	37	Hadley SIMPSON	2:09.141	2	39	Cameron PRATT THOMPSON	2:09.258
			Pole					

These results are provisional until the conclusion of any judicial and technical matters.

Silverstone GP: 3.6604 miles

Clerk Of Course: Paul Levitt	Timekeeper: Gethin Rees	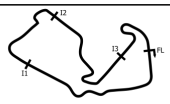

Results can be found at www.tsl-timing.com

Printed - 09:41 Saturday, 26 April 2025

2025 Protyre Motorsport Ginetta GT Championship

SESSION 9 - RACE 1 - ROUND 3 - CLASSIFICATION

Race Distance: 12 Laps / 43.92 miles

POS	NO	CL	PIC	NAME	NAT	ENTRY	LAPS	TIME	GAP	DIFF	MPH	BEST	ON	GRD	↑↓
1	43	PRO	1	Archie CLARK	GBR	MDD Racing	12	26:11.992			100.59	2:09.816	8	4	3
2	37	PRO	2	Hadley SIMPSON	GBR	Xentek Motorsport	12	26:13.172	1.180	1.180	100.51	2:10.219	7	1	-1
3	39	PRO	3	Cameron PRATT THOMPSON	GBR	SVG Motorsport	12	26:14.124	2.132	0.952	100.45	2:10.646	6	2	-1
4	57	PRO/AM	1	Nick WHITE	GBR	Raceway Motorsport	12	26:18.937	6.945	4.813	100.15	2:10.887	9	3	-1
5	23	PRO/AM	2	Harry GAMBLE	GBR	Elite Motorsport	12	26:19.233	7.241	0.296	100.13	2:10.901	9	5	0
6	1	PRO	4	Mckenzie DOUGLASS	GBR	Fox Motorsport	12	26:20.752	8.760	1.519	100.03	2:11.002	2	9	3
7	33	PRO/AM	3	Mike TAYLOR	GBR	Triple M Motorsport	12	26:21.020	9.028	0.268	100.01	2:10.449	5	8	1
8	26	PRO	5	Robert CRONIN	IRL	Elite Motorsport	12	26:21.483	9.491	0.463	99.99	2:10.811	10	6	-2
9	12*	PRO	6	Jack COLLINS	GBR	E3 Sport	12	26:27.801	15.809	6.318	99.59	2:10.542	9	7	-2
10	21	AM	1	Luke SHAW	GBR	Raceway Motorsport	12	26:28.440	16.448	0.639	99.55	2:11.450	9	12	2
11	63	AM	2	Ali JUFFALI	KSA	Elite Motorsport	12	26:28.950	16.958	0.510	99.52	2:11.483	9	11	0
12	27	PRO/AM	4	Alex DUNCAN	GBR	Xentek Motorsport	12	26:33.492	21.500	4.542	99.23	2:11.328	8	10	-2
13	19	AM	3	Carl GARNETT	GBR	Breakell Racing	12	26:46.103	34.111	12.611	98.45	2:12.713	4	14	1
14	44	AM	4	Peter MANGION	GBR	Elite Motorsport	12	26:48.730	36.738	2.627	98.29	2:12.557	7	13	-1
15	78	AM	5	Colin WHITE	GBR	CWS Engineering	12	26:49.140	37.148	0.410	98.27	2:12.276	12	17	2
16	3	AM	6	James TOWNSEND	GBR	SVG Motorsport	12	27:01.619	49.627	12.479	97.51	2:13.508	5	15	-1
17	4	AM	7	Oliver FORDHAM	GBR	Fox Motorsport	12	27:19.012	1:07.020	17.393	96.48	2:13.785	5	18	1
18	11	AM	8	Amy TOMLINSON	GBR	Raceway Motorsport	12	27:22.896	1:10.904	3.884	96.25	2:15.592	10	19	1
						NOT CLASSIFIED									
DNF	47	AM		Emma TOMLINSON	GBR	DTO Motorsport	1	2:19.538	11 Laps	11 Laps	94.43			16	

FASTEST LAP

43	PRO	Archie CLARK	GBR	MDD Racing	8	2:09.816	101.51 mph	163.36 kph
33	PRO/AM	Mike TAYLOR	GBR	Triple M Motorsport	5	2:10.449	101.01 mph	162.57 kph
21	AM	Luke SHAW	GBR	Raceway Motorsport	9	2:11.450	100.24 mph	161.33 kph

***Car 12 - 5 second time penalty for exceeding track limits**

Weather / Track : Bright / Dry
These results are provisional until the conclusion of any judicial and technical matters.

Date: 26/04/2025 Start: 14:26 Finish: 14:53
Silverstone GP: 3.6604 miles

Clerk Of Course: Paul Levitt

Timekeeper: Gethin Rees

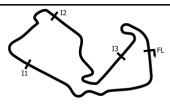

Results can be found at www.tsl-timing.com

Printed - 14:57 Saturday, 26 April 2025

2025 Protyre Motorsport Ginetta GT Championship

SESSION 9 - RACE 1 - ROUND 3 - LAP CHART

LAP 1		@ 14:29:06.166
NO	BEHIND	LAP TIME
37		2:10.845
39	1.677	2:12.522
43	1.998	2:12.843
57	2.531	2:13.376
23	3.016	2:13.861
26	3.402	2:14.247
1	4.624	2:15.469
33	4.758	2:15.603
12	5.124	2:15.969
21	6.364	2:17.209
63	6.930	2:17.775
19	7.739	2:18.584
44	8.094	2:18.939
47	8.693	2:19.538
27	8.866	2:19.711
3	9.289	2:20.134
78	9.500	2:20.345
4	10.517	2:21.362
11	11.455	2:22.300

LAP 2		@ 14:31:17.425
NO	BEHIND	LAP TIME
37		2:11.259
39	1.552	2:11.134
43	1.772	2:11.033
57	2.656	2:11.384
23	3.149	2:11.392
26	3.684	2:11.541
1	4.367	2:11.002
33	5.285	2:11.786
12	5.591	2:11.726
21	6.859	2:11.754
63	7.987	2:12.316
44	10.574	2:13.739
27	11.062	2:13.455
19	11.738	2:15.258
78	13.712	2:15.471
3	14.151	2:16.121
4	14.625	2:15.367
11	17.531	2:17.335

LAP 3		@ 14:33:28.747
NO	BEHIND	LAP TIME
37		2:11.322
39	1.140	2:10.910
43	1.497	2:11.047
57	2.879	2:11.545
23	3.440	2:11.613
26	3.783	2:11.421
1	4.170	2:11.125
33	5.449	2:11.486
12	5.516	2:11.247
21	7.262	2:11.725
63	9.188	2:12.523
27	12.200	2:12.460
44	12.809	2:13.557
19	13.658	2:13.242
78	15.712	2:13.322
3	21.640	2:18.811
11	23.617	2:17.408
4	30.057	2:26.754

LAP 4		@ 14:35:39.336
NO	BEHIND	LAP TIME
37		2:10.589
43	1.550	2:10.642
39	2.052	2:11.501
57	3.418	2:11.128
23	3.799	2:10.948
26	4.342	2:11.148
1	4.811	2:11.230
33	7.384	2:12.524
21	8.933	2:12.260
12	9.060	2:14.133
63	10.554	2:11.955
27	13.869	2:12.258
44	14.865	2:12.645
19	15.782	2:12.713
78	18.825	2:13.702
3	25.066	2:14.015
11	28.985	2:15.957
4	33.485	2:14.017

LAP 5		@ 14:37:49.898
NO	BEHIND	LAP TIME
37		2:10.562
43	1.131	2:10.143
39	2.214	2:10.724
57	4.111	2:11.255
23	4.364	2:11.127
26	4.975	2:11.195
1	5.357	2:11.108
33	7.271	2:10.449
12	11.165	2:12.667
21	11.654	2:13.283
63	12.230	2:12.238
27	15.395	2:12.088
44	17.576	2:13.273
19	18.121	2:12.901
78	21.391	2:13.128
3	28.012	2:13.508
11	34.581	2:16.158
4	36.708	2:13.785

Weather / Track : Bright / Dry

Silverstone GP: 3.6604 miles
Date: 26/04/2025 Start: 14:26 Finish: 14:53

2025 Protyre Motorsport Ginetta GT Championship

SESSION 9 - RACE 1 - ROUND 3 - LAP CHART

LAP 6		@ 14:40:00.119	LAP 7		@ 14:42:10.338	LAP 8		@ 14:44:20.672	LAP 9		@ 14:46:32.239	LAP 10		@ 14:48:44.302
NO	BEHIND	LAP TIME	NO	BEHIND	LAP TIME	NO	BEHIND	LAP TIME	NO	BEHIND	LAP TIME	NO	BEHIND	LAP TIME
37		2:10.221	**37**		2:10.219	**37**		2:10.334	**37**		2:11.567	**37**		2:12.063
43	1.159	2:10.249	**43**	1.031	2:10.091	**43**	0.513	2:09.816	**43**	0.273	2:11.327	**43**	0.304	2:12.094
39	2.639	2:10.646	**39**	3.416	2:10.996	**39**	3.799	2:10.717	**39**	3.251	2:11.019	**39**	2.191	2:11.003
57	4.967	2:11.077	**57**	6.130	2:11.382	**57**	6.920	2:11.124	**57**	6.240	2:10.887	**23**	6.469	2:12.021
23	5.345	2:11.202	**23**	6.412	2:11.286	**23**	7.177	2:11.099	**23**	6.511	2:10.901	**57**	6.486	2:12.309
26	5.832	2:11.078	**26**	6.971	2:11.358	**26**	7.685	2:11.048	**26**	8.369	2:12.251	**26**	7.117	2:10.811
1	6.155	2:11.019	**1**	7.365	2:11.429	**1**	8.280	2:11.249	**1**	8.669	2:11.956	**1**	7.985	2:11.379
33	8.119	2:11.069	**33**	9.256	2:11.356	**33**	10.431	2:11.509	**33**	9.731	2:10.867	**33**	8.869	2:11.201
12	12.048	2:11.104	**12**	12.973	2:11.144	**12**	13.490	2:10.851	**12**	12.465	2:10.542	**12**	11.593	2:11.191
21	13.045	2:11.612	**21**	14.396	2:11.570	**21**	15.951	2:11.889	**21**	15.834	2:11.450	**21**	15.409	2:11.638
63	13.708	2:11.699	**63**	15.104	2:11.615	**63**	16.391	2:11.621	**63**	16.307	2:11.483	**63**	15.811	2:11.567
27	17.317	2:12.143	**27**	19.203	2:12.105	**27**	20.197	2:11.328	**27**	20.379	2:11.749	**27**	20.131	2:11.815
44	20.506	2:13.151	**44**	22.844	2:12.557	**44**	26.117	2:13.607	**19**	28.865	2:14.046	**19**	29.759	2:12.957
19	20.960	2:13.060	**19**	23.614	2:12.873	**19**	26.386	2:13.106	**44**	31.583	2:17.033	**44**	33.713	2:14.193
78	24.802	2:13.632	**78**	27.972	2:13.389	**78**	30.314	2:12.676	**78**	31.916	2:13.169	**78**	33.978	2:14.125
3	31.537	2:13.746	**3**	34.951	2:13.633	**3**	38.417	2:13.800	**3**	41.363	2:14.513	**3**	43.334	2:14.034
4	41.287	2:14.800	**4**	46.448	2:15.380	**4**	51.490	2:15.376	**4**	55.688	2:15.765	**4**	59.344	2:15.719
11	42.013	2:17.653	**11**	48.078	2:16.284	**11**	54.108	2:16.364	**11**	58.605	2:16.064	**11**	1:02.134	2:15.592

Weather / Track : Bright / Dry

Silverstone GP: 3.6604 miles
Date: 26/04/2025 Start: 14:26 Finish: 14:53

2025 Protyre Motorsport Ginetta GT Championship

SESSION 9 - RACE 1 - ROUND 3 - LAP CHART

LAP 11		@ 14:50:56.560
NO	BEHIND	LAP TIME
43		2:11.954
37	0.762	2:13.020
39	1.294	2:11.361
57	5.769	2:11.541
23	6.336	2:12.125
26	6.875	2:12.016
1	7.015	2:11.288
33	7.675	2:11.064
12	10.550	2:11.215
21	15.716	2:12.565
63	15.970	2:12.417
27	19.896	2:12.023
19	31.293	2:13.792
44	34.817	2:13.362
78	35.625	2:13.905
3	45.467	2:14.391
4	1:02.707	2:15.621
11	1:05.642	2:15.766

LAP 12		@ 14:53:07.313
NO	BEHIND	LAP TIME
43		2:10.753
37	1.180	2:11.171
39	2.132	2:11.591
57	6.945	2:11.929
23	7.241	2:11.658
1	8.760	2:12.498
33	9.028	2:12.106
26	9.491	2:13.369
12	10.809	2:11.012
21	16.448	2:11.485
63	16.958	2:11.741
27	21.500	2:12.357
19	34.111	2:13.571
44	36.738	2:12.674
78	37.148	2:12.276
3	49.627	2:14.913
4	1:07.020	2:15.066
11	1:10.904	2:16.015

Weather / Track : Bright / Dry

Silverstone GP: 3.6604 miles
Date: 26/04/2025 Start: 14:26 Finish: 14:53

2025 Protyre Motorsport Ginetta GT Championship

SESSION 9 - RACE 1 - ROUND 3 - POSITION CHART WITH INTERMEDIATES

No	Name	Lap / Pos	L0 - Int1-M	L0 - Int2-M	L0 - Int3-M	L1 - Finish	L1 - Int1-M	L1 - Int2-M	L1 - Int3-M	L2 - Finish	L2 - Int1-M	L2 - Int2-M	L2 - Int3-M	L3 - Finish	L3 - Int1-M	L3 - Int2-M	L3 - Int3-M	L4 - Finish	L4 - Int1-M	L4 - Int2-M	L4 - Int3-M	L5 - Finish	L5 - Int1-M	L5 - Int2-M	L5 - Int3-M	L6 - Finish	L6 - Int1-M	L6 - Int2-M	L6 - Int3-M	L7 - Finish	L7 - Int1-M	L7 - Int2-M	L7 - Int3-M	L8 - Finish
37	SIMPSON	1	37	37	37	37	37	37	37	37	37	37	37	37	37	37	37	37	37	37	37	37	37	37	37	37	37	37	37	37	37	37	37	37
39	PRATT THOMPSON	2	39	39	39	39	39	39	39	39	39	39	39	39	39	39	43	43	43	43	43	43	43	43	43	43	43	43	43	43	43	43	43	43
57	WHITE	3	43	43	43	43	43	43	43	43	43	43	43	43	43	43	39	39	39	39	39	39	39	39	39	39	39	39	39	39	39	39	39	39
43	CLARK	4	57	57	57	57	57	57	57	57	57	57	57	57	57	57	57	57	57	57	57	57	57	57	57	57	57	57	57	57	57	57	57	57
23	GAMBLE	5	23	23	23	23	23	23	23	23	23	23	23	23	23	23	23	23	23	23	23	23	23	23	23	23	23	23	23	23	23	23	23	23
26	CRONIN	6	26	26	26	26	26	26	26	26	26	26	26	26	26	26	26	26	26	26	26	26	26	26	26	26	26	26	26	26	26	26	26	26
12	COLLINS	7	12	33	1	1	1	1	1	1	1	1	1	1	1	1	1	1	1	1	1	1	1	1	1	1	1	1	1	1	1	1	1	1
33	TAYLOR	8	33	1	33	33	33	33	33	33	33	33	33	33	12	33	33	33	33	33	33	33	33	33	33	33	33	33	33	33	33	33	33	33
1	DOUGLASS	9	1	12	12	12	12	12	12	12	12	12	12	12	33	21	21	21	21	21	12	12	12	12	12	12	12	12	12	12	12	12	12	12
27	DUNCAN	10	21	21	21	21	21	21	21	21	21	21	21	21	21	12	12	12	12	12	21	21	21	21	21	21	21	21	21	21	21	21	21	21
63	JUFFALI	11	19	63	63	63	63	63	63	63	63	63	63	63	63	63	63	63	63	63	63	63	63	63	63	63	63	63	63	63	63	63	63	63
21	SHAW	12	63	19	19	19	44	44	44	44	44	27	27	27	27	27	27	27	27	27	27	27	27	27	27	27	27	27	27	27	27	27	27	27
44	MANGION	13	3	44	44	44	19	27	27	27	27	44	44	44	44	44	44	44	44	44	44	44	44	44	44	44	44	44	44	44	44	44	44	44
19	GARNETT	14	44	47	47	47	27	19	19	19	19	19	19	19	19	19	19	19	19	19	19	19	19	19	19	19	19	19	19	19	19	19	19	19
3	TOWNSEND	15	47	3	3	27	3	3	3	78	78	78	78	78	78	78	78	78	78	78	78	78	78	78	78	78	78	78	78	78	78	78	78	78
47	TOMLINSON	16	78	78	27	3	78	78	78	3	3	3	3	3	3	3	3	3	3	3	3	3	3	3	3	3	3	3	3	3	3	3	3	3
78	WHITE	17	11	27	78	78	4	4	4	4	4	4	11	11	11	11	11	11	11	11	11	11	11	11	11	4	4	4	4	4	4	4	4	4
4	FORDHAM	18	4	4	4	4	11	11	11	11	11	11	4	4	4	4	4	4	4	4	4	4	4	4	4	11	11	11	11	11	11	11	11	11
11	TOMLINSON	19	27	11	11	11																												

Weather / Track : Bright / Dry

Silverstone GP: 3.6604 miles
Date: 26/04/2025 Start: 14:26 Finish: 14:53

2025 Protyre Motorsport Ginetta GT Championship

SESSION 9 - RACE 1 - ROUND 3 - POSITION CHART WITH INTERMEDIATES

No	Name	Lap / Pos	L8 - Int1-M	L8 - Int2-M	L8 - Int3-M	L9 - Finish	L9 - Int1-M	L9 - Int2-M	L9 - Int3-M	L10 - Finish	L10 - Int1-M	L10 - Int2-M	L10 - Int3-M	L11 - Finish	L11 - Int1-M	L11 - Int2-M	L11 - Int3-M	L12 - Finish
37	SIMPSON	1	37	37	37	37	37	37	37	37	37	37	43	43	43	43	43	43
39	PRATT THOMPSON	2	43	43	43	43	43	43	43	43	43	43	37	37	37	37	37	37
57	WHITE	3	39	39	39	39	39	39	39	39	39	39	39	39	39	39	39	39
43	CLARK	4	57	57	57	57	57	57	57	23	57	57	57	57	57	57	57	57
23	GAMBLE	5	23	23	23	23	23	23	23	57	23	23	23	23	23	23	23	23
26	CRONIN	6	26	26	26	26	26	26	26	26	26	26	26	26	26	26	1	1
12	COLLINS	7	1	1	1	1	1	1	1	1	1	1	1	1	1	1	26	33
33	TAYLOR	8	33	33	33	33	33	33	33	33	33	33	33	33	33	33	33	26
1	DOUGLASS	9	12	12	12	12	12	12	12	12	12	12	12	12	12	12	12	12
27	DUNCAN	10	21	21	21	21	21	21	21	21	21	21	21	21	21	21	21	21
63	JUFFALI	11	63	63	63	63	63	63	63	63	63	63	63	63	63	63	63	63
21	SHAW	12	27	27	27	27	27	27	27	27	27	27	27	27	27	27	27	27
44	MANGION	13	44	19	19	19	19	19	19	19	19	19	19	19	19	19	19	19
19	GARNETT	14	19	44	44	44	44	44	44	44	44	44	44	44	44	44	44	44
3	TOWNSEND	15	78	78	78	78	78	78	78	78	78	78	78	78	78	78	78	78
47	TOMLINSON	16	3	3	3	3	3	3	3	3	3	3	3	3	3	3	3	3
78	WHITE	17	4	4	4	4	4	4	4	4	4	4	4	4	4	4	4	4
4	FORDHAM	18	11	11	11	11	11	11	11	11	11	11	11	11	11	11	11	11
11	TOMLINSON	19																

Weather / Track : Bright / Dry

Silverstone GP: 3.6604 miles
Date: 26/04/2025 Start: 14:26 Finish: 14:53

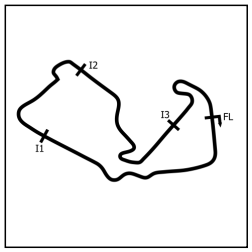

2025 Protyre Motorsport Ginetta GT Championship

SESSION 9 - RACE 1 - ROUND 3 - SECTOR ANALYSIS

SECTOR 1 = FL to I1, SECTOR 2 = I1 to I2 SECTOR 3 = I2 to I3, SECTOR 4 = I3 to FL, DIFF = Difference To Personal Best Lap, P = Crossed Finish Line in Pit Lane, D = Time Disallowed

P1 43 PRO Archie CLARK — MDD Racing

IDEAL LAP TIME : 2:09.653 BEST LAP TIME : 2:09.816 DIFFERENCE : 0.163

LAP	SECTOR 1		SECTOR 2		SECTOR 3		SECTOR 4		LAP TIME		MPH	DIFF	TIME OF DAY
1 -		136.6	27.828	104.0	40.283	134.4	24.274	121.3	2:12.843		99.19	3.027	14:29:08.164
2 -	39.956	137.7	27.262	104.3	39.767	133.9	24.048	122.0	2:11.033		100.56	1.217	14:31:19.197
3 -	39.961	137.5	27.034	103.7	39.918	134.2	24.134	121.3	2:11.047		100.55	1.231	14:33:30.244
4 -	39.671	137.5	27.142	103.7	39.985	133.1	***23.844***	121.5	2:10.642		100.86	0.826	14:35:40.886
5 -	***39.446***	136.6	27.137	104.0	39.630	133.6	23.930	121.3	2:10.143	**(3)**	101.25	0.327	14:37:51.029
6 -	39.660	137.2	26.966	***104.6***	39.701	133.4	23.922	121.5	2:10.249		101.17	0.433	14:40:01.278
7 -	39.535	136.9	26.987	104.2	39.705	133.4	23.864	122.0	2:10.091	**(2)**	101.29	0.275	14:42:11.369
8 -	39.583	136.6	***26.930***	104.5	***39.433***	134.2	23.870	***122.2***	***2:09.816***	**(1)**	***101.51***		***14:44:21.185***
9 -	39.564	138.0	27.609	102.2	39.939	134.4	24.215	121.5	2:11.327		100.34	1.511	14:46:32.512
10 -	39.830	138.0	27.678	103.5	40.328	***135.0***	24.258	121.5	2:12.094		99.76	2.278	14:48:44.606
11 -	39.771	***138.3***	27.952	100.1	40.301	132.8	23.930	121.5	2:11.954		99.86	2.138	14:50:56.560
12 -	39.936	136.3	27.204	104.5	39.567	133.1	24.046	121.7	2:10.753		100.78	0.937	14:53:07.313

P2 37 PRO Hadley SIMPSON — Xentek Motorsport

IDEAL LAP TIME : 2:10.032 BEST LAP TIME : 2:10.219 DIFFERENCE : 0.187

LAP	SECTOR 1		SECTOR 2		SECTOR 3		SECTOR 4		LAP TIME		MPH	DIFF	TIME OF DAY
1 -		136.9	27.379	103.8	39.789	132.8	23.954	120.6	2:10.845		100.71	0.626	14:29:06.166
2 -	40.030	137.7	27.288	103.4	39.846	132.8	24.095	117.6	2:11.259		100.39	1.040	14:31:17.425
3 -	40.302	137.5	27.151	103.2	39.826	131.8	24.043	120.8	2:11.322		100.34	1.103	14:33:28.747
4 -	39.689	137.5	26.980	103.7	39.933	131.8	23.987	121.5	2:10.589		100.91	0.370	14:35:39.336
5 -	39.657	137.7	27.088	104.0	39.711	132.3	24.106	121.3	2:10.562		100.93	0.343	14:37:49.898
6 -	39.675	***138.3***	***26.915***	***104.5***	39.630	132.6	24.001	120.8	2:10.221	**(2)**	101.19	0.002	14:40:00.119
7 -	***39.641***	138.0	26.934	103.5	39.784	131.8	***23.860***	121.7	***2:10.219***	**(1)**	***101.19***		***14:42:10.338***
8 -	39.666	136.9	27.127	104.0	***39.616***	131.8	23.925	122.0	2:10.334	**(3)**	101.10	0.115	14:44:20.672
9 -	39.808	136.9	27.712	102.9	39.971	***134.2***	24.076	121.5	2:11.567		100.16	1.348	14:46:32.239
10 -	39.916	136.6	27.727	102.9	40.321	133.4	24.099	121.3	2:12.063		99.78	1.844	14:48:44.302
11 -	39.966	136.1	28.006	99.7	40.799	132.8	24.249	120.6	2:13.020		99.06	2.801	14:50:57.322
12 -	40.001	137.2	27.407	103.7	39.819	132.8	23.944	***122.9***	2:11.171		100.46	0.952	14:53:08.493

P3 39 PRO Cameron PRATT THOMPSON — SVG Motorsport

IDEAL LAP TIME : 2:10.435 BEST LAP TIME : 2:10.646 DIFFERENCE : 0.211

LAP	SECTOR 1		SECTOR 2		SECTOR 3		SECTOR 4		LAP TIME		MPH	DIFF	TIME OF DAY
1 -		137.5	27.887	103.7	40.241	133.1	24.145	121.7	2:12.522		99.43	1.876	14:29:07.843
2 -	39.757	138.6	27.298	103.8	39.928	132.8	24.151	121.1	2:11.134		100.49	0.488	14:31:18.977
3 -	39.729	139.2	27.232	104.2	39.838	132.8	24.111	122.0	2:10.910		100.66	0.264	14:33:29.887
4 -	39.704	140.1	27.074	104.3	40.511	132.8	24.212	122.4	2:11.501		100.21	0.855	14:35:41.388
5 -	39.782	139.2	27.092	103.8	39.836	133.6	***24.014***	122.0	2:10.724	**(3)**	100.80	0.078	14:37:52.112
6 -	***39.636***	***140.6***	***27.010***	***104.5***	39.905	133.6	24.095	122.2	***2:10.646***	**(1)**	***100.86***		***14:40:02.758***
7 -	39.806	138.9	27.222	103.8	39.851	133.6	24.117	122.2	2:10.996		100.59	0.350	14:42:13.754
8 -	39.756	139.8	27.135	104.2	***39.775***	133.4	24.051	122.4	2:10.717	**(2)**	100.81	0.071	14:44:24.471
9 -	39.822	137.5	27.165	104.0	39.893	133.6	24.139	122.4	2:11.019		100.57	0.373	14:46:35.490
10 -	39.747	137.2	27.133	104.3	39.964	133.6	24.159	122.2	2:11.003		100.59	0.357	14:48:46.493
11 -	39.814	136.9	27.243	104.0	39.998	***133.9***	24.306	122.0	2:11.361		100.31	0.715	14:50:57.854
12 -	39.903	138.9	27.189	104.2	40.263	133.1	24.236	***122.6***	2:11.591		100.14	0.945	14:53:09.445

Weather / Track : Bright / Dry

Silverstone GP: 3.6604 miles
Date: 26/04/2025 Start: 14:26 Finish: 14:53

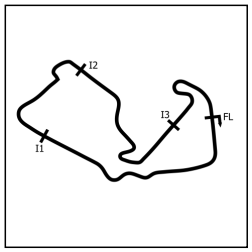

2025 Protyre Motorsport Ginetta GT Championship

SESSION 9 - RACE 1 - ROUND 3 - SECTOR ANALYSIS

SECTOR 1 = FL to I1, SECTOR 2 = I1 to I2 SECTOR 3 = I2 to I3, SECTOR 4 = I3 to FL, DIFF = Difference To Personal Best Lap, P = Crossed Finish Line in Pit Lane, D = Time Disallowed

P4 57 PRO/AM Nick WHITE — Raceway Motorsport

IDEAL LAP TIME : 2:10.648 BEST LAP TIME : 2:10.887 DIFFERENCE : 0.239

LAP	SECTOR 1		SECTOR 2		SECTOR 3		SECTOR 4		LAP TIME		MPH	DIFF	TIME OF DAY
1 -		138.3	27.842	103.5	40.509	133.9	24.188	121.5	2:13.376		98.80	2.489	14:29:08.697
2 -	40.160	***139.8***	27.194	104.3	39.874	133.6	24.156	121.3	2:11.384		100.29	0.497	14:31:20.081
3 -	40.416	139.2	27.249	103.8	39.799	133.9	24.081	***122.4***	2:11.545		100.17	0.658	14:33:31.626
4 -	39.873	139.2	27.167	104.0	39.878	133.6	24.210	121.7	2:11.128		100.49	0.241	14:35:42.754
5 -	39.830	***139.8***	27.249	104.2	40.025	133.9	24.151	122.0	2:11.255		100.39	0.368	14:37:54.009
6 -	39.902	139.5	27.229	***104.6***	39.806	133.9	24.140	122.0	2:11.077	**(2)**	100.53	0.190	14:40:05.086
7 -	39.849	139.2	27.664	104.2	39.852	133.6	***24.017***	122.0	2:11.382		100.30	0.495	14:42:16.468
8 -	***39.824***	138.9	***27.154***	104.3	40.035	133.9	24.111	122.2	2:11.124	**(3)**	100.49	0.237	14:44:27.592
9 -	39.935	138.3	27.163	104.5	***39.653***	134.4	24.136	122.2	***2:10.887***	**(1)**	***100.68***		***14:46:38.479***
10 -	40.053	137.5	27.690	103.5	39.874	***134.7***	24.692	119.7	2:12.309		99.59	1.422	14:48:50.788
11 -	40.295	137.7	27.236	104.2	39.860	133.6	24.150	122.0	2:11.541		100.18	0.654	14:51:02.329
12 -	40.217	137.2	27.694	104.0	39.856	133.9	24.162	***122.4***	2:11.929		99.88	1.042	14:53:14.258

P5 23 PRO/AM Harry GAMBLE — Elite Motorsport

IDEAL LAP TIME : 2:10.418 BEST LAP TIME : 2:10.901 DIFFERENCE : 0.483

LAP	SECTOR 1		SECTOR 2		SECTOR 3		SECTOR 4		LAP TIME		MPH	DIFF	TIME OF DAY
1 -		137.7	27.723	102.9	40.479	133.1	24.131	121.3	2:13.861		98.44	2.960	14:29:09.182
2 -	40.104	141.2	27.232	104.3	39.916	132.8	24.140	121.3	2:11.392		100.29	0.491	14:31:20.574
3 -	40.333	141.2	27.243	104.0	39.892	133.1	24.145	121.5	2:11.613		100.12	0.712	14:33:32.187
4 -	39.922	141.5	27.232	104.5	39.813	132.8	***23.981***	122.0	2:10.948	**(2)**	100.63	0.047	14:35:43.135
5 -	39.914	141.5	27.176	103.8	39.926	133.4	24.111	121.1	2:11.127		100.49	0.226	14:37:54.262
6 -	39.970	141.8	27.212	104.2	39.790	133.6	24.230	121.5	2:11.202		100.43	0.301	14:40:05.464
7 -	***39.629***	***142.1***	27.697	104.3	39.968	133.6	23.992	122.4	2:11.286		100.37	0.385	14:42:16.750
8 -	39.910	140.9	27.172	104.5	39.971	133.9	24.046	122.4	2:11.099	**(3)**	100.51	0.198	14:44:27.849
9 -	40.080	137.5	***27.135***	***105.0***	***39.673***	133.9	24.013	***122.9***	***2:10.901***	**(1)**	***100.66***		***14:46:38.750***
10 -	39.931	138.6	27.838	102.7	39.712	***135.0***	24.540	121.7	2:12.021		99.81	1.120	14:48:50.771
11 -	40.608	137.2	27.265	103.8	40.130	133.1	24.122	121.7	2:12.125		99.73	1.224	14:51:02.896
12 -	39.854	138.0	27.805	99.7	39.963	133.6	24.036	122.4	2:11.658		100.09	0.757	14:53:14.554

P6 1 PRO Mckenzie DOUGLASS — Fox Motorsport

IDEAL LAP TIME : 2:10.578 BEST LAP TIME : 2:11.002 DIFFERENCE : 0.424

LAP	SECTOR 1		SECTOR 2		SECTOR 3		SECTOR 4		LAP TIME		MPH	DIFF	TIME OF DAY
1 -		139.8	28.915	100.9	40.462	133.6	24.220	122.0	2:15.469		97.27	4.467	14:29:10.790
2 -	39.983	138.9	27.304	103.5	***39.679***	133.4	24.036	120.8	***2:11.002***	**(1)**	***100.59***		***14:31:21.792***
3 -	40.046	138.9	***27.159***	103.8	39.833	133.9	24.087	121.7	2:11.125		100.49	0.123	14:33:32.917
4 -	39.894	***140.9***	27.421	103.8	39.931	133.4	23.984	121.7	2:11.230		100.41	0.228	14:35:44.147
5 -	39.876	140.1	27.449	103.5	39.730	134.4	24.053	122.2	2:11.108	**(3)**	100.51	0.106	14:37:55.255
6 -	39.861	***140.9***	27.357	***104.3***	39.830	133.1	***23.971***	122.0	2:11.019	**(2)**	100.57	0.017	14:40:06.274
7 -	39.988	139.8	27.245	103.8	40.064	134.2	24.132	122.9	2:11.429		100.26	0.427	14:42:17.703
8 -	39.850	140.1	27.318	103.8	39.946	133.4	24.135	121.5	2:11.249		100.40	0.247	14:44:28.952
9 -	***39.769***	138.3	27.263	***104.3***	40.323	***135.2***	24.601	122.2	2:11.956		99.86	0.954	14:46:40.908
10 -	40.083	138.0	27.444	103.0	39.819	133.9	24.033	122.4	2:11.379		100.30	0.377	14:48:52.287
11 -	40.036	138.6	27.469	103.4	39.709	134.4	24.074	***123.1***	2:11.288		100.37	0.286	14:51:03.575
12 -	40.012	139.2	27.449	103.8	40.569	132.3	24.468	121.3	2:12.498		99.45	1.496	14:53:16.073

Weather / Track : Bright / Dry

Silverstone GP: 3.6604 miles
Date: 26/04/2025 Start: 14:26 Finish: 14:53

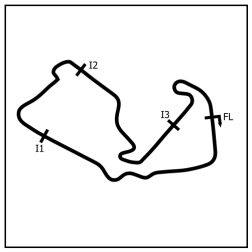

2025 Protyre Motorsport Ginetta GT Championship

SESSION 9 - RACE 1 - ROUND 3 - SECTOR ANALYSIS

SECTOR 1 = FL to I1, SECTOR 2 = I1 to I2 SECTOR 3 = I2 to I3, SECTOR 4 = I3 to FL, DIFF = Difference To Personal Best Lap, P = Crossed Finish Line in Pit Lane, D = Time Disallowed

P7 33 PRO/AM Mike TAYLOR — Triple M Motorsport

IDEAL LAP TIME : 2:10.252 BEST LAP TIME : 2:10.449 DIFFERENCE : 0.197

LAP	SECTOR 1		SECTOR 2		SECTOR 3		SECTOR 4		LAP TIME		MPH	DIFF	TIME OF DAY
1 -		135.5	28.587	102.1	40.947	133.9	24.209	122.4	2:15.603		97.17	5.154	14:29:10.924
2 -	40.384	139.2	27.376	103.7	39.910	132.8	24.116	120.6	2:11.786		99.99	1.337	14:31:22.710
3 -	39.996	139.2	27.357	103.4	39.978	133.1	24.155	122.4	2:11.486		100.22	1.037	14:33:34.196
4 -	40.824	***141.8***	27.755	102.6	39.906	132.3	24.039	121.3	2:12.524		99.43	2.075	14:35:46.720
5 -	39.722	138.3	***27.024***	103.0	39.786	133.4	***23.917***	121.1	***2:10.449***	**(1)**	***101.01***		***14:37:57.169***
6 -	39.823	138.3	27.313	103.0	39.860	132.6	24.073	122.0	2:11.069		100.54	0.620	14:40:08.238
7 -	39.938	137.7	27.242	103.5	40.024	133.1	24.152	121.7	2:11.356		100.32	0.907	14:42:19.594
8 -	39.794	136.9	27.376	103.4	39.822	133.4	24.517	121.7	2:11.509		100.20	1.060	14:44:31.103
9 -	39.703	137.5	27.502	103.5	***39.664***	***134.2***	23.998	***122.6***	2:10.867	**(2)**	100.69	0.418	14:46:41.970
10 -	***39.647***	137.7	27.531	102.6	39.931	***134.2***	24.092	122.0	2:11.201		100.43	0.752	14:48:53.171
11 -	39.822	138.0	27.279	***104.3***	39.919	133.6	24.044	122.0	2:11.064	**(3)**	100.54	0.615	14:51:04.235
12 -	39.930	138.9	27.466	102.7	40.117	133.4	24.593	121.1	2:12.106		99.75	1.657	14:53:16.341

P8 26 PRO Robert CRONIN — Elite Motorsport

IDEAL LAP TIME : 2:10.612 BEST LAP TIME : 2:10.811 DIFFERENCE : 0.199

LAP	SECTOR 1		SECTOR 2		SECTOR 3		SECTOR 4		LAP TIME		MPH	DIFF	TIME OF DAY
1 -		135.0	27.943	102.6	40.394	133.4	24.332	122.2	2:14.247		98.16	3.436	14:29:09.568
2 -	40.279	139.8	27.153	103.7	40.022	133.1	24.087	122.2	2:11.541		100.18	0.730	14:31:21.109
3 -	40.127	140.3	27.373	103.5	39.939	133.6	23.982	122.4	2:11.421		100.27	0.610	14:33:32.530
4 -	40.132	***141.2***	***27.113***	103.5	39.823	133.6	24.080	122.0	2:11.148		100.48	0.337	14:35:43.678
5 -	40.093	140.6	27.316	103.7	39.768	133.6	24.018	122.4	2:11.195		100.44	0.384	14:37:54.873
6 -	40.024	140.3	27.141	***104.6***	39.960	133.1	***23.953***	***122.6***	2:11.078	**(3)**	100.53	0.267	14:40:05.951
7 -	40.057	139.5	27.180	104.0	39.971	133.6	24.150	122.0	2:11.358		100.31	0.547	14:42:17.309
8 -	39.902	140.1	27.260	104.2	39.812	133.9	24.074	122.4	2:11.048	**(2)**	100.55	0.237	14:44:28.357
9 -	39.815	137.7	27.575	103.5	40.463	***135.0***	24.398	121.5	2:12.251		99.64	1.440	14:46:40.608
10 -	***39.786***	136.1	27.225	103.4	***39.760***	133.4	24.040	122.4	***2:10.811***	**(1)**	***100.73***		***14:48:51.419***
11 -	40.496	136.1	27.340	103.5	39.859	134.2	24.321	122.2	2:12.016		99.81	1.205	14:51:03.435
12 -	39.918	136.9	27.389	103.8	40.968	130.5	25.094	122.2	2:13.369		98.80	2.558	14:53:16.804

P9 12 PRO Jack COLLINS — E3 Sport

IDEAL LAP TIME : 2:10.519 BEST LAP TIME : 2:10.542 DIFFERENCE : 0.023

LAP	SECTOR 1		SECTOR 2		SECTOR 3		SECTOR 4		LAP TIME		MPH	DIFF	TIME OF DAY
1 -		141.5	29.433	100.0	40.484	135.2	24.258	122.6	2:15.969		96.91	5.427	14:29:11.290
2 -	40.228	143.0	27.523	104.0	39.872	135.0	24.103	122.6	2:11.726		100.03	1.184	14:31:23.016
3 -	40.013	143.0	27.367	104.5	39.800	***135.5***	24.067	123.3	2:11.247		100.40	0.705	14:33:34.263
4 -	40.673	***144.0***	29.047	97.3	40.239	135.2	24.174	***123.6***	2:14.133		98.24	3.591	14:35:48.396
5 -	40.538	141.5	27.296	103.5	40.716	133.6	24.117	122.2	2:12.667		99.32	2.125	14:38:01.063
6 -	39.829	140.1	27.288	104.5	39.978	133.9	***24.009***	122.9	2:11.104		100.51	0.562	14:40:12.167
7 -	39.846	140.9	27.265	104.3	39.952	134.2	24.081	123.1	2:11.144		100.48	0.602	14:42:23.311
8 -	39.718	137.5	27.165	104.0	39.860	135.0	24.108	123.3	2:10.851	**(2)**	100.70	0.309	14:44:34.162
9 -	***39.656***	138.6	***27.093***	***104.6***	39.766	135.0	24.027	123.1	***2:10.542***	**(1)**	***100.94***		***14:46:44.704***
10 -	39.893	138.0	27.480	104.3	***39.761***	134.7	24.057	123.1	2:11.191		100.44	0.649	14:48:55.895
11 -	39.995	137.2	27.382	104.3	39.785	134.4	24.053	122.6	2:11.215		100.42	0.673	14:51:07.110
12 -	39.747	138.3	27.275	104.0	39.938	135.0	24.052	123.1	2:11.012	**(3)**	100.58	0.470	14:53:18.122

Weather / Track : Bright / Dry

Silverstone GP: 3.6604 miles
Date: 26/04/2025 Start: 14:26 Finish: 14:53

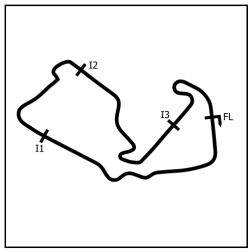

2025 Protyre Motorsport Ginetta GT Championship

SESSION 9 - RACE 1 - ROUND 3 - SECTOR ANALYSIS

SECTOR 1 = FL to I1, SECTOR 2 = I1 to I2 SECTOR 3 = I2 to I3, SECTOR 4 = I3 to FL, DIFF = Difference To Personal Best Lap, P = Crossed Finish Line in Pit Lane, D = Time Disallowed

P10 21 AM Luke SHAW — Raceway Motorsport

IDEAL LAP TIME : 2:11.012 BEST LAP TIME : 2:11.450 DIFFERENCE : 0.438

LAP	SECTOR 1		SECTOR 2		SECTOR 3		SECTOR 4		LAP TIME		MPH	DIFF	TIME OF DAY
1 -		137.7	28.913	94.1	41.521	133.4	24.252	122.0	2:17.209		96.04	5.759	14:29:12.530
2 -	39.983	***139.8***	27.646	103.8	40.059	133.6	24.066	121.3	2:11.754		100.01	0.304	14:31:24.284
3 -	40.288	139.2	27.239	103.5	40.248	133.6	***23.950***	121.7	2:11.725		100.04	0.275	14:33:36.009
4 -	40.076	***139.8***	27.730	101.9	40.240	133.9	24.214	***122.9***	2:12.260		99.63	0.810	14:35:48.269
5 -	40.248	139.2	27.448	***104.0***	41.162	131.5	24.425	122.2	2:13.283		98.87	1.833	14:38:01.552
6 -	40.078	139.5	27.388	***104.0***	40.055	133.6	24.091	122.0	2:11.612		100.12	0.162	14:40:13.164
7 -	40.054	138.9	27.412	103.4	***40.008***	133.6	24.096	122.6	2:11.570	**(3)**	100.15	0.120	14:42:24.734
8 -	40.125	138.0	27.415	103.7	40.112	133.9	24.237	122.2	2:11.889		99.91	0.439	14:44:36.623
9 -	***39.867***	137.5	27.513	103.8	40.032	***134.4***	24.038	122.2	***2:11.450***	**(1)**	***100.24***		***14:46:48.073***
10 -	39.885	137.7	27.265	***104.0***	***40.008***	133.9	24.480	119.5	2:11.638		100.10	0.188	14:48:59.711
11 -	40.036	137.5	27.661	103.2	40.632	132.3	24.236	122.0	2:12.565		99.40	1.115	14:51:12.276
12 -	40.000	138.3	***27.187***	103.5	40.058	133.9	24.240	122.2	2:11.485	**(2)**	100.22	0.035	14:53:23.761

P11 63 AM Ali JUFFALI — Elite Motorsport

IDEAL LAP TIME : 2:10.972 BEST LAP TIME : 2:11.483 DIFFERENCE : 0.511

LAP	SECTOR 1		SECTOR 2		SECTOR 3		SECTOR 4		LAP TIME		MPH	DIFF	TIME OF DAY
1 -		140.3	28.695	101.6	41.984	133.1	24.144	122.0	2:17.775		95.64	6.292	14:29:13.096
2 -	40.510	139.2	27.452	103.4	40.250	133.1	24.104	121.7	2:12.316		99.59	0.833	14:31:25.412
3 -	40.452	138.9	27.519	104.2	40.127	133.4	24.425	122.0	2:12.523		99.43	1.040	14:33:37.935
4 -	40.234	139.8	27.447	104.6	40.273	132.6	24.001	122.0	2:11.955		99.86	0.472	14:35:49.890
5 -	40.251	139.2	27.334	104.3	40.547	133.1	24.106	122.2	2:12.238		99.65	0.755	14:38:02.128
6 -	***40.030***	***140.9***	27.407	103.5	39.887	133.6	24.375	121.7	2:11.699		100.05	0.216	14:40:13.827
7 -	40.087	140.3	27.307	103.2	40.087	133.6	24.134	122.6	2:11.615	**(3)**	100.12	0.132	14:42:25.442
8 -	40.212	136.3	27.623	103.2	39.812	133.6	***23.974***	***122.9***	2:11.621		100.11	0.138	14:44:37.063
9 -	40.124	137.2	***27.219***	***104.8***	40.006	***134.2***	24.134	122.0	***2:11.483***	**(1)**	***100.22***		***14:46:48.546***
10 -	40.256	136.3	27.404	103.4	***39.749***	133.6	24.158	121.5	2:11.567	**(2)**	100.16	0.084	14:49:00.113
11 -	40.475	136.3	27.296	104.3	40.327	133.1	24.319	122.6	2:12.417		99.51	0.934	14:51:12.530
12 -	40.053	138.6	27.604	103.4	40.033	133.9	24.051	122.6	2:11.741		100.02	0.258	14:53:24.271

P12 27 PRO/AM Alex DUNCAN — Xentek Motorsport

IDEAL LAP TIME : 2:11.276 BEST LAP TIME : 2:11.328 DIFFERENCE : 0.052

LAP	SECTOR 1		SECTOR 2		SECTOR 3		SECTOR 4		LAP TIME		MPH	DIFF	TIME OF DAY
1 -		***140.9***	28.818	100.1	41.623	133.1	24.453	***122.9***	2:19.711		94.32	8.383	14:29:15.032
2 -	40.925	139.8	27.835	103.4	40.111	***134.2***	24.584	121.5	2:13.455		98.74	2.127	14:31:28.487
3 -	40.506	139.2	27.450	103.8	40.008	133.1	24.496	122.0	2:12.460		99.48	1.132	14:33:40.947
4 -	40.138	138.0	27.491	101.5	40.245	133.1	24.384	122.4	2:12.258		99.63	0.930	14:35:53.205
5 -	40.361	138.3	27.356	103.7	40.079	133.4	24.292	122.0	2:12.088		99.76	0.760	14:38:05.293
6 -	40.270	138.3	27.235	103.7	40.011	133.4	24.627	122.2	2:12.143		99.72	0.815	14:40:17.436
7 -	40.289	138.0	27.316	***104.2***	40.017	133.1	24.483	122.4	2:12.105		99.75	0.777	14:42:29.541
8 -	40.094	136.9	***27.163***	104.0	***39.876***	133.9	***24.195***	121.7	***2:11.328***	**(1)**	***100.34***		***14:44:40.869***
9 -	40.094	137.7	27.304	104.0	39.968	133.9	24.383	122.2	2:11.749	**(2)**	100.02	0.421	14:46:52.618
10 -	***40.042***	137.2	27.363	103.5	40.029	133.6	24.381	122.2	2:11.815	**(3)**	99.97	0.487	14:49:04.433
11 -	40.255	137.5	27.199	103.8	40.261	133.4	24.308	122.6	2:12.023		99.81	0.695	14:51:16.456
12 -	40.603	136.3	27.413	103.5	40.050	133.4	24.291	121.1	2:12.357		99.56	1.029	14:53:28.813

Weather / Track : Bright / Dry

Silverstone GP: 3.6604 miles
Date: 26/04/2025 Start: 14:26 Finish: 14:53

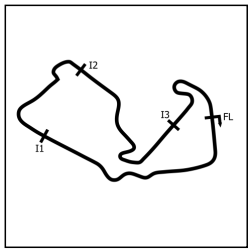

2025 Protyre Motorsport Ginetta GT Championship

SESSION 9 - RACE 1 - ROUND 3 - SECTOR ANALYSIS

SECTOR 1 = FL to I1, SECTOR 2 = I1 to I2 SECTOR 3 = I2 to I3, SECTOR 4 = I3 to FL, DIFF = Difference To Personal Best Lap, P = Crossed Finish Line in Pit Lane, D = Time Disallowed

P13 19 AM Carl GARNETT Breakell Racing

IDEAL LAP TIME : 2:12.340 BEST LAP TIME : 2:12.713 DIFFERENCE : 0.373

LAP	SECTOR 1		SECTOR 2		SECTOR 3		SECTOR 4		LAP TIME	MPH	DIFF	TIME OF DAY
1 -		138.0	29.407	101.9	41.947	***133.9***	24.548	120.8	2:18.584	95.08	5.871	14:29:13.905
2 -	41.858	***139.5***	28.333	103.5	40.470	133.6	24.597	118.7	2:15.258	97.42	2.545	14:31:29.163
3 -	40.958	137.5	27.660	103.5	40.228	133.6	24.396	121.3	2:13.242	98.90	0.529	14:33:42.405
4 -	40.466	138.3	27.623	103.2	40.232	133.4	24.392	121.7	***2:12.713*** **(1)**	***99.29***		***14:35:55.118***
5 -	40.744	137.7	***27.499***	103.0	40.293	133.1	24.365	121.5	2:12.901 **(3)**	99.15	0.188	14:38:08.019
6 -	40.543	138.3	27.744	***104.0***	40.283	***133.9***	24.490	121.5	2:13.060	99.03	0.347	14:40:21.079
7 -	40.524	138.0	27.620	103.5	40.368	133.1	***24.361***	***122.0***	2:12.873 **(2)**	99.17	0.160	14:42:33.952
8 -	***40.291***	136.9	27.856	103.2	***40.189***	***133.9***	24.770	121.5	2:13.106	99.00	0.393	14:44:47.058
9 -	40.610	138.6	28.785	101.6	40.250	132.8	24.401	121.5	2:14.046	98.30	1.333	14:47:01.104
10 -	40.515	135.8	27.690	102.7	40.292	133.4	24.460	121.3	2:12.957	99.11	0.244	14:49:14.061
11 -	40.729	135.8	27.996	103.0	40.530	132.6	24.537	121.1	2:13.792	98.49	1.079	14:51:27.853
12 -	40.764	135.8	27.941	103.0	40.390	132.3	24.476	121.5	2:13.571	98.65	0.858	14:53:41.424

P14 44 AM Peter MANGION Elite Motorsport

IDEAL LAP TIME : 2:12.028 BEST LAP TIME : 2:12.557 DIFFERENCE : 0.529

LAP	SECTOR 1		SECTOR 2		SECTOR 3		SECTOR 4		LAP TIME	MPH	DIFF	TIME OF DAY
1 -		139.8	29.109	98.3	41.867	***133.4***	24.425	122.2	2:18.939	94.84	6.382	14:29:14.260
2 -	41.344	***140.6***	27.644	103.4	40.411	132.8	24.340	121.5	2:13.739	98.53	1.182	14:31:27.999
3 -	40.859	139.2	28.349	102.1	***40.182***	133.1	***24.167***	***122.6***	2:13.557	98.66	1.000	14:33:41.556
4 -	40.503	139.8	***27.393***	103.8	40.529	132.8	24.220	122.0	2:12.645 **(2)**	99.34	0.088	14:35:54.201
5 -	40.453	139.2	27.896	101.8	40.338	133.1	24.586	121.5	2:13.273	98.87	0.716	14:38:07.474
6 -	40.784	138.9	27.435	***104.5***	40.452	132.6	24.480	121.7	2:13.151	98.96	0.594	14:40:20.625
7 -	40.439	139.2	27.438	103.7	40.312	132.6	24.368	121.7	***2:12.557*** **(1)**	***99.41***		***14:42:33.182***
8 -	40.433	136.3	27.643	104.0	40.636	132.6	24.895	121.3	2:13.607	98.63	1.050	14:44:46.789
9 -	40.800	136.6	30.886	97.3	40.916	132.8	24.431	122.4	2:17.033	96.16	4.476	14:47:03.822
10 -	40.429	135.2	28.257	102.1	40.944	132.3	24.563	121.3	2:14.193	98.20	1.636	14:49:18.015
11 -	40.789	136.1	27.740	103.8	40.394	132.8	24.439	122.0	2:13.362	98.81	0.805	14:51:31.377
12 -	***40.286***	136.9	27.568	103.5	40.357	132.6	24.463	121.3	2:12.674 **(3)**	99.32	0.117	14:53:44.051

P15 78 AM Colin WHITE CWS Engineering

IDEAL LAP TIME : 2:11.974 BEST LAP TIME : 2:12.276 DIFFERENCE : 0.302

LAP	SECTOR 1		SECTOR 2		SECTOR 3		SECTOR 4		LAP TIME	MPH	DIFF	TIME OF DAY
1 -		***140.1***	29.466	96.0	42.338	132.8	24.584	121.3	2:20.345	93.89	8.069	14:29:15.666
2 -	41.461	138.0	28.442	102.2	41.004	132.6	24.564	119.7	2:15.471	97.27	3.195	14:31:31.137
3 -	40.656	136.9	27.728	98.5	40.738	***133.4***	***24.200***	***121.5***	2:13.322	98.84	1.046	14:33:44.459
4 -	40.471	136.9	28.274	101.9	40.745	132.3	24.212	121.3	2:13.702	98.56	1.426	14:35:58.161
5 -	40.624	136.6	27.530	103.0	40.689	133.1	24.285	120.4	2:13.128 **(3)**	98.98	0.852	14:38:11.289
6 -	40.379	136.9	27.807	101.0	40.757	131.8	24.689	120.6	2:13.632	98.61	1.356	14:40:24.921
7 -	40.426	137.5	28.005	102.1	40.590	131.5	24.368	***121.5***	2:13.389	98.79	1.113	14:42:38.310
8 -	40.570	136.3	***27.444***	102.7	40.259	132.1	24.403	121.3	2:12.676 **(2)**	99.32	0.400	14:44:50.986
9 -	40.817	135.8	27.659	101.6	40.366	133.1	24.327	***121.5***	2:13.169	98.95	0.893	14:47:04.155
10 -	***40.338***	137.2	28.230	98.6	41.117	132.6	24.440	***121.5***	2:14.125	98.25	1.849	14:49:18.280
11 -	40.761	137.2	28.106	***103.8***	40.257	132.3	24.781	119.5	2:13.905	98.41	1.629	14:51:32.185
12 -	40.557	136.1	27.497	102.9	***39.992***	***133.4***	24.230	***121.5***	***2:12.276*** **(1)**	***99.62***		***14:53:44.461***

Weather / Track : Bright / Dry

Silverstone GP: 3.6604 miles
Date: 26/04/2025 Start: 14:26 Finish: 14:53

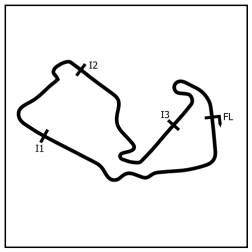

2025 Protyre Motorsport Ginetta GT Championship

SESSION 9 - RACE 1 - ROUND 3 - SECTOR ANALYSIS

SECTOR 1 = FL to I1, SECTOR 2 = I1 to I2 SECTOR 3 = I2 to I3, SECTOR 4 = I3 to FL, DIFF = Difference To Personal Best Lap, P = Crossed Finish Line in Pit Lane, D = Time Disallowed

P16 3 AM James TOWNSEND — SVG Motorsport

IDEAL LAP TIME : 2:13.079 BEST LAP TIME : 2:13.508 DIFFERENCE : 0.429

LAP	SECTOR 1		SECTOR 2		SECTOR 3		SECTOR 4		LAP TIME		MPH	DIFF	TIME OF DAY
1 -		***139.5***	29.898	95.4	41.963	132.1	24.884	121.1	2:20.134		94.03	6.626	14:29:15.455
2 -	41.240	138.0	28.542	102.2	41.217	***133.1***	25.122	120.0	2:16.121		96.80	2.613	14:31:31.576
3 -	40.723	138.0	28.258	101.5	40.777	132.8	29.053	120.2	2:18.811		94.93	5.303	14:33:50.387
4 -	40.627	137.2	27.829	102.6	40.975	131.5	24.584	121.5	2:14.015		98.33	0.507	14:36:04.402
5 -	***40.405***	137.7	***27.733***	***102.9***	***40.511***	132.6	24.859	121.3	***2:13.508***	**(1)**	***98.70***		***14:38:17.910***
6 -	40.679	137.5	28.011	102.4	40.626	132.1	***24.430***	***121.7***	2:13.746	**(3)**	98.52	0.238	14:40:31.656
7 -	40.616	137.7	27.938	101.8	40.548	132.6	24.531	121.5	2:13.633	**(2)**	98.61	0.125	14:42:45.289
8 -	40.530	135.8	27.836	102.6	40.661	132.6	24.773	121.5	2:13.800		98.48	0.292	14:44:59.089
9 -	40.659	135.8	28.262	102.6	40.935	132.8	24.657	121.5	2:14.513		97.96	1.005	14:47:13.602
10 -	40.771	135.5	27.962	102.2	40.555	132.8	24.746	121.1	2:14.034		98.31	0.526	14:49:27.636
11 -	41.017	136.1	28.168	102.4	40.604	132.3	24.602	120.8	2:14.391		98.05	0.883	14:51:42.027
12 -	40.725	136.9	28.436	102.4	40.971	132.6	24.781	120.2	2:14.913		97.67	1.405	14:53:56.940

P17 4 AM Oliver FORDHAM — Fox Motorsport

IDEAL LAP TIME : 2:13.589 BEST LAP TIME : 2:13.785 DIFFERENCE : 0.196

LAP	SECTOR 1		SECTOR 2		SECTOR 3		SECTOR 4		LAP TIME		MPH	DIFF	TIME OF DAY
1 -		***140.3***	29.876	94.6	41.917	***133.6***	24.842	***121.3***	2:21.362		93.22	7.577	14:29:16.683
2 -	41.244	137.5	28.235	102.2	40.923	133.4	24.965	115.3	2:15.367		97.34	1.582	14:31:32.050
3 -	41.207	137.7	27.971	101.8	52.695	128.8	24.881	119.5	2:26.754		89.79	12.969	14:33:58.804
4 -	40.820	136.6	27.784	101.3	40.821	131.5	***24.592***	120.4	2:14.017	**(2)**	98.32	0.232	14:36:12.821
5 -	***40.638***	136.9	27.687	101.5	40.806	132.3	24.654	121.1	***2:13.785***	**(1)**	***98.49***		***14:38:26.606***
6 -	40.735	137.5	***27.661***	101.8	41.372	131.5	25.032	120.4	2:14.800	**(3)**	97.75	1.015	14:40:41.406
7 -	41.008	136.6	28.210	101.8	41.060	132.1	25.102	120.6	2:15.380		97.33	1.595	14:42:56.786
8 -	41.196	135.5	28.332	100.9	41.036	132.1	24.812	120.6	2:15.376		97.34	1.591	14:45:12.162
9 -	41.146	135.5	28.459	101.6	41.224	132.1	24.936	120.6	2:15.765		97.06	1.980	14:47:27.927
10 -	41.293	134.4	28.242	100.7	41.075	131.5	25.109	119.7	2:15.719		97.09	1.934	14:49:43.646
11 -	41.238	135.0	28.124	101.3	41.228	132.1	25.031	121.1	2:15.621		97.16	1.836	14:51:59.267
12 -	41.136	135.5	28.219	***102.7***	***40.698***	131.8	25.013	***121.3***	2:15.066		97.56	1.281	14:54:14.333

P18 11 AM Amy TOMLINSON — Raceway Motorsport

IDEAL LAP TIME : 2:15.381 BEST LAP TIME : 2:15.592 DIFFERENCE : 0.211

LAP	SECTOR 1		SECTOR 2		SECTOR 3		SECTOR 4		LAP TIME		MPH	DIFF	TIME OF DAY
1 -		***138.0***	30.707	92.3	41.803	***135.0***	25.276	120.2	2:22.300		92.60	6.708	14:29:17.621
2 -	41.758	136.3	28.795	101.0	41.475	132.3	25.307	119.7	2:17.335		95.95	1.743	14:31:34.956
3 -	41.805	136.3	28.676	100.6	41.633	131.5	25.294	119.7	2:17.408		95.90	1.816	14:33:52.364
4 -	41.576	136.3	***28.263***	102.1	41.096	132.1	25.022	119.5	2:15.957	**(3)**	96.92	0.365	14:36:08.321
5 -	41.411	136.9	28.341	101.8	41.332	131.8	25.074	120.0	2:16.158		96.78	0.566	14:38:24.479
6 -	41.319	136.9	28.408	101.3	42.133	130.0	25.793	120.0	2:17.653		95.73	2.061	14:40:42.132
7 -	41.629	136.9	28.327	101.8	41.129	132.6	25.199	120.4	2:16.284		96.69	0.692	14:42:58.416
8 -	41.401	135.8	28.439	101.6	41.395	132.3	25.129	120.4	2:16.364		96.63	0.772	14:45:14.780
9 -	***41.238***	135.8	28.436	100.0	41.181	132.6	25.209	120.8	2:16.064		96.84	0.472	14:47:30.844
10 -	41.260	135.2	28.452	101.6	***40.965***	132.6	***24.915***	120.4	***2:15.592***	**(1)**	***97.18***		***14:49:46.436***
11 -	41.257	136.3	28.318	***102.2***	41.003	132.1	25.188	120.4	2:15.766	**(2)**	97.06	0.174	14:52:02.202
12 -	41.341	136.1	28.340	101.0	41.314	132.3	25.020	***121.1***	2:16.015		96.88	0.423	14:54:18.217

P19 47 AM Emma TOMLINSON — DTO Motorsport

IDEAL LAP TIME : BEST LAP TIME : DIFFERENCE :

LAP	SECTOR 1		SECTOR 2		SECTOR 3		SECTOR 4		LAP TIME		MPH	DIFF	TIME OF DAY
1 -		***138.3***	***29.118***	***100.0***	***41.961***	***133.1***	***24.627***	***120.8***	2:19.538		94.43		14:29:14.859

2025 Protyre Motorsport Ginetta GT Championship

SESSION 9 - RACE 1 - ROUND 3 - BEST SECTORS

	SECTOR 1		SECTOR 2		SECTOR 3		SECTOR 4	
POS	NO	TIME	NO	TIME	NO	TIME	NO	TIME
1	43	39.446	37	26.915	43	39.433	43	23.844
2	23	39.629	43	26.930	37	39.616	37	23.860
3	39	39.636	39	27.010	57	39.653	33	23.917
4	37	39.641	33	27.024	33	39.664	21	23.950
5	33	39.647	12	27.093	23	39.673	26	23.953
6	12	39.656	26	27.113	1	39.679	1	23.971
7	1	39.769	23	27.135	63	39.749	63	23.974
8	26	39.786	57	27.154	26	39.760	23	23.981
9	57	39.824	1	27.159	12	39.761	12	24.009
10	21	39.867	27	27.163	39	39.775	39	24.014
11	63	40.030	21	27.187	27	39.876	57	24.017
12	27	40.042	63	27.219	78	39.992	44	24.167
13	44	40.286	44	27.393	21	40.008	27	24.195
14	19	40.291	78	27.444	44	40.182	78	24.200
15	78	40.338	19	27.499	19	40.189	19	24.361
16	3	40.405	4	27.661	3	40.511	3	24.430
17	4	40.638	3	27.733	4	40.698	4	24.592
18	11	41.238	11	28.263	11	40.965	47	24.627
19			47	29.118	47	41.961	11	24.915

IDEAL / BEST COMPARISON

PERFECT LAP	2:09.638

POS	NO	NAME	IDEAL	BEST	DIFF
1	43	CLARK	2:09.653	2:09.816	0.163
2	37	SIMPSON	2:10.032	2:10.219	0.187
3	33	TAYLOR	2:10.252	2:10.449	0.197
4	23	GAMBLE	2:10.418	2:10.901	0.483
5	39	PRATT THOMPSON	2:10.435	2:10.646	0.211
6	12	COLLINS	2:10.519	2:10.542	0.023
7	1	DOUGLASS	2:10.578	2:11.002	0.424
8	26	CRONIN	2:10.612	2:10.811	0.199
9	57	WHITE	2:10.648	2:10.887	0.239
10	63	JUFFALI	2:10.972	2:11.483	0.511
11	21	SHAW	2:11.012	2:11.450	0.438
12	27	DUNCAN	2:11.276	2:11.328	0.052
13	78	WHITE	2:11.974	2:12.276	0.302
14	44	MANGION	2:12.028	2:12.557	0.529
15	19	GARNETT	2:12.340	2:12.713	0.373
16	3	TOWNSEND	2:13.079	2:13.508	0.429
17	4	FORDHAM	2:13.589	2:13.785	0.196
18	11	TOMLINSON	2:15.381	2:15.592	0.211
19	47	TOMLINSON			

Weather / Track : Bright / Dry

Silverstone GP: 3.6604 miles
Date: 26/04/2025 Start: 14:26 Finish: 14:53

Results can be found at www.tsl-timing.com

Printed - 14:56 Saturday, 26 April 2025

2025 Protyre Motorsport Ginetta GT Championship

SESSION 9 - RACE 1 - ROUND 3 - BEST SPEEDS

	INTERMEDIATE 1			INTERMEDIATE 2			INTERMEDIATE 3			FINISH LINE		
POS	NO	NAME	MPH	NO	NAME	MPH	NO	NAME	MPH	NO	NAME	MPH
1	12	COLLINS	144.0	23	GAMBLE	105.0	12	COLLINS	135.5	12	COLLINS	123.6
2	23	GAMBLE	142.1	63	JUFFALI	104.8	1	DOUGLASS	135.2	1	DOUGLASS	123.1
3	33	TAYLOR	141.8	43	CLARK	104.6	43	CLARK	135.0	37	SIMPSON	122.9
4	26	CRONIN	141.2	57	WHITE	104.6	23	GAMBLE	135.0	23	GAMBLE	122.9
5	1	DOUGLASS	140.9	26	CRONIN	104.6	26	CRONIN	135.0	21	SHAW	122.9
6	63	JUFFALI	140.9	12	COLLINS	104.6	11	TOMLINSON	135.0	63	JUFFALI	122.9
7	27	DUNCAN	140.9	37	SIMPSON	104.5	57	WHITE	134.7	27	DUNCAN	122.9
8	39	PRATT THOMPSON	140.6	39	PRATT THOMPSON	104.5	21	SHAW	134.4	39	PRATT THOMPSON	122.6
9	44	MANGION	140.6	44	MANGION	104.5	37	SIMPSON	134.2	33	TAYLOR	122.6
10	4	FORDHAM	140.3	1	DOUGLASS	104.3	33	TAYLOR	134.2	26	CRONIN	122.6
11	78	WHITE	140.1	33	TAYLOR	104.3	63	JUFFALI	134.2	44	MANGION	122.6
12	57	WHITE	139.8	27	DUNCAN	104.2	27	DUNCAN	134.2	57	WHITE	122.4
13	21	SHAW	139.8	21	SHAW	104.0	39	PRATT THOMPSON	133.9	43	CLARK	122.2
14	19	GARNETT	139.5	19	GARNETT	104.0	19	GARNETT	133.9	19	GARNETT	122.0
15	3	TOWNSEND	139.5	78	WHITE	103.8	4	FORDHAM	133.6	3	TOWNSEND	121.7
16	43	CLARK	138.3	3	TOWNSEND	102.9	44	MANGION	133.4	78	WHITE	121.5
17	37	SIMPSON	138.3	4	FORDHAM	102.7	78	WHITE	133.4	4	FORDHAM	121.3
18	47	TOMLINSON	138.3	11	TOMLINSON	102.2	3	TOWNSEND	133.1	11	TOMLINSON	121.1
19	11	TOMLINSON	138.0	47	TOMLINSON	100.0	47	TOMLINSON	133.1	47	TOMLINSON	120.8

Weather / Track : Bright / Dry

Silverstone GP: 3.6604 miles
Date: 26/04/2025 Start: 14:26 Finish: 14:53

Results can be found at www.tsl-timing.com

Printed - 14:56 Saturday, 26 April 2025

2025 Protyre Motorsport Ginetta GT Championship

SESSION 9 - RACE 1 - ROUND 3 - STATISTICS

Competitors Started	19
Planned Start	2025-04-26 @ 14:30:00.000
Actual Start	2025-04-26 @ 14:26:55.320
Finish Time	2025-04-26 @ 14:53:07.018
Track Length	3.6604mi.
Total Laps	217
Total Distance Covered	794.3279mi.

Session Fastest Lap History

NO	CL	NAME	LAP TIME	TIME OF DAY	LAP	VEHICLE
37	PRO	**Hadley SIMPSON**	**2:11.259**	14:31:17.425	2	Xentek Motorsport
39	PRO	**Cameron PRATT THOMPSON**	**2:11.134**	14:31:18.971	2	SVG Motorsport
43	PRO	**Archie CLARK**	**2:11.033**	14:31:19.205	2	MDD Racing
1	PRO	**Mckenzie DOUGLASS**	**2:11.002**	14:31:21.793	2	Fox Motorsport
39	PRO	**Cameron PRATT THOMPSON**	**2:10.910**	14:33:29.881	3	SVG Motorsport
37	PRO	**Hadley SIMPSON**	**2:10.589**	14:35:39.337	4	Xentek Motorsport
37	PRO	**Hadley SIMPSON**	**2:10.562**	14:37:49.898	5	Xentek Motorsport
43	PRO	**Archie CLARK**	**2:10.143**	14:37:51.038	5	MDD Racing
43	PRO	**Archie CLARK**	**2:10.091**	14:42:11.377	7	MDD Racing
43	PRO	**Archie CLARK**	**2:09.816**	14:44:21.194	8	MDD Racing

Session Leader History

NO	CL	NAME	FROM LAP	LAPS LED	DISTANCE	VEHICLE
37	PRO	**Hadley SIMPSON**	1	10	36.60 miles	Xentek Motorsport
43	PRO	**Archie CLARK**	11	2	7.32 miles	MDD Racing

Flag History

TYPE	TIME OF DAY
GREEN	14:26:55.320
FINISH	14:53:07.018

Flag Statistics

TYPE	COUNT	TOTAL LAPS	TOTAL TIME
Green	1	12	27:58.137
Red	0	0	0.000
Safety Car	0	0	0.000
FCY	0	0	0.000

Weather / Track : Bright / Dry

Silverstone GP: 3.6604 miles
Date: 26/04/2025 Start: 14:26 Finish: 14:53

2025 Protyre Motorsport Ginetta GT Championship

SESSION 9 - RACE 1 - ROUND 3 - STATISTICS

CLASS : PRO

6 Starters

Fastest Lap History

NO	NAME	LAP TIME	TIME OF DAY	LAP	VEHICLE
37	**Hadley SIMPSON**	**2:11.259**	14:31:17.425	2	Xentek Motorsport
39	**Cameron PRATT THOMPSON**	**2:11.134**	14:31:18.971	2	SVG Motorsport
43	**Archie CLARK**	**2:11.033**	14:31:19.205	2	MDD Racing
1	**Mckenzie DOUGLASS**	**2:11.002**	14:31:21.793	2	Fox Motorsport
39	**Cameron PRATT THOMPSON**	**2:10.910**	14:33:29.881	3	SVG Motorsport
37	**Hadley SIMPSON**	**2:10.589**	14:35:39.337	4	Xentek Motorsport
37	**Hadley SIMPSON**	**2:10.562**	14:37:49.898	5	Xentek Motorsport
43	**Archie CLARK**	**2:10.143**	14:37:51.038	5	MDD Racing
43	**Archie CLARK**	**2:10.091**	14:42:11.377	7	MDD Racing
43	**Archie CLARK**	**2:09.816**	14:44:21.194	8	MDD Racing

Leader History

NO	NAME	FROM LAP	LAPS LED	DISTANCE	VEHICLE
37	**Hadley SIMPSON**	1	10	36.60 miles	Xentek Motorsport
43	**Archie CLARK**	11	2	7.32 miles	MDD Racing

Weather / Track : Bright / Dry

Silverstone GP: 3.6604 miles
Date: 26/04/2025 Start: 14:26 Finish: 14:53

2025 Protyre Motorsport Ginetta GT Championship

SESSION 9 - RACE 1 - ROUND 3 - STATISTICS

CLASS : PRO-AM

4 Starters

Fastest Lap History

NO	NAME	LAP TIME	TIME OF DAY	LAP	VEHICLE
57	**Nick WHITE**	**2:11.384**	14:31:20.084	2	Raceway Motorsport
57	**Nick WHITE**	**2:11.128**	14:35:42.756	4	Raceway Motorsport
23	**Harry GAMBLE**	**2:10.948**	14:35:43.139	4	Elite Motorsport
33	**Mike TAYLOR**	**2:10.449**	14:37:57.169	5	Triple M Motorsport

Leader History

NO	NAME	FROM LAP	LAPS LED	DISTANCE	VEHICLE
57	**Nick WHITE**	1	9	32.94 miles	Raceway Motorsport
23	**Harry GAMBLE**	10	1	3.66 miles	Elite Motorsport
57	**Nick WHITE**	11	2	7.32 miles	Raceway Motorsport

Weather / Track : Bright / Dry

Silverstone GP: 3.6604 miles
Date: 26/04/2025 Start: 14:26 Finish: 14:53

2025 Protyre Motorsport Ginetta GT Championship

SESSION 9 - RACE 1 - ROUND 3 - STATISTICS

CLASS : AM

9 Starters

Fastest Lap History

NO	NAME	LAP TIME	TIME OF DAY	LAP	VEHICLE
21	**Luke SHAW**	**2:11.754**	14:31:24.286	2	Raceway Motorsport
21	**Luke SHAW**	**2:11.725**	14:33:36.011	3	Raceway Motorsport
21	**Luke SHAW**	**2:11.612**	14:40:13.165	6	Raceway Motorsport
21	**Luke SHAW**	**2:11.570**	14:42:24.735	7	Raceway Motorsport
21	**Luke SHAW**	**2:11.450**	14:46:48.074	9	Raceway Motorsport

Leader History

NO	NAME	FROM LAP	LAPS LED	DISTANCE	VEHICLE
21	**Luke SHAW**	1	12	43.92 miles	Raceway Motorsport

2025 Protyre Motorsport Ginetta GT Championship

SESSION 9 - RACE 1 - ROUND 3 - WEATHER CONDITIONS

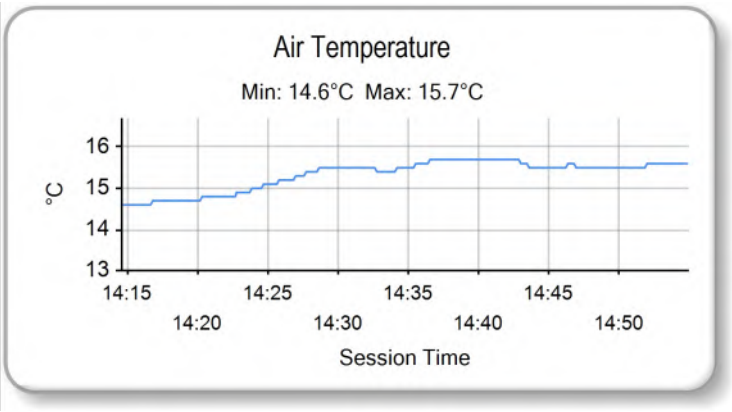

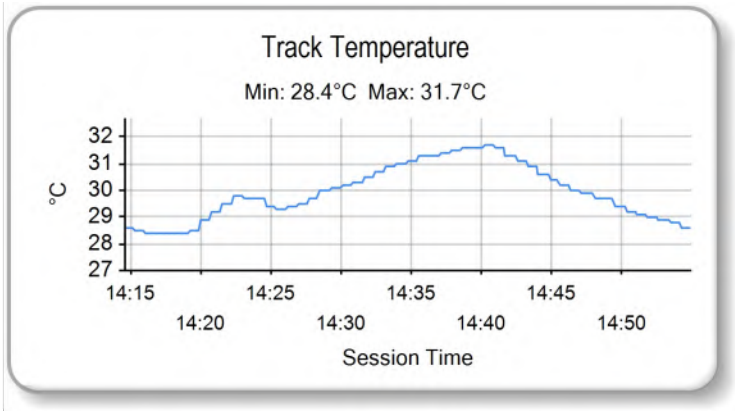

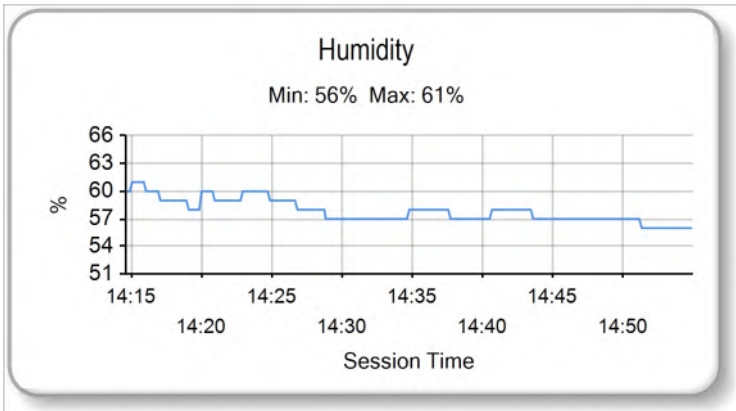

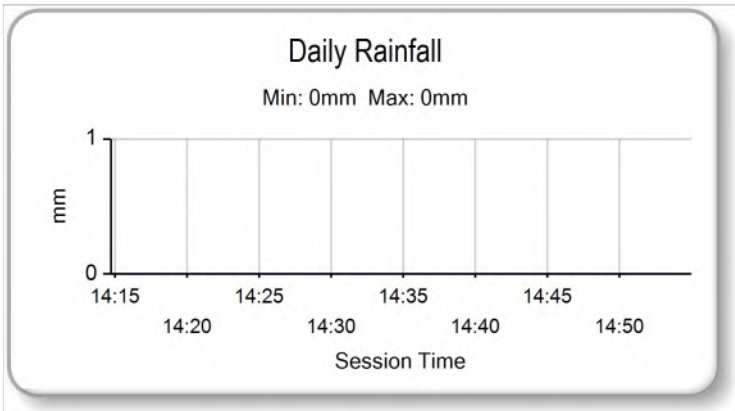

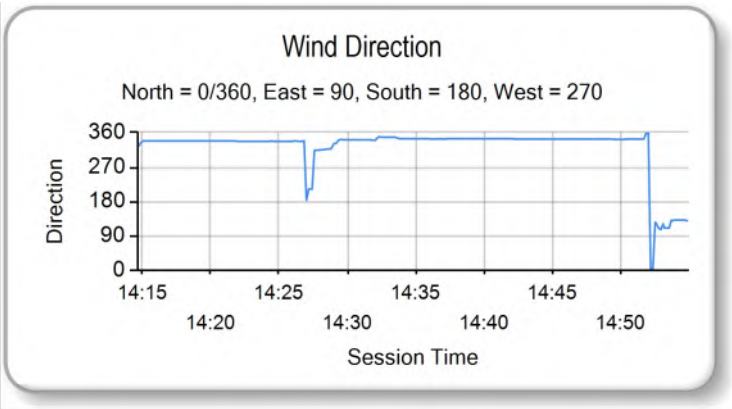

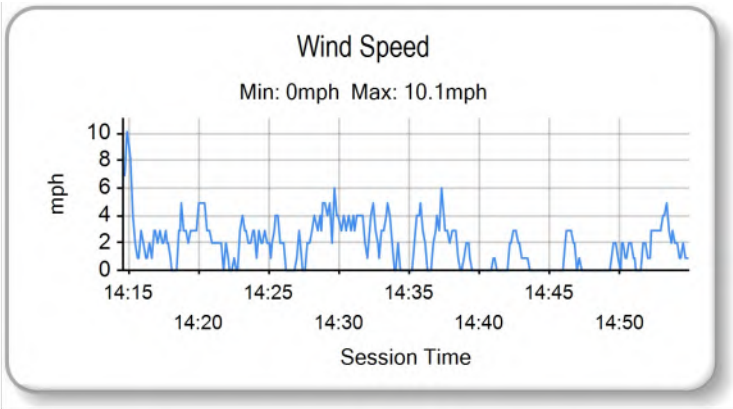

Weather / Track : Bright / Dry

Silverstone GP: 3.6604 miles
Date: 26/04/2025 Start: 14:26 Finish: 14:53

Results can be found at www.tsl-timing.com

Printed - 14:57 Saturday, 26 April 2025

GINETTA GT CHAMPIONSHIP

2025 Protyre Motorsport Ginetta GT Championship

SESSION 25 - RACE 2 - ROUND 4 - GRID (25 minutes) - AMENDED

ROW 10	19	11	Amy TOMLINSON	2:13.592		
ROW 9	17	3	James TOWNSEND	2:12.580	18	4	Oliver FORDHAM	2:12.925
ROW 8	15	47	Emma TOMLINSON	2:12.242	16	78	Colin WHITE	2:12.271
ROW 7	13	19	Carl GARNETT	2:11.633	14	27	Alex DUNCAN	2:09.828
ROW 6	11	21	Luke SHAW	2:10.902	12	44	Peter MANGION	2:11.441
ROW 5	9	33	Mike TAYLOR	2:09.897	10	63	Ali JUFFALI	2:10.580
ROW 4	7	12	Jack COLLINS	2:09.635	8	23	Harry GAMBLE	2:09.760
ROW 3	5	39	Cameron PRATT THOMPSON	2:09.515	6	1	Mckenzie DOUGLASS	2:09.522
ROW 2	3	26	Robert CRONIN	2:09.460	4	57	Nick WHITE	2:09.496
ROW 1	1	43	Archie CLARK	2:09.319	2	37	Hadley SIMPSON	2:09.336
			Pole					

Car 27 - 5 place grid penalty for Ch.12 App.7 Art.1.8 causing a collision

These results are provisional until the conclusion of any judicial and technical matters.

Silverstone GP: 3.6604 miles

Clerk Of Course: Paul Levitt	Timekeeper: Gethin Rees	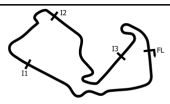

Results can be found at www.tsl-timing.com

Printed - 09:04 Sunday, 27 April 2025

2025 Protyre Motorsport Ginetta GT Championship

SESSION 25 - RACE 2 - ROUND 4 - CLASSIFICATION

Race Distance: 12 Laps / 43.92 miles

POS	NO	CL	PIC	NAME	NAT	ENTRY	LAPS	TIME	GAP	DIFF	MPH	BEST	ON	GRD	↑↓
1	43	PRO	1	Archie CLARK	GBR	MDD Racing	12	26:15.978			100.33	2:10.368	10	1	0
2	37	PRO	2	Hadley SIMPSON	GBR	Xentek Motorsport	12	26:16.633	0.655	0.655	100.29	2:10.344	9	2	0
3	1	PRO	3	Mckenzie DOUGLASS	GBR	Fox Motorsport	12	26:23.404	7.426	6.771	99.86	2:11.108	9	6	3
4	23	PRO/AM	1	Harry GAMBLE	GBR	Elite Motorsport	12	26:26.032	10.054	2.628	99.70	2:11.221	8	8	4
5	26	PRO	4	Robert CRONIN	IRL	Elite Motorsport	12	26:28.836	12.858	2.804	99.52	2:11.352	5	3	-2
6	12	PRO	5	Jack COLLINS	GBR	E3 Sport	12	26:30.546	14.568	1.710	99.42	2:10.948	11	7	1
7	57	PRO/AM	2	Nick WHITE	GBR	Raceway Motorsport	12	26:31.084	15.106	0.538	99.38	2:11.145	10	4	-3
8	39	PRO	6	Cameron PRATT THOMPSON	GBR	SVG Motorsport	12	26:31.418	15.440	0.334	99.36	2:11.309	11	5	-3
9	27	PRO/AM	3	Alex DUNCAN	GBR	Xentek Motorsport	12	26:33.381	17.403	1.963	99.24	2:11.464	9	14	5
10	33	PRO/AM	4	Mike TAYLOR	GBR	Triple M Motorsport	12	26:34.135	18.157	0.754	99.19	2:11.457	10	9	-1
11	63	AM	1	Ali JUFFALI	KSA	Elite Motorsport	12	26:34.722	18.744	0.587	99.16	2:11.446	9	10	-1
12	21	AM	2	Luke SHAW	GBR	Raceway Motorsport	12	26:37.263	21.285	2.541	99.00	2:11.678	9	11	-1
13	19	AM	3	Carl GARNETT	GBR	Breakell Racing	12	26:49.977	33.999	12.714	98.22	2:12.675	6	13	0
14	78	AM	4	Colin WHITE	GBR	CWS Engineering	12	27:00.441	44.463	10.464	97.58	2:12.835	5	16	2
15	3	AM	5	James TOWNSEND	GBR	SVG Motorsport	12	27:09.399	53.421	8.958	97.05	2:13.003	10	17	2
16	4	AM	6	Oliver FORDHAM	GBR	Fox Motorsport	12	27:12.319	56.341	2.920	96.87	2:14.129	10	18	2
17	47	AM	7	Emma TOMLINSON	GBR	DTO Motorsport	12	27:12.645	56.667	0.326	96.85	2:14.582	8	15	-2
18	11	AM	8	Amy TOMLINSON	GBR	Raceway Motorsport	12	27:31.953	1:15.975	19.308	95.72	2:14.916	10	19	1

NOT STARTED

NS	44	AM		Peter MANGION	GBR	Elite Motorsport								12	

FASTEST LAP

	37	PRO	Hadley SIMPSON	GBR	Xentek Motorsport	9	2:10.344	101.10 mph	162.70 kph
	57	PRO/AM	Nick WHITE	GBR	Raceway Motorsport	10	2:11.145	100.48 mph	161.71 kph
	63	AM	Ali JUFFALI	KSA	Elite Motorsport	9	2:11.446	100.25 mph	161.34 kph

Weather / Track : Sunny / Dry

These results are provisional until the conclusion of any judicial and technical matters.

Date: 27/04/2025 Start: 16:26 Finish: 16:53

Silverstone GP: 3.6604 miles

Clerk Of Course: Paul Levitt	Timekeeper: Gethin Rees	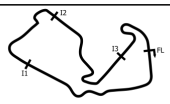

Results can be found at www.tsl-timing.com

Printed - 16:57 Sunday, 27 April 2025

2025 Protyre Motorsport Ginetta GT Championship

SESSION 25 - RACE 2 - ROUND 4 - LAP CHART

LAP 1		@ 16:29:13.211	LAP 2		@ 16:31:25.047	LAP 3		@ 16:33:36.411	LAP 4		@ 16:35:47.678	LAP 5		@ 16:37:58.339
NO	BEHIND	LAP TIME	NO	BEHIND	LAP TIME	NO	BEHIND	LAP TIME	NO	BEHIND	LAP TIME	NO	BEHIND	LAP TIME
43		2:15.990	**43**		2:11.836	**43**		2:11.364	**43**		2:11.267	**43**		2:10.661
37	0.599	2:16.589	**37**	0.486	2:11.723	**37**	0.487	2:11.365	**37**	0.492	2:11.272	**37**	0.837	2:11.006
1	1.213	2:17.203	**1**	1.059	2:11.682	**1**	1.177	2:11.482	**1**	1.588	2:11.678	**1**	2.661	2:11.734
23	2.389	2:18.379	**23**	2.761	2:12.208	**23**	3.157	2:11.760	**23**	3.785	2:11.895	**23**	4.904	2:11.780
57	2.807	2:18.797	**57**	3.675	2:12.704	**57**	4.567	2:12.256	**57**	4.999	2:11.699	**57**	6.047	2:11.709
26	3.073	2:19.063	**12**	3.968	2:12.046	**26**	5.122	2:12.109	**26**	5.640	2:11.785	**26**	6.331	2:11.352
12	3.758	2:19.748	**26**	4.377	2:13.140	**12**	5.517	2:12.913	**12**	5.939	2:11.689	**12**	6.790	2:11.512
39	4.231	2:20.221	**39**	5.158	2:12.763	**39**	6.132	2:12.338	**39**	6.665	2:11.800	**39**	8.031	2:12.027
27	5.513	2:21.503	**27**	6.190	2:12.513	**27**	6.970	2:12.144	**27**	7.513	2:11.810	**27**	8.696	2:11.844
33	5.750	2:21.740	**33**	6.895	2:12.981	**33**	7.799	2:12.268	**33**	8.588	2:12.056	**33**	9.433	2:11.506
63	5.943	2:21.933	**63**	7.329	2:13.222	**63**	8.312	2:12.347	**63**	9.430	2:12.385	**63**	10.447	2:11.678
21	6.931	2:22.921	**21**	8.182	2:13.087	**21**	9.202	2:12.384	**21**	10.092	2:12.157	**21**	11.311	2:11.880
19	7.693	2:23.683	**19**	9.917	2:14.060	**19**	12.212	2:13.659	**19**	14.363	2:13.418	**19**	16.806	2:13.104
78	8.013	2:24.003	**78**	10.681	2:14.504	**78**	12.704	2:13.387	**78**	15.203	2:13.766	**78**	17.377	2:12.835
4	9.389	2:25.379	**4**	13.147	2:15.594	**3**	16.355	2:14.436	**3**	19.002	2:13.914	**3**	22.118	2:13.777
3	9.636	2:25.626	**3**	13.283	2:15.483	**47**	18.255	2:15.768	**47**	22.706	2:15.718	**47**	27.339	2:15.294
47	9.994	2:25.984	**47**	13.851	2:15.693	**4**	18.495	2:16.712	**4**	22.990	2:15.762	**4**	27.597	2:15.268
11	10.967	2:26.957	**11**	16.747	2:17.616	**11**	22.499	2:17.116	**11**	28.060	2:16.828	**11**	43.064	2:25.665

Weather / Track : Sunny / Dry

Silverstone GP: 3.6604 miles
Date: 27/04/2025 Start: 16:26 Finish: 16:53

2025 Protyre Motorsport Ginetta GT Championship

SESSION 25 - RACE 2 - ROUND 4 - LAP CHART

LAP 6		@ 16:40:09.276	LAP 7		@ 16:42:19.992	LAP 8		@ 16:44:30.705	LAP 9		@ 16:46:41.494	LAP 10		@ 16:48:51.862
NO	BEHIND	LAP TIME	NO	BEHIND	LAP TIME	NO	BEHIND	LAP TIME	NO	BEHIND	LAP TIME	NO	BEHIND	LAP TIME
43		2:10.937	**43**		2:10.716	**43**		2:10.713	**43**		2:10.789	**43**		2:10.368
37	0.743	2:10.843	**37**	0.894	2:10.867	**37**	0.844	2:10.663	**37**	0.399	2:10.344	**37**	0.733	2:10.702
1	3.289	2:11.565	**1**	3.831	2:11.258	**1**	4.515	2:11.397	**1**	4.834	2:11.108	**1**	5.793	2:11.327
23	5.295	2:11.328	**23**	5.880	2:11.301	**23**	6.388	2:11.221	**23**	6.892	2:11.293	**23**	7.790	2:11.266
57	7.046	2:11.936	**57**	7.933	2:11.603	**26**	9.200	2:11.482	**26**	9.884	2:11.473	**26**	11.120	2:11.604
26	7.338	2:11.944	**26**	8.431	2:11.809	**57**	9.722	2:12.502	**57**	11.198	2:12.265	**57**	11.975	2:11.145
12	7.686	2:11.833	**12**	8.826	2:11.856	**12**	9.849	2:11.736	**12**	11.413	2:12.353	**12**	13.068	2:12.023
39	8.449	2:11.355	**39**	9.356	2:11.623	**39**	10.159	2:11.516	**39**	11.897	2:12.527	**39**	13.665	2:12.136
27	9.519	2:11.760	**27**	10.733	2:11.930	**27**	11.983	2:11.963	**27**	12.658	2:11.464	**27**	14.203	2:11.913
33	10.885	2:12.389	**33**	11.717	2:11.548	**33**	12.508	2:11.504	**33**	13.720	2:12.001	**33**	14.809	2:11.457
63	11.216	2:11.706	**63**	12.412	2:11.912	**63**	13.289	2:11.590	**63**	13.946	2:11.446	**63**	15.952	2:12.374
21	12.375	2:12.001	**21**	13.898	2:12.239	**21**	15.076	2:11.891	**21**	15.965	2:11.678	**21**	17.401	2:11.804
19	18.544	2:12.675	**19**	21.004	2:13.176	**19**	23.876	2:13.585	**19**	25.927	2:12.840	**19**	28.747	2:13.188
78	21.476	2:15.036	**78**	24.694	2:13.934	**78**	27.645	2:13.664	**78**	30.954	2:14.098	**78**	34.403	2:13.817
3	24.801	2:13.620	**3**	27.504	2:13.419	**3**	30.238	2:13.447	**3**	33.262	2:13.813	**3**	35.897	2:13.003
47	31.627	2:15.225	**47**	35.769	2:14.858	**47**	39.638	2:14.582	**47**	43.959	2:15.110	**47**	48.475	2:14.884
4	31.872	2:15.212	**4**	35.948	2:14.792	**4**	40.017	2:14.782	**4**	45.143	2:15.915	**4**	48.904	2:14.129
11	48.292	2:16.165	**11**	53.520	2:15.944	**11**	58.104	2:15.297	**11**	1:02.478	2:15.163	**11**	1:07.026	2:14.916

Weather / Track : Sunny / Dry

Silverstone GP: 3.6604 miles
Date: 27/04/2025 Start: 16:26 Finish: 16:53

2025 Protyre Motorsport Ginetta GT Championship

SESSION 25 - RACE 2 - ROUND 4 - LAP CHART

LAP 11 @ 16:51:02.617		
NO	BEHIND	LAP TIME
43		2:10.755
37	0.525	2:10.547
1	6.717	2:11.679
23	8.703	2:11.668
26	11.985	2:11.620
57	12.982	2:11.762
12	13.261	2:10.948
39	14.219	2:11.309
27	16.186	2:12.738
33	16.651	2:12.597
63	17.332	2:12.135
21	18.751	2:12.105
19	30.915	2:12.923
78	39.382	2:15.734
3	49.862	2:24.720
47	52.413	2:14.693
4	52.654	2:14.505
11	1:11.488	2:15.217

LAP 12 @ 16:53:13.199		
NO	BEHIND	LAP TIME
43		2:10.582
37	0.655	2:10.712
1	7.426	2:11.291
23	10.054	2:11.933
26	12.858	2:11.455
12	14.568	2:11.889
57	15.106	2:12.706
39	15.440	2:11.803
27	17.403	2:11.799
33	18.157	2:12.088
63	18.744	2:11.994
21	21.285	2:13.116
19	33.999	2:13.666
78	44.463	2:15.663
3	53.421	2:14.141
4	56.341	2:14.269
47	56.667	2:14.836
11	1:15.975	2:15.069

Weather / Track : Sunny / Dry

Silverstone GP: 3.6604 miles
Date: 27/04/2025 Start: 16:26 Finish: 16:53

2025 Protyre Motorsport Ginetta GT Championship

SESSION 25 - RACE 2 - ROUND 4 - POSITION CHART WITH INTERMEDIATES

No	Name	Lap / Pos	L0 - Int1-M	L0 - Int2-M	L0 - Int3-M	L1 - Finish	L1 - Int1-M	L1 - Int2-M	L1 - Int3-M	L2 - Finish	L2 - Int1-M	L2 - Int2-M	L2 - Int3-M	L3 - Finish	L3 - Int1-M	L3 - Int2-M	L3 - Int3-M	L4 - Finish	L4 - Int1-M	L4 - Int2-M	L4 - Int3-M	L5 - Finish	L5 - Int1-M	L5 - Int2-M	L5 - Int3-M	L6 - Finish	L6 - Int1-M	L6 - Int2-M	L6 - Int3-M	L7 - Finish	L7 - Int1-M	L7 - Int2-M	L7 - Int3-M	L8 - Finish
43	CLARK	1	43	43	43	43	43	43	43	43	43	43	43	43	43	43	43	43	43	43	43	43	43	43	43	43	43	43	43	43	43	43	43	43
37	SIMPSON	2	37	37	37	37	37	37	37	37	37	37	37	37	37	37	37	37	37	37	37	37	37	37	37	37	37	37	37	37	37	37	37	37
26	CRONIN	3	57	1	1	1	1	1	1	1	1	1	1	1	1	1	1	1	1	1	1	1	1	1	1	1	1	1	1	1	1	1	1	1
57	WHITE	4	1	57	57	23	23	23	23	23	23	23	23	23	23	23	23	23	23	23	23	23	23	23	23	23	23	23	23	23	23	23	23	23
39	PRATT THOMPSON	5	26	23	23	57	57	57	57	57	57	57	57	57	57	57	57	57	57	57	57	57	57	57	57	57	57	57	57	57	57	57	26	26
1	DOUGLASS	6	23	26	26	26	26	12	12	12	12	26	26	26	26	26	26	26	26	26	26	26	26	26	26	26	26	26	26	26	26	26	57	57
12	COLLINS	7	12	12	12	12	12	26	26	26	26	12	12	12	12	12	12	12	12	12	12	12	12	12	12	12	12	12	12	12	12	12	12	12
23	GAMBLE	8	63	63	39	39	39	39	39	39	39	39	39	39	39	39	39	39	39	39	39	39	39	39	39	39	39	39	39	39	39	39	39	39
33	TAYLOR	9	39	39	63	27	27	27	27	27	27	27	27	27	27	27	27	27	27	27	27	27	27	27	27	27	27	27	27	27	27	27	27	27
63	JUFFALI	10	21	27	27	33	33	33	33	33	33	33	33	33	33	33	33	33	33	33	33	33	33	33	33	33	33	33	33	33	33	33	33	33
21	SHAW	11	27	33	33	63	63	63	63	63	63	63	63	63	63	63	63	63	63	63	63	63	63	63	63	63	63	63	63	63	63	63	63	63
44	MANGION	12	33	21	21	21	21	21	21	21	21	21	21	21	21	21	21	21	21	21	21	21	21	21	21	21	21	21	21	21	21	21	21	21
19	GARNETT	13	19	19	78	19	19	19	19	19	19	19	19	19	19	19	19	19	19	19	19	19	19	19	19	19	19	19	19	19	19	19	19	19
27	DUNCAN	14	47	78	19	78	78	78	78	78	78	78	78	78	78	78	78	78	78	78	78	78	78	78	78	78	78	78	78	78	78	78	78	78
47	TOMLINSON	15	78	3	3	4	4	4	4	4	3	3	3	3	3	3	3	3	3	3	3	3	3	3	3	3	3	3	3	3	3	3	3	3
78	WHITE	16	3	47	4	3	3	3	3	3	4	4	4	47	47	47	47	47	47	47	47	47	47	47	47	47	47	47	47	47	47	47	47	47
3	TOWNSEND	17	4	4	47	47	47	47	47	47	47	47	47	4	4	4	4	4	4	4	4	4	4	4	4	4	4	4	4	4	4	4	4	4
4	FORDHAM	18	11	11	11	11	11	11	11	11	11	11	11	11	11	11	11	11	11	11	11	11	11	11	11	11	11	11	11	11	11	11	11	11
11	TOMLINSON	19																																

Weather / Track : Sunny / Dry

Silverstone GP: 3.6604 miles
Date: 27/04/2025 Start: 16:26 Finish: 16:53

2025 Protyre Motorsport Ginetta GT Championship

SESSION 25 - RACE 2 - ROUND 4 - POSITION CHART WITH INTERMEDIATES

No	Name	Lap / Pos	L8 - Int1-M	L8 - Int2-M	L8 - Int3-M	L9 - Finish	L9 - Int1-M	L9 - Int2-M	L9 - Int3-M	L10 - Finish	L10 - Int1-M	L10 - Int2-M	L10 - Int3-M	L11 - Finish	L11 - Int1-M	L11 - Int2-M	L11 - Int3-M	L12 - Finish
43	CLARK	1	43	43	43	43	43	43	43	43	43	43	43	43	43	43	43	43
37	SIMPSON	2	37	37	37	37	37	37	37	37	37	37	37	37	37	37	37	37
26	CRONIN	3	1	1	1	1	1	1	1	1	1	1	1	1	1	1	1	1
57	WHITE	4	23	23	23	23	23	23	23	23	23	23	23	23	23	23	23	23
39	PRATT THOMPSON	5	26	26	26	26	26	26	26	26	26	26	26	26	26	26	26	26
1	DOUGLASS	6	57	57	57	57	57	57	57	57	57	57	57	57	57	12	12	12
12	COLLINS	7	12	12	12	12	12	12	12	12	12	12	12	12	12	57	57	57
23	GAMBLE	8	39	39	39	39	39	39	39	39	39	39	39	39	39	39	39	39
33	TAYLOR	9	27	27	27	27	27	27	27	27	27	27	27	27	27	27	27	27
63	JUFFALI	10	33	33	33	33	33	33	33	33	33	33	33	33	33	33	33	33
21	SHAW	11	63	63	63	63	63	63	63	63	63	63	63	63	63	63	63	63
44	MANGION	12	21	21	21	21	21	21	21	21	21	21	21	21	21	21	21	21
19	GARNETT	13	19	19	19	19	19	19	19	19	19	19	19	19	19	19	19	19
27	DUNCAN	14	78	78	78	78	78	78	78	78	78	78	78	78	78	78	78	78
47	TOMLINSON	15	3	3	3	3	3	3	3	3	3	3	3	3	3	3	3	3
78	WHITE	16	47	47	47	47	47	47	47	47	47	47	47	47	47	47	47	4
3	TOWNSEND	17	4	4	4	4	4	4	4	4	4	4	4	4	4	4	4	47
4	FORDHAM	18	11	11	11	11	11	11	11	11	11	11	11	11	11	11	11	11
11	TOMLINSON	19																

Weather / Track : Sunny / Dry

Silverstone GP: 3.6604 miles
Date: 27/04/2025 Start: 16:26 Finish: 16:53

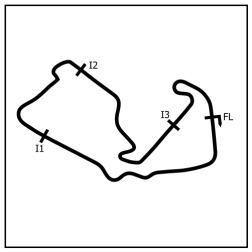

2025 Protyre Motorsport Ginetta GT Championship

SESSION 25 - RACE 2 - ROUND 4 - SECTOR ANALYSIS

SECTOR 1 = FL to I1, SECTOR 2 = I1 to I2 SECTOR 3 = I2 to I3, SECTOR 4 = I3 to FL, DIFF = Difference To Personal Best Lap, P = Crossed Finish Line in Pit Lane, D = Time Disallowed

P1 43 PRO Archie CLARK — MDD Racing

IDEAL LAP TIME : 2:10.136 BEST LAP TIME : 2:10.368 DIFFERENCE : 0.232

LAP	SECTOR 1		SECTOR 2		SECTOR 3		SECTOR 4		LAP TIME		MPH	DIFF	TIME OF DAY
1 -		134.2	27.558	103.5	40.001	131.5	24.154	121.1	2:15.990		96.90	5.622	16:29:13.211
2 -	40.434	135.0	27.292	104.6	40.061	131.8	24.049	121.7	2:11.836		99.95	1.468	16:31:25.047
3 -	40.329	133.9	27.322	104.5	39.783	132.6	23.930	122.0	2:11.364		100.31	0.996	16:33:36.411
4 -	40.310	135.0	27.175	104.5	39.660	132.6	24.122	122.0	2:11.267		100.38	0.899	16:35:47.678
5 -	39.811	135.0	27.311	104.5	***39.568***	132.3	23.971	122.4	2:10.661	**(3)**	100.85	0.293	16:37:58.339
6 -	40.014	135.2	27.241	105.0	39.683	132.6	23.999	122.2	2:10.937		100.64	0.569	16:40:09.276
7 -	40.023	135.0	27.284	105.0	39.576	***133.1***	***23.833***	122.6	2:10.716		100.81	0.348	16:42:19.992
8 -	39.922	134.4	27.288	***105.1***	39.594	132.6	23.909	***122.9***	2:10.713		100.81	0.345	16:44:30.705
9 -	39.986	135.2	27.092	***105.1***	39.765	132.6	23.946	122.6	2:10.789		100.75	0.421	16:46:41.494
10 -	***39.653***	***135.5***	***27.082***	104.8	39.580	132.6	24.053	122.6	***2:10.368***	**(1)**	***101.08***		***16:48:51.862***
11 -	39.968	135.0	27.179	***105.1***	39.682	132.6	23.926	122.4	2:10.755		100.78	0.387	16:51:02.617
12 -	39.904	135.0	27.101	***105.1***	39.573	132.3	24.004	122.4	2:10.582	**(2)**	100.91	0.214	16:53:13.199

P2 37 PRO Hadley SIMPSON — Xentek Motorsport

IDEAL LAP TIME : 2:10.262 BEST LAP TIME : 2:10.344 DIFFERENCE : 0.082

LAP	SECTOR 1		SECTOR 2		SECTOR 3		SECTOR 4		LAP TIME		MPH	DIFF	TIME OF DAY
1 -		135.0	27.849	103.2	40.127	132.8	24.033	122.9	2:16.589		96.47	6.245	16:29:13.810
2 -	40.381	135.5	27.249	104.3	40.091	132.8	24.002	123.1	2:11.723		100.04	1.379	16:31:25.533
3 -	40.159	135.0	27.453	104.0	39.885	133.1	23.868	123.1	2:11.365		100.31	1.021	16:33:36.898
4 -	40.136	136.3	27.343	104.5	39.803	132.6	23.990	123.1	2:11.272		100.38	0.928	16:35:48.170
5 -	40.084	136.9	27.145	104.6	39.832	133.1	23.945	123.1	2:11.006		100.58	0.662	16:37:59.176
6 -	40.043	136.3	27.228	104.6	39.690	133.1	23.882	123.3	2:10.843		100.71	0.499	16:40:10.019
7 -	40.042	136.3	27.254	104.5	39.687	***133.4***	23.884	123.6	2:10.867		100.69	0.523	16:42:20.886
8 -	39.963	137.5	27.160	104.8	39.688	133.1	23.852	***124.0***	2:10.663	**(3)**	100.85	0.319	16:44:31.549
9 -	39.910	***138.3***	***27.032***	***105.1***	***39.521***	132.6	23.881	123.8	***2:10.344***	**(1)**	***101.10***		***16:46:41.893***
10 -	***39.890***	138.0	27.142	104.8	39.774	133.1	23.896	123.6	2:10.702		100.82	0.358	16:48:52.595
11 -	39.980	137.2	27.124	105.0	39.624	***133.4***	***23.819***	123.8	2:10.547	**(2)**	100.94	0.203	16:51:03.142
12 -	39.992	137.7	27.147	***105.1***	39.701	133.1	23.872	123.8	2:10.712		100.81	0.368	16:53:13.854

P3 1 PRO Mckenzie DOUGLASS — Fox Motorsport

IDEAL LAP TIME : 2:11.019 BEST LAP TIME : 2:11.108 DIFFERENCE : 0.089

LAP	SECTOR 1		SECTOR 2		SECTOR 3		SECTOR 4		LAP TIME		MPH	DIFF	TIME OF DAY
1 -		135.5	27.904	102.9	40.190	132.3	24.121	121.7	2:17.203		96.04	6.095	16:29:14.424
2 -	40.298	135.8	27.264	103.7	40.051	132.3	24.069	122.4	2:11.682		100.07	0.574	16:31:26.106
3 -	40.193	135.0	27.372	103.4	39.967	***132.8***	***23.950***	122.2	2:11.482		100.22	0.374	16:33:37.588
4 -	40.097	135.5	27.418	103.4	40.135	131.8	24.028	122.6	2:11.678		100.07	0.570	16:35:49.266
5 -	40.270	***136.9***	27.323	103.4	40.081	132.1	24.060	122.2	2:11.734		100.03	0.626	16:38:01.000
6 -	40.116	135.5	27.349	103.5	39.999	132.3	24.101	122.2	2:11.565		100.16	0.457	16:40:12.565
7 -	40.105	135.0	27.274	104.0	39.920	132.6	23.959	122.9	2:11.258	**(2)**	100.39	0.150	16:42:23.823
8 -	40.177	135.8	27.402	103.4	***39.817***	132.1	24.001	***123.1***	2:11.397		100.28	0.289	16:44:35.220
9 -	***40.084***	136.6	27.253	***104.3***	39.819	132.3	23.952	122.9	***2:11.108***	**(1)**	***100.51***		***16:46:46.328***
10 -	40.094	136.6	27.260	103.8	39.847	132.1	24.126	122.4	2:11.327		100.34	0.219	16:48:57.655
11 -	40.380	135.5	27.336	103.8	39.843	132.1	24.120	122.4	2:11.679		100.07	0.571	16:51:09.334
12 -	40.158	136.3	***27.168***	***104.3***	39.921	132.1	24.044	122.6	2:11.291	**(3)**	100.37	0.183	16:53:20.625

Weather / Track : Sunny / Dry

Silverstone GP: 3.6604 miles
Date: 27/04/2025 Start: 16:26 Finish: 16:53

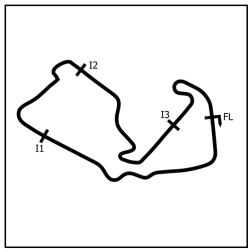

2025 Protyre Motorsport Ginetta GT Championship

SESSION 25 - RACE 2 - ROUND 4 - SECTOR ANALYSIS

SECTOR 1 = FL to I1, SECTOR 2 = I1 to I2 SECTOR 3 = I2 to I3, SECTOR 4 = I3 to FL, DIFF = Difference To Personal Best Lap, P = Crossed Finish Line in Pit Lane, D = Time Disallowed

P4 23 PRO/AM Harry GAMBLE — Elite Motorsport

IDEAL LAP TIME : 2:10.978 BEST LAP TIME : 2:11.221 DIFFERENCE : 0.243

LAP	SECTOR 1		SECTOR 2		SECTOR 3		SECTOR 4		LAP TIME		MPH	DIFF	TIME OF DAY
1 -		137.2	28.371	100.9	40.437	***132.1***	24.151	121.7	2:18.379		95.22	7.158	16:29:15.600
2 -	40.443	134.2	27.440	103.8	40.044	131.3	24.281	122.0	2:12.208		99.67	0.987	16:31:27.808
3 -	40.540	134.7	27.280	104.2	39.818	131.5	24.122	122.0	2:11.760		100.01	0.539	16:33:39.568
4 -	40.479	135.0	27.459	102.9	39.866	131.8	24.091	122.4	2:11.895		99.91	0.674	16:35:51.463
5 -	40.265	136.9	27.509	103.4	39.848	131.5	24.158	122.2	2:11.780		99.99	0.559	16:38:03.243
6 -	40.192	137.2	***27.218***	104.5	39.820	131.8	24.098	122.2	2:11.328		100.34	0.107	16:40:14.571
7 -	***40.054***	137.2	27.294	104.5	39.828	***132.1***	24.125	***123.1***	2:11.301		100.36	0.080	16:42:25.872
8 -	40.216	138.6	27.276	104.8	***39.654***	131.5	24.075	***123.1***	***2:11.221***	**(1)**	***100.42***		***16:44:37.093***
9 -	40.118	138.6	27.266	104.6	39.857	***132.1***	***24.052***	122.6	2:11.293	**(3)**	100.36	0.072	16:46:48.386
10 -	40.082	139.2	27.280	104.5	39.795	***132.1***	24.109	***123.1***	2:11.266	**(2)**	100.38	0.045	16:48:59.652
11 -	40.146	***139.5***	27.343	104.2	39.879	131.8	24.300	122.2	2:11.668		100.08	0.447	16:51:11.320
12 -	40.317	138.6	27.494	***105.0***	39.923	131.3	24.199	122.4	2:11.933		99.88	0.712	16:53:23.253

P5 26 PRO Robert CRONIN — Elite Motorsport

IDEAL LAP TIME : 2:11.036 BEST LAP TIME : 2:11.352 DIFFERENCE : 0.316

LAP	SECTOR 1		SECTOR 2		SECTOR 3		SECTOR 4		LAP TIME		MPH	DIFF	TIME OF DAY
1 -		135.8	28.470	102.1	41.054	131.3	24.193	122.2	2:19.063		94.76	7.711	16:29:16.284
2 -	40.734	134.7	27.942	103.7	40.138	132.8	24.326	122.2	2:13.140		98.97	1.788	16:31:29.424
3 -	40.474	137.5	27.499	103.7	40.089	132.1	24.047	122.9	2:12.109		99.74	0.757	16:33:41.533
4 -	40.251	135.8	27.380	103.7	40.179	132.1	***23.975***	123.1	2:11.785		99.99	0.433	16:35:53.318
5 -	***40.071***	138.0	27.331	104.5	39.960	132.8	23.990	123.3	***2:11.352***	**(1)**	***100.32***		***16:38:04.670***
6 -	40.360	137.7	27.421	104.5	40.151	132.8	24.012	123.1	2:11.944		99.87	0.592	16:40:16.614
7 -	40.193	138.6	27.484	104.0	40.071	***133.1***	24.061	***123.6***	2:11.809		99.97	0.457	16:42:28.423
8 -	40.095	***139.8***	27.275	***104.8***	40.089	131.5	24.023	122.9	2:11.482		100.22	0.130	16:44:39.905
9 -	40.102	138.6	***27.133***	104.5	40.196	131.3	24.042	123.3	2:11.473	**(3)**	100.23	0.121	16:46:51.378
10 -	40.251	138.3	27.235	104.2	40.021	131.5	24.097	122.9	2:11.604		100.13	0.252	16:49:02.982
11 -	40.308	138.3	27.371	103.8	***39.857***	131.8	24.084	122.4	2:11.620		100.11	0.268	16:51:14.602
12 -	40.134	138.6	27.312	104.6	39.915	131.3	24.094	122.9	2:11.455	**(2)**	100.24	0.103	16:53:26.057

P6 12 PRO Jack COLLINS — E3 Sport

IDEAL LAP TIME : 2:10.849 BEST LAP TIME : 2:10.948 DIFFERENCE : 0.099

LAP	SECTOR 1		SECTOR 2		SECTOR 3		SECTOR 4		LAP TIME		MPH	DIFF	TIME OF DAY
1 -		137.2	28.511	103.2	41.520	132.6	24.166	122.4	2:19.748		94.29	8.800	16:29:16.969
2 -	40.078	136.6	27.641	103.7	40.211	133.1	24.116	123.3	2:12.046		99.79	1.098	16:31:29.015
3 -	40.770	135.5	27.825	104.5	40.239	134.2	24.079	123.1	2:12.913		99.14	1.965	16:33:41.928
4 -	40.088	138.3	27.577	104.0	39.993	134.7	24.031	123.1	2:11.689	**(3)**	100.06	0.741	16:35:53.617
5 -	39.988	140.6	27.553	104.2	39.942	134.7	24.029	123.1	2:11.512	**(2)**	100.20	0.564	16:38:05.129
6 -	40.118	140.6	27.557	104.6	39.934	***135.2***	24.224	123.6	2:11.833		99.95	0.885	16:40:16.962
7 -	39.920	140.6	27.680	103.8	40.295	135.0	***23.961***	124.0	2:11.856		99.94	0.908	16:42:28.818
8 -	39.936	142.1	27.481	104.2	***39.893***	134.2	24.426	***124.3***	2:11.736		100.03	0.788	16:44:40.554
9 -	40.427	142.1	27.617	***105.1***	40.196	134.7	24.113	124.0	2:12.353		99.56	1.405	16:46:52.907
10 -	40.084	142.4	27.653	102.7	40.307	134.4	23.979	123.6	2:12.023		99.81	1.075	16:49:04.930
11 -	***39.617***	142.4	***27.378***	104.8	39.955	134.4	23.998	124.0	***2:10.948***	**(1)**	***100.63***		***16:51:15.878***
12 -	39.997	***144.3***	27.835	103.8	40.018	133.4	24.039	123.8	2:11.889		99.91	0.941	16:53:27.767

Weather / Track : Sunny / Dry

Silverstone GP: 3.6604 miles
Date: 27/04/2025 Start: 16:26 Finish: 16:53

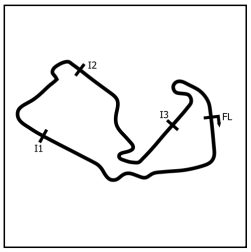

2025 Protyre Motorsport Ginetta GT Championship

SESSION 25 - RACE 2 - ROUND 4 - SECTOR ANALYSIS

SECTOR 1 = FL to I1, SECTOR 2 = I1 to I2 SECTOR 3 = I2 to I3, SECTOR 4 = I3 to FL, DIFF = Difference To Personal Best Lap, P = Crossed Finish Line in Pit Lane, D = Time Disallowed

P7 57 PRO/AM Nick WHITE — Raceway Motorsport

IDEAL LAP TIME : 2:11.056 BEST LAP TIME : 2:11.145 DIFFERENCE : 0.089

LAP	SECTOR 1		SECTOR 2		SECTOR 3		SECTOR 4		LAP TIME		MPH	DIFF	TIME OF DAY
1 -		135.8	28.546	101.9	40.757	133.1	24.705	122.6	2:18.797		94.94	7.652	16:29:16.018
2 -	40.592	136.3	27.594	103.8	40.179	132.6	24.339	122.2	2:12.704		99.30	1.559	16:31:28.722
3 -	40.550	135.8	27.498	104.0	40.084	132.3	24.124	122.9	2:12.256		99.63	1.111	16:33:40.978
4 -	40.348	136.3	27.343	104.0	39.845	132.3	24.163	122.9	2:11.699	(3)	100.05	0.554	16:35:52.677
5 -	40.354	136.9	27.378	104.0	39.834	133.1	24.143	122.9	2:11.709		100.05	0.564	16:38:04.386
6 -	40.380	136.3	27.371	104.3	40.150	132.8	24.035	122.9	2:11.936		99.88	0.791	16:40:16.322
7 -	40.146	136.1	27.508	104.0	39.947	133.1	***24.002***	123.3	2:11.603	(2)	100.13	0.458	16:42:27.925
8 -	40.257	137.2	***27.217***	104.6	40.608	130.3	24.420	***123.6***	2:12.502		99.45	1.357	16:44:40.427
9 -	40.288	138.6	27.716	***105.0***	40.200	132.8	24.061	122.9	2:12.265		99.63	1.120	16:46:52.692
10 -	***40.026***	138.3	27.279	104.3	***39.811***	***133.4***	24.029	***123.6***	***2:11.145***	(1)	***100.48***		***16:49:03.837***
11 -	40.256	138.3	27.333	104.5	39.902	133.1	24.271	123.3	2:11.762		100.01	0.617	16:51:15.599
12 -	40.203	***138.9***	28.267	103.0	40.062	***133.4***	24.174	123.1	2:12.706		99.30	1.561	16:53:28.305

P8 39 PRO Cameron PRATT THOMPSON — SVG Motorsport

IDEAL LAP TIME : 2:11.130 BEST LAP TIME : 2:11.309 DIFFERENCE : 0.179

LAP	SECTOR 1		SECTOR 2		SECTOR 3		SECTOR 4		LAP TIME		MPH	DIFF	TIME OF DAY
1 -		135.8	27.863	103.4	41.124	133.1	24.490	122.2	2:20.221		93.97	8.912	16:29:17.442
2 -	40.433	136.6	27.693	102.9	40.389	132.6	24.248	122.6	2:12.763		99.25	1.454	16:31:30.205
3 -	40.284	136.3	27.581	104.2	40.133	132.8	24.340	123.1	2:12.338		99.57	1.029	16:33:42.543
4 -	40.143	136.6	27.435	103.8	40.072	132.3	24.150	122.9	2:11.800		99.98	0.491	16:35:54.343
5 -	40.611	132.6	27.434	104.2	39.977	132.6	***24.005***	122.9	2:12.027		99.81	0.718	16:38:06.370
6 -	39.991	136.9	***27.246***	104.5	39.990	133.4	24.128	123.3	2:11.355	(2)	100.32	0.046	16:40:17.725
7 -	40.023	136.3	27.454	104.3	40.056	***134.2***	24.090	123.8	2:11.623		100.11	0.314	16:42:29.348
8 -	40.001	138.6	27.424	104.6	***39.895***	133.4	24.196	***124.0***	2:11.516	(3)	100.19	0.207	16:44:40.864
9 -	40.455	139.2	27.575	104.6	40.188	133.9	24.309	123.6	2:12.527		99.43	1.218	16:46:53.391
10 -	40.138	138.9	27.343	***105.0***	40.428	133.4	24.227	123.6	2:12.136		99.72	0.827	16:49:05.527
11 -	***39.984***	***139.5***	27.291	104.8	39.907	133.1	24.127	123.1	***2:11.309***	(1)	***100.35***		***16:51:16.836***
12 -	40.147	137.7	27.326	104.3	40.039	***134.2***	24.291	123.6	2:11.803		99.98	0.494	16:53:28.639

P9 27 PRO/AM Alex DUNCAN — Xentek Motorsport

IDEAL LAP TIME : 2:11.279 BEST LAP TIME : 2:11.464 DIFFERENCE : 0.185

LAP	SECTOR 1		SECTOR 2		SECTOR 3		SECTOR 4		LAP TIME		MPH	DIFF	TIME OF DAY
1 -		130.3	28.663	102.1	40.630	132.1	24.554	121.7	2:21.503		93.12	10.039	16:29:18.724
2 -	40.539	137.2	27.419	103.5	40.298	132.8	24.257	123.1	2:12.513		99.44	1.049	16:31:31.237
3 -	40.382	136.6	27.347	104.3	40.190	132.8	24.225	122.9	2:12.144		99.72	0.680	16:33:43.381
4 -	40.310	136.3	27.331	103.5	40.007	133.1	24.162	123.1	2:11.810		99.97	0.346	16:35:55.191
5 -	40.253	136.9	27.457	104.0	***39.972***	133.6	24.162	123.1	2:11.844		99.94	0.380	16:38:07.035
6 -	40.195	136.9	27.265	104.3	40.029	133.1	24.271	122.9	2:11.760	(2)	100.01	0.296	16:40:18.795
7 -	40.239	136.1	27.471	103.2	40.120	133.6	***24.100***	***123.6***	2:11.930		99.88	0.466	16:42:30.725
8 -	40.232	137.2	27.384	104.2	40.105	133.1	24.242	123.3	2:11.963		99.85	0.499	16:44:42.688
9 -	***40.029***	***138.3***	27.252	104.3	40.026	132.8	24.157	123.3	***2:11.464***	(1)	***100.23***		***16:46:54.152***
10 -	40.108	138.0	27.395	104.0	40.184	***133.9***	24.226	***123.6***	2:11.913		99.89	0.449	16:49:06.065
11 -	40.281	138.0	27.894	103.2	40.426	132.6	24.137	123.1	2:12.738		99.27	1.274	16:51:18.803
12 -	40.191	138.0	***27.178***	***104.5***	40.253	132.8	24.177	122.9	2:11.799	(3)	99.98	0.335	16:53:30.602

Weather / Track : Sunny / Dry

Silverstone GP: 3.6604 miles
Date: 27/04/2025 Start: 16:26 Finish: 16:53

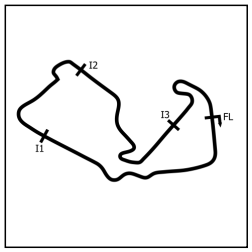

2025 Protyre Motorsport Ginetta GT Championship

SESSION 25 - RACE 2 - ROUND 4 - SECTOR ANALYSIS

SECTOR 1 = FL to I1, SECTOR 2 = I1 to I2 SECTOR 3 = I2 to I3, SECTOR 4 = I3 to FL, DIFF = Difference To Personal Best Lap, P = Crossed Finish Line in Pit Lane, D = Time Disallowed

P10 33 PRO/AM Mike TAYLOR — Triple M Motorsport

IDEAL LAP TIME : 2:11.126 BEST LAP TIME : 2:11.457 DIFFERENCE : 0.331

LAP	SECTOR 1		SECTOR 2		SECTOR 3		SECTOR 4		LAP TIME		MPH	DIFF	TIME OF DAY
1 -		130.0	28.932	101.3	40.816	132.6	24.335	122.2	2:21.740		92.97	10.283	16:29:18.961
2 -	40.589	136.6	27.762	102.4	40.370	131.8	24.260	120.8	2:12.981		99.09	1.524	16:31:31.942
3 -	40.203	136.3	27.519	103.5	40.261	131.8	24.285	122.0	2:12.268		99.62	0.811	16:33:44.210
4 -	40.134	136.1	27.293	103.5	40.011	132.6	24.618	121.7	2:12.056		99.78	0.599	16:35:56.266
5 -	40.083	136.3	27.268	103.7	39.975	132.8	24.180	***122.4***	2:11.506	**(3)**	100.20	0.049	16:38:07.772
6 -	40.136	136.3	27.347	104.0	40.637	131.5	24.269	121.7	2:12.389		99.53	0.932	16:40:20.161
7 -	***39.909***	135.5	27.418	103.4	40.115	132.6	24.106	***122.4***	2:11.548		100.17	0.091	16:42:31.709
8 -	40.060	136.9	27.489	***104.6***	***39.871***	132.3	***24.084***	***122.4***	2:11.504	**(2)**	100.20	0.047	16:44:43.213
9 -	40.095	137.7	27.439	103.8	40.182	132.1	24.285	122.0	2:12.001		99.83	0.544	16:46:55.214
10 -	40.033	137.5	***27.262***	104.2	39.922	***133.1***	24.240	***122.4***	***2:11.457***	**(1)**	***100.24***		***16:49:06.671***
11 -	39.957	***138.0***	27.975	102.6	40.305	132.6	24.360	121.3	2:12.597		99.38	1.140	16:51:19.268
12 -	40.181	137.7	27.520	104.0	40.274	132.3	24.113	121.7	2:12.088		99.76	0.631	16:53:31.356

P11 63 AM Ali JUFFALI — Elite Motorsport

IDEAL LAP TIME : 2:11.151 BEST LAP TIME : 2:11.446 DIFFERENCE : 0.295

LAP	SECTOR 1		SECTOR 2		SECTOR 3		SECTOR 4		LAP TIME		MPH	DIFF	TIME OF DAY
1 -		135.5	28.344	102.1	42.441	131.8	25.097	122.2	2:21.933		92.84	10.487	16:29:19.154
2 -	41.089	135.2	27.402	103.7	40.271	132.1	24.460	122.4	2:13.222		98.91	1.776	16:31:32.376
3 -	40.492	136.1	27.616	103.5	40.115	132.3	24.124	122.4	2:12.347		99.57	0.901	16:33:44.723
4 -	40.573	135.2	27.603	102.7	40.072	131.8	24.137	122.6	2:12.385		99.54	0.939	16:35:57.108
5 -	40.536	137.5	27.236	104.2	***39.819***	132.8	24.087	123.3	2:11.678	**(3)**	100.07	0.232	16:38:08.786
6 -	40.314	137.7	***27.214***	103.4	40.096	132.8	24.082	122.9	2:11.706		100.05	0.260	16:40:20.492
7 -	40.511	136.9	27.461	103.7	39.931	***133.1***	24.009	122.9	2:11.912		99.89	0.466	16:42:32.404
8 -	40.312	138.0	27.266	***104.3***	40.014	132.3	***23.998***	123.3	2:11.590	**(2)**	100.14	0.144	16:44:43.994
9 -	***40.120***	***140.1***	27.417	103.2	39.890	132.6	24.019	***123.6***	***2:11.446***	**(1)**	***100.25***		***16:46:55.440***
10 -	40.419	***140.1***	27.504	103.5	40.361	132.6	24.090	123.3	2:12.374		99.54	0.928	16:49:07.814
11 -	40.265	138.3	27.645	102.6	40.107	132.8	24.118	123.1	2:12.135		99.72	0.689	16:51:19.949
12 -	40.526	139.2	27.510	103.7	39.910	***133.1***	24.048	122.9	2:11.994		99.83	0.548	16:53:31.943

P12 21 AM Luke SHAW — Raceway Motorsport

IDEAL LAP TIME : 2:11.288 BEST LAP TIME : 2:11.678 DIFFERENCE : 0.390

LAP	SECTOR 1		SECTOR 2		SECTOR 3		SECTOR 4		LAP TIME		MPH	DIFF	TIME OF DAY
1 -		134.2	29.277	94.3	41.534	132.6	24.480	121.3	2:22.921		92.20	11.243	16:29:20.142
2 -	40.745	135.8	27.724	102.7	40.266	133.1	24.352	122.0	2:13.087		99.01	1.409	16:31:33.229
3 -	40.510	136.1	27.579	103.7	40.028	133.1	24.267	122.0	2:12.384		99.54	0.706	16:33:45.613
4 -	40.293	136.3	27.611	103.8	40.112	133.1	24.141	122.6	2:12.157		99.71	0.479	16:35:57.770
5 -	40.355	137.7	27.421	104.2	39.928	133.6	24.176	122.6	2:11.880	**(3)**	99.92	0.202	16:38:09.650
6 -	40.294	137.5	27.521	103.7	39.914	133.4	24.272	122.2	2:12.001		99.83	0.323	16:40:21.651
7 -	40.381	136.1	27.508	103.7	40.125	133.4	24.225	122.9	2:12.239		99.65	0.561	16:42:33.890
8 -	40.275	138.0	***27.240***	104.0	40.321	132.6	24.055	122.9	2:11.891		99.91	0.213	16:44:45.781
9 -	40.335	138.3	27.371	***104.5***	***39.881***	132.8	24.091	122.6	***2:11.678***	**(1)**	***100.07***		***16:46:57.459***
10 -	40.244	138.6	27.570	104.3	39.954	***133.9***	***24.036***	***123.1***	2:11.804	**(2)**	99.98	0.126	16:49:09.263
11 -	***40.131***	***138.9***	27.395	103.5	40.532	132.6	24.047	***123.1***	2:12.105		99.75	0.427	16:51:21.368
12 -	40.653	138.0	27.626	103.8	40.476	133.4	24.361	122.4	2:13.116		98.99	1.438	16:53:34.484

Weather / Track : Sunny / Dry

Silverstone GP: 3.6604 miles
Date: 27/04/2025 Start: 16:26 Finish: 16:53

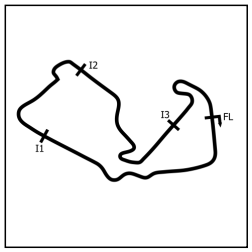

2025 Protyre Motorsport Ginetta GT Championship

SESSION 25 - RACE 2 - ROUND 4 - SECTOR ANALYSIS

SECTOR 1 = FL to I1, SECTOR 2 = I1 to I2 SECTOR 3 = I2 to I3, SECTOR 4 = I3 to FL, DIFF = Difference To Personal Best Lap, P = Crossed Finish Line in Pit Lane, D = Time Disallowed

P13 19 AM Carl GARNETT Breakell Racing

IDEAL LAP TIME : 2:12.557 BEST LAP TIME : 2:12.675 DIFFERENCE : 0.118

LAP	SECTOR 1		SECTOR 2		SECTOR 3		SECTOR 4		LAP TIME		MPH	DIFF	TIME OF DAY
1 -		136.3	29.327	98.5	42.246	***133.6***	24.370	122.0	2:23.683		91.71	11.008	16:29:20.904
2 -	40.862	135.5	27.940	103.7	40.821	131.8	24.437	122.4	2:14.060		98.29	1.385	16:31:34.964
3 -	40.614	135.2	27.975	103.2	40.460	132.1	24.610	121.7	2:13.659		98.59	0.984	16:33:48.623
4 -	40.739	135.5	27.766	102.9	40.408	131.8	24.505	122.0	2:13.418		98.77	0.743	16:36:02.041
5 -	40.630	***136.6***	27.721	103.5	40.353	132.3	24.400	122.2	2:13.104		99.00	0.429	16:38:15.145
6 -	40.637	136.3	***27.477***	103.5	***40.212***	132.6	***24.349***	121.5	***2:12.675***	**(1)**	***99.32***		***16:40:27.820***
7 -	40.597	135.8	27.671	103.4	40.290	132.6	24.618	122.0	2:13.176		98.95	0.501	16:42:40.996
8 -	40.936	136.1	27.725	103.8	40.338	131.8	24.586	122.9	2:13.585		98.64	0.910	16:44:54.581
9 -	40.596	***136.6***	27.587	103.8	40.217	131.8	24.440	122.4	2:12.840	**(2)**	99.20	0.165	16:47:07.421
10 -	40.626	136.3	27.750	103.7	40.415	132.8	24.397	***123.1***	2:13.188		98.94	0.513	16:49:20.609
11 -	***40.519***	***136.6***	27.704	103.8	40.220	132.1	24.480	122.4	2:12.923	**(3)**	99.13	0.248	16:51:33.532
12 -	40.795	***136.6***	27.780	***104.0***	40.428	131.8	24.663	122.0	2:13.666		98.58	0.991	16:53:47.198

P14 78 AM Colin WHITE CWS Engineering

IDEAL LAP TIME : 2:12.827 BEST LAP TIME : 2:12.835 DIFFERENCE : 0.008

LAP	SECTOR 1		SECTOR 2		SECTOR 3		SECTOR 4		LAP TIME		MPH	DIFF	TIME OF DAY
1 -		135.2	29.363	99.4	41.783	***132.1***	24.828	121.3	2:24.003		91.51	11.168	16:29:21.224
2 -	40.910	135.8	27.758	***103.5***	41.293	130.0	24.543	120.8	2:14.504		97.97	1.669	16:31:35.728
3 -	40.803	133.9	***27.621***	102.7	40.705	131.8	24.258	121.3	2:13.387	**(2)**	98.79	0.552	16:33:49.115
4 -	40.796	136.1	28.017	101.5	40.624	130.8	24.329	***121.5***	2:13.766		98.51	0.931	16:36:02.881
5 -	***40.494***	136.3	27.629	102.7	***40.467***	***132.1***	***24.245***	121.1	***2:12.835***	**(1)**	***99.20***		***16:38:15.716***
6 -	40.799	135.2	27.987	102.9	40.627	131.8	25.623	121.1	2:15.036		97.58	2.201	16:40:30.752
7 -	40.666	134.2	27.871	102.1	40.779	131.5	24.618	121.1	2:13.934		98.39	1.099	16:42:44.686
8 -	40.828	135.5	27.744	102.9	40.577	131.5	24.515	120.8	2:13.664	**(3)**	98.58	0.829	16:44:58.350
9 -	40.668	***136.9***	27.933	102.9	40.781	131.3	24.716	121.1	2:14.098		98.26	1.263	16:47:12.448
10 -	40.799	135.8	27.929	101.8	40.615	131.0	24.474	121.1	2:13.817		98.47	0.982	16:49:26.265
11 -	41.537	135.2	27.818	102.7	41.375	130.8	25.004	120.0	2:15.734		97.08	2.899	16:51:41.999
12 -	41.092	134.7	28.249	103.2	41.233	130.5	25.089	120.8	2:15.663		97.13	2.828	16:53:57.662

P15 3 AM James TOWNSEND SVG Motorsport

IDEAL LAP TIME : 2:12.806 BEST LAP TIME : 2:13.003 DIFFERENCE : 0.197

LAP	SECTOR 1		SECTOR 2		SECTOR 3		SECTOR 4		LAP TIME		MPH	DIFF	TIME OF DAY
1 -		136.1	29.691	97.1	42.691	129.5	25.141	121.7	2:25.626		90.49	12.623	16:29:22.847
2 -	41.621	133.6	28.273	101.9	41.004	131.3	24.585	***122.6***	2:15.483		97.26	2.480	16:31:38.330
3 -	41.243	134.7	27.942	103.0	40.710	131.0	24.541	122.4	2:14.436		98.02	1.433	16:33:52.766
4 -	40.678	135.0	27.955	102.6	40.652	131.8	24.629	122.4	2:13.914		98.40	0.911	16:36:06.680
5 -	40.781	135.5	27.966	102.9	40.602	132.1	***24.428***	122.0	2:13.777		98.50	0.774	16:38:20.457
6 -	40.808	134.4	27.790	102.2	40.527	132.3	24.495	121.7	2:13.620		98.62	0.617	16:40:34.077
7 -	40.641	135.5	27.744	103.2	40.571	132.3	24.463	122.0	2:13.419	**(2)**	98.76	0.416	16:42:47.496
8 -	40.607	136.6	27.904	102.1	40.493	131.8	24.443	***122.6***	2:13.447	**(3)**	98.74	0.444	16:45:00.943
9 -	40.740	137.2	28.003	102.2	40.576	131.8	24.494	122.4	2:13.813		98.47	0.810	16:47:14.756
10 -	40.587	136.3	***27.599***	103.0	***40.334***	***132.6***	24.483	***122.6***	***2:13.003***	**(1)**	***99.07***		***16:49:27.759***
11 -	***40.445***	***137.7***	27.812	***103.7***	41.117	132.1	35.346	121.7	2:24.720		91.05	11.717	16:51:52.479
12 -	41.057	135.8	27.869	103.4	40.544	131.8	24.671	122.2	2:14.141		98.23	1.138	16:54:06.620

Weather / Track : Sunny / Dry

Silverstone GP: 3.6604 miles
Date: 27/04/2025 Start: 16:26 Finish: 16:53

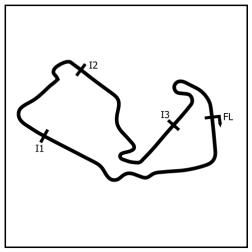

2025 Protyre Motorsport Ginetta GT Championship

SESSION 25 - RACE 2 - ROUND 4 - SECTOR ANALYSIS

SECTOR 1 = FL to I1, SECTOR 2 = I1 to I2 SECTOR 3 = I2 to I3, SECTOR 4 = I3 to FL, DIFF = Difference To Personal Best Lap, P = Crossed Finish Line in Pit Lane, D = Time Disallowed

P16 4 AM Oliver FORDHAM Fox Motorsport

IDEAL LAP TIME : 2:13.662 BEST LAP TIME : 2:14.129 DIFFERENCE : 0.467

LAP	SECTOR 1		SECTOR 2		SECTOR 3		SECTOR 4		LAP TIME	MPH	DIFF	TIME OF DAY
1 -		136.9	30.043	93.0	42.288	129.5	24.723	121.3	2:25.379	90.64	11.250	16:29:22.600
2 -	40.893	134.7	28.245	101.5	41.442	130.0	25.014	121.3	2:15.594	97.18	1.465	16:31:38.194
3 -	42.089	134.4	28.018	101.2	41.182	130.3	25.423	120.2	2:16.712	96.39	2.583	16:33:54.906
4 -	41.643	133.4	28.121	102.1	41.304	130.5	24.694	120.6	2:15.762	97.06	1.633	16:36:10.668
5 -	41.234	135.2	28.299	101.6	41.251	131.0	***24.484***	121.7	2:15.268	97.41	1.139	16:38:25.936
6 -	41.174	136.1	28.230	102.4	40.933	132.3	24.875	120.6	2:15.212	97.46	1.083	16:40:41.148
7 -	41.227	133.4	28.034	101.8	40.875	132.3	24.656	121.1	2:14.792	97.76	0.663	16:42:55.940
8 -	41.277	135.8	28.130	102.2	40.856	132.1	24.519	122.0	2:14.782	97.77	0.653	16:45:10.722
9 -	41.151	136.6	28.315	102.1	41.795	129.8	24.654	121.7	2:15.915	96.95	1.786	16:47:26.637
10 -	***40.684***	136.9	27.988	102.1	40.962	132.3	24.495	***122.2***	***2:14.129*** **(1)**	***98.24***		***16:49:40.766***
11 -	41.306	136.1	***27.840***	102.7	40.723	132.3	24.636	121.5	2:14.505 **(3)**	97.97	0.376	16:51:55.271
12 -	41.056	***137.5***	27.939	***103.0***	***40.654***	***132.6***	24.620	***122.2***	2:14.269 **(2)**	98.14	0.140	16:54:09.540

P17 47 AM Emma TOMLINSON DTO Motorsport

IDEAL LAP TIME : 2:14.015 BEST LAP TIME : 2:14.582 DIFFERENCE : 0.567

LAP	SECTOR 1		SECTOR 2		SECTOR 3		SECTOR 4		LAP TIME	MPH	DIFF	TIME OF DAY
1 -		***136.3***	30.075	96.4	42.656	129.3	25.302	120.2	2:25.984	90.26	11.402	16:29:23.205
2 -	41.545	133.6	28.546	101.6	41.027	131.5	24.575	121.5	2:15.693	97.11	1.111	16:31:38.898
3 -	41.642	136.1	28.343	101.9	41.085	***131.8***	24.698	121.3	2:15.768	97.06	1.186	16:33:54.666
4 -	41.226	134.7	28.309	101.8	41.215	131.0	24.968	121.7	2:15.718	97.09	1.136	16:36:10.384
5 -	41.071	135.2	28.391	101.9	41.075	131.0	24.757	121.3	2:15.294	97.40	0.712	16:38:25.678
6 -	41.132	133.9	28.146	102.2	40.956	130.8	24.991	120.8	2:15.225	97.45	0.643	16:40:40.903
7 -	***40.915***	133.9	28.124	102.4	40.906	***131.8***	24.913	122.0	2:14.858	97.71	0.276	16:42:55.761
8 -	40.928	135.5	28.215	***103.2***	40.888	131.0	***24.551***	121.5	***2:14.582*** **(1)**	***97.91***		***16:45:10.343***
9 -	41.262	135.5	28.130	102.9	40.846	131.0	24.872	122.0	2:15.110	97.53	0.528	16:47:25.453
10 -	41.274	135.5	27.971	102.7	40.932	131.3	24.707	***122.2***	2:14.884	97.69	0.302	16:49:40.337
11 -	40.932	135.5	28.198	102.9	***40.634***	131.3	24.929	121.7	2:14.693 **(2)**	97.83	0.111	16:51:55.030
12 -	41.045	135.8	***27.915***	102.9	40.727	131.5	25.149	121.5	2:14.836 **(3)**	97.73	0.254	16:54:09.866

P18 11 AM Amy TOMLINSON Raceway Motorsport

IDEAL LAP TIME : 2:14.760 BEST LAP TIME : 2:14.916 DIFFERENCE : 0.156

LAP	SECTOR 1		SECTOR 2		SECTOR 3		SECTOR 4		LAP TIME	MPH	DIFF	TIME OF DAY
1 -		***136.6***	29.633	96.4	42.288	***132.6***	25.639	119.7	2:26.957	89.67	12.041	16:29:24.178
2 -	41.823	135.0	28.788	98.8	41.814	130.8	25.191	120.4	2:17.616	95.75	2.700	16:31:41.794
3 -	41.523	134.2	28.700	100.6	41.446	130.8	25.447	120.2	2:17.116	96.10	2.200	16:33:58.910
4 -	41.548	134.4	28.433	101.8	41.596	131.0	25.251	120.8	2:16.828	96.30	1.912	16:36:15.738
5 -	41.272	134.7	28.476	100.3	50.395	126.3	25.522	120.4	2:25.665	90.46	10.749	16:38:41.403
6 -	41.209	134.2	28.610	100.1	41.028	131.8	25.318	120.8	2:16.165	96.77	1.249	16:40:57.568
7 -	41.220	132.8	28.454	101.3	41.242	131.8	25.028	121.5	2:15.944	96.93	1.028	16:43:13.512
8 -	41.153	134.7	28.129	***102.7***	40.897	131.3	25.118	121.1	2:15.297	97.39	0.381	16:45:28.809
9 -	41.010	135.8	28.284	102.6	40.845	131.5	***25.024***	121.5	2:15.163 **(3)**	97.49	0.247	16:47:43.972
10 -	40.916	135.2	***28.123***	101.9	40.780	131.8	25.097	***121.7***	***2:14.916*** **(1)**	***97.67***		***16:49:58.888***
11 -	***40.872***	135.5	28.337	102.4	40.829	131.8	25.179	120.6	2:15.217	97.45	0.301	16:52:14.105
12 -	40.881	135.0	28.252	102.6	***40.741***	131.8	25.195	121.1	2:15.069 **(2)**	97.56	0.153	16:54:29.174

Weather / Track : Sunny / Dry

Silverstone GP: 3.6604 miles
Date: 27/04/2025 Start: 16:26 Finish: 16:53

2025 Protyre Motorsport Ginetta GT Championship

SESSION 25 - RACE 2 - ROUND 4 - BEST SECTORS

	SECTOR 1		SECTOR 2		SECTOR 3		SECTOR 4	
POS	NO	TIME	NO	TIME	NO	TIME	NO	TIME
1	12	39.617	37	27.032	37	39.521	37	23.819
2	43	39.653	43	27.082	43	39.568	43	23.833
3	37	39.890	26	27.133	23	39.654	1	23.950
4	33	39.909	1	27.168	57	39.811	12	23.961
5	39	39.984	27	27.178	1	39.817	26	23.975
6	57	40.026	63	27.214	63	39.819	63	23.998
7	27	40.029	57	27.217	26	39.857	57	24.002
8	23	40.054	23	27.218	33	39.871	39	24.005
9	26	40.071	21	27.240	21	39.881	21	24.036
10	1	40.084	39	27.246	12	39.893	23	24.052
11	63	40.120	33	27.262	39	39.895	33	24.084
12	21	40.131	12	27.378	27	39.972	27	24.100
13	3	40.445	19	27.477	19	40.212	78	24.245
14	78	40.494	3	27.599	3	40.334	19	24.349
15	19	40.519	78	27.621	78	40.467	3	24.428
16	4	40.684	4	27.840	47	40.634	4	24.484
17	11	40.872	47	27.915	4	40.654	47	24.551
18	47	40.915	11	28.123	11	40.741	11	25.024

IDEAL / BEST COMPARISON

			IDEAL	BEST	DIFF
		PERFECT LAP	2:09.989		
1	43	CLARK	2:10.136	2:10.368	0.232
2	37	SIMPSON	2:10.262	2:10.344	0.082
3	12	COLLINS	2:10.849	2:10.948	0.099
4	23	GAMBLE	2:10.978	2:11.221	0.243
5	1	DOUGLASS	2:11.019	2:11.108	0.089
6	26	CRONIN	2:11.036	2:11.352	0.316
7	57	WHITE	2:11.056	2:11.145	0.089
8	33	TAYLOR	2:11.126	2:11.457	0.331
9	39	PRATT THOMPSON	2:11.130	2:11.309	0.179
10	63	JUFFALI	2:11.151	2:11.446	0.295
11	27	DUNCAN	2:11.279	2:11.464	0.185
12	21	SHAW	2:11.288	2:11.678	0.390
13	19	GARNETT	2:12.557	2:12.675	0.118
14	3	TOWNSEND	2:12.806	2:13.003	0.197
15	78	WHITE	2:12.827	2:12.835	0.008
16	4	FORDHAM	2:13.662	2:14.129	0.467
17	47	TOMLINSON	2:14.015	2:14.582	0.567
18	11	TOMLINSON	2:14.760	2:14.916	0.156

Weather / Track : Sunny / Dry

Silverstone GP: 3.6604 miles
Date: 27/04/2025 Start: 16:26 Finish: 16:53

Results can be found at www.tsl-timing.com

Printed - 16:57 Sunday, 27 April 2025

2025 Protyre Motorsport Ginetta GT Championship

SESSION 25 - RACE 2 - ROUND 4 - BEST SPEEDS

	INTERMEDIATE 1			INTERMEDIATE 2			INTERMEDIATE 3			FINISH LINE		
POS	NO	NAME	MPH	NO	NAME	MPH	NO	NAME	MPH	NO	NAME	MPH
1	12	COLLINS	144.3	43	CLARK	105.1	12	COLLINS	135.2	12	COLLINS	124.3
2	63	JUFFALI	140.1	37	SIMPSON	105.1	39	PRATT THOMPSON	134.2	37	SIMPSON	124.0
3	26	CRONIN	139.8	12	COLLINS	105.1	27	DUNCAN	133.9	39	PRATT THOMPSON	124.0
4	23	GAMBLE	139.5	23	GAMBLE	105.0	21	SHAW	133.9	26	CRONIN	123.6
5	39	PRATT THOMPSON	139.5	57	WHITE	105.0	19	GARNETT	133.6	57	WHITE	123.6
6	57	WHITE	138.9	39	PRATT THOMPSON	105.0	37	SIMPSON	133.4	27	DUNCAN	123.6
7	21	SHAW	138.9	26	CRONIN	104.8	57	WHITE	133.4	63	JUFFALI	123.6
8	37	SIMPSON	138.3	33	TAYLOR	104.6	43	CLARK	133.1	1	DOUGLASS	123.1
9	27	DUNCAN	138.3	27	DUNCAN	104.5	26	CRONIN	133.1	23	GAMBLE	123.1
10	33	TAYLOR	138.0	21	SHAW	104.5	33	TAYLOR	133.1	21	SHAW	123.1
11	3	TOWNSEND	137.7	1	DOUGLASS	104.3	63	JUFFALI	133.1	19	GARNETT	123.1
12	4	FORDHAM	137.5	63	JUFFALI	104.3	1	DOUGLASS	132.8	43	CLARK	122.9
13	1	DOUGLASS	136.9	19	GARNETT	104.0	3	TOWNSEND	132.6	3	TOWNSEND	122.6
14	78	WHITE	136.9	3	TOWNSEND	103.7	4	FORDHAM	132.6	33	TAYLOR	122.4
15	19	GARNETT	136.6	78	WHITE	103.5	11	TOMLINSON	132.6	4	FORDHAM	122.2
16	11	TOMLINSON	136.6	47	TOMLINSON	103.2	23	GAMBLE	132.1	47	TOMLINSON	122.2
17	47	TOMLINSON	136.3	4	FORDHAM	103.0	78	WHITE	132.1	11	TOMLINSON	121.7
18	43	CLARK	135.5	11	TOMLINSON	102.7	47	TOMLINSON	131.8	78	WHITE	121.5
19												

Weather / Track : Sunny / Dry

Silverstone GP: 3.6604 miles
Date: 27/04/2025 Start: 16:26 Finish: 16:53

Results can be found at www.tsl-timing.com

Printed - 16:57 Sunday, 27 April 2025

2025 Protyre Motorsport Ginetta GT Championship

SESSION 25 - RACE 2 - ROUND 4 - STATISTICS

Competitors Started	18
Planned Start	2025-04-27 @ 16:22:00.000
Actual Start	2025-04-27 @ 16:26:57.221
Finish Time	2025-04-27 @ 16:53:12.348
Track Length	3.6604mi.
Total Laps	216
Total Distance Covered	790.6675mi.

Session Fastest Lap History

NO	CL	NAME	LAP TIME	TIME OF DAY	LAP	VEHICLE
43	PRO	**Archie CLARK**	**2:11.836**	16:31:25.056	2	MDD Racing
37	PRO	**Hadley SIMPSON**	**2:11.723**	16:31:25.534	2	Xentek Motorsport
1	PRO	**Mckenzie DOUGLASS**	**2:11.682**	16:31:26.107	2	Fox Motorsport
43	PRO	**Archie CLARK**	**2:11.364**	16:33:36.419	3	MDD Racing
43	PRO	**Archie CLARK**	**2:11.267**	16:35:47.686	4	MDD Racing
43	PRO	**Archie CLARK**	**2:10.661**	16:37:58.348	5	MDD Racing
37	PRO	**Hadley SIMPSON**	**2:10.344**	16:46:41.893	9	Xentek Motorsport

Session Leader History

NO	CL	NAME	FROM LAP	LAPS LED	DISTANCE	VEHICLE
43	PRO	**Archie CLARK**	1	12	43.92 miles	MDD Racing

Flag History

TYPE	TIME OF DAY
GREEN	16:26:57.221
FINISH	16:53:12.348

Flag Statistics

TYPE	COUNT	TOTAL LAPS	TOTAL TIME
Green	1	12	29:15.426
Red	0	0	0.000
Safety Car	0	0	0.000
FCY	0	0	0.000

Weather / Track : Sunny / Dry

Silverstone GP: 3.6604 miles
Date: 27/04/2025 Start: 16:26 Finish: 16:53

2025 Protyre Motorsport Ginetta GT Championship

SESSION 25 - RACE 2 - ROUND 4 - STATISTICS

CLASS : PRO

6 Starters

Fastest Lap History

NO	NAME	LAP TIME	TIME OF DAY	LAP	VEHICLE
43	**Archie CLARK**	**2:11.836**	16:31:25.056	2	MDD Racing
37	**Hadley SIMPSON**	**2:11.723**	16:31:25.534	2	Xentek Motorsport
1	**Mckenzie DOUGLASS**	**2:11.682**	16:31:26.107	2	Fox Motorsport
43	**Archie CLARK**	**2:11.364**	16:33:36.419	3	MDD Racing
43	**Archie CLARK**	**2:11.267**	16:35:47.686	4	MDD Racing
43	**Archie CLARK**	**2:10.661**	16:37:58.348	5	MDD Racing
37	**Hadley SIMPSON**	**2:10.344**	16:46:41.893	9	Xentek Motorsport

Leader History

NO	NAME	FROM LAP	LAPS LED	DISTANCE	VEHICLE
43	**Archie CLARK**	1	12	43.92 miles	MDD Racing

Weather / Track : Sunny / Dry

Silverstone GP: 3.6604 miles
Date: 27/04/2025 Start: 16:26 Finish: 16:53

2025 Protyre Motorsport Ginetta GT Championship

SESSION 25 - RACE 2 - ROUND 4 - STATISTICS

CLASS : PRO-AM

4 Starters

Fastest Lap History

NO	NAME	LAP TIME	TIME OF DAY	LAP	VEHICLE
23	**Harry GAMBLE**	**2:12.208**	16:31:27.812	2	Elite Motorsport
23	**Harry GAMBLE**	**2:11.760**	16:33:39.572	3	Elite Motorsport
57	**Nick WHITE**	**2:11.699**	16:35:52.679	4	Raceway Motorsport
33	**Mike TAYLOR**	**2:11.506**	16:38:07.772	5	Triple M Motorsport
23	**Harry GAMBLE**	**2:11.328**	16:40:14.575	6	Elite Motorsport
23	**Harry GAMBLE**	**2:11.301**	16:42:25.876	7	Elite Motorsport
23	**Harry GAMBLE**	**2:11.221**	16:44:37.096	8	Elite Motorsport
57	**Nick WHITE**	**2:11.145**	16:49:03.840	10	Raceway Motorsport

Leader History

NO	NAME	FROM LAP	LAPS LED	DISTANCE	VEHICLE
23	**Harry GAMBLE**	1	12	43.92 miles	Elite Motorsport

Weather / Track : Sunny / Dry

Silverstone GP: 3.6604 miles
Date: 27/04/2025 Start: 16:26 Finish: 16:53

2025 Protyre Motorsport Ginetta GT Championship

SESSION 25 - RACE 2 - ROUND 4 - STATISTICS

CLASS : AM

8 Starters

Fastest Lap History

NO	NAME	LAP TIME	TIME OF DAY	LAP	VEHICLE
63	**Ali JUFFALI**	**2:13.222**	16:31:32.379	2	Elite Motorsport
21	**Luke SHAW**	**2:13.087**	16:31:33.231	2	Raceway Motorsport
63	**Ali JUFFALI**	**2:12.347**	16:33:44.726	3	Elite Motorsport
21	**Luke SHAW**	**2:12.157**	16:35:57.772	4	Raceway Motorsport
63	**Ali JUFFALI**	**2:11.678**	16:38:08.789	5	Elite Motorsport
63	**Ali JUFFALI**	**2:11.590**	16:44:43.997	8	Elite Motorsport
63	**Ali JUFFALI**	**2:11.446**	16:46:55.444	9	Elite Motorsport

Leader History

NO	NAME	FROM LAP	LAPS LED	DISTANCE	VEHICLE
63	**Ali JUFFALI**	1	12	43.92 miles	Elite Motorsport

Weather / Track : Sunny / Dry

Silverstone GP: 3.6604 miles
Date: 27/04/2025 Start: 16:26 Finish: 16:53

2025 Protyre Motorsport Ginetta GT Championship

SESSION 25 - RACE 2 - ROUND 4 - WEATHER CONDITIONS

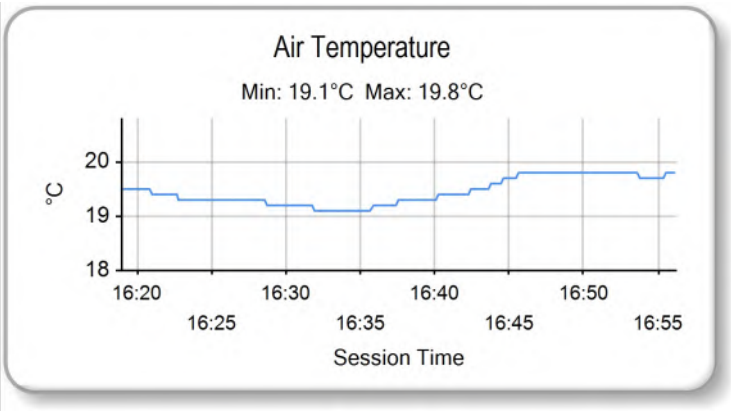

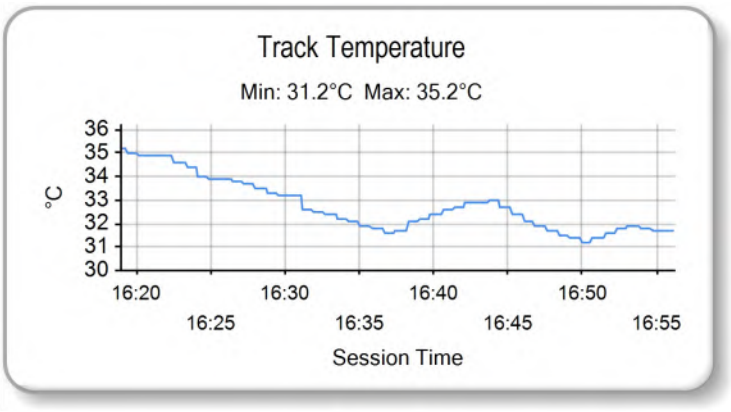

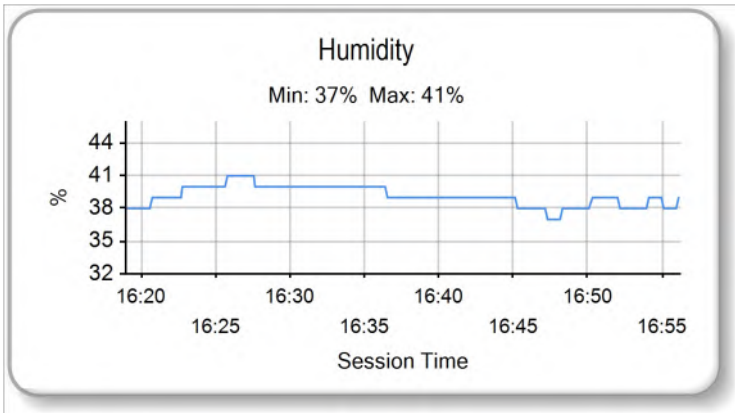

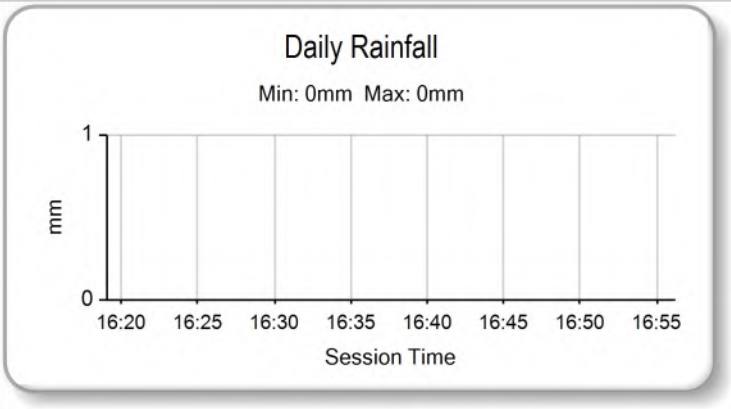

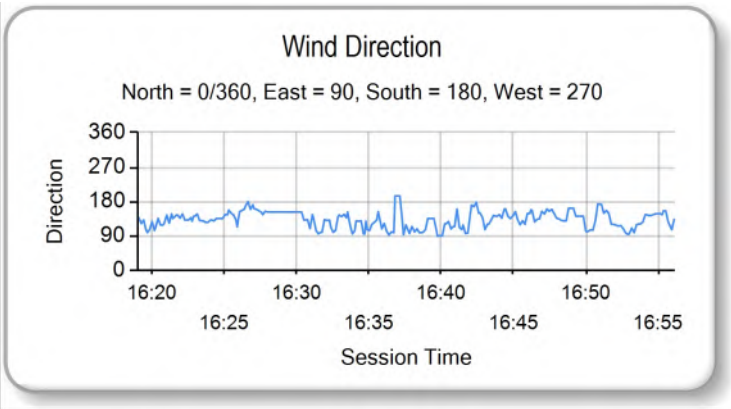

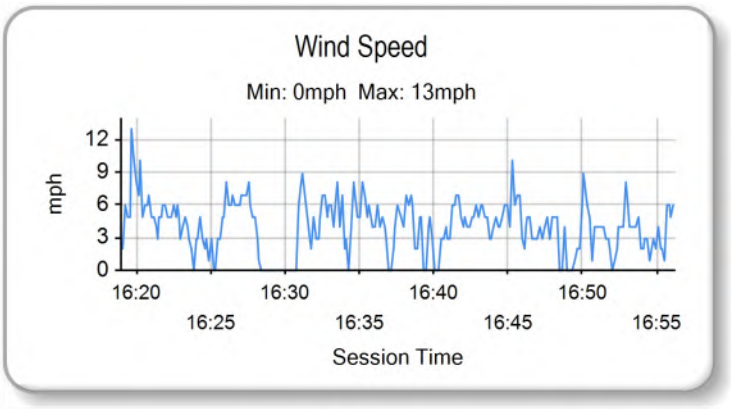

Weather / Track : Sunny / Dry

Silverstone GP: 3.6604 miles
Date: 27/04/2025 Start: 16:26 Finish: 16:53

Results can be found at www.tsl-timing.com

Printed - 16:57 Sunday, 27 April 2025