



2024 BRITISH GT CHAMPIONSHIP

brscc
DRIVEN BY RACING

Round 5
Circuit de Spa-Francorchamps
21st – 23rd June 2024



SPORTS TIMING

TIMING SOLUTIONS LTD

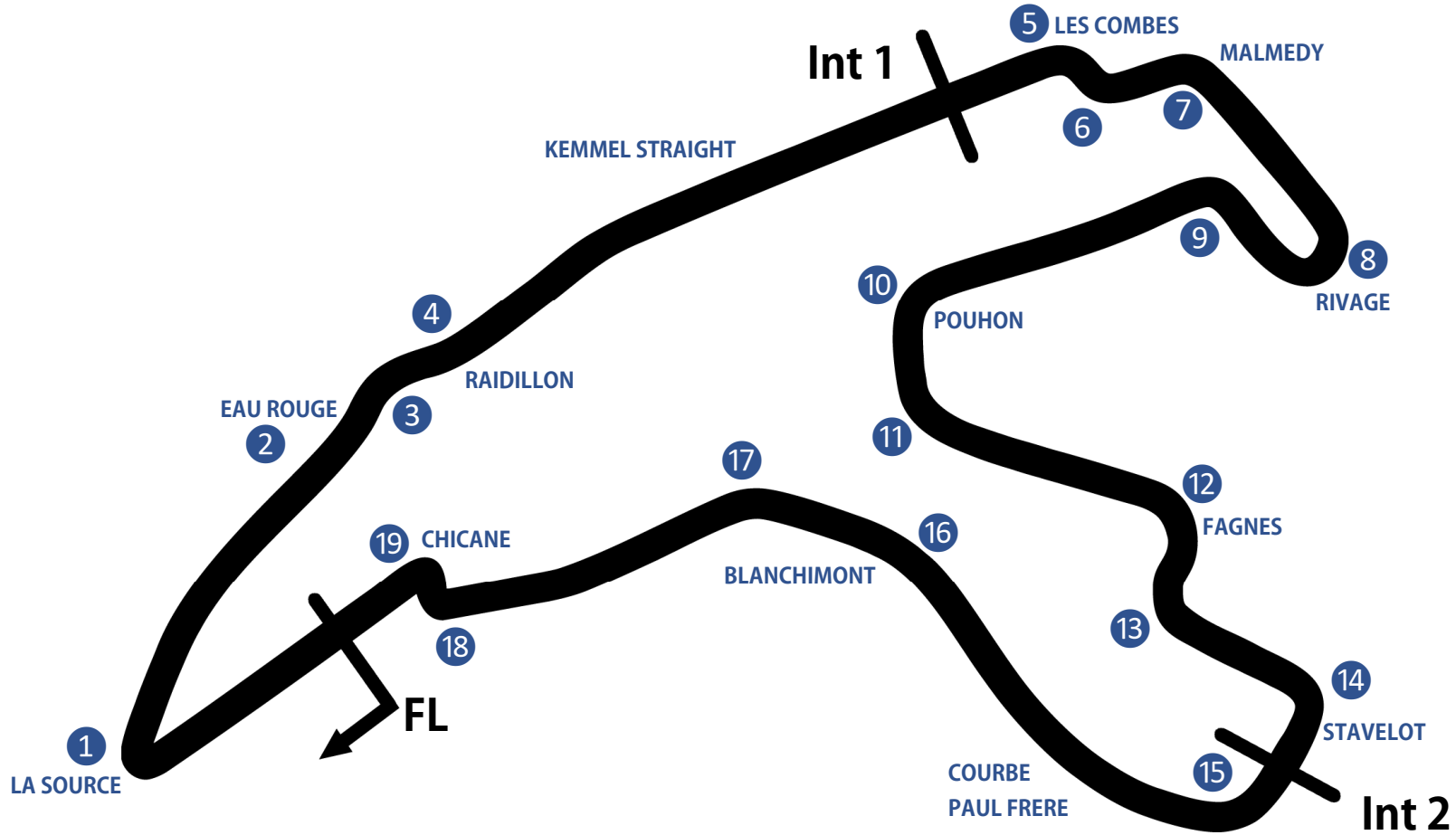
Timing & Results Provided by Timing Solutions Ltd

www.tsl-timing.com



Circuit de Spa-Francorchamps

Francorchamps, Stavelot, Belgium



Length	4.3520 miles 7.004 km 7004m		
FL		50.44309 N	5.96603 E
Int 1	2243m	50.43292 N	5.97696 E
Int 2	5112m	50.42936 N	5.96045 E
Pit Entry	85m before FL	50.44256 N	5.96710 E
Pit Exit	301m after FL	50.44551 N	5.96423 E
F1 PIT LANE	Pit Entry - Pit Exit	386m, 27.8s @ 50kph, 23.1s @ 60kph	

2024 British GT Championship

PAID TEST 1 - CLASSIFICATION

POS	NO	CL	PIC	TEAM / DRIVERS	CAR	TIME	ON	LAPS	GAP	DIFF	MPH
1	15	GT3PA	1	RAM Racing John FERGUSON (GBR) / Raffaele MARCIELLO (CHE)	BMW M4 GT3	2:18.454	9	10			113.16
2	32	GT3SA	1	J&S Racing Sacha KAKAD (GBR) / Hugo COOK (GBR)	Audi R8 LMS GT3 EVO II	2:18.839	8	9	0.385	0.385	112.84
3	27	GT3PA	2	Optimum Motorsport Mark RADCLIFFE (GBR) / Tom GAMBLE (GBR)	McLaren 720S GT3 Evo	2:19.299	4	10	0.845	0.460	112.47
4	2	GT3PA	3	Team RJN Chris BUNCOMBE (GBR) / Alex BUNCOMBE (GBR)	McLaren 720S GT3 Evo	2:19.347	14	15	0.893	0.048	112.43
5	63	GT3PA	4	Barwell Motorsport Rob COLLARD (GBR) / Ricky COLLARD (GBR)	Lamborghini Huracan GT3 Evo2	2:19.690	14	15	1.236	0.343	112.15
6	6	GT3PA	5	2 Seas Motorsport Ian LOGGIE (GBR) / Phil KEEN (GBR)	Mercedes-AMG GT3 Evo	2:19.757	10	16	1.303	0.067	112.10
7	8	GT3SA	2	Team Abba Racing Richard NEARY (GBR) / Sam NEARY (GBR)	Mercedes-AMG GT3 Evo	2:19.783	12	13	1.329	0.026	112.08
8	9	GT3PA	6	Paddock Motorsport Mark SMITH (USA) / Martin PLOWMAN (GBR)	McLaren 720S GT3 Evo	2:19.844	10	11	1.390	0.061	112.03
9	88	GT3AM	1	Garage 59 Miguel RAMOS (PRT)	McLaren 720S GT3 Evo	2:20.506	12	13	2.052	0.662	111.50
10	22	GT3SA	3	Century Motorsport Carl CAVERS (GBR) / Lewis PLATO (GBR)	BMW M4 GT3	2:21.512	8	13	3.058	1.006	110.71
11	18	GT3PA	7	2 Seas Motorsport Kevin TSE (HKG) / Maximilian GOETZ (DEU)	Mercedes-AMG GT3 Evo	2:21.689	14	15	3.235	0.177	110.57
12	78	GT3PA	8	Barwell Motorsport Alex MARTIN (GBR) / Sandy MITCHELL (GBR)	Lamborghini Huracan GT3 Evo2	2:21.711	14	15	3.257	0.022	110.55
13	87	GT3PA	9	Blackthorn Giacomo PETROBELLI (ITA) / Jonny ADAM (GBR)	Aston Martin Vantage AMR GT3 Evo	2:21.779	15	16	3.325	0.068	110.50
14	77	GT3PA	10	Garage 59 Morgan TILLBROOK (GBR) / Marcus CLUTTON (GBR)	McLaren 720S GT3 Evo	2:21.848	13	15	3.394	0.069	110.45
15	59	GT3SA	4	Garage 59 Shaun BALFE (GBR) / Adam SMALLEY (GBR)	McLaren 720S GT3 Evo	2:22.120	14	15	3.666	0.272	110.24
16	97	GT3SA	5	Beechdean AMR Andrew HOWARD (GBR) / Jessica HAWKINS (GBR)	Aston Martin Vantage AMR GT3 Evo	2:22.150	13	15	3.696	0.030	110.21
17	67	GT3SA	6	Orange Racing by JMH Simon ORANGE (GBR) / Tom ROCHE (GBR)	McLaren 720S GT3 Evo	2:25.893	9	14	7.439	3.743	107.39
18	10	GT3SA	7	Blackthorn Matt TOPHAM (GBR) / Josh ROWLEDGE (GBR)	Aston Martin Vantage AMR GT3 Evo	2:30.829	9	14	12.375	4.936	103.87
19	31	GT4PA	1	Team Parker Racing Charles DAWSON (GBR) / Seb MORRIS (GBR)	Mercedes-AMG GT4	2:31.719	7	10	13.265	0.890	103.26
20	7	GT4S	1	Forsetti Motorsport Jamie DAY (GBR) / Mikey PORTER (GBR)	Aston Martin Vantage AMR GT4 Evo	2:32.388	13	13	13.934	0.669	102.81
21	90	GT4S	2	Optimum Motorsport Zac MEAKIN (GBR) / Jack BROWN (GBR)	McLaren Artura GT4	2:32.965	10	14	14.511	0.577	102.42
22	3	GT3PA	11	Greystone GT Mike PRICE (GBR) / Callum MACLEOD (GBR)	Mercedes-AMG GT3 Evo	2:33.082	3	5	14.628	0.117	102.34
23	61	GT4S	3	Academy Motorsport Marco SIGNORETTI (CAN) / Erik EVANS (USA)	Ford Mustang GT4 2024	2:33.698	7	12	15.244	0.616	101.93
24	71	GT4PA	2	Century Motorsport Ravi RAMYEAD (GBR) / Charlie ROBERTSON (GBR)	BMW M4 GT4	2:33.874	11	13	15.420	0.176	101.82
25	95	GT4S	4	RACELAB Callum DAVIES (GBR) / Sai SANJAY (IND)	McLaren Artura GT4	2:34.104	14	15	15.650	0.230	101.66
26	29	GT4PA	3	Century Motorsport Ian GOUGH (GBR) / Tom WRIGLEY (GBR)	BMW M4 GT4	2:34.121	12	13	15.667	0.017	101.65
27	69	GT4PA	4	Mahiki Racing Steven LAKE (GBR) / Nathan HARRISON (GBR)	Lotus Emira GT4	2:34.940	10	11	16.486	0.819	101.11
28	99	GT3PA	12	Greystone GT Andrey BORODIN (ND) / Oliver WEBB (GBR)	McLaren 720S GT3 Evo	2:35.150	2	9	16.696	0.210	100.98
29	44	GT4PA	5	Toyota Gazoo Racing UK Kavi JUNDU (GBR) / Dan VAUGHAN (GBR)	Toyota GR Supra GT4 Evo	2:35.696	7	12	17.242	0.546	100.62
30	56	GT4S	5	DTO Motorsport Stuart MIDDLETON (GBR) / Freddie TOMLINSON (GBR)	Ginetta G56 GT4 Evo	2:35.697	12	14	17.243	0.001	100.62
31	11	GT4S	6	Paddock Motorsport Alex WALKER (GBR) / Adam HATFIELD (GBR)	McLaren Artura GT4	2:36.765	13	15	18.311	1.068	99.94
32	17	GT4S	7	RAM Racing Luca HOPKINSON (USA) / Harry GEORGE (GBR)	Mercedes-AMG GT4	2:37.042	4	8	18.588	0.277	99.76
33	62	GT4S	8	Academy Motorsport Will MOORE (GBR) / Matt NICOLL-JONES (GBR)	Ford Mustang GT4 2024	2:38.098	6	10	19.644	1.056	99.09
34	47	GT4PA	6	Forsetti Motorsport Marc WARREN (GBR) / William ORTON (GBR)	Aston Martin Vantage AMR GT4 Evo	2:38.266	12	13	19.812	0.168	98.99
35	20	GT4PA	7	Mahiki Racing Ian DUGGAN (GBR) / Gordie MUTCH (GBR)	Lotus Emira GT4	2:42.681	12	13	24.227	4.415	96.30
36	58	GT4PA	8	CWS Racing Colin WHITE (GBR) / Thomas HOLLAND (GBR)	Ginetta G56 GT4 Evo	2:45.634	14	16	27.180	2.953	94.59
37	12	GT4PA	9	Paddock Motorsport Ed MCDERMOTT (GBR) / Matt COWLEY (GBR)	Mercedes-AMG GT4	2:46.054	3	14	27.600	0.420	94.35

Weather / Track : Showers / Damp

These results are provisional until the conclusion of any judicial and technical matters.

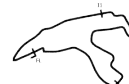
Date: 21/06/2024 Start: 13:40 Finish: 14:39

Spa-Francorchamps: 4.3520 miles

Race Director: Peter Daly

Stewards:

Timekeeper: Gethin Rees



Results can be found at www.tsl-timing.com

Printed - 14:41 Friday, 21 June 2024



2024 British GT Championship

PAID TEST 1 - CLASSIFICATION BY CATEGORY

CATEGORY : GT3

POS	NO	CL	TEAM / DRIVERS	CAR	TIME	ON	LAPS	GAP	DIFF	MPH
1	15	GT3PA	RAM Racing John FERGUSON (GBR) / Raffaele MARCIELLO (CHE)	BMW M4 GT3	2:18.454	9	10			113.16
2	32	GT3SA	J&S Racing Sacha KAKAD (GBR) / Hugo COOK (GBR)	Audi R8 LMS GT3 EVO II	2:18.839	8	9	0.385	0.385	112.84
3	27	GT3PA	Optimum Motorsport Mark RADCLIFFE (GBR) / Tom GAMBLE (GBR)	McLaren 720S GT3 Evo	2:19.299	4	10	0.845	0.460	112.47
4	2	GT3PA	Team RJN Chris BUNCOMBE (GBR) / Alex BUNCOMBE (GBR)	McLaren 720S GT3 Evo	2:19.347	14	15	0.893	0.048	112.43
5	63	GT3PA	Barwell Motorsport Rob COLLARD (GBR) / Ricky COLLARD (GBR)	Lamborghini Huracan GT3 Evo2	2:19.690	14	15	1.236	0.343	112.15
6	6	GT3PA	2 Seas Motorsport Ian LOGGIE (GBR) / Phil KEEN (GBR)	Mercedes-AMG GT3 Evo	2:19.757	10	16	1.303	0.067	112.10
7	8	GT3SA	Team Abba Racing Richard NEARY (GBR) / Sam NEARY (GBR)	Mercedes-AMG GT3 Evo	2:19.783	12	13	1.329	0.026	112.08
8	9	GT3PA	Paddock Motorsport Mark SMITH (USA) / Martin PLOWMAN (GBR)	McLaren 720S GT3 Evo	2:19.844	10	11	1.390	0.061	112.03
9	88	GT3AM	Garage 59 Miguel RAMOS (PRT)	McLaren 720S GT3 Evo	2:20.506	12	13	2.052	0.662	111.50
10	22	GT3SA	Century Motorsport Carl CAVERS (GBR) / Lewis PLATO (GBR)	BMW M4 GT3	2:21.512	8	13	3.058	1.006	110.71
11	18	GT3PA	2 Seas Motorsport Kevin TSE (HKG) / Maximilian GOETZ (DEU)	Mercedes-AMG GT3 Evo	2:21.689	14	15	3.235	0.177	110.57
12	78	GT3PA	Barwell Motorsport Alex MARTIN (GBR) / Sandy MITCHELL (GBR)	Lamborghini Huracan GT3 Evo2	2:21.711	14	15	3.257	0.022	110.55
13	87	GT3PA	Blackthorn Giacomo PETROBELLI (ITA) / Jonny ADAM (GBR)	Aston Martin Vantage AMR GT3 Evo	2:21.779	15	16	3.325	0.068	110.50
14	77	GT3PA	Garage 59 Morgan TILLBROOK (GBR) / Marcus CLUTTON (GBR)	McLaren 720S GT3 Evo	2:21.848	13	15	3.394	0.069	110.45
15	59	GT3SA	Garage 59 Shaun BALFE (GBR) / Adam SMALLEY (GBR)	McLaren 720S GT3 Evo	2:22.120	14	15	3.666	0.272	110.24
16	97	GT3SA	Beechdean AMR Andrew HOWARD (GBR) / Jessica HAWKINS (GBR)	Aston Martin Vantage AMR GT3 Evo	2:22.150	13	15	3.696	0.030	110.21
17	67	GT3SA	Orange Racing by JMH Simon ORANGE (GBR) / Tom ROCHE (GBR)	McLaren 720S GT3 Evo	2:25.893	9	14	7.439	3.743	107.39
18	10	GT3SA	Blackthorn Matt TOPHAM (GBR) / Josh ROWLEDGE (GBR)	Aston Martin Vantage AMR GT3 Evo	2:30.829	9	14	12.375	4.936	103.87
19	3	GT3PA	Greystone GT Mike PRICE (GBR) / Callum MACLEOD (GBR)	Mercedes-AMG GT3 Evo	2:33.082	3	5	14.628	2.253	102.34
20	99	GT3PA	Greystone GT Andrey BORODIN (ND) / Oliver WEBB (GBR)	McLaren 720S GT3 Evo	2:35.150	2	9	16.696	2.068	100.98

Weather / Track : Showers / Damp

These results are provisional until the conclusion of any judicial and technical matters.

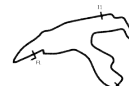
Date: 21/06/2024 Start: 13:40 Finish: 14:39

Spa-Francorchamps: 4.3520 miles

Race Director: Peter Daly

Stewards:

Timekeeper: Gethin Rees



2024 British GT Championship

PAID TEST 1 - CLASSIFICATION BY CATEGORY

CATEGORY : GT4

POS	NO	CL	TEAM / DRIVERS	CAR	TIME	ON	LAPS	GAP	DIFF	MPH
1	31	GT4PA	Team Parker Racing Charles DAWSON (GBR) / Seb MORRIS (GBR)	Mercedes-AMG GT4	2:31.719	7	10			103.26
2	7	GT4S	Forsetti Motorsport Jamie DAY (GBR) / Mikey PORTER (GBR)	Aston Martin Vantage AMR GT4 Evo	2:32.388	13	13	0.669	0.669	102.81
3	90	GT4S	Optimum Motorsport Zac MEAKIN (GBR) / Jack BROWN (GBR)	McLaren Artura GT4	2:32.965	10	14	1.246	0.577	102.42
4	61	GT4S	Academy Motorsport Marco SIGNORETTI (CAN) / Erik EVANS (USA)	Ford Mustang GT4 2024	2:33.698	7	12	1.979	0.733	101.93
5	71	GT4PA	Century Motorsport Ravi RAMYEAD (GBR) / Charlie ROBERTSON (GBR)	BMW M4 GT4	2:33.874	11	13	2.155	0.176	101.82
6	95	GT4S	RACELAB Callum DAVIES (GBR) / Sai SANJAY (IND)	McLaren Artura GT4	2:34.104	14	15	2.385	0.230	101.66
7	29	GT4PA	Century Motorsport Ian GOUGH (GBR) / Tom WRIGLEY (GBR)	BMW M4 GT4	2:34.121	12	13	2.402	0.017	101.65
8	69	GT4PA	Mahiki Racing Steven LAKE (GBR) / Nathan HARRISON (GBR)	Lotus Emira GT4	2:34.940	10	11	3.221	0.819	101.11
9	44	GT4PA	Toyota Gazoo Racing UK Kavi JUNDU (GBR) / Dan VAUGHAN (GBR)	Toyota GR Supra GT4 Evo	2:35.696	7	12	3.977	0.756	100.62
10	56	GT4S	DTO Motorsport Stuart MIDDLETON (GBR) / Freddie TOMLINSON (GBR)	Ginetta G56 GT4 Evo	2:35.697	12	14	3.978	0.001	100.62
11	11	GT4S	Paddock Motorsport Alex WALKER (GBR) / Adam HATFIELD (GBR)	McLaren Artura GT4	2:36.765	13	15	5.046	1.068	99.94
12	17	GT4S	RAM Racing Luca HOPKINSON (USA) / Harry GEORGE (GBR)	Mercedes-AMG GT4	2:37.042	4	8	5.323	0.277	99.76
13	62	GT4S	Academy Motorsport Will MOORE (GBR) / Matt NICOLL-JONES (GBR)	Ford Mustang GT4 2024	2:38.098	6	10	6.379	1.056	99.09
14	47	GT4PA	Forsetti Motorsport Marc WARREN (GBR) / William ORTON (GBR)	Aston Martin Vantage AMR GT4 Evo	2:38.266	12	13	6.547	0.168	98.99
15	20	GT4PA	Mahiki Racing Ian DUGGAN (GBR) / Gordie MUTCH (GBR)	Lotus Emira GT4	2:42.681	12	13	10.962	4.415	96.30
16	58	GT4PA	CWS Racing Colin WHITE (GBR) / Thomas HOLLAND (GBR)	Ginetta G56 GT4 Evo	2:45.634	14	16	13.915	2.953	94.59
17	12	GT4PA	Paddock Motorsport Ed MCDERMOTT (GBR) / Matt COWLEY (GBR)	Mercedes-AMG GT4	2:46.054	3	14	14.335	0.420	94.35

Weather / Track : Showers / Damp

These results are provisional until the conclusion of any judicial and technical matters.

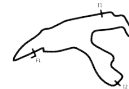
Date: 21/06/2024 Start: 13:40 Finish: 14:39

Spa-Francorchamps: 4.3520 miles

Race Director: Peter Daly

Stewards:

Timekeeper: Gethin Rees



2024 British GT Championship

PAID TEST 1 - CLASSIFICATION BY CLASS

CLASS : GT3 - GT3PA

POS	NO	TEAM / DRIVERS	CAR	TIME	ON	LAPS	GAP	DIFF	MPH
1	15	RAM Racing John FERGUSON (GBR) / Raffaele MARCIELLO (CHE)	BMW M4 GT3	2:18.454	9	10			113.16
2	27	Optimum Motorsport Mark RADCLIFFE (GBR) / Tom GAMBLE (GBR)	McLaren 720S GT3 Evo	2:19.299	4	10	0.845	0.845	112.47
3	2	Team RJN Chris BUNCOMBE (GBR) / Alex BUNCOMBE (GBR)	McLaren 720S GT3 Evo	2:19.347	14	15	0.893	0.048	112.43
4	63	Barwell Motorsport Rob COLLARD (GBR) / Ricky COLLARD (GBR)	Lamborghini Huracan GT3 Evo2	2:19.690	14	15	1.236	0.343	112.15
5	6	2 Seas Motorsport Ian LOGGIE (GBR) / Phil KEEN (GBR)	Mercedes-AMG GT3 Evo	2:19.757	10	16	1.303	0.067	112.10
6	9	Paddock Motorsport Mark SMITH (USA) / Martin PLOWMAN (GBR)	McLaren 720S GT3 Evo	2:19.844	10	11	1.390	0.087	112.03
7	18	2 Seas Motorsport Kevin TSE (HKG) / Maximilian GOETZ (DEU)	Mercedes-AMG GT3 Evo	2:21.689	14	15	3.235	1.845	110.57
8	78	Barwell Motorsport Alex MARTIN (GBR) / Sandy MITCHELL (GBR)	Lamborghini Huracan GT3 Evo2	2:21.711	14	15	3.257	0.022	110.55
9	87	Blackthorn Giacomo PETROBELLI (ITA) / Jonny ADAM (GBR)	Aston Martin Vantage AMR GT3 Evo	2:21.779	15	16	3.325	0.068	110.50
10	77	Garage 59 Morgan TILLBROOK (GBR) / Marcus CLUTTON (GBR)	McLaren 720S GT3 Evo	2:21.848	13	15	3.394	0.069	110.45
11	3	Greystone GT Mike PRICE (GBR) / Callum MACLEOD (GBR)	Mercedes-AMG GT3 Evo	2:33.082	3	5	14.628	11.234	102.34
12	99	Greystone GT Andrey BORODIN (ND) / Oliver WEBB (GBR)	McLaren 720S GT3 Evo	2:35.150	2	9	16.696	2.068	100.98

CLASS : GT3 - GT3SA

POS	NO	TEAM / DRIVERS	CAR	TIME	ON	LAPS	GAP	DIFF	MPH
1	32	J&S Racing Sacha KAKAD (GBR) / Hugo COOK (GBR)	Audi R8 LMS GT3 EVO II	2:18.839	8	9			112.84
2	8	Team Abba Racing Richard NEARY (GBR) / Sam NEARY (GBR)	Mercedes-AMG GT3 Evo	2:19.783	12	13	0.944	0.944	112.08
3	22	Century Motorsport Carl CAVERS (GBR) / Lewis PLATO (GBR)	BMW M4 GT3	2:21.512	8	13	2.673	1.729	110.71
4	59	Garage 59 Shaun BALFE (GBR) / Adam SMALLLEY (GBR)	McLaren 720S GT3 Evo	2:22.120	14	15	3.281	0.608	110.24
5	97	Beechdean AMR Andrew HOWARD (GBR) / Jessica HAWKINS (GBR)	Aston Martin Vantage AMR GT3 Evo	2:22.150	13	15	3.311	0.030	110.21
6	67	Orange Racing by JMH Simon ORANGE (GBR) / Tom ROCHE (GBR)	McLaren 720S GT3 Evo	2:25.893	9	14	7.054	3.743	107.39
7	10	Blackthorn Matt TOPHAM (GBR) / Josh ROWLEDGE (GBR)	Aston Martin Vantage AMR GT3 Evo	2:30.829	9	14	11.990	4.936	103.87

CLASS : GT3 - GT3AM

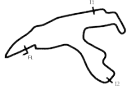
POS	NO	TEAM / DRIVERS	CAR	TIME	ON	LAPS	GAP	DIFF	MPH
1	88	Garage 59 Miguel RAMOS (PRT)	McLaren 720S GT3 Evo	2:20.506	12	13			111.50

Weather / Track : Showers / Damp

These results are provisional until the conclusion of any judicial and technical matters.

Date: 21/06/2024 Start: 13:40 Finish: 14:39

Spa-Francorchamps: 4.3520 miles

Race Director: Peter Daly	Stewards:	Timekeeper: Gethin Rees	
---------------------------	-----------	-------------------------	---

2024 British GT Championship

PAID TEST 1 - CLASSIFICATION BY CLASS

CLASS : GT4 - GT4PA

POS	NO	TEAM / DRIVERS	CAR	TIME	ON	LAPS	GAP	DIFF	MPH
1	31	Team Parker Racing Charles DAWSON (GBR) / Seb MORRIS (GBR)	Mercedes-AMG GT4	2:31.719	7	10			103.26
2	71	Century Motorsport Ravi RAMYEAD (GBR) / Charlie ROBERTSON (GBR)	BMW M4 GT4	2:33.874	11	13	2.155	2.155	101.82
3	29	Century Motorsport Ian GOUGH (GBR) / Tom WRIGLEY (GBR)	BMW M4 GT4	2:34.121	12	13	2.402	0.247	101.65
4	69	Mahiki Racing Steven LAKE (GBR) / Nathan HARRISON (GBR)	Lotus Emira GT4	2:34.940	10	11	3.221	0.819	101.11
5	44	Toyota Gazoo Racing UK Kavi JUNDU (GBR) / Dan VAUGHAN (GBR)	Toyota GR Supra GT4 Evo	2:35.696	7	12	3.977	0.756	100.62
6	47	Forsetti Motorsport Marc WARREN (GBR) / William ORTON (GBR)	Aston Martin Vantage AMR GT4 Evo	2:38.266	12	13	6.547	2.570	98.99
7	20	Mahiki Racing Ian DUGGAN (GBR) / Gordie MUTCH (GBR)	Lotus Emira GT4	2:42.681	12	13	10.962	4.415	96.30
8	58	CWS Racing Colin WHITE (GBR) / Thomas HOLLAND (GBR)	Ginetta G56 GT4 Evo	2:45.634	14	16	13.915	2.953	94.59
9	12	Paddock Motorsport Ed MCDERMOTT (GBR) / Matt COWLEY (GBR)	Mercedes-AMG GT4	2:46.054	3	14	14.335	0.420	94.35

CLASS : GT4 - GT4S


POS	NO	TEAM / DRIVERS	CAR	TIME	ON	LAPS	GAP	DIFF	MPH
1	7	Forsetti Motorsport Jamie DAY (GBR) / Mikey PORTER (GBR)	Aston Martin Vantage AMR GT4 Evo	2:32.388	13	13			102.81
2	90	Optimum Motorsport Zac MEAKIN (GBR) / Jack BROWN (GBR)	McLaren Artura GT4	2:32.965	10	14	0.577	0.577	102.42
3	61	Academy Motorsport Marco SIGNORETTI (CAN) / Erik EVANS (USA)	Ford Mustang GT4 2024	2:33.698	7	12	1.310	0.733	101.93
4	95	RACELAB Callum DAVIES (GBR) / Sai SANJAY (IND)	McLaren Artura GT4	2:34.104	14	15	1.716	0.406	101.66
5	56	DTO Motorsport Stuart MIDDLETON (GBR) / Freddie TOMLINSON (GBR)	Ginetta G56 GT4 Evo	2:35.697	12	14	3.309	1.593	100.62
6	11	Paddock Motorsport Alex WALKER (GBR) / Adam HATFIELD (GBR)	McLaren Artura GT4	2:36.765	13	15	4.377	1.068	99.94
7	17	RAM Racing Luca HOPKINSON (USA) / Harry GEORGE (GBR)	Mercedes-AMG GT4	2:37.042	4	8	4.654	0.277	99.76
8	62	Academy Motorsport Will MOORE (GBR) / Matt NICOLL-JONES (GBR)	Ford Mustang GT4 2024	2:38.098	6	10	5.710	1.056	99.09

Weather / Track : Showers / Damp

These results are provisional until the conclusion of any judicial and technical matters.

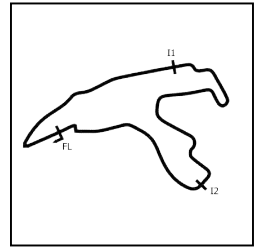
Date: 21/06/2024 Start: 13:40 Finish: 14:39

Spa-Francorchamps: 4.3520 miles

Race Director: Peter Daly	Stewards:	Timekeeper: Gethin Rees	
---------------------------	-----------	-------------------------	---

2024 British GT Championship

PAID TEST 1 - SECTOR ANALYSIS



SECTOR 1 = FL to I1, SECTOR 2 = I1 to I2, SECTOR 3 = I2 to FL, DIFF = Difference To Personal Best Lap, P = Crossed Finish Line in Pit Lane, D = Time Disallowed

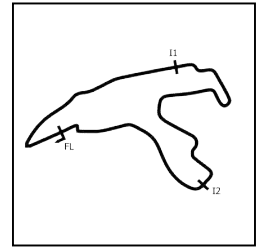
P1 15 GT3PA RAM Racing		BMW M4 GT3						
IDEAL LAP TIME : 2:18.256		BEST LAP TIME : 2:18.454		DIFFERENCE : 0.198				
D1: John FERGUSON		D2: Raffaele MARCIELLO						
LAP	SECTOR 1	SECTOR 2	SECTOR 3	LAP TIME	MPH	DIFF	TIME OF DAY	
1 - D2	OUTLAP	140.3	1:12.633	99.2	IN PIT	P	13:54:07.585	
2 - D2	OUTLAP	139.5	1:17.992	83.1	IN PIT	P	14:00:59.908	
3 - D2	OUTLAP	159.0	1:08.553	102.6	IN PIT	P	14:14:20.357	
4 - D2	OUTLAP	159.0	1:06.037	104.6	36.602	100.1	14:18:32.972	
5 - D2	40.463	149.7	1:07.222	103.7	35.522	100.1	14:20:56.179	
6 - D2	39.382	162.8	1:04.740	102.2	35.665	98.9	14:23:15.966	
7 - D2	42.140	144.3	1:07.798	105.0	35.945	100.9	14:25:41.849	
8 - D2	39.368	164.8	1:04.821	105.1	35.100	100.0	14:28:01.138	
9 - D2	39.400	163.2	1:04.081	105.0	34.973	100.6	14:30:19.592	
10 - D2	39.202	165.2	1:04.705	105.3	IN PIT	P	14:32:48.614	

P2 32 GT3SA J&S Racing		Audi R8 LMS GT3 EVO II						
IDEAL LAP TIME : 2:18.306		BEST LAP TIME : 2:18.839		DIFFERENCE : 0.533				
D1: Sacha KAKAD		D2: Hugo COOK						
LAP	SECTOR 1	SECTOR 2	SECTOR 3	LAP TIME	MPH	DIFF	TIME OF DAY	
1 - D1	OUTLAP	139.5	1:15.409	93.5	40.187	95.1	13:47:56.740	
2 - D1	44.677	150.8	1:12.620	98.6	39.363	95.1	13:50:33.400	
3 - D1	44.118	142.4	1:14.674	94.9	IN PIT	P	13:53:21.959	
4 - D2	OUTLAP	130.5	1:09.324	82.8	37.172	99.2	14:20:11.296	
5 - D2	40.557	159.7	1:06.995	103.0	36.020	98.8	14:22:34.868	
6 - D2	41.273	153.2	1:04.718	102.6	IN PIT	P	14:25:06.229	
7 - D2	OUTLAP	156.7	1:06.510	102.1	35.527	98.9	14:28:32.837	
8 - D2	39.502	162.4	1:04.157	102.6	35.180	99.4	14:30:51.676	
9 - D2	39.393	162.4	1:03.733	102.2	IN PIT	P	14:33:18.552	

P3 27 GT3PA Optimum Motorsport		McLaren 720S GT3 Evo						
IDEAL LAP TIME : 2:19.299		BEST LAP TIME : 2:19.299		DIFFERENCE : 0.000				
D1: Mark RADCLIFFE		D2: Tom GAMBLE						
LAP	SECTOR 1	SECTOR 2	SECTOR 3	LAP TIME	MPH	DIFF	TIME OF DAY	
1 - D2	OUTLAP	112.0	1:16.353	95.7	IN PIT	P	13:45:02.815	
2 - D2	OUTLAP	131.3	1:10.015	102.7	37.267	98.6	14:15:05.718	
3 - D2	40.258	159.0	1:05.109	103.4	36.076	99.4	14:17:27.161	
4 - D2	40.008	159.7	1:03.919	105.0	35.372	98.9	14:19:46.460	
5 - D2	40.674	138.9	1:05.639	105.8	IN PIT	P	14:22:17.805	
6 - D1	OUTLAP	120.0	1:16.405	90.4	40.760	96.5	14:26:31.804	
7 - D1	42.373	154.2	1:10.731	100.0	38.574	98.1	14:29:03.482	
8 - D1	42.432	136.1	1:08.173	101.3	38.595	98.2	14:31:32.682	
9 - D1	42.124	156.4	1:07.739	101.9	38.569	98.8	14:34:01.114	
10 - D1	1:31.215	49.6	2:08.549	49.5	IN PIT	P	14:39:19.782	

2024 British GT Championship

PAID TEST 1 - SECTOR ANALYSIS



SECTOR 1 = FL to I1, SECTOR 2 = I1 to I2, SECTOR 3 = I2 to FL, DIFF = Difference To Personal Best Lap, P = Crossed Finish Line in Pit Lane, D = Time Disallowed

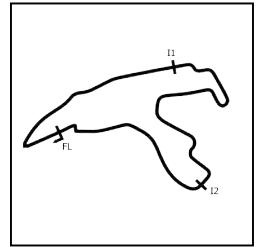
P4		2 GT3PA		Team RJN		McLaren 720S GT3 Evo					
IDEAL LAP TIME : 2:19.347		BEST LAP TIME : 2:19.347		DIFFERENCE : 0.000							
D1: Chris BUNCOMBE		D2: Alex BUNCOMBE									
LAP	SECTOR 1	SECTOR 2	SECTOR 3	LAP TIME	MPH	DIFF	TIME OF DAY				
1 - D2	OUTLAP	124.9	1:17.075	91.4	40.683	96.1					13:44:34.634
2 - D2	43.997	143.7	1:14.099	98.2	38.405	96.1	2:36.501	100.11	17.154		13:47:11.135
3 - D2	43.348	150.4	1:12.840	97.8	38.342	95.4	2:34.530	101.38	15.183		13:49:45.665
4 - D2	42.810	150.1	1:12.521	98.2	37.857	95.8	2:33.188	102.27	13.841		13:52:18.853
5 - D2	44.378	146.5	1:13.936	93.5	IN PIT		2:46.269	P	94.22	26.922	13:55:05.122
6 - D1	OUTLAP	126.3	1:50.080	53.9	IN PIT		7:53.543	P	33.08	5:34.196	14:02:58.665
7 - D1	OUTLAP	142.7	1:16.710	91.8	41.480	95.0	9:32.879	27.34	7:13.532		14:12:31.544
8 - D1	44.106	140.6	1:15.268	93.2	IN PIT		2:50.188	P	92.05	30.841	14:15:21.732
9 - D2	OUTLAP	140.3	1:09.558	103.0	36.845	98.2	5:37.312	46.44	3:17.965		14:20:59.044
10 - D2	41.167	156.4	1:04.824	104.0	36.074	98.2	2:22.065	110.28	2.718		14:23:21.109
11 - D2	40.748	157.9	1:05.431	103.4	35.822	98.2	2:22.001	(3)	110.33	2.654	14:25:43.110
12 - D2	40.924	157.1	1:05.090	95.1	38.254	98.9	2:24.268	108.59	4.921		14:28:07.378
13 - D2	40.440	158.6	1:03.991	102.6	35.517	98.1	2:19.948	(2)	111.95	0.601	14:30:27.326
14 - D2	40.137	159.7	1:03.848	104.3	35.362	98.2	2:19.347	(1)	112.43		14:32:46.673
15 - D2	40.151	160.5	1:16.747	49.5	IN PIT		3:37.836	P	71.92	1:18.489	14:36:24.509

P5		63 GT3PA		Barwell Motorsport		Lamborghini Huracan GT3 Evo2					
IDEAL LAP TIME : 2:19.690		BEST LAP TIME : 2:19.690		DIFFERENCE : 0.000							
D1: Rob COLLARD		D2: Ricky COLLARD									
LAP	SECTOR 1	SECTOR 2	SECTOR 3	LAP TIME	MPH	DIFF	TIME OF DAY				
1 - D2	OUTLAP	149.7	1:16.805	97.6	38.890	97.8					13:47:08.918
2 - D2	42.294	155.3	1:11.996	97.3	38.753	96.4	2:33.043	102.37	13.353		13:49:41.961
3 - D2	42.178	154.6	1:12.417	95.4	38.759	96.4	2:33.354	102.16	13.664		13:52:15.315
4 - D2	42.427	153.5	1:12.075	96.2	38.234	96.1	2:32.736	102.57	13.046		13:54:48.051
5 - D2	42.295	154.9	1:12.975	95.8	IN PIT		2:42.876	P	96.19	23.186	13:57:30.927
6 - D1	OUTLAP	124.0	1:13.813	93.0	41.917	97.2	13:20.771	19.56	11:01.081		14:10:51.698
7 - D1	43.078	148.4	1:11.713	91.8	IN PIT		2:44.802	P	95.06	25.112	14:13:36.500
8 - D1	OUTLAP	140.9	1:10.584	98.5	39.513	99.5	4:57.656	52.63	2:37.966		14:18:34.156
9 - D1	42.020	154.2	1:06.768	100.9	37.783	99.5	2:26.571	106.89	6.881		14:21:00.727
10 - D1	40.591	159.4	1:05.348	101.3	36.339	99.2	2:22.278	(3)	110.11	2.588	14:23:23.005
11 - D1	40.535	159.0	1:06.802	101.6	36.512	98.5	2:23.849	108.91	4.159		14:25:46.854
12 - D1	40.410	153.5	1:06.812	101.3	37.336	98.8	2:24.558	108.38	4.868		14:28:11.412
13 - D1	39.932	160.5	1:04.566	101.9	35.813	99.4	2:20.311	(2)	111.66	0.621	14:30:31.723
14 - D1	39.617	162.0	1:04.411	102.2	35.662	99.5	2:19.690	(1)	112.15		14:32:51.413
15 - D1	39.639	162.0	1:16.309	51.2	IN PIT		3:37.986	P	71.87	1:18.296	14:36:29.399

P6		6 GT3PA		2 Seas Motorsport		Mercedes-AMG GT3 Evo					
IDEAL LAP TIME : 2:19.169		BEST LAP TIME : 2:19.757		DIFFERENCE : 0.588							
D1: Ian LOGGIE		D2: Phil KEEN									
LAP	SECTOR 1	SECTOR 2	SECTOR 3	LAP TIME	MPH	DIFF	TIME OF DAY				
1 - D2	OUTLAP	103.8	1:14.370	96.6	39.072	98.1					13:44:33.741
2 - D2	43.916	150.8	1:11.658	100.0	37.962	97.8	2:33.536	102.04	13.779		13:47:07.277
3 - D2	42.487	153.9	1:10.990	98.3	38.126	97.3	2:31.603	103.34	11.846		13:49:38.880
4 - D2	42.408	152.8	1:11.012	98.2	37.835	97.6	2:31.255	103.58	11.498		13:52:10.135
5 - D2	41.914	154.2	1:10.954	97.1	37.526	96.8	2:30.394	104.17	10.637		13:54:40.529
6 - D2	42.163	153.9	1:10.759	99.1	37.433	96.9	2:30.355	104.20	10.598		13:57:10.884
7 - D2	42.221	154.2	1:11.359	98.5	IN PIT		2:43.007	P	96.11	23.250	13:59:53.891
8 - D2	OUTLAP	146.5	1:10.374	101.8	36.440	99.5	12:55.683	20.19	10:35.926		14:12:49.574
9 - D2	41.035	151.8	1:05.990	103.7	35.448	100.7	2:22.473	(3)	109.96	2.716	14:15:12.047
10 - D2	40.272	158.6	1:04.122	103.8	35.363	100.1	2:19.757	(1)	112.10		14:17:31.804
11 - D2	41.314	156.4	1:05.479	104.0	IN PIT		2:31.229	P	103.60	11.472	14:20:03.033
12 - D1	OUTLAP	153.5	1:09.408	101.2	39.145	98.1	6:12.924	42.01	3:53.167		14:26:15.957
13 - D1	40.873	158.2	1:08.295	103.0	36.575	98.2	2:25.743	107.50	5.986		14:28:41.700
14 - D1	40.131	159.7	1:05.291	103.0	37.215	98.2	2:22.637	109.84	2.880		14:31:04.337
15 - D1	39.684	161.3	1:04.654	103.7	35.792	99.1	2:20.130	(2)	111.80	0.373	14:33:24.467
16 - D1	39.736	161.7	1:52.441	49.9	IN PIT		4:07.418	P	63.32	1:47.661	14:37:31.885

2024 British GT Championship

PAID TEST 1 - SECTOR ANALYSIS



SECTOR 1 = FL to I1, SECTOR 2 = I1 to I2, SECTOR 3 = I2 to FL, DIFF = Difference To Personal Best Lap, P = Crossed Finish Line in Pit Lane, D = Time Disallowed

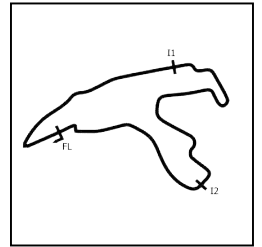
P7		8 GT3SA		Team Abba Racing		Mercedes-AMG GT3 Evo						
IDEAL LAP TIME : 2:19.366		BEST LAP TIME : 2:19.783		DIFFERENCE : 0.417								
D1: Richard NEARY		D2: Sam NEARY										
LAP	SECTOR 1	SECTOR 2	SECTOR 3	LAP TIME	MPH	DIFF	TIME OF DAY					
1 - D2	OUTLAP	149.1	1:12.664	100.9	39.127	96.4					13:43:25.624	
2 - D2	43.855	149.7	1:12.891	77.5	IN PIT			2:45.729	P	94.53	25.946	13:46:11.353
3 - D1	OUTLAP	141.8	1:15.066	89.2	41.000	95.8		10:13.507		25.53	7:53.724	13:56:24.860
4 - D1	42.803	145.5	1:12.392	95.7	39.005	96.6		2:34.200		101.60	14.417	13:58:59.060
5 - D1	56.570	49.5	2:08.476	49.7	IN PIT			4:46.157	P	54.75	2:26.374	14:03:45.217
6 - D1	OUTLAP	131.0	1:12.941	95.3	38.965	96.1		7:46.989		33.55	5:27.206	14:11:32.206
7 - D1	43.022	147.4	1:10.586	98.1	38.659	95.5		2:32.267		102.89	12.484	14:14:04.473
8 - D1	42.020	147.8	1:11.340	96.8	38.866	96.0		2:32.226	(3)	102.92	12.443	14:16:36.699
9 - D1	42.134	152.1	1:12.019	95.3	IN PIT			2:41.730	P	96.87	21.947	14:19:18.429
10 - D2	OUTLAP	154.9	1:06.515	103.0	38.097	99.7		6:33.369		39.82	4:13.586	14:25:51.798
11 - D2	39.829	161.7	1:05.149	106.6	35.475	99.4		2:20.453	(2)	111.54	0.670	14:28:12.251
12 - D2	39.627	162.4	1:04.312	104.2	35.844	101.8		2:19.783	(1)	112.08		14:30:32.034
13 - D2	39.579	161.7	1:04.594	104.5	IN PIT			2:28.008	P	105.85	8.225	14:33:00.042

P8		9 GT3PA		Paddock Motorsport		McLaren 720S GT3 Evo						
IDEAL LAP TIME : 2:19.624		BEST LAP TIME : 2:19.844		DIFFERENCE : 0.220								
D1: Mark SMITH		D2: Martin PLOWMAN										
LAP	SECTOR 1	SECTOR 2	SECTOR 3	LAP TIME	MPH	DIFF	TIME OF DAY					
1 - D1	OUTLAP			90.6	41.256	95.8						13:53:06.179
2 - D1	44.094	144.3	1:14.675	97.1	40.385	96.4		2:39.154		98.44	19.310	13:55:45.333
3 - D1	43.501	142.1	1:16.674	95.0	40.016	96.1		2:40.191		97.80	20.347	13:58:25.524
4 - D1	OUTLAP	151.1	1:13.684	96.6	41.086	96.1		13:20.920		19.56	11:01.076	14:11:46.444
5 - D1	43.597	144.0	1:15.763	92.8	40.070	95.3		2:39.430		98.27	19.586	14:14:25.874
6 - D1	42.778	146.2	1:13.678	96.8	39.975	95.5		2:36.431	(3)	100.15	16.587	14:17:02.305
7 - D1	42.940	152.8	1:12.782	96.2	IN PIT			2:44.675	P	95.14	24.831	14:19:46.980
8 - D2	OUTLAP	149.4	1:07.060	101.2	37.855	98.6		4:32.584		57.47	2:12.740	14:24:19.564
9 - D2	41.969	155.3	1:05.825	104.0	38.484	99.1		2:26.278	(2)	107.10	6.434	14:26:45.842
10 - D2	40.046	160.1	1:04.401	105.0	35.397	98.3		2:19.844	(1)	112.03		14:29:05.686
11 - D2	39.826	160.5	1:04.748	71.9	IN PIT			2:31.961	P	103.10	12.117	14:31:37.647

P9		88 GT3AM		Garage 59		McLaren 720S GT3 Evo						
IDEAL LAP TIME : 2:19.976		BEST LAP TIME : 2:20.506		DIFFERENCE : 0.530								
D1: Miguel RAMOS												
LAP	SECTOR 1	SECTOR 2	SECTOR 3	LAP TIME	MPH	DIFF	TIME OF DAY					
1 - D1	OUTLAP	139.8	1:16.806	93.7	40.532	97.3						13:48:31.217
2 - D1	43.521	136.1	1:13.206	95.8	39.549	97.2		2:36.276		100.25	15.770	13:51:07.493
3 - D1	43.078	150.1	1:13.133	98.9	39.057	96.2		2:35.268		100.90	14.762	13:53:42.761
4 - D1	43.556	150.1	1:12.862	97.3	39.192	95.7		2:35.610		100.68	15.104	13:56:18.371
5 - D1	43.460	151.1	1:11.632	97.3	39.519	95.5		2:34.611		101.33	14.105	13:58:52.982
6 - D1	44.748	95.4	2:10.263	52.2	IN PIT			4:35.709	P	56.82	2:15.203	14:03:28.691
7 - D1	OUTLAP	140.1	1:09.702	89.0	38.547	98.5		17:12.563		15.17	14:52.057	14:20:41.254
8 - D1	41.583	154.9	1:06.555	102.2	39.018	97.8		2:27.156		106.46	6.650	14:23:08.410
9 - D1	41.664	154.9	1:08.851	96.9	40.654	97.9		2:31.169		103.64	10.663	14:25:39.579
10 - D1	40.749	157.5	1:06.327	103.4	36.437	99.1		2:23.513	(3)	109.17	3.007	14:28:03.092
11 - D1	40.207	161.3	1:05.891	102.1	36.160	99.1		2:22.258	(2)	110.13	1.752	14:30:25.350
12 - D1	40.214	160.1	1:04.544	103.8	35.748	98.8		2:20.506	(1)	111.50		14:32:45.856
13 - D1	39.684	162.8	1:16.667	52.3	IN PIT			3:36.367	P	72.41	1:15.861	14:36:22.223

2024 British GT Championship

PAID TEST 1 - SECTOR ANALYSIS



SECTOR 1 = FL to I1, SECTOR 2 = I1 to I2, SECTOR 3 = I2 to FL, DIFF = Difference To Personal Best Lap, P = Crossed Finish Line in Pit Lane, D = Time Disallowed

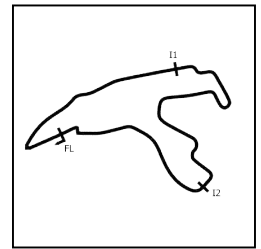
P10 22 GT3SA Century Motorsport		BMW M4 GT3								
IDEAL LAP TIME : 2:21.512		BEST LAP TIME : 2:21.512			DIFFERENCE : 0.000					
D1: Carl CAVERS		D2: Lewis PLATO								
LAP	SECTOR 1	SECTOR 2		SECTOR 3		LAP TIME	MPH	DIFF	TIME OF DAY	
1 - D2	OUTLAP	113.7	1:18.691	91.4	40.116	97.6			13:43:08.973	
2 - D2	43.902	142.4	1:14.305	98.6	38.592	98.1			13:45:45.772	
3 - D2	42.912	150.1	1:13.878	99.2	IN PIT		2:44.673 P	95.14	23.161	13:48:30.445
4 - D2	OUTLAP	135.2	1:13.201	100.1	IN PIT		5:43.178 P	45.65	3:21.666	13:54:13.623
5 - D2	OUTLAP	128.8	1:14.093	76.6	38.786	100.0	17:26.305	14.97	15:04.793	14:11:39.928
6 - D2	40.379	136.3	1:10.389	103.2	35.881	99.1	2:26.649	106.83	5.137	14:14:06.577
7 - D2	40.479	129.8	1:08.264	105.0	35.791	99.8	2:24.534 (2)	108.40	3.022	14:16:31.111
8 - D2	39.950	151.4	1:06.142	103.8	35.420	99.8	2:21.512 (1)	110.71		14:18:52.623
9 - D2	40.998	110.5	1:11.234	97.5	IN PIT		2:39.607 P	98.16	18.095	14:21:32.230
10 - D1	OUTLAP	152.5	1:08.820	102.1	37.978	97.6	3:40.270	71.12	1:18.758	14:25:12.500
11 - D1	41.323	156.0	1:07.756	102.6	36.997	96.2	2:26.076	107.25	4.564	14:27:38.576
12 - D1	40.813	159.4	1:07.274	96.9	38.084	99.7	2:26.171	107.18	4.659	14:30:04.747
13 - D1	40.492	162.4	1:07.693	101.9	36.708	98.3	2:24.893 (3)	108.13	3.381	14:32:29.640

P11 18 GT3PA 2 Seas Motorsport		Mercedes-AMG GT3 Evo								
IDEAL LAP TIME : 2:20.201		BEST LAP TIME : 2:21.689			DIFFERENCE : 1.488					
D1: Kevin TSE		D2: Maximilian GOETZ								
LAP	SECTOR 1	SECTOR 2		SECTOR 3		LAP TIME	MPH	DIFF	TIME OF DAY	
1 - D2	OUTLAP	128.8	1:12.941	96.9	45.140	99.2			13:44:09.056	
2 - D2	42.569	153.5	1:11.328	99.5	37.566	97.2	2:31.463	103.44	9.774	13:46:40.519
3 - D2	41.993	155.7	1:11.411	99.5	37.459	98.2	2:30.863	103.85	9.174	13:49:11.382
4 - D2	42.583	155.7	1:13.122	95.8	IN PIT		2:42.728 P	96.28	21.039	13:51:54.110
5 - D2	OUTLAP	126.3	1:14.203	97.8	37.295	100.0	4:14.585	61.54	1:52.896	13:56:08.695
6 - D2	40.806	152.5	1:12.021	103.8	35.707	101.0	2:28.534	105.48	6.845	13:58:37.229
7 - D2	39.715	158.2	1:54.730	49.5	IN PIT		4:13.577 P	61.78	1:51.888	14:02:50.806
8 - D1	OUTLAP	138.9	1:18.444	95.7	39.827	98.3	12:22.615	21.09	10:00.926	14:15:13.421
9 - D1	41.531	155.7	1:10.193	101.3	37.540	100.0	2:29.264	104.96	7.575	14:17:42.685
10 - D1	41.362	142.7	1:09.673	93.9	39.376	100.0	2:30.411	104.16	8.722	14:20:13.096
11 - D1	41.055	158.6	1:06.924	103.7	36.394	99.8	2:24.373 (3)	108.52	2.684	14:22:37.469
12 - D1	40.742	158.6	1:06.835	103.0	36.970	99.7	2:24.547	108.39	2.858	14:25:02.016
13 - D1	40.279	159.4	1:06.859	101.3	36.006	98.9	2:23.144 (2)	109.45	1.455	14:27:25.160
14 - D1	40.142	159.7	1:06.016	103.2	35.531	99.5	2:21.689 (1)	110.57		14:29:46.849
15 - D1	42.543	155.3	1:04.955	103.7	IN PIT		2:38.075 P	99.11	16.386	14:32:24.924

P12 78 GT3PA Barwell Motorsport		Lamborghini Huracan GT3 Evo2								
IDEAL LAP TIME : 2:20.478		BEST LAP TIME : 2:21.711			DIFFERENCE : 1.233					
D1: Alex MARTIN		D2: Sandy MITCHELL								
LAP	SECTOR 1	SECTOR 2		SECTOR 3		LAP TIME	MPH	DIFF	TIME OF DAY	
1 - D1	OUTLAP	130.8	1:15.449	94.9	39.405	95.8			13:44:58.074	
2 - D1	43.199	152.8	1:13.213	97.5	IN PIT		2:44.543 P	95.21	22.832	13:47:42.617
3 - D1	OUTLAP	129.3	1:15.641	95.5	39.678	95.7	7:17.000	35.85	4:55.289	13:54:59.617
4 - D1	43.023	152.5	1:13.206	96.0	39.413	95.3	2:35.642	100.66	13.931	13:57:35.259
5 - D1	43.481	152.1	1:13.966	93.5	IN PIT		3:30.877 P	74.29	1:09.166	14:01:06.136
6 - D2	OUTLAP	138.3	1:10.881	102.1	36.187	98.3	11:26.453	22.82	9:04.742	14:12:32.589
7 - D2	41.927	154.9	1:06.917	103.7	35.643	98.6	2:24.487	108.43	2.776	14:14:57.076
8 - D2	39.492	161.7	1:06.618	97.9	IN PIT		2:30.950 P	103.79	9.239	14:17:28.026
9 - D1	OUTLAP	136.1	1:11.147	101.6	37.230	97.5	4:44.477	55.07	2:22.766	14:22:12.503
10 - D1	41.716	155.7	1:06.227	101.3	36.202	97.5	2:24.145	108.69	2.434	14:24:36.648
11 - D1	41.549	156.7	1:05.628	101.2	37.553	97.8	2:24.730	108.25	3.019	14:27:01.378
12 - D1	40.715	159.0	1:05.683	102.6	35.940	97.8	2:22.338 (2)	110.07	0.627	14:29:23.716
13 - D1	39.921	161.3	1:06.353	102.4	37.651	97.3	2:23.925 (3)	108.85	2.214	14:31:47.641
14 - D1	40.367	160.1	1:05.343	102.1	36.001	98.2	2:21.711 (1)	110.55		14:34:09.352
15 - D1	1:34.689	50.0	2:07.676	50.0	IN PIT		5:20.469 P	48.88	2:58.758	14:39:29.821

2024 British GT Championship

PAID TEST 1 - SECTOR ANALYSIS



SECTOR 1 = FL to I1, SECTOR 2 = I1 to I2, SECTOR 3 = I2 to FL, DIFF = Difference To Personal Best Lap, P = Crossed Finish Line in Pit Lane, D = Time Disallowed

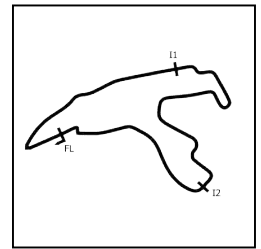
P13 87 GT3PA Blackthorn		Aston Martin Vantage AMR GT3 Evo									
IDEAL LAP TIME : 2:20.768		BEST LAP TIME : 2:21.779		DIFFERENCE : 1.011							
D1: Giacomo PETROBELLI		D2: Jonny ADAM									
LAP	SECTOR 1	SECTOR 2	SECTOR 3	LAP TIME	MPH	DIFF	TIME OF DAY				
1 - D1	OUTLAP	102.7	1:23.814	81.8	46.985	96.5					13:43:40.098
2 - D1	54.085	122.9	1:18.356	94.5	45.312	96.8					13:46:37.851
3 - D1	44.978	99.7	1:17.074	82.1	IN PIT		3:00.015	P	87.03	38.236	13:49:37.866
4 - D1	OUTLAP	118.7	1:14.273	95.0	40.040	95.4	7:12.263		36.24	4:50.484	13:56:50.129
5 - D1	43.352	133.9	1:13.462	98.6	38.717	94.9	2:35.531		100.73	13.752	13:59:25.660
6 - D1	1:34.225	49.3	2:10.301	49.7	IN PIT		5:24.463	P	48.28	3:02.684	14:04:50.123
7 - D1	OUTLAP	130.3	1:12.427	84.4	40.403	94.3	6:00.386		43.47	3:38.607	14:10:50.509
8 - D1	42.717	149.4	1:10.907	98.5	38.497	93.8	2:32.121		102.99	10.342	14:13:22.630
9 - D1	42.220	155.7	1:10.962	96.8	IN PIT		2:41.903	P	96.77	20.124	14:16:04.533
10 - D1	OUTLAP	131.5	1:10.733	100.4	37.742	98.8	4:19.072		60.47	1:57.293	14:20:23.605
11 - D1	43.376	153.9	1:09.943	102.9	36.745	97.6	2:30.064		104.40	8.285	14:22:53.669
12 - D1	41.792	159.0	1:07.118	102.6	36.983	98.3	2:25.893		107.39	4.114	14:25:19.562
13 - D1	40.456	160.5	1:06.046	104.2	35.985	98.5	2:22.487	(3)	109.95	0.708	14:27:42.049
14 - D1	40.196	162.8	1:05.616	101.9	36.429	99.4	2:22.241	(2)	110.14	0.462	14:30:04.290
15 - D1	39.845	163.6	1:05.639	103.4	36.295	98.5	2:21.779	(1)	110.50		14:32:26.069
16 - D1	40.208	161.3	1:04.938	103.7	IN PIT		3:11.369	P	81.87	49.590	14:35:37.438

P14 77 GT3PA Garage 59		McLaren 720S GT3 Evo									
IDEAL LAP TIME : 2:21.429		BEST LAP TIME : 2:21.848		DIFFERENCE : 0.419							
D1: Morgan TILLBROOK		D2: Marcus CLUTTON									
LAP	SECTOR 1	SECTOR 2	SECTOR 3	LAP TIME	MPH	DIFF	TIME OF DAY				
1 - D2	OUTLAP	143.0	1:13.816	85.0	40.471	96.4					13:45:07.095
2 - D2	42.913	149.4	1:11.274	98.2	37.841	96.5	2:32.028		103.05	10.180	13:47:39.123
3 - D2	42.125	152.5	1:10.760	98.5	37.980	95.8	2:30.865		103.85	9.017	13:50:09.988
4 - D2	41.914	152.1	1:10.902	95.8	IN PIT		2:38.718	P	98.71	16.870	13:52:48.706
5 - D1	OUTLAP	128.5	1:56.482	51.8	IN PIT		10:06.379	P	25.83	7:44.531	14:02:55.085
6 - D1	OUTLAP	148.7	1:13.655	95.5	41.359	97.6	8:17.902		31.46	5:56.054	14:11:12.987
7 - D1	42.630	151.4	1:09.466	98.2	39.563	96.8	2:31.659		103.30	9.811	14:13:44.646
8 - D1	44.126	150.1	1:10.143	98.2	39.969	97.6	2:34.238		101.58	12.390	14:16:18.884
9 - D1	42.310	153.2	1:09.303	97.8	39.190	95.5	2:30.803		103.89	8.955	14:18:49.687
10 - D1	43.295	105.1	1:13.456	97.3	IN PIT		2:48.691	P	92.87	26.843	14:21:38.378
11 - D1	OUTLAP	149.7	1:07.241	102.1	38.679	99.8	4:39.777		55.99	2:17.929	14:26:18.155
12 - D1	41.036	157.9	1:06.858	102.1	37.047	100.1	2:24.941	(3)	108.09	3.093	14:28:43.096
13 - D1	40.374	159.0	1:05.113	101.3	36.361	100.0	2:21.848	(1)	110.45		14:31:04.944
14 - D1	39.955	160.1	1:05.170	102.4	37.324	100.9	2:22.449	(2)	109.98	0.601	14:33:27.393
15 - D1	39.987	148.4	2:05.366	51.3	IN PIT		4:24.189	P	59.30	2:02.341	14:37:51.582

P15 59 GT3SA Garage 59		McLaren 720S GT3 Evo									
IDEAL LAP TIME : 2:22.120		BEST LAP TIME : 2:22.120		DIFFERENCE : 0.000							
D1: Shaun BALFE		D2: Adam SMALLEY									
LAP	SECTOR 1	SECTOR 2	SECTOR 3	LAP TIME	MPH	DIFF	TIME OF DAY				
1 - D2	OUTLAP	144.3	1:13.398	97.5	38.848	96.5					13:44:01.518
2 - D2	42.961	149.4	1:11.843	99.4	37.952	96.5	2:32.756		102.56	10.636	13:46:34.274
3 - D2	42.456	140.9	1:12.764	100.1	37.868	97.9	2:33.088		102.34	10.968	13:49:07.362
4 - D2	42.281	151.8	1:11.184	99.2	37.795	97.2	2:31.260		103.57	9.140	13:51:38.622
5 - D2	42.337	152.1	1:12.307	97.9	IN PIT		2:40.557	P	97.58	18.437	13:54:19.179
6 - D1	OUTLAP	141.5	1:12.341	96.1	39.729	97.2	16:55.206		15.43	14:33.086	14:11:14.385
7 - D1	42.663	151.4	1:09.191	97.3	38.807	97.8	2:30.661		103.99	8.541	14:13:45.046
8 - D1	42.777	151.4	1:10.022	96.5	38.765	96.8	2:31.564		103.37	9.444	14:16:16.610
9 - D1	42.798	151.8	1:10.521	97.2	IN PIT		2:43.923	P	95.57	21.803	14:19:00.533
10 - D1	OUTLAP	143.3	1:07.355	94.1	38.352	98.6	4:58.652		52.46	2:36.532	14:23:59.185
11 - D1	41.042	156.0	1:06.125	102.9	38.461	99.2	2:25.628	(3)	107.58	3.508	14:26:24.813
12 - D1	40.697	156.7	1:05.868	92.3	38.768	99.8	2:25.333	(2)	107.80	3.213	14:28:50.146
13 - D1	40.787	158.2	1:10.238	101.6	37.898	99.5	2:28.923		105.20	6.803	14:31:19.069
14 - D1	40.576	157.1	1:05.246	104.3	36.298	98.8	2:22.120	(1)	110.24		14:33:41.189
15 - D1	52.664	49.2	2:09.978	49.1	IN PIT		4:40.263	P	55.90	2:18.143	14:38:21.452

2024 British GT Championship

PAID TEST 1 - SECTOR ANALYSIS



SECTOR 1 = FL to I1, SECTOR 2 = I1 to I2, SECTOR 3 = I2 to FL, DIFF = Difference To Personal Best Lap, P = Crossed Finish Line in Pit Lane, D = Time Disallowed

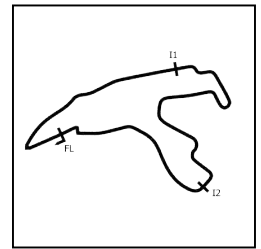
P16 97 GT3SA Beechdean AMR		Aston Martin Vantage AMR GT3 Evo						
IDEAL LAP TIME : 2:21.362		BEST LAP TIME : 2:22.150		DIFFERENCE : 0.788				
D1: Andrew HOWARD		D2: Jessica HAWKINS						
LAP	SECTOR 1	SECTOR 2	SECTOR 3	LAP TIME	MPH	DIFF	TIME OF DAY	
1 - D1	OUTLAP	143.0	1:18.164	86.3	40.589	96.6		
2 - D1	43.845	147.4	1:14.561	89.3	39.634	96.9	2:38.040	
3 - D1	43.237	151.1	1:14.671	91.8	40.424	96.8	2:38.332	
4 - D1	43.080	148.4	1:12.920	94.2	39.777	97.2	2:35.777	
5 - D1	43.094	151.8	1:12.711	95.8	IN PIT		2:44.661 P	
6 - D2	OUTLAP	114.3	1:36.446	49.4	IN PIT		6:52.453 P	
7 - D2	OUTLAP	119.6	1:15.026	90.8	40.585	97.6	9:38.378	
8 - D2	43.794	152.1	1:09.398	95.3	38.552	97.1	2:31.744	
9 - D2	42.041	155.7	1:08.748	97.1	IN PIT		2:39.425 P	
10 - D2	OUTLAP	121.7	1:10.570	93.9	40.446	100.6	4:14.525	
11 - D2	41.216	159.0	1:06.490	100.4	37.349	99.2	2:25.055 (3)	
12 - D2	40.829	159.4	1:06.772	101.8	36.827	98.9	2:24.428 (2)	
13 - D2	40.677	161.3	1:05.323	102.7	36.150	99.4	2:22.150 (1)	
14 - D2	40.193	162.4	1:05.019	102.4	IN PIT		2:32.944 P	
15 - D1	OUTLAP	155.3	1:07.741	96.8	IN PIT		3:54.966 P	

P17 67 GT3SA Orange Racing by JMH		McLaren 720S GT3 Evo						
IDEAL LAP TIME : 2:23.178		BEST LAP TIME : 2:25.893		DIFFERENCE : 2.715				
D1: Simon ORANGE		D2: Tom ROCHE						
LAP	SECTOR 1	SECTOR 2	SECTOR 3	LAP TIME	MPH	DIFF	TIME OF DAY	
1 - D2	OUTLAP	119.1	1:17.297	93.4	40.933	96.4		
2 - D2	44.626	137.2	1:14.055	94.7	39.437	96.6	2:38.118	
3 - D2	43.986	140.3	1:13.172	97.1	39.332	96.2	2:36.490	
4 - D2	48.297	108.7	1:19.300	85.8	IN PIT		3:02.231 P	
5 - D2	OUTLAP	140.9	1:13.118	95.1	39.246	97.5	13:50.676	
6 - D2	42.790	151.8	1:10.836	98.3	38.883	95.0	2:32.509	
7 - D2	42.726	152.8	1:12.121	93.5	IN PIT		2:43.598 P	
8 - D2	OUTLAP	143.7	1:10.152	102.1	37.445	97.9	4:05.429	
9 - D2	42.411	156.0	1:07.291	103.2	36.191	98.3	2:25.893 (1)	
10 - D2	42.979	153.5	1:05.122	104.0	IN PIT		2:32.760 P	
11 - D1	OUTLAP	149.7	1:12.122	90.0	39.629	98.2	3:45.201	
12 - D1	41.876	156.7	1:11.409	99.2	37.889	96.8	2:31.174 (3)	
13 - D1	41.865	156.7	1:07.878	101.8	37.987	97.3	2:27.730 (2)	
14 - D1	1:04.262	49.8	2:08.010	49.4	IN PIT		4:49.943 P	

P18 10 GT3SA Blackthorn		Aston Martin Vantage AMR GT3 Evo						
IDEAL LAP TIME : 2:25.878		BEST LAP TIME : 2:30.829		DIFFERENCE : 4.951				
D1: Matt TOPHAM		D2: Josh ROWLEDGE						
LAP	SECTOR 1	SECTOR 2	SECTOR 3	LAP TIME	MPH	DIFF	TIME OF DAY	
1 - D2	OUTLAP	126.6	1:19.157	91.0	42.587	96.9		
2 - D2	45.239	133.4	1:16.437	94.5	40.387	96.0	2:42.063 (3)	
3 - D2	43.949	151.8	1:13.097	98.5	IN PIT		2:48.760 P	
4 - D2	OUTLAP	145.2	1:12.503	97.3	39.347	95.5	8:12.725	
5 - D2	43.060	151.4	1:11.730	97.6	38.591	94.1	2:33.381	
6 - D2	1:33.250	49.2	2:08.076	49.4	IN PIT		5:21.739 P	
7 - D2	OUTLAP	141.2	1:14.162	97.1	42.274	96.4	5:52.478	
8 - D2	42.229	156.7	1:10.702	94.7	38.785	94.5	2:31.716 (2)	
9 - D2	41.611	153.2	1:09.584	96.4	39.634	94.5	2:30.829 (1)	
10 - D2	42.063	146.2	1:12.154	96.0	IN PIT		2:42.395 P	
11 - D1	OUTLAP	138.0	1:17.771	95.0	41.132	93.3	6:51.860	
12 - D1	43.800	152.8	1:14.713	97.2	IN PIT		2:49.478 P	
13 - D1	OUTLAP	158.6	1:07.906	101.0	37.082	98.3	4:17.462	
14 - D1	40.890	160.1	1:48.284	49.9	IN PIT		4:04.958 P	

2024 British GT Championship

PAID TEST 1 - SECTOR ANALYSIS



SECTOR 1 = FL to I1, SECTOR 2 = I1 to I2, SECTOR 3 = I2 to FL, DIFF = Difference To Personal Best Lap, P = Crossed Finish Line in Pit Lane, D = Time Disallowed

P19 31 GT4PA Team Parker Racing		Mercedes-AMG GT4						
IDEAL LAP TIME : 2:31.068		BEST LAP TIME : 2:31.719		DIFFERENCE : 0.651				
D1: Charles DAWSON		D2: Seb MORRIS						
LAP	SECTOR 1	SECTOR 2	SECTOR 3	LAP TIME	MPH	DIFF	TIME OF DAY	
1 - D2	OUTLAP	103.8	1:22.117	78.6	47.147	89.0		
2 - D2	47.800	131.0	1:17.430	89.0	42.036	88.5	2:47.266 (3)	
3 - D2	45.931	145.5	1:17.128	91.9	41.196	88.5	2:44.255 (2)	
4 - D2	56.364	82.7	1:23.637	78.6	IN PIT		3:19.105 P	
5 - D1	OUTLAP	125.2	1:18.251	85.2	IN PIT		8:47.543 P	
6 - D2	OUTLAP	125.9	1:14.748	93.8	40.290	89.4	20:45.119	
7 - D2	43.629	148.4	1:09.044	95.1	39.046	89.5	2:31.719 (1)	
8 - D2	42.978	151.4	1:09.550	95.1	IN PIT		103.26	
9 - D1	OUTLAP	146.8	1:11.388	93.9	39.947	89.9	2:38.949 P	
10 - D1	43.645	151.1	1:18.045	49.6	IN PIT		98.56	
							5:30.069	
							47.46	
							2:58.350	
							1:10.081	
							14:01:03.437	
							18:13.400	
							14:21:48.556	
							14:24:20.275	
							14:26:59.224	
							14:32:29.293	
							14:36:11.093	

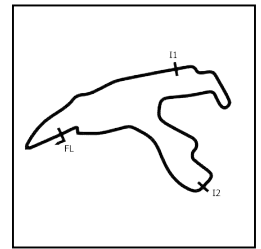
P20 7 GT4S Forsetti Motorsport		Aston Martin Vantage AMR GT4 Evo						
IDEAL LAP TIME : 2:32.388		BEST LAP TIME : 2:32.388		DIFFERENCE : 0.000				
D1: Jamie DAY		D2: Mikey PORTER						
LAP	SECTOR 1	SECTOR 2	SECTOR 3	LAP TIME	MPH	DIFF	TIME OF DAY	
1 - D2	OUTLAP	113.9	1:25.789	78.2	48.332	87.3		
2 - D2	52.577	100.1	1:23.386	89.7	48.939	88.1	3:04.902	
3 - D2	48.261	130.3	1:23.527	90.3	IN PIT		84.73	
4 - D2	OUTLAP	114.9	1:20.999	91.6	47.248	88.6	31.828	
5 - D2	53.703	78.2	2:04.991	50.7	IN PIT		13:49:30.030	
6 - D2	OUTLAP	117.3	1:19.958	88.6	47.453	88.5	27.98	
7 - D2	49.774	113.7	1:21.318	90.5	44.766	86.9	6:47.541	
8 - D2	46.647	108.7	1:17.854	89.5	IN PIT		5:24.513	
9 - D2	OUTLAP	125.9	1:17.446	87.6	41.732	89.1	14:11:27.058	
10 - D2	45.963	145.5	1:11.711	94.6	42.383	89.5	2:55.858	
11 - D2	43.968	149.4	1:12.877	95.8	39.441	88.7	89.09	
12 - D2	43.702	149.4	1:10.791	96.4	39.347	89.7	23.470	
13 - D2	43.337	151.4	1:09.984	92.4	39.067	89.0	25.107	
							14:17:20.411	
							5:40.483	
							46.01	
							3:08.095	
							14:23:00.894	
							7.669	
							14:25:40.951	
							2:36.286 (3)	
							100.24	
							3.898	
							14:28:17.237	
							2:33.840 (2)	
							101.84	
							1.452	
							14:30:51.077	
							14:33:23.465	

P21 90 GT4S Optimum Motorsport		McLaren Artura GT4						
IDEAL LAP TIME : 2:32.962		BEST LAP TIME : 2:32.965		DIFFERENCE : 0.003				
D1: Zac MEAKIN		D2: Jack BROWN						
LAP	SECTOR 1	SECTOR 2	SECTOR 3	LAP TIME	MPH	DIFF	TIME OF DAY	
1 - D1	OUTLAP	105.0	1:20.283	90.6	41.937	88.7		
2 - D1	45.607	140.9	1:16.901	91.8	41.266	89.3	2:43.774	
3 - D1	46.697	141.8	1:15.519	91.9	40.663	89.3	95.66	
4 - D1	45.302	143.0	1:15.440	91.9	IN PIT		10.809	
5 - D1	OUTLAP	50.0	2:08.087	50.4	IN PIT		9.914	
6 - D1	OUTLAP	112.0	1:21.952	83.9	46.447	82.0	18.425	
7 - D1	52.138	105.1	1:32.981	65.0	IN PIT		13:54:35.468	
8 - D1	OUTLAP	136.3	1:12.630	92.1	39.699	90.3	27.00	
9 - D1	44.064	146.8	1:11.667	93.9	39.101	90.1	7:07.174	
10 - D1	43.508	148.7	1:10.353	93.5	39.104	90.0	14:04:15.607	
11 - D1	43.511	148.4	1:10.774	90.5	IN PIT		34.76	
12 - D2	OUTLAP	145.5	1:13.712	93.3	39.678	89.2	4:57.765	
13 - D2	43.814	148.7	1:10.651	92.1	39.138	89.3	53.749	
14 - D2	1:26.164	49.4	2:10.303	50.2	IN PIT		14:15:13.051	
							4:03.838	
							64.25	
							1:30.873	
							14:19:16.889	
							101.19	
							1.867	
							14:21:51.721	
							2:32.965 (1)	
							102.42	
							14:24:24.686	
							3:21.175 P	
							77.87	
							48.210	
							14:27:45.861	
							3:37.528	
							72.02	
							1:04.563	
							14:31:23.389	
							2:33.603 (2)	
							101.99	
							0.638	
							14:33:56.992	
							5:17.815 P	
							49.29	
							2:44.850	
							14:39:14.807	

P22 3 GT3PA Greystone GT		Mercedes-AMG GT3 Evo						
IDEAL LAP TIME : 2:33.082		BEST LAP TIME : 2:33.082		DIFFERENCE : 0.000				
D1: Mike PRICE		D2: Callum MACLEOD						
LAP	SECTOR 1	SECTOR 2	SECTOR 3	LAP TIME	MPH	DIFF	TIME OF DAY	
1 - D2	OUTLAP	146.2	1:14.826	95.7	39.422	96.6		
2 - D2	43.326	151.4	1:13.588	98.3	38.511	97.2	2:35.425 (2)	
3 - D2	42.665	153.9	1:12.076	99.1	38.341	97.1	2:33.082 (1)	
4 - D2	42.818	153.9	1:12.875	97.1	IN PIT		102.34	
5 - D1	OUTLAP	122.6	1:15.637	91.4	40.717	97.1	96.10	
							2:43.026 P	
							96.10	
							9.944	
							13:50:43.313	
							4:03.805	
							13:57:20.200	

2024 British GT Championship

PAID TEST 1 - SECTOR ANALYSIS



SECTOR 1 = FL to I1, SECTOR 2 = I1 to I2, SECTOR 3 = I2 to FL, DIFF = Difference To Personal Best Lap, P = Crossed Finish Line in Pit Lane, D = Time Disallowed

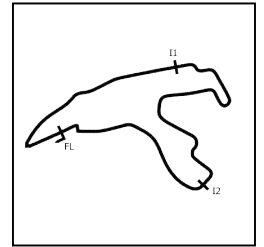
P23 61 GT4S Academy Motorsport		Ford Mustang GT4 2024						
IDEAL LAP TIME : 2:33.180		BEST LAP TIME : 2:33.698		DIFFERENCE : 0.518				
D1: Marco SIGNORETTI		D2: Erik EVANS						
LAP	SECTOR 1	SECTOR 2	SECTOR 3	LAP TIME	MPH	DIFF	TIME OF DAY	
1 - D1	OUTLAP	124.9	1:21.829	88.0	42.871	89.1		
2 - D1	46.884	142.4	1:18.438	90.3	42.040	89.1	2:47.362	
3 - D1	46.421	122.2	1:18.218	88.7	IN PIT		2:58.121 P	
4 - D1	OUTLAP	94.7	1:40.398	49.3	IN PIT		10:29.705 P	
5 - D1	OUTLAP	123.5	1:19.042	91.0	41.605	90.9	10:57.256	
6 - D1	44.914	146.5	1:14.010	94.6	39.546	91.9	2:38.470 (3)	
7 - D1	43.624	151.1	1:11.278	95.1	38.796	91.8	2:33.698 (1)	
8 - D1	43.609	147.8	1:13.270	86.4	IN PIT		101.93	
9 - D2	OUTLAP	116.9	1:17.065	89.8	43.090	91.6	2:47.308 P	
10 - D2	45.493	133.4	1:13.371	94.1	40.591	91.6	93.64	
11 - D2	44.171	145.2	1:11.252	94.7	40.464	91.8	13.610	
12 - D2	44.009	149.7	1:10.775	94.3	IN PIT		3:07.345	
							14:26:33.847	
							2:39.455	
							98.25	
							5.757	
							14:29:13.302	
							2:35.887 (2)	
							100.50	
							2.189	
							14:31:49.189	
							2:44.087 P	
							95.48	
							10.389	
							14:34:33.276	

P24 71 GT4PA Century Motorsport		BMW M4 GT4						
IDEAL LAP TIME : 2:32.710		BEST LAP TIME : 2:33.874		DIFFERENCE : 1.164				
D1: Ravi RAMYEAD		D2: Charlie ROBERTSON						
LAP	SECTOR 1	SECTOR 2	SECTOR 3	LAP TIME	MPH	DIFF	TIME OF DAY	
1 - D2	OUTLAP	124.2	1:20.958	86.8	44.252	86.7		
2 - D2	49.678	137.7	1:23.912	74.3	IN PIT		3:12.467 P	
3 - D2	OUTLAP	122.4	1:20.700	93.3	40.603	88.8	81.40	
4 - D2	45.289	143.0	1:55.659	49.8	IN PIT		21.50	
5 - D1	OUTLAP	133.1	1:19.460	92.8	41.040	90.1	9:34.754	
6 - D1	44.635	133.4	1:13.716	95.7	39.810	90.5	13:58:29.518	
7 - D1	43.574	147.1	1:11.968	93.3	39.808	90.3	4:19.731 P	
8 - D1	45.107	146.2	1:13.469	95.1	39.994	90.9	60.32	
9 - D1	45.173	145.8	1:11.680	96.1	39.395	90.4	1:45.857	
10 - D1	44.243	146.5	1:12.454	95.4	39.280	89.8	9:04.739	
11 - D1	44.040	149.7	1:10.269	95.5	39.565	89.4	14:14:27.862	
12 - D1	43.382	153.2	1:10.048	95.5	IN PIT		2:38.161	
13 - D2	OUTLAP	49.6	2:10.620	49.7	IN PIT		2:35.350 (2)	
							100.85	
							4.287	
							14:17:06.023	
							2:35.570	
							98.80	
							4.696	
							14:19:41.373	
							2:36.248	
							100.27	
							2.374	
							14:24:56.191	
							2:35.977 (3)	
							100.44	
							2.103	
							14:27:32.168	
							2:41.562 P	
							96.97	
							7.688	
							14:32:47.604	
							6:24.527 P	
							40.74	
							3:50.653	
							14:39:12.131	

P25 95 GT4S RACELAB		McLaren Artura GT4						
IDEAL LAP TIME : 2:33.652		BEST LAP TIME : 2:34.104		DIFFERENCE : 0.452				
D1: Callum DAVIES		D2: Sai SANJAY						
LAP	SECTOR 1	SECTOR 2	SECTOR 3	LAP TIME	MPH	DIFF	TIME OF DAY	
1 - D1	OUTLAP	83.1	1:29.035	78.3	52.638	72.3		
2 - D1	55.468	108.4	1:30.362	85.1	47.966	87.2	3:13.796	
3 - D1	50.146	112.7	1:21.669	84.5	44.434	87.6	80.84	
4 - D1	48.462	135.8	1:25.733	75.3	IN PIT		39.692	
5 - D1	OUTLAP	140.3	1:17.741	89.2	41.853	88.0	22.145	
6 - D1	45.927	142.7	1:17.136	89.4	IN PIT		13:49:43.804	
7 - D2	OUTLAP	132.1	1:18.839	87.3	42.941	86.3	3:10.964 P	
8 - D2	48.566	128.0	1:16.650	89.7	41.799	86.8	82.04	
9 - D2	47.365	140.6	1:15.717	89.5	41.589	87.2	65.65	
10 - D2	47.225	140.9	1:15.973	81.6	IN PIT		1:24.538	
11 - D2	OUTLAP	139.5	1:13.225	93.2	40.342	88.4	22.288	
12 - D2	45.223	144.6	1:11.301	93.7	39.457	88.5	88.82	
13 - D2	44.701	146.2	1:10.781	93.0	39.251	89.1	2:56.392 P	
14 - D2	44.377	147.1	1:10.645	93.3	39.082	89.0	22.47	
15 - D2	44.364	147.4	1:10.206	94.2	IN PIT		2:47.015	
							93.80	
							12.911	
							14:14:13.799	
							2:44.671	
							95.14	
							10.567	
							14:16:58.470	
							2:55.210 P	
							89.42	
							21.106	
							14:19:53.680	
							4:12.070	
							62.15	
							1:37.966	
							14:24:05.750	
							2:35.981 (3)	
							100.44	
							1.877	
							14:26:41.731	
							2:34.733 (2)	
							101.25	
							0.629	
							14:29:16.464	
							2:34.104 (1)	
							101.66	
							14:31:50.568	
							2:47.891 P	
							93.31	
							13.787	
							14:34:38.459	

2024 British GT Championship

PAID TEST 1 - SECTOR ANALYSIS



SECTOR 1 = FL to I1, SECTOR 2 = I1 to I2, SECTOR 3 = I2 to FL, DIFF = Difference To Personal Best Lap, P = Crossed Finish Line in Pit Lane, D = Time Disallowed

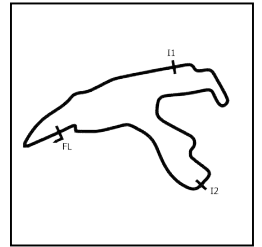
P26 29 GT4PA Century Motorsport				BMW M4 GT4			
IDEAL LAP TIME : 2:32.885		BEST LAP TIME : 2:34.121		DIFFERENCE : 1.236			
D1: Ian GOUGH		D2: Tom WRIGLEY					
LAP	SECTOR 1	SECTOR 2	SECTOR 3	LAP TIME	MPH	DIFF	TIME OF DAY
1 - D1	OUTLAP	103.5	1:21.546	86.8	45.001	87.1	
2 - D1	48.483	135.2	1:20.176	89.1	43.315	86.8	2:51.974
3 - D1	47.674	141.8	1:18.723	91.9	IN PIT		3:00.781 P
4 - D1	OUTLAP	111.8	1:28.503	50.0	IN PIT		12:16.422 P
5 - D1	OUTLAP	127.0	1:16.113	87.8	43.372	88.7	11:18.332
6 - D1	45.968	143.7	1:12.758	95.3	40.240	89.1	2:38.966
7 - D1	44.966	147.1	1:11.555	96.2	39.392	89.2	2:35.913 (2)
8 - D1	44.622	147.4	1:11.692	95.4	IN PIT		2:45.423 P
9 - D2	OUTLAP	103.4	1:18.143	93.5	43.677	87.0	4:33.809
10 - D2	45.410	146.2	1:11.656	93.5	41.124	88.0	2:38.190
11 - D2	44.423	149.1	1:11.873	92.9	41.225	88.6	2:37.521 (3)
12 - D2	44.069	150.4	1:10.180	94.5	39.872	88.8	2:34.121 (1)
13 - D2	43.313	152.8	1:49.531	49.8	IN PIT		101.65
							62.30
						1:37.340	14:33:09.778
							14:37:21.239

P27 69 GT4PA Mahiki Racing				Lotus Emira GT4			
IDEAL LAP TIME : 2:33.594		BEST LAP TIME : 2:34.940		DIFFERENCE : 1.346			
D1: Steven LAKE		D2: Nathan HARRISON					
LAP	SECTOR 1	SECTOR 2	SECTOR 3	LAP TIME	MPH	DIFF	TIME OF DAY
1 - D2	OUTLAP	101.8	1:29.319	82.4	48.534	87.7	
2 - D2	49.951	107.5	1:21.599	81.5	IN PIT		3:08.168 P
3 - D2	OUTLAP	128.8	1:17.735	90.4	42.244	87.3	5:10.790
4 - D2	47.587	138.9	1:16.929	91.1	42.171	86.5	2:46.687 (3)
5 - D2	46.309	140.6	1:39.284	49.6	IN PIT		4:03.802 P
6 - D2	OUTLAP	140.3	1:18.260	80.7	42.926	88.5	9:45.116
7 - D2	46.048	143.0	1:17.555	90.8	IN PIT		2:53.756 P
8 - D2	OUTLAP	129.3	1:13.823	94.1	40.088	89.7	4:44.320
9 - D2	45.728	135.8	1:12.848	94.2	40.006	88.5	2:38.582 (2)
10 - D2	44.987	144.9	1:10.822	94.9	39.131	90.0	2:34.940 (1)
11 - D2	44.256	146.5	1:10.207	92.5	IN PIT		101.11
							81.07
						38.311	14:24:35.413
							14:27:48.664

P28 99 GT3PA Greystone GT				McLaren 720S GT3 Evo			
IDEAL LAP TIME : 2:35.150		BEST LAP TIME : 2:35.150		DIFFERENCE : 0.000			
D1: Andrey BORODIN		D2: Oliver WEBB					
LAP	SECTOR 1	SECTOR 2	SECTOR 3	LAP TIME	MPH	DIFF	TIME OF DAY
1 - D2	OUTLAP	129.0	1:15.676	93.5	40.433	97.2	
2 - D2	43.802	149.7	1:12.176	98.5	39.172	95.8	2:35.150 (1)
3 - D2	44.126	126.1	1:15.031	95.1	IN PIT		100.98
4 - D1	OUTLAP	120.0	1:24.097	85.8	43.690	93.9	2:52.588 P
5 - D1	45.154	125.6	1:16.872	91.0	41.507	94.1	35.77
6 - D1	1:20.648	49.2	2:14.942	49.3	IN PIT		4:42.822
7 - D1	OUTLAP	146.2	1:14.233	94.9	41.290	94.6	13:56:30.023
8 - D1	44.036	150.4	1:15.382	90.6	IN PIT		2:43.533 (2)
9 - D1	OUTLAP	144.0	5:07.777	28.3	IN PIT		2:43.533 (2)
							95.80
						8.383	13:59:13.556
						2:56.430	14:04:45.136
						34.06	5:04.818
						19.406	14:12:25.104
							14:15:19.660
							14:27:45.152

2024 British GT Championship

PAID TEST 1 - SECTOR ANALYSIS



SECTOR 1 = FL to I1, SECTOR 2 = I1 to I2, SECTOR 3 = I2 to FL, DIFF = Difference To Personal Best Lap, P = Crossed Finish Line in Pit Lane, D = Time Disallowed

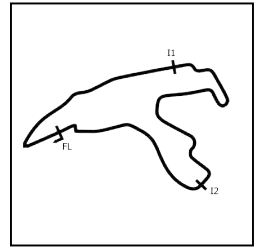
P29 44 GT4PA Toyota Gazoo Racing UK		Toyota GR Supra GT4 Evo						
IDEAL LAP TIME : 2:35.034		BEST LAP TIME : 2:35.696		DIFFERENCE : 0.662				
D1: Kavi JUNDU		D2: Dan VAUGHAN						
LAP	SECTOR 1	SECTOR 2	SECTOR 3	LAP TIME	MPH	DIFF	TIME OF DAY	
1 - D2	OUTLAP	125.2	1:22.151	85.8	44.126	90.1		
2 - D2		47.189	1:17.923	90.9	43.329	89.3	12.745	
3 - D2		46.827	1:16.776	91.0	41.612	88.4	9.519	
4 - D2		46.563	1:18.308	89.9	IN PIT		20.557	
5 - D1	OUTLAP	132.6	1:16.728	90.6	IN PIT		14:46.951	
6 - D1	OUTLAP	144.6	1:14.131	94.5	40.236	90.6	2:46.654	
7 - D1		44.748	1:11.607	95.3	39.341	90.8	14:19:01.107	
8 - D1	44.203	139.8	1:11.490	95.0	IN PIT		14:21:45.400	
9 - D1	OUTLAP	140.3	1:20.417	91.3	44.218	91.5	2:41.836	
10 - D1		45.939	1:13.900	93.4	41.820	90.8	5.963	
11 - D1		45.369	1:13.195	94.1	41.503	90.4	4.371	
12 - D1		45.415	1:19.962	47.2	IN PIT		1:09.769	

P30 56 GT4S DTO Motorsport		Ginetta G56 GT4 Evo						
IDEAL LAP TIME : 2:33.925		BEST LAP TIME : 2:35.697		DIFFERENCE : 1.772				
D1: Stuart MIDDLETON		D2: Freddie TOMLINSON						
LAP	SECTOR 1	SECTOR 2	SECTOR 3	LAP TIME	MPH	DIFF	TIME OF DAY	
1 - D1	OUTLAP	107.2	1:22.761	84.6	48.060	87.4		
2 - D1		49.063	1:18.790	91.1	42.673	87.7	14.829	
3 - D1		47.339	1:18.522	91.8	42.450	87.8	12.614	
4 - D1		46.622	1:16.912	91.4	41.847	88.5	9.684	
5 - D1		46.265	1:19.807	87.4	IN PIT		21.068	
6 - D2	OUTLAP	118.3	1:31.736	49.1	IN PIT		4:08.296	
7 - D2	OUTLAP	129.5	1:18.590	88.5	43.490	86.9	9:02.537	
8 - D2		48.908	1:16.999	89.4	IN PIT		22.749	
9 - D2	OUTLAP	129.3	1:14.653	93.7	41.120	88.6	2:19.175	
10 - D2		45.516	1:12.729	90.6	39.913	89.5	2.461	
11 - D2		44.838	1:11.108	93.5	40.541	89.2	0.790	
12 - D2		44.467	1:10.977	79.5	40.253	90.0	14:28:51.105	
13 - D2	44.121	147.4	1:09.891	94.3	IN PIT		4.851	
14 - D1	OUTLAP	143.3	1:47.167	49.1	IN PIT		2:55.308	

P31 11 GT4S Paddock Motorsport		McLaren Artura GT4						
IDEAL LAP TIME : 2:35.605		BEST LAP TIME : 2:36.765		DIFFERENCE : 1.160				
D1: Alex WALKER		D2: Adam HATFIELD						
LAP	SECTOR 1	SECTOR 2	SECTOR 3	LAP TIME	MPH	DIFF	TIME OF DAY	
1 - D1	OUTLAP	127.0	1:21.018	89.2	42.030	88.7		
2 - D1		47.448	1:17.541	92.1	40.873	88.5	9.097	
3 - D1		46.186	1:17.455	92.3	40.946	87.7	7.822	
4 - D1		45.998	1:18.187	87.0	42.125	88.0	9.545	
5 - D1		45.674	1:16.993	93.0	IN PIT		15.875	
6 - D2	OUTLAP	94.3	1:58.475	50.1	IN PIT		4:10.177	
7 - D2	OUTLAP	112.2	1:19.098	87.6	43.819	86.7	6:07.145	
8 - D2		47.594	1:18.268	90.6	42.853	87.8	11.950	
9 - D2		46.935	1:18.488	89.4	IN PIT		22.824	
10 - D2	OUTLAP	108.4	1:17.916	90.9	44.994	88.3	1:39.623	
11 - D2		47.003	1:13.811	94.1	41.012	89.2	5.061	
12 - D2		45.240	1:12.266	95.0	40.058	89.0	0.799	
13 - D2		45.102	1:12.138	95.4	39.525	89.5	14:29:31.541	
14 - D2	44.509	140.9	1:11.571	94.9	IN PIT		7.263	
15 - D1	OUTLAP	49.8	2:07.156	51.0	IN PIT		4:28.954	

2024 British GT Championship

PAID TEST 1 - SECTOR ANALYSIS



SECTOR 1 = FL to I1, SECTOR 2 = I1 to I2, SECTOR 3 = I2 to FL, DIFF = Difference To Personal Best Lap, P = Crossed Finish Line in Pit Lane, D = Time Disallowed

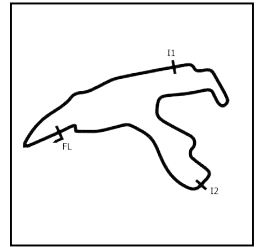
P32 17 GT4S RAM Racing		Mercedes-AMG GT4						
IDEAL LAP TIME : 2:34.924		BEST LAP TIME : 2:37.042		DIFFERENCE : 2.118				
D1: Luca HOPKINSON		D2: Harry GEORGE						
LAP	SECTOR 1	SECTOR 2	SECTOR 3	LAP TIME	MPH	DIFF	TIME OF DAY	
1 - D2	OUTLAP	135.0	1:18.322	89.5	IN PIT		14:12:54.285	
2 - D2	OUTLAP	143.0	1:13.477	93.9	40.326		14:18:31.562	
3 - D2	46.173	144.3	1:12.456	94.2	40.073	88.4	14:21:10.264	
4 - D2	44.679	145.8	1:11.809	92.1	40.554	88.4	2:37.042 (1) 99.76 14:23:47.306	
5 - D2	44.899	145.8	1:12.446	93.7	40.050	89.1	14:26:24.701	
6 - D2	44.272	148.1	1:11.163	95.1	IN PIT		14:29:07.913	
7 - D1	OUTLAP	147.1	1:11.679	94.7	39.957	88.3	14:33:06.588	
8 - D1	43.804	148.1	1:50.283	49.8	IN PIT		14:37:14.909	

P33 62 GT4S Academy Motorsport		Ford Mustang GT4 2024						
IDEAL LAP TIME : 2:34.609		BEST LAP TIME : 2:38.098		DIFFERENCE : 3.489				
D1: Will MOORE		D2: Matt NICOLL-JONES						
LAP	SECTOR 1	SECTOR 2	SECTOR 3	LAP TIME	MPH	DIFF	TIME OF DAY	
1 - D2	OUTLAP	117.9	1:19.948	88.1	41.953	89.8	13:45:34.109	
2 - D2	46.234	133.6	1:18.589	90.6	41.074	89.4	13:48:20.006	
3 - D2	45.727	138.0	1:18.526	88.5	IN PIT		13:51:15.916	
4 - D2	OUTLAP	124.7	1:16.306	94.5	39.823	91.6	14:17:03.599	
5 - D2	46.794	133.1	1:13.002	95.5	40.225	91.9	14:19:43.620	
6 - D2	44.372	124.7	1:12.420	95.8	41.306	92.1	2:38.098 (1) 99.09 14:22:21.718	
7 - D2	43.680	143.3	1:12.581	92.9	46.116	92.1	14:25:04.095	
8 - D2	43.331	152.5	1:11.507	93.9	IN PIT		14:27:51.039	
9 - D1	OUTLAP	137.7	1:13.779	94.7	39.771	91.9	14:33:59.571	
10 - D1	1:29.747	49.8	2:10.233	50.0	IN PIT		14:39:15.969	

P34 47 GT4PA Forsetti Motorsport		Aston Martin Vantage AMR GT4 Evo						
IDEAL LAP TIME : 2:35.713		BEST LAP TIME : 2:38.266		DIFFERENCE : 2.553				
D1: Marc WARREN		D2: William ORTON						
LAP	SECTOR 1	SECTOR 2	SECTOR 3	LAP TIME	MPH	DIFF	TIME OF DAY	
1 - D2	OUTLAP	105.5	1:26.167	81.5	47.661	87.8	13:43:21.787	
2 - D2	52.608	95.7	1:23.224	90.1	48.996	89.2	13:46:26.615	
3 - D2	48.976	120.6	1:27.692	88.0	42.999	89.3	13:49:26.282	
4 - D2	46.590	127.5	1:18.768	89.1	IN PIT		13:52:22.901	
5 - D2	OUTLAP	107.0	2:10.013	46.0	IN PIT		14:03:17.833	
6 - D2	OUTLAP	83.4	1:26.826	83.1	50.816	70.1	14:11:51.149	
7 - D2	52.075	85.0	1:19.637	91.9	42.904	88.3	14:14:45.765	
8 - D2	52.626	80.8	1:24.469	82.8	IN PIT		14:18:02.708	
9 - D2	OUTLAP	117.5	1:14.089	95.3	40.603	89.7	14:22:22.958	
10 - D2	44.862	146.2	1:11.249	96.6	IN PIT		14:25:09.393	
11 - D1	OUTLAP	101.9	1:13.146	96.1	40.634	90.0	14:29:59.077	
12 - D1	44.918	142.1	1:13.264	95.5	40.084	89.7	2:38.266 (1) 98.99 14:32:37.343	
13 - D1	44.380	149.4	1:24.683	50.6	IN PIT		14:36:26.612	

2024 British GT Championship

PAID TEST 1 - SECTOR ANALYSIS



SECTOR 1 = FL to I1, SECTOR 2 = I1 to I2, SECTOR 3 = I2 to FL, DIFF = Difference To Personal Best Lap, P = Crossed Finish Line in Pit Lane, D = Time Disallowed

P35 20 GT4PA Mahiki Racing		Lotus Emira GT4						
IDEAL LAP TIME : 2:41.328		BEST LAP TIME : 2:42.681		DIFFERENCE : 1.353				
D1: Ian DUGGAN		D2: Gordie MUTCH						
LAP	SECTOR 1	SECTOR 2	SECTOR 3	LAP TIME	MPH	DIFF	TIME OF DAY	
1 - D2	OUTLAP	106.5	1:49.381	84.0	45.155	87.7		
2 - D2	48.895	119.8	1:22.256	87.6	IN PIT			
3 - D2	OUTLAP	129.0	1:17.088	90.8	43.225	89.2	3:03.710 P	
4 - D2	46.200	136.3	1:16.914	91.9	41.320	87.6	85.28	
5 - D2	46.600	137.7	1:55.757	49.7	IN PIT		21.029	
6 - D1	OUTLAP	113.5	1:21.527	81.2	45.401	84.4	13:47:22.312	
7 - D1	49.175	110.9	1:19.047	90.1	43.569	83.4	13:50:26.022	
8 - D1	47.857	138.0	1:19.387	85.4	IN PIT		2:37.715	
9 - D1	OUTLAP	109.2	1:26.184	84.5	45.602	83.1	1.753	
10 - D1	49.752	122.4	1:17.028	93.0	44.957	86.2	13:58:30.852	
11 - D1	46.614	122.9	1:15.366	93.5	41.920	88.3	59.93	
12 - D1	47.085	133.1	1:13.929	89.5	41.667	86.8	1:38.749	
13 - D1	46.079	135.8	1:14.209	92.8	IN PIT		14:02:52.282	
							29.10	
							6:15.652	
							14:11:50.615	
							91.20	
							9.110	
							14:14:42.406	
							3:01.311 P	
							86.41	
							18.630	
							14:17:43.717	
							51.08	
							2:24.030	
							14:22:50.428	
							91.22	
							9.056	
							14:25:42.165	
							2:43.900 (2)	
							95.59	
							1.219	
							14:28:26.065	
							2:42.681 (1)	
							96.30	
							14:31:08.746	
							2:50.973 P	
							91.63	
							8.292	
							14:33:59.719	

P36 58 GT4PA CWS Racing		Ginetta G56 GT4 Evo						
IDEAL LAP TIME : 2:45.571		BEST LAP TIME : 2:45.634		DIFFERENCE : 0.063				
D1: Colin WHITE		D2: Thomas HOLLAND						
LAP	SECTOR 1	SECTOR 2	SECTOR 3	LAP TIME	MPH	DIFF	TIME OF DAY	
1 - D1	OUTLAP	87.6	1:29.709	84.3	48.404	86.9		
2 - D1	49.729	123.1	1:20.669	90.4	43.448	87.4	13:45:13.835	
3 - D1	47.950	114.7	1:19.328	90.0	43.069	87.1	2:53.846	
4 - D1	47.965	113.7	1:20.062	89.7	43.219	87.1	90.12	
5 - D1	48.164	124.9	1:21.251	83.7	42.909	87.4	8.212	
6 - D1	47.653	128.8	1:20.044	87.9	42.900	86.5	4.713	
7 - D1	1:34.957	49.7	2:10.032	49.8	IN PIT		13:50:58.028	
8 - D2	OUTLAP	108.0	1:22.028	82.7	44.575	88.7	5.612	
9 - D2	48.144	117.3	1:17.939	87.1	43.038	87.1	6.690	
10 - D2	47.246	120.0	1:18.367	86.3	43.002	87.8	4.963	
11 - D2	46.837	127.0	1:19.823	89.1	42.742	87.7	13:59:32.195	
12 - D2	46.581	133.9	1:18.322	89.0	43.866	87.4	2:41.581	
13 - D2	46.490	133.4	1:16.845	91.1	43.645	87.4	2:49.380	
14 - D2	46.528	139.2	1:16.492	86.3	42.614	87.4	3.487	
15 - D2	46.465	142.1	1:21.191	71.0	IN PIT		14:14:43.545	
16 - D2	49.7	2:08.195	50.0	IN PIT			2.981	
							14:17:32.160	
							92.91	
							2.981	
							14:17:32.160	
							92.48	
							3.768	
							14:20:21.562	
							92.83	
							3.135	
							14:23:10.331	
							93.82	
							1.346	
							14:25:57.311	
							2:45.634 (1)	
							94.59	
							14:28:42.945	
							3:02.103 P	
							86.03	
							16.469	
							14:31:45.048	
							7:41.180 P	
							33.97	
							4:55.546	
							14:39:26.228	

P37 12 GT4PA Paddock Motorsport		Mercedes-AMG GT4						
IDEAL LAP TIME : 2:46.023		BEST LAP TIME : 2:46.054		DIFFERENCE : 0.031				
D1: Ed MCDERMOTT		D2: Matt COWLEY						
LAP	SECTOR 1	SECTOR 2	SECTOR 3	LAP TIME	MPH	DIFF	TIME OF DAY	
1 - D2	OUTLAP	121.7	1:22.711	85.7	42.904	87.0		
2 - D2	47.215	128.0	1:18.961	88.6	41.589	87.2	13:44:38.581	
3 - D2	46.795	131.0	1:17.639	89.2	41.620	86.5	2:47.765 (2)	
4 - D2	46.811	131.0	1:19.121	89.0	IN PIT		93.38	
5 - D1	OUTLAP	119.6	1:25.488	80.4	46.885	88.5	1.711	
6 - D1	1:35.961	48.6	2:11.761	48.9	IN PIT		13:47:26.346	
7 - D1	OUTLAP	131.8	1:23.599	80.1	46.164	88.5	2:46.054 (1)	
8 - D1	48.795	122.9	1:20.116	83.5	44.941	86.9	94.35	
9 - D1	47.648	136.6	1:20.074	76.1	44.158	87.8	13:50:12.400	
10 - D1	47.563	139.2	1:18.745	79.0	44.536	88.3	2:56.693 P	
11 - D1	47.440	140.3	1:20.215	86.5	46.144	86.4	88.67	
12 - D1	47.850	140.1	1:19.346	86.3	44.304	87.1	10.639	
13 - D1	47.106	135.8	1:19.824	76.8	IN PIT		13:59:21.415	
14 - D1	OUTLAP	138.9	1:36.958	49.1	IN PIT		5:26.754 P	
							47.94	
							2:40.700	
							14:04:48.169	
							37.87	
							4:07.579	
							14:11:41.802	
							90.11	
							7.798	
							14:14:35.654	
							91.15	
							5.826	
							14:17:27.534	
							2:50.844 (3)	
							91.70	
							4.790	
							14:20:18.378	
							2:53.799	
							90.14	
							7.745	
							14:23:12.177	
							2:51.500	
							91.35	
							5.446	
							14:26:03.677	
							2:59.665 P	
							87.20	
							13.611	
							14:29:03.342	
							7:34.499 P	
							34.47	
							4:48.445	
							14:36:37.841	

2024 British GT Championship

PAID TEST 1 - BEST SECTORS

SECTOR 1			SECTOR 2			SECTOR 3			IDEAL / BEST COMPARISON						
POS	NO	NAME	TIME	NO	NAME	TIME	NO	NAME	TIME	POS	NO	NAME	IDEAL	BEST	DIFF
												PERFECT LAP	2:17.908		
1	15	RAM Racing	39.202	32	J&S Racing	1:03.733	15	RAM Racing	34.973	1	15	RAM Racing	2:18.256	2:18.454	0.198
2	32	J&S Racing	39.393	2	Team RJN	1:03.848	32	J&S Racing	35.180	2	32	J&S Racing	2:18.306	2:18.839	0.533
3	78	Barwell Motorsport	39.492	27	Optimum Motorsport	1:03.919	2	Team RJN	35.362	3	6	2 Seas Motorsport	2:19.169	2:19.757	0.588
4	8	Team Abba Racing	39.579	15	RAM Racing	1:04.081	6	2 Seas Motorsport	35.363	4	27	Optimum Motorsport	2:19.299	2:19.299	0.000
5	63	Barwell Motorsport	39.617	6	2 Seas Motorsport	1:04.122	27	Optimum Motorsport	35.372	5	2	Team RJN	2:19.347	2:19.347	0.000
6	6	2 Seas Motorsport	39.684	8	Team Abba Racing	1:04.312	9	Paddock Motorsport	35.397	6	8	Team Abba Racing	2:19.366	2:19.783	0.417
7	88	Garage 59	39.684	9	Paddock Motorsport	1:04.401	22	Century Motorsport	35.420	7	9	Paddock Motorsport	2:19.624	2:19.844	0.220
8	18	2 Seas Motorsport	39.715	63	Barwell Motorsport	1:04.411	8	Team Abba Racing	35.475	8	63	Barwell Motorsport	2:19.690	2:19.690	0.000
9	9	Paddock Motorsport	39.826	88	Garage 59	1:04.544	18	2 Seas Motorsport	35.531	9	88	Garage 59	2:19.976	2:20.506	0.530
10	87	Blackthorn	39.845	87	Blackthorn	1:04.938	78	Barwell Motorsport	35.643	10	18	2 Seas Motorsport	2:20.201	2:21.689	1.488
11	22	Century Motorsport	39.950	18	2 Seas Motorsport	1:04.955	63	Barwell Motorsport	35.662	11	78	Barwell Motorsport	2:20.478	2:21.711	1.233
12	77	Garage 59	39.955	97	Beechdean AMR	1:05.019	88	Garage 59	35.748	12	87	Blackthorn	2:20.768	2:21.779	1.011
13	27	Optimum Motorsport	40.008	77	Garage 59	1:05.113	87	Blackthorn	35.985	13	97	Beechdean AMR	2:21.362	2:22.150	0.788
14	2	Team RJN	40.137	67	Orange Racing by JMH	1:05.122	97	Beechdean AMR	36.150	14	77	Garage 59	2:21.429	2:21.848	0.419
15	97	Beechdean AMR	40.193	59	Garage 59	1:05.246	67	Orange Racing by JMH	36.191	15	22	Century Motorsport	2:21.512	2:21.512	0.000
16	59	Garage 59	40.576	78	Barwell Motorsport	1:05.343	59	Garage 59	36.298	16	59	Garage 59	2:22.120	2:22.120	0.000
17	10	Blackthorn	40.890	22	Century Motorsport	1:06.142	77	Garage 59	36.361	17	67	Orange Racing by JMH	2:23.178	2:25.893	2.715
18	67	Orange Racing by JMH	41.865	10	Blackthorn	1:07.906	10	Blackthorn	37.082	18	10	Blackthorn	2:25.878	2:30.829	4.951
19	3	Greystone GT	42.665	31	Team Parker Racing	1:09.044	3	Greystone GT	38.341	19	31	Team Parker Racing	2:31.068	2:31.719	0.651
20	31	Team Parker Racing	42.978	56	DTO Motorsport	1:09.891	61	Academy Motorsport	38.796	20	7	Forsetti Motorsport	2:32.388	2:32.388	0.000
21	29	Century Motorsport	43.313	7	Forsetti Motorsport	1:09.984	31	Team Parker Racing	39.046	21	71	Century Motorsport	2:32.710	2:33.874	1.164
22	62	Academy Motorsport	43.331	71	Century Motorsport	1:10.048	7	Forsetti Motorsport	39.067	22	29	Century Motorsport	2:32.885	2:34.121	1.236
23	7	Forsetti Motorsport	43.337	29	Century Motorsport	1:10.180	95	RACELAB	39.082	23	90	Optimum Motorsport	2:32.962	2:32.965	0.003
24	71	Century Motorsport	43.382	95	RACELAB	1:10.206	90	Optimum Motorsport	39.101	24	3	Greystone GT	2:33.082	2:33.082	0.000
25	90	Optimum Motorsport	43.508	69	Mahiki Racing	1:10.207	69	Mahiki Racing	39.131	25	61	Academy Motorsport	2:33.180	2:33.698	0.518
26	61	Academy Motorsport	43.609	90	Optimum Motorsport	1:10.353	99	Greystone GT	39.172	26	69	Mahiki Racing	2:33.594	2:34.940	1.346
27	99	Greystone GT	43.802	61	Academy Motorsport	1:10.775	71	Century Motorsport	39.280	27	95	RACELAB	2:33.652	2:34.104	0.452
28	17	RAM Racing	43.804	17	RAM Racing	1:11.163	44	Toyota Gazoo Racing UK	39.341	28	56	DTO Motorsport	2:33.925	2:35.697	1.772
29	56	DTO Motorsport	44.121	47	Forsetti Motorsport	1:11.249	29	Century Motorsport	39.392	29	62	Academy Motorsport	2:34.609	2:38.098	3.489
30	44	Toyota Gazoo Racing UK	44.203	44	Toyota Gazoo Racing UK	1:11.490	11	Paddock Motorsport	39.525	30	17	RAM Racing	2:34.924	2:37.042	2.118
31	69	Mahiki Racing	44.256	62	Academy Motorsport	1:11.507	62	Academy Motorsport	39.771	31	44	Toyota Gazoo Racing UK	2:35.034	2:35.696	0.662
32	95	RACELAB	44.364	11	Paddock Motorsport	1:11.571	56	DTO Motorsport	39.913	32	99	Greystone GT	2:35.150	2:35.150	0.000
33	47	Forsetti Motorsport	44.380	3	Greystone GT	1:12.076	17	RAM Racing	39.957	33	11	Paddock Motorsport	2:35.605	2:36.765	1.160
34	11	Paddock Motorsport	44.509	99	Greystone GT	1:12.176	47	Forsetti Motorsport	40.084	34	47	Forsetti Motorsport	2:35.713	2:38.266	2.553
35	20	Mahiki Racing	46.079	20	Mahiki Racing	1:13.929	20	Mahiki Racing	41.320	35	20	Mahiki Racing	2:41.328	2:42.681	1.353
36	58	CWS Racing	46.465	58	CWS Racing	1:16.492	12	Paddock Motorsport	41.589	36	58	CWS Racing	2:45.571	2:45.634	0.063
37	12	Paddock Motorsport	46.795	12	Paddock Motorsport	1:17.639	58	CWS Racing	42.614	37	12	Paddock Motorsport	2:46.023	2:46.054	0.031

2024 British GT Championship

PAID TEST 1 - BEST SPEEDS

POS	INTERMEDIATE 1			INTERMEDIATE 2			FINISH LINE		
	NO	NAME	MPH	NO	NAME	MPH	NO	NAME	MPH
1	15	RAM Racing	165.2	8	Team Abba Racing	106.6	8	Team Abba Racing	101.8
2	87	Blackthorn	163.6	27	Optimum Motorsport	105.8	18	2 Seas Motorsport	101.0
3	88	Garage 59	162.8	15	RAM Racing	105.3	15	RAM Racing	100.9
4	32	J&S Racing	162.4	9	Paddock Motorsport	105.0	77	Garage 59	100.9
5	8	Team Abba Racing	162.4	22	Century Motorsport	105.0	6	2 Seas Motorsport	100.7
6	22	Century Motorsport	162.4	2	Team RJN	104.3	97	Beechdean AMR	100.6
7	97	Beechdean AMR	162.4	59	Garage 59	104.3	22	Century Motorsport	100.0
8	63	Barwell Motorsport	162.0	87	Blackthorn	104.2	59	Garage 59	99.8
9	6	2 Seas Motorsport	161.7	6	2 Seas Motorsport	104.0	63	Barwell Motorsport	99.5
10	78	Barwell Motorsport	161.7	67	Orange Racing by JMH	104.0	32	J&S Racing	99.4
11	2	Team RJN	160.5	88	Garage 59	103.8	27	Optimum Motorsport	99.4
12	9	Paddock Motorsport	160.5	18	2 Seas Motorsport	103.8	87	Blackthorn	99.4
13	77	Garage 59	160.1	78	Barwell Motorsport	103.7	9	Paddock Motorsport	99.1
14	10	Blackthorn	160.1	32	J&S Racing	103.0	88	Garage 59	99.1
15	27	Optimum Motorsport	159.7	97	Beechdean AMR	102.7	2	Team RJN	98.9
16	18	2 Seas Motorsport	159.7	77	Garage 59	102.4	78	Barwell Motorsport	98.6
17	59	Garage 59	158.2	63	Barwell Motorsport	102.2	67	Orange Racing by JMH	98.3
18	67	Orange Racing by JMH	156.7	10	Blackthorn	101.0	10	Blackthorn	98.3
19	3	Greystone GT	153.9	3	Greystone GT	99.1	3	Greystone GT	97.2
20	71	Century Motorsport	153.2	99	Greystone GT	98.5	99	Greystone GT	97.2
21	29	Century Motorsport	152.8	47	Forsetti Motorsport	96.6	62	Academy Motorsport	92.1
22	62	Academy Motorsport	152.5	7	Forsetti Motorsport	96.4	61	Academy Motorsport	91.9
23	31	Team Parker Racing	151.4	29	Century Motorsport	96.2	44	Toyota Gazoo Racing UK	91.5
24	7	Forsetti Motorsport	151.4	71	Century Motorsport	96.1	71	Century Motorsport	90.9
25	61	Academy Motorsport	151.1	62	Academy Motorsport	95.8	90	Optimum Motorsport	90.3
26	99	Greystone GT	150.4	11	Paddock Motorsport	95.4	69	Mahiki Racing	90.0
27	47	Forsetti Motorsport	149.4	44	Toyota Gazoo Racing UK	95.3	56	DTO Motorsport	90.0
28	90	Optimum Motorsport	148.7	31	Team Parker Racing	95.1	47	Forsetti Motorsport	90.0
29	17	RAM Racing	148.1	61	Academy Motorsport	95.1	31	Team Parker Racing	89.9
30	95	RACELAB	147.4	17	RAM Racing	95.1	7	Forsetti Motorsport	89.7
31	56	DTO Motorsport	147.4	69	Mahiki Racing	94.9	11	Paddock Motorsport	89.5
32	69	Mahiki Racing	146.5	56	DTO Motorsport	94.3	29	Century Motorsport	89.2
33	44	Toyota Gazoo Racing UK	146.5	95	RACELAB	94.2	20	Mahiki Racing	89.2
34	11	Paddock Motorsport	142.4	90	Optimum Motorsport	93.9	95	RACELAB	89.1
35	58	CWS Racing	142.1	20	Mahiki Racing	93.5	17	RAM Racing	89.1
36	12	Paddock Motorsport	140.3	58	CWS Racing	91.1	58	CWS Racing	88.7
37	20	Mahiki Racing	138.0	12	Paddock Motorsport	89.2	12	Paddock Motorsport	88.5

2024 British GT Championship

PAID TEST 1 - DRIVER STATISTICS

POS	NO	CL	PIC	TEAM / DRIVERS	CAR	LAPS	RACE TIME	%	BEST	ON	MPH
1	15	GT3PA	1	RAM Racing John FERGUSON (GBR) Raffaele MARCIELLO (CHE)	BMW M4 GT3	10	41:18.926				
						0	0.000	0.00		0	
						10	24:43.460	59.84	2:18.454	9	113.16
2	32	GT3SA	1	J&S Racing Sacha KAKAD (GBR) Hugo COOK (GBR)	Audi R8 LMS GT3 EVO II	9	47:57.349				
						3	32:26.333	67.64	2:36.660	2	100.00
						6	14:06.707	29.43	2:18.839	8	112.84
3	27	GT3PA	2	Optimum Motorsport Mark RADCLIFFE (GBR) Tom GAMBLE (GBR)	McLaren 720S GT3 Evo	10	57:03.558				
						5	15:19.401	26.86	2:28.432	9	105.55
						5	13:48.550	24.20	2:19.299	4	112.47
4	2	GT3PA	3	Team RJN Chris BUNCOMBE (GBR) Alex BUNCOMBE (GBR)	McLaren 720S GT3 Evo	15	54:28.287				
						3	12:46.323	23.45		0	
						12	34:33.665	63.45	2:19.347	14	112.43
5	63	GT3PA	4	Barwell Motorsport Rob COLLARD (GBR) Ricky COLLARD (GBR)	Lamborghini Huracan GT3 Evo2	15	51:53.884				
						10	25:30.238	49.14	2:19.690	14	112.15
						5	23:40.063	45.60	2:32.736	4	102.57
6	6	GT3PA	5	2 Seas Motorsport Ian LOGGIE (GBR) Phil KEEN (GBR)	Mercedes-AMG GT3 Evo	16	55:32.407				
						5	13:39.828	24.60	2:20.130	15	111.80
						11	31:09.349	56.10	2:19.757	10	112.10
7	8	GT3SA	2	Team Abba Racing Richard NEARY (GBR) Sam NEARY (GBR)	Mercedes-AMG GT3 Evo	13	52:03.898				
						7	24:21.375	46.78	2:32.226	8	102.92
						6	22:14.624	42.72	2:19.783	12	112.08
8	9	GT3PA	6	Paddock Motorsport Mark SMITH (USA) Martin PLOWMAN (GBR)	McLaren 720S GT3 Evo	11	49:10.629				
						7	31:31.366	64.10	2:36.431	6	100.15
						4	19:32.252	39.73	2:19.844	10	112.03
9	88	GT3AM	1	Garage 59 Miguel RAMOS (PRT)	McLaren 720S GT3 Evo	13	50:33.869				
						0	0.000	0.00		0	
10	22	GT3SA	3	Century Motorsport Carl CAVERS (GBR) Lewis PLATO (GBR)	BMW M4 GT3	13	52:03.303				
						4	9:43.862	18.69	2:24.893	13	108.13
						9	24:09.714	46.42	2:21.512	8	110.71
11	18	GT3PA	7	2 Seas Motorsport Kevin TSE (HKG) Maximilian GOETZ (DEU)	Mercedes-AMG GT3 Evo	15	50:51.891				
						8	19:42.368	38.74	2:21.689	14	110.57
						7	19:19.743	38.00	2:28.534	6	105.48
12	78	GT3PA	8	Barwell Motorsport Alex MARTIN (GBR) Sandy MITCHELL (GBR)	Lamborghini Huracan GT3 Evo2	15	57:07.772				
						12	33:31.361	58.68	2:21.711	14	110.55
						3	9:35.049	16.78	2:24.487	7	108.43
13	87	GT3PA	9	Blackthorn Giacomo PETROBELLI (ITA) Jonny ADAM (GBR)	Aston Martin Vantage AMR GT3 Evo	16	54:59.568				
						16	44:34.178	81.05	2:21.779	15	110.50
						0	0.000	0.00		0	
14	77	GT3PA	10	Garage 59 Morgan TILLBROOK (GBR) Marcus CLUTTON (GBR)	McLaren 720S GT3 Evo	15	55:18.388				
						11	30:54.033	55.87	2:21.848	13	110.45
						4	16:05.274	29.09	2:30.865	3	103.85
15	59	GT3SA	4	Garage 59 Shaun BALFE (GBR) Adam SMALLEY (GBR)	McLaren 720S GT3 Evo	15	56:51.271				
						10	26:50.917	47.22	2:22.120	14	110.24
						5	27:12.181	47.85	2:31.260	4	103.57
16	97	GT3SA	5	Beechdean AMR Andrew HOWARD (GBR) Jessica HAWKINS (GBR)	Aston Martin Vantage AMR GT3 Evo	15	52:51.847				
						6	18:42.162	35.38	2:35.777	4	100.57
						9	25:01.392	47.33	2:22.150	13	110.21
17	67	GT3SA	6	Orange Racing by JMH Simon ORANGE (GBR) Tom ROCHE (GBR)	McLaren 720S GT3 Evo	14	52:41.316				
						4	12:12.563	23.17	2:27.730	13	106.05
						10	27:12.137	51.63	2:25.893	9	107.39
18	10	GT3SA	7	Blackthorn Matt TOPHAM (GBR) Josh ROWLEDGE (GBR)	Aston Martin Vantage AMR GT3 Evo	14	56:06.016				
						4	11:43.138	20.89		0	
						10	33:05.219	58.98	2:30.829	9	103.87
19	31	GT4PA	1	Team Parker Racing Charles DAWSON (GBR) Seb MORRIS (GBR)	Mercedes-AMG GT4	10	55:39.108				
						3	9:31.963	17.13		0	
						7	27:46.673	49.91	2:31.719	7	103.26

2024 British GT Championship

PAID TEST 1 - DRIVER STATISTICS

POS	NO	CL	PIC	TEAM / DRIVERS	CAR	LAPS	RACE TIME	%	BEST	ON	MPH
20	7	GT4S	1	Forsetti Motorsport Jamie DAY (GBR) Mikey PORTER (GBR)	Aston Martin Vantage AMR GT4 Evo	13	53:02.850				
						0	0.000	0.00		0	
						13	42:25.053	79.96	2:32.388	13	102.81
21	90	GT4S	2	Optimum Motorsport Zac MEAKIN (GBR) Jack BROWN (GBR)	McLaren Artura GT4	14	55:44.633				
						11	34:05.727	61.16	2:32.965	10	102.42
						3	10:15.687	18.41	2:33.603	13	101.99
22	3	GT3PA	11	Greystone GT Mike PRICE (GBR) Callum MACLEOD (GBR)	Mercedes-AMG GT3 Evo	5	17:05.314				
						1	2:41.503	15.75		0	
						4	14:23.811	84.25	2:33.082	3	102.34
23	61	GT4S	3	Academy Motorsport Marco SIGNORETTI (CAN) Erik EVANS (USA)	Ford Mustang GT4 2024	12	51:42.035				
						8	26:00.612	50.31	2:33.698	7	101.93
						4	10:39.152	20.60	2:35.887	11	100.50
24	71	GT4PA	2	Century Motorsport Ravi RAMYEAD (GBR) Charlie ROBERTSON (GBR)	BMW M4 GT4	13	58:53.112				
						8	22:18.064	37.87	2:33.874	11	101.82
						5	17:55.252	30.43		0	
25	95	GT4S	4	RACELAB Callum DAVIES (GBR) Sai SANJAY (IND)	McLaren Artura GT4	15	54:14.814				
						6	17:54.783	33.02	2:56.249	3	88.89
						9	24:08.242	44.50	2:34.104	14	101.66
26	29	GT4PA	3	Century Motorsport Ian GOUGH (GBR) Tom WRIGLEY (GBR)	BMW M4 GT4	13	56:53.744				
						8	24:44.539	43.49	2:35.913	7	100.48
						5	14:44.724	25.92	2:34.121	12	101.65
27	69	GT4PA	4	Mahiki Racing Steven LAKE (GBR) Nathan HARRISON (GBR)	Lotus Emira GT4	11	44:07.585				
						0	0.000	0.00		0	
						11	31:52.980	72.25	2:34.940	10	101.11
28	99	GT3PA	12	Greystone GT Andrey BORODIN (ND) Oliver WEBB (GBR)	McLaren 720S GT3 Evo	9	46:38.482				
						6	26:35.565	57.02	2:43.533	5	95.80
						3	12:28.650	26.75	2:35.150	2	100.98
29	44	GT4PA	5	Toyota Gazoo Racing UK Kavi JUNDU (GBR) Dan VAUGHAN (GBR)	Toyota GR Supra GT4 Evo	12	53:49.563				
						8	22:22.018	41.55	2:35.696	7	100.62
						4	25:49.058	47.96	2:45.215	3	94.83
30	56	GT4S	5	DTO Motorsport Stuart MIDDLETON (GBR) Freddie TOMLINSON (GBR)	Ginetta G56 GT4 Evo	14	56:33.005				
						6	21:02.416	37.21	2:45.381	4	94.73
						8	23:58.407	42.39	2:35.697	12	100.62
31	11	GT4S	6	Paddock Motorsport Alex WALKER (GBR) Adam HATFIELD (GBR)	McLaren Artura GT4	15	57:16.007				
						6	21:25.100	37.40	2:44.587	3	95.19
						9	28:03.059	48.98	2:36.765	13	99.94
32	17	GT4S	7	RAM Racing Luca HOPKINSON (USA) Harry GEORGE (GBR)	Mercedes-AMG GT4	8	27:12.773				
						2	6:31.963	24.01		0	
						6	17:23.576	63.91	2:37.042	4	99.76
33	62	GT4S	8	Academy Motorsport Will MOORE (GBR) Matt NICOLL-JONES (GBR)	Ford Mustang GT4 2024	10	56:31.081				
						2	7:43.624	13.67		0	
						8	25:24.789	44.96	2:38.098	6	99.09
34	47	GT4PA	6	Forsetti Motorsport Marc WARREN (GBR) William ORTON (GBR)	Aston Martin Vantage AMR GT4 Evo	13	56:04.718				
						3	8:56.531	15.95	2:38.266	12	98.99
						10	33:06.961	59.05	2:54.616	7	89.72
35	20	GT4PA	7	Mahiki Racing Ian DUGGAN (GBR) Gordie MUTCH (GBR)	Lotus Emira GT4	13	49:58.588				
						8	23:05.163	46.19	2:42.681	12	96.30
						5	15:58.270	31.96	2:44.434	4	95.28
36	58	GT4PA	8	CWS Racing Colin WHITE (GBR) Thomas HOLLAND (GBR)	Ginetta G56 GT4 Evo	16	57:18.347				
						7	22:45.309	39.71	2:50.347	3	91.97
						9	27:43.770	48.39	2:45.634	14	94.59
37	12	GT4PA	9	Paddock Motorsport Ed MCDERMOTT (GBR) Matt COWLEY (GBR)	Mercedes-AMG GT4	14	54:47.188				
						10	32:13.275	58.81	2:50.844	10	91.70
						4	14:33.560	26.57	2:46.054	3	94.35

2024 British GT Championship

PAID TEST 1 - PIT STOP ANALYSIS

P1	15 GT3PA	RAM Racing						BMW M4 GT3
D1: John FERGUSON	Total Stint: 0 Laps							
D2: Raffaele MARCIELLO	Total Stint: 10 Laps - 24:43.460 (59.84%)							Best Lap: 2:18.454 On Lap 9 @ 113.16 mph
STOP	IN TIME	DRIVER IN	STINT TIME	STOP TIME	TOTAL STOP TIME	OUT TIME	DRIVER OUT	
1 -	13:54:01.422	Raffaele MARCIELLO	2:31.734	3:33.257	3:33.257	13:57:34.679	Raffaele MARCIELLO	
2 -	14:14:14.190	Raffaele MARCIELLO	13:14.282	2:00.830	5:34.087	14:16:15.020	Raffaele MARCIELLO	
3 -	14:32:42.468	Raffaele MARCIELLO						
P2	32 GT3SA	J&S Racing						Audi R8 LMS GT3 EVO II
D1: Sacha KAKAD	Total Stint: 3 Laps - 32:26.333 (67.64%)							Best Lap: 2:36.660 On Lap 2 @ 100.00 mph
D2: Hugo COOK	Total Stint: 6 Laps - 14:06.707 (29.43%)							Best Lap: 2:18.839 On Lap 8 @ 112.84 mph
STOP	IN TIME	DRIVER IN	STINT TIME	STOP TIME	TOTAL STOP TIME	OUT TIME	DRIVER OUT	
1 -	13:53:14.998	Sacha KAKAD	7:53.795	24:32.538	24:32.538	14:17:47.536	Hugo COOK	
2 -	14:24:59.328	Hugo COOK	7:11.792	1:17.428	25:49.966	14:26:16.756	Hugo COOK	
3 -	14:33:11.671	Hugo COOK						
P3	27 GT3PA	Optimum Motorsport						McLaren 720S GT3 Evo
D1: Mark RADCLIFFE	Total Stint: 5 Laps - 15:19.401 (26.86%)							Best Lap: 2:28.432 On Lap 9 @ 105.55 mph
D2: Tom GAMBLE	Total Stint: 5 Laps - 13:48.550 (24.2%)							Best Lap: 2:19.299 On Lap 4 @ 112.47 mph
STOP	IN TIME	DRIVER IN	STINT TIME	STOP TIME	TOTAL STOP TIME	OUT TIME	DRIVER OUT	
1 -	13:44:54.192	Tom GAMBLE	2:37.968	27:47.160	27:47.160	14:12:41.352	Tom GAMBLE	
2 -	14:22:10.246	Tom GAMBLE	9:28.894	1:41.688	29:28.848	14:23:51.934	Mark RADCLIFFE	
-	Finish	Mark RADCLIFFE	15:19.401					
P4	2 GT3PA	Team RJN						McLaren 720S GT3 Evo
D1: Chris BUNCOMBE	Total Stint: 3 Laps - 12:46.323 (23.45%)							
D2: Alex BUNCOMBE	Total Stint: 12 Laps - 34:33.665 (63.45%)							Best Lap: 2:19.347 On Lap 14 @ 112.43 mph
STOP	IN TIME	DRIVER IN	STINT TIME	STOP TIME	TOTAL STOP TIME	OUT TIME	DRIVER OUT	
1 -	13:54:58.886	Alex BUNCOMBE	13:02.664	3:48.375	3:48.375	13:58:47.261	Chris BUNCOMBE	
2 -	14:15:15.470	Chris BUNCOMBE	12:16.805	3:19.954	7:08.329	14:18:35.424	Alex BUNCOMBE	
-	Finish	Alex BUNCOMBE	17:42.626					
P5	63 GT3PA	Barwell Motorsport						Lamborghini Huracan GT3 Evo2
D1: Rob COLLARD	Total Stint: 10 Laps - 25:30.238 (49.14%)							Best Lap: 2:19.690 On Lap 14 @ 112.15 mph
D2: Ricky COLLARD	Total Stint: 5 Laps - 23:40.063 (45.6%)							Best Lap: 2:32.736 On Lap 4 @ 102.57 mph
STOP	IN TIME	DRIVER IN	STINT TIME	STOP TIME	TOTAL STOP TIME	OUT TIME	DRIVER OUT	
1 -	13:57:24.663	Ricky COLLARD	12:49.148	10:50.915	10:50.915	14:08:15.578	Rob COLLARD	
2 -	14:13:29.986	Rob COLLARD	5:14.408	2:36.686	13:27.601	14:16:06.672	Rob COLLARD	
-	Finish	Rob COLLARD	20:15.830					
P6	6 GT3PA	2 Seas Motorsport						Mercedes-AMG GT3 Evo
D1: Ian LOGGIE	Total Stint: 5 Laps - 13:39.828 (24.6%)							Best Lap: 2:20.130 On Lap 15 @ 111.80 mph
D2: Phil KEEN	Total Stint: 11 Laps - 31:09.349 (56.1%)							Best Lap: 2:19.757 On Lap 10 @ 112.10 mph
STOP	IN TIME	DRIVER IN	STINT TIME	STOP TIME	TOTAL STOP TIME	OUT TIME	DRIVER OUT	
1 -	14:19:56.839	Phil KEEN	20:02.948	3:48.660	3:48.660	14:23:45.499	Ian LOGGIE	
-	Finish	Ian LOGGIE	13:39.828					
P7	8 GT3SA	Team Abba Racing						Mercedes-AMG GT3 Evo
D1: Richard NEARY	Total Stint: 7 Laps - 24:21.375 (46.78%)							Best Lap: 2:32.226 On Lap 8 @ 102.92 mph
D2: Sam NEARY	Total Stint: 6 Laps - 22:14.624 (42.72%)							Best Lap: 2:19.783 On Lap 12 @ 112.08 mph
STOP	IN TIME	DRIVER IN	STINT TIME	STOP TIME	TOTAL STOP TIME	OUT TIME	DRIVER OUT	
1 -	13:46:05.120	Sam NEARY	5:08.976	7:43.387	7:43.387	13:53:48.507	Richard NEARY	
2 -	14:19:12.169	Richard NEARY	15:26.952	4:19.380	12:02.767	14:23:31.549	Sam NEARY	
3 -	14:32:53.810	Sam NEARY						
P8	9 GT3PA	Paddock Motorsport						McLaren 720S GT3 Evo
D1: Mark SMITH	Total Stint: 7 Laps - 31:31.366 (64.1%)							Best Lap: 2:36.431 On Lap 6 @ 100.15 mph
D2: Martin PLOWMAN	Total Stint: 4 Laps - 19:32.252 (39.73%)							Best Lap: 2:19.844 On Lap 10 @ 112.03 mph
STOP	IN TIME	DRIVER IN	STINT TIME	STOP TIME	TOTAL STOP TIME	OUT TIME	DRIVER OUT	
1 -	14:19:40.670	Mark SMITH	37:13.652	2:16.581	2:16.581	14:21:57.251	Martin PLOWMAN	
2 -	14:31:31.319	Martin PLOWMAN	9:34.068	1:59.317	4:15.898	14:33:30.636	Mark SMITH	

2024 British GT Championship

PAID TEST 1 - PIT STOP ANALYSIS

P10 22 GT3SA Century Motorsport		BMW M4 GT3					
D1: Carl CAVERS	Total Stint: 4 Laps - 9:43.862 (18.69%)	Best Lap: 2:24.893 On Lap 13 @ 108.13 mph					
D2: Lewis PLATO	Total Stint: 9 Laps - 24:09.714 (46.42%)	Best Lap: 2:21.512 On Lap 8 @ 110.71 mph					
STOP	IN TIME	DRIVER IN	STINT TIME	STOP TIME	TOTAL STOP TIME	OUT TIME	DRIVER OUT
1 -	13:48:24.263	Lewis PLATO	7:57.926	3:10.238	3:10.238	13:51:34.501	Lewis PLATO
2 -	13:54:07.399	Lewis PLATO	2:32.898	14:59.489	18:09.727	14:09:06.888	Lewis PLATO
3 -	14:21:26.075	Lewis PLATO	12:19.187	1:19.703	19:29.430	14:22:45.778	Carl CAVERS
-	Finish	Carl CAVERS	9:43.862				
P11 18 GT3PA 2 Seas Motorsport		Mercedes-AMG GT3 Evo					
D1: Kevin TSE	Total Stint: 8 Laps - 19:42.368 (38.74%)	Best Lap: 2:21.689 On Lap 14 @ 110.57 mph					
D2: Maximilian GOETZ	Total Stint: 7 Laps - 19:19.743 (38%)	Best Lap: 2:28.534 On Lap 6 @ 105.48 mph					
STOP	IN TIME	DRIVER IN	STINT TIME	STOP TIME	TOTAL STOP TIME	OUT TIME	DRIVER OUT
1 -	13:51:47.928	Maximilian GOETZ	10:14.895	1:50.911	1:50.911	13:53:38.839	Maximilian GOETZ
2 -	14:32:18.729	Kevin TSE					
P12 78 GT3PA Barwell Motorsport		Lamborghini Huracan GT3 Evo2					
D1: Alex MARTIN	Total Stint: 12 Laps - 33:31.361 (58.68%)	Best Lap: 2:21.711 On Lap 14 @ 110.55 mph					
D2: Sandy MITCHELL	Total Stint: 3 Laps - 9:35.049 (16.78%)	Best Lap: 2:24.487 On Lap 7 @ 108.43 mph					
STOP	IN TIME	DRIVER IN	STINT TIME	STOP TIME	TOTAL STOP TIME	OUT TIME	DRIVER OUT
1 -	13:47:36.328	Alex MARTIN	5:14.279	4:45.692	4:45.692	13:52:22.020	Alex MARTIN
2 -	14:17:21.783	Sandy MITCHELL	16:15.647	2:22.306	7:07.998	14:19:44.089	Alex MARTIN
-	Finish	Alex MARTIN	19:39.259				
P13 87 GT3PA Blackthorn		Aston Martin Vantage AMR GT3 Evo					
D1: Giacomo PETROBELLI	Total Stint: 16 Laps - 44:34.178 (81.05%)	Best Lap: 2:21.779 On Lap 15 @ 110.50 mph					
D2: Jonny ADAM	Total Stint: 0 Laps						
STOP	IN TIME	DRIVER IN	STINT TIME	STOP TIME	TOTAL STOP TIME	OUT TIME	DRIVER OUT
1 -	13:49:31.625	Giacomo PETROBELLI	8:53.755	4:44.481	4:44.481	13:54:16.106	Giacomo PETROBELLI
2 -	14:15:58.311	Giacomo PETROBELLI	11:08.188	1:58.718	6:43.199	14:17:57.029	Giacomo PETROBELLI
-	Finish	Giacomo PETROBELLI	17:34.181				
P14 77 GT3PA Garage 59		McLaren 720S GT3 Evo					
D1: Morgan TILLBROOK	Total Stint: 11 Laps - 30:54.033 (55.87%)	Best Lap: 2:21.848 On Lap 13 @ 110.45 mph					
D2: Marcus CLUTTON	Total Stint: 4 Laps - 16:05.274 (29.09%)	Best Lap: 2:30.865 On Lap 3 @ 103.85 mph					
STOP	IN TIME	DRIVER IN	STINT TIME	STOP TIME	TOTAL STOP TIME	OUT TIME	DRIVER OUT
1 -	13:52:42.355	Marcus CLUTTON	10:09.161	5:56.113	5:56.113	13:58:38.468	Morgan TILLBROOK
2 -	14:21:31.785	Morgan TILLBROOK	18:36.700	2:21.980	8:18.093	14:23:53.765	Morgan TILLBROOK
-	Finish	Morgan TILLBROOK	13:51.005				
P15 59 GT3SA Garage 59		McLaren 720S GT3 Evo					
D1: Shaun BALFE	Total Stint: 10 Laps - 26:50.917 (47.22%)	Best Lap: 2:22.120 On Lap 14 @ 110.24 mph					
D2: Adam SMALLEY	Total Stint: 5 Laps - 27:12.181 (47.85%)	Best Lap: 2:31.260 On Lap 4 @ 103.57 mph					
STOP	IN TIME	DRIVER IN	STINT TIME	STOP TIME	TOTAL STOP TIME	OUT TIME	DRIVER OUT
1 -	13:54:12.912	Adam SMALLEY	12:42.731	14:29.450	14:29.450	14:08:42.362	Shaun BALFE
2 -	14:18:54.170	Shaun BALFE	10:11.808	2:41.500	17:10.950	14:21:35.670	Shaun BALFE
-	Finish	Shaun BALFE	16:39.109				
P16 97 GT3SA Beechdean AMR		Aston Martin Vantage AMR GT3 Evo					
D1: Andrew HOWARD	Total Stint: 6 Laps - 18:42.162 (35.38%)	Best Lap: 2:35.777 On Lap 4 @ 100.57 mph					
D2: Jessica HAWKINS	Total Stint: 9 Laps - 25:01.392 (47.33%)	Best Lap: 2:22.150 On Lap 13 @ 110.21 mph					
STOP	IN TIME	DRIVER IN	STINT TIME	STOP TIME	TOTAL STOP TIME	OUT TIME	DRIVER OUT
1 -	13:54:53.904	Andrew HOWARD	13:09.395	3:03.581	3:03.581	13:57:57.485	Jessica HAWKINS
2 -	14:16:35.967	Jessica HAWKINS	14:43.226	1:52.602	4:56.183	14:18:28.569	Jessica HAWKINS
3 -	14:30:35.154	Jessica HAWKINS	12:06.585	1:25.766	6:21.949	14:32:00.920	Andrew HOWARD
-	Finish	Andrew HOWARD	2:29.186				
P17 67 GT3SA Orange Racing by JMH		McLaren 720S GT3 Evo					
D1: Simon ORANGE	Total Stint: 4 Laps - 12:12.563 (23.17%)	Best Lap: 2:27.730 On Lap 13 @ 106.05 mph					
D2: Tom ROCHE	Total Stint: 10 Laps - 27:12.137 (51.63%)	Best Lap: 2:25.893 On Lap 9 @ 107.39 mph					
STOP	IN TIME	DRIVER IN	STINT TIME	STOP TIME	TOTAL STOP TIME	OUT TIME	DRIVER OUT
1 -	13:56:47.388	Tom ROCHE	10:49.988	11:24.124	11:24.124	14:08:11.512	Tom ROCHE
2 -	14:15:54.274	Tom ROCHE	7:42.762	1:45.794	13:09.918	14:17:40.068	Tom ROCHE

2024 British GT Championship

PAID TEST 1 - PIT STOP ANALYSIS

3- 14:24:58.365 Tom ROCHE 7:18.297 1:21.090 14:31.008 14:26:19.455 Simon ORANGE
 - Finish Simon ORANGE 12:12.563

P18 10 GT3SA Blackthorn				Aston Martin Vantage AMR GT3 Evo			
D1: Matt TOPHAM		Total Stint: 4 Laps - 11:43.138 (20.89%)		Best Lap: 2:30.829 On Lap 9 @ 103.87 mph			
D2: Josh ROWLEDGE		Total Stint: 10 Laps - 33:05.219 (58.98%)					
STOP	IN TIME	DRIVER IN	STINT TIME	STOP TIME	TOTAL STOP TIME	OUT TIME	DRIVER OUT
1-	13:48:47.064	Josh ROWLEDGE	8:10.747	5:45.075	5:45.075	13:54:32.139	Josh ROWLEDGE
2-	14:18:32.344	Josh ROWLEDGE	13:31.187	4:17.765	10:02.840	14:22:50.109	Matt TOPHAM
3-	14:28:13.504	Matt TOPHAM	5:23.395	2:02.198	12:05.038	14:30:15.702	Matt TOPHAM
-	Finish	Matt TOPHAM	6:19.743				

P19 31 GT4PA Team Parker Racing				Mercedes-AMG GT4			
D1: Charles DAWSON		Total Stint: 3 Laps - 9:31.963 (17.13%)		Best Lap: 2:31.719 On Lap 7 @ 103.26 mph			
D2: Seb MORRIS		Total Stint: 7 Laps - 27:46.673 (49.91%)					
STOP	IN TIME	DRIVER IN	STINT TIME	STOP TIME	TOTAL STOP TIME	OUT TIME	DRIVER OUT
1-	13:52:09.694	Seb MORRIS	11:37.709	5:20.877	5:20.877	13:57:30.571	Charles DAWSON
2-	14:26:52.983	Seb MORRIS	25:49.546	3:06.557	8:27.434	14:29:59.540	Charles DAWSON
-	Finish	Charles DAWSON	6:05.301				

P20 7 GT4S Forsetti Motorsport				Aston Martin Vantage AMR GT4 Evo			
D1: Jamie DAY		Total Stint: 0 Laps		Best Lap: 2:32.388 On Lap 13 @ 102.81 mph			
D2: Mikey PORTER		Total Stint: 13 Laps - 42:25.053 (79.96%)					
STOP	IN TIME	DRIVER IN	STINT TIME	STOP TIME	TOTAL STOP TIME	OUT TIME	DRIVER OUT
1-	13:49:23.625	Mikey PORTER	9:03.010	6:33.783	6:33.783	13:55:57.408	Mikey PORTER
2-	14:17:14.068	Mikey PORTER	13:43.911	3:05.240	9:39.023	14:20:19.308	Mikey PORTER
-	Finish	Mikey PORTER	17:17.612				

P21 90 GT4S Optimum Motorsport				McLaren Artura GT4			
D1: Zac MEAKIN		Total Stint: 11 Laps - 34:05.727 (61.16%)		Best Lap: 2:32.965 On Lap 10 @ 102.42 mph			
D2: Jack BROWN		Total Stint: 3 Laps - 10:15.687 (18.41%)		Best Lap: 2:33.603 On Lap 13 @ 101.99 mph			
STOP	IN TIME	DRIVER IN	STINT TIME	STOP TIME	TOTAL STOP TIME	OUT TIME	DRIVER OUT
1-	13:54:27.380	Zac MEAKIN	10:57.206	4:49.743	4:49.743	13:59:17.123	Zac MEAKIN
2-	14:15:04.652	Zac MEAKIN	10:49.045	1:39.876	6:29.619	14:16:44.528	Zac MEAKIN
3-	14:27:30.019	Zac MEAKIN	10:45.491	1:21.439	7:51.058	14:28:51.458	Jack BROWN
-	Finish	Jack BROWN	10:15.687				

P22 3 GT3PA Greystone GT				Mercedes-AMG GT3 Evo			
D1: Mike PRICE		Total Stint: 1 Laps - 2:41.503 (15.75%)		Best Lap: 2:33.082 On Lap 3 @ 102.34 mph			
D2: Callum MACLEOD		Total Stint: 4 Laps - 14:23.811 (84.25%)					
STOP	IN TIME	DRIVER IN	STINT TIME	STOP TIME	TOTAL STOP TIME	OUT TIME	DRIVER OUT
1-	13:50:37.062	Callum MACLEOD	10:22.176	4:01.635	4:01.635	13:54:38.697	Mike PRICE
-	Finish	Mike PRICE	2:41.503				

P23 61 GT4S Academy Motorsport				Ford Mustang GT4 2024			
D1: Marco SIGNORETTI		Total Stint: 8 Laps - 26:00.612 (50.31%)		Best Lap: 2:33.698 On Lap 7 @ 101.93 mph			
D2: Erik EVANS		Total Stint: 4 Laps - 10:39.152 (20.6%)		Best Lap: 2:35.887 On Lap 11 @ 100.50 mph			
STOP	IN TIME	DRIVER IN	STINT TIME	STOP TIME	TOTAL STOP TIME	OUT TIME	DRIVER OUT
1-	13:51:19.890	Marco SIGNORETTI	8:28.649	6:33.447	6:33.447	13:57:53.337	Marco SIGNORETTI
2-	14:20:46.524	Marco SIGNORETTI	18:50.452	3:01.357	9:34.804	14:23:47.881	Erik EVANS
-	Finish	Erik EVANS	10:39.152				

P24 71 GT4PA Century Motorsport				BMW M4 GT4			
D1: Ravi RAMYEAD		Total Stint: 8 Laps - 22:18.064 (37.87%)		Best Lap: 2:33.874 On Lap 11 @ 101.82 mph			
D2: Charlie ROBERTSON		Total Stint: 5 Laps - 17:55.252 (30.43%)					
STOP	IN TIME	DRIVER IN	STINT TIME	STOP TIME	TOTAL STOP TIME	OUT TIME	DRIVER OUT
1-	13:46:14.373	Charlie ROBERTSON	5:55.354	9:31.299	9:31.299	13:55:45.672	Charlie ROBERTSON
2-	14:32:41.477	Ravi RAMYEAD	29:52.228	1:21.394	10:52.693	14:34:02.871	Charlie ROBERTSON
-	Finish	Charlie ROBERTSON	5:02.974				

2024 British GT Championship

PAID TEST 1 - PIT STOP ANALYSIS

P25 95 GT4S		RACELAB		McLaren Artura GT4			
D1: Callum DAVIES		Total Stint: 6 Laps - 17:54.783 (33.02%)		Best Lap: 2:56.249 On Lap 3 @ 88.89 mph			
D2: Sai SANJAY		Total Stint: 9 Laps - 24:08.242 (44.5%)		Best Lap: 2:34.104 On Lap 14 @ 101.66 mph			
STOP	IN TIME	DRIVER IN	STINT TIME	STOP TIME	TOTAL STOP TIME	OUT TIME	DRIVER OUT
1 -	13:52:48.496	Callum DAVIES	12:24.851	1:25.096	1:25.096	13:54:13.592	Callum DAVIES
2 -	14:19:47.271	Sai SANJAY	19:57.469	1:43.283	3:08.379	14:21:30.554	Sai SANJAY
-	Finish	Sai SANJAY	13:01.744				
P26 29 GT4PA		Century Motorsport		BMW M4 GT4			
D1: Ian GOUGH		Total Stint: 8 Laps - 24:44.539 (43.49%)		Best Lap: 2:35.913 On Lap 7 @ 100.48 mph			
D2: Tom WRIGLEY		Total Stint: 5 Laps - 14:44.724 (25.92%)		Best Lap: 2:34.121 On Lap 12 @ 101.65 mph			
STOP	IN TIME	DRIVER IN	STINT TIME	STOP TIME	TOTAL STOP TIME	OUT TIME	DRIVER OUT
1 -	13:49:04.826	Ian GOUGH	8:37.331	8:34.866	8:34.866	13:57:39.692	Ian GOUGH
2 -	14:20:39.865	Ian GOUGH	19:12.362	1:50.438	10:25.304	14:22:30.303	Tom WRIGLEY
-	Finish	Tom WRIGLEY	14:44.724				
P27 69 GT4PA		Mahiki Racing		Lotus Emira GT4			
D1: Steven LAKE		Total Stint: 0 Laps		Best Lap: 2:34.940 On Lap 10 @ 101.11 mph			
D2: Nathan HARRISON		Total Stint: 11 Laps - 31:52.980 (72.25%)					
STOP	IN TIME	DRIVER IN	STINT TIME	STOP TIME	TOTAL STOP TIME	OUT TIME	DRIVER OUT
1 -	13:49:51.245	Nathan HARRISON	6:10.166	2:33.931	2:33.931	13:52:25.176	Nathan HARRISON
2 -	14:14:31.383	Nathan HARRISON	12:32.684	2:15.760	4:49.691	14:16:47.143	Nathan HARRISON
3 -	14:27:32.612	Nathan HARRISON					
P28 99 GT3PA		Greystone GT		McLaren 720S GT3 Evo			
D1: Andrey BORODIN		Total Stint: 6 Laps - 26:35.565 (57.02%)		Best Lap: 2:43.533 On Lap 5 @ 95.80 mph			
D2: Oliver WEBB		Total Stint: 3 Laps - 12:28.650 (26.75%)		Best Lap: 2:35.150 On Lap 2 @ 100.98 mph			
STOP	IN TIME	DRIVER IN	STINT TIME	STOP TIME	TOTAL STOP TIME	OUT TIME	DRIVER OUT
1 -	13:49:05.950	Oliver WEBB	7:59.280	4:29.370	4:29.370	13:53:35.320	Andrey BORODIN
2 -	14:15:13.546	Andrey BORODIN	10:28.410	2:02.759	6:32.129	14:17:16.305	Andrey BORODIN
3 -	14:27:26.304	Andrey BORODIN					
P29 44 GT4PA		Toyota Gazoo Racing UK		Toyota GR Supra GT4 Evo			
D1: Kavi JUNDU		Total Stint: 8 Laps - 22:22.018 (41.55%)		Best Lap: 2:35.696 On Lap 7 @ 100.62 mph			
D2: Dan VAUGHAN		Total Stint: 4 Laps - 25:49.058 (47.96%)		Best Lap: 2:45.215 On Lap 3 @ 94.83 mph			
STOP	IN TIME	DRIVER IN	STINT TIME	STOP TIME	TOTAL STOP TIME	OUT TIME	DRIVER OUT
1 -	13:53:34.106	Dan VAUGHAN	11:13.546	14:35.512	14:35.512	14:08:09.618	Kavi JUNDU
2 -	14:10:56.835	Kavi JUNDU	2:47.217	2:52.900	17:28.412	14:13:49.735	Kavi JUNDU
3 -	14:21:39.212	Kavi JUNDU	7:49.477	2:38.648	20:07.060	14:24:17.860	Kavi JUNDU
-	Finish	Kavi JUNDU	11:45.324				
P30 56 GT4S		DTO Motorsport		Ginetta G56 GT4 Evo			
D1: Stuart MIDDLETON		Total Stint: 6 Laps - 21:02.416 (37.21%)		Best Lap: 2:45.381 On Lap 4 @ 94.73 mph			
D2: Freddie TOMLINSON		Total Stint: 8 Laps - 23:58.407 (42.39%)		Best Lap: 2:35.697 On Lap 12 @ 100.62 mph			
STOP	IN TIME	DRIVER IN	STINT TIME	STOP TIME	TOTAL STOP TIME	OUT TIME	DRIVER OUT
1 -	13:54:38.512	Stuart MIDDLETON	14:08.859	2:59.203	2:59.203	13:57:37.715	Freddie TOMLINSON
2 -	14:15:59.472	Freddie TOMLINSON	14:30.261	2:26.271	5:25.474	14:18:25.743	Freddie TOMLINSON
3 -	14:31:25.341	Freddie TOMLINSON	12:59.598	1:36.485	7:01.959	14:33:01.826	Stuart MIDDLETON
-	Finish	Stuart MIDDLETON	3:54.354				
P31 11 GT4S		Paddock Motorsport		McLaren Artura GT4			
D1: Alex WALKER		Total Stint: 6 Laps - 21:25.100 (37.4%)		Best Lap: 2:44.587 On Lap 3 @ 95.19 mph			
D2: Adam HATFIELD		Total Stint: 9 Laps - 28:03.059 (48.98%)		Best Lap: 2:36.765 On Lap 13 @ 99.94 mph			
STOP	IN TIME	DRIVER IN	STINT TIME	STOP TIME	TOTAL STOP TIME	OUT TIME	DRIVER OUT
1 -	13:55:53.501	Alex WALKER	13:48.220	2:32.222	2:32.222	13:58:25.723	Adam HATFIELD
2 -	14:17:12.692	Adam HATFIELD	14:25.908	1:36.602	4:08.824	14:18:49.294	Adam HATFIELD
3 -	14:32:09.285	Adam HATFIELD	13:19.991	2:00.434	6:09.258	14:34:09.719	Alex WALKER
-	Finish	Alex WALKER	5:04.658				
P32 17 GT4S		RAM Racing		Mercedes-AMG GT4			
D1: Luca HOPKINSON		Total Stint: 2 Laps - 6:31.963 (24.01%)		Best Lap: 2:37.042 On Lap 4 @ 99.76 mph			
D2: Harry GEORGE		Total Stint: 6 Laps - 17:23.576 (63.91%)					
STOP	IN TIME	DRIVER IN	STINT TIME	STOP TIME	TOTAL STOP TIME	OUT TIME	DRIVER OUT

2024 British GT Championship

PAID TEST 1 - PIT STOP ANALYSIS

1 -	14:12:47.791	Harry GEORGE	2:45.655	3:10.779	3:10.779	14:15:58.570	Harry GEORGE
2 -	14:29:01.461	Harry GEORGE	13:02.891	1:35.030	4:45.809	14:30:36.491	Luca HOPKINSON
-	Finish	Luca HOPKINSON	6:31.963				

P33 62 GT4S	Academy Motorsport	Ford Mustang GT4 2024					
D1: Will MOORE	Total Stint: 2 Laps - 7:43.624 (13.67%)	Best Lap: 2:38.098 On Lap 6 @ 99.09 mph					
D2: Matt NICOLL-JONES	Total Stint: 8 Laps - 25:24.789 (44.96%)						
STOP	IN TIME	DRIVER IN	STINT TIME	STOP TIME	TOTAL STOP TIME	OUT TIME	DRIVER OUT
1 -	13:51:09.401	Matt NICOLL-JONES	8:24.513	23:16.388	23:16.388	14:14:25.789	Matt NICOLL-JONES
2 -	14:27:44.315	Matt NICOLL-JONES	13:18.526	3:41.750	26:58.138	14:31:26.065	Will MOORE
-	Finish	Will MOORE	7:43.624				

P34 47 GT4PA	Forsetti Motorsport	Aston Martin Vantage AMR GT4 Evo					
D1: Marc WARREN	Total Stint: 3 Laps - 8:56.531 (15.95%)	Best Lap: 2:38.266 On Lap 12 @ 98.99 mph					
D2: William ORTON	Total Stint: 10 Laps - 33:06.961 (59.05%)	Best Lap: 2:54.616 On Lap 7 @ 89.72 mph					
STOP	IN TIME	DRIVER IN	STINT TIME	STOP TIME	TOTAL STOP TIME	OUT TIME	DRIVER OUT
1 -	13:52:16.310	William ORTON	11:54.416	6:27.760	6:27.760	13:58:44.070	William ORTON
2 -	14:17:56.392	William ORTON	14:38.559	1:51.305	8:19.065	14:19:47.697	William ORTON
3 -	14:25:02.939	William ORTON	5:15.242	2:20.712	10:39.777	14:27:23.651	Marc WARREN
-	Finish	Marc WARREN	8:56.531				

P35 20 GT4PA	Mahiki Racing	Lotus Emira GT4					
D1: Ian DUGGAN	Total Stint: 8 Laps - 23:05.163 (46.19%)	Best Lap: 2:42.681 On Lap 12 @ 96.30 mph					
D2: Gordie MUTCH	Total Stint: 5 Laps - 15:58.270 (31.96%)	Best Lap: 2:44.434 On Lap 4 @ 95.28 mph					
STOP	IN TIME	DRIVER IN	STINT TIME	STOP TIME	TOTAL STOP TIME	OUT TIME	DRIVER OUT
1 -	13:50:19.758	Gordie MUTCH	6:18.627	2:46.139	2:46.139	13:53:05.897	Gordie MUTCH
2 -	14:17:37.533	Ian DUGGAN	14:45.251	2:15.960	5:02.099	14:19:53.493	Ian DUGGAN
3 -	14:33:53.471	Ian DUGGAN					

P36 58 GT4PA	CWS Racing	Ginetta G56 GT4 Evo					
D1: Colin WHITE	Total Stint: 7 Laps - 22:45.309 (39.71%)	Best Lap: 2:50.347 On Lap 3 @ 91.97 mph					
D2: Thomas HOLLAND	Total Stint: 9 Laps - 27:43.770 (48.39%)	Best Lap: 2:45.634 On Lap 14 @ 94.59 mph					
STOP	IN TIME	DRIVER IN	STINT TIME	STOP TIME	TOTAL STOP TIME	OUT TIME	DRIVER OUT
1 -	14:31:38.872	Thomas HOLLAND					

P37 12 GT4PA	Paddock Motorsport	Mercedes-AMG GT4					
D1: Ed MCDERMOTT	Total Stint: 10 Laps - 32:13.275 (58.81%)	Best Lap: 2:50.844 On Lap 10 @ 91.70 mph					
D2: Matt COWLEY	Total Stint: 4 Laps - 14:33.560 (26.57%)	Best Lap: 2:46.054 On Lap 3 @ 94.35 mph					
STOP	IN TIME	DRIVER IN	STINT TIME	STOP TIME	TOTAL STOP TIME	OUT TIME	DRIVER OUT
1 -	13:53:02.730	Matt COWLEY	11:12.077	3:21.483	3:21.483	13:56:24.213	Ed MCDERMOTT
2 -	14:28:57.030	Ed MCDERMOTT	24:08.861	3:46.680	7:08.163	14:32:43.710	Ed MCDERMOTT
-	Finish	Ed MCDERMOTT	3:47.885				

2024 British GT Championship

PAID TEST 1 - STATISTICS

Competitors Started	37
Planned Start	2024-06-21 @ 13:40:00.000
Actual Start	2024-06-21 @ 13:40:00.000
Finish Time	2024-06-21 @ 14:39:37.003
Track Length	4.3520mi.
Total Laps	474
Total Distance Covered	2062.8877mi.

Session Fastest Lap History

NO	CL	NAME	LAP TIME	TIME OF DAY	LAP	VEHICLE
3	GT3-PA	Greystone GT <i>C. MACLEOD</i>	2:35.425	13:45:27.226	2	Mercedes-AMG GT3 Evo
99	GT3-PA	Greystone GT <i>O. WEBB</i>	2:35.150	13:46:19.490	2	McLaren 720S GT3 Evo
59	GT3-SA	Garage 59 <i>A. SMALLEY</i>	2:32.756	13:46:34.297	2	McLaren 720S GT3 Evo
18	GT3-PA	2 Seas Motorsport <i>M. GOETZ</i>	2:31.463	13:46:40.541	2	Mercedes-AMG GT3 Evo
18	GT3-PA	2 Seas Motorsport <i>M. GOETZ</i>	2:30.863	13:49:11.404	3	Mercedes-AMG GT3 Evo
6	GT3-PA	2 Seas Motorsport <i>P. KEEN</i>	2:30.394	13:54:40.552	5	Mercedes-AMG GT3 Evo
6	GT3-PA	2 Seas Motorsport <i>P. KEEN</i>	2:30.355	13:57:10.906	6	Mercedes-AMG GT3 Evo
18	GT3-PA	2 Seas Motorsport <i>M. GOETZ</i>	2:28.534	13:58:37.250	6	Mercedes-AMG GT3 Evo
22	GT3-SA	Century Motorsport <i>L. PLATO</i>	2:26.649	14:14:06.598	6	BMW M4 GT3
78	GT3-PA	Barwell Motorsport <i>S. MITCHELL</i>	2:24.487	14:14:57.101	7	Lamborghini Huracan GT3
6	GT3-PA	2 Seas Motorsport <i>P. KEEN</i>	2:22.473	14:15:12.068	9	Mercedes-AMG GT3 Evo
27	GT3-PA	Optimum Motorsport <i>T. GAMBLE</i>	2:21.443	14:17:27.183	3	McLaren 720S GT3 Evo
6	GT3-PA	2 Seas Motorsport <i>P. KEEN</i>	2:19.757	14:17:31.825	10	Mercedes-AMG GT3 Evo
27	GT3-PA	Optimum Motorsport <i>T. GAMBLE</i>	2:19.299	14:19:46.482	4	McLaren 720S GT3 Evo
15	GT3-PA	RAM Racing <i>R. MARCIELLO</i>	2:19.289	14:28:01.160	8	BMW M4 GT3
15	GT3-PA	RAM Racing <i>R. MARCIELLO</i>	2:18.454	14:30:19.614	9	BMW M4 GT3

Flag History

TYPE	TIME OF DAY
GREEN	13:40:00.000
RED	13:59:29.820
GREEN	14:08:02.043
RED	14:34:10.863
FINISH	14:39:37.003

Flag Statistics

TYPE	COUNT	TOTAL LAPS	TOTAL TIME
Green	2	14	45:38.640
Red	2	2	13:58.363
Safety Car	0	0	0.000
FCY	0	0	0.000

2024 British GT Championship

PAID TEST 1 - STATISTICS

CLASS : GT3-PA

12 Starters

Fastest Lap History

NO	NAME	LAP TIME	TIME OF DAY	LAP	VEHICLE
3	Greystone GT <i>C. MACLEOD</i>	2:35.425	13:45:27.226	2	Mercedes-AMG GT3 Evo
99	Greystone GT <i>O. WEBB</i>	2:35.150	13:46:19.490	2	McLaren 720S GT3 Evo
18	2 Seas Motorsport <i>M. GOETZ</i>	2:31.463	13:46:40.541	2	Mercedes-AMG GT3 Evo
18	2 Seas Motorsport <i>M. GOETZ</i>	2:30.863	13:49:11.404	3	Mercedes-AMG GT3 Evo
6	2 Seas Motorsport <i>P. KEEN</i>	2:30.394	13:54:40.552	5	Mercedes-AMG GT3 Evo
6	2 Seas Motorsport <i>P. KEEN</i>	2:30.355	13:57:10.906	6	Mercedes-AMG GT3 Evo
18	2 Seas Motorsport <i>M. GOETZ</i>	2:28.534	13:58:37.250	6	Mercedes-AMG GT3 Evo
78	Barwell Motorsport <i>S. MITCHELL</i>	2:24.487	14:14:57.101	7	Lamborghini Huracan GT3 Evo2
6	2 Seas Motorsport <i>P. KEEN</i>	2:22.473	14:15:12.068	9	Mercedes-AMG GT3 Evo
27	Optimum Motorsport <i>T. GAMBLE</i>	2:21.443	14:17:27.183	3	McLaren 720S GT3 Evo
6	2 Seas Motorsport <i>P. KEEN</i>	2:19.757	14:17:31.825	10	Mercedes-AMG GT3 Evo
27	Optimum Motorsport <i>T. GAMBLE</i>	2:19.299	14:19:46.482	4	McLaren 720S GT3 Evo
15	RAM Racing <i>R. MARCIELLO</i>	2:19.289	14:28:01.160	8	BMW M4 GT3
15	RAM Racing <i>R. MARCIELLO</i>	2:18.454	14:30:19.614	9	BMW M4 GT3

2024 British GT Championship

PAID TEST 1 - STATISTICS

CLASS : GT3-SA

7 Starters

Fastest Lap History

NO	NAME	LAP TIME	TIME OF DAY	LAP	VEHICLE
22	Century Motorsport <i>L. PLATO</i>	2:36.799	13:45:45.793	2	BMW M4 GT3
59	Garage 59 <i>A. SMALLEY</i>	2:32.756	13:46:34.297	2	McLaren 720S GT3 Evo
59	Garage 59 <i>A. SMALLEY</i>	2:31.260	13:51:38.646	4	McLaren 720S GT3 Evo
59	Garage 59 <i>S. BALFE</i>	2:30.661	14:13:45.070	7	McLaren 720S GT3 Evo
22	Century Motorsport <i>L. PLATO</i>	2:26.649	14:14:06.598	6	BMW M4 GT3
22	Century Motorsport <i>L. PLATO</i>	2:24.534	14:16:31.132	7	BMW M4 GT3
22	Century Motorsport <i>L. PLATO</i>	2:21.512	14:18:52.644	8	BMW M4 GT3
8	Team Abba Racing <i>S. NEARY</i>	2:20.453	14:28:12.264	11	Mercedes-AMG GT3 Evo
8	Team Abba Racing <i>S. NEARY</i>	2:19.783	14:30:32.040	12	Mercedes-AMG GT3 Evo
32	J&S Racing <i>H. COOK</i>	2:18.839	14:30:51.698	8	Audi R8 LMS GT3 EVO II

2024 British GT Championship

PAID TEST 1 - STATISTICS

CLASS : GT3-AM

1 Starters

Fastest Lap History

NO	NAME	LAP TIME	TIME OF DAY	LAP	VEHICLE
88	Garage 59 <i>M. RAMOS</i>	2:36.276	13:51:07.517	2	McLaren 720S GT3 Evo
88	Garage 59 <i>M. RAMOS</i>	2:35.268	13:53:42.785	3	McLaren 720S GT3 Evo
88	Garage 59 <i>M. RAMOS</i>	2:34.611	13:58:53.006	5	McLaren 720S GT3 Evo
88	Garage 59 <i>M. RAMOS</i>	2:27.156	14:23:08.434	8	McLaren 720S GT3 Evo
88	Garage 59 <i>M. RAMOS</i>	2:23.513	14:28:03.115	10	McLaren 720S GT3 Evo
88	Garage 59 <i>M. RAMOS</i>	2:22.258	14:30:25.373	11	McLaren 720S GT3 Evo
88	Garage 59 <i>M. RAMOS</i>	2:20.506	14:32:45.879	12	McLaren 720S GT3 Evo

2024 British GT Championship

PAID TEST 1 - STATISTICS

CLASS : GT4-PA

9 Starters

Fastest Lap History

NO	NAME	LAP TIME	TIME OF DAY	LAP	VEHICLE
29	Century Motorsport <i>I. GOUGH</i>	2:51.974	13:46:10.319	2	BMW M4 GT4
31	Team Parker Racing <i>S. MORRIS</i>	2:47.266	13:46:12.559	2	Mercedes-AMG GT4
31	Team Parker Racing <i>S. MORRIS</i>	2:44.255	13:48:56.814	3	Mercedes-AMG GT4
29	Century Motorsport <i>I. GOUGH</i>	2:38.966	14:15:24.820	6	BMW M4 GT4
71	Century Motorsport <i>R. RAMYEAD</i>	2:38.161	14:17:06.041	6	BMW M4 GT4
29	Century Motorsport <i>I. GOUGH</i>	2:35.913	14:18:00.733	7	BMW M4 GT4
44	Toyota Gazoo Racing UK <i>K. JUNDU</i>	2:35.696	14:19:01.130	7	Toyota GR Supra GT4 Evo
71	Century Motorsport <i>R. RAMYEAD</i>	2:35.350	14:19:41.391	7	BMW M4 GT4
31	Team Parker Racing <i>S. MORRIS</i>	2:31.719	14:24:20.299	7	Mercedes-AMG GT4

2024 British GT Championship

PAID TEST 1 - STATISTICS

CLASS : GT4-S

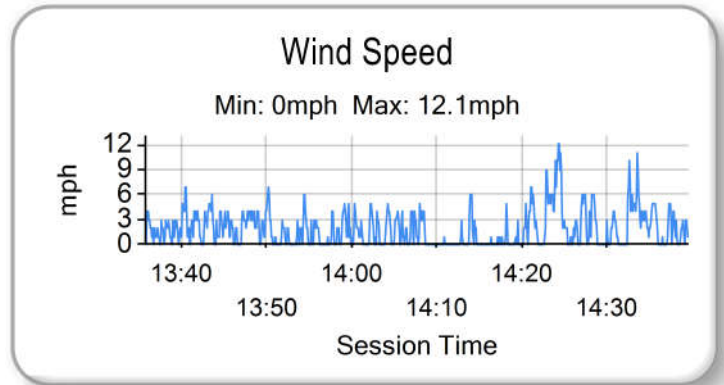
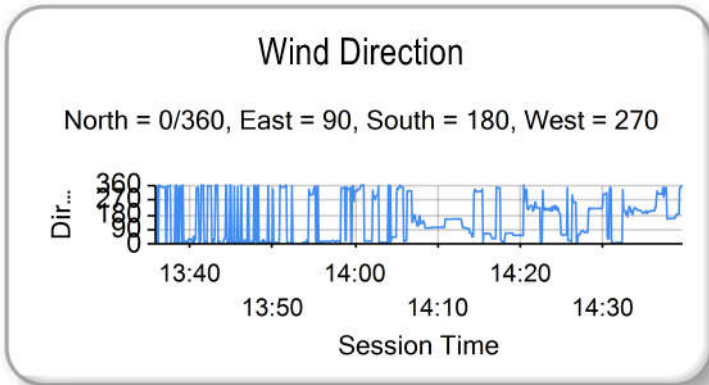
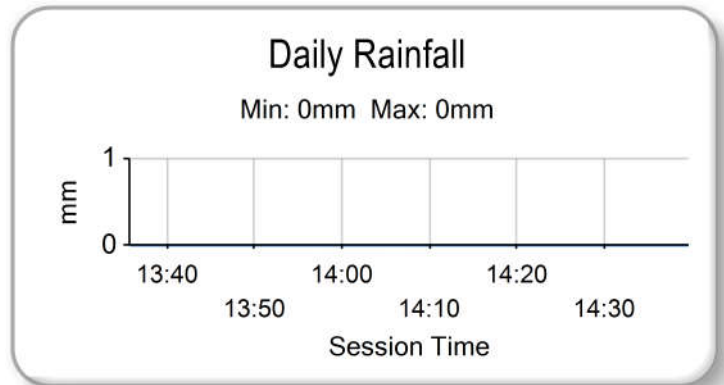
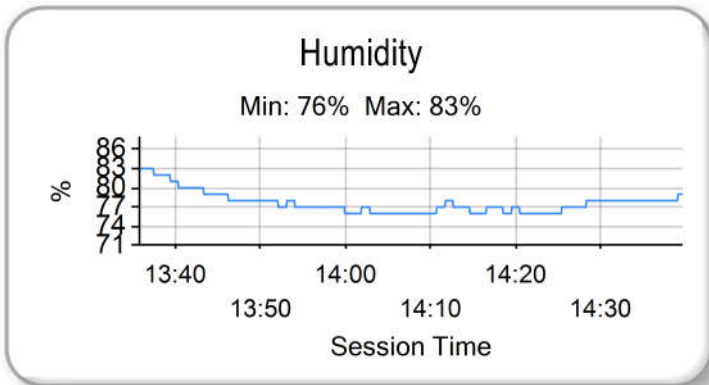
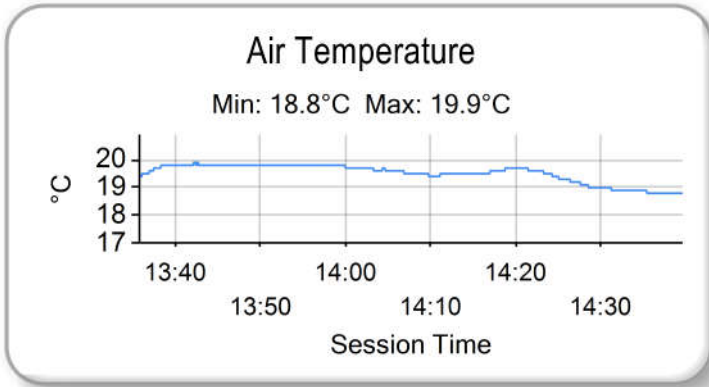
8 Starters

Fastest Lap History

NO	NAME	LAP TIME	TIME OF DAY	LAP	VEHICLE
56	DTO Motorsport <i>S. MIDDLETON</i>	2:50.526	13:46:14.779	2	Ginetta G56 GT4 Evo
11	Paddock Motorsport <i>A. WALKER</i>	2:45.862	13:47:36.322	2	McLaren Artura GT4
90	Optimum Motorsport <i>Z. MEAKIN</i>	2:43.774	13:49:01.204	2	McLaren Artura GT4
90	Optimum Motorsport <i>Z. MEAKIN</i>	2:42.879	13:51:44.083	3	McLaren Artura GT4
61	Academy Motorsport <i>M. SIGNORETTI</i>	2:38.470	14:15:31.824	6	Ford Mustang GT4 2024
61	Academy Motorsport <i>M. SIGNORETTI</i>	2:33.698	14:18:05.522	7	Ford Mustang GT4 2024
90	Optimum Motorsport <i>Z. MEAKIN</i>	2:32.965	14:24:24.690	10	McLaren Artura GT4
7	Forsetti Motorsport <i>M. PORTER</i>	2:32.388	14:33:23.496	13	Aston Martin Vantage AMR GT4 Evo

2024 British GT Championship

PAID TEST 1 - WEATHER CONDITIONS



2024 British GT Championship

PAID TEST 2 - CLASSIFICATION

POS	NO	CL	PIC	TEAM / DRIVERS	CAR	TIME	ON	LAPS	GAP	DIFF	MPH
1	6	GT3PA	1	2 Seas Motorsport Ian LOGGIE (GBR) / Phil KEEN (GBR)	Mercedes-AMG GT3 Evo	2:17.177	2	14			114.21
2	78	GT3PA	2	Barwell Motorsport Alex MARTIN (GBR) / Sandy MITCHELL (GBR)	Lamborghini Huracan GT3 Evo2	2:17.765	8	16	0.588	0.588	113.72
3	10	GT3SA	1	Blackthorn Matt TOPHAM (GBR) / Josh ROWLEDGE (GBR)	Aston Martin Vantage AMR GT3 Evo	2:17.962	13	17	0.785	0.197	113.56
4	63	GT3PA	3	Barwell Motorsport Rob COLLARD (GBR) / Ricky COLLARD (GBR)	Lamborghini Huracan GT3 Evo2	2:18.043	12	16	0.866	0.081	113.49
5	3	GT3PA	4	Greystone GT Mike PRICE (GBR) / Callum MACLEOD (GBR)	Mercedes-AMG GT3 Evo	2:18.432	4	16	1.255	0.389	113.17
6	18	GT3PA	5	2 Seas Motorsport Kevin TSE (HKG) / Maximilian GOETZ (DEU)	Mercedes-AMG GT3 Evo	2:18.829	5	12	1.652	0.397	112.85
7	87	GT3PA	6	Blackthorn Giacomo PETROBELLI (ITA) / Jonny ADAM (GBR)	Aston Martin Vantage AMR GT3 Evo	2:19.056	4	18	1.879	0.227	112.67
8	22	GT3SA	2	Century Motorsport Carl CAVERS (GBR) / Lewis PLATO (GBR)	BMW M4 GT3	2:19.115	4	18	1.938	0.059	112.62
9	88	GT3AM	1	Garage 59 Miguel RAMOS (PRT)	McLaren 720S GT3 Evo	2:19.615	7	9	2.438	0.500	112.21
10	77	GT3PA	7	Garage 59 Morgan TILLBROOK (GBR) / Marcus CLUTTON (GBR)	McLaren 720S GT3 Evo	2:20.250	7	10	3.073	0.635	111.71
11	67	GT3SA	3	Orange Racing by JM Simon ORANGE (GBR) / Tom ROCHE (GBR)	McLaren 720S GT3 Evo	2:20.664	12	17	3.487	0.414	111.38
12	59	GT3SA	4	Garage 59 Shaun BALFE (GBR) / Adam SMALLEY (GBR)	McLaren 720S GT3 Evo	2:21.548	6	8	4.371	0.884	110.68
13	15	GT3PA	8	RAM Racing John FERGUSON (GBR) / Raffaele MARCIELLO (CHE)	BMW M4 GT3	2:22.738	7	18	5.561	1.190	109.76
14	9	GT3PA	9	Paddock Motorsport Mark SMITH (USA) / Martin PLOWMAN (GBR)	McLaren 720S GT3 Evo	2:22.769	9	20	5.592	0.031	109.74
15	8	GT3SA	5	Team Abba Racing Richard NEARY (GBR) / Sam NEARY (GBR)	Mercedes-AMG GT3 Evo	2:22.873	11	13	5.696	0.104	109.66
16	32	GT3SA	6	J&S Racing Sacha KAKAD (GBR) / Hugo COOK (GBR)	Audi R8 LMS GT3 EVO II	2:23.393	2	20	6.216	0.520	109.26
17	97	GT3SA	7	Beechdean AMR Andrew HOWARD (GBR) / Jessica HAWKINS (GBR)	Aston Martin Vantage AMR GT3 Evo	2:24.217	6	13	7.040	0.824	108.63
18	27	GT3PA	10	Optimum Motorsport Mark RADCLIFFE (GBR) / Tom GAMBLE (GBR)	McLaren 720S GT3 Evo	2:24.295	13	18	7.118	0.078	108.57
19	2	GT3PA	11	Team RJN Chris BUNCOMBE (GBR) / Alex BUNCOMBE (GBR)	McLaren 720S GT3 Evo	2:25.838	3	12	8.661	1.543	107.43
20	31	GT4PA	1	Team Parker Racing Charles DAWSON (GBR) / Seb MORRIS (GBR)	Mercedes-AMG GT4	2:29.401	7	14	12.224	3.563	104.86
21	90	GT4S	1	Optimum Motorsport Zac MEAKIN (GBR) / Jack BROWN (GBR)	McLaren Artura GT4	2:30.462	11	18	13.285	1.061	104.12
22	20	GT4PA	2	Mahiki Racing Ian DUGGAN (GBR) / Gordie MUTCH (GBR)	Lotus Emira GT4	2:30.502	5	17	13.325	0.040	104.10
23	71	GT4PA	3	Century Motorsport Ravi RAMYAD (GBR) / Charlie ROBERTSON (GBR)	BMW M4 GT4	2:31.141	8	11	13.964	0.639	103.66
24	47	GT4PA	4	Forsetti Motorsport Marc WARREN (GBR) / William ORTON (GBR)	Aston Martin Vantage AMR GT4 Evo	2:31.351	4	18	14.174	0.210	103.51
25	62	GT4S	2	Academy Motorsport Will MOORE (GBR) / Matt NICOLL-JONES (GBR)	Ford Mustang GT4 2024	2:31.633	2	11	14.456	0.282	103.32
26	7	GT4S	3	Forsetti Motorsport Jamie DAY (GBR) / Mikey PORTER (GBR)	Aston Martin Vantage AMR GT4 Evo	2:31.888	3	16	14.711	0.255	103.15
27	12	GT4PA	5	Paddock Motorsport Ed MCDERMOTT (GBR) / Matt COWLEY (GBR)	Mercedes-AMG GT4	2:32.217	3	19	15.040	0.329	102.92
28	56	GT4S	4	DTO Motorsport Stuart MIDDLETON (GBR) / Freddie TOMLINSON (GBR)	Ginetta G56 GT4 Evo	2:32.364	7	12	15.187	0.147	102.82
29	17	GT4S	5	RAM Racing Luca HOPKINSON (USA) / Harry GEORGE (GBR)	Mercedes-AMG GT4	2:32.657	4	14	15.480	0.293	102.63
30	61	GT4S	6	Academy Motorsport Marco SIGNORETTI (CAN) / Erik EVANS (USA)	Ford Mustang GT4 2024	2:32.717	3	17	15.540	0.060	102.59
31	11	GT4S	7	Paddock Motorsport Alex WALKER (GBR) / Adam HATFIELD (GBR)	McLaren Artura GT4	2:32.763	3	12	15.586	0.046	102.56
32	29	GT4PA	6	Century Motorsport Ian GOUGH (GBR) / Tom WRIGLEY (GBR)	BMW M4 GT4	2:32.828	12	13	15.651	0.065	102.51
33	44	GT4PA	7	Toyota Gazoo Racing UK Kavi JUNDU (GBR) / Dan VAUGHAN (GBR)	Toyota GR Supra GT4 Evo	2:33.157	6	14	15.980	0.329	102.29
34	69	GT4PA	8	Mahiki Racing Steven LAKE (GBR) / Nathan HARRISON (GBR)	Lotus Emira GT4	2:33.265	10	11	16.088	0.108	102.22
35	99	GT3PA	12	Greystone GT Andrey BORODIN (ND) / Oliver WEBB (GBR)	McLaren 720S GT3 Evo	2:33.453	2	4	16.276	0.188	102.09
36	58	GT4PA	9	CWS Racing Colin WHITE (GBR) / Thomas HOLLAND (GBR)	Ginetta G56 GT4 Evo	2:33.848	4	15	16.671	0.395	101.83
37	95	GT4S	8	RACELAB Callum DAVIES (GBR) / Sai SANJAY (IND)	McLaren Artura GT4	2:34.625	2	8	17.448	0.777	101.32

Weather / Track : Showers / Damp

These results are provisional until the conclusion of any judicial and technical matters.

Date: 21/06/2024 Start: 16:20 Finish: 17:20

Spa-Francorchamps: 4.3520 miles

Race Director: Peter Daly

Stewards:

Timekeeper: Gethin Rees



Results can be found at www.tsl-timing.com

Printed - 17:26 Friday, 21 June 2024



2024 British GT Championship

PAID TEST 2 - CLASSIFICATION BY CATEGORY

CATEGORY : GT3

POS	NO	CL	TEAM / DRIVERS	CAR	TIME	ON	LAPS	GAP	DIFF	MPH
1	6	GT3PA	2 Seas Motorsport Ian LOGGIE (GBR) / Phil KEEN (GBR)	Mercedes-AMG GT3 Evo	2:17.177	2	14			114.21
2	78	GT3PA	Barwell Motorsport Alex MARTIN (GBR) / Sandy MITCHELL (GBR)	Lamborghini Huracan GT3 Evo2	2:17.765	8	16	0.588	0.588	113.72
3	10	GT3SA	Blackthorn Matt TOPHAM (GBR) / Josh ROWLEDGE (GBR)	Aston Martin Vantage AMR GT3 Evo	2:17.962	13	17	0.785	0.197	113.56
4	63	GT3PA	Barwell Motorsport Rob COLLARD (GBR) / Ricky COLLARD (GBR)	Lamborghini Huracan GT3 Evo2	2:18.043	12	16	0.866	0.081	113.49
5	3	GT3PA	Greystone GT Mike PRICE (GBR) / Callum MACLEOD (GBR)	Mercedes-AMG GT3 Evo	2:18.432	4	16	1.255	0.389	113.17
6	18	GT3PA	2 Seas Motorsport Kevin TSE (HKG) / Maximilian GOETZ (DEU)	Mercedes-AMG GT3 Evo	2:18.829	5	12	1.652	0.397	112.85
7	87	GT3PA	Blackthorn Giacomo PETROBELLI (ITA) / Jonny ADAM (GBR)	Aston Martin Vantage AMR GT3 Evo	2:19.056	4	18	1.879	0.227	112.67
8	22	GT3SA	Century Motorsport Carl CAVERS (GBR) / Lewis PLATO (GBR)	BMW M4 GT3	2:19.115	4	18	1.938	0.059	112.62
9	88	GT3AM	Garage 59 Miguel RAMOS (PRT)	McLaren 720S GT3 Evo	2:19.615	7	9	2.438	0.500	112.21
10	77	GT3PA	Garage 59 Morgan TILLBROOK (GBR) / Marcus CLUTTON (GBR)	McLaren 720S GT3 Evo	2:20.250	7	10	3.073	0.635	111.71
11	67	GT3SA	Orange Racing by JMH Simon ORANGE (GBR) / Tom ROCHE (GBR)	McLaren 720S GT3 Evo	2:20.664	12	17	3.487	0.414	111.38
12	59	GT3SA	Garage 59 Shaun BALFE (GBR) / Adam SMALLEY (GBR)	McLaren 720S GT3 Evo	2:21.548	6	8	4.371	0.884	110.68
13	15	GT3PA	RAM Racing John FERGUSON (GBR) / Raffaele MARCIELLO (CHE)	BMW M4 GT3	2:22.738	7	18	5.561	1.190	109.76
14	9	GT3PA	Paddock Motorsport Mark SMITH (USA) / Martin PLOWMAN (GBR)	McLaren 720S GT3 Evo	2:22.769	9	20	5.592	0.031	109.74
15	8	GT3SA	Team Abba Racing Richard NEARY (GBR) / Sam NEARY (GBR)	Mercedes-AMG GT3 Evo	2:22.873	11	13	5.696	0.104	109.66
16	32	GT3SA	J&S Racing Sacha KAKAD (GBR) / Hugo COOK (GBR)	Audi R8 LMS GT3 EVO II	2:23.393	2	20	6.216	0.520	109.26
17	97	GT3SA	Beechdean AMR Andrew HOWARD (GBR) / Jessica HAWKINS (GBR)	Aston Martin Vantage AMR GT3 Evo	2:24.217	6	13	7.040	0.824	108.63
18	27	GT3PA	Optimum Motorsport Mark RADCLIFFE (GBR) / Tom GAMBLE (GBR)	McLaren 720S GT3 Evo	2:24.295	13	18	7.118	0.078	108.57
19	2	GT3PA	Team RJN Chris BUNCOMBE (GBR) / Alex BUNCOMBE (GBR)	McLaren 720S GT3 Evo	2:25.838	3	12	8.661	1.543	107.43
20	99	GT3PA	Greystone GT Andrey BORODIN (ND) / Oliver WEBB (GBR)	McLaren 720S GT3 Evo	2:33.453	2	4	16.276	7.615	102.09

Weather / Track : Showers / Damp
These results are provisional until the conclusion of any judicial and technical matters.

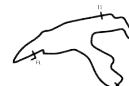
Date: 21/06/2024 Start: 16:20 Finish: 17:20

Spa-Francorchamps: 4.3520 miles

Race Director: Peter Daly

Stewards:

Timekeeper: Gethin Rees



2024 British GT Championship

PAID TEST 2 - CLASSIFICATION BY CATEGORY

CATEGORY : GT4

POS	NO	CL	TEAM / DRIVERS	CAR	TIME	ON	LAPS	GAP	DIFF	MPH
1	31	GT4PA	Team Parker Racing Charles DAWSON (GBR) / Seb MORRIS (GBR)	Mercedes-AMG GT4	2:29.401	7	14			104.86
2	90	GT4S	Optimum Motorsport Zac MEAKIN (GBR) / Jack BROWN (GBR)	McLaren Artura GT4	2:30.462	11	18	1.061	1.061	104.12
3	20	GT4PA	Mahiki Racing Ian DUGGAN (GBR) / Gordie MUTCH (GBR)	Lotus Emira GT4	2:30.502	5	17	1.101	0.040	104.10
4	71	GT4PA	Century Motorsport Ravi RAMYEAD (GBR) / Charlie ROBERTSON (GBR)	BMW M4 GT4	2:31.141	8	11	1.740	0.639	103.66
5	47	GT4PA	Forsetti Motorsport Marc WARREN (GBR) / William ORTON (GBR)	Aston Martin Vantage AMR GT4 Evo	2:31.351	4	18	1.950	0.210	103.51
6	62	GT4S	Academy Motorsport Will MOORE (GBR) / Matt NICOLL-JONES (GBR)	Ford Mustang GT4 2024	2:31.633	2	11	2.232	0.282	103.32
7	7	GT4S	Forsetti Motorsport Jamie DAY (GBR) / Mikey PORTER (GBR)	Aston Martin Vantage AMR GT4 Evo	2:31.888	3	16	2.487	0.255	103.15
8	12	GT4PA	Paddock Motorsport Ed MCDERMOTT (GBR) / Matt COWLEY (GBR)	Mercedes-AMG GT4	2:32.217	3	19	2.816	0.329	102.92
9	56	GT4S	DTO Motorsport Stuart MIDDLETON (GBR) / Freddie TOMLINSON (GBR)	Ginetta G56 GT4 Evo	2:32.364	7	12	2.963	0.147	102.82
10	17	GT4S	RAM Racing Luca HOPKINSON (USA) / Harry GEORGE (GBR)	Mercedes-AMG GT4	2:32.657	4	14	3.256	0.293	102.63
11	61	GT4S	Academy Motorsport Marco SIGNORETTI (CAN) / Erik EVANS (USA)	Ford Mustang GT4 2024	2:32.717	3	17	3.316	0.060	102.59
12	11	GT4S	Paddock Motorsport Alex WALKER (GBR) / Adam HATFIELD (GBR)	McLaren Artura GT4	2:32.763	3	12	3.362	0.046	102.56
13	29	GT4PA	Century Motorsport Ian GOUGH (GBR) / Tom WRIGLEY (GBR)	BMW M4 GT4	2:32.828	12	13	3.427	0.065	102.51
14	44	GT4PA	Toyota Gazoo Racing UK Kavi JUNDU (GBR) / Dan VAUGHAN (GBR)	Toyota GR Supra GT4 Evo	2:33.157	6	14	3.756	0.329	102.29
15	69	GT4PA	Mahiki Racing Steven LAKE (GBR) / Nathan HARRISON (GBR)	Lotus Emira GT4	2:33.265	10	11	3.864	0.108	102.22
16	58	GT4PA	CWS Racing Colin WHITE (GBR) / Thomas HOLLAND (GBR)	Ginetta G56 GT4 Evo	2:33.848	4	15	4.447	0.583	101.83
17	95	GT4S	RACELAB Callum DAVIES (GBR) / Sai SANJAY (IND)	McLaren Artura GT4	2:34.625	2	8	5.224	0.777	101.32

Weather / Track : Showers / Damp

These results are provisional until the conclusion of any judicial and technical matters.

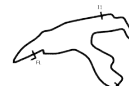
Date: 21/06/2024 Start: 16:20 Finish: 17:20

Spa-Francorchamps: 4.3520 miles

Race Director: Peter Daly

Stewards:

Timekeeper: Gethin Rees



2024 British GT Championship

PAID TEST 2 - CLASSIFICATION BY CLASS

CLASS : GT3 - GT3PA

POS	NO	TEAM / DRIVERS	CAR	TIME	ON	LAPS	GAP	DIFF	MPH
1	6	2 Seas Motorsport Ian LOGGIE (GBR) / Phil KEEN (GBR)	Mercedes-AMG GT3 Evo	2:17.177	2	14			114.21
2	78	Barwell Motorsport Alex MARTIN (GBR) / Sandy MITCHELL (GBR)	Lamborghini Huracan GT3 Evo2	2:17.765	8	16	0.588	0.588	113.72
3	63	Barwell Motorsport Rob COLLARD (GBR) / Ricky COLLARD (GBR)	Lamborghini Huracan GT3 Evo2	2:18.043	12	16	0.866	0.278	113.49
4	3	Greystone GT Mike PRICE (GBR) / Callum MACLEOD (GBR)	Mercedes-AMG GT3 Evo	2:18.432	4	16	1.255	0.389	113.17
5	18	2 Seas Motorsport Kevin TSE (HKG) / Maximilian GOETZ (DEU)	Mercedes-AMG GT3 Evo	2:18.829	5	12	1.652	0.397	112.85
6	87	Blackthorn Giacomo PETROBELLI (ITA) / Jonny ADAM (GBR)	Aston Martin Vantage AMR GT3 Evo	2:19.056	4	18	1.879	0.227	112.67
7	77	Garage 59 Morgan TILLBROOK (GBR) / Marcus CLUTTON (GBR)	McLaren 720S GT3 Evo	2:20.250	7	10	3.073	1.194	111.71
8	15	RAM Racing John FERGUSON (GBR) / Raffaele MARCIELLO (CHE)	BMW M4 GT3	2:22.738	7	18	5.561	2.488	109.76
9	9	Paddock Motorsport Mark SMITH (USA) / Martin PLOWMAN (GBR)	McLaren 720S GT3 Evo	2:22.769	9	20	5.592	0.031	109.74
10	27	Optimum Motorsport Mark RADCLIFFE (GBR) / Tom GAMBLE (GBR)	McLaren 720S GT3 Evo	2:24.295	13	18	7.118	1.526	108.57
11	2	Team RJN Chris BUNCOMBE (GBR) / Alex BUNCOMBE (GBR)	McLaren 720S GT3 Evo	2:25.838	3	12	8.661	1.543	107.43
12	99	Greystone GT Andrey BORODIN (ND) / Oliver WEBB (GBR)	McLaren 720S GT3 Evo	2:33.453	2	4	16.276	7.615	102.09

CLASS : GT3 - GT3SA

POS	NO	TEAM / DRIVERS	CAR	TIME	ON	LAPS	GAP	DIFF	MPH
1	10	Blackthorn Matt TOPHAM (GBR) / Josh ROWLEDGE (GBR)	Aston Martin Vantage AMR GT3 Evo	2:17.962	13	17			113.56
2	22	Century Motorsport Carl CAVERS (GBR) / Lewis PLATO (GBR)	BMW M4 GT3	2:19.115	4	18	1.153	1.153	112.62
3	67	Orange Racing by JMH Simon ORANGE (GBR) / Tom ROCHE (GBR)	McLaren 720S GT3 Evo	2:20.664	12	17	2.702	1.549	111.38
4	59	Garage 59 Shaun BALFE (GBR) / Adam SMALLLEY (GBR)	McLaren 720S GT3 Evo	2:21.548	6	8	3.586	0.884	110.68
5	8	Team Abba Racing Richard NEARY (GBR) / Sam NEARY (GBR)	Mercedes-AMG GT3 Evo	2:22.873	11	13	4.911	1.325	109.66
6	32	J&S Racing Sacha KAKAD (GBR) / Hugo COOK (GBR)	Audi R8 LMS GT3 EVO II	2:23.393	2	20	5.431	0.520	109.26
7	97	Beechdean AMR Andrew HOWARD (GBR) / Jessica HAWKINS (GBR)	Aston Martin Vantage AMR GT3 Evo	2:24.217	6	13	6.255	0.824	108.63

CLASS : GT3 - GT3AM

POS	NO	TEAM / DRIVERS	CAR	TIME	ON	LAPS	GAP	DIFF	MPH
1	88	Garage 59 Miguel RAMOS (PRT)	McLaren 720S GT3 Evo	2:19.615	7	9			112.21

Weather / Track : Showers / Damp

These results are provisional until the conclusion of any judicial and technical matters.

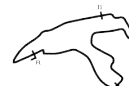
Date: 21/06/2024 Start: 16:20 Finish: 17:20

Spa-Francorchamps: 4.3520 miles

Race Director: Peter Daly

Stewards:

Timekeeper: Gethin Rees



2024 British GT Championship

PAID TEST 2 - CLASSIFICATION BY CLASS

CLASS : GT4 - GT4PA

POS	NO	TEAM / DRIVERS	CAR	TIME	ON	LAPS	GAP	DIFF	MPH
1	31	Team Parker Racing Charles DAWSON (GBR) / Seb MORRIS (GBR)	Mercedes-AMG GT4	2:29.401	7	14			104.86
2	20	Mahiki Racing Ian DUGGAN (GBR) / Gordie MUTCH (GBR)	Lotus Emira GT4	2:30.502	5	17	1.101	1.101	104.10
3	71	Century Motorsport Ravi RAMYEAD (GBR) / Charlie ROBERTSON (GBR)	BMW M4 GT4	2:31.141	8	11	1.740	0.639	103.66
4	47	Forsetti Motorsport Marc WARREN (GBR) / William ORTON (GBR)	Aston Martin Vantage AMR GT4 Evo	2:31.351	4	18	1.950	0.210	103.51
5	12	Paddock Motorsport Ed MCDERMOTT (GBR) / Matt COWLEY (GBR)	Mercedes-AMG GT4	2:32.217	3	19	2.816	0.866	102.92
6	29	Century Motorsport Ian GOUGH (GBR) / Tom WRIGLEY (GBR)	BMW M4 GT4	2:32.828	12	13	3.427	0.611	102.51
7	44	Toyota Gazoo Racing UK Kavi JUNDU (GBR) / Dan VAUGHAN (GBR)	Toyota GR Supra GT4 Evo	2:33.157	6	14	3.756	0.329	102.29
8	69	Mahiki Racing Steven LAKE (GBR) / Nathan HARRISON (GBR)	Lotus Emira GT4	2:33.265	10	11	3.864	0.108	102.22
9	58	CWS Racing Colin WHITE (GBR) / Thomas HOLLAND (GBR)	Ginetta G56 GT4 Evo	2:33.848	4	15	4.447	0.583	101.83

CLASS : GT4 - GT4S

POS	NO	TEAM / DRIVERS	CAR	TIME	ON	LAPS	GAP	DIFF	MPH
1	90	Optimum Motorsport Zac MEAKIN (GBR) / Jack BROWN (GBR)	McLaren Artura GT4	2:30.462	11	18			104.12
2	62	Academy Motorsport Will MOORE (GBR) / Matt NICOLL-JONES (GBR)	Ford Mustang GT4 2024	2:31.633	2	11	1.171	1.171	103.32
3	7	Forsetti Motorsport Jamie DAY (GBR) / Mikey PORTER (GBR)	Aston Martin Vantage AMR GT4 Evo	2:31.888	3	16	1.426	0.255	103.15
4	56	DTO Motorsport Stuart MIDDLETON (GBR) / Freddie TOMLINSON (GBR)	Ginetta G56 GT4 Evo	2:32.364	7	12	1.902	0.476	102.82
5	17	RAM Racing Luca HOPKINSON (USA) / Harry GEORGE (GBR)	Mercedes-AMG GT4	2:32.657	4	14	2.195	0.293	102.63
6	61	Academy Motorsport Marco SIGNORETTI (CAN) / Erik EVANS (USA)	Ford Mustang GT4 2024	2:32.717	3	17	2.255	0.060	102.59
7	11	Paddock Motorsport Alex WALKER (GBR) / Adam HATFIELD (GBR)	McLaren Artura GT4	2:32.763	3	12	2.301	0.046	102.56
8	95	RACELAB Callum DAVIES (GBR) / Sai SANJAY (IND)	McLaren Artura GT4	2:34.625	2	8	4.163	1.862	101.32

Weather / Track : Showers / Damp

These results are provisional until the conclusion of any judicial and technical matters.

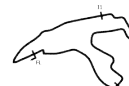
Date: 21/06/2024 Start: 16:20 Finish: 17:20

Spa-Francorchamps: 4.3520 miles

Race Director: Peter Daly

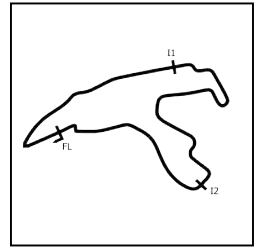
Stewards:

Timekeeper: Gethin Rees



2024 British GT Championship

PAID TEST 2 - SECTOR ANALYSIS



SECTOR 1 = FL to I1, SECTOR 2 = I1 to I2, SECTOR 3 = I2 to FL, DIFF = Difference To Personal Best Lap, P = Crossed Finish Line in Pit Lane, D = Time Disallowed

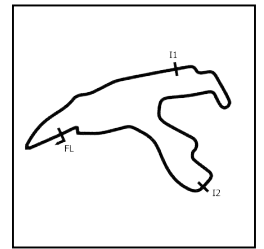
P1		6 GT3PA 2 Seas Motorsport			Mercedes-AMG GT3 Evo			
IDEAL LAP TIME : 2:16.856		BEST LAP TIME : 2:17.177			DIFFERENCE : 0.321			
D1: Ian LOGGIE		D2: Phil KEEN						
LAP	SECTOR 1	SECTOR 2	SECTOR 3	LAP TIME	MPH	DIFF	TIME OF DAY	
1 - D2	OUTLAP	154.6	1:03.851	105.5	35.656	101.2	16:22:20.823	
2 - D2	39.457	160.1	1:02.784	103.8	34.936	100.1	2:17.177 (1) 114.21	
3 - D2	39.361	159.4	1:07.991	101.5	35.509	100.6	2:22.861 (3) 109.66 5.684 16:27:00.861	
4 - D2	39.144	162.8	1:05.594	103.2	38.462	101.8	2:23.200 109.40 6.023 16:29:24.061	
5 - D2	39.136	162.8	1:05.574	104.6	35.334	102.1	2:20.044 (2) 111.87 2.867 16:31:44.105	
6 - D2	39.213	161.3	1:25.883	49.6	IN PIT		3:37.070 P 72.17 1:19.893 16:35:21.175	
7 - D1	OUTLAP	156.0	1:07.096	102.2	36.421	100.7	7:29.262 34.87 5:12.085 16:42:50.437	
8 - D1	39.972	160.1	1:06.602	104.2	36.356	100.1	2:22.930 109.61 5.753 16:45:13.367	
9 - D1	39.821	162.0	1:07.359	101.2	39.783	100.1	2:26.963 106.60 9.786 16:47:40.330	
10 - D1	45.617	156.0	1:07.719	101.2	37.806	100.1	2:31.142 103.66 13.965 16:50:11.472	
11 - D1	41.882	157.9	1:05.340	102.6	IN PIT		2:32.751 P 102.56 15.574 16:52:44.223	
12 - D1	OUTLAP	156.7	1:05.516	103.5	IN PIT		4:34.238 P 57.13 2:17.061 16:57:18.461	
13 - D2	OUTLAP	157.9	1:03.950	104.8	37.067	101.5	4:21.091 60.00 2:03.914 17:01:39.552	
14 - D2	39.348	161.7	1:10.749	73.1	IN PIT		2:44.945 P 94.98 27.768 17:04:24.497	

P2		78 GT3PA Barwell Motorsport			Lamborghini Huracan GT3 Evo2			
IDEAL LAP TIME : 2:17.572		BEST LAP TIME : 2:17.765			DIFFERENCE : 0.193			
D1: Alex MARTIN		D2: Sandy MITCHELL						
LAP	SECTOR 1	SECTOR 2	SECTOR 3	LAP TIME	MPH	DIFF	TIME OF DAY	
1 - D1	OUTLAP	155.7	1:07.649	95.3	37.287	99.1	16:25:44.187	
2 - D1	40.182	160.9	1:04.817	101.6	36.208	97.8	2:21.207 110.95 3.442 16:28:05.394	
3 - D1	39.970	160.9	1:04.490	103.2	35.931	97.6	2:20.391 111.59 2.626 16:30:25.785	
4 - D1	39.981	160.9	1:04.111	103.2	35.452	98.1	2:19.544 (3) 112.27 1.779 16:32:45.329	
5 - D1	1:23.434	50.0	2:07.346	50.0	IN PIT		5:04.663 P 51.42 2:46.898 16:37:49.992	
6 - D2	OUTLAP	159.4	1:05.850	103.7	35.672	98.6	4:09.727 62.73 1:51.962 16:41:59.719	
7 - D2	39.470	162.0	1:03.726	104.0	35.164	98.9	2:18.360 (2) 113.23 0.595 16:44:18.079	
8 - D2	39.446	162.0	1:03.090	103.0	35.229	99.7	2:17.765 (1) 113.72 16:46:35.844	
9 - D2	39.318	162.8	1:05.884	95.0	IN PIT		2:31.671 P 103.29 13.906 16:49:07.515	
10 - D1	OUTLAP	147.4	1:08.987	102.6	35.888	97.9	8:42.343 29.99 6:24.578 16:57:49.858	
11 - D1	40.078	161.7	1:04.956	102.9	35.846	98.1	2:20.880 111.21 3.115 17:00:10.738	
12 - D1	40.236	160.9	1:05.478	83.3	40.933	97.8	2:26.647 106.83 8.882 17:02:37.385	
13 - D1	43.948	114.1	1:24.564	75.7	IN PIT		3:05.458 P 84.48 47.693 17:05:42.843	
14 - D2	OUTLAP	130.3	1:14.289	96.1	41.690	96.5	11:36.839 22.48 9:19.074 17:17:19.682	
15 - D2	42.766	144.3	1:15.345	81.7	41.119	97.6	2:39.230 98.39 21.465 17:19:58.912	
16 - D2	42.662	153.9	1:13.925	96.6	39.406	97.2	2:35.993 100.43 18.228 17:22:34.905	

P3		10 GT3SA Blackthorn			Aston Martin Vantage AMR GT3 Evo			
IDEAL LAP TIME : 2:17.722		BEST LAP TIME : 2:17.962			DIFFERENCE : 0.240			
D1: Matt TOPHAM		D2: Josh ROWLEDGE						
LAP	SECTOR 1	SECTOR 2	SECTOR 3	LAP TIME	MPH	DIFF	TIME OF DAY	
1 - D1	OUTLAP	158.2	1:07.586	104.0	36.713	99.4	16:22:29.578	
2 - D1	40.493	160.9	1:07.329	102.6	36.337	99.1	2:24.159 108.68 6.197 16:24:53.737	
3 - D1	40.365	164.4	1:08.782	102.9	36.092	97.3	2:25.239 107.87 7.277 16:27:18.976	
4 - D1	40.053	163.2	1:07.464	101.0	36.301	98.8	2:23.818 108.93 5.856 16:29:42.794	
5 - D1	40.009	163.2	1:06.822	102.6	35.946	99.7	2:22.777 109.73 4.815 16:32:05.571	
6 - D1	39.859	142.1	1:53.949	49.9	IN PIT		4:12.911 P 61.94 1:54.949 16:36:18.482	
7 - D2	OUTLAP	158.6	1:05.405	96.8	36.566	98.9	9:14.703 28.24 6:56.741 16:45:33.185	
8 - D2	40.279	163.2	1:06.150	101.0	35.930	98.6	2:22.359 110.05 4.397 16:47:55.544	
9 - D2	47.408	137.7	1:07.603	101.9	41.997	99.8	2:37.008 99.78 19.046 16:50:32.552	
10 - D2	42.519	158.2	1:04.613	103.4	36.276	100.1	2:23.408 109.25 5.446 16:52:55.960	
11 - D2	41.718	160.5	1:03.840	103.4	35.854	99.4	2:21.412 (3) 110.79 3.450 16:55:17.372	
12 - D2	40.155	162.8	1:03.303	104.0	35.907	99.5	2:19.365 (2) 112.42 1.403 16:57:36.737	
13 - D2	39.547	163.6	1:03.221	103.7	35.194	99.4	2:17.962 (1) 113.56 16:59:54.699	
14 - D2	39.307	164.8	1:04.964	81.7	IN PIT		2:32.752 P 102.56 14.790 17:02:27.451	
15 - D2	OUTLAP	117.5	1:26.020	77.7	IN PIT		5:01.814 P 51.91 2:43.852 17:07:29.265	
16 - D1	OUTLAP	124.0	1:26.878	84.5	42.625	94.7	11:08.446 23.43 8:50.484 17:18:37.711	
17 - D1	45.120	131.0	1:20.764	89.9	44.372	97.2	2:50.256 92.02 32.294 17:21:27.967	

2024 British GT Championship

PAID TEST 2 - SECTOR ANALYSIS



SECTOR 1 = FL to I1, SECTOR 2 = I1 to I2, SECTOR 3 = I2 to FL, DIFF = Difference To Personal Best Lap, P = Crossed Finish Line in Pit Lane, D = Time Disallowed

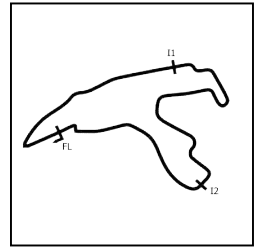
P4 63 GT3PA Barwell Motorsport		Lamborghini Huracan GT3 Evo2						
IDEAL LAP TIME : 2:17.747		BEST LAP TIME : 2:18.043		DIFFERENCE : 0.296				
D1: Rob COLLARD		D2: Ricky COLLARD						
LAP	SECTOR 1	SECTOR 2	SECTOR 3	LAP TIME	MPH	DIFF	TIME OF DAY	
1 - D1	OUTLAP	141.5	1:08.682	101.2	37.253	99.4		
2 - D1	40.438	159.7	1:05.540	101.8	35.827	99.8	16:24:12.635	
3 - D1	39.723	162.0	1:04.994	97.9	35.991	99.5	16:26:34.440	
4 - D1	39.339	163.2	1:04.139	102.9	IN PIT		16:28:55.148	
5 - D1	OUTLAP	156.0	1:05.806	102.9	35.627	101.0	16:31:21.855	
6 - D1	39.940	161.7	1:03.578	103.4	35.778	101.0	12:50.445	
7 - D1	39.280	163.6	1:07.329	101.6	37.668	100.9	2:20.708	
8 - D1	53.689	147.8	1:07.605	102.2	39.923	99.5	110.48	
9 - D1	42.792	153.9	1:06.055	101.6	36.313	101.5	2:24.277	
10 - D1	40.681	161.3	1:03.719	103.4	35.559	100.4	108.59	
11 - D1	39.506	162.8	1:03.951	103.2	35.360	101.0	2:41.217	
12 - D1	39.022	163.6	1:03.874	103.4	35.147	100.6	2:25.160	
13 - D1	39.502	162.8	1:06.655	89.0	IN PIT		107.93	
14 - D2	OUTLAP	112.0	1:25.327	81.9	IN PIT		1:11.94	
15 - D2	OUTLAP	107.7	1:18.293	93.9	40.672	96.8	2:19.959	
16 - D2	43.545	127.5	1:15.456	93.9	41.235	97.3	2:18.817	

P5 3 GT3PA Greystone GT		Mercedes-AMG GT3 Evo						
IDEAL LAP TIME : 2:16.938		BEST LAP TIME : 2:18.432		DIFFERENCE : 1.494				
D1: Mike PRICE		D2: Callum MACLEOD						
LAP	SECTOR 1	SECTOR 2	SECTOR 3	LAP TIME	MPH	DIFF	TIME OF DAY	
1 - D2	OUTLAP	155.3	1:04.969	102.9	40.672	98.8		
2 - D2	39.822	162.0	1:03.747	103.0	35.706	101.0	16:22:34.561	
3 - D2	39.269	164.0	1:06.400	103.8	35.095	99.4	2:19.275	
4 - D2	39.469	163.6	1:03.782	102.2	35.181	99.2	2:20.764	
5 - D2	39.278	165.2	1:05.804	100.3	IN PIT		111.30	
6 - D2	OUTLAP	133.1	1:09.956	101.0	40.076	100.4	2:28.498	
7 - D2	39.340	164.0	1:02.684	103.4	37.217	100.1	105.50	
8 - D2	39.310	163.2	1:02.574	103.5	IN PIT		105.50	
9 - D1	OUTLAP	130.8	1:11.498	102.2	37.606	99.2	23.15	
10 - D1	41.136	157.5	1:05.632	102.9	38.976	99.5	8:58.184	
11 - D1	40.109	141.8	1:13.257	70.7	IN PIT		7.312	
12 - D1	OUTLAP	153.2	1:17.401	92.1	41.798	96.0	2:49.494	
13 - D1	43.691	152.1	1:14.559	93.4	41.261	96.2	92.43	
14 - D1	44.084	128.8	1:16.010	96.9	40.749	95.8	31.062	
15 - D1	43.938	149.7	1:17.502	95.1	40.874	97.1	5:54.849	
16 - D1	44.138	109.8	1:16.808	94.2	IN PIT		44.15	

P6 18 GT3PA 2 Seas Motorsport		Mercedes-AMG GT3 Evo						
IDEAL LAP TIME : 2:18.769		BEST LAP TIME : 2:18.829		DIFFERENCE : 0.060				
D1: Kevin TSE		D2: Maximilian GOETZ						
LAP	SECTOR 1	SECTOR 2	SECTOR 3	LAP TIME	MPH	DIFF	TIME OF DAY	
1 - D1	OUTLAP	154.9	1:06.090	103.4	35.937	99.7		
2 - D1	40.315	160.5	1:05.172	103.0	36.812	99.4	16:23:30.952	
3 - D1	40.243	161.3	1:06.202	103.8	36.791	99.5	2:22.299	
4 - D1	39.684	162.4	1:05.643	104.5	35.293	99.5	2:23.236	
5 - D1	39.744	161.3	1:03.876	104.5	35.209	99.8	2:20.620	
6 - D1	1:26.145	50.0	2:15.401	49.5	IN PIT		111.41	
7 - D1	OUTLAP	156.4	1:10.484	99.2	39.858	100.6	2:20.620	
8 - D1	44.607	156.4	1:07.492	101.9	IN PIT		2:20.620	
9 - D2	OUTLAP	129.3	1:16.603	79.4	45.637	71.2	2:20.620	
10 - D2	49.074	117.3	1:22.379	78.9	IN PIT		2:20.620	
11 - D1	OUTLAP	145.5	1:09.957	100.1	38.857	92.6	2:20.620	
12 - D1	41.968	153.5	1:16.015	79.8	IN PIT		2:20.620	

2024 British GT Championship

PAID TEST 2 - SECTOR ANALYSIS



SECTOR 1 = FL to I1, SECTOR 2 = I1 to I2, SECTOR 3 = I2 to FL, DIFF = Difference To Personal Best Lap, P = Crossed Finish Line in Pit Lane, D = Time Disallowed

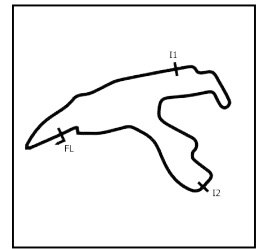
P7 87 GT3PA Blackthorn		Aston Martin Vantage AMR GT3 Evo						
IDEAL LAP TIME : 2:18.921		BEST LAP TIME : 2:19.056		DIFFERENCE : 0.135				
D1: Giacomo PETROBELLI		D2: Jonny ADAM						
LAP	SECTOR 1	SECTOR 2	SECTOR 3	LAP TIME	MPH	DIFF	TIME OF DAY	
1 - D2	OUTLAP	158.2	1:06.868	102.2	36.198	98.9		
2 - D2	40.543	160.5	1:05.584	102.1	35.743	99.5	2:21.870 110.43 2.814 16:22:26.412	
3 - D2	39.752	161.7	1:04.247	102.1	35.427	98.9	2:19.426 (2) 112.37 0.370 16:24:48.282	
4 - D2	39.887	162.8	1:03.787	101.6	35.382	99.2	2:19.056 (1) 112.67 16:29:26.764	
5 - D2	39.971	165.2	1:04.895	102.4	IN PIT		2:28.311 P 105.63 9.255 16:31:55.075	
6 - D1	OUTLAP	156.7	1:06.313	102.9	37.928	99.7	9:42.264 26.90 7:23.208 16:41:37.339	
7 - D1	40.041	161.7	1:05.745	102.6	35.894	98.9	2:21.680 (3) 110.58 2.624 16:43:59.019	
8 - D1	40.419	161.7	1:06.919	104.3	37.066	99.1	2:24.404 108.49 5.348 16:46:23.423	
9 - D1	40.295	161.7	1:05.624	103.0	IN PIT		2:31.666 P 103.30 12.610 16:48:55.089	
10 - D1	OUTLAP	152.1	1:07.130	102.9	IN PIT		6:37.068 P 39.45 4:18.012 16:55:32.157	
11 - D2	OUTLAP	157.9	1:04.821	103.8	IN PIT		4:23.915 P 59.36 2:04.859 16:59:56.072	
12 - D1	OUTLAP	152.1	1:12.853	83.7	42.151	99.1	3:46.107 69.29 1:27.051 17:03:42.179	
13 - D1	45.611	127.3	1:21.984	86.8	IN PIT		2:59.202 P 87.42 40.146 17:06:41.381	
14 - D2	OUTLAP	149.7	1:13.207	94.9	40.534	97.5	4:38.468 56.26 2:19.412 17:11:19.849	
15 - D2	42.983	154.9	1:11.995	97.1	38.914	97.6	2:33.892 101.80 14.836 17:13:53.741	
16 - D2	42.457	159.4	1:12.398	97.5	39.326	97.6	2:34.181 101.61 15.125 17:16:27.922	
17 - D2	42.538	153.5	1:12.596	98.3	IN PIT		2:41.997 P 96.71 22.941 17:19:09.919	
18 - D2	OUTLAP	140.3	1:16.530	91.1	IN PIT		3:31.165 P 74.19 1:12.109 17:22:41.084	

P8 22 GT3SA Century Motorsport		BMW M4 GT3						
IDEAL LAP TIME : 2:18.016		BEST LAP TIME : 2:19.115		DIFFERENCE : 1.099				
D1: Carl CAVERS		D2: Lewis PLATO						
LAP	SECTOR 1	SECTOR 2	SECTOR 3	LAP TIME	MPH	DIFF	TIME OF DAY	
1 - D2	OUTLAP	147.4	1:08.355	92.6	36.205	100.0		
2 - D2	40.269	161.3	1:06.135	104.0	35.929	100.4	2:22.333 110.07 3.218 16:23:12.803	
3 - D2	40.442	159.4	1:04.321	103.8	36.783	100.1	2:21.546 (3) 110.68 2.431 16:25:35.136	
4 - D2	39.339	164.0	1:04.876	105.0	34.900	99.5	2:19.115 (1) 112.62 16:27:56.682	
5 - D2	40.353	160.5	1:03.777	104.8	35.268	99.7	2:19.398 (2) 112.39 0.283 16:30:15.797	
6 - D2	58.110	49.6	2:08.199	49.5	IN PIT		4:40.132 P 55.92 2:21.017 16:32:35.195	
7 - D1	OUTLAP	154.2	1:10.368	97.5	37.491	97.2	5:11.050 50.36 2:51.935 16:37:15.327	
8 - D1	41.014	159.7	1:06.739	100.6	37.351	95.8	2:25.104 107.97 5.989 16:42:26.377	
9 - D1	40.715	160.5	1:08.391	101.3	38.572	97.9	2:27.678 106.09 8.563 16:44:51.481	
10 - D1	44.720	157.5	1:08.145	100.9	37.700	98.8	2:27.678 106.09 8.563 16:47:19.159	
11 - D1	42.602	157.5	1:08.517	100.9	IN PIT		2:30.565 104.05 11.450 16:49:49.724	
12 - D1	OUTLAP	136.6	1:08.836	101.3	38.812	99.2	2:38.323 P 98.95 19.208 16:52:28.047	
13 - D1	40.474	162.0	1:18.026	68.3	IN PIT		9:04.152 28.79 6:45.037 17:01:32.199	
14 - D1	OUTLAP	133.4	1:19.959	83.1	41.716	96.5	3:12.186 P 81.52 53.071 17:04:44.385	
15 - D1	44.512	152.5	1:15.969	94.9	41.061	96.8	6:03.031 43.15 3:43.916 17:10:47.416	
16 - D1	43.491	154.2	1:16.631	93.9	41.466	94.9	2:41.542 96.98 22.427 17:13:28.958	
17 - D1	43.803	153.9	1:15.986	91.6	41.227	94.5	2:41.588 96.95 22.473 17:16:10.546	
18 - D1	44.201	153.5	1:17.273	94.2	IN PIT		2:41.016 97.30 21.901 17:18:51.562	
							2:54.705 P 89.67 35.590 17:21:46.267	

P9 88 GT3AM Garage 59		McLaren 720S GT3 Evo						
IDEAL LAP TIME : 2:19.551		BEST LAP TIME : 2:19.615		DIFFERENCE : 0.064				
D1: Miguel RAMOS								
LAP	SECTOR 1	SECTOR 2	SECTOR 3	LAP TIME	MPH	DIFF	TIME OF DAY	
1 - D1	OUTLAP	153.2	1:07.284	102.6	36.265	98.3		
2 - D1	41.009	156.7	1:08.698	103.0	36.528	97.9	2:26.235 107.13 6.620 16:24:36.170	
3 - D1	40.707	158.6	1:05.472	103.0	36.783	99.2	2:22.962 (3) 109.59 3.347 16:27:02.405	
4 - D1	40.486	161.3	1:05.133	103.5	35.464	98.6	2:21.083 (2) 111.05 1.468 16:29:25.367	
5 - D1	40.261	160.9	1:41.713	56.7	IN PIT		3:56.958 P 66.11 1:37.343 16:31:46.450	
6 - D1	OUTLAP	154.6	1:05.594	101.9	36.325	100.6	8:24.847 31.03 6:05.232 16:35:43.408	
7 - D1	40.142	159.7	1:03.945	104.2	35.528	100.0	2:19.615 (1) 112.21 16:44:08.255	
8 - D1	42.077	149.4	1:09.312	103.8	38.020	100.1	2:29.409 104.86 9.794 16:46:27.870	
9 - D1	45.644	126.8	1:09.516	94.3	IN PIT		2:29.409 104.86 9.794 16:48:57.279	
							2:49.431 P 92.47 29.816 16:51:46.710	

2024 British GT Championship

PAID TEST 2 - SECTOR ANALYSIS



SECTOR 1 = FL to I1, SECTOR 2 = I1 to I2, SECTOR 3 = I2 to FL, DIFF = Difference To Personal Best Lap, P = Crossed Finish Line in Pit Lane, D = Time Disallowed

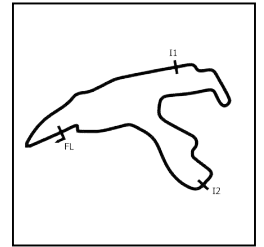
P10 77 GT3PA Garage 59		McLaren 720S GT3 Evo						
IDEAL LAP TIME : 2:19.793		BEST LAP TIME : 2:20.250		DIFFERENCE : 0.457				
D1: Morgan TILLBROOK		D2: Marcus CLUTTON						
LAP	SECTOR 1	SECTOR 2	SECTOR 3	LAP TIME	MPH	DIFF	TIME OF DAY	
1 - D1	OUTLAP	154.2	1:07.421	101.2	36.400	99.8		
2 - D1	40.465	158.2	1:04.886	101.8	35.969	99.4	2:21.320 (3)	
3 - D1	41.893	154.2	1:06.443	94.2	37.221	100.7	2:25.557	
4 - D1	39.995	160.1	1:04.392	102.7	35.888	98.3	2:20.275 (2)	
5 - D1	41.733	159.7	1:06.536	104.8	IN PIT		2:50.831 P	
6 - D1	OUTLAP	154.2	1:04.766	104.8	36.356	100.9	8:38.082	
7 - D1	39.882	160.1	1:04.100	103.5	36.268	101.3	2:20.250 (1)	
8 - D1	39.805	159.0	1:04.464	104.0	37.273	101.0	2:21.542	
9 - D1	49.527	151.1	1:08.612	100.1	IN PIT		2:50.620 P	
10 - D2	OUTLAP	155.3	1:16.674	78.5	IN PIT		15:15.060 P	

P11 67 GT3SA Orange Racing by JMH		McLaren 720S GT3 Evo						
IDEAL LAP TIME : 2:20.459		BEST LAP TIME : 2:20.664		DIFFERENCE : 0.205				
D1: Simon ORANGE		D2: Tom ROCHE						
LAP	SECTOR 1	SECTOR 2	SECTOR 3	LAP TIME	MPH	DIFF	TIME OF DAY	
1 - D1	OUTLAP	153.2	1:08.437	99.1	38.412	96.8		
2 - D1	41.119	157.9	1:07.380	101.3	36.952	96.6	2:25.451	
3 - D1	41.346	157.9	1:08.484	102.2	37.147	97.6	2:26.977	
4 - D1	41.321	157.5	1:07.307	100.6	36.790	96.4	2:25.418	
5 - D1	41.383	157.5	1:06.610	102.1	36.265	97.1	2:24.258 (2)	
6 - D1	41.277	157.9	2:05.353	49.3	IN PIT		4:25.372 P	
7 - D1	OUTLAP	156.4	1:05.918	102.9	36.996	97.6	7:59.888	
8 - D1	41.388	157.9	1:06.014	91.6	37.022	97.6	2:24.424 (3)	
9 - D1	42.877	150.8	1:06.883	103.7	36.868	98.5	2:26.628	
10 - D1	42.788	144.6	1:06.340	103.0	IN PIT		2:37.348 P	
11 - D2	OUTLAP	157.9	1:05.551	102.6	35.960	98.8	6:50.707	
12 - D2	40.228	160.5	1:04.395	102.2	36.041	98.1	2:20.664 (1)	
13 - D2	40.104	162.4	1:15.833	78.6	IN PIT		2:50.216 P	
14 - D2	OUTLAP	134.2	1:16.726	94.2	41.032	97.2	7:01.356	
15 - D2	44.117	146.5	1:13.217	96.9	51.390	96.5	2:48.724	
16 - D2	43.997	142.4	1:13.676	95.5	40.949	97.5	2:38.622	
17 - D2	44.446	136.6	1:15.316	95.4	IN PIT		2:53.694 P	

P12 59 GT3SA Garage 59		McLaren 720S GT3 Evo						
IDEAL LAP TIME : 2:21.548		BEST LAP TIME : 2:21.548		DIFFERENCE : 0.000				
D1: Shaun BALFE		D2: Adam SMALLEY						
LAP	SECTOR 1	SECTOR 2	SECTOR 3	LAP TIME	MPH	DIFF	TIME OF DAY	
1 - D1	OUTLAP	143.7	1:10.099	94.2	40.652	97.8		
2 - D1	40.864	155.3	2:05.596	51.1	IN PIT		4:20.119 P	
3 - D1	OUTLAP	135.2	2:07.640	49.1	IN PIT		7:51.473 P	
4 - D1	OUTLAP	137.7	1:10.205	100.1	39.664	98.2	6:59.841	
5 - D1	40.796	156.4	1:04.695	87.6	37.990	100.0	2:23.481 (2)	
6 - D1	40.115	159.4	1:04.508	100.4	36.925	98.9	2:21.548 (1)	
7 - D1	50.012	122.2	1:10.897	91.9	IN PIT		2:49.867 P	
8 - D2	OUTLAP	156.4	1:11.791	83.3	IN PIT		13:30.063 P	

2024 British GT Championship

PAID TEST 2 - SECTOR ANALYSIS



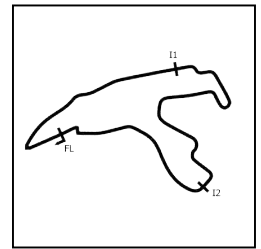
SECTOR 1 = FL to I1, SECTOR 2 = I1 to I2, SECTOR 3 = I2 to FL, DIFF = Difference To Personal Best Lap, P = Crossed Finish Line in Pit Lane, D = Time Disallowed

P13 15 GT3PA RAM Racing		BMW M4 GT3					
IDEAL LAP TIME : 2:19.532		BEST LAP TIME : 2:22.738		DIFFERENCE : 3.206			
D1: John FERGUSON		D2: Raffaele MARCIELLO					
LAP	SECTOR 1	SECTOR 2	SECTOR 3	LAP TIME	MPH	DIFF	TIME OF DAY
1 - D1	OUTLAP	157.1	1:10.788	98.5	37.700	98.3	
2 - D1	40.666	159.4	1:06.745	102.9	IN PIT		
3 - D1	OUTLAP	156.7	1:10.718	95.4	41.023	100.4	
4 - D1	40.394	161.7	1:06.207	94.5	36.823	100.3	
5 - D1	39.931	162.4	1:35.648	49.9	IN PIT		
6 - D1	OUTLAP	160.1	1:07.571	100.6	37.339	100.9	
7 - D1	40.242	160.9	1:06.315	103.2	36.181	99.5	2:22.738 (1)
8 - D1	40.499	157.5	1:06.838	99.5	41.777	99.7	
9 - D1	46.494	132.6	1:10.224	100.4	38.024	100.6	
10 - D1	41.326	153.2	1:06.941	104.3	36.221	100.1	
11 - D1	41.062	162.0	1:06.104	102.9	36.304	98.9	
12 - D1	40.192	162.8	1:05.514	103.4	IN PIT		
13 - D2	OUTLAP	163.2	1:04.284	106.0	47.877	101.9	
14 - D2	39.067	164.4	1:09.032	80.7	IN PIT		
15 - D2	OUTLAP	142.4	1:13.486	96.4	IN PIT		
16 - D2	OUTLAP	138.9	1:12.030	96.1	IN PIT		
17 - D2	OUTLAP	156.0	1:12.624	99.4	39.177	98.2	
18 - D2	41.885	157.5	1:12.723	97.5	38.911	98.2	

P14 9 GT3PA Paddock Motorsport		McLaren 720S GT3 Evo					
IDEAL LAP TIME : 2:21.617		BEST LAP TIME : 2:22.769		DIFFERENCE : 1.152			
D1: Mark SMITH		D2: Martin PLOWMAN					
LAP	SECTOR 1	SECTOR 2	SECTOR 3	LAP TIME	MPH	DIFF	TIME OF DAY
1 - D1	OUTLAP	152.1	1:09.059	99.8	38.464	98.1	
2 - D1	41.509	157.5	1:07.071	102.2	37.009	97.9	
3 - D1	41.537	157.5	1:08.635	98.3	36.366	99.1	
4 - D1	40.666	157.9	1:05.940	101.2	36.518	97.8	
5 - D1	41.266	153.9	1:06.575	102.4	36.470	98.5	
6 - D1	1:09.968	49.6	2:08.380	49.7	IN PIT		
7 - D1	OUTLAP	140.9	1:07.911	100.9	35.998	98.8	
8 - D1	41.701	156.0	1:06.971	97.6	37.299	98.9	
9 - D1	40.965	157.5	1:05.638	103.7	36.166	98.5	2:22.769 (1)
10 - D1	41.410	156.7	1:06.399	104.3	37.555	98.8	
11 - D1	43.832	153.9	1:08.437	94.2	39.062	97.8	
12 - D1	42.437	158.6	1:08.285	101.0	37.199	98.9	
13 - D1	41.785	157.1	1:05.613	102.7	36.159	99.4	
14 - D1	40.532	159.7	1:06.189	102.9	36.058	98.8	
15 - D1	41.300	157.9	1:05.087	103.0	37.131	99.2	
16 - D1	41.592	140.3	1:15.038	81.9	IN PIT		
17 - D2	OUTLAP	134.2	1:15.303	93.7	40.305	97.6	
18 - D2	43.701	136.6	1:13.313	96.8	39.640	97.1	
19 - D2	42.816	152.1	1:14.990	96.1	40.908	97.3	
20 - D2	43.296	151.1	1:13.469	93.5	IN PIT		

2024 British GT Championship

PAID TEST 2 - SECTOR ANALYSIS



SECTOR 1 = FL to I1, SECTOR 2 = I1 to I2, SECTOR 3 = I2 to FL, DIFF = Difference To Personal Best Lap, P = Crossed Finish Line in Pit Lane, D = Time Disallowed

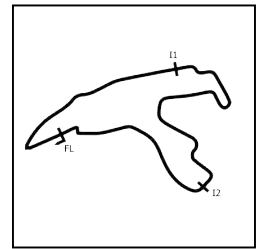
P15		8 GT3SA		Team Abba Racing		Mercedes-AMG GT3 Evo					
IDEAL LAP TIME : 2:19.866		BEST LAP TIME : 2:22.873		DIFFERENCE : 3.007							
D1: Richard NEARY		D2: Sam NEARY									
LAP	SECTOR 1	SECTOR 2		SECTOR 3		LAP TIME	MPH	DIFF	TIME OF DAY		
1 - D1	OUTLAP	148.4	1:08.454	98.2	37.074	98.9			16:22:49.048		
2 - D1	40.985	157.5	1:06.986	90.5	36.713	98.5		1.811	16:25:13.732		
3 - D1	40.694	156.4	1:06.934	99.8	IN PIT		2:34.464 P	11.591	16:27:48.196		
4 - D2	OUTLAP	159.7	1:04.371	104.8	35.726	100.3	3:57.258	66.03	1:34.385	16:31:45.454	
5 - D2	39.769	160.1	1:32.266	49.8	IN PIT		3:44.124 P	69.90	1:21.251	16:35:29.578	
6 - D1	OUTLAP	154.2	1:09.395	87.9	40.688	97.8	7:50.464	33.30	5:27.591	16:43:20.042	
7 - D1	43.644	151.8	1:07.232	100.6	36.962	99.1	2:27.838	105.97	4.965	16:45:47.880	
8 - D1	41.507	158.6	1:05.896	102.6	36.724	98.8	2:24.127	108.70	1.254	16:48:12.007	
9 - D1	42.839	157.1	1:08.467	100.3	37.853	98.3	2:29.159	105.03	6.286	16:50:41.166	
10 - D1	42.396	156.4	1:04.734	103.0	36.153	99.5	2:23.283 (2)	109.34	0.410	16:53:04.449	
11 - D1	42.096	158.2	1:04.631	103.8	36.146	98.1	2:22.873 (1)	109.66		16:55:27.322	
12 - D1	41.408	157.1	1:05.946	104.3	36.286	99.5	2:23.640 (3)	109.07	0.767	16:57:50.962	
13 - D1	40.850	158.2	1:07.015	94.1	IN PIT		2:34.268 P	101.56	11.395	17:00:25.230	

P16		32 GT3SA		J&S Racing		Audi R8 LMS GT3 EVO II					
IDEAL LAP TIME : 2:18.497		BEST LAP TIME : 2:23.393		DIFFERENCE : 4.896							
D1: Sacha KAKAD		D2: Hugo COOK									
LAP	SECTOR 1	SECTOR 2		SECTOR 3		LAP TIME	MPH	DIFF	TIME OF DAY		
1 - D2	OUTLAP	131.5	1:04.972	104.0	35.111	99.5			16:22:22.597		
2 - D2	39.400	163.2	1:03.986	102.2	40.007	100.7	2:23.393 (1)	109.26		16:24:45.990	
3 - D2	39.508	161.3	1:04.345	102.9	IN PIT		2:27.302 P	106.36	3.909	16:27:13.292	
4 - D1	OUTLAP	156.7	1:07.620	103.5	36.340	98.2	3:25.311	76.31	1:01.918	16:30:38.603	
5 - D1	40.648	159.4	1:05.575	102.6	36.842	97.3	2:23.065	109.51		16:33:01.668	
6 - D1	1:35.005	49.0	2:11.226	48.9	IN PIT		5:21.310 P	48.76	2:57.917	16:38:22.978	
7 - D1	OUTLAP	157.5	1:07.028	102.4	36.433	98.9	3:08.120	83.28	44.727	16:41:31.098	
8 - D1	41.292	154.9	1:06.911	103.2	37.013	98.2	2:25.216	107.89	1.823	16:43:56.314	
9 - D1	41.214	133.1	1:08.315	102.2	38.253	98.6	2:27.782	106.01	4.389	16:46:24.096	
10 - D1	41.346	158.2	1:07.286	100.7	36.983	99.1	2:25.615	107.59	2.222	16:48:49.711	
11 - D1	46.457	150.4	1:07.650	101.2	36.721	98.5	2:30.828	103.87	7.435	16:51:20.539	
12 - D1	42.215	157.9	1:05.886	101.9	36.624	98.9	2:24.725 (2)	108.25	1.332	16:53:45.264	
13 - D1	41.528	160.5	1:06.191	90.9	37.120	97.3	2:24.839 (3)	108.17	1.446	16:56:10.103	
14 - D1	42.490	157.5	1:05.822	102.2	IN PIT		2:36.641 P	100.02	13.248	16:58:46.744	
15 - D2	OUTLAP	159.7	1:07.497	87.4	IN PIT		4:28.502 P	58.35	2:05.109	17:03:15.246	
16 - D2	OUTLAP	140.3	1:13.533	91.8	39.867	96.0	5:50.225	44.73	3:26.832	17:09:05.471	
17 - D2	44.321	140.3	1:12.990	96.4	41.545	97.3	2:38.856	98.62	15.463	17:11:44.327	
18 - D2	43.450	129.8	1:12.527	97.1	IN PIT		2:44.980 P	94.96	21.587	17:14:29.307	
19 - D1	OUTLAP	138.0	1:15.141	96.5	40.741	95.0	3:57.058	66.09	1:33.665	17:18:26.365	
20 - D1	43.895	154.6	1:15.206	95.1	39.731	94.9	2:38.832	98.64	15.439	17:21:05.197	

P17		97 GT3SA		Beechdean AMR		Aston Martin Vantage AMR GT3 Evo					
IDEAL LAP TIME : 2:24.217		BEST LAP TIME : 2:24.217		DIFFERENCE : 0.000							
D1: Andrew HOWARD		D2: Jessica HAWKINS									
LAP	SECTOR 1	SECTOR 2		SECTOR 3		LAP TIME	MPH	DIFF	TIME OF DAY		
1 - D1	OUTLAP	156.7	1:11.216	99.1	37.530	97.6			16:23:55.634		
2 - D1	40.818	153.2	1:08.228	99.7	38.808	96.6	2:27.854 (3)	105.96	3.637	16:26:23.488	
3 - D1	41.115	160.9	1:07.663	100.6	37.608	97.2	2:26.386 (2)	107.02	2.169	16:28:49.874	
4 - D1	40.579	160.9	1:10.847	96.2	IN PIT		2:40.220 P	97.78	16.003	16:31:30.094	
5 - D1	OUTLAP	157.1	1:07.153	99.7	37.262	98.1	9:57.291	26.23	7:33.074	16:41:27.385	
6 - D1	40.405	159.7	1:07.010	99.2	36.802	98.5	2:24.217 (1)	108.63		16:43:51.602	
7 - D1	44.251	155.3	1:07.459	96.2	IN PIT		2:41.267 P	97.15	17.050	16:46:32.869	
8 - D1	OUTLAP	146.5	1:10.849	95.3	IN PIT		7:54.077 P	33.04	5:29.860	16:54:26.946	
9 - D2	OUTLAP	155.7	1:12.304	95.5	IN PIT		4:36.514 P	56.66	2:12.297	16:59:03.460	
10 - D2	OUTLAP	158.2	1:14.662	74.8	IN PIT		5:47.002 P	45.15	3:22.785	17:04:50.462	
11 - D2	OUTLAP	152.8	1:15.833	90.9	40.724	94.6	5:46.004	45.28	3:21.787	17:10:36.466	
12 - D2	44.083	155.3	1:15.702	92.6	39.719	96.1	2:39.504	98.22	15.287	17:13:15.970	
13 - D2	43.900	157.5	1:15.496	90.8	IN PIT		2:50.631 P	91.82	26.414	17:16:06.601	

2024 British GT Championship

PAID TEST 2 - SECTOR ANALYSIS



SECTOR 1 = FL to I1, SECTOR 2 = I1 to I2, SECTOR 3 = I2 to FL, DIFF = Difference To Personal Best Lap, P = Crossed Finish Line in Pit Lane, D = Time Disallowed

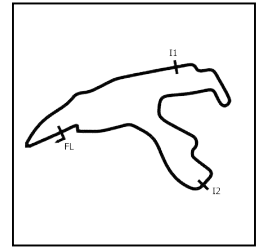
P18 27 GT3PA Optimum Motorsport		McLaren 720S GT3 Evo						
IDEAL LAP TIME : 2:23.592		BEST LAP TIME : 2:24.295		DIFFERENCE : 0.703				
D1: Mark RADCLIFFE		D2: Tom GAMBLE						
LAP	SECTOR 1	SECTOR 2	SECTOR 3	LAP TIME	MPH	DIFF	TIME OF DAY	
1 - D1	OUTLAP	152.5	1:14.196	98.2	39.645	97.9		
2 - D1	42.665	154.9	1:09.105	100.7	38.615	97.5	2:30.385 104.18	
3 - D1	OUTLAP	155.3	1:07.454	101.5	38.003	98.5	7:01.379 37.18	
4 - D1	1:06.580	49.6	2:08.134	49.7	IN PIT		4:50.014 P 54.02	
5 - D1	OUTLAP	155.3	1:06.698	102.4	37.249	99.1	2:25.719 16:37:25.017	
6 - D1	42.044	130.0	1:08.063	102.2	37.684	99.2	4:05.500 63.81	
7 - D1	41.962	140.3	1:09.314	101.0	38.090	98.6	1:41.205 16:41:30.517	
8 - D1	42.036	156.4	1:10.778	97.2	38.695	99.1	2:27.791 106.01	
9 - D1	46.813	124.5	1:09.223	101.2	40.775	97.5	2:29.366 104.89	
10 - D1	43.904	137.2	1:08.653	101.2	37.687	100.0	2:31.509 103.40	
11 - D1	42.382	157.5	1:06.639	102.7	37.093	99.8	2:30.244 104.28	
12 - D1	41.403	157.9	1:06.182	102.9	36.887	100.0	2:30.244 104.28	
13 - D1	41.127	158.6	1:05.578	104.2	37.590	100.0	2:24.295 (1) 108.57	
14 - D1	41.216	145.5	1:17.939	76.1	IN PIT		2:24.295 (1) 108.57	
15 - D1	OUTLAP	128.5	1:19.409	86.0	42.423	97.1	28.09 6:53.279 17:10:38.693	
16 - D1	44.113	137.2	1:15.269	90.0	42.192	96.6	9:17.574 P 28.09	
17 - D1	44.639	142.1	1:17.434	95.4	41.425	97.8	3:05.140 84.62	
18 - D1	44.369	144.3	1:16.820	93.3	41.787	97.5	2:41.574 96.96	
							2:43.498 95.82	
							19.203 17:19:08.905	
							2:42.976 96.13	
							18.681 17:21:51.881	

P19 2 GT3PA Team RJN		McLaren 720S GT3 Evo						
IDEAL LAP TIME : 2:25.628		BEST LAP TIME : 2:25.838		DIFFERENCE : 0.210				
D1: Chris BUNCOMBE		D2: Alex BUNCOMBE						
LAP	SECTOR 1	SECTOR 2	SECTOR 3	LAP TIME	MPH	DIFF	TIME OF DAY	
1 - D1	OUTLAP	100.3	1:15.187	98.1	39.439	95.8		
2 - D1	43.075	152.8	1:09.692	101.2	37.160	97.1	2:29.927 (2) 104.50	
3 - D1	41.484	156.7	1:06.984	97.5	37.370	97.8	4.089 16:29:36.885	
4 - D1	42.017	132.6	1:52.635	49.7	IN PIT		2:25.838 (1) 107.43	
5 - D1	OUTLAP	76.6	1:20.735	89.0	IN PIT		16:32:02.723	
6 - D1	42.017	132.6	1:52.635	49.7	IN PIT		4:13.366 P 61.83	
7 - D1	OUTLAP	76.6	1:20.735	89.0	IN PIT		1:47.528 16:36:16.089	
8 - D1	OUTLAP	76.6	1:20.735	89.0	IN PIT		14:15.634 P 18.31	
9 - D1	OUTLAP	76.6	1:20.735	89.0	IN PIT		11:49.796 16:50:31.723	
10 - D1	OUTLAP	146.8	1:13.302	95.0	41.320	94.9	18.31 11:49.796	
11 - D1	44.386	150.1	1:14.269	94.5	IN PIT		54.31 2:22.639 16:55:20.200	
12 - D1	OUTLAP	153.2	1:09.800	81.8	IN PIT		2:47.352 P 93.62	
13 - D1	OUTLAP	153.2	1:09.800	81.8	IN PIT		2:47.352 P 93.62	
14 - D1	OUTLAP	153.2	1:09.800	81.8	IN PIT		2:47.352 P 93.62	
15 - D1	OUTLAP	153.2	1:09.800	81.8	IN PIT		4:57.657 P 52.63	
16 - D1	OUTLAP	140.6	1:18.514	91.0	41.286	94.9	2:31.819 17:03:05.209	
17 - D1	44.270	148.1	1:15.741	94.5	40.842	92.0	9:50.996 26.51	
18 - D1	44.452	145.5	1:21.617	76.9	46.094	94.9	7:25.158 17:12:56.205	
19 - D1	44.510	149.4	1:15.779	93.3	41.608	94.9	2:40.853 (3) 97.40	
20 - D1	44.510	149.4	1:15.779	93.3	41.608	94.9	15.015 17:15:37.058	
21 - D1	44.510	149.4	1:15.779	93.3	41.608	94.9	2:52.163 91.00	
22 - D1	44.510	149.4	1:15.779	93.3	41.608	94.9	26.325 17:18:29.221	
23 - D1	44.510	149.4	1:15.779	93.3	41.608	94.9	2:41.897 96.77	
24 - D1	44.510	149.4	1:15.779	93.3	41.608	94.9	16.059 17:21:11.118	

P20 31 GT4PA Team Parker Racing		Mercedes-AMG GT4						
IDEAL LAP TIME : 2:29.401		BEST LAP TIME : 2:29.401		DIFFERENCE : 0.000				
D1: Charles DAWSON		D2: Seb MORRIS						
LAP	SECTOR 1	SECTOR 2	SECTOR 3	LAP TIME	MPH	DIFF	TIME OF DAY	
1 - D1	OUTLAP	147.8	1:11.653	94.3	39.934	90.8		
2 - D1	43.557	150.8	1:10.708	93.7	39.742	89.4	2:34.007 101.73	
3 - D1	43.274	151.8	1:10.076	93.9	39.440	88.5	4.606 16:25:43.620	
4 - D1	43.180	152.5	1:09.803	93.7	39.209	88.8	2:32.790 (3) 102.54	
5 - D1	43.064	151.8	1:10.708	94.6	IN PIT		3.389 16:28:16.410	
6 - D1	OUTLAP	102.6	1:15.840	91.1	43.182	91.9	2:32.192 (2) 102.94	
7 - D1	OUTLAP	102.6	1:15.840	91.1	43.182	91.9	2:32.192 (2) 102.94	
8 - D1	OUTLAP	102.6	1:15.840	91.1	43.182	91.9	2:52.980 P 90.57	
9 - D1	OUTLAP	102.6	1:15.840	91.1	43.182	91.9	2:52.980 P 90.57	
10 - D1	OUTLAP	102.6	1:15.840	91.1	43.182	91.9	2:52.980 P 90.57	
11 - D1	OUTLAP	102.6	1:15.840	91.1	43.182	91.9	10:03.115 25.97	
12 - D1	OUTLAP	102.6	1:15.840	91.1	43.182	91.9	7:33.714 16:43:44.697	
13 - D1	OUTLAP	102.6	1:15.840	91.1	43.182	91.9	2:29.401 (1) 104.86	
14 - D1	OUTLAP	102.6	1:15.840	91.1	43.182	91.9	2:29.401 (1) 104.86	
15 - D1	OUTLAP	102.6	1:15.840	91.1	43.182	91.9	2:58.250 P 87.89	
16 - D1	OUTLAP	102.6	1:15.840	91.1	43.182	91.9	28.849 16:49:12.348	
17 - D1	OUTLAP	149.1	1:11.128	94.1	41.978	88.8	12:11.886 21.40	
18 - D1	44.372	150.8	1:19.625	52.2	IN PIT		9:42.485 17:01:24.234	
19 - D1	44.372	150.8	1:19.625	52.2	IN PIT		3:07.948 P 83.36	
20 - D1	44.372	150.8	1:19.625	52.2	IN PIT		38.547 17:04:32.182	
21 - D1	44.372	150.8	1:19.625	52.2	IN PIT		7:14.121 36.09	
22 - D1	46.987	130.5	1:19.651	86.5	44.011	87.4	4:44.720 17:11:46.303	
23 - D1	47.472	111.1	1:26.734	64.8	46.787	89.5	2:50.649 91.81	
24 - D1	46.933	143.0	1:18.821	90.9	43.292	87.9	3:00.993 86.56	
25 - D1	46.933	143.0	1:18.821	90.9	43.292	87.9	2:49.046 92.68	
26 - D1	46.933	143.0	1:18.821	90.9	43.292	87.9	19.645 17:20:26.991	

2024 British GT Championship

PAID TEST 2 - SECTOR ANALYSIS



SECTOR 1 = FL to I1, SECTOR 2 = I1 to I2, SECTOR 3 = I2 to FL, DIFF = Difference To Personal Best Lap, P = Crossed Finish Line in Pit Lane, D = Time Disallowed

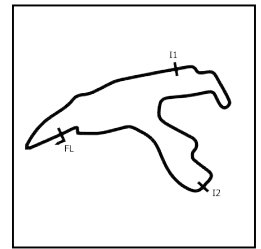
P21 90 GT4S Optimum Motorsport		McLaren Artura GT4						
IDEAL LAP TIME : 2:29.982		BEST LAP TIME : 2:30.462		DIFFERENCE : 0.480				
D1: Zac MEAKIN		D2: Jack BROWN						
LAP	SECTOR 1	SECTOR 2	SECTOR 3	LAP TIME	MPH	DIFF	TIME OF DAY	
1 - D1	OUTLAP	146.5	1:11.710	93.5	IN PIT		16:23:09.112	
2 - D1	OUTLAP	148.1	1:09.786	94.7	IN PIT		16:27:28.857	
3 - D1	OUTLAP	144.9	1:10.192	94.9	38.611	91.1	16:31:43.856	
4 - D1	43.517	148.4	1:33.460	50.1	IN PIT		16:35:34.194	
5 - D1	OUTLAP	147.4	1:09.076	95.1	39.216	90.3	16:43:03.920	
6 - D1	43.197	149.4	1:09.264	92.4	38.650	90.6	16:45:35.031	
7 - D1	43.108	149.1	1:08.842	93.9	38.640	90.9	16:48:05.621	
8 - D1	44.639	146.2	1:09.444	93.8	IN PIT		16:50:46.550	
9 - D2	OUTLAP	145.2	1:10.368	95.0	38.880	90.3	16:54:25.903	
10 - D2	43.338	149.7	1:09.856	94.7	38.407	90.3	16:56:57.504	
11 - D2	43.093	148.4	1:09.051	94.3	38.318	90.6	16:59:27.966	
12 - D2	42.822	149.7	1:09.140	93.7	40.963	90.8	17:02:00.891	
13 - D2	43.084	148.7	1:16.370	76.9	43.989	90.3	17:04:44.334	
14 - D2	47.797	107.3	1:27.316	74.6	IN PIT		17:07:57.285	
15 - D2	OUTLAP	120.6	1:18.878	87.9	42.609	89.2	17:13:47.460	
16 - D2	46.647	138.9	1:17.726	88.0	42.517	87.9	17:16:34.350	
17 - D2	46.704	133.6	1:17.806	90.1	42.437	89.2	17:19:21.297	
18 - D2	46.802	132.8	1:17.659	91.6	42.361	89.3	17:22:08.119	

P22 20 GT4PA Mahiki Racing		Lotus Emira GT4						
IDEAL LAP TIME : 2:30.502		BEST LAP TIME : 2:30.502		DIFFERENCE : 0.000				
D1: Ian DUGGAN		D2: Gordie MUTCH						
LAP	SECTOR 1	SECTOR 2	SECTOR 3	LAP TIME	MPH	DIFF	TIME OF DAY	
1 - D2	OUTLAP	139.5	1:12.482	94.6	40.553	91.8	16:22:42.885	
2 - D2	43.824	148.4	1:10.061	95.7	38.686	90.9	16:25:15.456	
3 - D2	43.679	149.1	1:10.682	95.5	42.045	90.6	16:27:51.862	
4 - D2	43.727	148.7	1:09.506	97.2	38.211	90.8	16:30:23.306	
5 - D2	43.308	149.7	1:09.065	96.8	38.129	90.9	16:32:53.808	
6 - D2	1:23.212	49.7	2:14.603	50.0	IN PIT		16:38:04.471	
7 - D1	OUTLAP	139.8	1:16.105	91.9	42.565	90.5	16:42:43.974	
8 - D1	45.726	144.0	1:14.313	91.0	41.915	89.9	16:45:25.928	
9 - D1	46.078	128.0	1:12.758	91.8	40.444	89.5	16:48:05.208	
10 - D1	47.033	123.5	1:14.854	93.2	41.168	90.4	16:50:48.263	
11 - D1	46.637	145.2	1:12.889	93.5	40.682	89.7	16:53:28.471	
12 - D1	46.182	146.2	1:12.810	94.6	39.851	89.5	16:56:07.314	
13 - D1	45.430	143.3	1:12.224	95.3	39.714	90.6	16:58:44.682	
14 - D1	44.590	147.1	1:11.211	95.3	39.850	90.8	17:01:20.333	
15 - D1	45.643	140.3	1:21.691	61.9	IN PIT		17:04:43.035	
16 - D1	OUTLAP	114.1	1:27.847	78.0	47.686	86.1	17:18:11.215	
17 - D1	51.744	106.8	1:26.033	82.0	IN PIT		17:21:26.360	

P23 71 GT4PA Century Motorsport		BMW M4 GT4						
IDEAL LAP TIME : 2:30.560		BEST LAP TIME : 2:31.141		DIFFERENCE : 0.581				
D1: Ravi RAMYEAD		D2: Charlie ROBERTSON						
LAP	SECTOR 1	SECTOR 2	SECTOR 3	LAP TIME	MPH	DIFF	TIME OF DAY	
1 - D1	OUTLAP	144.9	1:16.075	92.5	40.799	89.7	16:24:15.317	
2 - D1	43.378	149.7	1:09.427	96.5	38.875	89.5	16:26:46.997	
3 - D1	43.346	151.1	1:09.591	94.5	38.976	89.2	16:29:18.910	
4 - D1	43.475	151.1	1:15.004	95.0	43.436	90.9	16:32:00.825	
5 - D1	43.272	151.8	1:50.237	49.9	IN PIT		16:36:13.232	
6 - D2	OUTLAP	146.2	1:10.730	96.0	39.127	88.8	16:42:06.444	
7 - D2	43.828	149.1	1:09.897	81.3	39.599	89.1	16:44:39.768	
8 - D2	43.478	149.7	1:08.969	95.4	38.694	90.0	16:47:10.909	
9 - D2	46.625	148.4	1:10.879	96.0	IN PIT		16:49:56.318	
10 - D2	OUTLAP	149.7	1:09.140	97.1	38.436	90.6	17:00:22.569	
11 - D2	43.155	153.2	1:10.659	82.2	IN PIT		17:03:09.990	

2024 British GT Championship

PAID TEST 2 - SECTOR ANALYSIS



SECTOR 1 = FL to I1, SECTOR 2 = I1 to I2, SECTOR 3 = I2 to FL, DIFF = Difference To Personal Best Lap, P = Crossed Finish Line in Pit Lane, D = Time Disallowed

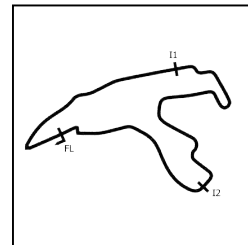
P24 47 GT4PA Forsetti Motorsport		Aston Martin Vantage AMR GT4 Evo						
IDEAL LAP TIME : 2:31.056		BEST LAP TIME : 2:31.351		DIFFERENCE : 0.295				
D1: Marc WARREN		D2: William ORTON						
LAP	SECTOR 1	SECTOR 2	SECTOR 3	LAP TIME	MPH	DIFF	TIME OF DAY	
1 - D2	OUTLAP	146.8	1:12.655	96.0	44.292	90.5		
2 - D2	44.004	150.1	1:10.640	95.7	38.896	91.1	2:33.540	
3 - D2	43.427	151.8	1:09.822	96.6	38.778	91.3	2:32.027 (3)	
4 - D2	43.229	152.5	1:09.413	96.2	38.709	91.1	2:31.351 (1)	
5 - D2	43.960	149.1	1:26.774	50.4	IN PIT		103.51	
6 - D2	OUTLAP	148.7	1:10.553	95.3	39.036	90.4	3:44.215 P	
7 - D2	43.407	151.1	1:10.067	97.1	38.780	90.9	69.87	
8 - D2	43.120	151.8	1:10.156	96.5	40.550	91.6	1:12.864	
9 - D2	45.657	140.6	1:11.678	95.3	IN PIT		4:51.824	
10 - D1	OUTLAP	146.8	1:10.539	93.4	39.398	90.9	16:23:52.032	
11 - D1	44.059	148.7	1:10.140	93.4	39.108	90.4	102.04	
12 - D1	43.353	150.8	1:09.227	96.5	38.819	90.5	2:32.254	
13 - D1	43.770	150.1	1:13.502	85.2	IN PIT		102.90	
14 - D1	OUTLAP	141.5	1:19.921	85.8	42.804	88.0	2:33.307	
15 - D1	46.396	144.6	1:19.673	89.5	42.607	88.8	102.19	
16 - D1	46.348	139.8	1:18.585	84.0	42.645	88.3	2:31.399 (2)	
17 - D1	46.752	141.8	1:19.197	87.9	42.620	87.4	103.48	
18 - D1	46.901	140.9	1:20.445	86.5	42.795	88.7	2:50.911 P	
							91.67	
							19.560	
							16:55:44.473	
							17:11:25.525	
							17:14:14.201	
							17:17:01.779	
							17:19:50.348	
							17:22:40.489	

P25 62 GT4S Academy Motorsport		Ford Mustang GT4 2024						
IDEAL LAP TIME : 2:31.401		BEST LAP TIME : 2:31.633		DIFFERENCE : 0.232				
D1: Will MOORE		D2: Matt NICOLL-JONES						
LAP	SECTOR 1	SECTOR 2	SECTOR 3	LAP TIME	MPH	DIFF	TIME OF DAY	
1 - D2	OUTLAP	136.1	1:11.742	94.9	39.110	92.5		
2 - D2	42.827	154.6	1:10.287	96.8	38.519	92.1	2:31.633 (1)	
3 - D2	42.595	155.7	1:10.862	96.5	IN PIT		103.32	
4 - D1	OUTLAP	148.4	1:54.100	49.9	IN PIT		2:40.090 P	
5 - D1	OUTLAP	132.1	1:12.185	96.8	39.421	92.0	97.86	
6 - D1	44.433	152.1	1:11.273	95.0	39.558	92.6	8.457	
7 - D1	43.827	145.8	1:11.710	92.5	IN PIT		5:41.924	
8 - D1	OUTLAP	135.2	1:20.092	88.5	44.084	90.0	16:36:10.740	
9 - D1	48.083	130.3	1:29.617	89.1	43.737	89.3	3:28.065	
10 - D1	48.363	135.2	1:19.546	85.3	44.150	89.8	43.55	
11 - D1	47.777	127.5	1:20.206	88.1	43.290	88.3	3:35.264 (2)	
							100.90	
							2:44.426 P	
							95.28	
							12.793	
							16:42:10.438	
							16:44:45.702	
							16:47:30.128	
							21:17.132	
							17:11:18.893	
							17:14:20.330	
							17:17:12.389	
							17:20:03.662	

P26 7 GT4S Forsetti Motorsport		Aston Martin Vantage AMR GT4 Evo						
IDEAL LAP TIME : 2:30.882		BEST LAP TIME : 2:31.888		DIFFERENCE : 1.006				
D1: Jamie DAY		D2: Mikey PORTER						
LAP	SECTOR 1	SECTOR 2	SECTOR 3	LAP TIME	MPH	DIFF	TIME OF DAY	
1 - D1	OUTLAP	139.8	1:10.866	95.0	39.785	90.5		
2 - D1	43.569	150.4	1:09.948	95.3	38.777	90.0	2:32.294 (2)	
3 - D1	44.108	151.8	1:08.973	96.0	38.807	89.8	102.87	
4 - D1	43.132	152.8	1:11.046	96.0	IN PIT		0.406	
5 - D2	OUTLAP	145.2	1:11.691	93.7	39.984	90.9	16:28:54.593	
6 - D2	43.447	151.1	1:10.991	87.3	40.245	91.6	2:40.348 P	
7 - D2	44.371	147.8	1:10.601	94.5	40.025	90.0	97.70	
8 - D2	47.419	145.8	1:11.703	93.8	IN PIT		8.460	
9 - D2	OUTLAP	148.4	1:11.307	95.0	39.762	91.0	7:49.743	
10 - D2	43.211	152.1	1:11.413	83.8	42.440	90.3	25.20	
11 - D2	44.950	131.8	1:24.882	73.6	IN PIT		7:51.671	
12 - D2	OUTLAP	132.6	1:18.336	91.9	42.340	88.1	5.176	
13 - D2	45.718	145.2	1:17.874	89.1	42.229	87.6	17:02:55.300	
14 - D2	46.068	144.6	1:17.697	90.0	42.348	87.7	1:51.361	
15 - D2	46.253	145.5	1:18.759	90.8	42.718	87.7	17:10:25.451	
16 - D2	46.063	145.5	1:18.317	90.6	42.680	86.1	13.933	
							17:13:11.272	
							14.225	
							17:15:57.385	
							17:18:45.115	
							17:21:32.175	

2024 British GT Championship

PAID TEST 2 - SECTOR ANALYSIS



SECTOR 1 = FL to I1, SECTOR 2 = I1 to I2, SECTOR 3 = I2 to FL, DIFF = Difference To Personal Best Lap, P = Crossed Finish Line in Pit Lane, D = Time Disallowed

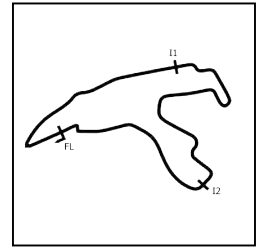
P27 12 GT4PA Paddock Motorsport			Mercedes-AMG GT4				
IDEAL LAP TIME : 2:31.447		BEST LAP TIME : 2:32.217		DIFFERENCE : 0.770			
D1: Ed MCDERMOTT		D2: Matt COWLEY					
LAP	SECTOR 1	SECTOR 2	SECTOR 3	LAP TIME	MPH	DIFF	TIME OF DAY
1 - D2	OUTLAP	146.5	1:11.247	93.5	39.466	88.6	
2 - D2	44.160	151.4	1:10.301	95.4	39.118	88.6	2:33.579 (3) 102.01 1.362 16:25:45.805
3 - D2	43.519	151.8	1:09.831	94.3	38.867	89.2	2:32.217 (1) 102.92 16:28:18.022
4 - D2	43.385	151.8	1:09.292	94.6	40.080	89.7	2:32.757 (2) 102.56 0.540 16:30:50.779
5 - D2	43.288	153.2	1:09.366	95.0	IN PIT		2:55.453 P 89.29 23.236 16:33:46.232
6 - D1	OUTLAP	128.5	1:14.786	90.3	42.630	89.7	9:41.987 26.92 7:09.770 16:43:28.219
7 - D1	46.265	144.6	1:13.309	87.6	41.423	89.7	2:40.997 97.31 8.780 16:46:09.216
8 - D1	45.675	146.8	1:12.564	91.4	41.528	89.4	2:39.767 98.06 7.550 16:48:48.983
9 - D1	47.825	120.9	1:14.583	91.5	46.472	90.5	2:48.880 92.77 16.663 16:51:37.863
10 - D1	47.737	130.8	1:14.702	93.5	41.455	90.5	2:43.894 95.59 11.677 16:54:21.757
11 - D1	45.708	146.5	1:13.561	92.1	40.804	90.0	2:40.073 97.87 7.856 16:57:01.830
12 - D1	45.478	146.5	1:12.593	92.6	40.485	90.0	2:38.556 98.81 6.339 16:59:40.386
13 - D1	45.416	147.1	1:13.778	72.2	44.328	89.5	2:43.522 95.81 11.305 17:02:23.908
14 - D1	46.893	132.3	1:23.849	74.8	IN PIT		3:12.830 P 81.25 40.613 17:05:36.738
15 - D1	OUTLAP	133.6	1:24.294	78.0	45.856	88.7	5:14.677 49.78 2:42.460 17:10:51.415
16 - D1	48.262	135.0	1:21.098	85.2	45.275	89.2	2:54.635 89.71 22.418 17:13:46.050
17 - D1	48.186	117.3	1:21.459	85.3	44.616	86.5	2:54.261 89.90 22.044 17:16:40.311
18 - D1	48.006	119.1	1:20.903	84.4	45.220	89.0	2:54.129 89.97 21.912 17:19:34.440
19 - D1	48.333	126.3	1:22.387	83.2	44.951	89.0	2:55.671 89.18 23.454 17:22:30.111

P28 56 GT4S DTO Motorsport			Ginetta G56 GT4 Evo				
IDEAL LAP TIME : 2:31.578		BEST LAP TIME : 2:32.364		DIFFERENCE : 0.786			
D1: Stuart MIDDLETON		D2: Freddie TOMLINSON					
LAP	SECTOR 1	SECTOR 2	SECTOR 3	LAP TIME	MPH	DIFF	TIME OF DAY
1 - D2	OUTLAP	113.7	1:14.483	90.8	41.690	89.1	
2 - D2	45.132	131.3	1:12.542	94.3	39.835	89.3	2:37.509 99.47 5.145 16:25:31.802
3 - D2	44.486	146.8	1:10.423	91.8	39.675	89.2	2:34.584 101.35 2.220 16:28:06.386
4 - D2	44.134	144.3	1:12.688	93.2	IN PIT		2:46.535 P 94.07 14.171 16:30:52.921
5 - D1	OUTLAP	144.9	1:11.218	94.1	39.994	90.3	12:28.723 20.92 9:56.359 16:43:21.644
6 - D1	43.692	148.7	1:10.779	78.4	39.946	90.6	2:34.417 (3) 101.46 2.053 16:45:56.061
7 - D1	43.622	148.7	1:09.360	94.9	39.382	89.9	2:32.364 (1) 102.82 16:48:28.425
8 - D1	48.175	126.1	1:10.393	94.1	39.252	90.9	2:37.820 99.27 5.456 16:51:06.245
9 - D1	44.595	147.4	1:08.933	94.2	39.023	90.1	2:32.551 (2) 102.70 0.187 16:53:38.796
10 - D1	44.449	149.7	1:09.480	93.8	IN PIT		2:40.193 P 97.80 7.829 16:56:18.989
11 - D1	OUTLAP	144.6	1:13.226	82.0	46.494	91.3	6:56.161 37.64 4:23.797 17:03:15.150
12 - D1	45.107	109.8	1:26.307	73.5	IN PIT		3:08.583 P 83.08 36.219 17:06:23.733

P29 17 GT4S RAM Racing			Mercedes-AMG GT4				
IDEAL LAP TIME : 2:31.428		BEST LAP TIME : 2:32.657		DIFFERENCE : 1.229			
D1: Luca HOPKINSON		D2: Harry GEORGE					
LAP	SECTOR 1	SECTOR 2	SECTOR 3	LAP TIME	MPH	DIFF	TIME OF DAY
1 - D1	OUTLAP	146.2	1:11.602	95.1	39.030	88.8	
2 - D1	43.253	150.4	1:11.432	94.7	39.052	88.4	2:33.737 (2) 101.91 1.080 16:26:04.324
3 - D1	43.411	149.7	1:10.276	95.4	41.917	89.5	2:35.604 100.68 2.947 16:28:39.928
4 - D1	43.360	149.4	1:10.185	96.1	39.112	88.4	2:32.657 (1) 102.63 16:31:12.585
5 - D1	46.874	148.7	1:20.223	49.8	IN PIT		3:40.623 P 71.01 1:07.966 16:34:53.208
6 - D1	OUTLAP	132.6	1:12.121	96.1	40.727	89.7	8:57.342 29.15 6:24.685 16:43:50.550
7 - D1	46.550	144.3	1:10.802	95.3	39.263	88.8	2:36.615 100.03 3.958 16:46:27.165
8 - D1	44.071	149.4	1:10.310	96.4	39.484	89.0	2:33.865 (3) 101.82 1.208 16:49:01.030
9 - D1	48.449	129.3	1:11.342	95.8	38.929	89.2	2:38.720 98.71 6.063 16:51:39.750
10 - D1	45.458	145.2	1:09.941	95.0	39.102	88.7	2:34.501 101.40 1.844 16:54:14.251
11 - D1	44.396	147.8	1:09.246	95.5	IN PIT		2:39.698 P 98.10 7.041 16:56:53.949
12 - D2	OUTLAP	145.8	1:10.070	96.0	39.158	89.5	3:41.140 70.84 1:08.483 17:00:35.089
13 - D2	43.593	149.7	1:11.532	86.7	41.966	89.3	2:37.091 99.73 4.434 17:03:12.180
14 - D2	45.115	143.3	1:21.114	86.8	IN PIT		2:59.443 P 87.31 26.786 17:06:11.623

2024 British GT Championship

PAID TEST 2 - SECTOR ANALYSIS



SECTOR 1 = FL to I1, SECTOR 2 = I1 to I2, SECTOR 3 = I2 to FL, DIFF = Difference To Personal Best Lap, P = Crossed Finish Line in Pit Lane, D = Time Disallowed

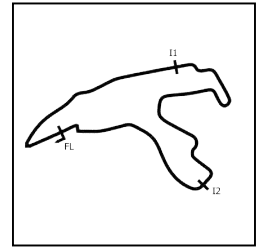
P30 61 GT4S Academy Motorsport		Ford Mustang GT4 2024						
IDEAL LAP TIME : 2:31.683		BEST LAP TIME : 2:32.717		DIFFERENCE : 1.034				
D1: Marco SIGNORETTI		D2: Erik EVANS						
LAP	SECTOR 1	SECTOR 2	SECTOR 3	LAP TIME	MPH	DIFF	TIME OF DAY	
1 - D1	OUTLAP	139.5	1:13.514	94.2	39.783	93.3		
2 - D1	43.193	140.9	1:16.492	93.0	42.216	92.3	9.184	
3 - D1	42.756	155.7	1:10.279	94.2	39.682	92.3	2:32.717 (1) 102.59	
4 - D1	42.759	152.5	1:11.643	94.3	IN PIT	2:41.294	P 97.13 8.577	
5 - D1	OUTLAP	151.1	1:10.722	92.4	38.888	92.4	11:26.168 22.83 8:53.451	
6 - D1	43.158	153.5	1:10.795	90.9	39.503	92.1	2:33.456 (3) 102.09 0.739	
7 - D1	43.116	154.2	1:11.531	84.7	IN PIT	2:46.511	P 94.09 13.794	
8 - D2	OUTLAP	144.3	1:11.875	94.3	39.599	91.8	4:35.195 56.93 2:02.478	
9 - D2	45.648	146.8	1:10.588	95.3	39.414	92.5	2:35.650 100.65 2.933	
10 - D2	44.078	152.8	1:10.039	94.7	39.298	92.1	2:33.415 (2) 102.12 0.698	
11 - D2	43.797	152.8	1:10.323	95.1	39.440	92.1	2:33.560 102.02 0.843	
12 - D2	43.751	152.5	1:11.947	88.3	42.371	92.5	2:38.069 99.11 5.352	
13 - D2	44.308	148.7	1:21.353	83.3	IN PIT	3:02.656	P 85.77 29.939	
14 - D2	OUTLAP	127.0	1:21.089	87.4	43.736	89.4	7:02.169 37.11 4:29.452	
15 - D2	47.026	138.6	1:20.708	89.0	43.188	89.4	2:50.922 91.66 18.205	
16 - D2	46.606	132.6	1:19.929	89.4	43.252	89.9	2:49.787 92.27 17.070	
17 - D2	46.874	136.3	1:19.577	87.7	43.206	89.9	2:49.657 92.34 16.940	

P31 11 GT4S Paddock Motorsport		McLaren Artura GT4						
IDEAL LAP TIME : 2:32.162		BEST LAP TIME : 2:32.763		DIFFERENCE : 0.601				
D1: Alex WALKER		D2: Adam HATFIELD						
LAP	SECTOR 1	SECTOR 2	SECTOR 3	LAP TIME	MPH	DIFF	TIME OF DAY	
1 - D1	OUTLAP	144.6	1:11.216	94.6	39.250	89.7		
2 - D1	44.371	148.1	1:10.819	95.4	38.854	89.3	2:34.044 (3) 101.70 1.281	
3 - D1	43.951	147.8	1:10.035	95.7	38.777	89.9	2:32.763 (1) 102.56	
4 - D1	44.386	146.8	1:10.172	94.5	38.643	89.5	2:33.201 (2) 102.26 0.438	
5 - D1	43.680	148.1	1:09.839	95.5	IN PIT	3:06.251	P 84.12 33.488	
6 - D2	OUTLAP	140.1	1:13.143	94.2	40.106	89.1	8:16.016 31.58 5:43.253	
7 - D2	44.936	145.2	1:10.592	95.7	39.299	89.7	2:34.827 101.19 2.064	
8 - D2	44.057	144.9	1:11.130	92.6	39.915	89.5	2:35.102 101.01 2.339	
9 - D2	49.344	109.8	1:14.810	90.8	IN PIT	2:57.815	P 88.11 25.052	
10 - D1	OUTLAP	103.7	1:28.458	74.6	50.509	87.4	15:12.845 17.16 12:40.082	
11 - D1	52.080	112.9	1:32.528	77.4	53.090	86.9	3:17.698 79.24 44.935	
12 - D1	54.017	86.1	1:30.654	81.2	IN PIT	3:23.627	P 76.94 50.864	

P32 29 GT4PA Century Motorsport		BMW M4 GT4						
IDEAL LAP TIME : 2:31.626		BEST LAP TIME : 2:32.828		DIFFERENCE : 1.202				
D1: Ian GOUGH		D2: Tom WRIGLEY						
LAP	SECTOR 1	SECTOR 2	SECTOR 3	LAP TIME	MPH	DIFF	TIME OF DAY	
1 - D1	OUTLAP	146.8	1:10.669	94.3	39.662	89.7		
2 - D1	43.748	152.5	1:26.960	95.1	39.553	89.0	2:50.261 92.02 17.433	
3 - D1	44.205	149.1	1:10.294	94.7	39.476	89.3	2:33.975 101.75 1.147	
4 - D1	43.910	150.4	1:10.234	94.7	39.469	89.4	2:33.613 (2) 101.99 0.785	
5 - D1	43.952	149.7	1:12.999	48.9	IN PIT	3:30.142	P 74.55 57.314	
6 - D1	OUTLAP	146.2	1:11.663	96.8	38.911	89.3	8:14.667 31.67 5:41.839	
7 - D1	43.906	149.4	1:10.533	96.1	39.464	89.1	2:33.903 (3) 101.80 1.075	
8 - D1	43.794	149.7	1:11.329	95.7	39.461	89.1	2:34.584 101.35 1.756	
9 - D1	48.035	120.6	1:11.004	96.0	IN PIT	2:51.836	P 91.17 19.008	
10 - D2	OUTLAP	144.3	1:10.874	93.7	40.130	89.1	5:13.674 49.94 2:40.846	
11 - D2	45.187	142.1	1:11.132	93.7	39.429	89.7	2:35.748 100.59 2.920	
12 - D2	43.082	152.8	1:09.633	93.7	40.113	89.7	2:32.828 (1) 102.51	
13 - D2	44.770	147.1	1:24.514	58.9	IN PIT	3:20.529	P 78.13 47.701	

2024 British GT Championship

PAID TEST 2 - SECTOR ANALYSIS



SECTOR 1 = FL to I1, SECTOR 2 = I1 to I2, SECTOR 3 = I2 to FL, DIFF = Difference To Personal Best Lap, P = Crossed Finish Line in Pit Lane, D = Time Disallowed

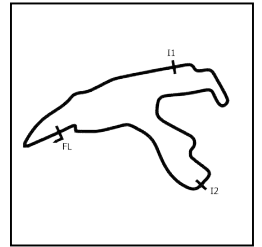
P33 44 GT4PA Toyota Gazoo Racing UK		Toyota GR Supra GT4 Evo												
IDEAL LAP TIME : 2:33.138		BEST LAP TIME : 2:33.157		DIFFERENCE : 0.019										
D1: Kavi JUNDU		D2: Dan VAUGHAN												
LAP	SECTOR 1	SECTOR 2	SECTOR 3	LAP TIME	MPH	DIFF	TIME OF DAY							
1 - D2	OUTLAP	108.5	1:18.412	94.5	41.235	90.9					16:26:42.765			
2 - D2	45.973	127.0	1:15.722	93.7	40.940	90.3					16:29:25.400			
3 - D2	45.340	145.5	1:14.307	91.3	IN PIT			2:46.472	P	94.11	13.315	16:32:11.872		
4 - D2	OUTLAP	132.3	1:11.783	96.0	40.024	90.9		11:15.660		23.18	8:42.503	16:43:27.532		
5 - D2	44.375	148.7	1:10.217	95.8	39.140	91.3		2:33.732	(2)	101.91	0.575	16:46:01.264		
6 - D2	43.835	150.1	1:10.163	96.2	39.159	91.5		2:33.157	(1)	102.29		16:48:34.421		
7 - D2	46.725	129.8	1:12.309	95.0	IN PIT			2:47.085	P	93.76	13.928	16:51:21.506		
8 - D2	OUTLAP	146.8	1:12.924	95.4	40.831	90.9		7:14.713		36.04	4:41.556	16:58:36.219		
9 - D2	45.273	147.1	1:12.906	93.9	41.887	90.6		2:40.066	(3)	97.88	6.909	17:01:16.285		
10 - D2	44.921	139.8	1:25.408	57.5	IN PIT			3:23.025	P	77.17	49.868	17:04:39.310		
11 - D2	OUTLAP	141.8	1:20.773	86.8	45.529	88.6		7:06.426		36.74	4:33.269	17:11:45.736		
12 - D2	46.898	129.8	1:20.022	84.3	43.996	88.3		2:50.916		91.66	17.759	17:14:36.652		
13 - D2	47.479	118.9	1:19.983	84.7	45.402	88.5		2:52.864		90.63	19.707	17:17:29.516		
14 - D2	47.473	140.9	1:19.953	87.6	43.834	88.4		2:51.260		91.48	18.103	17:20:20.776		

P34 69 GT4PA Mahiki Racing		Lotus Emira GT4												
IDEAL LAP TIME : 2:33.035		BEST LAP TIME : 2:33.265		DIFFERENCE : 0.230										
D1: Steven LAKE		D2: Nathan HARRISON												
LAP	SECTOR 1	SECTOR 2	SECTOR 3	LAP TIME	MPH	DIFF	TIME OF DAY							
1 - D1	OUTLAP	128.3	1:19.164	89.4	41.576	90.1						16:23:04.592		
2 - D1	46.424	144.0	1:12.018	94.6	41.177	89.8		2:39.619		98.15	6.354	16:25:44.211		
3 - D1	45.515	147.1	1:11.547	94.9	40.215	89.9		2:37.277	(3)	99.61	4.012	16:28:21.488		
4 - D1	45.574	139.8	1:11.295	94.3	39.641	89.7		2:36.510	(2)	100.10	3.245	16:30:57.998		
5 - D1	45.230	145.8	5:37.857	50.1	IN PIT			7:50.861	P	33.27	5:17.596	16:38:48.859		
6 - D1	OUTLAP	114.3	1:13.938	94.1	40.357	89.8		7:42.913		33.84	5:09.648	16:46:31.772		
7 - D1	45.073	146.2	1:11.637	91.6	40.609	90.0		2:37.319		99.59	4.054	16:49:09.091		
8 - D1	46.909	140.6	1:12.317	94.3	IN PIT			2:51.256	P	91.48	17.991	16:52:00.347		
9 - D1	OUTLAP	142.1	1:11.506	91.6	39.392	90.1		6:12.912		42.01	3:39.647	16:58:13.259		
10 - D1	44.090	144.9	1:10.475	95.3	38.700	90.3		2:33.265	(1)	102.22		17:00:46.524		
11 - D1	43.860	147.4	1:17.110	78.1	IN PIT			2:56.109	P	88.96	22.844	17:03:42.633		

P35 99 GT3PA Greystone GT		McLaren 720S GT3 Evo												
IDEAL LAP TIME : 2:32.114		BEST LAP TIME : 2:33.453		DIFFERENCE : 1.339										
D1: Andrey BORODIN		D2: Oliver WEBB												
LAP	SECTOR 1	SECTOR 2	SECTOR 3	LAP TIME	MPH	DIFF	TIME OF DAY							
1 - D1	OUTLAP	146.8	1:11.519	97.5	40.046	96.5						16:25:56.082		
2 - D1	42.583	147.1	1:11.659	97.3	39.211	96.5		2:33.453	(1)	102.09		16:28:29.535		
3 - D1	42.334	154.9	1:10.569	99.8	43.219	67.1		2:36.122	(2)	100.35	2.669	16:31:05.657		
4 - D1	1:15.518	122.9	2:08.006	49.7	IN PIT			5:03.153	P	51.68	2:29.700	16:36:08.810		

2024 British GT Championship

PAID TEST 2 - SECTOR ANALYSIS



SECTOR 1 = FL to I1, SECTOR 2 = I1 to I2, SECTOR 3 = I2 to FL, DIFF = Difference To Personal Best Lap, P = Crossed Finish Line in Pit Lane, D = Time Disallowed

P36 58 GT4PA CWS Racing		Ginetta G56 GT4 Evo						
IDEAL LAP TIME : 2:33.848		BEST LAP TIME : 2:33.848		DIFFERENCE : 0.000				
D1: Colin WHITE		D2: Thomas HOLLAND						
LAP	SECTOR 1	SECTOR 2	SECTOR 3	LAP TIME	MPH	DIFF	TIME OF DAY	
1 - D2	OUTLAP	141.5	1:14.143	96.0	44.187	90.0		
2 - D2	44.240	147.8	1:11.773	94.7	39.954	87.6	2:35.967 (3) 100.45 2.119 16:24:48.156	
3 - D2	43.981	146.8	1:11.182	95.0	40.157	89.8	2:35.320 (2) 100.87 1.472 16:27:24.123	
4 - D2	43.814	147.4	1:10.623	94.3	39.411	89.7	2:33.848 (1) 101.83 16:32:33.291	
5 - D2	1:05.929	49.4	2:08.297	49.9	IN PIT		4:48.949 P 54.22 2:15.101 16:37:22.240	
6 - D2	OUTLAP	144.6	1:13.733	91.8	39.794	89.9	4:47.066 54.57 2:13.218 16:42:09.306	
7 - D2	44.059	147.4	1:14.107	93.7	39.831	90.6	2:37.997 99.16 4.149 16:44:47.303	
8 - D2	43.973	148.1	1:11.987	91.5	42.496	90.3	2:38.456 98.87 4.608 16:47:25.759	
9 - D2	52.854	89.4	1:21.785	56.9	IN PIT		3:09.257 P 82.78 35.409 16:50:35.016	
10 - D1	OUTLAP	125.4	1:15.206	93.2	40.804	88.7	5:19.541 49.03 2:45.693 16:55:54.557	
11 - D1	45.979	141.8	1:11.642	95.0	39.642	88.8	2:37.263 99.62 3.415 16:58:31.820	
12 - D1	45.388	144.0	1:12.258	93.8	39.796	88.7	2:37.442 99.51 3.594 17:01:09.262	
13 - D1	44.714	144.9	1:14.947	78.3	IN PIT		3:03.336 P 85.45 29.488 17:04:12.598	
14 - D1	OUTLAP	111.4	1:23.888	83.4	45.405	87.4	5:29.587 47.53 2:55.739 17:09:42.185	
15 - D1	48.828	127.3	1:22.101	84.9	IN PIT		3:07.260 P 83.66 33.412 17:12:49.445	

P37 95 GT4S RACELAB		McLaren Artura GT4						
IDEAL LAP TIME : 2:33.968		BEST LAP TIME : 2:34.625		DIFFERENCE : 0.657				
D1: Callum DAVIES		D2: Sai SANJAY						
LAP	SECTOR 1	SECTOR 2	SECTOR 3	LAP TIME	MPH	DIFF	TIME OF DAY	
1 - D2	OUTLAP	137.5	1:16.215	94.1	41.231	89.8		
2 - D2	44.383	145.8	1:10.397	93.3	39.845	89.5	2:34.625 (1) 101.32 16:23:01.664	
3 - D2	43.726	148.1	1:12.324	88.7	IN PIT		2:54.684 P 89.69 20.059 16:28:30.973	
4 - D1	OUTLAP	136.6	1:20.224	85.5	44.615	87.6	40:32.160 6.44 37:57.535 17:09:03.133	
5 - D1	47.699	135.5	1:18.833	88.0	42.738	87.4	2:49.270 92.55 14.645 17:11:52.403	
6 - D1	46.907	142.4	1:17.617	90.1	42.454	87.3	2:46.978 (2) 93.82 12.353 17:14:39.381	
7 - D1	46.756	137.5	1:18.871	86.8	43.615	87.6	2:49.242 92.57 14.617 17:17:28.623	
8 - D1	47.166	142.4	1:18.758	89.1	43.064	87.7	2:48.988 (3) 92.71 14.363 17:20:17.611	

2024 British GT Championship

PAID TEST 2 - BEST SECTORS

SECTOR 1			SECTOR 2			SECTOR 3			IDEAL / BEST COMPARISON						
POS	NO	NAME	TIME	NO	NAME	TIME	NO	NAME	TIME	POS	NO	NAME	IDEAL	BEST	DIFF
												PERFECT LAP	2:16.496		
1	63	Barwell Motorsport	39.022	3	Greystone GT	1:02.574	22	Century Motorsport	34.900	1	6	2 Seas Motorsport	2:16.856	2:17.177	0.321
2	15	RAM Racing	39.067	6	2 Seas Motorsport	1:02.784	6	2 Seas Motorsport	34.936	2	3	Greystone GT	2:16.938	2:18.432	1.494
3	6	2 Seas Motorsport	39.136	78	Barwell Motorsport	1:03.090	3	Greystone GT	35.095	3	78	Barwell Motorsport	2:17.572	2:17.765	0.193
4	3	Greystone GT	39.269	10	Blackthorn	1:03.221	32	J&S Racing	35.111	4	10	Blackthorn	2:17.722	2:17.962	0.240
5	10	Blackthorn	39.307	63	Barwell Motorsport	1:03.578	63	Barwell Motorsport	35.147	5	63	Barwell Motorsport	2:17.747	2:18.043	0.296
6	78	Barwell Motorsport	39.318	22	Century Motorsport	1:03.777	78	Barwell Motorsport	35.164	6	22	Century Motorsport	2:18.016	2:19.115	1.099
7	22	Century Motorsport	39.339	87	Blackthorn	1:03.787	10	Blackthorn	35.194	7	32	J&S Racing	2:18.497	2:23.393	4.896
8	32	J&S Racing	39.400	18	2 Seas Motorsport	1:03.876	18	2 Seas Motorsport	35.209	8	18	2 Seas Motorsport	2:18.769	2:18.829	0.060
9	18	2 Seas Motorsport	39.684	88	Garage 59	1:03.945	87	Blackthorn	35.382	9	87	Blackthorn	2:18.921	2:19.056	0.135
10	87	Blackthorn	39.752	32	J&S Racing	1:03.986	88	Garage 59	35.464	10	15	RAM Racing	2:19.532	2:22.738	3.206
11	8	Team Abba Racing	39.769	77	Garage 59	1:04.100	8	Team Abba Racing	35.726	11	88	Garage 59	2:19.551	2:19.615	0.064
12	77	Garage 59	39.805	15	RAM Racing	1:04.284	77	Garage 59	35.888	12	77	Garage 59	2:19.793	2:20.250	0.457
13	67	Orange Racing by JMH	40.104	8	Team Abba Racing	1:04.371	67	Orange Racing by JMH	35.960	13	8	Team Abba Racing	2:19.866	2:22.873	3.007
14	59	Garage 59	40.115	67	Orange Racing by JMH	1:04.395	9	Paddock Motorsport	35.998	14	67	Orange Racing by JMH	2:20.459	2:20.664	0.205
15	88	Garage 59	40.142	59	Garage 59	1:04.508	15	RAM Racing	36.181	15	59	Garage 59	2:21.548	2:21.548	0.000
16	97	Beechdean AMR	40.405	9	Paddock Motorsport	1:05.087	97	Beechdean AMR	36.802	16	9	Paddock Motorsport	2:21.617	2:22.769	1.152
17	9	Paddock Motorsport	40.532	27	Optimum Motorsport	1:05.578	27	Optimum Motorsport	36.887	17	27	Optimum Motorsport	2:23.592	2:24.295	0.703
18	27	Optimum Motorsport	41.127	2	Team RJN	1:06.984	59	Garage 59	36.925	18	97	Beechdean AMR	2:24.217	2:24.217	0.000
19	2	Team RJN	41.484	97	Beechdean AMR	1:07.010	2	Team RJN	37.160	19	2	Team RJN	2:25.628	2:25.838	0.210
20	99	Greystone GT	42.334	31	Team Parker Racing	1:08.383	20	Mahiki Racing	38.129	20	31	Team Parker Racing	2:29.401	2:29.401	0.000
21	31	Team Parker Racing	42.510	90	Optimum Motorsport	1:08.842	90	Optimum Motorsport	38.318	21	90	Optimum Motorsport	2:29.982	2:30.462	0.480
22	62	Academy Motorsport	42.595	56	DTO Motorsport	1:08.933	71	Century Motorsport	38.436	22	20	Mahiki Racing	2:30.502	2:30.502	0.000
23	61	Academy Motorsport	42.756	71	Century Motorsport	1:08.969	31	Team Parker Racing	38.508	23	71	Century Motorsport	2:30.560	2:31.141	0.581
24	90	Optimum Motorsport	42.822	7	Forsetti Motorsport	1:08.973	62	Academy Motorsport	38.519	24	7	Forsetti Motorsport	2:30.882	2:31.888	1.006
25	29	Century Motorsport	43.082	20	Mahiki Racing	1:09.065	11	Paddock Motorsport	38.643	25	47	Forsetti Motorsport	2:31.056	2:31.351	0.295
26	47	Forsetti Motorsport	43.120	47	Forsetti Motorsport	1:09.227	69	Mahiki Racing	38.700	26	62	Academy Motorsport	2:31.401	2:31.633	0.232
27	7	Forsetti Motorsport	43.132	17	RAM Racing	1:09.246	47	Forsetti Motorsport	38.709	27	17	RAM Racing	2:31.428	2:32.657	1.229
28	71	Century Motorsport	43.155	12	Paddock Motorsport	1:09.292	7	Forsetti Motorsport	38.777	28	12	Paddock Motorsport	2:31.447	2:32.217	0.770
29	17	RAM Racing	43.253	29	Century Motorsport	1:09.633	12	Paddock Motorsport	38.867	29	56	DTO Motorsport	2:31.578	2:32.364	0.786
30	12	Paddock Motorsport	43.288	11	Paddock Motorsport	1:09.839	61	Academy Motorsport	38.888	30	29	Century Motorsport	2:31.626	2:32.828	1.202
31	20	Mahiki Racing	43.308	61	Academy Motorsport	1:10.039	29	Century Motorsport	38.911	31	61	Academy Motorsport	2:31.683	2:32.717	1.034
32	56	DTO Motorsport	43.622	44	Toyota Gazoo Racing UK	1:10.163	17	RAM Racing	38.929	32	99	Greystone GT	2:32.114	2:33.453	1.339
33	11	Paddock Motorsport	43.680	62	Academy Motorsport	1:10.287	56	DTO Motorsport	39.023	33	11	Paddock Motorsport	2:32.162	2:32.763	0.601
34	95	RACELAB	43.726	95	RACELAB	1:10.397	44	Toyota Gazoo Racing UK	39.140	34	69	Mahiki Racing	2:33.035	2:33.265	0.230
35	58	CWS Racing	43.814	69	Mahiki Racing	1:10.475	99	Greystone GT	39.211	35	44	Toyota Gazoo Racing UK	2:33.138	2:33.157	0.019
36	44	Toyota Gazoo Racing UK	43.835	99	Greystone GT	1:10.569	58	CWS Racing	39.411	36	58	CWS Racing	2:33.848	2:33.848	0.000
37	69	Mahiki Racing	43.860	58	CWS Racing	1:10.623	95	RACELAB	39.845	37	95	RACELAB	2:33.968	2:34.625	0.657

2024 British GT Championship

PAID TEST 2 - BEST SPEEDS

POS	INTERMEDIATE 1			INTERMEDIATE 2			FINISH LINE		
	NO	NAME	MPH	NO	NAME	MPH	NO	NAME	MPH
1	3	Greystone GT	165.2	15	RAM Racing	106.0	6	2 Seas Motorsport	102.1
2	87	Blackthorn	165.2	6	2 Seas Motorsport	105.5	15	RAM Racing	101.9
3	10	Blackthorn	164.8	22	Century Motorsport	105.0	63	Barwell Motorsport	101.5
4	15	RAM Racing	164.4	77	Garage 59	104.8	77	Garage 59	101.3
5	22	Century Motorsport	164.0	8	Team Abba Racing	104.8	3	Greystone GT	101.0
6	63	Barwell Motorsport	163.6	18	2 Seas Motorsport	104.5	32	J&S Racing	100.7
7	32	J&S Racing	163.2	87	Blackthorn	104.3	18	2 Seas Motorsport	100.6
8	6	2 Seas Motorsport	162.8	9	Paddock Motorsport	104.3	88	Garage 59	100.6
9	78	Barwell Motorsport	162.8	88	Garage 59	104.2	22	Century Motorsport	100.4
10	18	2 Seas Motorsport	162.4	27	Optimum Motorsport	104.2	8	Team Abba Racing	100.3
11	67	Orange Racing by JMH	162.4	78	Barwell Motorsport	104.0	10	Blackthorn	100.1
12	88	Garage 59	161.3	10	Blackthorn	104.0	59	Garage 59	100.0
13	97	Beechdean AMR	160.9	32	J&S Racing	104.0	27	Optimum Motorsport	100.0
14	77	Garage 59	160.1	3	Greystone GT	103.8	78	Barwell Motorsport	99.7
15	8	Team Abba Racing	160.1	67	Orange Racing by JMH	103.7	87	Blackthorn	99.7
16	9	Paddock Motorsport	159.7	63	Barwell Motorsport	103.4	9	Paddock Motorsport	99.4
17	59	Garage 59	159.4	2	Team RJN	101.2	67	Orange Racing by JMH	98.8
18	27	Optimum Motorsport	158.6	97	Beechdean AMR	100.6	97	Beechdean AMR	98.5
19	2	Team RJN	156.7	59	Garage 59	100.4	2	Team RJN	97.8
20	62	Academy Motorsport	155.7	99	Greystone GT	99.8	99	Greystone GT	96.5
21	61	Academy Motorsport	155.7	20	Mahiki Racing	97.2	61	Academy Motorsport	93.3
22	99	Greystone GT	154.9	71	Century Motorsport	97.1	62	Academy Motorsport	92.6
23	71	Century Motorsport	153.2	47	Forsetti Motorsport	97.1	31	Team Parker Racing	91.9
24	12	Paddock Motorsport	153.2	62	Academy Motorsport	96.8	20	Mahiki Racing	91.8
25	7	Forsetti Motorsport	152.8	29	Century Motorsport	96.8	47	Forsetti Motorsport	91.6
26	29	Century Motorsport	152.8	17	RAM Racing	96.4	7	Forsetti Motorsport	91.6
27	31	Team Parker Racing	152.5	44	Toyota Gazoo Racing UK	96.2	44	Toyota Gazoo Racing UK	91.5
28	47	Forsetti Motorsport	152.5	7	Forsetti Motorsport	96.0	56	DTO Motorsport	91.3
29	17	RAM Racing	150.4	58	CWS Racing	96.0	90	Optimum Motorsport	91.1
30	44	Toyota Gazoo Racing UK	150.1	31	Team Parker Racing	95.8	71	Century Motorsport	90.9
31	90	Optimum Motorsport	149.7	11	Paddock Motorsport	95.7	58	CWS Racing	90.6
32	20	Mahiki Racing	149.7	12	Paddock Motorsport	95.4	12	Paddock Motorsport	90.5
33	56	DTO Motorsport	149.7	61	Academy Motorsport	95.3	69	Mahiki Racing	90.3
34	11	Paddock Motorsport	148.1	69	Mahiki Racing	95.3	11	Paddock Motorsport	89.9
35	58	CWS Racing	148.1	90	Optimum Motorsport	95.1	95	RACELAB	89.8
36	95	RACELAB	148.1	56	DTO Motorsport	94.9	17	RAM Racing	89.7
37	69	Mahiki Racing	147.4	95	RACELAB	94.1	29	Century Motorsport	89.7

2024 British GT Championship

PAID TEST 2 - DRIVER STATISTICS

POS	NO	CL	PIC	TEAM / DRIVERS	CAR	LAPS	RACE TIME	%	BEST	ON	MPH
1	6	GT3PA	1	2 Seas Motorsport Ian LOGGIE (GBR) Phil KEEN (GBR)	Mercedes-AMG GT3 Evo	14	44:18.117				
						6	16:42.240	37.70	2:22.930	8	109.61
						8	20:03.150	45.26	2:17.177	2	114.21
2	78	GT3PA	2	Barwell Motorsport Alex MARTIN (GBR) Sandy MITCHELL (GBR)	Lamborghini Huracan GT3 Evo2	16	59:12.527				
						9	33:39.916	56.86	2:19.544	4	112.27
						7	23:32.955	39.77	2:17.765	8	113.72
3	10	GT3SA	1	Blackthorn Matt TOPHAM (GBR) Josh ROWLEDGE (GBR)	Aston Martin Vantage AMR GT3 Evo	17	1:01:19.372				
						8	21:46.910	35.52	2:22.777	5	109.73
						9	30:29.890	49.73	2:17.962	13	113.56
4	63	GT3PA	3	Barwell Motorsport Rob COLLARD (GBR) Ricky COLLARD (GBR)	Lamborghini Huracan GT3 Evo2	16	1:00:15.071				
						13	35:41.824	59.25	2:18.043	12	113.49
						3	8:16.861	13.74	2:40.236	16	97.77
5	3	GT3PA	4	Greystone GT Mike PRICE (GBR) Callum MACLEOD (GBR)	Mercedes-AMG GT3 Evo	16	1:01:01.802				
						8	21:13.975	34.79	2:25.744	10	107.50
						8	27:47.707	45.54	2:18.432	4	113.17
6	18	GT3PA	5	2 Seas Motorsport Kevin TSE (HKG) Maximilian GOETZ (DEU)	Mercedes-AMG GT3 Evo	12	43:33.310				
						10	29:19.303	67.32	2:18.829	5	112.85
						2	7:38.337	17.54		0	
7	87	GT3PA	6	Blackthorn Giacomo PETROBELLI (ITA) Jonny ADAM (GBR)	Aston Martin Vantage AMR GT3 Evo	18	1:02:33.486				
						7	21:36.877	34.55	2:21.680	7	110.58
						11	35:54.614	57.40	2:19.056	4	112.67
8	22	GT3SA	2	Century Motorsport Carl CAVERS (GBR) Lewis PLATO (GBR)	BMW M4 GT3	18	1:00:57.004				
						12	31:34.746	51.81	2:25.104	8	107.97
						6	16:19.903	26.80	2:19.115	4	112.62
9	88	GT3AM	1	Garage 59 Miguel RAMOS (PRT)	McLaren 720S GT3 Evo	9	29:31.637				
						0	0.000	0.00		0	
10	77	GT3PA	7	Garage 59 Morgan TILLBROOK (GBR) Marcus CLUTTON (GBR)	McLaren 720S GT3 Evo	10	43:43.402				
						9	34:24.285	78.69	2:20.250	7	111.71
						1	2:44.968	6.29		0	
11	67	GT3SA	3	Orange Racing by JMH Simon ORANGE (GBR) Tom ROCHE (GBR)	McLaren 720S GT3 Evo	17	59:23.507				
						10	30:45.413	51.79	2:24.258	5	108.60
						7	18:14.006	30.70	2:20.664	12	111.38
12	59	GT3SA	4	Garage 59 Shaun BALFE (GBR) Adam SMALLEY (GBR)	McLaren 720S GT3 Evo	8	42:45.448				
						7	31:48.885	74.41	2:21.548	6	110.68
						1	2:39.093	6.20		0	
13	15	GT3PA	8	RAM Racing John FERGUSON (GBR) Raffaele MARCIELLO (CHE)	BMW M4 GT3	18	1:01:26.534				
						12	32:27.793	52.84	2:22.738	7	109.76
						6	15:09.895	24.68	2:33.519	18	102.05
14	9	GT3PA	9	Paddock Motorsport Mark SMITH (USA) Martin PLOWMAN (GBR)	McLaren 720S GT3 Evo	20	58:45.186				
						16	45:57.270	78.22	2:22.769	9	109.74
						4	10:29.367	17.85	2:36.654	18	100.01
15	8	GT3SA	5	Team Abba Racing Richard NEARY (GBR) Sam NEARY (GBR)	Mercedes-AMG GT3 Evo	13	40:00.187				
						11	28:31.444	71.30	2:22.873	11	109.66
						2	5:52.069	14.67		0	
16	32	GT3SA	6	J&S Racing Sacha KAKAD (GBR) Hugo COOK (GBR)	Audi R8 LMS GT3 EVO II	20	1:01:00.817				
						13	36:42.187	60.16	2:24.725	12	108.25
						7	19:57.231	32.70	2:23.393	2	109.26
17	97	GT3SA	7	Beechdean AMR Andrew HOWARD (GBR) Jessica HAWKINS (GBR)	Aston Martin Vantage AMR GT3 Evo	13	54:36.505				
						8	21:46.035	39.86	2:24.217	6	108.63
						5	13:20.740	24.44	2:39.504	12	98.22
18	27	GT3PA	10	Optimum Motorsport Mark RADCLIFFE (GBR) Tom GAMBLE (GBR)	McLaren 720S GT3 Evo	18	1:01:21.893				
						18	50:42.554	82.64	2:24.295	13	108.57
						0	0.000	0.00		0	
19	2	GT3PA	11	Team RJN Chris BUNCOMBE (GBR) Alex BUNCOMBE (GBR)	McLaren 720S GT3 Evo	12	56:37.321				
						12	33:18.040	58.81	2:25.838	3	107.43
						0	0.000	0.00		0	

2024 British GT Championship

PAID TEST 2 - DRIVER STATISTICS

POS	NO	CL	PIC	TEAM / DRIVERS	CAR	LAPS	RACE TIME	%	BEST	ON	MPH
20	31	GT4PA	1	Team Parker Racing Charles DAWSON (GBR) Seb MORRIS (GBR)	Mercedes-AMG GT4	14	59:47.033				
						11	29:56.607	50.09	2:32.192	4	102.94
						3	17:46.584	29.73	2:29.401	7	104.86
21	90	GT4S	1	Optimum Motorsport Zac MEAKIN (GBR) Jack BROWN (GBR)	McLaren Artura GT4	18	1:01:41.106				
						8	22:32.720	36.55	2:30.590	7	104.04
						10	26:56.234	43.67	2:30.462	11	104.12
22	20	GT4PA	2	Mahiki Racing Ian DUGGAN (GBR) Gordie MUTCH (GBR)	Lotus Emira GT4	17	1:01:15.957				
						11	30:49.851	50.32	2:35.651	14	100.65
						6	17:47.806	29.05	2:30.502	5	104.10
23	71	GT4PA	3	Century Motorsport Ravi RAMYEAD (GBR) Charlie ROBERTSON (GBR)	BMW M4 GT4	11	41:31.708				
						5	14:28.452	34.85	2:31.680	2	103.29
						6	15:17.512	36.82	2:31.141	8	103.66
24	47	GT4PA	4	Forsetti Motorsport Marc WARREN (GBR) William ORTON (GBR)	Aston Martin Vantage AMR GT4 Evo	18	1:01:24.477				
						9	24:17.158	39.55	2:31.399	12	103.48
						9	26:57.647	43.90	2:31.351	4	103.51
25	62	GT4S	2	Academy Motorsport Will MOORE (GBR) Matt NICOLL-JONES (GBR)	Ford Mustang GT4 2024	11	59:47.590				
						8	23:19.965	39.02	2:35.264	6	100.90
						3	11:42.449	19.58	2:31.633	2	103.32
26	7	GT4S	3	Forsetti Motorsport Jamie DAY (GBR) Mikey PORTER (GBR)	Aston Martin Vantage AMR GT4 Evo	16	1:00:10.820				
						4	18:03.544	30.01	2:31.888	3	103.15
						12	32:18.152	53.68	2:34.683	6	101.28
27	12	GT4PA	5	Paddock Motorsport Ed MCDERMOTT (GBR) Matt COWLEY (GBR)	Mercedes-AMG GT4	19	1:01:46.365				
						14	39:12.989	63.49	2:38.556	12	98.81
						5	12:56.305	20.95	2:32.217	3	102.92
28	56	GT4S	4	DTO Motorsport Stuart MIDDLETON (GBR) Freddie TOMLINSON (GBR)	Ginetta G56 GT4 Evo	12	46:06.309				
						8	21:00.249	45.56	2:32.364	7	102.82
						4	20:34.468	44.63	2:34.584	3	101.35
29	17	GT4S	5	RAM Racing Luca HOPKINSON (USA) Harry GEORGE (GBR)	Mercedes-AMG GT4	14	45:09.758				
						11	30:33.613	67.67	2:32.657	4	102.63
						3	7:57.581	17.62	2:37.091	13	99.73
30	61	GT4S	6	Academy Motorsport Marco SIGNORETTI (CAN) Erik EVANS (USA)	Ford Mustang GT4 2024	17	1:00:45.583				
						7	20:12.364	33.26	2:32.717	3	102.59
						10	27:07.436	44.64	2:33.415	10	102.12
31	11	GT4S	7	Paddock Motorsport Alex WALKER (GBR) Adam HATFIELD (GBR)	McLaren Artura GT4	12	51:33.306				
						8	22:45.335	44.14	2:32.763	3	102.56
						4	22:51.823	44.35	2:34.827	7	101.19
32	29	GT4PA	6	Century Motorsport Ian GOUGH (GBR) Tom WRIGLEY (GBR)	BMW M4 GT4	13	43:54.674				
						9	26:57.902	61.41	2:33.613	4	101.99
						4	10:59.656	25.04	2:32.828	12	102.51
33	44	GT4PA	7	Toyota Gazoo Racing UK Kavi JUNDU (GBR) Dan VAUGHAN (GBR)	Toyota GR Supra GT4 Evo	14	56:21.306				
						0	0.000	0.00		0	
						14	38:22.727	68.10	2:33.157	6	102.29
34	69	GT4PA	8	Mahiki Racing Steven LAKE (GBR) Nathan HARRISON (GBR)	Lotus Emira GT4	11	43:22.283				
						11	34:16.710	79.03	2:33.265	10	102.22
						0	0.000	0.00		0	
35	99	GT3PA	12	Greystone GT Andrey BORODIN (ND) Oliver WEBB (GBR)	McLaren 720S GT3 Evo	4	12:42.447				
						4	12:36.284	99.19	2:33.453	2	102.09
						0	0.000	0.00		0	
36	58	GT4PA	9	CWS Racing Colin WHITE (GBR) Thomas HOLLAND (GBR)	Ginetta G56 GT4 Evo	15	50:39.944				
						6	16:44.883	33.06	2:37.263	11	99.62
						9	28:47.047	56.81	2:33.848	4	101.83
37	95	GT4S	8	RACELAB Callum DAVIES (GBR) Sai SANJAY (IND)	McLaren Artura GT4	8	59:55.696				
						5	14:01.480	23.40	2:46.978	6	93.82
						3	45:54.216	76.60	2:34.625	2	101.32

2024 British GT Championship

PAID TEST 2 - PIT STOP ANALYSIS

P1	6 GT3PA	2 Seas Motorsport	Mercedes-AMG GT3 Evo				
D1: Ian LOGGIE	Total Stint: 6 Laps - 16:42.240 (37.7%)		Best Lap: 2:22.930 On Lap 8 @ 109.61 mph				
D2: Phil KEEN	Total Stint: 8 Laps - 20:03.150 (45.26%)		Best Lap: 2:17.177 On Lap 2 @ 114.21 mph				

STOP	IN TIME	DRIVER IN	STINT TIME	STOP TIME	TOTAL STOP TIME	OUT TIME	DRIVER OUT
1 -	16:52:38.048	Ian LOGGIE	17:16.873	2:11.400	2:11.400	16:54:49.448	Ian LOGGIE
2 -	16:57:12.288	Ian LOGGIE	2:22.840	2:11.488	4:22.888	16:59:23.776	Phil KEEN
3 -	17:04:18.327	Phil KEEN					

P2	78 GT3PA	Barwell Motorsport	Lamborghini Huracan GT3 Evo2				
D1: Alex MARTIN	Total Stint: 9 Laps - 33:39.916 (56.86%)		Best Lap: 2:19.544 On Lap 4 @ 112.27 mph				
D2: Sandy MITCHELL	Total Stint: 7 Laps - 23:32.955 (39.77%)		Best Lap: 2:17.765 On Lap 8 @ 113.72 mph				

STOP	IN TIME	DRIVER IN	STINT TIME	STOP TIME	TOTAL STOP TIME	OUT TIME	DRIVER OUT
1 -	16:49:01.279	Sandy MITCHELL	11:11.287	6:24.257	6:24.257	16:55:25.536	Alex MARTIN
2 -	17:05:36.604	Alex MARTIN	10:11.068	9:07.481	15:31.738	17:14:44.085	Sandy MITCHELL
-	Finish	Sandy MITCHELL	7:50.820				

P3	10 GT3SA	Blackthorn	Aston Martin Vantage AMR GT3 Evo				
D1: Matt TOPHAM	Total Stint: 8 Laps - 21:46.910 (35.52%)		Best Lap: 2:22.777 On Lap 5 @ 109.73 mph				
D2: Josh ROWLEDGE	Total Stint: 9 Laps - 30:29.890 (49.73%)		Best Lap: 2:17.962 On Lap 13 @ 113.56 mph				

STOP	IN TIME	DRIVER IN	STINT TIME	STOP TIME	TOTAL STOP TIME	OUT TIME	DRIVER OUT
1 -	17:02:21.206	Josh ROWLEDGE	26:02.724	2:01.508	2:01.508	17:04:22.714	Josh ROWLEDGE
2 -	17:07:22.977	Josh ROWLEDGE	3:00.263	8:21.236	10:22.744	17:15:44.213	Matt TOPHAM
-	Finish	Matt TOPHAM	5:43.754				

P4	63 GT3PA	Barwell Motorsport	Lamborghini Huracan GT3 Evo2				
D1: Rob COLLARD	Total Stint: 13 Laps - 35:41.824 (59.25%)		Best Lap: 2:18.043 On Lap 12 @ 113.49 mph				
D2: Ricky COLLARD	Total Stint: 3 Laps - 8:16.861 (13.74%)		Best Lap: 2:40.236 On Lap 16 @ 97.77 mph				

STOP	IN TIME	DRIVER IN	STINT TIME	STOP TIME	TOTAL STOP TIME	OUT TIME	DRIVER OUT
1 -	16:31:15.600	Rob COLLARD	10:06.839	10:39.339	10:39.339	16:41:54.939	Rob COLLARD
2 -	17:03:27.523	Rob COLLARD	21:32.584	4:02.401	14:41.740	17:07:29.924	Ricky COLLARD
3 -	17:10:25.782	Ricky COLLARD	2:55.858	5:37.047	20:18.787	17:16:02.829	Ricky COLLARD
-	Finish	Ricky COLLARD	5:21.003				

P5	3 GT3PA	Greystone GT	Mercedes-AMG GT3 Evo				
D1: Mike PRICE	Total Stint: 8 Laps - 21:13.975 (34.79%)		Best Lap: 2:25.744 On Lap 10 @ 107.50 mph				
D2: Callum MACLEOD	Total Stint: 8 Laps - 27:47.707 (45.54%)		Best Lap: 2:18.432 On Lap 4 @ 113.17 mph				

STOP	IN TIME	DRIVER IN	STINT TIME	STOP TIME	TOTAL STOP TIME	OUT TIME	DRIVER OUT
1 -	16:31:57.560	Callum MACLEOD	11:45.550	8:37.761	8:37.761	16:40:35.321	Callum MACLEOD
2 -	16:47:44.189	Callum MACLEOD	7:08.868	8:53.289	17:31.050	16:56:37.478	Mike PRICE
3 -	17:04:16.854	Mike PRICE	7:39.376	3:22.359	20:53.409	17:07:39.213	Mike PRICE
4 -	17:21:07.605	Mike PRICE					

P6	18 GT3PA	2 Seas Motorsport	Mercedes-AMG GT3 Evo				
D1: Kevin TSE	Total Stint: 10 Laps - 29:19.303 (67.32%)		Best Lap: 2:18.829 On Lap 5 @ 112.85 mph				
D2: Maximilian GOETZ	Total Stint: 2 Laps - 7:38.337 (17.54%)						

STOP	IN TIME	DRIVER IN	STINT TIME	STOP TIME	TOTAL STOP TIME	OUT TIME	DRIVER OUT
1 -	16:49:34.039	Kevin TSE	11:21.810	2:00.538	2:00.538	16:51:34.577	Maximilian GOETZ
2 -	16:57:11.194	Maximilian GOETZ	5:36.617	2:01.720	4:02.258	16:59:12.914	Kevin TSE
3 -	17:04:38.801	Kevin TSE					

P7	87 GT3PA	Blackthorn	Aston Martin Vantage AMR GT3 Evo				
D1: Giacomo PETROBELLI	Total Stint: 7 Laps - 21:36.877 (34.55%)		Best Lap: 2:21.680 On Lap 7 @ 110.58 mph				
D2: Jonny ADAM	Total Stint: 11 Laps - 35:54.614 (57.4%)		Best Lap: 2:19.056 On Lap 4 @ 112.67 mph				

STOP	IN TIME	DRIVER IN	STINT TIME	STOP TIME	TOTAL STOP TIME	OUT TIME	DRIVER OUT
1 -	16:31:48.846	Jonny ADAM	11:41.248	7:28.098	7:28.098	16:39:16.944	Giacomo PETROBELLI
2 -	16:48:48.864	Giacomo PETROBELLI	9:31.920	4:12.021	11:40.119	16:53:00.885	Giacomo PETROBELLI
3 -	16:55:25.931	Giacomo PETROBELLI	2:25.046	2:02.884	13:43.003	16:57:28.815	Jonny ADAM
4 -	16:59:49.833	Jonny ADAM	2:21.018	1:20.146	15:03.149	17:01:09.979	Giacomo PETROBELLI
5 -	17:06:35.158	Giacomo PETROBELLI	5:25.179	2:11.848	17:14.997	17:08:47.006	Jonny ADAM
6 -	17:19:03.679	Jonny ADAM	10:16.673	49.974	18:04.971	17:19:53.653	Jonny ADAM
7 -	17:22:34.767	Jonny ADAM					

2024 British GT Championship

PAID TEST 2 - PIT STOP ANALYSIS

P8	22 GT3SA	Century Motorsport	BMW M4 GT3
D1: Carl CAVERS		Total Stint: 12 Laps - 31:34.746 (51.81%)	Best Lap: 2:25.104 On Lap 8 @ 107.97 mph
D2: Lewis PLATO		Total Stint: 6 Laps - 16:19.903 (26.8%)	Best Lap: 2:19.115 On Lap 4 @ 112.62 mph

STOP	IN TIME	DRIVER IN	STINT TIME	STOP TIME	TOTAL STOP TIME	OUT TIME	DRIVER OUT
1 -	16:52:21.895	Carl CAVERS	15:06.568	6:45.115	6:45.115	16:59:07.010	Carl CAVERS
2 -	17:04:37.918	Carl CAVERS	5:30.908	3:26.056	10:11.171	17:08:03.974	Carl CAVERS
3 -	17:21:40.072	Carl CAVERS					

P9	88 GT3AM	Garage 59	McLaren 720S GT3 Evo
D1: Miguel RAMOS		Total Stint: 0 Laps	

STOP	IN TIME	DRIVER IN	STINT TIME	STOP TIME	TOTAL STOP TIME	OUT TIME	DRIVER OUT
1 -	16:51:40.213						

P10	77 GT3PA	Garage 59	McLaren 720S GT3 Evo
D1: Morgan TILLBROOK		Total Stint: 9 Laps - 34:24.285 (78.69%)	Best Lap: 2:20.250 On Lap 7 @ 111.71 mph
D2: Marcus CLUTTON		Total Stint: 1 Laps - 2:44.968 (6.29%)	

STOP	IN TIME	DRIVER IN	STINT TIME	STOP TIME	TOTAL STOP TIME	OUT TIME	DRIVER OUT
1 -	16:50:08.585	Morgan TILLBROOK	16:04.268	12:29.956	12:29.956	17:02:38.541	Marcus CLUTTON
2 -	17:05:23.509	Marcus CLUTTON					

P11	67 GT3SA	Orange Racing by JMH	McLaren 720S GT3 Evo
D1: Simon ORANGE		Total Stint: 10 Laps - 30:45.413 (51.79%)	Best Lap: 2:24.258 On Lap 5 @ 108.60 mph
D2: Tom ROCHE		Total Stint: 7 Laps - 18:14.006 (30.7%)	Best Lap: 2:20.664 On Lap 12 @ 111.38 mph

STOP	IN TIME	DRIVER IN	STINT TIME	STOP TIME	TOTAL STOP TIME	OUT TIME	DRIVER OUT
1 -	16:52:07.122	Simon ORANGE	15:21.975	4:39.413	4:39.413	16:56:46.535	Tom ROCHE
2 -	17:04:08.664	Tom ROCHE	7:22.129	4:30.504	9:09.917	17:08:39.168	Tom ROCHE
3 -	17:19:31.045	Tom ROCHE					

P12	59 GT3SA	Garage 59	McLaren 720S GT3 Evo
D1: Shaun BALFE		Total Stint: 7 Laps - 31:48.885 (74.41%)	Best Lap: 2:21.548 On Lap 6 @ 110.68 mph
D2: Adam SMALLEY		Total Stint: 1 Laps - 2:39.093 (6.2%)	

STOP	IN TIME	DRIVER IN	STINT TIME	STOP TIME	TOTAL STOP TIME	OUT TIME	DRIVER OUT
1 -	16:28:44.521	Shaun BALFE	6:42.323	3:34.799	3:34.799	16:32:19.320	Shaun BALFE
2 -	16:51:11.319	Shaun BALFE	14:28.473	10:51.010	14:25.809	17:02:02.329	Adam SMALLEY
3 -	17:04:41.422	Adam SMALLEY					

P13	15 GT3PA	RAM Racing	BMW M4 GT3
D1: John FERGUSON		Total Stint: 12 Laps - 32:27.793 (52.84%)	Best Lap: 2:22.738 On Lap 7 @ 109.76 mph
D2: Raffaele MARCIELLO		Total Stint: 6 Laps - 15:09.895 (24.68%)	Best Lap: 2:33.519 On Lap 18 @ 102.05 mph

STOP	IN TIME	DRIVER IN	STINT TIME	STOP TIME	TOTAL STOP TIME	OUT TIME	DRIVER OUT
1 -	16:25:25.097	John FERGUSON	4:52.256	1:37.275	1:37.275	16:27:02.372	John FERGUSON
2 -	16:57:27.010	John FERGUSON	21:41.731	2:00.301	3:37.576	16:59:27.311	Raffaele MARCIELLO
3 -	17:04:34.023	Raffaele MARCIELLO	5:06.712	3:20.011	6:57.587	17:07:54.034	Raffaele MARCIELLO
4 -	17:10:26.953	Raffaele MARCIELLO	2:32.919	2:00.763	8:58.350	17:12:27.716	Raffaele MARCIELLO
5 -	17:14:56.165	Raffaele MARCIELLO	2:28.449	2:01.395	10:59.745	17:16:57.560	Raffaele MARCIELLO
-	Finish	Raffaele MARCIELLO	5:01.815				

P14	9 GT3PA	Paddock Motorsport	McLaren 720S GT3 Evo
D1: Mark SMITH		Total Stint: 16 Laps - 45:57.270 (78.22%)	Best Lap: 2:22.769 On Lap 9 @ 109.74 mph
D2: Martin PLOWMAN		Total Stint: 4 Laps - 10:29.367 (17.85%)	Best Lap: 2:36.654 On Lap 18 @ 100.01 mph

STOP	IN TIME	DRIVER IN	STINT TIME	STOP TIME	TOTAL STOP TIME	OUT TIME	DRIVER OUT
1 -	17:04:14.146	Mark SMITH	26:37.717	4:30.598	4:30.598	17:08:44.744	Martin PLOWMAN
2 -	17:19:14.111	Martin PLOWMAN					

P15	8 GT3SA	Team Abba Racing	Mercedes-AMG GT3 Evo
D1: Richard NEARY		Total Stint: 11 Laps - 28:31.444 (71.3%)	Best Lap: 2:22.873 On Lap 11 @ 109.66 mph
D2: Sam NEARY		Total Stint: 2 Laps - 5:52.069 (14.67%)	

STOP	IN TIME	DRIVER IN	STINT TIME	STOP TIME	TOTAL STOP TIME	OUT TIME	DRIVER OUT
1 -	16:27:41.919	Richard NEARY	7:16.876	1:49.357	1:49.357	16:29:31.276	Sam NEARY
2 -	17:00:18.866	Richard NEARY					

2024 British GT Championship

PAID TEST 2 - PIT STOP ANALYSIS

P16	32 GT3SA	J&S Racing	Audi R8 LMS GT3 EVO II				
D1: Sacha KAKAD	Total Stint: 13 Laps - 36:42.187 (60.16%)		Best Lap: 2:24.725 On Lap 12 @ 108.25 mph				
D2: Hugo COOK	Total Stint: 7 Laps - 19:57.231 (32.7%)		Best Lap: 2:23.393 On Lap 2 @ 109.26 mph				

STOP	IN TIME	DRIVER IN	STINT TIME	STOP TIME	TOTAL STOP TIME	OUT TIME	DRIVER OUT
1 -	16:27:06.447	Hugo COOK	7:02.067	1:12.358	1:12.358	16:28:18.805	Sacha KAKAD
2 -	16:58:39.842	Sacha KAKAD	20:16.864	2:03.915	3:16.273	17:00:43.757	Hugo COOK
3 -	17:03:08.271	Hugo COOK	2:24.514	3:25.896	6:42.169	17:06:34.167	Hugo COOK
4 -	17:14:22.380	Hugo COOK	7:48.213	1:30.079	8:12.248	17:15:52.459	Sacha KAKAD
-	Finish	Sacha KAKAD	5:12.738				

P17	97 GT3SA	Beechdean AMR	Aston Martin Vantage AMR GT3 Evo				
D1: Andrew HOWARD	Total Stint: 8 Laps - 21:46.035 (39.86%)		Best Lap: 2:24.217 On Lap 6 @ 108.63 mph				
D2: Jessica HAWKINS	Total Stint: 5 Laps - 13:20.740 (24.44%)		Best Lap: 2:29.504 On Lap 12 @ 98.22 mph				

STOP	IN TIME	DRIVER IN	STINT TIME	STOP TIME	TOTAL STOP TIME	OUT TIME	DRIVER OUT
1 -	16:31:23.856	Andrew HOWARD	9:53.760	7:42.749	7:42.749	16:39:06.605	Andrew HOWARD
2 -	16:46:26.636	Andrew HOWARD	7:20.031	5:22.045	13:04.794	16:51:48.681	Andrew HOWARD
3 -	16:54:20.684	Andrew HOWARD	2:32.003	2:00.241	15:05.035	16:56:20.925	Jessica HAWKINS
4 -	16:58:57.114	Jessica HAWKINS	2:36.189	3:02.327	18:07.362	17:01:59.441	Jessica HAWKINS
5 -	17:04:44.231	Jessica HAWKINS	2:44.790	3:16.347	21:23.709	17:08:00.578	Jessica HAWKINS
6 -	17:16:00.339	Jessica HAWKINS					

P18	27 GT3PA	Optimum Motorsport	McLaren 720S GT3 Evo				
D1: Mark RADCLIFFE	Total Stint: 18 Laps - 50:42.554 (82.64%)		Best Lap: 2:24.295 On Lap 13 @ 108.57 mph				
D2: Tom GAMBLE	Total Stint: 0 Laps						

STOP	IN TIME	DRIVER IN	STINT TIME	STOP TIME	TOTAL STOP TIME	OUT TIME	DRIVER OUT
1 -	16:28:13.932	Mark RADCLIFFE	7:43.944	1:58.463	1:58.463	16:30:12.395	Mark RADCLIFFE
2 -	17:04:11.203	Mark RADCLIFFE	26:46.186	6:50.268	8:48.731	17:11:01.471	Mark RADCLIFFE
-	Finish	Mark RADCLIFFE	10:50.410				

P19	2 GT3PA	Team RJN	McLaren 720S GT3 Evo				
D1: Chris BUNCOMBE	Total Stint: 12 Laps - 33:18.040 (58.81%)		Best Lap: 2:25.838 On Lap 3 @ 107.43 mph				
D2: Alex BUNCOMBE	Total Stint: 0 Laps						

STOP	IN TIME	DRIVER IN	STINT TIME	STOP TIME	TOTAL STOP TIME	OUT TIME	DRIVER OUT
1 -	16:50:25.354	Chris BUNCOMBE	14:09.265	2:20.480	2:20.480	16:52:45.834	Chris BUNCOMBE
2 -	16:58:01.165	Chris BUNCOMBE	5:15.331	2:22.671	4:43.151	17:00:23.836	Chris BUNCOMBE
3 -	17:02:58.802	Chris BUNCOMBE	2:34.966	7:17.722	12:00.873	17:10:16.524	Chris BUNCOMBE
-	Finish	Chris BUNCOMBE	10:54.594				

P20	31 GT4PA	Team Parker Racing	Mercedes-AMG GT4				
D1: Charles DAWSON	Total Stint: 11 Laps - 29:56.607 (50.09%)		Best Lap: 2:32.192 On Lap 4 @ 102.94 mph				
D2: Seb MORRIS	Total Stint: 3 Laps - 17:46.584 (29.73%)		Best Lap: 2:29.401 On Lap 7 @ 104.86 mph				

STOP	IN TIME	DRIVER IN	STINT TIME	STOP TIME	TOTAL STOP TIME	OUT TIME	DRIVER OUT
1 -	16:49:06.081	Seb MORRIS	15:24.499	9:44.841	9:44.841	16:58:50.922	Charles DAWSON
2 -	17:04:25.965	Charles DAWSON	5:35.043	4:34.841	14:19.682	17:09:00.806	Charles DAWSON
-	Finish	Charles DAWSON	11:26.185				

P21	90 GT4S	Optimum Motorsport	McLaren Artura GT4				
D1: Zac MEAKIN	Total Stint: 8 Laps - 22:32.720 (36.55%)		Best Lap: 2:30.590 On Lap 7 @ 104.04 mph				
D2: Jack BROWN	Total Stint: 10 Laps - 26:56.234 (43.67%)		Best Lap: 2:30.462 On Lap 11 @ 104.12 mph				

STOP	IN TIME	DRIVER IN	STINT TIME	STOP TIME	TOTAL STOP TIME	OUT TIME	DRIVER OUT
1 -	16:23:01.964	Zac MEAKIN	2:34.951	1:52.132	1:52.132	16:24:54.096	Zac MEAKIN
2 -	16:27:21.929	Zac MEAKIN	2:27.833	1:54.087	3:46.219	16:29:16.016	Zac MEAKIN
3 -	16:50:39.777	Zac MEAKIN	15:05.583	1:17.474	5:03.693	16:51:57.251	Jack BROWN
4 -	17:07:50.032	Jack BROWN	15:52.781	3:14.634	8:18.327	17:11:04.666	Jack BROWN
-	Finish	Jack BROWN	11:03.453				

P22	20 GT4PA	Mahiki Racing	Lotus Emira GT4				
D1: Ian DUGGAN	Total Stint: 11 Laps - 30:49.851 (50.32%)		Best Lap: 2:35.651 On Lap 14 @ 100.65 mph				
D2: Gordie MUTCH	Total Stint: 6 Laps - 17:47.806 (29.05%)		Best Lap: 2:30.502 On Lap 5 @ 104.10 mph				

STOP	IN TIME	DRIVER IN	STINT TIME	STOP TIME	TOTAL STOP TIME	OUT TIME	DRIVER OUT
1 -	17:04:36.633	Ian DUGGAN	26:32.162	10:33.130	10:33.130	17:15:09.763	Ian DUGGAN
2 -	17:21:20.012	Ian DUGGAN					

2024 British GT Championship

PAID TEST 2 - PIT STOP ANALYSIS

P23	71 GT4PA	Century Motorsport	BMW M4 GT4
D1: Ravi RAMYEAD	Total Stint: 5 Laps - 14:28.452 (34.85%)		Best Lap: 2:31.680 On Lap 2 @ 103.29 mph
D2: Charlie ROBERTSON	Total Stint: 6 Laps - 15:17.512 (36.82%)		Best Lap: 2:31.141 On Lap 8 @ 103.66 mph

STOP	IN TIME	DRIVER IN	STINT TIME	STOP TIME	TOTAL STOP TIME	OUT TIME	DRIVER OUT
1 -	16:49:50.062	Charlie ROBERTSON	13:36.830	8:07.484	8:07.484	16:57:57.546	Charlie ROBERTSON
2 -	17:03:03.514	Charlie ROBERTSON					

P24	47 GT4PA	Forsetti Motorsport	Aston Martin Vantage AMR GT4 Evo
D1: Marc WARREN	Total Stint: 9 Laps - 24:17.158 (39.55%)		Best Lap: 2:31.399 On Lap 12 @ 103.48 mph
D2: William ORTON	Total Stint: 9 Laps - 26:57.647 (43.9%)		Best Lap: 2:31.351 On Lap 4 @ 103.51 mph

STOP	IN TIME	DRIVER IN	STINT TIME	STOP TIME	TOTAL STOP TIME	OUT TIME	DRIVER OUT
1 -	16:50:22.792	William ORTON	15:09.627	2:51.901	2:51.901	16:53:14.693	Marc WARREN
2 -	17:03:33.456	Marc WARREN	10:18.763	5:08.638	8:00.539	17:08:42.094	Marc WARREN
-	Finish	Marc WARREN	13:58.395				

P25	62 GT4S	Academy Motorsport	Ford Mustang GT4 2024
D1: Will MOORE	Total Stint: 8 Laps - 23:19.965 (39.02%)		Best Lap: 2:35.264 On Lap 6 @ 100.90 mph
D2: Matt NICOLL-JONES	Total Stint: 3 Laps - 11:42.449 (19.58%)		Best Lap: 2:31.633 On Lap 2 @ 103.32 mph

STOP	IN TIME	DRIVER IN	STINT TIME	STOP TIME	TOTAL STOP TIME	OUT TIME	DRIVER OUT
1 -	16:27:50.936	Matt NICOLL-JONES	7:34.864	4:07.585	4:07.585	16:31:58.521	Will MOORE
2 -	16:47:23.901	Will MOORE	11:13.161	21:09.262	25:16.847	17:08:33.163	Will MOORE
-	Finish	Will MOORE	11:30.499				

P26	7 GT4S	Forsetti Motorsport	Aston Martin Vantage AMR GT4 Evo
D1: Jamie DAY	Total Stint: 4 Laps - 18:03.544 (30.01%)		Best Lap: 2:31.888 On Lap 3 @ 103.15 mph
D2: Mikey PORTER	Total Stint: 12 Laps - 32:18.152 (53.68%)		Best Lap: 2:34.683 On Lap 6 @ 101.28 mph

STOP	IN TIME	DRIVER IN	STINT TIME	STOP TIME	TOTAL STOP TIME	OUT TIME	DRIVER OUT
1 -	16:31:28.553	Jamie DAY	10:07.198	7:56.346	7:56.346	16:39:24.899	Mikey PORTER
2 -	16:49:48.362	Mikey PORTER	10:23.463	7:59.552	15:55.898	16:57:47.914	Mikey PORTER
3 -	17:05:55.889	Mikey PORTER	8:07.975	1:49.572	17:45.470	17:07:45.461	Mikey PORTER
-	Finish	Mikey PORTER	13:46.714				

P27	12 GT4PA	Paddock Motorsport	Mercedes-AMG GT4
D1: Ed MCDERMOTT	Total Stint: 14 Laps - 39:12.989 (63.49%)		Best Lap: 2:38.556 On Lap 12 @ 98.81 mph
D2: Matt COWLEY	Total Stint: 5 Laps - 12:56.305 (20.95%)		Best Lap: 2:32.217 On Lap 3 @ 102.92 mph

STOP	IN TIME	DRIVER IN	STINT TIME	STOP TIME	TOTAL STOP TIME	OUT TIME	DRIVER OUT
1 -	17:05:30.567	Ed MCDERMOTT	31:44.335	2:27.515	2:27.515	17:07:58.082	Ed MCDERMOTT
-	Finish	Ed MCDERMOTT	14:32.029				

P28	56 GT4S	DTO Motorsport	Ginetta G56 GT4 Evo
D1: Stuart MIDDLETON	Total Stint: 8 Laps - 21:00.249 (45.56%)		Best Lap: 2:32.364 On Lap 7 @ 102.82 mph
D2: Freddie TOMLINSON	Total Stint: 4 Laps - 20:34.468 (44.63%)		Best Lap: 2:34.584 On Lap 3 @ 101.35 mph

STOP	IN TIME	DRIVER IN	STINT TIME	STOP TIME	TOTAL STOP TIME	OUT TIME	DRIVER OUT
1 -	16:30:46.758	Freddie TOMLINSON	10:29.334	10:05.134	10:05.134	16:40:51.892	Stuart MIDDLETON
2 -	16:56:12.678	Stuart MIDDLETON	15:20.786	4:25.138	14:30.272	17:00:37.816	Stuart MIDDLETON
3 -	17:06:17.279	Stuart MIDDLETON					

P29	17 GT4S	RAM Racing	Mercedes-AMG GT4
D1: Luca HOPKINSON	Total Stint: 11 Laps - 30:33.613 (67.67%)		Best Lap: 2:32.657 On Lap 4 @ 102.63 mph
D2: Harry GEORGE	Total Stint: 3 Laps - 7:57.581 (17.62%)		Best Lap: 2:37.091 On Lap 13 @ 99.73 mph

STOP	IN TIME	DRIVER IN	STINT TIME	STOP TIME	TOTAL STOP TIME	OUT TIME	DRIVER OUT
1 -	16:56:47.524	Luca HOPKINSON	21:54.316	1:20.046	1:20.046	16:58:07.570	Harry GEORGE
2 -	17:06:05.151	Harry GEORGE					

P30	61 GT4S	Academy Motorsport	Ford Mustang GT4 2024
D1: Marco SIGNORETTI	Total Stint: 7 Laps - 20:12.364 (33.26%)		Best Lap: 2:32.717 On Lap 3 @ 102.59 mph
D2: Erik EVANS	Total Stint: 10 Laps - 27:07.436 (44.64%)		Best Lap: 2:33.415 On Lap 10 @ 102.12 mph

STOP	IN TIME	DRIVER IN	STINT TIME	STOP TIME	TOTAL STOP TIME	OUT TIME	DRIVER OUT
1 -	16:31:00.067	Marco SIGNORETTI	10:22.122	9:03.917	9:03.917	16:40:03.984	Marco SIGNORETTI
2 -	16:47:46.154	Marco SIGNORETTI	7:42.170	2:08.072	11:11.989	16:49:54.226	Erik EVANS
3 -	17:05:44.781	Erik EVANS	15:50.555	4:21.866	15:33.855	17:10:06.647	Erik EVANS
-	Finish	Erik EVANS	11:16.881				

2024 British GT Championship

PAID TEST 2 - PIT STOP ANALYSIS

P31	11 GT4S	Paddock Motorsport	McLaren Artura GT4				
D1: Alex WALKER	Total Stint: 8 Laps - 22:45.335 (44.14%)		Best Lap: 2:32.763 On Lap 3 @ 102.56 mph				
D2: Adam HATFIELD	Total Stint: 4 Laps - 22:51.823 (44.35%)		Best Lap: 2:34.827 On Lap 7 @ 101.19 mph				

STOP	IN TIME	DRIVER IN	STINT TIME	STOP TIME	TOTAL STOP TIME	OUT TIME	DRIVER OUT
1 -	16:50:19.427	Adam HATFIELD	16:17.522	12:17.055	12:17.055	17:02:36.482	Alex WALKER
2 -	17:12:13.368	Alex WALKER					

P32	29 GT4PA	Century Motorsport	BMW M4 GT4				
D1: Ian GOUGH	Total Stint: 9 Laps - 26:57.902 (61.41%)		Best Lap: 2:33.613 On Lap 4 @ 101.99 mph				
D2: Tom WRIGLEY	Total Stint: 4 Laps - 10:59.656 (25.04%)		Best Lap: 2:32.828 On Lap 12 @ 102.51 mph				

STOP	IN TIME	DRIVER IN	STINT TIME	STOP TIME	TOTAL STOP TIME	OUT TIME	DRIVER OUT
1 -	16:50:48.112	Ian GOUGH	16:08.781	2:43.121	2:43.121	16:53:31.233	Tom WRIGLEY
2 -	17:04:30.889	Tom WRIGLEY					

P33	44 GT4PA	Toyota Gazoo Racing UK	Toyota GR Supra GT4 Evo				
D1: Kavi JUNDU	Total Stint: 0 Laps		Best Lap: 2:33.157 On Lap 6 @ 102.29 mph				
D2: Dan VAUGHAN	Total Stint: 14 Laps - 38:22.727 (68.1%)						

STOP	IN TIME	DRIVER IN	STINT TIME	STOP TIME	TOTAL STOP TIME	OUT TIME	DRIVER OUT
1 -	16:32:05.685	Dan VAUGHAN	8:06.215	8:49.694	8:49.694	16:40:55.379	Dan VAUGHAN
2 -	16:51:15.310	Dan VAUGHAN	10:19.931	4:45.263	13:34.957	16:56:00.573	Dan VAUGHAN
3 -	17:04:33.166	Dan VAUGHAN	8:32.593	4:23.622	17:58.579	17:08:56.788	Dan VAUGHAN
-	Finish	Dan VAUGHAN	11:23.988				

P34	69 GT4PA	Mahiki Racing	Lotus Emira GT4				
D1: Steven LAKE	Total Stint: 11 Laps - 34:16.710 (79.03%)		Best Lap: 2:33.265 On Lap 10 @ 102.22 mph				
D2: Nathan HARRISON	Total Stint: 0 Laps						

STOP	IN TIME	DRIVER IN	STINT TIME	STOP TIME	TOTAL STOP TIME	OUT TIME	DRIVER OUT
1 -	16:51:53.987	Steven LAKE	13:05.128	3:47.118	3:47.118	16:55:41.105	Steven LAKE
2 -	17:03:36.460	Steven LAKE					

P36	58 GT4PA	CWS Racing	Ginetta G56 GT4 Evo				
D1: Colin WHITE	Total Stint: 6 Laps - 16:44.883 (33.06%)		Best Lap: 2:37.263 On Lap 11 @ 99.62 mph				
D2: Thomas HOLLAND	Total Stint: 9 Laps - 28:47.047 (56.81%)		Best Lap: 2:33.848 On Lap 4 @ 101.83 mph				

STOP	IN TIME	DRIVER IN	STINT TIME	STOP TIME	TOTAL STOP TIME	OUT TIME	DRIVER OUT
1 -	16:50:28.704	Thomas HOLLAND	13:06.464	2:48.247	2:48.247	16:53:16.951	Colin WHITE
2 -	17:04:06.417	Colin WHITE	10:49.466	2:41.222	5:29.469	17:06:47.639	Colin WHITE
3 -	17:12:43.056	Colin WHITE					

P37	95 GT4S	RACELAB	McLaren Artura GT4				
D1: Callum DAVIES	Total Stint: 5 Laps - 14:01.480 (23.4%)		Best Lap: 2:46.978 On Lap 6 @ 93.82 mph				
D2: Sai SANJAY	Total Stint: 3 Laps - 45:54.216 (76.6%)		Best Lap: 2:34.625 On Lap 2 @ 101.32 mph				

STOP	IN TIME	DRIVER IN	STINT TIME	STOP TIME	TOTAL STOP TIME	OUT TIME	DRIVER OUT
1 -	16:28:24.702	Sai SANJAY	8:02.787	37:51.429	37:51.429	17:06:16.131	Callum DAVIES
-	Finish	Callum DAVIES	14:01.480				

2024 British GT Championship

PAID TEST 2 - STATISTICS

Competitors Started 37
Planned Start 2024-06-21 @ 16:20:00.000
Actual Start 2024-06-21 @ 16:20:00.000
Finish Time 2024-06-21 @ 17:20:00.618
Track Length 4.3520mi.
Total Laps 529
Total Distance Covered 2302.2523mi.

Session Fastest Lap History

NO	CL	NAME	LAP TIME	TIME OF DAY	LAP	VEHICLE
6	GT3-PA	2 Seas Motorsport <i>P. KEEN</i>	2:17.177	16:24:38.021	2	Mercedes-AMG GT3 Evo

Flag History

TYPE	TIME OF DAY
GREEN	16:20:00.000
RED	16:32:59.248
GREEN	16:38:59.696
FINISH	17:20:00.618

Flag Statistics

TYPE	COUNT	TOTAL LAPS	TOTAL TIME
Green	2	19	59:50.770
Red	1	1	6:00.448
Safety Car	0	0	0.000
FCY	0	0	0.000

2024 British GT Championship

PAID TEST 2 - STATISTICS

CLASS : GT3-PA

12 Starters

Fastest Lap History

NO	NAME	LAP TIME	TIME OF DAY	LAP	VEHICLE
6	2 Seas Motorsport <i>P. KEEN</i>	2:17.177	16:24:38.021	2	Mercedes-AMG GT3 Evo

2024 British GT Championship

PAID TEST 2 - STATISTICS

CLASS : GT3-SA

7 Starters

Fastest Lap History

NO	NAME	LAP TIME	TIME OF DAY	LAP	VEHICLE
32	J&S Racing <i>H. COOK</i>	2:23.393	16:24:46.011	2	Audi R8 LMS GT3 EVO II
22	Century Motorsport <i>L. PLATO</i>	2:22.333	16:25:35.157	2	BMW M4 GT3
22	Century Motorsport <i>L. PLATO</i>	2:21.546	16:27:56.703	3	BMW M4 GT3
22	Century Motorsport <i>L. PLATO</i>	2:19.115	16:30:15.818	4	BMW M4 GT3
10	Blackthorn <i>J. ROWLEDGE</i>	2:17.962	16:59:54.720	13	Aston Martin Vantage AMR GT3 Evo

2024 British GT Championship

PAID TEST 2 - STATISTICS

CLASS : GT3-AM

1 Starters

Fastest Lap History

NO	NAME	LAP TIME	TIME OF DAY	LAP	VEHICLE
88	Garage 59 <i>M. RAMOS</i>	2:26.235	16:27:02.429	2	McLaren 720S GT3 Evo
88	Garage 59 <i>M. RAMOS</i>	2:22.962	16:29:25.390	3	McLaren 720S GT3 Evo
88	Garage 59 <i>M. RAMOS</i>	2:21.083	16:31:46.474	4	McLaren 720S GT3 Evo
88	Garage 59 <i>M. RAMOS</i>	2:19.615	16:46:27.892	7	McLaren 720S GT3 Evo

2024 British GT Championship

PAID TEST 2 - STATISTICS

CLASS : GT4-PA

9 Starters

Fastest Lap History

NO	NAME	LAP TIME	TIME OF DAY	LAP	VEHICLE
20	Mahiki Racing <i>G. MUTCH</i>	2:32.571	16:25:15.482	2	Lotus Emira GT4
71	Century Motorsport <i>R. RAMYEAD</i>	2:31.680	16:26:47.015	2	BMW M4 GT4
20	Mahiki Racing <i>G. MUTCH</i>	2:31.444	16:30:23.332	4	Lotus Emira GT4
47	Forsetti Motorsport <i>W. ORTON</i>	2:31.351	16:31:28.980	4	Aston Martin Vantage AMR GT4 Evo
20	Mahiki Racing <i>G. MUTCH</i>	2:30.502	16:32:53.834	5	Lotus Emira GT4
31	Team Parker Racing <i>S. MORRIS</i>	2:29.401	16:46:14.122	7	Mercedes-AMG GT4

2024 British GT Championship

PAID TEST 2 - STATISTICS

CLASS : GT4-S

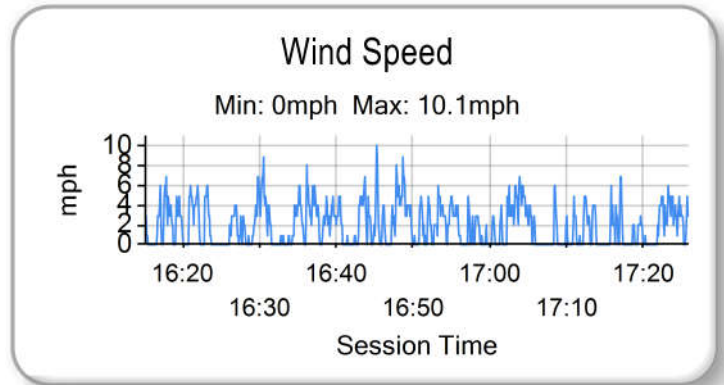
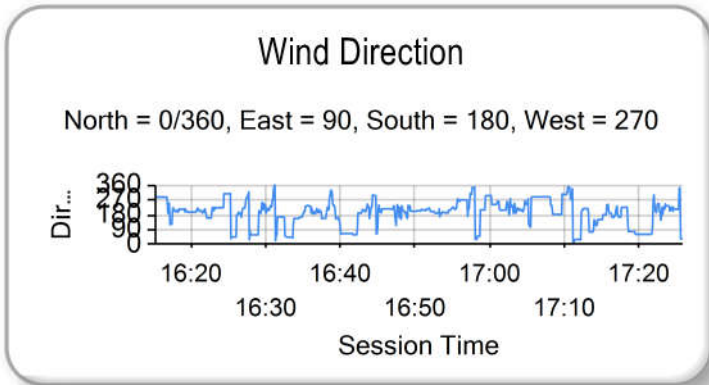
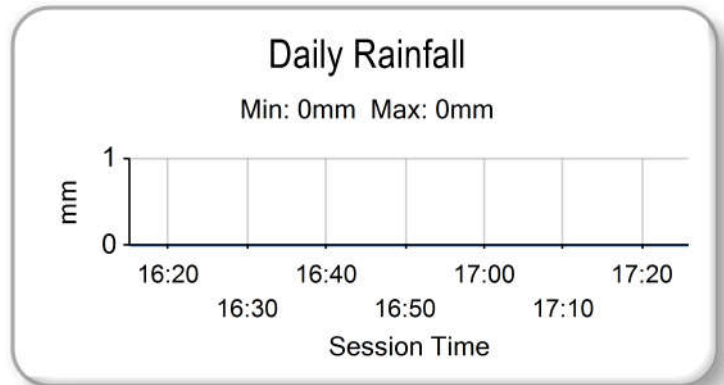
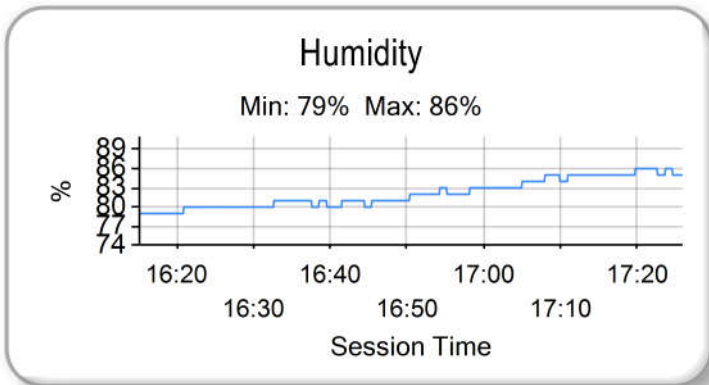
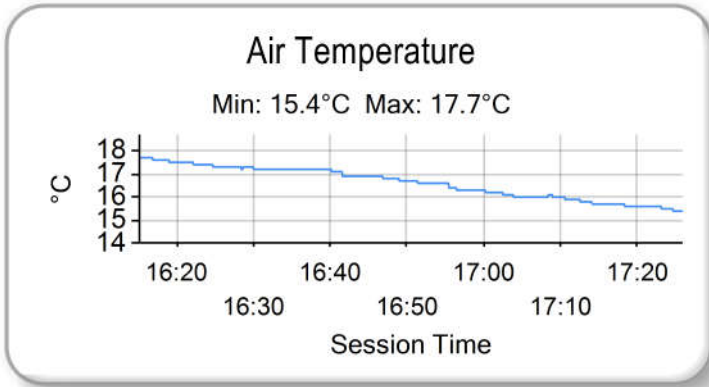
8 Starters

Fastest Lap History

NO	NAME	LAP TIME	TIME OF DAY	LAP	VEHICLE
62	Academy Motorsport <i>M. NICOLL-JONES</i>	2:31.633	16:25:17.119	2	Ford Mustang GT4 2024
90	Optimum Motorsport <i>Z. MEAKIN</i>	2:31.111	16:45:35.036	6	McLaren Artura GT4
90	Optimum Motorsport <i>Z. MEAKIN</i>	2:30.590	16:48:05.624	7	McLaren Artura GT4
90	Optimum Motorsport <i>J. BROWN</i>	2:30.462	16:59:27.970	11	McLaren Artura GT4

2024 British GT Championship

PAID TEST 2 - WEATHER CONDITIONS



2024 British GT Championship

PAID TEST - COMBINED CLASSIFICATION

POS	NO	CL	PIC	NAME	NAT	ENTRY	FIRST		SECOND		GAP	DIFF
							TIME	LAPS	TIME	LAPS		
1	6	GT3PA	1	2 Seas Motorsport		Mercedes-AMG GT3 Evo	2:19.757	16	2:17.177	14		
2	78	GT3PA	2	Barwell Motorsport		Lamborghini Huracan GT3 Evo2	2:21.711	15	2:17.765	16	0.588	0.588
3	10	GT3SA	1	Blackthorn		Aston Martin Vantage AMR GT3 Evo	2:30.829	14	2:17.962	17	0.785	0.197
4	63	GT3PA	3	Barwell Motorsport		Lamborghini Huracan GT3 Evo2	2:19.690	15	2:18.043	16	0.866	0.081
5	3	GT3PA	4	Greystone GT		Mercedes-AMG GT3 Evo	2:33.082	5	2:18.432	16	1.255	0.389
6	15	GT3PA	5	RAM Racing		BMW M4 GT3	2:18.454	10	2:22.738	18	1.277	0.022
7	18	GT3PA	6	2 Seas Motorsport		Mercedes-AMG GT3 Evo	2:21.689	15	2:18.829	12	1.652	0.375
8	32	GT3SA	2	J&S Racing		Audi R8 LMS GT3 EVO II	2:18.839	9	2:23.393	20	1.662	0.010
9	87	GT3PA	7	Blackthorn		Aston Martin Vantage AMR GT3 Evo	2:21.779	16	2:19.056	18	1.879	0.217
10	22	GT3SA	3	Century Motorsport		BMW M4 GT3	2:21.512	13	2:19.115	18	1.938	0.059
11	27	GT3PA	8	Optimum Motorsport		McLaren 720S GT3 Evo	2:19.299	10	2:24.295	18	2.122	0.184
12	2	GT3PA	9	Team RJN		McLaren 720S GT3 Evo	2:19.347	15	2:25.838	12	2.170	0.048
13	88	GT3AM	1	Garage 59		McLaren 720S GT3 Evo	2:20.506	13	2:19.615	9	2.438	0.268
14	8	GT3SA	4	Team Abba Racing		Mercedes-AMG GT3 Evo	2:19.783	13	2:22.873	13	2.606	0.168
15	9	GT3PA	10	Paddock Motorsport		McLaren 720S GT3 Evo	2:19.844	11	2:22.769	20	2.667	0.061
16	77	GT3PA	11	Garage 59		McLaren 720S GT3 Evo	2:21.848	15	2:20.250	10	3.073	0.406
17	67	GT3SA	5	Orange Racing by JMH		McLaren 720S GT3 Evo	2:25.893	14	2:20.664	17	3.487	0.414
18	59	GT3SA	6	Garage 59		McLaren 720S GT3 Evo	2:22.120	15	2:21.548	8	4.371	0.884
19	97	GT3SA	7	Beechdean AMR		Aston Martin Vantage AMR GT3 Evo	2:22.150	15	2:24.217	13	4.973	0.602
20	31	GT4PA	1	Team Parker Racing		Mercedes-AMG GT4	2:31.719	10	2:29.401	14	12.224	7.251
21	90	GT4S	1	Optimum Motorsport		McLaren Artura GT4	2:32.965	14	2:30.462	18	13.285	1.061
22	20	GT4PA	2	Mahiki Racing		Lotus Emira GT4	2:42.681	13	2:30.502	17	13.325	0.040
23	71	GT4PA	3	Century Motorsport		BMW M4 GT4	2:33.874	13	2:31.141	11	13.964	0.639
24	47	GT4PA	4	Forsetti Motorsport		Aston Martin Vantage AMR GT4 Evo	2:38.266	13	2:31.351	18	14.174	0.210
25	62	GT4S	2	Academy Motorsport		Ford Mustang GT4 2024	2:38.098	10	2:31.633	11	14.456	0.282
26	7	GT4S	3	Forsetti Motorsport		Aston Martin Vantage AMR GT4 Evo	2:32.388	13	2:31.888	16	14.711	0.255
27	12	GT4PA	5	Paddock Motorsport		Mercedes-AMG GT4	2:46.054	14	2:32.217	19	15.040	0.329
28	56	GT4S	4	DTO Motorsport		Ginetta G56 GT4 Evo	2:35.697	14	2:32.364	12	15.187	0.147
29	17	GT4S	5	RAM Racing		Mercedes-AMG GT4	2:37.042	8	2:32.657	14	15.480	0.293
30	61	GT4S	6	Academy Motorsport		Ford Mustang GT4 2024	2:33.698	12	2:32.717	17	15.540	0.060
31	11	GT4S	7	Paddock Motorsport		McLaren Artura GT4	2:36.765	15	2:32.763	12	15.586	0.046
32	29	GT4PA	6	Century Motorsport		BMW M4 GT4	2:34.121	13	2:32.828	13	15.651	0.065
33	44	GT4PA	7	Toyota Gazoo Racing UK		Toyota GR Supra GT4 Evo	2:35.696	12	2:33.157	14	15.980	0.329
34	69	GT4PA	8	Mahiki Racing		Lotus Emira GT4	2:34.940	11	2:33.265	11	16.088	0.108
35	99	GT3PA	12	Greystone GT		McLaren 720S GT3 Evo	2:35.150	9	2:33.453	4	16.276	0.188
36	58	GT4PA	9	CWS Racing		Ginetta G56 GT4 Evo	2:45.634	16	2:33.848	15	16.671	0.395
37	95	GT4S	8	RACELAB		McLaren Artura GT4	2:34.104	15	2:34.625	8	16.927	0.256

Weather / Track : Showers / Damp

These results are provisional until the conclusion of any judicial and technical matters.

Spa-Francorchamps: 4.3520 miles

Race Director: Peter Daly	Stewards:	Timekeeper: Gethin Rees	
---------------------------	-----------	-------------------------	---

Results can be found at www.tsl-timing.com

Printed - 17:28 Friday, 21 June 2024

2024 British GT Championship

FREE PRACTICE - CLASSIFICATION

POS	NO	CL	PIC	TEAM / DRIVERS	CAR	TIME	ON	LAPS	GAP	DIFF	MPH
1	6	GT3PA	1	2 Seas Motorsport Ian LOGGIE (GBR) / Phil KEEN (GBR)	Mercedes-AMG GT3 Evo	2:34.668	8	11			101.29
2	15	GT3PA	2	RAM Racing John FERGUSON (GBR) / Raffaele MARCIELLO (CHE)	BMW M4 GT3	2:35.645	8	9	0.977	0.977	100.66
3	18	GT3PA	3	2 Seas Motorsport Kevin TSE (HKG) / Maximilian GOETZ (DEU)	Mercedes-AMG GT3 Evo	2:36.092	6	14	1.424	0.447	100.37
4	59	GT3SA	1	Garage 59 Shaun BALFE (GBR) / Adam SMALLEY (GBR)	McLaren 720S GT3 Evo	2:36.606	6	11	1.938	0.514	100.04
5	3	GT3PA	4	Greystone GT Mike PRICE (GBR) / Callum MACLEOD (GBR)	Mercedes-AMG GT3 Evo	2:36.850	10	13	2.182	0.244	99.88
6	32	GT3SA	2	J&S Racing Sacha KAKAD (GBR) / Hugo COOK (GBR)	Audi R8 LMS GT3 EVO II	2:36.876	10	14	2.208	0.026	99.87
7	88	GT3AM	1	Garage 59 Miguel RAMOS (PRT)	McLaren 720S GT3 Evo	2:37.174	9	10	2.506	0.298	99.68
8	77	GT3PA	5	Garage 59 Morgan TILLBROOK (GBR) / Marcus CLUTTON (GBR)	McLaren 720S GT3 Evo	2:37.289	8	14	2.621	0.115	99.60
9	87	GT3PA	6	Blackthorn Giacomo PETROBELLI (ITA) / Jonny ADAM (GBR)	Aston Martin Vantage AMR GT3 Evo	2:37.358	5	7	2.690	0.069	99.56
10	9	GT3PA	7	Paddock Motorsport Mark SMITH (USA) / Martin PLOWMAN (GBR)	McLaren 720S GT3 Evo	2:38.208	9	17	3.540	0.850	99.03
11	78	GT3PA	8	Barwell Motorsport Alex MARTIN (GBR) / Sandy MITCHELL (GBR)	Lamborghini Huracan GT3 Evo2	2:38.332	9	12	3.664	0.124	98.95
12	8	GT3SA	3	Team Abba Racing Richard NEARY (GBR) / Sam NEARY (GBR)	Mercedes-AMG GT3 Evo	2:38.652	6	11	3.984	0.320	98.75
13	63	GT3PA	9	Barwell Motorsport Rob COLLARD (GBR) / Ricky COLLARD (GBR)	Lamborghini Huracan GT3 Evo2	2:39.610	8	9	4.942	0.958	98.16
14	27	GT3PA	10	Optimum Motorsport Mark RADCLIFFE (GBR) / Tom GAMBLE (GBR)	McLaren 720S GT3 Evo	2:39.624	5	11	4.956	0.014	98.15
15	97	GT3SA	4	Beechdean AMR Andrew HOWARD (GBR) / Jessica HAWKINS (GBR)	Aston Martin Vantage AMR GT3 Evo	2:39.638	4	5	4.970	0.014	98.14
16	67	GT3SA	5	Orange Racing by JMH Simon ORANGE (GBR) / Tom ROCHE (GBR)	McLaren 720S GT3 Evo	2:40.109	15	18	5.441	0.471	97.85
17	2	GT3PA	11	Team RJN Chris BUNCOMBE (GBR) / Alex BUNCOMBE (GBR)	McLaren 720S GT3 Evo	2:40.290	3	9	5.622	0.181	97.74
18	99	GT3PA	12	Greystone GT Andrey BORODIN (ND) / Oliver WEBB (GBR)	McLaren 720S GT3 Evo	2:45.198	2	9	10.530	4.908	94.84
19	58	GT4PA	1	CWS Racing Colin WHITE (GBR) / Thomas HOLLAND (GBR)	Ginetta G56 GT4 Evo	2:45.980	15	16	11.312	0.782	94.39
20	71	GT4PA	2	Century Motorsport Ravi RAMYEAD (GBR) / Charlie ROBERTSON (GBR)	BMW M4 GT4	2:46.028	6	7	11.360	0.048	94.36
21	90	GT4S	1	Optimum Motorsport Zac MEAKIN (GBR) / Jack BROWN (GBR)	McLaren Artura GT4	2:46.045	17	18	11.377	0.017	94.35
22	56	GT4S	2	DTO Motorsport Stuart MIDDLETON (GBR) / Freddie TOMLINSON (GBR)	Ginetta G56 GT4 Evo	2:46.217	13	14	11.549	0.172	94.25
23	7	GT4S	3	Forsetti Motorsport Jamie DAY (GBR) / Mikey PORTER (GBR)	Aston Martin Vantage AMR GT4 Evo	2:46.597	11	12	11.929	0.380	94.04
24	61	GT4S	4	Academy Motorsport Marco SIGNORETTI (CAN) / Erik EVANS (USA)	Ford Mustang GT4 2024	2:46.899	9	14	12.231	0.302	93.87
25	11	GT4S	5	Paddock Motorsport Alex WALKER (GBR) / Adam HATFIELD (GBR)	McLaren Artura GT4	2:47.149	15	17	12.481	0.250	93.73
26	62	GT4S	6	Academy Motorsport Will MOORE (GBR) / Matt NICOLL-JONES (GBR)	Ford Mustang GT4 2024	2:47.273	10	12	12.605	0.124	93.66
27	12	GT4PA	3	Paddock Motorsport Ed MCDERMOTT (GBR) / Matt COWLEY (GBR)	Mercedes-AMG GT4	2:47.563	13	16	12.895	0.290	93.50
28	95	GT4S	7	RACELAB Callum DAVIES (GBR) / Sai SANJAY (IND)	McLaren Artura GT4	2:47.804	14	15	13.136	0.241	93.36
29	44	GT4PA	4	Toyota Gazoo Racing UK Kavi JUNDU (GBR) / Dan VAUGHAN (GBR)	Toyota GR Supra GT4 Evo	2:47.820	8	11	13.152	0.016	93.35
30	17	GT4S	8	RAM Racing Luca HOPKINSON (USA) / Harry GEORGE (GBR)	Mercedes-AMG GT4	2:47.934	14	15	13.266	0.114	93.29
31	31	GT4PA	5	Team Parker Racing Charles DAWSON (GBR) / Seb MORRIS (GBR)	Mercedes-AMG GT4	2:49.339	9	12	14.671	1.405	92.52
32	20	GT4PA	6	Mahiki Racing Ian DUGGAN (GBR) / Gordie MUTCH (GBR)	Lotus Emira GT4	2:49.397	6	16	14.729	0.058	92.48
33	69	GT4PA	7	Mahiki Racing Steven LAKE (GBR) / Nathan HARRISON (GBR)	Lotus Emira GT4	2:49.876	8	13	15.208	0.479	92.22
34	47	GT4PA	8	Forsetti Motorsport Marc WARREN (GBR) / William ORTON (GBR)	Aston Martin Vantage AMR GT4 Evo	2:50.100	10	11	15.432	0.224	92.10
35	29	GT4PA	9	Century Motorsport Ian GOUGH (GBR) / Tom WRIGLEY (GBR)	BMW M4 GT4	2:50.457	10	11	15.789	0.357	91.91
36	10	GT3SA	6	Blackthorn Matt TOPHAM (GBR) / Josh ROWLEDGE (GBR)	Aston Martin Vantage AMR GT3 Evo	3:05.068	2	5	30.400	14.611	84.65

Weather / Track : Rain / Wet

These results are provisional until the conclusion of any judicial and technical matters.

Date: 22/06/2024 Start: 09:00 Finish: 09:59

Spa-Francorchamps: 4.3520 miles

Race Director: Peter Daly

Stewards:

Timekeeper: Gethin Rees



Results can be found at www.tsl-timing.com

Printed - 09:59 Saturday, 22 June 2024



2024 British GT Championship

FREE PRACTICE - CLASSIFICATION BY CATEGORY

CATEGORY : GT3

POS	NO	CL	TEAM / DRIVERS	CAR	TIME	ON	LAPS	GAP	DIFF	MPH
1	6	GT3PA	2 Seas Motorsport Ian LOGGIE (GBR) / Phil KEEN (GBR)	Mercedes-AMG GT3 Evo	2:34.668	8	11			101.29
2	15	GT3PA	RAM Racing John FERGUSON (GBR) / Raffaele MARCIELLO (CHE)	BMW M4 GT3	2:35.645	8	9	0.977	0.977	100.66
3	18	GT3PA	2 Seas Motorsport Kevin TSE (HKG) / Maximilian GOETZ (DEU)	Mercedes-AMG GT3 Evo	2:36.092	6	14	1.424	0.447	100.37
4	59	GT3SA	Garage 59 Shaun BALFE (GBR) / Adam SMALLEY (GBR)	McLaren 720S GT3 Evo	2:36.606	6	11	1.938	0.514	100.04
5	3	GT3PA	Greystone GT Mike PRICE (GBR) / Callum MACLEOD (GBR)	Mercedes-AMG GT3 Evo	2:36.850	10	13	2.182	0.244	99.88
6	32	GT3SA	J&S Racing Sacha KAKAD (GBR) / Hugo COOK (GBR)	Audi R8 LMS GT3 EVO II	2:36.876	10	14	2.208	0.026	99.87
7	88	GT3AM	Garage 59 Miguel RAMOS (PRT)	McLaren 720S GT3 Evo	2:37.174	9	10	2.506	0.298	99.68
8	77	GT3PA	Garage 59 Morgan TILLBROOK (GBR) / Marcus CLUTTON (GBR)	McLaren 720S GT3 Evo	2:37.289	8	14	2.621	0.115	99.60
9	87	GT3PA	Blackthorn Giacomo PETROBELLI (ITA) / Jonny ADAM (GBR)	Aston Martin Vantage AMR GT3 Evo	2:37.358	5	7	2.690	0.069	99.56
10	9	GT3PA	Paddock Motorsport Mark SMITH (USA) / Martin PLOWMAN (GBR)	McLaren 720S GT3 Evo	2:38.208	9	17	3.540	0.850	99.03
11	78	GT3PA	Barwell Motorsport Alex MARTIN (GBR) / Sandy MITCHELL (GBR)	Lamborghini Huracan GT3 Evo2	2:38.332	9	12	3.664	0.124	98.95
12	8	GT3SA	Team Abba Racing Richard NEARY (GBR) / Sam NEARY (GBR)	Mercedes-AMG GT3 Evo	2:38.652	6	11	3.984	0.320	98.75
13	63	GT3PA	Barwell Motorsport Rob COLLARD (GBR) / Ricky COLLARD (GBR)	Lamborghini Huracan GT3 Evo2	2:39.610	8	9	4.942	0.958	98.16
14	27	GT3PA	Optimum Motorsport Mark RADCLIFFE (GBR) / Tom GAMBLE (GBR)	McLaren 720S GT3 Evo	2:39.624	5	11	4.956	0.014	98.15
15	97	GT3SA	Beechdean AMR Andrew HOWARD (GBR) / Jessica HAWKINS (GBR)	Aston Martin Vantage AMR GT3 Evo	2:39.638	4	5	4.970	0.014	98.14
16	67	GT3SA	Orange Racing by JMH Simon ORANGE (GBR) / Tom ROCHE (GBR)	McLaren 720S GT3 Evo	2:40.109	15	18	5.441	0.471	97.85
17	2	GT3PA	Team RJN Chris BUNCOMBE (GBR) / Alex BUNCOMBE (GBR)	McLaren 720S GT3 Evo	2:40.290	3	9	5.622	0.181	97.74
18	99	GT3PA	Greystone GT Andrey BORODIN (ND) / Oliver WEBB (GBR)	McLaren 720S GT3 Evo	2:45.198	2	9	10.530	4.908	94.84
19	10	GT3SA	Blackthorn Matt TOPHAM (GBR) / Josh ROWLEDGE (GBR)	Aston Martin Vantage AMR GT3 Evo	3:05.068	2	5	30.400	19.870	84.65

Weather / Track : Rain / Wet
These results are provisional until the conclusion of any judicial and technical matters.

Date: 22/06/2024 Start: 09:00 Finish: 09:59

Spa-Francorchamps: 4.3520 miles

Race Director: Peter Daly	Stewards:	Timekeeper: Gethin Rees	
---------------------------	-----------	-------------------------	---

2024 British GT Championship

FREE PRACTICE - CLASSIFICATION BY CATEGORY

CATEGORY : GT4

POS	NO	CL	TEAM / DRIVERS	CAR	TIME	ON	LAPS	GAP	DIFF	MPH
1	58	GT4PA	CWS Racing Colin WHITE (GBR) / Thomas HOLLAND (GBR)	Ginetta G56 GT4 Evo	2:45.980	15	16			94.39
2	71	GT4PA	Century Motorsport Ravi RAMYEAD (GBR) / Charlie ROBERTSON (GBR)	BMW M4 GT4	2:46.028	6	7	0.048	0.048	94.36
3	90	GT4S	Optimum Motorsport Zac MEAKIN (GBR) / Jack BROWN (GBR)	McLaren Artura GT4	2:46.045	17	18	0.065	0.017	94.35
4	56	GT4S	DTO Motorsport Stuart MIDDLETON (GBR) / Freddie TOMLINSON (GBR)	Ginetta G56 GT4 Evo	2:46.217	13	14	0.237	0.172	94.25
5	7	GT4S	Forsetti Motorsport Jamie DAY (GBR) / Mikey PORTER (GBR)	Aston Martin Vantage AMR GT4 Evo	2:46.597	11	12	0.617	0.380	94.04
6	61	GT4S	Academy Motorsport Marco SIGNORETTI (CAN) / Erik EVANS (USA)	Ford Mustang GT4 2024	2:46.899	9	14	0.919	0.302	93.87
7	11	GT4S	Paddock Motorsport Alex WALKER (GBR) / Adam HATFIELD (GBR)	McLaren Artura GT4	2:47.149	15	17	1.169	0.250	93.73
8	62	GT4S	Academy Motorsport Will MOORE (GBR) / Matt NICOLL-JONES (GBR)	Ford Mustang GT4 2024	2:47.273	10	12	1.293	0.124	93.66
9	12	GT4PA	Paddock Motorsport Ed MCDERMOTT (GBR) / Matt COWLEY (GBR)	Mercedes-AMG GT4	2:47.563	13	16	1.583	0.290	93.50
10	95	GT4S	RACELAB Callum DAVIES (GBR) / Sai SANJAY (IND)	McLaren Artura GT4	2:47.804	14	15	1.824	0.241	93.36
11	44	GT4PA	Toyota Gazoo Racing UK Kavi JUNDU (GBR) / Dan VAUGHAN (GBR)	Toyota GR Supra GT4 Evo	2:47.820	8	11	1.840	0.016	93.35
12	17	GT4S	RAM Racing Luca HOPKINSON (USA) / Harry GEORGE (GBR)	Mercedes-AMG GT4	2:47.934	14	15	1.954	0.114	93.29
13	31	GT4PA	Team Parker Racing Charles DAWSON (GBR) / Seb MORRIS (GBR)	Mercedes-AMG GT4	2:49.339	9	12	3.359	1.405	92.52
14	20	GT4PA	Mahiki Racing Ian DUGGAN (GBR) / Gordie MUTCH (GBR)	Lotus Emira GT4	2:49.397	6	16	3.417	0.058	92.48
15	69	GT4PA	Mahiki Racing Steven LAKE (GBR) / Nathan HARRISON (GBR)	Lotus Emira GT4	2:49.876	8	13	3.896	0.479	92.22
16	47	GT4PA	Forsetti Motorsport Marc WARREN (GBR) / William ORTON (GBR)	Aston Martin Vantage AMR GT4 Evo	2:50.100	10	11	4.120	0.224	92.10
17	29	GT4PA	Century Motorsport Ian GOUGH (GBR) / Tom WRIGLEY (GBR)	BMW M4 GT4	2:50.457	10	11	4.477	0.357	91.91

Weather / Track : Rain / Wet

These results are provisional until the conclusion of any judicial and technical matters.

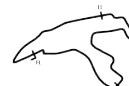
Date: 22/06/2024 Start: 09:00 Finish: 09:59

Spa-Francorchamps: 4.3520 miles

Race Director: Peter Daly

Stewards:

Timekeeper: Gethin Rees



2024 British GT Championship

FREE PRACTICE - CLASSIFICATION BY CLASS

CLASS : GT3 - GT3PA

POS	NO	TEAM / DRIVERS	CAR	TIME	ON	LAPS	GAP	DIFF	MPH
1	6	2 Seas Motorsport Ian LOGGIE (GBR) / Phil KEEN (GBR)	Mercedes-AMG GT3 Evo	2:34.668	8	11			101.29
2	15	RAM Racing John FERGUSON (GBR) / Raffaele MARCIELLO (CHE)	BMW M4 GT3	2:35.645	8	9	0.977	0.977	100.66
3	18	2 Seas Motorsport Kevin TSE (HKG) / Maximilian GOETZ (DEU)	Mercedes-AMG GT3 Evo	2:36.092	6	14	1.424	0.447	100.37
4	3	Greystone GT Mike PRICE (GBR) / Callum MACLEOD (GBR)	Mercedes-AMG GT3 Evo	2:36.850	10	13	2.182	0.758	99.88
5	77	Garage 59 Morgan TILLBROOK (GBR) / Marcus CLUTTON (GBR)	McLaren 720S GT3 Evo	2:37.289	8	14	2.621	0.439	99.60
6	87	Blackthorn Giacomo PETROBELLI (ITA) / Jonny ADAM (GBR)	Aston Martin Vantage AMR GT3 Evo	2:37.358	5	7	2.690	0.069	99.56
7	9	Paddock Motorsport Mark SMITH (USA) / Martin PLOWMAN (GBR)	McLaren 720S GT3 Evo	2:38.208	9	17	3.540	0.850	99.03
8	78	Barwell Motorsport Alex MARTIN (GBR) / Sandy MITCHELL (GBR)	Lamborghini Huracan GT3 Evo2	2:38.332	9	12	3.664	0.124	98.95
9	63	Barwell Motorsport Rob COLLARD (GBR) / Ricky COLLARD (GBR)	Lamborghini Huracan GT3 Evo2	2:39.610	8	9	4.942	1.278	98.16
10	27	Optimum Motorsport Mark RADCLIFFE (GBR) / Tom GAMBLE (GBR)	McLaren 720S GT3 Evo	2:39.624	5	11	4.956	0.014	98.15
11	2	Team RJN Chris BUNCOMBE (GBR) / Alex BUNCOMBE (GBR)	McLaren 720S GT3 Evo	2:40.290	3	9	5.622	0.666	97.74
12	99	Greystone GT Andrey BORODIN (ND) / Oliver WEBB (GBR)	McLaren 720S GT3 Evo	2:45.198	2	9	10.530	4.908	94.84

CLASS : GT3 - GT3SA

POS	NO	TEAM / DRIVERS	CAR	TIME	ON	LAPS	GAP	DIFF	MPH
1	59	Garage 59 Shaun BALFE (GBR) / Adam SMALLEY (GBR)	McLaren 720S GT3 Evo	2:36.606	6	11			100.04
2	32	J&S Racing Sacha KAKAD (GBR) / Hugo COOK (GBR)	Audi R8 LMS GT3 EVO II	2:36.876	10	14	0.270	0.270	99.87
3	8	Team Abba Racing Richard NEARY (GBR) / Sam NEARY (GBR)	Mercedes-AMG GT3 Evo	2:38.652	6	11	2.046	1.776	98.75
4	97	Beechdean AMR Andrew HOWARD (GBR) / Jessica HAWKINS (GBR)	Aston Martin Vantage AMR GT3 Evo	2:39.638	4	5	3.032	0.986	98.14
5	67	Orange Racing by JMH Simon ORANGE (GBR) / Tom ROCHE (GBR)	McLaren 720S GT3 Evo	2:40.109	15	18	3.503	0.471	97.85
6	10	Blackthorn Matt TOPHAM (GBR) / Josh ROWLEDGE (GBR)	Aston Martin Vantage AMR GT3 Evo	3:05.068	2	5	28.462	24.959	84.65

CLASS : GT3 - GT3AM


POS	NO	TEAM / DRIVERS	CAR	TIME	ON	LAPS	GAP	DIFF	MPH
1	88	Garage 59 Miguel RAMOS (PRT)	McLaren 720S GT3 Evo	2:37.174	9	10			99.68

Weather / Track : Rain / Wet

These results are provisional until the conclusion of any judicial and technical matters.

Date: 22/06/2024 Start: 09:00 Finish: 09:59

Spa-Francorchamps: 4.3520 miles

Race Director: Peter Daly	Stewards:	Timekeeper: Gethin Rees	
---------------------------	-----------	-------------------------	---

2024 British GT Championship

FREE PRACTICE - CLASSIFICATION BY CLASS

CLASS : GT4 - GT4PA

POS	NO	TEAM / DRIVERS	CAR	TIME	ON	LAPS	GAP	DIFF	MPH
1	58	CWS Racing Colin WHITE (GBR) / Thomas HOLLAND (GBR)	Ginetta G56 GT4 Evo	2:45.980	15	16			94.39
2	71	Century Motorsport Ravi RAMYEAD (GBR) / Charlie ROBERTSON (GBR)	BMW M4 GT4	2:46.028	6	7	0.048	0.048	94.36
3	12	Paddock Motorsport Ed MCDERMOTT (GBR) / Matt COWLEY (GBR)	Mercedes-AMG GT4	2:47.563	13	16	1.583	1.535	93.50
4	44	Toyota Gazoo Racing UK Kavi JUNDU (GBR) / Dan VAUGHAN (GBR)	Toyota GR Supra GT4 Evo	2:47.820	8	11	1.840	0.257	93.35
5	31	Team Parker Racing Charles DAWSON (GBR) / Seb MORRIS (GBR)	Mercedes-AMG GT4	2:49.339	9	12	3.359	1.519	92.52
6	20	Mahiki Racing Ian DUGGAN (GBR) / Gordie MUTCH (GBR)	Lotus Emira GT4	2:49.397	6	16	3.417	0.058	92.48
7	69	Mahiki Racing Steven LAKE (GBR) / Nathan HARRISON (GBR)	Lotus Emira GT4	2:49.876	8	13	3.896	0.479	92.22
8	47	Forsetti Motorsport Marc WARREN (GBR) / William ORTON (GBR)	Aston Martin Vantage AMR GT4 Evo	2:50.100	10	11	4.120	0.224	92.10
9	29	Century Motorsport Ian GOUGH (GBR) / Tom WRIGLEY (GBR)	BMW M4 GT4	2:50.457	10	11	4.477	0.357	91.91

CLASS : GT4 - GT4S

POS	NO	TEAM / DRIVERS	CAR	TIME	ON	LAPS	GAP	DIFF	MPH
1	90	Optimum Motorsport Zac MEAKIN (GBR) / Jack BROWN (GBR)	McLaren Artura GT4	2:46.045	17	18			94.35
2	56	DTO Motorsport Stuart MIDDLETON (GBR) / Freddie TOMLINSON (GBR)	Ginetta G56 GT4 Evo	2:46.217	13	14	0.172	0.172	94.25
3	7	Forsetti Motorsport Jamie DAY (GBR) / Mikey PORTER (GBR)	Aston Martin Vantage AMR GT4 Evo	2:46.597	11	12	0.552	0.380	94.04
4	61	Academy Motorsport Marco SIGNORETTI (CAN) / Erik EVANS (USA)	Ford Mustang GT4 2024	2:46.899	9	14	0.854	0.302	93.87
5	11	Paddock Motorsport Alex WALKER (GBR) / Adam HATFIELD (GBR)	McLaren Artura GT4	2:47.149	15	17	1.104	0.250	93.73
6	62	Academy Motorsport Will MOORE (GBR) / Matt NICOLL-JONES (GBR)	Ford Mustang GT4 2024	2:47.273	10	12	1.228	0.124	93.66
7	95	RACELAB Callum DAVIES (GBR) / Sai SANJAY (IND)	McLaren Artura GT4	2:47.804	14	15	1.759	0.531	93.36
8	17	RAM Racing Luca HOPKINSON (USA) / Harry GEORGE (GBR)	Mercedes-AMG GT4	2:47.934	14	15	1.889	0.130	93.29

Weather / Track : Rain / Wet

These results are provisional until the conclusion of any judicial and technical matters.

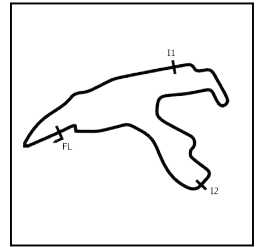
Date: 22/06/2024 Start: 09:00 Finish: 09:59

Spa-Francorchamps: 4.3520 miles

Race Director: Peter Daly	Stewards:	Timekeeper: Gethin Rees	
---------------------------	-----------	-------------------------	---

2024 British GT Championship

FREE PRACTICE - SECTOR ANALYSIS



SECTOR 1 = FL to I1, SECTOR 2 = I1 to I2, SECTOR 3 = I2 to FL, DIFF = Difference To Personal Best Lap, P = Crossed Finish Line in Pit Lane, D = Time Disallowed

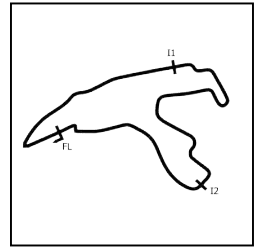
P1		6 GT3PA		2 Seas Motorsport		Mercedes-AMG GT3 Evo				
IDEAL LAP TIME : 2:34.188		BEST LAP TIME : 2:34.668		DIFFERENCE : 0.480						
D1: Ian LOGGIE		D2: Phil KEEN								
LAP	SECTOR 1	SECTOR 2	SECTOR 3	LAP TIME	MPH	DIFF	TIME OF DAY			
1 - D1	OUTLAP	113.9	1:27.490	77.4	IN PIT			P	09:22:50.443	
2 - D2	OUTLAP	128.5	1:16.222	92.3	40.515	96.9	5:29.642	47.52	2:54.974	09:28:20.085
3 - D2	44.913	141.5	1:13.334	97.8	39.555	97.1	2:37.802	99.28	3.134	09:30:57.887
4 - D2	44.313	149.7	1:12.537	96.5	39.007	96.9	2:35.857	(3) 100.52	1.189	09:33:33.744
5 - D2	44.603	150.1	1:13.737	97.3	44.031	98.3	2:42.371	96.49	7.703	09:36:16.115
6 - D2	44.500	148.7	1:12.032	99.5	38.935	98.1	2:35.467	(2) 100.77	0.799	09:38:51.582
7 - D2	43.844	150.4	1:13.654	98.9	38.817	98.5	2:36.315	100.23	1.647	09:41:27.897
8 - D2	43.703	150.8	1:12.188	100.4	38.777	98.2	2:34.668	(1) 101.29		09:44:02.565
9 - D2	43.379	152.8	1:12.579	94.1	IN PIT		2:42.458	P 96.44	7.790	09:46:45.023
10 - D2	OUTLAP	139.5	1:13.929	98.6	41.174	98.6	4:37.149	56.53	2:02.481	09:51:22.172
11 - D2	43.941	152.1	1:16.518	65.6	IN PIT		3:33.003	P 73.55	58.335	09:54:55.175

P2		15 GT3PA		RAM Racing		BMW M4 GT3				
IDEAL LAP TIME : 2:34.963		BEST LAP TIME : 2:35.645		DIFFERENCE : 0.682						
D1: John FERGUSON		D2: Raffaele MARCIELLO								
LAP	SECTOR 1	SECTOR 2	SECTOR 3	LAP TIME	MPH	DIFF	TIME OF DAY			
1 - D2	OUTLAP	126.6	1:19.277	90.8	41.750	98.2				09:03:07.457
2 - D2	45.653	147.4	1:17.308	92.5	40.646	98.1	2:43.607	(3) 95.76	7.962	09:05:51.064
3 - D2	45.584	140.1	1:19.642	85.0	IN PIT		2:57.303	P 88.36	21.658	09:08:48.367
4 - D2	OUTLAP	121.7	1:21.292	84.4	IN PIT		4:48.771	P 54.25	2:13.126	09:13:37.138
5 - D2	OUTLAP	127.3	1:17.944	90.5	IN PIT		4:43.595	P 55.24	2:07.950	09:18:20.733
6 - D2	OUTLAP	136.1	1:16.663	94.5	43.008	99.8	27:53.703	9.36	25:18.058	09:46:14.436
7 - D2	43.463	152.1	1:12.948	100.4	39.591	97.6	2:36.002	(2) 100.43	0.357	09:48:50.438
8 - D2	43.310	153.9	1:13.384	96.6	38.951	98.1	2:35.645	(1) 100.66		09:51:26.083
9 - D2	43.064	156.0	1:19.466	49.8	IN PIT		3:35.071	P 72.84	59.426	09:55:01.154

P3		18 GT3PA		2 Seas Motorsport		Mercedes-AMG GT3 Evo				
IDEAL LAP TIME : 2:35.655		BEST LAP TIME : 2:36.092		DIFFERENCE : 0.437						
D1: Kevin TSE		D2: Maximilian GOETZ								
LAP	SECTOR 1	SECTOR 2	SECTOR 3	LAP TIME	MPH	DIFF	TIME OF DAY			
1 - D2	OUTLAP	112.4	1:16.685	95.4	40.867	97.3				09:16:44.577
2 - D2	44.280	146.2	1:13.472	97.9	50.733	98.2	2:48.485	92.99	12.393	09:19:33.062
3 - D2	44.883	143.0	1:15.532	85.1	43.719	98.2	2:44.134	95.45	8.042	09:22:17.196
4 - D2	44.058	147.1	1:13.460	96.8	39.912	96.4	2:37.430	(2) 99.52	1.338	09:24:54.626
5 - D2	45.561	136.1	1:15.960	91.1	46.366	97.5	2:47.887	93.32	11.795	09:27:42.513
6 - D2	43.915	150.8	1:12.578	96.5	39.599	97.3	2:36.092	(1) 100.37		09:30:18.605
7 - D2	44.396	135.5	1:16.643	87.9	IN PIT		2:50.686	P 91.79	14.594	09:33:09.291
8 - D1	OUTLAP	130.0	1:18.475	85.4	41.577	96.0	4:36.478	56.66	2:00.386	09:37:45.769
9 - D1	45.135	146.5	1:17.236	92.9	40.477	96.2	2:42.848	96.20	6.756	09:40:28.617
10 - D1	44.224	148.1	1:14.821	95.3	40.261	96.8	2:39.306	98.34	3.214	09:43:07.923
11 - D1	45.478	143.3	1:15.255	96.0	43.270	97.5	2:44.003	95.53	7.911	09:45:51.926
12 - D1	43.708	152.1	1:14.481	95.8	39.687	97.3	2:37.876	(3) 99.23	1.784	09:48:29.802
13 - D1	45.562	135.0	1:23.766	81.9	44.651	98.8	2:53.979	90.05	17.887	09:51:23.781
14 - D1	43.478	150.1	1:20.432	50.3	IN PIT		3:35.988	P 72.53	59.896	09:54:59.769

2024 British GT Championship

FREE PRACTICE - SECTOR ANALYSIS



SECTOR 1 = FL to I1, SECTOR 2 = I1 to I2, SECTOR 3 = I2 to FL, DIFF = Difference To Personal Best Lap, P = Crossed Finish Line in Pit Lane, D = Time Disallowed

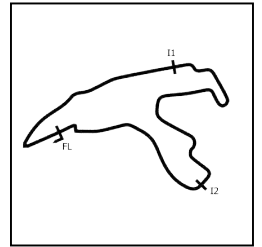
P4 59 GT3SA Garage 59		McLaren 720S GT3 Evo						
IDEAL LAP TIME : 2:35.908		BEST LAP TIME : 2:36.606		DIFFERENCE : 0.698				
D1: Shaun BALFE		D2: Adam SMALLEY						
LAP	SECTOR 1	SECTOR 2	SECTOR 3	LAP TIME	MPH	DIFF	TIME OF DAY	
1 - D2	OUTLAP	127.0	1:19.360	95.4	40.440	95.4		
2 - D2	44.999	144.6	1:15.930	82.0	IN PIT			
3 - D2	OUTLAP	143.3	1:17.534	87.8	41.235	97.5	4:12.920	
4 - D2	44.802	144.9	1:15.232	95.5	39.717	97.2	2:39.751 (3)	
5 - D2	43.981	146.8	1:14.144	98.2	39.961	96.9	2:38.086 (2)	
6 - D2	44.083	147.1	1:13.425	97.2	39.098	96.5	2:36.606 (1) 100.04	
7 - D2	43.790	146.8	1:13.020	97.9	IN PIT			
8 - D1	OUTLAP	134.4	1:20.446	87.9	41.189	96.6	4:47.406	
9 - D1	44.637	144.9	1:14.864	94.6	40.494	96.1	2:39.995	
10 - D1	44.786	111.6	1:17.119	91.8	40.909	95.8	2:42.814	
11 - D1	44.769	138.9	1:14.566	92.6	IN PIT		2:56.084 P	

P5 3 GT3PA Greystone GT		Mercedes-AMG GT3 Evo						
IDEAL LAP TIME : 2:36.490		BEST LAP TIME : 2:36.850		DIFFERENCE : 0.360				
D1: Mike PRICE		D2: Callum MACLEOD						
LAP	SECTOR 1	SECTOR 2	SECTOR 3	LAP TIME	MPH	DIFF	TIME OF DAY	
1 - D2	OUTLAP	112.5	1:24.434	89.1	IN PIT			
2 - D2	OUTLAP	112.9	1:19.077	89.3	41.497	95.5	14:55.069	
3 - D2	45.670	121.5	1:17.301	95.1	40.282	96.0	2:43.253	
4 - D2	45.098	135.2	1:15.470	96.8	41.865	97.1	2:42.433	
5 - D2	44.616	145.2	1:16.786	93.0	IN PIT			
6 - D2	OUTLAP	111.6	1:21.618	86.7	IN PIT			
7 - D2	OUTLAP	137.7	1:14.349	98.2	39.906	95.1	4:29.307	
8 - D2	44.550	148.7	1:15.896	93.3	40.007	96.2	2:40.453 (3)	
9 - D2	44.072	151.1	1:13.827	96.6	40.640	96.2	2:38.539 (2)	
10 - D2	44.029	150.4	1:13.099	97.3	39.722	95.0	2:36.850 (1) 99.88	
11 - D2	43.669	151.4	1:15.227	94.1	IN PIT			
12 - D1	OUTLAP	136.1	1:17.798	91.9	43.258	96.5	4:37.037	
13 - D1	44.646	151.8	1:55.460	48.9	IN PIT		4:16.981 P	

P6 32 GT3SA J&S Racing		Audi R8 LMS GT3 EVO II						
IDEAL LAP TIME : 2:36.876		BEST LAP TIME : 2:36.876		DIFFERENCE : 0.000				
D1: Sacha KAKAD		D2: Hugo COOK						
LAP	SECTOR 1	SECTOR 2	SECTOR 3	LAP TIME	MPH	DIFF	TIME OF DAY	
1 - D1	OUTLAP	99.2	1:24.704	81.5	44.944	94.2		
2 - D1	49.897	102.1	1:36.877	81.8	IN PIT			
3 - D2	OUTLAP	111.6	1:19.388	90.0	42.847	96.4	13:55.029	
4 - D2	45.121	130.0	1:15.685	95.8	40.739	96.2	2:41.545	
5 - D2	46.035	134.4	1:15.788	93.3	41.061	97.1	2:42.884	
6 - D2	44.724	139.2	1:14.572	95.7	40.596	96.8	2:39.892 (3)	
7 - D2	44.726	137.7	1:15.044	96.1	40.182	97.3	2:39.952	
8 - D2	44.041	142.7	1:14.505	95.5	IN PIT			
9 - D2	OUTLAP	139.8	1:14.135	98.5	39.978	98.3	4:45.868	
10 - D2	43.625	147.4	1:13.745	97.5	39.506	93.4	2:36.876 (1) 99.87	
11 - D2	43.807	144.0	1:14.021	83.8	40.396	97.2	2:38.224 (2)	
12 - D2	43.853	141.5	1:14.611	96.9	IN PIT			
13 - D1	OUTLAP	141.5	1:16.402	89.4	43.418	95.7	4:01.715	
14 - D1	1:10.100	49.3	2:09.542	49.4	IN PIT		4:54.244 P	

2024 British GT Championship

FREE PRACTICE - SECTOR ANALYSIS



SECTOR 1 = FL to I1, SECTOR 2 = I1 to I2, SECTOR 3 = I2 to FL, DIFF = Difference To Personal Best Lap, P = Crossed Finish Line in Pit Lane, D = Time Disallowed

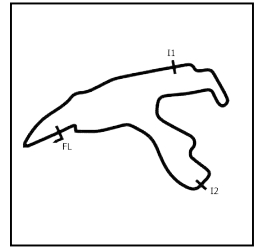
P7 88 GT3AM Garage 59		McLaren 720S GT3 Evo						
IDEAL LAP TIME : 2:36.791		BEST LAP TIME : 2:37.174		DIFFERENCE : 0.383				
D1: Miguel RAMOS								
LAP	SECTOR 1	SECTOR 2	SECTOR 3	LAP TIME	MPH	DIFF	TIME OF DAY	
1 - D1	OUTLAP	116.1	1:22.724	86.7	45.392	94.3		
2 - D1	46.517	132.3	1:18.620	88.3	42.141	95.4	2:47.278	
3 - D1	45.452	145.5	1:18.307	83.9	43.410	95.7	2:47.169	
4 - D1	45.594	136.1	1:15.817	94.6	40.680	95.8	2:42.091	
5 - D1	45.077	137.2	1:14.582	97.3	40.282	96.6	2:39.941	
6 - D1	44.900	146.5	1:14.367	98.3	40.079	95.5	2:39.346 (3)	
7 - D1	44.320	140.6	1:15.091	96.8	40.115	96.8	2:39.526	
8 - D1	43.970	149.7	1:13.477	97.3	40.054	94.5	2:37.501 (2)	
9 - D1	44.353	151.1	1:13.006	99.4	39.815	97.5	2:37.174 (1)	
10 - D1	45.309	146.8	1:35.244	49.7	IN PIT		4:03.438 P	

P8 77 GT3PA Garage 59		McLaren 720S GT3 Evo						
IDEAL LAP TIME : 2:37.289		BEST LAP TIME : 2:37.289		DIFFERENCE : 0.000				
D1: Morgan TILLBROOK		D2: Marcus CLUTTON						
LAP	SECTOR 1	SECTOR 2	SECTOR 3	LAP TIME	MPH	DIFF	TIME OF DAY	
1 - D2	OUTLAP	103.4	1:23.831	86.3	42.367	95.7		
2 - D2	47.446	111.6	1:18.259	92.5	IN PIT		2:54.375 P	
3 - D2	OUTLAP	110.7	1:21.161	88.7	42.578	96.1	4:00.928	
4 - D2	46.085	128.3	1:18.280	84.7	41.696	96.8	2:46.061	
5 - D2	45.015	141.2	1:15.973	93.0	40.876	95.8	2:41.864	
6 - D2	44.865	147.8	1:14.975	93.2	41.241	95.8	2:41.081 (3)	
7 - D2	44.515	147.8	1:14.202	94.6	40.046	96.4	2:38.763 (2)	
8 - D2	44.119	148.7	1:13.395	95.3	39.775	95.0	2:37.289 (1)	
9 - D2	44.202	148.7	1:13.608	96.0	IN PIT		2:48.101 P	
10 - D1	OUTLAP	134.7	1:21.144	92.4	43.181	97.3	8:54.765	
11 - D1	44.631	145.8	1:16.619	94.3	42.288	97.9	2:43.538	
12 - D1	45.106	141.2	1:17.867	95.3	42.145	97.9	2:45.118	
13 - D1	44.188	149.4	1:17.401	84.2	42.576	98.2	2:44.165	
14 - D1	44.766	149.4	1:16.187	93.3	IN PIT		2:57.620 P	

P9 87 GT3PA Blackthorn		Aston Martin Vantage AMR GT3 Evo						
IDEAL LAP TIME : 2:34.872		BEST LAP TIME : 2:37.358		DIFFERENCE : 2.486				
D1: Giacomo PETROBELLI		D2: Jonny ADAM						
LAP	SECTOR 1	SECTOR 2	SECTOR 3	LAP TIME	MPH	DIFF	TIME OF DAY	
1 - D2	OUTLAP	93.2	1:28.640	77.4	IN PIT			
2 - D2	OUTLAP	113.7	1:23.822	84.8	IN PIT		5:00.927 P	
3 - D2	OUTLAP	128.5	1:16.324	93.3	43.339	98.6	26:25.117	
4 - D2	43.985	144.0	1:14.620	97.5	39.476	97.6	2:38.081 (2)	
5 - D2	45.006	151.4	1:13.131	98.6	39.221	97.2	2:37.358 (1)	
6 - D2	43.040	153.5	1:12.611	95.8	IN PIT		2:42.470 P	
7 - D1	OUTLAP	123.5	1:34.895	49.7	IN PIT		5:27.593 P	

2024 British GT Championship

FREE PRACTICE - SECTOR ANALYSIS



SECTOR 1 = FL to I1, SECTOR 2 = I1 to I2, SECTOR 3 = I2 to FL, DIFF = Difference To Personal Best Lap, P = Crossed Finish Line in Pit Lane, D = Time Disallowed

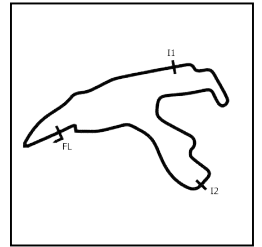
P10		9 GT3PA Paddock Motorsport		McLaren 720S GT3 Evo			
IDEAL LAP TIME : 2:37.948		BEST LAP TIME : 2:38.208		DIFFERENCE : 0.260			
D1: Mark SMITH		D2: Martin PLOWMAN					
LAP	SECTOR 1	SECTOR 2	SECTOR 3	LAP TIME	MPH	DIFF	TIME OF DAY
1 - D2	OUTLAP	118.7	1:22.097	89.5	IN PIT	P	09:04:23.278
2 - D2	OUTLAP	125.6	1:18.525	93.5	50.428	95.4	5:49.454
3 - D2	46.070	137.2	1:16.979	95.4	42.097	94.5	2:45.146
4 - D2	46.184	142.7	1:16.364	96.6	41.842	95.5	2:44.390
5 - D2	44.770	144.9	1:15.463	96.1	43.643	96.8	2:43.876
6 - D2	44.940	147.8	1:16.460	91.1	40.932	96.0	2:42.332
7 - D2	44.769	145.8	1:14.618	94.3	40.214	95.5	2:39.601 (3)
8 - D2	45.363	137.7	1:17.163	93.0	42.186	97.3	2:44.712
9 - D2	44.308	148.4	1:13.888	96.0	40.012	96.5	2:38.208 (1)
10 - D2	44.691	129.3	1:16.004	95.3	IN PIT	P	2:50.829
11 - D1	OUTLAP	135.2	1:20.818	89.7	42.319	96.9	5:55.743
12 - D1	46.395	124.7	1:19.090	91.9	41.239	95.1	2:46.724
13 - D1	44.723	149.4	1:15.689	94.9	41.439	96.9	2:41.851
14 - D1	44.645	149.4	1:14.740	94.2	40.273	96.0	2:39.658
15 - D1	44.407	150.8	1:14.378	93.7	40.411	96.6	2:39.196 (2)
16 - D1	44.598	150.8	1:16.421	87.7	41.218	96.6	2:42.237
17 - D1	44.048	153.5	1:23.197	49.3	IN PIT	P	3:49.086

P11		78 GT3PA Barwell Motorsport		Lamborghini Huracan GT3 Evo2			
IDEAL LAP TIME : 2:37.172		BEST LAP TIME : 2:38.332		DIFFERENCE : 1.160			
D1: Alex MARTIN		D2: Sandy MITCHELL					
LAP	SECTOR 1	SECTOR 2	SECTOR 3	LAP TIME	MPH	DIFF	TIME OF DAY
1 - D2	OUTLAP	92.8	1:21.126	85.1	IN PIT	P	09:04:39.877
2 - D2	OUTLAP	97.8	1:23.498	84.0	IN PIT	P	09:08:24.383
3 - D2	OUTLAP	87.9	1:22.122	91.4	IN PIT	P	3:44.506
4 - D2	OUTLAP	108.2	1:19.702	89.4	41.478	97.2	3:49.293
5 - D2	47.410	132.6	1:15.519	93.7	39.913	97.6	69.78
6 - D2	44.710	137.5	1:14.477	96.1	39.616	98.6	1:06.174
7 - D2	46.382	114.3	1:16.867	97.1	IN PIT	P	1:10.961
8 - D1	OUTLAP	122.4	1:17.676	88.6	40.442	97.5	1:46.069
9 - D1	44.211	145.5	1:14.343	93.4	39.778	97.2	09:16:38.077
10 - D1	43.988	127.5	1:16.319	93.9	40.786	98.1	2:42.842
11 - D1	44.161	150.4	1:13.568	94.6	40.625	97.9	2:42.842
12 - D1	1:42.027	49.4	2:09.352	49.5	IN PIT	P	2:38.803 (3)

P12		8 GT3SA Team Abba Racing		Mercedes-AMG GT3 Evo			
IDEAL LAP TIME : 2:37.570		BEST LAP TIME : 2:38.652		DIFFERENCE : 1.082			
D1: Richard NEARY		D2: Sam NEARY					
LAP	SECTOR 1	SECTOR 2	SECTOR 3	LAP TIME	MPH	DIFF	TIME OF DAY
1 - D2	OUTLAP	92.1	1:25.181	80.7	IN PIT	P	09:04:04.564
2 - D2	OUTLAP	130.8	1:16.743	91.0	40.185	95.4	23:16.440
3 - D2	45.947	125.9	1:16.127	92.3	40.014	95.8	11.21
4 - D2	44.566	144.6	1:14.246	89.5	40.641	95.7	20:37.788
5 - D2	44.510	133.6	1:14.906	98.5	39.639	96.2	3.436
6 - D2	45.303	147.1	1:13.839	97.3	39.510	96.2	0.801
7 - D2	44.221	124.7	1:14.823	98.6	IN PIT	P	09:32:42.545
8 - D1	OUTLAP	117.3	1:38.635	89.9	42.765	94.9	2:39.055 (2)
9 - D1	45.724	148.4	1:16.174	89.2	40.856	95.3	2:39.055 (2)
10 - D1	45.352	151.8	1:15.417	92.6	40.344	94.9	2:39.055 (2)
11 - D1	44.442	151.1	1:14.726	91.8	IN PIT	P	2:38.652 (1)

2024 British GT Championship

FREE PRACTICE - SECTOR ANALYSIS



SECTOR 1 = FL to I1, SECTOR 2 = I1 to I2, SECTOR 3 = I2 to FL, DIFF = Difference To Personal Best Lap, P = Crossed Finish Line in Pit Lane, D = Time Disallowed

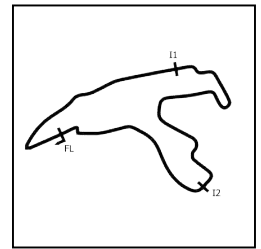
P13 63 GT3PA Barwell Motorsport		Lamborghini Huracan GT3 Evo2						
IDEAL LAP TIME : 2:37.236		BEST LAP TIME : 2:39.610		DIFFERENCE : 2.374				
D1: Rob COLLARD		D2: Ricky COLLARD						
LAP	SECTOR 1	SECTOR 2	SECTOR 3	LAP TIME	MPH	DIFF	TIME OF DAY	
1 - D2	OUTLAP	104.6	1:23.857	89.7	IN PIT		09:06:26.499	
2 - D2	OUTLAP	94.6	1:23.274	85.5	IN PIT		09:10:11.295	
3 - D2	OUTLAP	104.2	1:19.679	91.9	43.445	94.2	09:13:42.128	
4 - D2	52.478	115.9	1:18.177	90.9	IN PIT		09:16:42.589	
5 - D2	OUTLAP	134.4	1:16.723	91.8	IN PIT		09:20:13.561	
6 - D1	OUTLAP	132.1	1:17.276	94.1	41.307	97.2	09:45:37.070	
7 - D1	44.382	137.7	1:19.615	95.8	40.178	97.3	09:48:21.245	
8 - D1	44.446	143.7	1:14.833	93.4	40.331	98.5	09:51:00.855	
9 - D1	43.420	145.8	1:13.638	94.7	IN PIT		09:54:17.305	

P14 27 GT3PA Optimum Motorsport		McLaren 720S GT3 Evo						
IDEAL LAP TIME : 2:38.723		BEST LAP TIME : 2:39.624		DIFFERENCE : 0.901				
D1: Mark RADCLIFFE		D2: Tom GAMBLE						
LAP	SECTOR 1	SECTOR 2	SECTOR 3	LAP TIME	MPH	DIFF	TIME OF DAY	
1 - D2	OUTLAP	99.5	1:21.073	91.5	41.824	95.8	09:03:28.859	
2 - D2	48.253	121.1	1:17.582	92.9	42.150	95.8	09:06:16.844	
3 - D2	47.719	132.8	1:15.638	93.9	40.976	96.0	09:09:01.177	
4 - D2	46.585	136.1	1:14.843	96.2	40.137	97.2	09:11:42.742	
5 - D2	45.123	133.6	1:14.603	96.0	39.898	96.5	09:14:22.366	
6 - D2	45.285	133.4	1:17.187	93.5	IN PIT		09:17:13.995	
7 - D2					IN PIT		09:38:44.910	
8 - D1	OUTLAP	125.9	1:24.540	86.3	44.574	95.7	09:43:27.623	
9 - D1	46.304	122.0	1:21.827	91.9	42.767	96.2	09:46:18.521	
10 - D1	45.191	136.3	1:18.685	91.3	41.975	96.4	09:49:04.372	
11 - D1	44.620	144.6	1:16.722	94.2	41.685	96.4	09:51:47.399	

P15 97 GT3SA Beechdean AMR		Aston Martin Vantage AMR GT3 Evo						
IDEAL LAP TIME : 2:39.450		BEST LAP TIME : 2:39.638		DIFFERENCE : 0.188				
D1: Andrew HOWARD		D2: Jessica HAWKINS						
LAP	SECTOR 1	SECTOR 2	SECTOR 3	LAP TIME	MPH	DIFF	TIME OF DAY	
1 - D2	OUTLAP	93.3	1:29.017	64.7	IN PIT		09:15:14.281	
2 - D2	OUTLAP	109.6	1:20.349	88.0	42.390	96.1	09:44:30.138	
3 - D2	45.348	122.4	1:17.813	92.0	40.669	96.8	09:47:13.968	
4 - D2	44.348	146.8	1:15.271	94.2	40.019	95.4	09:49:53.606	
5 - D2	44.160	153.2	1:16.264	94.9	44.723	96.2	09:52:38.753	

2024 British GT Championship

FREE PRACTICE - SECTOR ANALYSIS



SECTOR 1 = FL to I1, SECTOR 2 = I1 to I2, SECTOR 3 = I2 to FL, DIFF = Difference To Personal Best Lap, P = Crossed Finish Line in Pit Lane, D = Time Disallowed

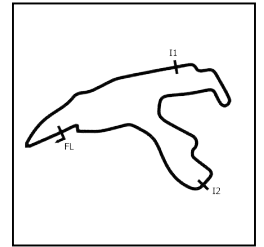
P16 67 GT3SA Orange Racing by JMH		McLaren 720S GT3 Evo						
IDEAL LAP TIME : 2:39.535		BEST LAP TIME : 2:40.109		DIFFERENCE : 0.574				
D1: Simon ORANGE		D2: Tom ROCHE						
LAP	SECTOR 1	SECTOR 2	SECTOR 3	LAP TIME	MPH	DIFF	TIME OF DAY	
1 - D1	OUTLAP	134.7	1:21.939	89.0	47.202	93.0		
2 - D1	48.409	121.7	1:21.749	83.7	43.383	93.5	2:53.541	
3 - D1	46.883	123.5	1:19.829	89.2	43.269	93.3	2:49.981	
4 - D1	48.023	108.2	1:19.333	88.6	42.980	92.3	2:50.336	
5 - D1	46.279	132.1	1:17.089	88.8	42.181	95.3	2:45.549	
6 - D1	46.041	131.0	1:17.214	87.8	41.760	92.8	2:45.015	
7 - D1	45.636	132.1	1:16.268	92.1	42.025	95.0	2:43.929	
8 - D1	45.630	133.1	1:15.464	94.1	41.971	92.5	2:43.065	
9 - D1	45.735	142.7	1:15.440	90.5	41.173	93.9	2:42.348	
10 - D1	45.422	146.2	1:17.012	77.5	IN PIT		2:54.132 P	
11 - D2	OUTLAP	118.5	1:18.236	95.5	41.514	95.0	3:56.664	
12 - D2	45.000	141.5	1:16.507	90.8	43.790	54.7	2:45.297	
13 - D2	1:27.804	126.1	1:15.947	93.8	41.756	97.5	3:25.507	
14 - D2	44.762	148.1	1:14.633	94.1	40.870	97.5	2:40.265 (3)	
15 - D2	44.233	148.1	1:15.104	94.6	40.772	96.8	2:40.109 (1)	
16 - D2	44.436	146.2	1:14.767	92.8	40.910	97.5	2:40.113 (2)	
17 - D2	44.768	149.1	1:15.393	96.5	40.669	97.1	2:40.830	
18 - D2	44.270	118.5	2:04.540	49.6	IN PIT		4:27.976 P	

P17 2 GT3PA Team RJN		McLaren 720S GT3 Evo						
IDEAL LAP TIME : 2:39.088		BEST LAP TIME : 2:40.290		DIFFERENCE : 1.202				
D1: Chris BUNCOMBE		D2: Alex BUNCOMBE						
LAP	SECTOR 1	SECTOR 2	SECTOR 3	LAP TIME	MPH	DIFF	TIME OF DAY	
1 - D2	OUTLAP	118.7	1:18.706	91.0	44.038	95.8		
2 - D2	45.218	134.7	1:14.851	97.5	40.806	93.3	2:40.875 (2)	
3 - D2	45.043	126.8	1:14.752	95.4	40.495	95.1	2:40.290 (1)	
4 - D2	44.958	126.6	1:13.635	95.1	IN PIT		2:46.266 P	
5 - D1	OUTLAP	109.8	1:20.823	89.4	42.475	94.7	5:05.974	
6 - D1	45.899	133.9	1:15.838	95.5	41.099	93.8	2:42.836	
7 - D1	45.497	149.4	1:15.594	94.5	40.989	96.0	2:42.080 (3)	
8 - D1	45.010	140.3	1:15.337	95.3	IN PIT		2:50.255 P	
9 - D1	OUTLAP	144.6	1:17.522	80.4	IN PIT		5:16.441 P	

P18 99 GT3PA Greystone GT		McLaren 720S GT3 Evo						
IDEAL LAP TIME : 2:44.867		BEST LAP TIME : 2:45.198		DIFFERENCE : 0.331				
D1: Andrey BORODIN		D2: Oliver WEBB						
LAP	SECTOR 1	SECTOR 2	SECTOR 3	LAP TIME	MPH	DIFF	TIME OF DAY	
1 - D2	OUTLAP	98.9	1:22.950	89.7	42.819	94.1		
2 - D2	46.283	140.3	1:17.627	90.9	41.288	94.2	2:45.198 (1)	
3 - D2	48.823	111.4	1:18.884	89.3	IN PIT		2:59.316 P	
4 - D1	OUTLAP	88.4	1:25.436	81.5	46.448	90.4	29:17.472	
5 - D1	51.581	107.2	1:19.875	86.2	43.535	93.9	2:54.991	
6 - D1	48.427	119.1	1:20.445	91.3	43.191	93.5	2:52.063 (3)	
7 - D1	46.572	128.8	1:38.645	84.9	43.187	93.7	3:08.404	
8 - D1	46.101	129.5	1:21.575	90.1	43.693	89.1	2:51.369 (2)	
9 - D1	45.952	150.1	1:39.050	50.0	IN PIT		4:05.157 P	

2024 British GT Championship

FREE PRACTICE - SECTOR ANALYSIS



SECTOR 1 = FL to I1, SECTOR 2 = I1 to I2, SECTOR 3 = I2 to FL, DIFF = Difference To Personal Best Lap, P = Crossed Finish Line in Pit Lane, D = Time Disallowed

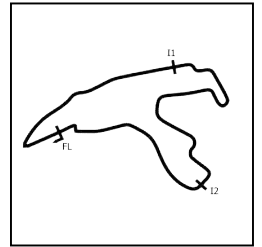
P19 58 GT4PA CWS Racing		Ginetta G56 GT4 Evo						
IDEAL LAP TIME : 2:45.898		BEST LAP TIME : 2:45.980		DIFFERENCE : 0.082				
D1: Colin WHITE		D2: Thomas HOLLAND						
LAP	SECTOR 1	SECTOR 2	SECTOR 3	LAP TIME	MPH	DIFF	TIME OF DAY	
1 - D1	OUTLAP	101.2	1:30.358	77.0	47.391	84.2		
2 - D1	54.154	105.3	1:29.951	79.5	49.052	87.2	3:13.157	
3 - D1	52.259	101.6	1:29.146	72.7	49.989	87.2	3:11.394	
4 - D1	50.259	120.0	1:25.245	80.8	44.828	86.9	3:00.332	
5 - D1	49.393	117.7	1:25.392	86.9	45.162	87.7	2:59.947	
6 - D1	54.928	101.3	1:24.244	88.1	IN PIT		3:15.634 P	
7 - D2	OUTLAP	108.5	1:26.261	77.0	45.381	89.8	5:01.985	
8 - D2	49.155	123.3	1:21.578	82.5	43.816	89.8	2:54.549	
9 - D2	48.658	118.3	1:21.163	83.9	43.667	88.8	2:53.488	
10 - D2	48.867	115.5	1:22.525	83.7	43.325	89.8	2:54.717	
11 - D2	48.076	123.8	1:19.509	83.4	43.301	89.9	2:50.886	
12 - D2	49.115	125.9	1:19.308	86.4	42.655	90.1	2:51.078	
13 - D2	47.557	129.3	1:17.966	88.3	42.393	90.1	2:47.916 (3)	
14 - D2	47.204	140.1	1:17.561	88.7	41.758	90.0	2:46.523 (2)	
15 - D2	46.954	140.1	1:17.186	88.0	41.840	90.0	2:45.980 (1)	
16 - D2	48.841	97.2	1:18.904	89.4	IN PIT		3:00.816 P	

P20 71 GT4PA Century Motorsport		BMW M4 GT4						
IDEAL LAP TIME : 2:45.990		BEST LAP TIME : 2:46.028		DIFFERENCE : 0.038				
D1: Ravi RAMYEAD		D2: Charlie ROBERTSON						
LAP	SECTOR 1	SECTOR 2	SECTOR 3	LAP TIME	MPH	DIFF	TIME OF DAY	
1 - D2	OUTLAP	111.8	1:26.565	82.4	45.850	87.4		
2 - D2	50.954	108.4	1:22.359	88.6	43.092	88.3	2:56.405	
3 - D2	47.815	132.8	1:18.909	89.7	42.412	87.7	2:49.136	
4 - D2	48.087	138.9	1:18.377	91.3	42.038	88.1	2:48.502 (3)	
5 - D2	47.475	138.9	1:17.611	91.4	41.697	88.5	2:46.783 (2)	
6 - D2	46.946	140.9	1:17.347	91.9	41.735	87.8	2:46.028 (1)	
7 - D2	47.742	125.6	1:21.647	89.7	IN PIT		3:02.274 P	

P21 90 GT4S Optimum Motorsport		McLaren Artura GT4						
IDEAL LAP TIME : 2:45.650		BEST LAP TIME : 2:46.045		DIFFERENCE : 0.395				
D1: Zac MEAKIN		D2: Jack BROWN						
LAP	SECTOR 1	SECTOR 2	SECTOR 3	LAP TIME	MPH	DIFF	TIME OF DAY	
1 - D1	OUTLAP	129.8	1:23.837	83.4	44.013	88.4		
2 - D1	49.203	137.2	1:22.687	87.8	43.382	88.5	2:55.272	
3 - D1	48.536	138.3	1:21.392	84.6	43.552	88.8	2:53.480	
4 - D1	48.149	135.2	1:20.448	87.2	42.925	88.4	2:51.522	
5 - D1	48.095	134.4	1:18.772	89.3	42.513	89.3	2:49.380	
6 - D1	47.951	138.9	1:18.994	88.6	43.651	89.0	2:50.596	
7 - D1	47.711	137.5	1:18.382	90.9	42.333	88.0	2:48.426	
8 - D1	47.956	138.6	1:18.221	89.8	42.411	87.9	2:48.588	
9 - D1	47.378	136.6	1:17.587	90.8	41.926	89.0	2:46.891 (3)	
10 - D1	47.328	137.2	1:17.502	89.7	IN PIT		2:54.817 P	
11 - D2	OUTLAP	107.7	1:20.756	84.4	45.214	87.9	5:57.435	
12 - D2	48.949	123.3	1:18.744	84.3	43.398	88.4	2:51.091	
13 - D2	47.861	135.8	1:17.759	88.0	42.573	88.7	2:48.193	
14 - D2	47.481	122.4	1:17.907	89.2	41.945	89.3	2:47.333	
15 - D2	47.408	128.8	1:18.120	89.1	42.412	88.3	2:47.940	
16 - D2	47.201	130.3	1:17.202	90.5	41.935	88.5	2:46.338 (2)	
17 - D2	46.892	136.3	1:17.054	91.3	42.099	88.7	2:46.045 (1)	
18 - D2	46.670	135.8	1:54.091	49.9	IN PIT		4:22.145 P	

2024 British GT Championship

FREE PRACTICE - SECTOR ANALYSIS



SECTOR 1 = FL to I1, SECTOR 2 = I1 to I2, SECTOR 3 = I2 to FL, DIFF = Difference To Personal Best Lap, P = Crossed Finish Line in Pit Lane, D = Time Disallowed

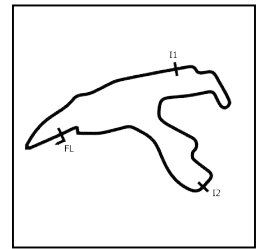
P22 56 GT4S DTO Motorsport		Ginetta G56 GT4 Evo						
IDEAL LAP TIME : 2:45.387		BEST LAP TIME : 2:46.217		DIFFERENCE : 0.830				
D1: Stuart MIDDLETON		D2: Freddie TOMLINSON						
LAP	SECTOR 1	SECTOR 2	SECTOR 3	LAP TIME	MPH	DIFF	TIME OF DAY	
1 - D2	OUTLAP	96.4	1:27.548	84.0	IN PIT		09:03:35.926	
2 - D2	OUTLAP	109.8	1:24.211	88.5	44.111	87.2	10:38.407 P	
3 - D2	50.558	125.4	1:21.849	89.8	43.579	88.0	2:55.986 89.02 7:52.190 09:14:14.333	
4 - D2	49.195	135.8	1:20.865	89.9	43.882	87.7	2:53.942 90.07 7.725 09:17:10.319	
5 - D2	49.346	130.8	1:20.237	90.3	42.964	87.7	2:52.547 90.80 6.330 09:20:04.261	
6 - D2	48.067	137.2	1:19.113	89.7	IN PIT		2:58.402 P 87.82 12.185 09:22:56.808	
7 - D2	OUTLAP	130.3	1:19.043	91.5	42.777	87.8	7:52.041 33.19 5:05.824 09:25:55.210	
8 - D2	48.118	138.6	1:18.404	91.5	43.070	88.1	2:49.592 92.38 3.375 09:33:47.251	
9 - D2	50.771	136.1	1:18.232	90.1	IN PIT		2:59.237 P 87.41 13.020 09:36:36.843	
10 - D1	OUTLAP	125.6	1:19.391	89.2	45.062	90.5	5:32.459 47.12 2:46.242 09:39:36.080	
11 - D1	46.696	139.8	1:18.275	91.1	42.519	87.4	2:47.490 (3) 93.54 1.273 09:45:08.539	
12 - D1	46.214	137.5	1:18.410	89.1	41.985	88.0	2:46.609 (2) 94.03 0.392 09:47:56.029	
13 - D1	46.350	142.7	1:17.188	82.4	42.679	47.1	2:46.217 (1) 94.25 09:50:42.638	
14 - D1	1:43.074	49.4	2:08.840	49.3	IN PIT		5:29.584 P 47.53 2:43.367 09:53:28.855	

P23 7 GT4S Forsetti Motorsport		Aston Martin Vantage AMR GT4 Evo						
IDEAL LAP TIME : 2:46.597		BEST LAP TIME : 2:46.597		DIFFERENCE : 0.000				
D1: Jamie DAY		D2: Mikey PORTER						
LAP	SECTOR 1	SECTOR 2	SECTOR 3	LAP TIME	MPH	DIFF	TIME OF DAY	
1 - D2	OUTLAP	117.1	1:23.456	81.7	IN PIT		09:15:17.528	
2 - D2	OUTLAP	112.5	1:25.944	82.7	44.610	88.4	5:42.137 P 45.79 2:55.540 09:20:59.665	
3 - D2	47.935	139.5	1:19.349	86.5	43.413	86.4	2:50.697 91.78 4.100 09:23:50.362	
4 - D2	47.622	140.3	1:19.541	86.2	43.576	87.6	2:50.739 91.76 4.142 09:26:41.101	
5 - D2	47.477	140.9	1:21.010	83.9	43.288	88.7	2:51.775 91.20 5.178 09:29:32.876	
6 - D2	47.397	138.3	1:18.684	88.5	42.808	88.0	2:48.889 (3) 92.76 2.292 09:32:21.765	
7 - D2	47.507	140.1	1:18.741	87.6	42.889	87.9	2:49.137 92.63 2.540 09:35:10.902	
8 - D2	47.242	139.8	1:18.695	89.1	42.769	87.8	2:48.706 (2) 92.86 2.109 09:37:59.608	
9 - D2	47.623	128.5	1:18.699	89.7	IN PIT		2:59.191 P 87.43 12.594 09:40:58.799	
10 - D1	OUTLAP	108.7	1:18.841	90.0	42.613	88.0	5:30.958 47.33 2:44.361 09:46:29.757	
11 - D1	46.382	143.0	1:18.016	91.3	42.199	88.3	2:46.597 (1) 94.04 09:49:16.354	
12 - D1	46.504	143.7	1:18.195	91.8	IN PIT		2:55.324 P 89.36 8.727 09:52:11.678	

P24 61 GT4S Academy Motorsport		Ford Mustang GT4 2024						
IDEAL LAP TIME : 2:46.752		BEST LAP TIME : 2:46.899		DIFFERENCE : 0.147				
D1: Marco SIGNORETTI		D2: Erik EVANS						
LAP	SECTOR 1	SECTOR 2	SECTOR 3	LAP TIME	MPH	DIFF	TIME OF DAY	
1 - D2	OUTLAP	94.1	1:36.386	74.7	47.815	89.3	09:09:51.091	
2 - D2	51.936	116.1	1:26.932	73.2	47.203	87.0	3:06.071 84.20 19.172 09:12:57.162	
3 - D2	50.026	121.5	1:24.299	86.0	44.618	88.8	2:58.943 87.55 12.044 09:15:56.105	
4 - D2	50.077	96.8	1:25.412	85.3	IN PIT		3:12.428 P 81.42 25.529 09:19:08.533	
5 - D2	OUTLAP	106.8	1:21.306	86.7	43.739	90.4	6:17.626 41.48 3:30.727 09:25:26.159	
6 - D2	47.933	127.5	1:20.111	88.8	43.351	90.6	2:51.395 91.41 4.496 09:28:17.554	
7 - D2	47.390	124.5	1:19.588	89.7	42.460	90.6	2:49.438 92.46 2.539 09:31:06.992	
8 - D2	46.677	139.5	1:17.940	91.1	42.455	90.5	2:47.072 (2) 93.77 0.173 09:33:54.064	
9 - D2	46.824	131.3	1:17.917	90.8	42.158	90.4	2:46.899 (1) 93.87 09:36:40.963	
10 - D2	48.077	128.3	1:19.368	89.9	IN PIT		2:58.190 P 87.92 11.291 09:39:39.153	
11 - D1	OUTLAP	74.8	1:25.943	87.8	43.269	89.8	5:55.318 44.09 3:08.419 09:45:34.471	
12 - D1	47.221	119.6	1:22.299	91.6	42.691	90.0	2:52.211 90.97 5.312 09:48:26.682	
13 - D1	46.694	144.3	1:18.558	89.4	43.795	88.6	2:49.047 (3) 92.68 2.148 09:51:15.729	
14 - D1	47.121	146.8	1:27.320	46.3	IN PIT		3:53.808 P 67.01 1:06.909 09:55:09.537	

2024 British GT Championship

FREE PRACTICE - SECTOR ANALYSIS



SECTOR 1 = FL to I1, SECTOR 2 = I1 to I2, SECTOR 3 = I2 to FL, DIFF = Difference To Personal Best Lap, P = Crossed Finish Line in Pit Lane, D = Time Disallowed

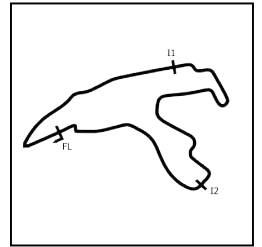
P25 11 GT4S Paddock Motorsport				McLaren Artura GT4			
IDEAL LAP TIME : 2:46.753		BEST LAP TIME : 2:47.149		DIFFERENCE : 0.396			
D1: Alex WALKER		D2: Adam HATFIELD					
LAP	SECTOR 1	SECTOR 2	SECTOR 3	LAP TIME	MPH	DIFF	TIME OF DAY
1 - D2	OUTLAP	98.9	1:26.614	80.9	46.367	88.1	
2 - D2	50.080	114.7	1:22.467	84.9	44.698	88.1	2:57.245
3 - D2	50.389	101.8	1:25.675	83.1	45.053	89.0	86.50
4 - D2	49.216	120.4	1:20.755	89.5	44.204	88.1	13.968
5 - D2	48.713	121.7	1:20.414	90.3	44.196	88.6	7.026
6 - D2	48.597	125.6	1:19.578	87.7	43.765	89.0	89.95
7 - D2	48.853	132.1	1:19.168	89.3	43.582	88.0	90.39
8 - D2	48.427	109.4	1:21.002	83.6	45.182	87.3	6.174
9 - D2	49.420	104.2	1:21.833	83.8	IN PIT		91.12
10 - D1	OUTLAP	123.8	1:19.768	90.6	42.888	88.7	2:51.940
11 - D1	48.956	135.8	1:20.476	90.6	42.711	87.4	91.30
12 - D1	48.266	138.3	1:18.316	89.5	42.323	88.3	89.72
13 - D1	47.611	140.6	1:17.705	88.8	41.959	88.4	91.30
14 - D1	47.106	140.1	1:18.521	86.7	43.028	88.5	4.454
15 - D1	47.089	141.8	1:17.945	89.7	42.115	87.9	7.462
16 - D1	47.554	133.9	1:19.083	90.3	43.070	87.9	20.813
17 - D1	47.535	143.0	1:40.787	50.0	IN PIT		83.35

P26 62 GT4S Academy Motorsport				Ford Mustang GT4 2024			
IDEAL LAP TIME : 2:47.273		BEST LAP TIME : 2:47.273		DIFFERENCE : 0.000			
D1: Will MOORE		D2: Matt NICOLL-JONES					
LAP	SECTOR 1	SECTOR 2	SECTOR 3	LAP TIME	MPH	DIFF	TIME OF DAY
1 - D2	OUTLAP	100.4	1:25.041	80.8	47.176	90.0	
2 - D2	50.083	114.7	1:21.210	85.7	43.479	90.0	2:54.772
3 - D2	48.246	116.7	1:20.515	84.9	43.434	89.1	89.64
4 - D2	47.514	128.3	1:19.352	83.9	42.875	89.5	7.499
5 - D2	48.837	109.6	1:22.372	84.2	IN PIT		4.922
6 - D2	OUTLAP	109.2	1:20.578	87.7	44.804	90.8	92.30
7 - D2	47.239	127.5	1:18.828	88.8	47.736	90.6	2:49.741
8 - D2	47.048	138.0	1:18.518	85.9	42.665	89.8	(3)
9 - D2	47.332	138.0	1:18.987	77.4	47.260	90.4	92.30
10 - D2	46.761	123.5	1:17.959	89.9	42.553	88.7	83.79
11 - D2	47.047	126.3	1:19.679	87.6	IN PIT		19.710
12 - D1	OUTLAP	135.8	1:20.359	91.6	43.384	90.0	26.61

P27 12 GT4PA Paddock Motorsport				Mercedes-AMG GT4			
IDEAL LAP TIME : 2:47.418		BEST LAP TIME : 2:47.563		DIFFERENCE : 0.145			
D1: Ed MCDERMOTT		D2: Matt COWLEY					
LAP	SECTOR 1	SECTOR 2	SECTOR 3	LAP TIME	MPH	DIFF	TIME OF DAY
1 - D2	OUTLAP	97.6	1:26.426	83.3	45.671	88.1	
2 - D2	49.532	109.1	1:23.953	77.6	44.474	87.7	2:57.959
3 - D2	50.795	112.9	1:23.690	83.8	44.508	88.3	(3)
4 - D2	49.091	112.9	1:21.755	86.8	IN PIT		87.53
5 - D1	OUTLAP	95.5	1:29.830	77.5	49.585	87.7	11.430
6 - D1	50.288	117.5	1:24.400	82.8	46.886	88.4	85.79
7 - D1	49.359	116.9	1:22.989	82.8	46.901	86.2	15.043
8 - D1	49.509	114.5	1:22.848	84.4	45.805	89.4	84.34
9 - D1	48.782	120.2	1:21.834	82.6	45.698	88.7	90.39
10 - D1	49.350	120.0	1:22.025	85.0	47.241	88.8	8.751
11 - D1	48.879	108.0	1:22.303	86.7	IN PIT		91.12
12 - D2	OUTLAP	127.8	1:19.723	88.0	42.483	89.5	2:56.314
13 - D2	47.035	127.8	1:17.900	91.6	42.628	87.8	(2)
14 - D2	47.246	131.0	1:21.646	89.7	IN PIT		87.71
15 - D1	OUTLAP	124.7	1:22.195	85.3	46.256	89.2	11.053
16 - D1	47.973	136.1	1:58.097	49.1	IN PIT		2:58.616

2024 British GT Championship

FREE PRACTICE - SECTOR ANALYSIS



SECTOR 1 = FL to I1, SECTOR 2 = I1 to I2, SECTOR 3 = I2 to FL, DIFF = Difference To Personal Best Lap, P = Crossed Finish Line in Pit Lane, D = Time Disallowed

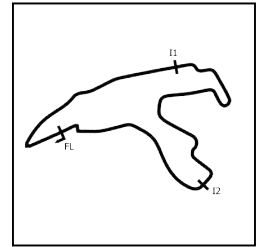
P28 95 GT4S RACELAB		McLaren Artura GT4						
IDEAL LAP TIME : 2:47.579		BEST LAP TIME : 2:47.804		DIFFERENCE : 0.225				
D1: Callum DAVIES		D2: Sai SANJAY						
LAP	SECTOR 1	SECTOR 2	SECTOR 3	LAP TIME	MPH	DIFF	TIME OF DAY	
1 - D1	OUTLAP	114.5	1:24.790	80.1	IN PIT		09:05:25.229	
2 - D2	OUTLAP	117.3	1:24.204	82.8	IN PIT		09:11:16.975	
3 - D1	OUTLAP	129.0	1:21.117	83.5	44.351	86.4	09:16:53.843	
4 - D1	49.029	131.8	1:19.570	87.4	43.528	87.0	09:19:45.970	
5 - D1	48.503	136.6	1:18.666	87.8	43.689	86.9	09:22:36.828	
6 - D1	47.862	137.5	1:18.834	88.6	43.874	84.9	09:25:27.398	
7 - D1	48.134	138.0	1:19.225	87.1	49.775	87.8	09:28:24.532	
8 - D1	47.634	138.0	1:18.105	88.5	42.861	87.9	09:31:13.132	
9 - D1	47.690	140.1	1:18.129	88.6	IN PIT		09:34:10.218	
10 - D2	OUTLAP	128.0	1:19.102	86.8	44.742	87.6	09:39:45.662	
11 - D2	48.439	136.1	1:20.775	87.8	43.761	87.9	09:42:38.637	
12 - D2	48.089	111.6	1:19.635	89.2	43.670	86.1	09:45:30.031	
13 - D2	47.571	139.8	1:17.799	90.5	42.814	86.2	09:48:18.215	
14 - D2	47.473	139.2	1:17.594	89.5	42.737	84.2	09:51:06.019	
15 - D2	47.248	140.6	1:17.752	88.7	IN PIT		09:54:43.510	

P29 44 GT4PA Toyota Gazoo Racing UK		Toyota GR Supra GT4 Evo						
IDEAL LAP TIME : 2:46.974		BEST LAP TIME : 2:47.820		DIFFERENCE : 0.846				
D1: Kavi JUNDU		D2: Dan VAUGHAN						
LAP	SECTOR 1	SECTOR 2	SECTOR 3	LAP TIME	MPH	DIFF	TIME OF DAY	
1 - D1	OUTLAP	76.4	1:40.845	71.2	57.327	86.7	09:05:31.042	
2 - D1	56.991	77.4	1:36.254	77.7	IN PIT		09:09:07.011	
3 - D2	OUTLAP	112.4	1:26.235	78.6	45.023	89.5	09:29:36.227	
4 - D2	48.448	123.1	1:20.190	83.4	43.464	88.4	09:32:28.329	
5 - D2	47.924	126.8	1:20.277	85.7	43.154	88.6	09:35:19.684	
6 - D2	47.911	117.3	1:19.525	86.5	44.133	89.5	09:38:11.253	
7 - D2	47.298	133.1	1:18.222	90.1	42.668	88.8	09:40:59.441	
8 - D2	47.345	136.9	1:18.373	89.7	42.102	89.5	09:43:47.261	
9 - D2	47.540	136.1	1:17.574	90.0	IN PIT		09:46:42.317	
10 - D1	OUTLAP	112.0	1:21.972	88.5	44.287	88.0	09:51:15.219	
11 - D1	47.828	117.9	1:29.693	49.0	IN PIT		09:55:10.791	

P30 17 GT4S RAM Racing		Mercedes-AMG GT4						
IDEAL LAP TIME : 2:47.934		BEST LAP TIME : 2:47.934		DIFFERENCE : 0.000				
D1: Luca HOPKINSON		D2: Harry GEORGE						
LAP	SECTOR 1	SECTOR 2	SECTOR 3	LAP TIME	MPH	DIFF	TIME OF DAY	
1 - D2	OUTLAP	119.4	1:26.553	85.5	45.955	85.5	09:08:58.590	
2 - D2	50.289	126.1	1:24.111	86.1	45.011	85.9	09:11:58.001	
3 - D2	52.993	119.4	1:23.404	85.5	45.108	86.3	09:14:59.506	
4 - D2	50.298	131.0	1:21.280	87.9	46.631	85.7	09:17:57.715	
5 - D2	49.393	126.6	1:21.436	87.3	44.088	86.1	09:20:52.632	
6 - D2	49.084	133.4	1:20.224	87.6	43.513	86.2	09:23:45.453	
7 - D2	48.669	120.9	1:19.580	89.9	43.940	87.0	09:26:37.642	
8 - D2	48.458	118.9	1:20.912	81.6	IN PIT		09:29:39.634	
9 - D1	OUTLAP	117.1	1:20.571	78.3	44.466	86.8	09:35:16.380	
10 - D1	48.539	123.3	1:19.377	86.7	43.722	87.3	09:38:08.018	
11 - D1	48.480	129.3	1:21.162	89.3	43.665	86.7	09:41:01.325	
12 - D1	48.928	121.3	1:18.425	89.3	43.071	86.9	09:43:51.749	
13 - D1	47.742	124.7	1:18.773	90.6	42.728	87.7	09:46:40.992	
14 - D1	47.583	134.2	1:17.683	90.0	42.668	87.3	09:49:28.926	
15 - D1	47.599	138.9	1:28.659	83.9	IN PIT		09:52:38.767	

2024 British GT Championship

FREE PRACTICE - SECTOR ANALYSIS



SECTOR 1 = FL to I1, SECTOR 2 = I1 to I2, SECTOR 3 = I2 to FL, DIFF = Difference To Personal Best Lap, P = Crossed Finish Line in Pit Lane, D = Time Disallowed

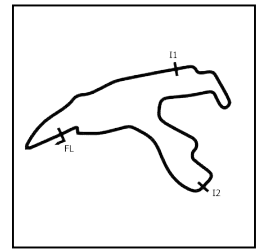
P31 31 GT4PA Team Parker Racing		Mercedes-AMG GT4								
IDEAL LAP TIME : 2:48.552		BEST LAP TIME : 2:49.339		DIFFERENCE : 0.787						
D1: Charles DAWSON		D2: Seb MORRIS								
LAP	SECTOR 1	SECTOR 2	SECTOR 3	LAP TIME	MPH	DIFF	TIME OF DAY			
1 - D2	OUTLAP	114.3	1:28.469	75.0	53.106	88.4		09:22:04.397		
2 - D2	48.895	123.8	1:21.446	81.3	44.053	88.6	2:54.394	89.83	5.055	09:24:58.791
3 - D2	47.947	124.2	1:19.829	87.1	43.610	87.9	2:51.386	91.41	2.047	09:27:50.177
4 - D2	47.938	140.6	1:18.795	87.6	43.174	87.9	2:49.907 (2)	92.21	0.568	09:30:40.084
5 - D2	47.912	141.5	1:18.146	89.7	45.559	89.8	2:51.617	91.29	2.278	09:33:31.701
6 - D2	47.524	132.1	1:22.633	82.6	IN PIT		3:01.952 P	86.10	12.613	09:36:33.653
7 - D1	OUTLAP	133.4	1:20.718	89.5	44.182	87.9	5:33.018	47.04	2:43.679	09:42:06.671
8 - D1	48.216	141.5	1:18.808	88.5	43.466	86.5	2:50.490	91.89	1.151	09:44:57.161
9 - D1	47.742	142.7	1:18.715	89.0	42.882	87.3	2:49.339 (1)	92.52		09:47:46.500
10 - D1	47.694	141.2	1:18.627	90.0	44.048	88.3	2:50.369 (3)	91.96	1.030	09:50:36.869
11 - D1	47.903	143.3	1:18.786	88.8	44.601	56.0	2:51.290	91.46	1.951	09:53:28.159
12 - D1	1:42.334	49.3	2:08.298	49.4	IN PIT		5:25.794 P	48.09	2:36.455	09:58:53.953

P32 20 GT4PA Mahiki Racing		Lotus Emira GT4								
IDEAL LAP TIME : 2:48.618		BEST LAP TIME : 2:49.397		DIFFERENCE : 0.779						
D1: Ian DUGGAN		D2: Gordie MUTCH								
LAP	SECTOR 1	SECTOR 2	SECTOR 3	LAP TIME	MPH	DIFF	TIME OF DAY			
1 - D2	OUTLAP	97.3	1:25.671	81.3	45.888	87.0		09:06:47.014		
2 - D2	51.266	113.1	1:22.551	80.7	45.186	87.4	2:59.003	87.52	9.606	09:09:46.017
3 - D2	49.016	125.2	1:20.249	86.8	43.479	87.7	2:52.744	90.69	3.347	09:12:38.761
4 - D2	48.854	129.5	1:19.103	89.1	42.541	88.3	2:50.498	91.89	1.101	09:15:29.259
5 - D2	48.068	134.4	1:19.879	89.0	43.236	89.3	2:51.183	91.52	1.786	09:18:20.442
6 - D2	48.002	132.3	1:18.779	91.6	42.616	87.9	2:49.397 (1)	92.48		09:21:09.839
7 - D2	47.915	126.3	1:19.480	90.0	IN PIT		2:57.330 P	88.35	7.933	09:24:07.169
8 - D1	OUTLAP	89.5	1:30.864	73.6	47.838	87.2	5:38.438	46.29	2:49.041	09:29:45.607
9 - D1	50.560	106.5	1:25.263	77.4	46.058	87.1	3:01.881	86.14	12.484	09:32:47.488
10 - D1	49.081	117.7	1:21.912	73.1	46.589	88.7	2:57.582	88.22	8.185	09:35:45.070
11 - D1	48.887	119.4	1:21.559	84.2	43.890	88.5	2:54.336	89.86	4.939	09:38:39.406
12 - D1	48.826	122.6	1:21.856	85.0	44.111	87.7	2:54.793	89.63	5.396	09:41:34.199
13 - D1	48.248	122.2	1:21.793	88.1	43.045	88.7	2:53.086	90.51	3.689	09:44:27.285
14 - D1	47.298	133.6	1:19.650	89.8	42.905	87.6	2:49.853 (2)	92.24	0.456	09:47:17.138
15 - D1	47.509	132.6	1:19.634	90.0	43.032	87.9	2:50.175 (3)	92.06	0.778	09:50:07.313
16 - D1	47.621	125.4	1:20.930	85.3	IN PIT		3:07.532 P	83.54	18.135	09:53:14.845

P33 69 GT4PA Mahiki Racing		Lotus Emira GT4								
IDEAL LAP TIME : 2:49.355		BEST LAP TIME : 2:49.876		DIFFERENCE : 0.521						
D1: Steven LAKE		D2: Nathan HARRISON								
LAP	SECTOR 1	SECTOR 2	SECTOR 3	LAP TIME	MPH	DIFF	TIME OF DAY			
1 - D1	OUTLAP	90.9	1:27.423	75.0	45.843	86.0		09:07:16.679		
2 - D1	50.083	127.0	1:24.370	84.6	45.657	86.5	3:00.110	86.98	10.234	09:10:16.789
3 - D1	49.574	128.8	1:22.886	88.6	45.363	86.8	2:57.823	88.10	7.947	09:13:14.612
4 - D1	49.930	125.9	1:23.498	83.5	IN PIT		3:08.481 P	83.12	18.605	09:16:23.093
5 - D1	OUTLAP	100.7	1:30.720	83.6	45.256	87.9	6:19.632	41.27	3:29.756	09:22:42.725
6 - D1	49.052	132.1	1:20.255	88.6	44.480	87.9	2:53.787	90.15	3.911	09:25:36.512
7 - D1	48.417	135.2	1:19.609	90.0	43.819	87.1	2:51.845 (3)	91.17	1.969	09:28:28.357
8 - D1	48.479	135.5	1:18.624	89.8	42.773	87.6	2:49.876 (1)	92.22		09:31:18.233
9 - D1	48.229	132.8	1:19.569	89.4	IN PIT		3:00.351 P	86.87	10.475	09:34:18.584
10 - D1	OUTLAP	122.6	1:22.611	88.4	43.375	87.0	4:50.203	53.98	2:00.327	09:39:08.787
11 - D1	48.594	136.1	1:18.963	91.1	IN PIT		3:00.713 P	86.69	10.837	09:42:09.500
12 - D1	OUTLAP	132.1	1:22.206	88.5	44.805	87.1	4:35.770	56.81	1:45.894	09:46:45.270
13 - D1	47.958	139.2	1:19.269	90.4	43.497	87.4	2:50.724 (2)	91.77	0.848	09:49:35.994

2024 British GT Championship

FREE PRACTICE - SECTOR ANALYSIS



SECTOR 1 = FL to I1, SECTOR 2 = I1 to I2, SECTOR 3 = I2 to FL, DIFF = Difference To Personal Best Lap, P = Crossed Finish Line in Pit Lane, D = Time Disallowed

P34 47 GT4PA Forsetti Motorsport		Aston Martin Vantage AMR GT4 Evo						
IDEAL LAP TIME : 2:49.273		BEST LAP TIME : 2:50.100		DIFFERENCE : 0.827				
D1: Marc WARREN		D2: William ORTON						
LAP	SECTOR 1	SECTOR 2	SECTOR 3	LAP TIME	MPH	DIFF	TIME OF DAY	
1 - D2	OUTLAP	109.4	1:24.149	81.8	IN PIT	P	09:21:46.762	
2 - D2	OUTLAP	123.5	1:23.733	86.3	44.577	87.9	5:30.732	
3 - D2	48.362	137.7	1:20.849	88.6	43.635	88.5	2:52.846	
4 - D2	47.976	136.9	1:19.711	88.5	43.698	88.7	2:51.385	
5 - D2	48.040	136.1	1:20.056	84.3	43.290	89.3	2:51.386	
6 - D2	47.754	135.8	1:19.525	89.1	43.551	89.2	2:50.830 (3)	
7 - D2	47.823	139.5	1:19.734	87.7	IN PIT	P	3:00.369	
8 - D1	OUTLAP	131.3	1:20.116	86.9	43.453	88.7	5:26.722	
9 - D1	47.640	136.9	1:20.341	85.1	42.576	88.6	2:50.557 (2)	
10 - D1	47.619	133.9	1:19.078	87.7	43.403	88.3	2:50.100 (1)	
11 - D1	1:23.057	49.0	2:07.643	50.6	IN PIT	P	5:10.554	
							50.45	
							2:20.454	
							09:58:02.243	

P35 29 GT4PA Century Motorsport		BMW M4 GT4						
IDEAL LAP TIME : 2:49.976		BEST LAP TIME : 2:50.457		DIFFERENCE : 0.481				
D1: Ian GOUGH		D2: Tom WRIGLEY						
LAP	SECTOR 1	SECTOR 2	SECTOR 3	LAP TIME	MPH	DIFF	TIME OF DAY	
1 - D2	OUTLAP	85.2	1:34.459	78.4	52.876	85.5		
2 - D2	52.817	103.5	1:25.611	85.2	45.946	86.4	3:04.374	
3 - D2	52.155	104.6	1:23.137	85.2	45.630	86.4	3:00.922	
4 - D2	49.629	120.6	1:22.100	87.1	44.892	85.5	2:56.621	
5 - D2	49.190	110.3	1:20.972	89.1	IN PIT	P	3:07.470	
6 - D1	OUTLAP	108.7	1:23.374	82.4	46.030	86.8	5:27.526	
7 - D1	49.682	115.9	1:21.827	87.4	44.693	86.4	2:56.202	
8 - D1	48.506	127.3	1:19.662	89.5	44.953	85.4	2:53.121 (3)	
9 - D1	48.075	136.1	1:19.179	89.8	44.566	87.4	2:51.820 (2)	
10 - D1	47.834	124.0	1:18.933	89.2	43.690	86.8	2:50.457 (1)	
11 - D1	47.815	139.2	1:18.471	88.3	IN PIT	P	2:56.577	
							88.72	
							6.120	
							09:47:54.579	

P36 10 GT3SA Blackthorn		Aston Martin Vantage AMR GT3 Evo						
IDEAL LAP TIME : 2:50.222		BEST LAP TIME : 3:05.068		DIFFERENCE : 14.846				
D1: Matt TOPHAM		D2: Josh ROWLEDGE						
LAP	SECTOR 1	SECTOR 2	SECTOR 3	LAP TIME	MPH	DIFF	TIME OF DAY	
1 - D1	OUTLAP	94.9	1:30.141	83.2	46.246	92.5		
2 - D1	53.569	103.7	1:26.759	83.3	44.740	94.2	3:05.068 (1)	
3 - D1	52.261	105.3	1:34.178	64.8	IN PIT	P	3:23.362	
4 - D2	OUTLAP	120.9	1:16.745	92.3	41.216	96.9	43:08.011	
5 - D1	1:07.857	49.2	2:09.079	49.9	IN PIT	P	4:54.335	
							53.23	
							1:49.267	
							09:57:40.603	

2024 British GT Championship

FREE PRACTICE - BEST SECTORS

SECTOR 1			SECTOR 2			SECTOR 3			IDEAL / BEST COMPARISON						
POS	NO	NAME	TIME	NO	NAME	TIME	NO	NAME	TIME	POS	NO	NAME	IDEAL	BEST	DIFF
												PERFECT LAP	2:33.849		
1	87	Blackthorn	43.040	6	2 Seas Motorsport	1:12.032	6	2 Seas Motorsport	38.777	1	6	2 Seas Motorsport	2:34.188	2:34.668	0.480
2	15	RAM Racing	43.064	18	2 Seas Motorsport	1:12.578	15	RAM Racing	38.951	2	87	Blackthorn	2:34.872	2:37.358	2.486
3	6	2 Seas Motorsport	43.379	87	Blackthorn	1:12.611	59	Garage 59	39.098	3	15	RAM Racing	2:34.963	2:35.645	0.682
4	63	Barwell Motorsport	43.420	15	RAM Racing	1:12.948	87	Blackthorn	39.221	4	18	2 Seas Motorsport	2:35.655	2:36.092	0.437
5	18	2 Seas Motorsport	43.478	88	Garage 59	1:13.006	32	J&S Racing	39.506	5	59	Garage 59	2:35.908	2:36.606	0.698
6	32	J&S Racing	43.625	59	Garage 59	1:13.020	8	Team Abba Racing	39.510	6	3	Greystone GT	2:36.490	2:36.850	0.360
7	3	Greystone GT	43.669	3	Greystone GT	1:13.099	18	2 Seas Motorsport	39.599	7	88	Garage 59	2:36.791	2:37.174	0.383
8	59	Garage 59	43.790	77	Garage 59	1:13.395	78	Barwell Motorsport	39.616	8	32	J&S Racing	2:36.876	2:36.876	0.000
9	88	Garage 59	43.970	78	Barwell Motorsport	1:13.568	3	Greystone GT	39.722	9	78	Barwell Motorsport	2:37.172	2:38.332	1.160
10	78	Barwell Motorsport	43.988	2	Team RJN	1:13.635	77	Garage 59	39.775	10	63	Barwell Motorsport	2:37.236	2:39.610	2.374
11	9	Paddock Motorsport	44.048	63	Barwell Motorsport	1:13.638	88	Garage 59	39.815	11	77	Garage 59	2:37.289	2:37.289	0.000
12	77	Garage 59	44.119	32	J&S Racing	1:13.745	27	Optimum Motorsport	39.898	12	8	Team Abba Racing	2:37.570	2:38.652	1.082
13	97	Beechdean AMR	44.160	8	Team Abba Racing	1:13.839	9	Paddock Motorsport	40.012	13	9	Paddock Motorsport	2:37.948	2:38.208	0.260
14	8	Team Abba Racing	44.221	9	Paddock Motorsport	1:13.888	97	Beechdean AMR	40.019	14	27	Optimum Motorsport	2:38.723	2:39.624	0.901
15	27	Optimum Motorsport	44.222	27	Optimum Motorsport	1:14.603	63	Barwell Motorsport	40.178	15	2	Team RJN	2:39.088	2:40.290	1.202
16	67	Orange Racing by JMH	44.233	67	Orange Racing by JMH	1:14.633	2	Team RJN	40.495	16	97	Beechdean AMR	2:39.450	2:39.638	0.188
17	2	Team RJN	44.958	97	Beechdean AMR	1:15.271	67	Orange Racing by JMH	40.669	17	67	Orange Racing by JMH	2:39.535	2:40.109	0.574
18	99	Greystone GT	45.952	10	Blackthorn	1:16.745	10	Blackthorn	41.216	18	99	Greystone GT	2:44.867	2:45.198	0.331
19	56	DTO Motorsport	46.214	90	Optimum Motorsport	1:17.054	99	Greystone GT	41.288	19	56	DTO Motorsport	2:45.387	2:46.217	0.830
20	7	Forsetti Motorsport	46.382	58	CWS Racing	1:17.186	71	Century Motorsport	41.697	20	90	Optimum Motorsport	2:45.650	2:46.045	0.395
21	90	Optimum Motorsport	46.670	56	DTO Motorsport	1:17.188	58	CWS Racing	41.758	21	58	CWS Racing	2:45.898	2:45.980	0.082
22	61	Academy Motorsport	46.677	71	Century Motorsport	1:17.347	90	Optimum Motorsport	41.926	22	71	Century Motorsport	2:45.990	2:46.028	0.038
23	62	Academy Motorsport	46.761	44	Toyota Gazoo Racing UK	1:17.574	11	Paddock Motorsport	41.959	23	7	Forsetti Motorsport	2:46.597	2:46.597	0.000
24	71	Century Motorsport	46.946	95	RACELAB	1:17.594	56	DTO Motorsport	41.985	24	61	Academy Motorsport	2:46.752	2:46.899	0.147
25	58	CWS Racing	46.954	99	Greystone GT	1:17.627	44	Toyota Gazoo Racing UK	42.102	25	11	Paddock Motorsport	2:46.753	2:47.149	0.396
26	12	Paddock Motorsport	47.035	17	RAM Racing	1:17.683	61	Academy Motorsport	42.158	26	44	Toyota Gazoo Racing UK	2:46.974	2:47.820	0.846
27	11	Paddock Motorsport	47.089	11	Paddock Motorsport	1:17.705	7	Forsetti Motorsport	42.199	27	62	Academy Motorsport	2:47.273	2:47.273	0.000
28	95	RACELAB	47.248	12	Paddock Motorsport	1:17.900	12	Paddock Motorsport	42.483	28	12	Paddock Motorsport	2:47.418	2:47.563	0.145
29	44	Toyota Gazoo Racing UK	47.298	61	Academy Motorsport	1:17.917	20	Mahiki Racing	42.541	29	95	RACELAB	2:47.579	2:47.804	0.225
30	20	Mahiki Racing	47.298	62	Academy Motorsport	1:17.959	62	Academy Motorsport	42.553	30	17	RAM Racing	2:47.934	2:47.934	0.000
31	31	Team Parker Racing	47.524	7	Forsetti Motorsport	1:18.016	47	Forsetti Motorsport	42.576	31	31	Team Parker Racing	2:48.552	2:49.339	0.787
32	17	RAM Racing	47.583	31	Team Parker Racing	1:18.146	17	RAM Racing	42.668	32	20	Mahiki Racing	2:48.618	2:49.397	0.779
33	47	Forsetti Motorsport	47.619	29	Century Motorsport	1:18.471	95	RACELAB	42.737	33	47	Forsetti Motorsport	2:49.273	2:50.100	0.827
34	29	Century Motorsport	47.815	69	Mahiki Racing	1:18.624	69	Mahiki Racing	42.773	34	69	Mahiki Racing	2:49.355	2:49.876	0.521
35	69	Mahiki Racing	47.958	20	Mahiki Racing	1:18.779	31	Team Parker Racing	42.882	35	29	Century Motorsport	2:49.976	2:50.457	0.481
36	10	Blackthorn	52.261	47	Forsetti Motorsport	1:19.078	29	Century Motorsport	43.690	36	10	Blackthorn	2:50.222	3:05.068	14.846

2024 British GT Championship

FREE PRACTICE - BEST SPEEDS

POS	INTERMEDIATE 1			INTERMEDIATE 2			FINISH LINE		
	NO	NAME	MPH	NO	NAME	MPH	NO	NAME	MPH
1	15	RAM Racing	156.0	6	2 Seas Motorsport	100.4	15	RAM Racing	99.8
2	87	Blackthorn	153.5	15	RAM Racing	100.4	18	2 Seas Motorsport	98.8
3	9	Paddock Motorsport	153.5	88	Garage 59	99.4	6	2 Seas Motorsport	98.6
4	97	Beechdean AMR	153.2	87	Blackthorn	98.6	87	Blackthorn	98.6
5	6	2 Seas Motorsport	152.8	8	Team Abba Racing	98.6	78	Barwell Motorsport	98.6
6	18	2 Seas Motorsport	152.1	32	J&S Racing	98.5	63	Barwell Motorsport	98.5
7	3	Greystone GT	151.8	59	Garage 59	98.2	32	J&S Racing	98.3
8	8	Team Abba Racing	151.8	3	Greystone GT	98.2	77	Garage 59	98.2
9	88	Garage 59	151.1	18	2 Seas Motorsport	97.9	59	Garage 59	97.5
10	78	Barwell Motorsport	150.4	2	Team RJN	97.5	88	Garage 59	97.5
11	99	Greystone GT	150.1	78	Barwell Motorsport	97.1	67	Orange Racing by JMH	97.5
12	77	Garage 59	149.4	9	Paddock Motorsport	96.6	9	Paddock Motorsport	97.3
13	2	Team RJN	149.4	67	Orange Racing by JMH	96.5	27	Optimum Motorsport	97.2
14	67	Orange Racing by JMH	149.1	27	Optimum Motorsport	96.2	3	Greystone GT	97.1
15	32	J&S Racing	147.4	77	Garage 59	96.0	10	Blackthorn	96.9
16	59	Garage 59	147.1	63	Barwell Motorsport	95.8	97	Beechdean AMR	96.8
17	61	Academy Motorsport	146.8	97	Beechdean AMR	94.9	8	Team Abba Racing	96.2
18	63	Barwell Motorsport	145.8	10	Blackthorn	92.3	2	Team RJN	96.0
19	27	Optimum Motorsport	144.6	71	Century Motorsport	91.9	99	Greystone GT	94.2
20	7	Forsetti Motorsport	143.7	7	Forsetti Motorsport	91.8	62	Academy Motorsport	90.8
21	31	Team Parker Racing	143.3	61	Academy Motorsport	91.6	61	Academy Motorsport	90.6
22	11	Paddock Motorsport	143.0	62	Academy Motorsport	91.6	56	DTO Motorsport	90.5
23	56	DTO Motorsport	142.7	12	Paddock Motorsport	91.6	58	CWS Racing	90.1
24	71	Century Motorsport	140.9	20	Mahiki Racing	91.6	31	Team Parker Racing	89.8
25	95	RACELAB	140.6	56	DTO Motorsport	91.5	12	Paddock Motorsport	89.5
26	69	Mahiki Racing	140.3	99	Greystone GT	91.3	44	Toyota Gazoo Racing UK	89.5
27	58	CWS Racing	140.1	90	Optimum Motorsport	91.3	90	Optimum Motorsport	89.3
28	47	Forsetti Motorsport	139.5	69	Mahiki Racing	91.3	20	Mahiki Racing	89.3
29	29	Century Motorsport	139.2	11	Paddock Motorsport	90.6	47	Forsetti Motorsport	89.3
30	90	Optimum Motorsport	138.9	17	RAM Racing	90.6	11	Paddock Motorsport	89.0
31	17	RAM Racing	138.9	95	RACELAB	90.5	7	Forsetti Motorsport	88.7
32	62	Academy Motorsport	138.0	44	Toyota Gazoo Racing UK	90.1	71	Century Motorsport	88.5
33	44	Toyota Gazoo Racing UK	136.9	31	Team Parker Racing	90.0	95	RACELAB	87.9
34	12	Paddock Motorsport	136.1	29	Century Motorsport	89.8	69	Mahiki Racing	87.9
35	20	Mahiki Racing	134.4	58	CWS Racing	89.4	17	RAM Racing	87.7
36	10	Blackthorn	120.9	47	Forsetti Motorsport	89.1	29	Century Motorsport	87.4

2024 British GT Championship

FREE PRACTICE - DRIVER STATISTICS

POS	NO	CL	PIC	TEAM / DRIVERS	CAR	LAPS	RACE TIME	%	BEST	ON	MPH
1	6	GT3PA	1	2 Seas Motorsport Ian LOGGIE (GBR) Phil KEEN (GBR)	Mercedes-AMG GT3 Evo	11	35:15.890				
						1	6:04.988	17.25		0	
						10	26:53.242	76.24	2:34.668	8	101.29
2	15	GT3PA	2	RAM Racing John FERGUSON (GBR) Raffaele MARCIELLO (CHE)	BMW M4 GT3	9	54:37.211				
						0	0.000	0.00		0	
						9	25:10.846	46.10	2:35.645	8	100.66
3	18	GT3PA	3	2 Seas Motorsport Kevin TSE (HKG) Maximilian GOETZ (DEU)	Mercedes-AMG GT3 Evo	14	40:57.006				
						7	19:49.521	48.41	2:37.876	12	99.23
						7	21:01.282	51.33	2:36.092	6	100.37
4	59	GT3SA	1	Garage 59 Shaun BALFE (GBR) Adam SMALLEY (GBR)	McLaren 720S GT3 Evo	11	33:27.855				
						4	10:55.426	32.64	2:39.995	9	97.92
						7	20:45.171	62.01	2:36.606	6	100.04
5	3	GT3PA	4	Greystone GT Mike PRICE (GBR) Callum MACLEOD (GBR)	Mercedes-AMG GT3 Evo	13	55:13.726				
						2	6:53.167	12.47		0	
						11	31:54.312	57.77	2:36.850	10	99.88
6	32	GT3SA	2	J&S Racing Sacha KAKAD (GBR) Hugo COOK (GBR)	Audi R8 LMS GT3 EVO II	14	55:28.571				
						4	24:53.366	44.87		0	
						10	28:08.673	50.73	2:36.876	10	99.87
7	88	GT3AM	1	Garage 59 Miguel RAMOS (PRT)	McLaren 720S GT3 Evo	10	28:30.788				
						0	0.000	0.00		0	
8	77	GT3PA	5	Garage 59 Morgan TILLBROOK (GBR) Marcus CLUTTON (GBR)	McLaren 720S GT3 Evo	14	46:04.968				
						5	13:51.443	30.07	2:43.538	11	95.80
						9	30:47.761	66.83	2:37.289	8	99.60
9	87	GT3PA	6	Blackthorn Giacomo PETROBELLI (ITA) Jonny ADAM (GBR)	Aston Martin Vantage AMR GT3 Evo	7	48:12.053				
						1	3:49.103	7.92		0	
						6	18:22.582	38.12	2:37.358	5	99.56
10	9	GT3PA	7	Paddock Motorsport Mark SMITH (USA) Martin PLOWMAN (GBR)	McLaren 720S GT3 Evo	17	53:49.014				
						7	19:57.260	37.08	2:39.196	15	98.41
						10	30:37.066	56.89	2:38.208	9	99.03
11	78	GT3PA	8	Barwell Motorsport Alex MARTIN (GBR) Sandy MITCHELL (GBR)	Lamborghini Huracan GT3 Evo2	12	56:59.928				
						5	15:55.775	27.95	2:38.332	9	98.95
						7	37:43.178	66.18	2:38.803	6	98.65
12	8	GT3SA	3	Team Abba Racing Richard NEARY (GBR) Sam NEARY (GBR)	Mercedes-AMG GT3 Evo	11	53:36.592				
						4	11:49.390	22.05	2:41.113	10	97.24
						7	20:56.967	39.08	2:38.652	6	98.75
13	63	GT3PA	9	Barwell Motorsport Rob COLLARD (GBR) Ricky COLLARD (GBR)	Lamborghini Huracan GT3 Evo2	9	50:53.138				
						4	11:11.707	22.00	2:39.610	8	98.16
						5	37:11.899	73.10		0	
14	27	GT3PA	10	Optimum Motorsport Mark RADCLIFFE (GBR) Tom GAMBLE (GBR)	McLaren 720S GT3 Evo	11	51:04.905				
						4	15:08.949	29.66	2:43.027	11	96.10
						7	39:48.972	77.95	2:39.624	5	98.15
15	97	GT3SA	4	Beechdean AMR Andrew HOWARD (GBR) Jessica HAWKINS (GBR)	Aston Martin Vantage AMR GT3 Evo	5	40:41.618				
						0	0.000	0.00		0	
						5	18:44.964	46.07	2:39.638	4	98.14
16	67	GT3SA	5	Orange Racing by JMH Simon ORANGE (GBR) Tom ROCHE (GBR)	McLaren 720S GT3 Evo	18	53:18.160				
						10	29:17.314	54.95	2:42.348	9	96.50
						8	23:52.896	44.80	2:40.109	15	97.85
17	2	GT3PA	11	Team RJN Chris BUNCOMBE (GBR) Alex BUNCOMBE (GBR)	McLaren 720S GT3 Evo	9	29:30.647				
						5	14:18.493	48.48	2:42.080	7	96.66
						4	13:13.008	44.79	2:40.290	3	97.74
18	99	GT3PA	12	Greystone GT Andrey BORODIN (ND) Oliver WEBB (GBR)	McLaren 720S GT3 Evo	9	53:47.747				
						6	18:53.741	35.12	2:51.369	8	91.42
						3	34:47.772	64.68	2:45.198	2	94.84
19	58	GT4PA	1	CWS Racing Colin WHITE (GBR) Thomas HOLLAND (GBR)	Ginetta G56 GT4 Evo	16	49:36.945				
						6	25:09.051	50.69	2:59.947	5	87.06
						10	30:29.946	61.47	2:45.980	15	94.39

2024 British GT Championship

FREE PRACTICE - DRIVER STATISTICS

POS	NO	CL	PIC	TEAM / DRIVERS	CAR	LAPS	RACE TIME	%	BEST	ON	MPH
20	71	GT4PA	2	Century Motorsport Ravi RAMYEAD (GBR) Charlie ROBERTSON (GBR)	BMW M4 GT4	7	20:05.648				
						0	0.000	0.00		0	
						7	19:59.430	99.48	2:46.028	6	94.36
21	90	GT4S	1	Optimum Motorsport Zac MEAKIN (GBR) Jack BROWN (GBR)	McLaren Artura GT4	18	55:36.778				
						10	31:39.030	56.91	2:46.891	9	93.87
						8	23:50.490	42.87	2:46.045	17	94.35
22	56	GT4S	2	DTO Motorsport Stuart MIDDLETON (GBR) Freddie TOMLINSON (GBR)	Ginetta G56 GT4 Evo	14	58:31.472				
						5	16:28.947	28.16	2:46.217	13	94.25
						9	28:49.071	49.24	2:49.592	8	92.38
23	7	GT4S	3	Forsetti Motorsport Jamie DAY (GBR) Mikey PORTER (GBR)	Aston Martin Vantage AMR GT4 Evo	12	40:11.635				
						3	8:18.260	20.66	2:46.597	11	94.04
						9	28:52.608	71.84	2:48.706	8	92.86
24	61	GT4S	4	Academy Motorsport Marco SIGNORETTI (CAN) Erik EVANS (USA)	Ford Mustang GT4 2024	14	48:34.120				
						4	12:22.586	25.48	2:49.047	13	92.68
						10	32:28.238	66.86	2:46.899	9	93.87
25	11	GT4S	5	Paddock Motorsport Alex WALKER (GBR) Adam HATFIELD (GBR)	McLaren Artura GT4	17	54:15.760				
						8	23:43.658	43.73	2:47.149	15	93.73
						9	30:24.016	56.02	2:51.603	7	91.30
26	62	GT4S	6	Academy Motorsport Will MOORE (GBR) Matt NICOLL-JONES (GBR)	Ford Mustang GT4 2024	12	46:39.927				
						1	7:13.410	15.48		0	
						11	36:49.287	78.91	2:47.273	10	93.66
27	12	GT4PA	3	Paddock Motorsport Ed MCDERMOTT (GBR) Matt COWLEY (GBR)	Mercedes-AMG GT4	16	55:47.748				
						9	30:26.161	54.55	2:56.314	9	88.86
						7	25:15.265	45.26	2:47.563	13	93.50
28	95	GT4S	7	RACELAB Callum DAVIES (GBR) Sai SANJAY (IND)	McLaren Artura GT4	15	52:23.055				
						8	28:46.484	54.93	2:48.600	8	92.92
						7	23:29.190	44.84	2:47.804	14	93.36
29	44	GT4PA	4	Toyota Gazoo Racing UK Kavi JUNDU (GBR) Dan VAUGHAN (GBR)	Toyota GR Supra GT4 Evo	11	53:16.753				
						4	31:24.906	58.96		0	
						7	21:45.348	40.83	2:47.820	8	93.35
30	17	GT4S	8	RAM Racing Luca HOPKINSON (USA) Harry GEORGE (GBR)	Mercedes-AMG GT4	15	46:36.586				
						7	20:03.117	43.02	2:47.934	14	93.29
						8	26:27.029	56.75	2:52.189	7	90.99
31	31	GT4PA	5	Team Parker Racing Charles DAWSON (GBR) Seb MORRIS (GBR)	Mercedes-AMG GT4	12	39:59.120				
						6	19:28.249	48.69	2:49.339	9	92.52
						6	20:24.670	51.05	2:49.907	4	92.21
32	20	GT4PA	6	Mahiki Racing Ian DUGGAN (GBR) Gordie MUTCH (GBR)	Lotus Emira GT4	16	49:27.720				
						9	26:34.857	53.74	2:49.853	14	92.24
						7	22:46.672	46.05	2:49.397	6	92.48
33	69	GT4PA	7	Mahiki Racing Steven LAKE (GBR) Nathan HARRISON (GBR)	Lotus Emira GT4	13	45:24.366				
						13	38:09.276	84.03	2:49.876	8	92.22
						0	0.000	0.00		0	
34	47	GT4PA	8	Forsetti Motorsport Marc WARREN (GBR) William ORTON (GBR)	Aston Martin Vantage AMR GT4 Evo	11	39:18.020				
						4	13:31.579	34.42	2:50.100	10	92.10
						7	22:53.535	58.25	2:50.830	6	91.71
35	29	GT4PA	9	Century Motorsport Ian GOUGH (GBR) Tom WRIGLEY (GBR)	BMW M4 GT4	11	35:24.886				
						6	17:22.176	49.05	2:50.457	10	91.91
						5	17:56.440	50.66	2:56.621	4	88.70
36	10	GT3SA	6	Blackthorn Matt TOPHAM (GBR) Josh ROWLEDGE (GBR)	Aston Martin Vantage AMR GT3 Evo	5	57:35.068				
						3	49:59.375	86.81	3:05.068	2	84.65
						2	7:28.931	12.99		0	

2024 British GT Championship

FREE PRACTICE - PIT STOP ANALYSIS

P1	6 GT3PA	2 Seas Motorsport	Mercedes-AMG GT3 Evo				
D1: Ian LOGGIE	Total Stint: 1 Laps - 6:04.988 (17.25%)		Best Lap: 2:34.668 On Lap 8 @ 101.29 mph				
D2: Phil KEEN	Total Stint: 10 Laps - 26:53.242 (76.24%)						
STOP	IN TIME	DRIVER IN	STINT TIME	STOP TIME	TOTAL STOP TIME	OUT TIME	DRIVER OUT
1 -	09:22:44.057	Ian LOGGIE	3:04.772	3:00.216	3:00.216	09:25:44.273	Phil KEEN
2 -	09:46:38.809	Phil KEEN	20:54.536	2:11.218	5:11.434	09:48:50.027	Phil KEEN
-	Finish	Phil KEEN	5:58.706				
P2	15 GT3PA	RAM Racing	BMW M4 GT3				
D1: John FERGUSON	Total Stint: 0 Laps		Best Lap: 2:35.645 On Lap 8 @ 100.66 mph				
D2: Raffaele MARCIELLO	Total Stint: 9 Laps - 25:10.846 (46.1%)						
STOP	IN TIME	DRIVER IN	STINT TIME	STOP TIME	TOTAL STOP TIME	OUT TIME	DRIVER OUT
1 -	09:08:42.160	Raffaele MARCIELLO	8:18.217	2:00.817	2:00.817	09:10:42.977	Raffaele MARCIELLO
2 -	09:13:30.941	Raffaele MARCIELLO	2:47.964	2:00.874	4:01.691	09:15:31.815	Raffaele MARCIELLO
3 -	09:18:14.532	Raffaele MARCIELLO	2:42.717	25:18.511	29:20.202	09:43:33.043	Raffaele MARCIELLO
-	Finish	Raffaele MARCIELLO	11:21.948				
P3	18 GT3PA	2 Seas Motorsport	Mercedes-AMG GT3 Evo				
D1: Kevin TSE	Total Stint: 7 Laps - 19:49.521 (48.41%)		Best Lap: 2:37.876 On Lap 12 @ 99.23 mph				
D2: Maximilian GOETZ	Total Stint: 7 Laps - 21:01.282 (51.33%)		Best Lap: 2:36.092 On Lap 6 @ 100.37 mph				
STOP	IN TIME	DRIVER IN	STINT TIME	STOP TIME	TOTAL STOP TIME	OUT TIME	DRIVER OUT
1 -	09:33:03.103	Maximilian GOETZ	19:00.340	2:00.942	2:00.942	09:35:04.045	Kevin TSE
-	Finish	Kevin TSE	19:49.521				
P4	59 GT3SA	Garage 59	McLaren 720S GT3 Evo				
D1: Shaun BALFE	Total Stint: 4 Laps - 10:55.426 (32.64%)		Best Lap: 2:39.995 On Lap 9 @ 97.92 mph				
D2: Adam SMALLEY	Total Stint: 7 Laps - 20:45.171 (62.01%)		Best Lap: 2:36.606 On Lap 6 @ 100.04 mph				
STOP	IN TIME	DRIVER IN	STINT TIME	STOP TIME	TOTAL STOP TIME	OUT TIME	DRIVER OUT
1 -	09:25:34.756	Adam SMALLEY	5:25.390	1:40.771	1:40.771	09:27:15.527	Adam SMALLEY
2 -	09:40:24.630	Adam SMALLEY	13:09.103	2:10.678	3:51.449	09:42:35.308	Shaun BALFE
3 -	09:53:30.734	Shaun BALFE					
P5	3 GT3PA	Greystone GT	Mercedes-AMG GT3 Evo				
D1: Mike PRICE	Total Stint: 2 Laps - 6:53.167 (12.47%)		Best Lap: 2:36.850 On Lap 10 @ 99.88 mph				
D2: Callum MACLEOD	Total Stint: 11 Laps - 31:54.312 (57.77%)						
STOP	IN TIME	DRIVER IN	STINT TIME	STOP TIME	TOTAL STOP TIME	OUT TIME	DRIVER OUT
1 -	09:04:02.885	Callum MACLEOD	2:52.681	12:17.931	12:17.931	09:16:20.816	Callum MACLEOD
2 -	09:27:14.055	Callum MACLEOD	10:53.239	2:00.869	14:18.800	09:29:14.924	Callum MACLEOD
3 -	09:32:10.349	Callum MACLEOD	2:55.425	2:01.215	16:20.015	09:34:11.564	Callum MACLEOD
4 -	09:47:23.692	Callum MACLEOD	13:12.128	2:00.839	18:20.854	09:49:24.531	Mike PRICE
-	Finish	Mike PRICE	6:53.167				
P6	32 GT3SA	J&S Racing	Audi R8 LMS GT3 EVO II				
D1: Sacha KAKAD	Total Stint: 4 Laps - 24:53.366 (44.87%)		Best Lap: 2:36.876 On Lap 10 @ 99.87 mph				
D2: Hugo COOK	Total Stint: 10 Laps - 28:08.673 (50.73%)						
STOP	IN TIME	DRIVER IN	STINT TIME	STOP TIME	TOTAL STOP TIME	OUT TIME	DRIVER OUT
1 -	09:08:16.996	Sacha KAKAD	6:09.208	11:17.964	11:17.964	09:19:34.960	Hugo COOK
2 -	09:35:44.834	Hugo COOK	16:09.874	2:19.306	13:37.270	09:38:04.140	Hugo COOK
3 -	09:48:32.647	Hugo COOK	10:28.507	1:30.292	15:07.562	09:50:02.939	Sacha KAKAD
-	Finish	Sacha KAKAD	7:26.194				
P8	77 GT3PA	Garage 59	McLaren 720S GT3 Evo				
D1: Morgan TILLBROOK	Total Stint: 5 Laps - 13:51.443 (30.07%)		Best Lap: 2:43.538 On Lap 11 @ 95.80 mph				
D2: Marcus CLUTTON	Total Stint: 9 Laps - 30:47.761 (66.83%)		Best Lap: 2:37.289 On Lap 8 @ 99.60 mph				
STOP	IN TIME	DRIVER IN	STINT TIME	STOP TIME	TOTAL STOP TIME	OUT TIME	DRIVER OUT
1 -	09:13:09.017	Marcus CLUTTON	5:39.324	1:19.412	1:19.412	09:14:28.429	Marcus CLUTTON
2 -	09:33:23.023	Marcus CLUTTON	18:54.594	6:13.843	7:33.255	09:39:36.866	Morgan TILLBROOK
3 -	09:53:28.309	Morgan TILLBROOK					
P9	87 GT3PA	Blackthorn	Aston Martin Vantage AMR GT3 Evo				
D1: Giacomo PETROBELLI	Total Stint: 1 Laps - 3:49.103 (7.92%)		Best Lap: 2:37.358 On Lap 5 @ 99.56 mph				
D2: Jonny ADAM	Total Stint: 6 Laps - 18:22.582 (38.12%)						
STOP	IN TIME	DRIVER IN	STINT TIME	STOP TIME	TOTAL STOP TIME	OUT TIME	DRIVER OUT

2024 British GT Championship

FREE PRACTICE - PIT STOP ANALYSIS

1 -	09:10:48.711	Jonny ADAM	3:14.209	2:00.987	2:00.987	09:12:49.698	Jonny ADAM
2 -	09:15:49.644	Jonny ADAM	2:59.946	23:51.156	25:52.143	09:39:40.800	Jonny ADAM
3 -	09:50:12.736	Jonny ADAM	10:31.936	1:36.491	27:28.634	09:51:49.227	Giacomo PETROBELLI
-	Finish	Giacomo PETROBELLI	3:49.103				

P10		9 GT3PA		Paddock Motorsport		McLaren 720S GT3 Evo	
D1:	Mark SMITH	Total Stint:	7 Laps	- 19:57.260	(37.08%)	Best Lap:	2:39.196 On Lap 15 @ 98.41 mph
D2:	Martin PLOWMAN	Total Stint:	10 Laps	- 30:37.066	(56.89%)	Best Lap:	2:38.208 On Lap 9 @ 99.03 mph
STOP	IN TIME	DRIVER IN	STINT TIME	STOP TIME	TOTAL STOP TIME	OUT TIME	DRIVER OUT
1 -	09:04:16.822	Martin PLOWMAN	2:49.515	3:07.373	3:07.373	09:07:24.195	Martin PLOWMAN
2 -	09:31:55.341	Martin PLOWMAN	24:31.146	3:16.405	6:23.778	09:35:11.746	Mark SMITH
-	Finish	Mark SMITH	19:57.260				

P11		78 GT3PA		Barwell Motorsport		Lamborghini Huracan GT3 Evo2	
D1:	Alex MARTIN	Total Stint:	5 Laps	- 15:55.775	(27.95%)	Best Lap:	2:38.332 On Lap 9 @ 98.95 mph
D2:	Sandy MITCHELL	Total Stint:	7 Laps	- 37:43.178	(66.18%)	Best Lap:	2:38.803 On Lap 6 @ 98.65 mph
STOP	IN TIME	DRIVER IN	STINT TIME	STOP TIME	TOTAL STOP TIME	OUT TIME	DRIVER OUT
1 -	09:04:33.574	Sandy MITCHELL	2:53.350	46.505	46.505	09:05:20.079	Sandy MITCHELL
2 -	09:08:18.078	Sandy MITCHELL	2:57.999	48.096	1:34.601	09:09:06.174	Sandy MITCHELL
3 -	09:12:07.374	Sandy MITCHELL	3:01.200	1:40.051	3:14.652	09:13:47.425	Sandy MITCHELL
4 -	09:24:45.228	Sandy MITCHELL	10:57.803	17:52.826	21:07.478	09:42:38.054	Alex MARTIN
-	Finish	Alex MARTIN	15:55.775				

P12		8 GT3SA		Team Abba Racing		Mercedes-AMG GT3 Evo	
D1:	Richard NEARY	Total Stint:	4 Laps	- 11:49.390	(22.05%)	Best Lap:	2:41.113 On Lap 10 @ 97.24 mph
D2:	Sam NEARY	Total Stint:	7 Laps	- 20:56.967	(39.08%)	Best Lap:	2:38.652 On Lap 6 @ 98.75 mph
STOP	IN TIME	DRIVER IN	STINT TIME	STOP TIME	TOTAL STOP TIME	OUT TIME	DRIVER OUT
1 -	09:03:58.323	Sam NEARY	2:55.609	20:44.014	20:44.014	09:24:42.337	Sam NEARY
2 -	09:40:39.829	Sam NEARY	15:57.492	2:03.866	22:47.880	09:42:43.695	Richard NEARY
-	Finish	Richard NEARY	11:49.390				

P13		63 GT3PA		Barwell Motorsport		Lamborghini Huracan GT3 Evo2	
D1:	Rob COLLARD	Total Stint:	4 Laps	- 11:11.707	(22%)	Best Lap:	2:39.610 On Lap 8 @ 98.16 mph
D2:	Ricky COLLARD	Total Stint:	5 Laps	- 37:11.899	(73.1%)		
STOP	IN TIME	DRIVER IN	STINT TIME	STOP TIME	TOTAL STOP TIME	OUT TIME	DRIVER OUT
1 -	09:06:20.186	Ricky COLLARD	2:56.019	48.376	48.376	09:07:08.562	Ricky COLLARD
2 -	09:10:04.989	Ricky COLLARD	2:56.427	47.474	1:35.850	09:10:52.463	Ricky COLLARD
3 -	09:16:36.295	Ricky COLLARD	5:43.832	47.383	2:23.233	09:17:23.678	Ricky COLLARD
4 -	09:20:07.260	Ricky COLLARD	2:43.582	22:52.039	25:15.272	09:42:59.299	Rob COLLARD
5 -	09:54:11.006	Rob COLLARD					

P14		27 GT3PA		Optimum Motorsport		McLaren 720S GT3 Evo	
D1:	Mark RADCLIFFE	Total Stint:	4 Laps	- 15:08.949	(29.66%)	Best Lap:	2:43.027 On Lap 11 @ 96.10 mph
D2:	Tom GAMBLE	Total Stint:	7 Laps	- 39:48.972	(77.95%)	Best Lap:	2:39.624 On Lap 5 @ 98.15 mph
STOP	IN TIME	DRIVER IN	STINT TIME	STOP TIME	TOTAL STOP TIME	OUT TIME	DRIVER OUT
1 -	09:17:06.424	Tom GAMBLE	16:23.930	23:25.042	23:25.042	09:40:31.466	Mark RADCLIFFE
-	Finish	Mark RADCLIFFE	15:08.949				

P15		97 GT3SA		Beechdean AMR		Aston Martin Vantage AMR GT3 Evo	
D1:	Andrew HOWARD	Total Stint:	0 Laps			Best Lap:	2:39.638 On Lap 4 @ 98.14 mph
D2:	Jessica HAWKINS	Total Stint:	5 Laps	- 18:44.964	(46.07%)		
STOP	IN TIME	DRIVER IN	STINT TIME	STOP TIME	TOTAL STOP TIME	OUT TIME	DRIVER OUT
1 -	09:15:07.937	Jessica HAWKINS	3:10.802	26:31.981	26:31.981	09:41:39.918	Jessica HAWKINS
-	Finish	Jessica HAWKINS	15:34.162				

P16		67 GT3SA		Orange Racing by JMH		McLaren 720S GT3 Evo	
D1:	Simon ORANGE	Total Stint:	10 Laps	- 29:17.314	(54.95%)	Best Lap:	2:42.348 On Lap 9 @ 96.50 mph
D2:	Tom ROCHE	Total Stint:	8 Laps	- 23:52.896	(44.8%)	Best Lap:	2:40.109 On Lap 15 @ 97.85 mph
STOP	IN TIME	DRIVER IN	STINT TIME	STOP TIME	TOTAL STOP TIME	OUT TIME	DRIVER OUT
1 -	09:31:22.734	Simon ORANGE	27:54.993	1:22.321	1:22.321	09:32:45.055	Tom ROCHE
-	Finish	Tom ROCHE	23:52.896				

2024 British GT Championship

FREE PRACTICE - PIT STOP ANALYSIS

P17	2 GT3PA	Team RJN	McLaren 720S GT3 Evo				
D1: Chris BUNCOMBE	Total Stint: 5 Laps - 14:18.493 (48.48%)		Best Lap: 2:42.080 On Lap 7 @ 96.66 mph				
D2: Alex BUNCOMBE	Total Stint: 4 Laps - 13:13.008 (44.79%)		Best Lap: 2:40.290 On Lap 3 @ 97.74 mph				

STOP	IN TIME	DRIVER IN	STINT TIME	STOP TIME	TOTAL STOP TIME	OUT TIME	DRIVER OUT
1 -	09:36:07.080	Alex BUNCOMBE	10:46.671	2:26.337	2:26.337	09:38:33.417	Chris BUNCOMBE
2 -	09:49:28.241	Chris BUNCOMBE	10:54.824	1:52.516	4:18.853	09:51:20.757	Chris BUNCOMBE
-	Finish	Chris BUNCOMBE	3:23.669				

P18	99 GT3PA	Greystone GT	McLaren 720S GT3 Evo				
D1: Andrey BORODIN	Total Stint: 6 Laps - 18:53.741 (35.12%)		Best Lap: 2:51.369 On Lap 8 @ 91.42 mph				
D2: Oliver WEBB	Total Stint: 3 Laps - 34:47.772 (64.68%)		Best Lap: 2:45.198 On Lap 2 @ 94.84 mph				

STOP	IN TIME	DRIVER IN	STINT TIME	STOP TIME	TOTAL STOP TIME	OUT TIME	DRIVER OUT
1 -	09:10:21.389	Oliver WEBB	8:32.027	26:15.745	26:15.745	09:36:37.134	Andrey BORODIN
-	Finish	Andrey BORODIN	18:53.741				

P19	58 GT4PA	CWS Racing	Ginetta G56 GT4 Evo				
D1: Colin WHITE	Total Stint: 6 Laps - 25:09.051 (50.69%)		Best Lap: 2:59.947 On Lap 5 @ 87.06 mph				
D2: Thomas HOLLAND	Total Stint: 10 Laps - 30:29.946 (61.47%)		Best Lap: 2:45.980 On Lap 15 @ 94.39 mph				

STOP	IN TIME	DRIVER IN	STINT TIME	STOP TIME	TOTAL STOP TIME	OUT TIME	DRIVER OUT
1 -	09:18:59.990	Colin WHITE	18:42.931	2:10.191	2:10.191	09:21:10.181	Thomas HOLLAND
2 -	09:49:47.679	Thomas HOLLAND	28:37.498	1:52.448	4:02.639	09:51:40.127	Colin WHITE

P20	71 GT4PA	Century Motorsport	BMW M4 GT4				
D1: Ravi RAMYEAD	Total Stint: 0 Laps		Best Lap: 2:46.028 On Lap 6 @ 94.36 mph				
D2: Charlie ROBERTSON	Total Stint: 7 Laps - 19:59.430 (99.48%)						

STOP	IN TIME	DRIVER IN	STINT TIME	STOP TIME	TOTAL STOP TIME	OUT TIME	DRIVER OUT
1 -	09:51:05.078	Charlie ROBERTSON					

P21	90 GT4S	Optimum Motorsport	McLaren Artura GT4				
D1: Zac MEAKIN	Total Stint: 10 Laps - 31:39.030 (56.91%)		Best Lap: 2:46.891 On Lap 9 @ 93.87 mph				
D2: Jack BROWN	Total Stint: 8 Laps - 23:50.490 (42.87%)		Best Lap: 2:46.045 On Lap 17 @ 94.35 mph				

STOP	IN TIME	DRIVER IN	STINT TIME	STOP TIME	TOTAL STOP TIME	OUT TIME	DRIVER OUT
1 -	09:29:07.755	Zac MEAKIN	28:23.485	3:15.545	3:15.545	09:32:23.300	Jack BROWN
-	Finish	Jack BROWN	23:50.490				

P22	56 GT4S	DTO Motorsport	Ginetta G56 GT4 Evo				
D1: Stuart MIDDLETON	Total Stint: 5 Laps - 16:28.947 (28.16%)		Best Lap: 2:46.217 On Lap 13 @ 94.25 mph				
D2: Freddie TOMLINSON	Total Stint: 9 Laps - 28:49.071 (49.24%)		Best Lap: 2:49.592 On Lap 8 @ 92.38 mph				

STOP	IN TIME	DRIVER IN	STINT TIME	STOP TIME	TOTAL STOP TIME	OUT TIME	DRIVER OUT
1 -	09:03:29.652	Freddie TOMLINSON	3:02.685	7:52.555	7:52.555	09:11:22.207	Freddie TOMLINSON
2 -	09:25:48.970	Freddie TOMLINSON	14:26.763	5:14.657	13:07.212	09:31:03.627	Freddie TOMLINSON
3 -	09:39:29.926	Freddie TOMLINSON	8:26.299	2:53.324	16:00.536	09:42:23.250	Stuart MIDDLETON
-	Finish	Stuart MIDDLETON	16:28.947				

P23	7 GT4S	Forsetti Motorsport	Aston Martin Vantage AMR GT4 Evo				
D1: Jamie DAY	Total Stint: 3 Laps - 8:18.260 (20.66%)		Best Lap: 2:46.597 On Lap 11 @ 94.04 mph				
D2: Mikey PORTER	Total Stint: 9 Laps - 28:52.608 (71.84%)		Best Lap: 2:48.706 On Lap 8 @ 92.86 mph				

STOP	IN TIME	DRIVER IN	STINT TIME	STOP TIME	TOTAL STOP TIME	OUT TIME	DRIVER OUT
1 -	09:15:11.171	Mikey PORTER	3:11.128	2:54.332	2:54.332	09:18:05.503	Mikey PORTER
2 -	09:40:52.381	Mikey PORTER	22:46.878	2:54.602	5:48.934	09:43:46.983	Jamie DAY
3 -	09:52:05.243	Jamie DAY					

P24	61 GT4S	Academy Motorsport	Ford Mustang GT4 2024				
D1: Marco SIGNORETTI	Total Stint: 4 Laps - 12:22.586 (25.48%)		Best Lap: 2:49.047 On Lap 13 @ 92.68 mph				
D2: Erik EVANS	Total Stint: 10 Laps - 32:28.238 (66.86%)		Best Lap: 2:46.899 On Lap 9 @ 93.87 mph				

STOP	IN TIME	DRIVER IN	STINT TIME	STOP TIME	TOTAL STOP TIME	OUT TIME	DRIVER OUT
1 -	09:19:02.013	Erik EVANS	12:26.596	3:36.784	3:36.784	09:22:38.797	Erik EVANS
2 -	09:39:32.650	Erik EVANS	16:53.853	3:07.789	6:44.573	09:42:40.439	Marco SIGNORETTI
-	Finish	Marco SIGNORETTI	12:22.586				

2024 British GT Championship

FREE PRACTICE - PIT STOP ANALYSIS

P25	11 GT4S	Paddock Motorsport	McLaren Artura GT4
D1: Alex WALKER	Total Stint: 8 Laps - 23:43.658 (43.73%)		Best Lap: 2:47.149 On Lap 15 @ 93.73 mph
D2: Adam HATFIELD	Total Stint: 9 Laps - 30:24.016 (56.02%)		Best Lap: 2:51.603 On Lap 7 @ 91.30 mph

STOP	IN TIME	DRIVER IN	STINT TIME	STOP TIME	TOTAL STOP TIME	OUT TIME	DRIVER OUT
1 -	09:27:54.022	Adam HATFIELD	26:24.627	3:59.389	3:59.389	09:31:53.411	Alex WALKER
-	Finish	Alex WALKER	23:43.658				

P26	62 GT4S	Academy Motorsport	Ford Mustang GT4 2024
D1: Will MOORE	Total Stint: 1 Laps - 7:13.410 (15.48%)		Best Lap: 2:47.273 On Lap 10 @ 93.66 mph
D2: Matt NICOLL-JONES	Total Stint: 11 Laps - 36:49.287 (78.91%)		

STOP	IN TIME	DRIVER IN	STINT TIME	STOP TIME	TOTAL STOP TIME	OUT TIME	DRIVER OUT
1 -	09:20:18.087	Matt NICOLL-JONES	14:36.855	7:06.139	7:06.139	09:27:24.226	Matt NICOLL-JONES
2 -	09:44:27.926	Matt NICOLL-JONES	17:03.700	5:08.732	12:14.871	09:49:36.658	Will MOORE
-	Finish	Will MOORE	7:13.410				

P27	12 GT4PA	Paddock Motorsport	Mercedes-AMG GT4
D1: Ed MCDERMOTT	Total Stint: 9 Laps - 30:26.161 (54.55%)		Best Lap: 2:56.314 On Lap 9 @ 88.86 mph
D2: Matt COWLEY	Total Stint: 7 Laps - 25:15.265 (45.26%)		Best Lap: 2:47.563 On Lap 13 @ 93.50 mph

STOP	IN TIME	DRIVER IN	STINT TIME	STOP TIME	TOTAL STOP TIME	OUT TIME	DRIVER OUT
1 -	09:12:29.730	Matt COWLEY	11:48.752	2:52.419	2:52.419	09:15:22.149	Ed MCDERMOTT
2 -	09:36:22.120	Ed MCDERMOTT	20:59.971	2:19.585	5:12.004	09:38:41.705	Matt COWLEY
3 -	09:47:05.395	Matt COWLEY	8:23.690	2:10.404	7:22.408	09:49:15.799	Ed MCDERMOTT
-	Finish	Ed MCDERMOTT	7:06.605				

P28	95 GT4S	RACELAB	McLaren Artura GT4
D1: Callum DAVIES	Total Stint: 8 Laps - 28:46.484 (54.93%)		Best Lap: 2:48.600 On Lap 8 @ 92.92 mph
D2: Sai SANJAY	Total Stint: 7 Laps - 23:29.190 (44.84%)		Best Lap: 2:47.804 On Lap 14 @ 93.36 mph

STOP	IN TIME	DRIVER IN	STINT TIME	STOP TIME	TOTAL STOP TIME	OUT TIME	DRIVER OUT
1 -	09:05:18.513	Callum DAVIES	2:58.058	2:54.913	2:54.913	09:08:13.426	Sai SANJAY
2 -	09:11:10.527	Sai SANJAY	2:57.101	2:54.473	5:49.386	09:14:05.000	Callum DAVIES
3 -	09:34:03.951	Callum DAVIES	19:58.951	2:54.562	8:43.948	09:36:58.513	Sai SANJAY
-	Finish	Sai SANJAY	17:37.616				

P29	44 GT4PA	Toyota Gazoo Racing UK	Toyota GR Supra GT4 Evo
D1: Kavi JUNDU	Total Stint: 4 Laps - 31:24.906 (58.96%)		Best Lap: 2:47.820 On Lap 8 @ 93.35 mph
D2: Dan VAUGHAN	Total Stint: 7 Laps - 21:45.348 (40.83%)		

STOP	IN TIME	DRIVER IN	STINT TIME	STOP TIME	TOTAL STOP TIME	OUT TIME	DRIVER OUT
1 -	09:09:00.825	Kavi JUNDU	7:06.787	17:39.426	17:39.426	09:26:40.251	Dan VAUGHAN
2 -	09:46:36.148	Dan VAUGHAN	19:55.897	1:49.451	19:28.877	09:48:25.599	Kavi JUNDU
-	Finish	Kavi JUNDU	6:38.693				

P30	17 GT4S	RAM Racing	Mercedes-AMG GT4
D1: Luca HOPKINSON	Total Stint: 7 Laps - 20:03.117 (43.02%)		Best Lap: 2:47.934 On Lap 14 @ 93.29 mph
D2: Harry GEORGE	Total Stint: 8 Laps - 26:27.029 (56.75%)		Best Lap: 2:52.189 On Lap 7 @ 90.99 mph

STOP	IN TIME	DRIVER IN	STINT TIME	STOP TIME	TOTAL STOP TIME	OUT TIME	DRIVER OUT
1 -	09:29:33.174	Harry GEORGE	23:30.993	2:56.036	2:56.036	09:32:29.210	Luca HOPKINSON
2 -	09:52:32.327	Luca HOPKINSON					

P31	31 GT4PA	Team Parker Racing	Mercedes-AMG GT4
D1: Charles DAWSON	Total Stint: 6 Laps - 19:28.249 (48.69%)		Best Lap: 2:49.339 On Lap 9 @ 92.52 mph
D2: Seb MORRIS	Total Stint: 6 Laps - 20:24.670 (51.05%)		Best Lap: 2:49.907 On Lap 4 @ 92.21 mph

STOP	IN TIME	DRIVER IN	STINT TIME	STOP TIME	TOTAL STOP TIME	OUT TIME	DRIVER OUT
1 -	09:36:27.335	Seb MORRIS	17:32.502	2:52.168	2:52.168	09:39:19.503	Charles DAWSON
-	Finish	Charles DAWSON	19:28.249				

P32	20 GT4PA	Mahiki Racing	Lotus Emira GT4
D1: Ian DUGGAN	Total Stint: 9 Laps - 26:34.857 (53.74%)		Best Lap: 2:49.853 On Lap 14 @ 92.24 mph
D2: Gordie MUTCH	Total Stint: 7 Laps - 22:46.672 (46.05%)		Best Lap: 2:49.397 On Lap 6 @ 92.48 mph

STOP	IN TIME	DRIVER IN	STINT TIME	STOP TIME	TOTAL STOP TIME	OUT TIME	DRIVER OUT
1 -	09:24:00.959	Gordie MUTCH	20:13.834	2:32.838	2:32.838	09:26:33.797	Ian DUGGAN
2 -	09:53:08.654	Ian DUGGAN					

2024 British GT Championship

FREE PRACTICE - PIT STOP ANALYSIS

STOP	IN TIME	DRIVER IN	STINT TIME	STOP TIME	TOTAL STOP TIME	OUT TIME	DRIVER OUT
1 -	09:16:16.529	Steven LAKE	12:04.901	3:21.259	3:21.259	09:19:37.788	Steven LAKE
2 -	09:34:12.370	Steven LAKE	14:34.582	2:05.817	5:27.076	09:36:18.187	Steven LAKE
3 -	09:42:03.248	Steven LAKE	5:45.061	1:48.014	7:15.090	09:43:51.262	Steven LAKE
-	Finish	Steven LAKE	5:44.732				

STOP	IN TIME	DRIVER IN	STINT TIME	STOP TIME	TOTAL STOP TIME	OUT TIME	DRIVER OUT
1 -	09:21:40.168	William ORTON	2:55.945	2:46.234	2:46.234	09:24:26.402	William ORTON
2 -	09:41:37.823	William ORTON	17:11.421	2:46.169	5:32.403	09:44:23.992	Marc WARREN
-	Finish	Marc WARREN	13:31.579				

STOP	IN TIME	DRIVER IN	STINT TIME	STOP TIME	TOTAL STOP TIME	OUT TIME	DRIVER OUT
1 -	09:27:52.570	Tom WRIGLEY	15:22.877	2:33.563	2:33.563	09:30:26.133	Ian GOUGH
2 -	09:47:48.309	Ian GOUGH					

STOP	IN TIME	DRIVER IN	STINT TIME	STOP TIME	TOTAL STOP TIME	OUT TIME	DRIVER OUT
1 -	09:09:31.967	Matt TOPHAM	9:26.432	40:32.943	40:32.943	09:50:04.910	Josh ROWLEDGE
-	Finish	Josh ROWLEDGE	0.000				

2024 British GT Championship

FREE PRACTICE - STATISTICS

Competitors Started 36
Planned Start 2024-06-22 @ 09:00:00.000
Actual Start 2024-06-22 @ 09:00:00.642
Finish Time 2024-06-22 @ 09:59:06.822
Track Length 4.3520mi.
Total Laps 439
Total Distance Covered 1910.5648mi.

Session Fastest Lap History

NO	CL	NAME	LAP TIME	TIME OF DAY	LAP	VEHICLE
15	GT3-PA	RAM Racing <i>R. MARCIELLO</i>	2:43.607	09:05:51.086	2	BMW M4 GT3
27	GT3-PA	Optimum Motorsport <i>T. GAMBLE</i>	2:41.565	09:11:42.765	4	McLaren 720S GT3 Evo
27	GT3-PA	Optimum Motorsport <i>T. GAMBLE</i>	2:39.624	09:14:22.390	5	McLaren 720S GT3 Evo
78	GT3-PA	Barwell Motorsport <i>S. MITCHELL</i>	2:38.803	09:21:59.746	6	Lamborghini Huracan GT3
18	GT3-PA	2 Seas Motorsport <i>M. GOETZ</i>	2:37.430	09:24:54.648	4	Mercedes-AMG GT3 Evo
18	GT3-PA	2 Seas Motorsport <i>M. GOETZ</i>	2:36.092	09:30:18.627	6	Mercedes-AMG GT3 Evo
6	GT3-PA	2 Seas Motorsport <i>P. KEEN</i>	2:35.857	09:33:33.766	4	Mercedes-AMG GT3 Evo
6	GT3-PA	2 Seas Motorsport <i>P. KEEN</i>	2:35.467	09:38:51.604	6	Mercedes-AMG GT3 Evo
6	GT3-PA	2 Seas Motorsport <i>P. KEEN</i>	2:34.668	09:44:02.587	8	Mercedes-AMG GT3 Evo

Flag History

TYPE	TIME OF DAY
GREEN	09:00:00.642
FCY	09:53:23.378
RED	09:54:15.351
FINISH	09:59:06.822

Flag Statistics

TYPE	COUNT	TOTAL LAPS	TOTAL TIME
Green	1	17	53:22.736
Red	1	1	4:51.471
Safety Car	0	0	0.000
FCY	1	0	51.972

2024 British GT Championship

FREE PRACTICE - STATISTICS

CLASS : GT3-PA

12 Starters

Fastest Lap History

NO	NAME	LAP TIME	TIME OF DAY	LAP	VEHICLE
15	RAM Racing <i>R. MARCIELLO</i>	2:43.607	09:05:51.086	2	BMW M4 GT3
27	Optimum Motorsport <i>T. GAMBLE</i>	2:41.565	09:11:42.765	4	McLaren 720S GT3 Evo
27	Optimum Motorsport <i>T. GAMBLE</i>	2:39.624	09:14:22.390	5	McLaren 720S GT3 Evo
78	Barwell Motorsport <i>S. MITCHELL</i>	2:38.803	09:21:59.746	6	Lamborghini Huracan GT3 Evo2
18	2 Seas Motorsport <i>M. GOETZ</i>	2:37.430	09:24:54.648	4	Mercedes-AMG GT3 Evo
18	2 Seas Motorsport <i>M. GOETZ</i>	2:36.092	09:30:18.627	6	Mercedes-AMG GT3 Evo
6	2 Seas Motorsport <i>P. KEEN</i>	2:35.857	09:33:33.766	4	Mercedes-AMG GT3 Evo
6	2 Seas Motorsport <i>P. KEEN</i>	2:35.467	09:38:51.604	6	Mercedes-AMG GT3 Evo
6	2 Seas Motorsport <i>P. KEEN</i>	2:34.668	09:44:02.587	8	Mercedes-AMG GT3 Evo

2024 British GT Championship

FREE PRACTICE - STATISTICS

CLASS : GT3-SA

6 Starters

Fastest Lap History

NO	NAME	LAP TIME	TIME OF DAY	LAP	VEHICLE
10	Blackthorn <i>M. TOPHAM</i>	3:05.068	09:06:14.895	2	Aston Martin Vantage AMR GT3 Evo
67	Orange Racing by JMH <i>S. ORANGE</i>	2:53.541	09:09:14.798	2	McLaren 720S GT3 Evo
67	Orange Racing by JMH <i>S. ORANGE</i>	2:49.981	09:12:04.779	3	McLaren 720S GT3 Evo
67	Orange Racing by JMH <i>S. ORANGE</i>	2:45.549	09:17:40.664	5	McLaren 720S GT3 Evo
67	Orange Racing by JMH <i>S. ORANGE</i>	2:45.015	09:20:25.679	6	McLaren 720S GT3 Evo
67	Orange Racing by JMH <i>S. ORANGE</i>	2:43.929	09:23:09.608	7	McLaren 720S GT3 Evo
32	J&S Racing <i>H. COOK</i>	2:41.545	09:25:00.519	4	Audi R8 LMS GT3 EVO II
32	J&S Racing <i>H. COOK</i>	2:39.892	09:30:23.294	6	Audi R8 LMS GT3 EVO II
59	Garage 59 <i>A. SMALLEY</i>	2:39.751	09:32:33.753	4	McLaren 720S GT3 Evo
8	Team Abba Racing <i>S. NEARY</i>	2:39.453	09:32:42.560	4	Mercedes-AMG GT3 Evo
59	Garage 59 <i>A. SMALLEY</i>	2:38.086	09:35:11.840	5	McLaren 720S GT3 Evo
59	Garage 59 <i>A. SMALLEY</i>	2:36.606	09:37:48.445	6	McLaren 720S GT3 Evo

2024 British GT Championship

FREE PRACTICE - STATISTICS

CLASS : GT3-AM

1 Starters

Fastest Lap History

NO	NAME	LAP TIME	TIME OF DAY	LAP	VEHICLE
88	Garage 59 <i>M. RAMOS</i>	2:47.278	09:32:55.219	2	McLaren 720S GT3 Evo
88	Garage 59 <i>M. RAMOS</i>	2:47.169	09:35:42.387	3	McLaren 720S GT3 Evo
88	Garage 59 <i>M. RAMOS</i>	2:42.091	09:38:24.478	4	McLaren 720S GT3 Evo
88	Garage 59 <i>M. RAMOS</i>	2:39.941	09:41:04.419	5	McLaren 720S GT3 Evo
88	Garage 59 <i>M. RAMOS</i>	2:39.346	09:43:43.766	6	McLaren 720S GT3 Evo
88	Garage 59 <i>M. RAMOS</i>	2:37.501	09:49:00.792	8	McLaren 720S GT3 Evo
88	Garage 59 <i>M. RAMOS</i>	2:37.174	09:51:37.966	9	McLaren 720S GT3 Evo

2024 British GT Championship

FREE PRACTICE - STATISTICS

CLASS : GT4-PA

9 Starters

Fastest Lap History

NO	NAME	LAP TIME	TIME OF DAY	LAP	VEHICLE
12	Paddock Motorsport <i>M. COWLEY</i>	2:57.959	09:06:34.451	2	Mercedes-AMG GT4
20	Mahiki Racing <i>G. MUTCH</i>	2:52.744	09:12:38.788	3	Lotus Emira GT4
20	Mahiki Racing <i>G. MUTCH</i>	2:50.498	09:15:29.287	4	Lotus Emira GT4
20	Mahiki Racing <i>G. MUTCH</i>	2:49.397	09:21:09.866	6	Lotus Emira GT4
71	Century Motorsport <i>C. ROBERTSON</i>	2:49.136	09:39:47.727	3	BMW M4 GT4
44	Toyota Gazoo Racing UK <i>D. VAUGHAN</i>	2:48.188	09:40:59.467	7	Toyota GR Supra GT4 Evo
58	CWS Racing <i>T. HOLLAND</i>	2:47.916	09:41:20.702	13	Ginetta G56 GT4 Evo
44	Toyota Gazoo Racing UK <i>D. VAUGHAN</i>	2:47.820	09:43:47.286	8	Toyota GR Supra GT4 Evo
58	CWS Racing <i>T. HOLLAND</i>	2:46.523	09:44:07.226	14	Ginetta G56 GT4 Evo
58	CWS Racing <i>T. HOLLAND</i>	2:45.980	09:46:53.205	15	Ginetta G56 GT4 Evo

2024 British GT Championship

FREE PRACTICE - STATISTICS

CLASS : GT4-S

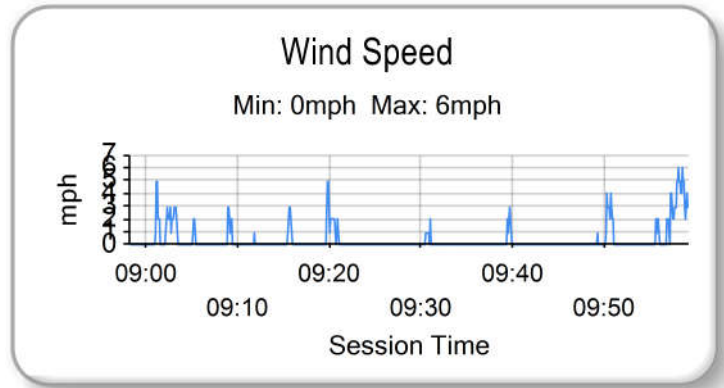
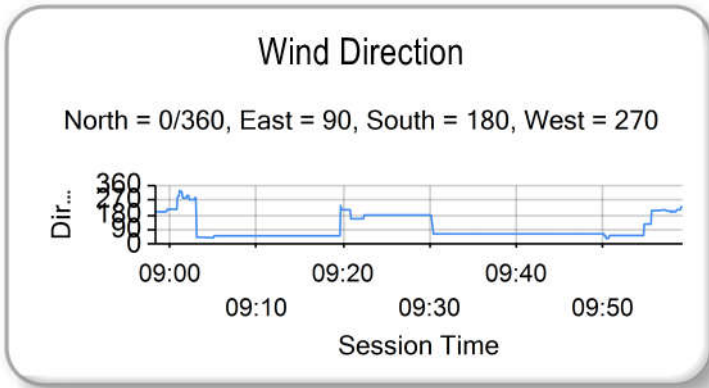
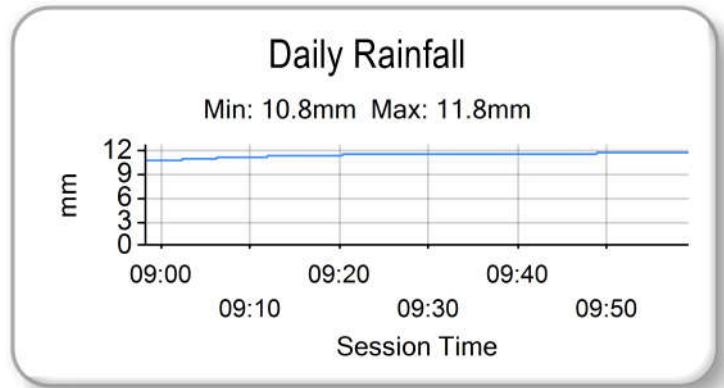
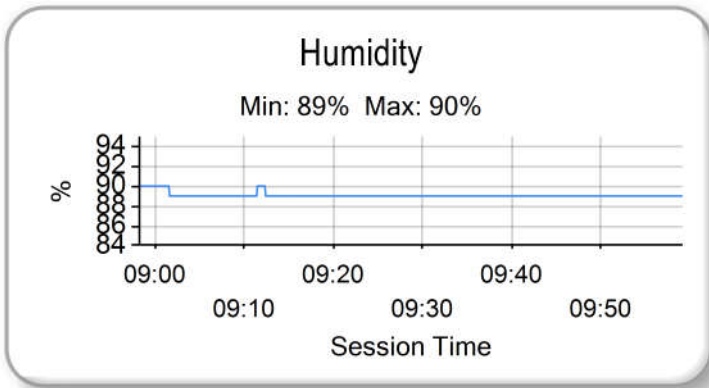
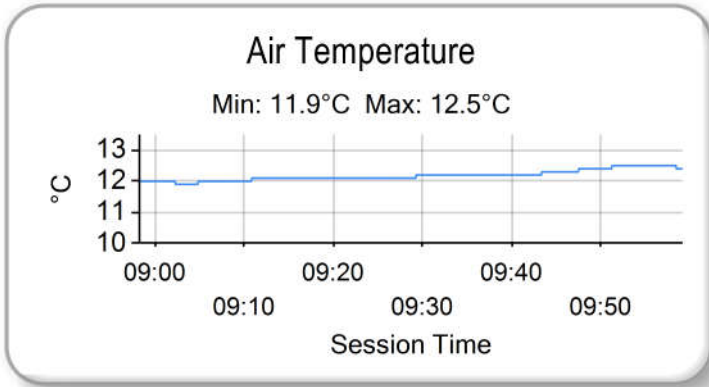
8 Starters

Fastest Lap History

NO	NAME	LAP TIME	TIME OF DAY	LAP	VEHICLE
90	Optimum Motorsport <i>Z. MEAKIN</i>	2:55.272	09:06:30.833	2	McLaren Artura GT4
90	Optimum Motorsport <i>Z. MEAKIN</i>	2:53.480	09:09:24.312	3	McLaren Artura GT4
90	Optimum Motorsport <i>Z. MEAKIN</i>	2:51.522	09:12:15.837	4	McLaren Artura GT4
90	Optimum Motorsport <i>Z. MEAKIN</i>	2:49.380	09:15:05.215	5	McLaren Artura GT4
90	Optimum Motorsport <i>Z. MEAKIN</i>	2:48.426	09:20:44.238	7	McLaren Artura GT4
90	Optimum Motorsport <i>Z. MEAKIN</i>	2:46.891	09:26:19.715	9	McLaren Artura GT4
90	Optimum Motorsport <i>J. BROWN</i>	2:46.338	09:49:12.862	16	McLaren Artura GT4
90	Optimum Motorsport <i>J. BROWN</i>	2:46.045	09:51:58.907	17	McLaren Artura GT4

2024 British GT Championship

FREE PRACTICE - WEATHER CONDITIONS



2024 British GT Championship

PRE-QUALIFYING - CLASSIFICATION - FINAL

POS	NO	CL	PIC	TEAM / DRIVERS	CAR	TIME	ON	LAPS	GAP	DIFF	MPH
1	63*	GT3PA	1	Barwell Motorsport Rob COLLARD (GBR) / Ricky COLLARD (GBR)	Lamborghini Huracan GT3 Evo2	2:18.093	16	18			113.45
2	32*	GT3SA	1	J&S Racing Sacha KAKAD (GBR) / Hugo COOK (GBR)	Audi R8 LMS GT3 EVO II	2:18.581	17	20	0.488	0.488	113.05
3	99*	GT3PA	2	Greystone GT Andrey BORODIN (ND) / Oliver WEBB (GBR)	McLaren 720S GT3 Evo	2:18.696	14	17	0.603	0.115	112.96
4	3*	GT3PA	3	Greystone GT Mike PRICE (GBR) / Callum MACLEOD (GBR)	Mercedes-AMG GT3 Evo	2:19.058	14	18	0.965	0.362	112.66
5	67*	GT3SA	2	Orange Racing by JMH Simon ORANGE (GBR) / Tom ROCHE (GBR)	McLaren 720S GT3 Evo	2:19.066	17	20	0.973	0.008	112.66
6	8*	GT3SA	3	Team Abba Racing Richard NEARY (GBR) / Sam NEARY (GBR)	Mercedes-AMG GT3 Evo	2:19.189	11	14	1.096	0.123	112.56
7	2*	GT3PA	4	Team RJN Chris BUNCOMBE (GBR) / Alex BUNCOMBE (GBR)	McLaren 720S GT3 Evo	2:19.715	13	16	1.622	0.526	112.13
8	9*	GT3PA	5	Paddock Motorsport Mark SMITH (USA) / Martin PLOWMAN (GBR)	McLaren 720S GT3 Evo	2:20.829	17	19	2.736	1.114	111.25
9	6*	GT3PA	6	2 Seas Motorsport Ian LOGGIE (GBR) / Phil KEEN (GBR)	Mercedes-AMG GT3 Evo	2:20.857	14	17	2.764	0.028	111.22
10	88	GT3AM	1	Garage 59 Miguel RAMOS (PRT)	McLaren 720S GT3 Evo	2:20.940	5	8	2.847	0.083	111.16
11	59*	GT3SA	4	Garage 59 Shaun BALFE (GBR) / Adam SMALLLEY (GBR)	McLaren 720S GT3 Evo	2:21.587	4	7	3.494	0.647	110.65
12	10*	GT3SA	5	Blackthorn Matt TOPHAM (GBR) / Josh ROWLEDGE (GBR)	Aston Martin Vantage AMR GT3 Evo	2:22.111	16	17	4.018	0.524	110.24
13	78*	GT3PA	7	Barwell Motorsport Alex MARTIN (GBR) / Sandy MITCHELL (GBR)	Lamborghini Huracan GT3 Evo2	2:22.209	14	18	4.116	0.098	110.17
14	27	GT3PA	8	Optimum Motorsport Mark RADCLIFFE (GBR) / Tom GAMBLE (GBR)	McLaren 720S GT3 Evo	2:22.218	17	19	4.125	0.009	110.16
15	87*	GT3PA	9	Blackthorn Giacomo PETROBELLI (ITA) / Jonny ADAM (GBR)	Aston Martin Vantage AMR GT3 Evo	2:22.502	14	19	4.409	0.284	109.94
16	77*	GT3PA	10	Garage 59 Morgan TILLBROOK (GBR) / Marcus CLUTTON (GBR)	McLaren 720S GT3 Evo	2:22.955	13	15	4.862	0.453	109.59
17	15*	GT3PA	11	RAM Racing John FERGUSON (GBR) / Raffaele MARCIELLO (CHE)	BMW M4 GT3	2:23.465	15	17	5.372	0.510	109.20
18	97*	GT3SA	6	Beechdean AMR Andrew HOWARD (GBR) / Jessica HAWKINS (GBR)	Aston Martin Vantage AMR GT3 Evo	2:23.756	14	19	5.663	0.291	108.98
19	22*	GT3SA	7	Century Motorsport Carl CAVERS (GBR) / Lewis PLATO (GBR)	BMW M4 GT3	2:23.759	13	16	5.666	0.003	108.98
20	18*	GT3PA	12	2 Seas Motorsport Kevin TSE (HKG) / Maximilian GOETZ (DEU)	Mercedes-AMG GT3 Evo	2:28.052	11	16	9.959	4.293	105.82
21	90*	GT4S	1	Optimum Motorsport Jack BROWN (GBR) / Zac MEAKIN (GBR)	McLaren Artura GT4	2:31.065	4	9	12.972	3.013	103.71
22	56*	GT4S	2	DTO Motorsport Freddie TOMLINSON (GBR) / Stuart MIDDLETON (GBR)	Ginetta G56 GT4 Evo	2:31.159	16	17	13.066	0.094	103.64
23	11*	GT4S	3	Paddock Motorsport Adam HATFIELD (GBR) / Alex WALKER (GBR)	McLaren Artura GT4	2:31.423	13	15	13.330	0.264	103.46
24	62*	GT4S	4	Academy Motorsport Will MOORE (GBR) / Matt NICOLL-JONES (GBR)	Ford Mustang GT4 2024	2:31.713	11	13	13.620	0.290	103.27
25	58*	GT4PA	1	CWS Racing Colin WHITE (GBR) / Thomas HOLLAND (GBR)	Ginetta G56 GT4 Evo	2:32.586	16	19	14.493	0.873	102.67
26	7*	GT4S	5	Forsetti Motorsport Jamie DAY (GBR) / Mikey PORTER (GBR)	Aston Martin Vantage AMR GT4 Evo	2:32.594	9	15	14.501	0.008	102.67
27	61*	GT4S	6	Academy Motorsport Erik EVANS (USA) / Marco SIGNORETTI (CAN)	Ford Mustang GT4 2024	2:32.606	10	14	14.513	0.012	102.66
28	29*	GT4PA	2	Century Motorsport Ian GOUGH (GBR) / Tom WRIGLEY (GBR)	BMW M4 GT4	2:32.847	12	17	14.754	0.241	102.50
29	20*	GT4PA	3	Mahiki Racing Ian DUGGAN (GBR) / Gordie MUTCH (GBR)	Lotus Emira GT4	2:32.855	11	15	14.762	0.008	102.49
30	71*	GT4PA	4	Century Motorsport Ravi RAMYEAD (GBR) / Charlie ROBERTSON (GBR)	BMW M4 GT4	2:32.873	12	17	14.780	0.018	102.48
31	95*	GT4S	7	RACELAB Sai SANJAY (IND) / Callum DAVIES (GBR)	McLaren Artura GT4	2:33.206	3	10	15.113	0.333	102.26
32	47*	GT4PA	5	Forsetti Motorsport Marc WARREN (GBR) / William ORTON (GBR)	Aston Martin Vantage AMR GT4 Evo	2:33.508	12	15	15.415	0.302	102.06
33	44*	GT4PA	6	Toyota Gazoo Racing UK Kavi JUNDU (GBR) / Dan VAUGHAN (GBR)	Toyota GR Supra GT4 Evo	2:34.689	12	16	16.596	1.181	101.28
34	17*	GT4S	8	RAM Racing Harry GEORGE (GBR) / Luca HOPKINSON (USA)	Mercedes-AMG GT4	2:35.050	12	17	16.957	0.361	101.04
35	12	GT4PA	7	Paddock Motorsport Ed MCDERMOTT (GBR) / Matt COWLEY (GBR)	Mercedes-AMG GT4	2:35.141	14	17	17.048	0.091	100.98
36	31*	GT4PA	8	Team Parker Racing Charles DAWSON (GBR) / Seb MORRIS (GBR)	Mercedes-AMG GT4	2:46.233	2	11	28.140	11.092	94.25

Weather / Track : Overcast / Damp

Date: 22/06/2024 Start: 11:45 Finish: 12:47
Spa-Francorchamps: 4.3520 miles

Chief Steward:	Steward:	Steward:	
----------------	----------	----------	---


**2024 British GT Championship
PRE-QUALIFYING - CLASSIFICATION - FINAL**

Comments:

No. 10, 56, 59, 61, 71 - 1 Lap time disallowed; exceeding track limits.
 No. 3, 9, 20, 44, 47, 63, 90, 97 - 2 Lap times disallowed; exceeding track limits.
 No. 17, 22, 32, 58, 87, 95 - 3 Lap times disallowed; exceeding track limits.
 No. 8, 18, 78, 99 - 4 Lap times disallowed; exceeding track limits.
 No. 6, 29, 31, 62, 67, 77 - 5 Lap times disallowed; exceeding track limits.
 No. 2, 7, 11 - 6 Lap times disallowed; exceeding track limits.
 No. 15 - 7 Lap times disallowed; exceeding track limits.

Weather / Track : Overcast / Damp

Date: 22/06/2024 Start: 11:45 Finish: 12:47
 Spa-Francorchamps: 4.3520 miles

Chief Steward:	Steward:	Steward:	
----------------	----------	----------	---

2024 British GT Championship

PRE-QUALIFYING - CLASSIFICATION BY CATEGORY - FINAL

CATEGORY : GT3

POS	NO	CL	TEAM / DRIVERS	CAR	TIME	ON	LAPS	GAP	DIFF	MPH
1	63	GT3PA	Barwell Motorsport Rob COLLARD (GBR) / Ricky COLLARD (GBR)	Lamborghini Huracan GT3 Evo2	2:18.093	16	18			113.45
2	32	GT3SA	J&S Racing Sacha KAKAD (GBR) / Hugo COOK (GBR)	Audi R8 LMS GT3 EVO II	2:18.581	17	20	0.488	0.488	113.05
3	99	GT3PA	Greystone GT Andrey BORODIN (ND) / Oliver WEBB (GBR)	McLaren 720S GT3 Evo	2:18.696	14	17	0.603	0.115	112.96
4	3	GT3PA	Greystone GT Mike PRICE (GBR) / Callum MACLEOD (GBR)	Mercedes-AMG GT3 Evo	2:19.058	14	18	0.965	0.362	112.66
5	67	GT3SA	Orange Racing by JMH Simon ORANGE (GBR) / Tom ROCHE (GBR)	McLaren 720S GT3 Evo	2:19.066	17	20	0.973	0.008	112.66
6	8	GT3SA	Team Abba Racing Richard NEARY (GBR) / Sam NEARY (GBR)	Mercedes-AMG GT3 Evo	2:19.189	11	14	1.096	0.123	112.56
7	2	GT3PA	Team RJN Chris BUNCOMBE (GBR) / Alex BUNCOMBE (GBR)	McLaren 720S GT3 Evo	2:19.715	13	16	1.622	0.526	112.13
8	9	GT3PA	Paddock Motorsport Mark SMITH (USA) / Martin PLOWMAN (GBR)	McLaren 720S GT3 Evo	2:20.829	17	19	2.736	1.114	111.25
9	6	GT3PA	2 Seas Motorsport Ian LOGGIE (GBR) / Phil KEEN (GBR)	Mercedes-AMG GT3 Evo	2:20.857	14	17	2.764	0.028	111.22
10	88	GT3AM	Garage 59 Miguel RAMOS (PRT)	McLaren 720S GT3 Evo	2:20.940	5	8	2.847	0.083	111.16
11	59	GT3SA	Garage 59 Shaun BALFE (GBR) / Adam SMALLEY (GBR)	McLaren 720S GT3 Evo	2:21.587	4	7	3.494	0.647	110.65
12	10	GT3SA	Blackthorn Matt TOPHAM (GBR) / Josh ROWLEDGE (GBR)	Aston Martin Vantage AMR GT3 Evo	2:22.111	16	17	4.018	0.524	110.24
13	78	GT3PA	Barwell Motorsport Alex MARTIN (GBR) / Sandy MITCHELL (GBR)	Lamborghini Huracan GT3 Evo2	2:22.209	14	18	4.116	0.098	110.17
14	27	GT3PA	Optimum Motorsport Mark RADCLIFFE (GBR) / Tom GAMBLE (GBR)	McLaren 720S GT3 Evo	2:22.218	17	19	4.125	0.009	110.16
15	87	GT3PA	Blackthorn Giacomo PETROBELLI (ITA) / Jonny ADAM (GBR)	Aston Martin Vantage AMR GT3 Evo	2:22.502	14	19	4.409	0.284	109.94
16	77	GT3PA	Garage 59 Morgan TILLBROOK (GBR) / Marcus CLUTTON (GBR)	McLaren 720S GT3 Evo	2:22.955	13	15	4.862	0.453	109.59
17	15	GT3PA	RAM Racing John FERGUSON (GBR) / Raffaele MARCIELLO (CHE)	BMW M4 GT3	2:23.465	15	17	5.372	0.510	109.20
18	97	GT3SA	Beechdean AMR Andrew HOWARD (GBR) / Jessica HAWKINS (GBR)	Aston Martin Vantage AMR GT3 Evo	2:23.756	14	19	5.663	0.291	108.98
19	22	GT3SA	Century Motorsport Carl CAVERS (GBR) / Lewis PLATO (GBR)	BMW M4 GT3	2:23.759	13	16	5.666	0.003	108.98
20	18	GT3PA	2 Seas Motorsport Kevin TSE (HKG) / Maximilian GOETZ (DEU)	Mercedes-AMG GT3 Evo	2:28.052	11	16	9.959	4.293	105.82

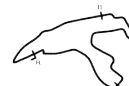
Weather / Track : Overcast / Damp

 Date: 22/06/2024 Start: 11:45 Finish: 12:47
 Spa-Francorchamps: 4.3520 miles

Chief Steward:

Steward:

Steward:



2024 British GT Championship

PRE-QUALIFYING - CLASSIFICATION BY CATEGORY - FINAL

CATEGORY : GT4

POS	NO	CL	TEAM / DRIVERS	CAR	TIME	ON	LAPS	GAP	DIFF	MPH
1	90	GT4S	Optimum Motorsport Jack BROWN (GBR) / Zac MEAKIN (GBR)	McLaren Artura GT4	2:31.065	4	9			103.71
2	56	GT4S	DTO Motorsport Freddie TOMLINSON (GBR) / Stuart MIDDLETON (GBR)	Ginetta G56 GT4 Evo	2:31.159	16	17	0.094	0.094	103.64
3	11	GT4S	Paddock Motorsport Adam HATFIELD (GBR) / Alex WALKER (GBR)	McLaren Artura GT4	2:31.423	13	15	0.358	0.264	103.46
4	62	GT4S	Academy Motorsport Will MOORE (GBR) / Matt NICOLL-JONES (GBR)	Ford Mustang GT4 2024	2:31.713	11	13	0.648	0.290	103.27
5	58	GT4PA	CWS Racing Colin WHITE (GBR) / Thomas HOLLAND (GBR)	Ginetta G56 GT4 Evo	2:32.586	16	19	1.521	0.873	102.67
6	7	GT4S	Forsetti Motorsport Jamie DAY (GBR) / Mikey PORTER (GBR)	Aston Martin Vantage AMR GT4 Evo	2:32.594	9	15	1.529	0.008	102.67
7	61	GT4S	Academy Motorsport Erik EVANS (USA) / Marco SIGNORETTI (CAN)	Ford Mustang GT4 2024	2:32.606	10	14	1.541	0.012	102.66
8	29	GT4PA	Century Motorsport Ian GOUGH (GBR) / Tom WRIGLEY (GBR)	BMW M4 GT4	2:32.847	12	17	1.782	0.241	102.50
9	20	GT4PA	Mahiki Racing Ian DUGGAN (GBR) / Gordie MUTCH (GBR)	Lotus Emira GT4	2:32.855	11	15	1.790	0.008	102.49
10	71	GT4PA	Century Motorsport Ravi RAMYEAD (GBR) / Charlie ROBERTSON (GBR)	BMW M4 GT4	2:32.873	12	17	1.808	0.018	102.48
11	95	GT4S	RACELAB Sai SANJAY (IND) / Callum DAVIES (GBR)	McLaren Artura GT4	2:33.206	3	10	2.141	0.333	102.26
12	47	GT4PA	Forsetti Motorsport Marc WARREN (GBR) / William ORTON (GBR)	Aston Martin Vantage AMR GT4 Evo	2:33.508	12	15	2.443	0.302	102.06
13	44	GT4PA	Toyota Gazoo Racing UK Kavi JUNDU (GBR) / Dan VAUGHAN (GBR)	Toyota GR Supra GT4 Evo	2:34.689	12	16	3.624	1.181	101.28
14	17	GT4S	RAM Racing Harry GEORGE (GBR) / Luca HOPKINSON (USA)	Mercedes-AMG GT4	2:35.050	12	17	3.985	0.361	101.04
15	12	GT4PA	Paddock Motorsport Ed MCDERMOTT (GBR) / Matt COWLEY (GBR)	Mercedes-AMG GT4	2:35.141	14	17	4.076	0.091	100.98
16	31	GT4PA	Team Parker Racing Charles DAWSON (GBR) / Seb MORRIS (GBR)	Mercedes-AMG GT4	2:46.233	2	11	15.168	11.092	94.25

Comments:

No. 10, 56, 59, 61, 71 - 1 Lap time disallowed; exceeding track limits.
 No. 3, 9, 20, 44, 47, 63, 90, 97 - 2 Lap times disallowed; exceeding track limits.
 No. 17, 22, 32, 58, 87, 95 - 3 Lap times disallowed; exceeding track limits.
 No. 8, 18, 78, 99 - 4 Lap times disallowed; exceeding track limits.
 No. 6, 29, 31, 62, 67, 77 - 5 Lap times disallowed; exceeding track limits.
 No. 2, 7, 11 - 6 Lap times disallowed; exceeding track limits.
 No. 15 - 7 Lap times disallowed; exceeding track limits.

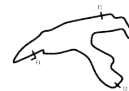
Weather / Track : Overcast / Damp

Date: 22/06/2024 Start: 11:45 Finish: 12:47
 Spa-Francorchamps: 4.3520 miles

Chief Steward:

Steward:

Steward:



2024 British GT Championship

PRE-QUALIFYING - CLASSIFICATION BY CLASS - FINAL

CLASS : GT3 - GT3PA

POS	NO	TEAM / DRIVERS	CAR	TIME	ON	LAPS	GAP	DIFF	MPH
1	63	Barwell Motorsport Rob COLLARD (GBR) / Ricky COLLARD (GBR)	Lamborghini Huracan GT3 Evo2	2:18.093	16	18			113.45
2	99	Greystone GT Andrey BORODIN (ND) / Oliver WEBB (GBR)	McLaren 720S GT3 Evo	2:18.696	14	17	0.603	0.603	112.96
3	3	Greystone GT Mike PRICE (GBR) / Callum MACLEOD (GBR)	Mercedes-AMG GT3 Evo	2:19.058	14	18	0.965	0.362	112.66
4	2	Team RJN Chris BUNCOMBE (GBR) / Alex BUNCOMBE (GBR)	McLaren 720S GT3 Evo	2:19.715	13	16	1.622	0.657	112.13
5	9	Paddock Motorsport Mark SMITH (USA) / Martin PLOWMAN (GBR)	McLaren 720S GT3 Evo	2:20.829	17	19	2.736	1.114	111.25
6	6	2 Seas Motorsport Ian LOGGIE (GBR) / Phil KEEN (GBR)	Mercedes-AMG GT3 Evo	2:20.857	14	17	2.764	0.028	111.22
7	78	Barwell Motorsport Alex MARTIN (GBR) / Sandy MITCHELL (GBR)	Lamborghini Huracan GT3 Evo2	2:22.209	14	18	4.116	1.352	110.17
8	27	Optimum Motorsport Mark RADCLIFFE (GBR) / Tom GAMBLE (GBR)	McLaren 720S GT3 Evo	2:22.218	17	19	4.125	0.009	110.16
9	87	Blackthorn Giacomo PETROBELLI (ITA) / Jonny ADAM (GBR)	Aston Martin Vantage AMR GT3 Evo	2:22.502	14	19	4.409	0.284	109.94
10	77	Garage 59 Morgan TILLBROOK (GBR) / Marcus CLUTTON (GBR)	McLaren 720S GT3 Evo	2:22.955	13	15	4.862	0.453	109.59
11	15	RAM Racing John FERGUSON (GBR) / Raffaele MARCIELLO (CHE)	BMW M4 GT3	2:23.465	15	17	5.372	0.510	109.20
12	18	2 Seas Motorsport Kevin TSE (HKG) / Maximilian GOETZ (DEU)	Mercedes-AMG GT3 Evo	2:28.052	11	16	9.959	4.587	105.82

CLASS : GT3 - GT3SA

POS	NO	TEAM / DRIVERS	CAR	TIME	ON	LAPS	GAP	DIFF	MPH
1	32	J&S Racing Sacha KAKAD (GBR) / Hugo COOK (GBR)	Audi R8 LMS GT3 EVO II	2:18.581	17	20			113.05
2	67	Orange Racing by JMH Simon ORANGE (GBR) / Tom ROCHE (GBR)	McLaren 720S GT3 Evo	2:19.066	17	20	0.485	0.485	112.66
3	8	Team Abba Racing Richard NEARY (GBR) / Sam NEARY (GBR)	Mercedes-AMG GT3 Evo	2:19.189	11	14	0.608	0.123	112.56
4	59	Garage 59 Shaun BALFE (GBR) / Adam SMALLLEY (GBR)	McLaren 720S GT3 Evo	2:21.587	4	7	3.006	2.398	110.65
5	10	Blackthorn Matt TOPHAM (GBR) / Josh ROWLEDGE (GBR)	Aston Martin Vantage AMR GT3 Evo	2:22.111	16	17	3.530	0.524	110.24
6	97	Beechdean AMR Andrew HOWARD (GBR) / Jessica HAWKINS (GBR)	Aston Martin Vantage AMR GT3 Evo	2:23.756	14	19	5.175	1.645	108.98
7	22	Century Motorsport Carl CAVERS (GBR) / Lewis PLATO (GBR)	BMW M4 GT3	2:23.759	13	16	5.178	0.003	108.98

CLASS : GT3 - GT3AM

POS	NO	TEAM / DRIVERS	CAR	TIME	ON	LAPS	GAP	DIFF	MPH
1	88	Garage 59 Miguel RAMOS (PRT)	McLaren 720S GT3 Evo	2:20.940	5	8			111.16

Weather / Track : Overcast / Damp

Date: 22/06/2024 Start: 11:45 Finish: 12:47
Spa-Francorchamps: 4.3520 miles

Chief Steward:	Steward:	Steward:	
----------------	----------	----------	---

2024 British GT Championship

PRE-QUALIFYING - CLASSIFICATION BY CLASS - FINAL

CLASS : GT4 - GT4PA

POS	NO	TEAM / DRIVERS	CAR	TIME	ON	LAPS	GAP	DIFF	MPH
1	58	CWS Racing Colin WHITE (GBR) / Thomas HOLLAND (GBR)	Ginetta G56 GT4 Evo	2:32.586	16	19			102.67
2	29	Century Motorsport Ian GOUGH (GBR) / Tom WRIGLEY (GBR)	BMW M4 GT4	2:32.847	12	17	0.261	0.261	102.50
3	20	Mahiki Racing Ian DUGGAN (GBR) / Gordie MUTCH (GBR)	Lotus Emira GT4	2:32.855	11	15	0.269	0.008	102.49
4	71	Century Motorsport Ravi RAMYEAD (GBR) / Charlie ROBERTSON (GBR)	BMW M4 GT4	2:32.873	12	17	0.287	0.018	102.48
5	47	Forsetti Motorsport Marc WARREN (GBR) / William ORTON (GBR)	Aston Martin Vantage AMR GT4 Evo	2:33.508	12	15	0.922	0.635	102.06
6	44	Toyota Gazoo Racing UK Kavi JUNDU (GBR) / Dan VAUGHAN (GBR)	Toyota GR Supra GT4 Evo	2:34.689	12	16	2.103	1.181	101.28
7	12	Paddock Motorsport Ed MCDERMOTT (GBR) / Matt COWLEY (GBR)	Mercedes-AMG GT4	2:35.141	14	17	2.555	0.452	100.98
8	31	Team Parker Racing Charles DAWSON (GBR) / Seb MORRIS (GBR)	Mercedes-AMG GT4	2:46.233	2	11	13.647	11.092	94.25

CLASS : GT4 - GT4S

POS	NO	TEAM / DRIVERS	CAR	TIME	ON	LAPS	GAP	DIFF	MPH
1	90	Optimum Motorsport Jack BROWN (GBR) / Zac MEAKIN (GBR)	McLaren Artura GT4	2:31.065	4	9			103.71
2	56	DTO Motorsport Freddie TOMLINSON (GBR) / Stuart MIDDLETON (GBR)	Ginetta G56 GT4 Evo	2:31.159	16	17	0.094	0.094	103.64
3	11	Paddock Motorsport Adam HATFIELD (GBR) / Alex WALKER (GBR)	McLaren Artura GT4	2:31.423	13	15	0.358	0.264	103.46
4	62	Academy Motorsport Will MOORE (GBR) / Matt NICOLL-JONES (GBR)	Ford Mustang GT4 2024	2:31.713	11	13	0.648	0.290	103.27
5	7	Forsetti Motorsport Jamie DAY (GBR) / Mikey PORTER (GBR)	Aston Martin Vantage AMR GT4 Evo	2:32.594	9	15	1.529	0.881	102.67
6	61	Academy Motorsport Erik EVANS (USA) / Marco SIGNORETTI (CAN)	Ford Mustang GT4 2024	2:32.606	10	14	1.541	0.012	102.66
7	95	RACELAB Sai SANJAY (IND) / Callum DAVIES (GBR)	McLaren Artura GT4	2:33.206	3	10	2.141	0.600	102.26
8	17	RAM Racing Harry GEORGE (GBR) / Luca HOPKINSON (USA)	Mercedes-AMG GT4	2:35.050	12	17	3.985	1.844	101.04

Comments:

No. 10, 56, 59, 61, 71 - 1 Lap time disallowed; exceeding track limits.
 No. 3, 9, 20, 44, 47, 63, 90, 97 - 2 Lap times disallowed; exceeding track limits.
 No. 17, 22, 32, 58, 87, 95 - 3 Lap times disallowed; exceeding track limits.
 No. 8, 18, 78, 99 - 4 Lap times disallowed; exceeding track limits.
 No. 6, 29, 31, 62, 67, 77 - 5 Lap times disallowed; exceeding track limits.
 No. 2, 7, 11 - 6 Lap times disallowed; exceeding track limits.
 No. 15 - 7 Lap times disallowed; exceeding track limits.

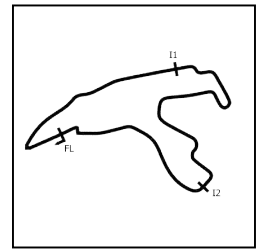
Weather / Track : Overcast / Damp

Date: 22/06/2024 Start: 11:45 Finish: 12:47
 Spa-Francorchamps: 4.3520 miles

Chief Steward:	Steward:	Steward:	
----------------	----------	----------	---

2024 British GT Championship

PRE-QUALIFYING - SECTOR ANALYSIS



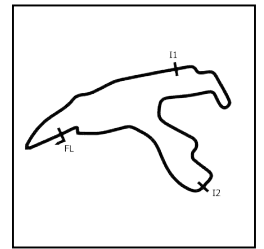
SECTOR 1 = FL to I1, SECTOR 2 = I1 to I2, SECTOR 3 = I2 to FL, DIFF = Difference To Personal Best Lap, P = Crossed Finish Line in Pit Lane, D = Time Disallowed

P1 63 GT3PA Barwell Motorsport		Lamborghini Huracan GT3 Evo2							
IDEAL LAP TIME : 2:18.036		BEST LAP TIME : 2:18.093		DIFFERENCE : 0.057					
D1: Rob COLLARD		D2: Ricky COLLARD							
LAP	SECTOR 1	SECTOR 2	SECTOR 3	LAP TIME	MPH	DIFF	TIME OF DAY		
1 - D2	OUTLAP	137.7	1:14.253	95.7	IN PIT		P	11:49:01.917	
2 - D2	OUTLAP	156.4	1:12.614	98.3	39.750	98.2		11:52:11.597	
3 - D2	41.880	157.9	1:14.090	97.5	40.004	98.2	2:35.974 D	11:54:47.571	
4 - D2	42.141	156.7	1:12.210	97.5	38.893	95.7	2:33.244 D	11:57:20.815	
5 - D2	42.495	155.7	1:13.822	91.5	IN PIT		2:46.313 P	12:00:07.128	
6 - D2	OUTLAP	136.1	1:12.373	96.5	46.582	98.5	5:00.503	12:05:07.631	
7 - D2	41.420	157.5	1:09.702	98.1	38.520	96.9	2:29.642	12:07:37.273	
8 - D2	42.684	143.0	1:15.637	94.2	IN PIT		2:45.911 P	12:10:23.184	
9 - D1	OUTLAP	142.7	1:12.002	98.8	39.744	95.1	3:52.249	12:14:15.433	
10 - D1	42.176	156.0	1:10.862	97.5	40.697	96.1	2:33.735	12:16:49.168	
11 - D1	44.001	150.1	1:11.517	95.0	IN PIT		2:43.239 P	12:19:32.407	
12 - D1	OUTLAP	150.4	1:09.076	100.7	37.703	101.2	5:16.797	12:24:49.204	
13 - D1	41.274	150.8	1:07.489	102.4	36.359	100.7	2:25.122	12:27:14.326	
14 - D1	40.559	149.7	1:05.398	103.8	35.780	101.2	2:21.737 (3)	12:29:36.063	
15 - D1	39.826	160.9	1:03.805	104.3	35.091	101.3	2:18.722 (2)	12:31:54.785	
16 - D1	39.629	160.9	1:03.316	103.8	35.148	101.3	2:18.093 (1)	113.45	12:34:12.878
17 - D1	40.000	161.7	1:09.444	50.0	IN PIT		3:20.213 P	1:02.120	12:37:33.091
18 - D2	OUTLAP	156.7	1:05.383	104.2	35.768	100.4	3:46.574	1:28.481	12:41:19.665

P2 32 GT3SA J&S Racing		Audi R8 LMS GT3 EVO II							
IDEAL LAP TIME : 2:18.212		BEST LAP TIME : 2:18.581		DIFFERENCE : 0.369					
D1: Sacha KAKAD		D2: Hugo COOK							
LAP	SECTOR 1	SECTOR 2	SECTOR 3	LAP TIME	MPH	DIFF	TIME OF DAY		
1 - D1	OUTLAP	121.7	1:16.426	96.5	40.094	96.2		11:47:48.070	
2 - D1	43.718	154.6	1:13.347	96.1	39.454	95.7	2:36.519	11:50:24.589	
3 - D1	43.628	154.2	1:13.740	96.0	39.636	96.0	2:37.004	11:53:01.593	
4 - D1	43.366	152.8	1:13.210	96.4	39.356	96.5	2:35.932	11:55:37.525	
5 - D1	43.430	152.5	1:14.461	94.7	39.430	95.5	2:37.324 D	11:58:14.846	
6 - D1	42.956	155.3	1:12.307	97.6	39.340	93.7	2:34.603	12:00:49.449	
7 - D1	42.725	154.6	1:13.761	96.4	39.323	76.7	2:35.809	12:03:25.258	
8 - D1	43.383	155.7	1:11.889	98.2	IN PIT		2:43.970 D	12:06:09.228	
9 - D1	OUTLAP	152.8	1:11.478	96.9	38.796	96.4	4:02.804 D	12:10:12.032	
10 - D1	42.321	156.4	1:11.645	80.2	IN PIT		2:43.601 P	12:12:55.633	
11 - D1	OUTLAP	154.6	1:09.355	100.4	37.855	95.8	3:14.430	12:16:10.063	
12 - D1	41.934	156.7	1:08.996	100.7	40.102	96.0	2:31.032	12:18:41.095	
13 - D1	42.156	156.7	1:09.666	98.2	38.508	95.4	2:30.330	12:21:11.425	
14 - D1	41.855	157.1	1:09.358	100.1	38.218	94.7	2:29.431 (3)	12:23:40.856	
15 - D1	42.131	157.5	1:09.735	98.3	IN PIT		2:39.039 P	12:26:19.895	
16 - D2	OUTLAP	157.5	1:05.565	95.0	36.342	101.9	3:22.733	1:04.152	12:29:42.628
17 - D2	39.433	163.6	1:03.855	105.8	35.293	100.3	2:18.581 (1)	113.05	12:32:01.209
18 - D2	39.111	166.1	1:04.421	105.0	35.759	99.7	2:19.291 (2)	0.710	12:34:20.500
19 - D2	39.064	164.0	1:12.495	49.5	IN PIT		3:22.983 P	1:04.402	12:37:43.483
20 - D1	OUTLAP	154.6	1:06.650	104.6	36.388	100.3	3:56.368	1:37.787	12:41:39.851

2024 British GT Championship

PRE-QUALIFYING - SECTOR ANALYSIS



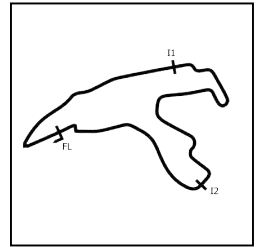
SECTOR 1 = FL to I1, SECTOR 2 = I1 to I2, SECTOR 3 = I2 to FL, DIFF = Difference To Personal Best Lap, P = Crossed Finish Line in Pit Lane, D = Time Disallowed

P3		99 GT3PA Greystone GT		McLaren 720S GT3 Evo							
IDEAL LAP TIME : 2:18.242		BEST LAP TIME : 2:18.696		DIFFERENCE : 0.454							
D1: Andrey BORODIN		D2: Oliver WEBB									
LAP	SECTOR 1	SECTOR 2	SECTOR 3	LAP TIME	MPH	DIFF	TIME OF DAY				
1 - D2	OUTLAP	148.4	1:12.861	97.5	39.475	96.5					11:48:46.830
2 - D2	43.430	152.8	1:12.111	98.6	39.358	96.4	2:34.899 (3)	101.14	16.203		11:51:21.729
3 - D2	42.875	153.5	1:12.070	97.8	39.091	95.8	2:34.036 D	101.71	15.340		11:53:55.765
4 - D2	43.095	154.2	1:12.598	91.6	IN PIT		2:43.292 P	95.94	24.596		11:56:39.057
5 - D1	OUTLAP	150.8	1:15.858	92.1	41.318	94.1	5:56.707	43.92	3:38.011		12:02:35.764
6 - D1	44.168	133.9	1:17.542	90.1	42.252	94.3	2:43.962	95.55	25.266		12:05:19.726
7 - D1	43.913	148.7	1:16.109	92.9	41.124	95.0	2:41.146 D	97.22	22.450		12:08:00.872
8 - D1	43.887	152.5	1:14.703	93.4	40.756	94.7	2:39.346 D	98.32	20.650		12:10:40.218
9 - D1	43.875	153.2	1:15.328	94.3	42.544	94.2	2:41.747	96.86	23.051		12:13:21.965
10 - D1	44.162	153.5	1:14.091	91.0	40.743	94.1	2:38.996	98.54	20.300		12:16:00.961
11 - D1	43.509	150.4	1:14.868	94.5	IN PIT		2:50.820 P	91.71	32.124		12:18:51.781
12 - D2	OUTLAP	154.2	1:08.455	102.7	36.523	99.2	5:22.861	48.52	3:04.165		12:24:14.642
13 - D2	40.926	159.0	1:04.338	105.3	35.551	99.1	2:20.815 (2)	111.26	2.119		12:26:35.457
14 - D2	40.217	160.5	1:03.311	105.6	35.168	99.8	2:18.696 (1)	112.96			12:28:54.153
15 - D2	39.763	162.8	1:06.562	104.5	IN PIT		2:31.324 P	103.53	12.628		12:31:25.477
16 - D1	OUTLAP	151.4	1:11.886	98.9	41.716	72.3	4:35.469 D	56.87	2:16.773		12:36:00.946
17 - D1	1:42.920	49.5	1:54.565	96.4	38.576	97.3	4:16.061	61.18	1:57.365		12:40:17.007

P4		3 GT3PA Greystone GT		Mercedes-AMG GT3 Evo							
IDEAL LAP TIME : 2:19.058		BEST LAP TIME : 2:19.058		DIFFERENCE : 0.000							
D1: Mike PRICE		D2: Callum MACLEOD									
LAP	SECTOR 1	SECTOR 2	SECTOR 3	LAP TIME	MPH	DIFF	TIME OF DAY				
1 - D2	OUTLAP	141.5	1:16.339	97.6	40.536	96.4					11:47:55.194
2 - D2	44.925	128.3	1:14.491	98.1	39.474	97.8	2:38.890	98.60	19.832		11:50:34.084
3 - D2	42.667	152.5	1:13.246	97.6	39.544	97.1	2:35.457	100.78	16.399		11:53:09.541
4 - D2	44.822	111.8	1:17.079	91.9	IN PIT		2:51.113 P	91.56	32.055		11:56:00.654
5 - D2	OUTLAP	153.2	1:11.072	98.6	38.452	97.3	4:39.717	56.01	2:20.659		12:00:40.371
6 - D2	41.903	156.0	1:10.639	99.1	38.340	97.1	2:30.882 (2)	103.83	11.824		12:03:11.253
7 - D2	41.621	156.7	1:10.646	98.8	37.995	97.1	2:30.262 D	104.26	11.204		12:05:41.515
8 - D2	44.840	112.4	1:16.883	94.9	IN PIT		2:51.134 P	91.55	32.076		12:08:32.649
9 - D1	OUTLAP	150.4	1:14.352	97.3	39.553	96.4	4:28.221	58.41	2:09.163		12:13:00.870
10 - D1	43.389	154.2	1:11.897	96.4	39.457	97.8	2:34.743	101.24	15.685		12:15:35.613
11 - D1	42.768	153.2	1:11.674	97.9	39.255	96.8	2:33.697 (3)	101.93	14.639		12:18:09.310
12 - D1	42.452	147.4	1:11.938	98.3	IN PIT		2:45.160 P	94.86	26.102		12:20:54.470
13 - D2	OUTLAP	142.4	1:07.529	103.7	35.605	99.7	6:05.265	42.89	3:46.207		12:26:59.735
14 - D2	39.988	162.4	1:03.853	104.2	35.217	99.4	2:19.058 (1)	112.66			12:29:18.793
15 - D2	40.121	158.6	1:04.972	104.6	IN PIT		2:29.943 P	104.48	10.885		12:31:48.736
16 - D2	OUTLAP	130.5	1:06.860	101.8	40.225	100.6	3:52.496	67.38	1:33.438		12:35:41.232
17 - D2	1:30.083	49.4	2:06.064	92.8	38.355	100.1	4:14.502	61.56	1:55.444		12:39:55.734
18 - D2	40.702	159.4	1:05.910	102.9	IN PIT		2:56.523 P	88.75	37.465		12:42:52.257

2024 British GT Championship

PRE-QUALIFYING - SECTOR ANALYSIS



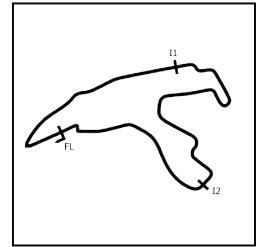
SECTOR 1 = FL to I1, SECTOR 2 = I1 to I2, SECTOR 3 = I2 to FL, DIFF = Difference To Personal Best Lap, P = Crossed Finish Line in Pit Lane, D = Time Disallowed

P5		67 GT3SA Orange Racing by JMH					McLaren 720S GT3 Evo		
IDEAL LAP TIME : 2:18.902		BEST LAP TIME : 2:19.066					DIFFERENCE : 0.164		
D1: Simon ORANGE		D2: Tom ROCHE							
LAP	SECTOR 1	SECTOR 2	SECTOR 3	LAP TIME	MPH	DIFF	TIME OF DAY		
1 - D2	OUTLAP	145.5	1:15.535	97.6	39.747	97.5		11:47:55.929	
2 - D2	43.685	151.1	1:14.063	97.6	39.270	96.4	2:37.048 D	11:50:32.947	
3 - D2	43.075	151.1	1:13.113	98.2	39.076	95.7	2:35.264	100.90 16.198 11:53:08.211	
4 - D2	43.085	154.2	1:12.743	96.2	39.031	96.6	2:34.859	101.17 15.793 11:55:43.070	
5 - D2	42.888	154.9	1:12.406	97.5	39.862	96.8	2:35.156	100.97 16.090 11:58:18.226	
6 - D2	42.773	155.3	1:11.716	96.4	38.752	95.4	2:33.241	102.24 14.175 12:00:51.467	
7 - D2	42.152	156.0	1:12.792	98.8	39.017	94.9	2:33.964 D	101.76 14.895 12:03:25.428	
8 - D2	42.592	154.6	1:11.257	98.9	IN PIT		2:41.414 P	97.06 22.348 12:06:06.842	
9 - D1	OUTLAP	150.8	1:12.954	96.8	39.489	95.4	4:18.134	60.69 1:59.068 12:10:24.976	
10 - D1	43.396	152.8	1:10.863	95.3	39.514	95.5	2:33.773	101.88 14.707 12:12:58.749	
11 - D1	42.494	154.6	1:09.936	96.2	38.976	94.7	2:34.406 D	103.48 12.340 12:15:30.155	
12 - D1	42.101	155.3	1:09.752	95.1	39.365	96.0	2:34.248 D	103.60 12.152 12:18:01.373	
13 - D1	41.785	156.4	1:10.374	98.9	38.518	96.5	2:30.677 (3)	103.98 11.611 12:20:32.050	
14 - D1	42.422	155.7	1:10.728	96.8	IN PIT		2:39.761 P	98.06 20.695 12:23:11.811	
15 - D2	OUTLAP	134.2	1:11.391	103.8	36.527	100.0	4:06.597 D	63.79 1:46.531 12:27:17.408	
16 - D2	40.677	161.7	1:05.596	104.6	36.131	99.1	2:22.404 (2)	110.02 3.338 12:29:39.812	
17 - D2	40.012	162.0	1:03.762	104.6	35.292	100.0	2:19.066 (1)	112.66 12:31:58.878	
18 - D2	39.848	162.8	1:05.657	104.5	IN PIT		2:31.496 P	103.41 12.430 12:34:30.374	
19 - D2	OUTLAP	49.7	2:08.612	49.7	51.945	97.8	5:19.121	49.09 3:00.055 12:39:49.495	
20 - D2	40.959	157.1	1:05.752	103.8	IN PIT		2:47.730 P	93.40 28.664 12:42:37.225	

P6		8 GT3SA Team Abba Racing					Mercedes-AMG GT3 Evo		
IDEAL LAP TIME : 2:18.720		BEST LAP TIME : 2:19.189					DIFFERENCE : 0.469		
D1: Richard NEARY		D2: Sam NEARY							
LAP	SECTOR 1	SECTOR 2	SECTOR 3	LAP TIME	MPH	DIFF	TIME OF DAY		
1 - D2	OUTLAP	147.8	1:12.994	100.4	38.527	96.9		11:47:44.595	
2 - D2	42.326	153.5	1:10.526	100.9	38.250	96.4	2:34.402 D	103.68 11.913 11:50:15.697	
3 - D2	42.125	154.6	1:10.632	93.8	IN PIT		2:38.856 P	98.62 19.667 11:52:54.553	
4 - D1	OUTLAP	153.5	1:11.753	96.6	39.549	95.5	7:39.401	34.10 5:20.212 12:00:33.954	
5 - D1	42.102	154.2	1:10.669	99.4	38.401	95.5	2:34.172 D	103.64 11.983 12:03:05.126	
6 - D1	42.613	154.9	1:10.535	99.5	38.724	96.0	2:34.872 D	103.16 12.683 12:05:36.998	
7 - D1	42.598	155.7	1:29.236	61.2	47.456	96.4	2:59.290 (2)	87.38 40.101 12:08:36.288	
8 - D1	41.739	154.9	1:10.015	91.4	38.374	95.8	2:30.428 D	104.36 10.939 12:11:06.416	
9 - D1	43.233	121.5	1:14.733	92.6	IN PIT		2:52.816 P	90.66 33.627 12:13:59.232	
10 - D2	OUTLAP	129.5	1:06.267	106.0	36.663	99.7	15:38.675	16.69 13:19.486 12:29:37.907	
11 - D2	40.297	159.4	1:03.458	103.8	35.434	101.0	2:19.189 (1)	112.56 12:31:57.096	
12 - D2	39.828	160.5	1:03.542	106.6	IN PIT		2:25.566 P	107.63 6.377 12:34:22.662	
13 - D1	OUTLAP	49.4	1:42.974	96.5	37.772	99.1	5:57.608	43.81 3:38.419 12:40:20.270	
14 - D1	42.265	156.4	1:17.601	49.8	IN PIT		3:42.209 P	70.50 1:23.020 12:44:02.479	

2024 British GT Championship

PRE-QUALIFYING - SECTOR ANALYSIS



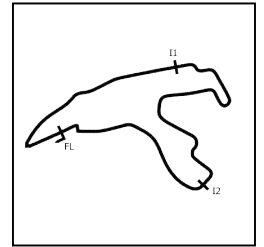
SECTOR 1 = FL to I1, SECTOR 2 = I1 to I2, SECTOR 3 = I2 to FL, DIFF = Difference To Personal Best Lap, P = Crossed Finish Line in Pit Lane, D = Time Disallowed

P7		2 GT3PA Team RJN		McLaren 720S GT3 Evo						
IDEAL LAP TIME : 2:18.485		BEST LAP TIME : 2:19.715		DIFFERENCE : 1.230						
D1: Chris BUNCOMBE		D2: Alex BUNCOMBE								
LAP	SECTOR 1	SECTOR 2	SECTOR 3	LAP TIME	MPH	DIFF	TIME OF DAY			
1 - D1	OUTLAP	146.2	1:14.952	94.5	40.660	94.9				11:48:00.444
2 - D1	44.791	148.4	1:13.513	96.1	40.292	94.3	2:38.596	98.78	18.881	11:50:39.040
3 - D1	44.301	150.8	1:13.318	96.4	40.555	94.1	2:38.174	99.05	18.459	11:53:17.214
4 - D1	44.113	150.8	1:13.347	95.3	40.219	95.3	2:37.679 (3)	99.36	17.964	11:55:54.893
5 - D1	43.926	150.8	1:13.401	95.0	39.801	94.3	2:37.128 (2)	99.71	17.413	11:58:32.021
6 - D1	45.844	92.5	1:17.227	87.9	IN PIT		2:53.394 D	90.35	33.679	12:01:25.415
7 - D2	OUTLAP	144.3	1:13.518	91.1	39.323	95.8	5:40.233 D	50.50	2:50.518	12:06:35.648
8 - D2	42.382	153.5	1:10.473	97.3	38.802	95.5	2:31.657 D	103.30	11.942	12:09:07.305
9 - D2	42.351	153.9	1:14.089	83.5	IN PIT		2:49.714 D	92.31	29.999	12:11:57.019
10 - D2	OUTLAP	152.8	1:06.319	103.2	37.254	99.8	14:18.952	18.24	11:59.237	12:26:15.971
11 - D2	39.936	160.9	1:07.687	103.8	42.087	100.0	2:29.740 D	104.65	9.995	12:28:45.681
12 - D2	42.475	131.5	1:17.179	90.9	39.635	100.0	2:39.289	98.35	19.574	12:31:24.970
13 - D2	39.938	159.7	1:04.602	104.5	35.175	99.4	2:19.715 (1)	112.13		12:33:44.685
14 - D2	39.921	160.9	1:03.389	105.3	IN PIT		2:39.135 D	98.45	19.420	12:36:23.820
15 - D1	OUTLAP	141.5	1:07.675	102.6	36.318	99.4	4:46.260	54.73	2:26.545	12:41:10.080
16 - D1	40.922	159.7	2:08.615	48.5	IN PIT		4:28.427 P	58.36	2:08.712	12:45:38.507

P8		9 GT3PA Paddock Motorsport		McLaren 720S GT3 Evo						
IDEAL LAP TIME : 2:20.692		BEST LAP TIME : 2:20.829		DIFFERENCE : 0.137						
D1: Mark SMITH		D2: Martin PLOWMAN								
LAP	SECTOR 1	SECTOR 2	SECTOR 3	LAP TIME	MPH	DIFF	TIME OF DAY			
1 - D1	OUTLAP	152.1	1:15.023	95.4	40.313	95.3				11:48:02.539
2 - D1	43.916	153.5	1:14.282	95.4	40.535	94.5	2:38.733	98.70	17.904	11:50:41.272
3 - D1	44.159	153.5	1:14.706	94.6	IN PIT		2:54.278 P	89.89	33.449	11:53:35.550
4 - D1	OUTLAP	153.2	1:14.468	94.1	40.255	97.2	6:07.347	42.65	3:46.518	11:59:42.897
5 - D1	43.090	154.6	1:13.286	95.1	40.730	96.0	2:37.106 D	99.72	16.277	12:02:20.003
6 - D1	43.235	154.9	1:12.360	95.1	40.581	95.5	2:36.176	100.31	15.347	12:04:56.179
7 - D1	43.319	154.6	1:12.247	96.2	39.829	95.1	2:35.395	100.82	14.566	12:07:31.574
8 - D1	43.845	156.4	1:13.172	94.1	40.366	95.0	2:37.383	99.55	16.554	12:10:08.957
9 - D1	43.368	154.6	1:13.158	88.3	IN PIT		2:48.504 P	92.97	27.675	12:12:57.461
10 - D1	OUTLAP	155.3	1:15.316	93.3	39.668	97.5	4:26.339	58.82	2:05.510	12:17:23.800
11 - D1	42.353	145.5	1:14.579	100.9	37.916	97.8	2:34.848	101.17	14.019	12:19:58.648
12 - D1	42.715	151.1	1:11.540	100.9	37.435	98.9	2:31.690	103.28	10.861	12:22:30.338
13 - D1	41.213	159.4	1:08.491	102.7	36.616	99.4	2:26.320	107.07	5.491	12:24:56.658
14 - D1	40.704	149.4	1:07.654	103.7	36.688	100.4	2:25.046 D	108.01	4.217	12:27:21.704
15 - D1	40.572	160.9	1:06.089	103.0	36.468	100.4	2:23.129 (3)	109.46	2.300	12:29:44.833
16 - D1	40.411	160.5	1:05.257	104.8	35.564	100.4	2:21.232 (2)	110.93	0.403	12:32:06.065
17 - D1	40.231	160.5	1:04.897	104.5	35.701	100.6	2:20.829 (1)	111.25		12:34:26.894
18 - D1	40.566	160.9	1:20.505	49.9	IN PIT		3:34.485 P	73.04	1:13.656	12:38:01.379
19 - D2	OUTLAP	155.7	1:05.361	104.8	IN PIT		5:00.678 P	52.10	2:39.849	12:43:02.057

2024 British GT Championship

PRE-QUALIFYING - SECTOR ANALYSIS



SECTOR 1 = FL to I1, SECTOR 2 = I1 to I2, SECTOR 3 = I2 to FL, DIFF = Difference To Personal Best Lap, P = Crossed Finish Line in Pit Lane, D = Time Disallowed

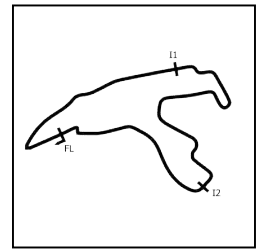
P9		6 GT3PA 2 Seas Motorsport				Mercedes-AMG GT3 Evo					
IDEAL LAP TIME : 2:20.857		BEST LAP TIME : 2:20.857				DIFFERENCE : 0.000					
D1: Ian LOGGIE		D2: Phil KEEN									
LAP		SECTOR 1		SECTOR 2		SECTOR 3		LAP TIME	MPH	DIFF	TIME OF DAY
1 - D1	OUTLAP	127.8	1:16.783	92.6	41.102	97.3		D			11:47:54.249
2 - D1		43.092	153.9	1:14.193	95.8	40.232	98.3	2:37.517	99.46	16.660	11:50:31.766
3 - D1		42.783	153.5	1:13.204	98.3	39.869	96.8	2:35.856	D 100.52	14.999	11:53:07.622
4 - D1		42.648	154.6	1:12.522	99.7	39.348	97.5	2:34.518	101.39	13.661	11:55:42.140
5 - D1		42.437	154.6	1:12.547	98.5	IN PIT		2:47.908	D 93.31	27.051	11:58:30.048
6 - D1	OUTLAP	153.5	1:11.231	99.4	38.719	98.1		5:03.788	51.57	2:42.931	12:03:33.836
7 - D1		41.816	156.0	1:11.006	100.1	39.292	97.2	2:32.114	102.99	11.257	12:06:05.950
8 - D1		41.764	156.4	1:11.143	100.0	40.001	98.1	2:32.908	102.46	12.051	12:08:38.858
9 - D1		42.005	155.7	1:11.983	97.3	40.665	97.8	2:34.653	D 101.30	13.796	12:11:13.511
10 - D1		42.569	154.6	1:10.676	100.9	41.532	97.5	2:34.777	D 101.22	13.920	12:13:48.288
11 - D1		41.846	156.0	1:10.584	100.4	IN PIT		2:41.726	P 96.87	20.869	12:16:30.014
12 - D1	OUTLAP	155.3	1:09.839	95.8	42.186	100.9		12:17.052	21.25	9:56.195	12:28:47.066
13 - D1		40.317	159.0	1:06.549	103.5	36.133	101.2	2:22.999 (2)	109.56	2.142	12:31:10.065
14 - D1		39.787	160.9	1:04.962	104.8	36.108	100.3	2:20.857 (1)	111.22		12:33:30.922
15 - D1		40.276	159.4	1:06.917	101.9	39.428	53.6	2:26.621 (3)	106.85	5.764	12:35:57.543
16 - D1		1:41.289	49.9	1:54.632	100.3	IN PIT		4:22.641	P 59.65	2:01.784	12:40:20.184
17 - D2	OUTLAP	49.7	2:10.466	49.4	IN PIT			6:22.761	P 40.93	4:01.904	12:46:42.945

P10		88 GT3AM Garage 59				McLaren 720S GT3 Evo					
IDEAL LAP TIME : 2:20.040		BEST LAP TIME : 2:20.940				DIFFERENCE : 0.900					
D1: Miguel RAMOS											
LAP		SECTOR 1		SECTOR 2		SECTOR 3		LAP TIME	MPH	DIFF	TIME OF DAY
1 - D1	OUTLAP	145.2	1:20.327	86.3	IN PIT			P			11:51:21.917
2 - D1	OUTLAP	151.4	1:15.313	90.8	IN PIT			7:46.594	P 33.57	5:25.654	11:59:08.511
3 - D1	OUTLAP	126.3	1:12.255	96.0	37.820	100.0		29:44.462	8.77	27:23.522	12:28:52.973
4 - D1		40.330	161.3	1:09.351	104.0	37.788	101.2	2:27.469 (2)	106.24	6.529	12:31:20.442
5 - D1		40.264	160.5	1:04.956	105.6	35.720	101.0	2:20.940 (1)	111.16		12:33:41.382
6 - D1		39.785	161.7	1:04.535	104.6	IN PIT		2:41.056	P 97.27	20.116	12:36:22.438
7 - D1	OUTLAP	49.4	1:35.228	99.7	37.058	101.6		4:02.473	64.61	1:41.533	12:40:24.911
8 - D1		40.362	160.5	1:19.300	48.8	IN PIT		3:43.239	P 70.18	1:22.299	12:44:08.150

P11		59 GT3SA Garage 59				McLaren 720S GT3 Evo					
IDEAL LAP TIME : 2:20.696		BEST LAP TIME : 2:21.587				DIFFERENCE : 0.891					
D1: Shaun BALFE		D2: Adam SMALLEY									
LAP		SECTOR 1		SECTOR 2		SECTOR 3		LAP TIME	MPH	DIFF	TIME OF DAY
1 - D2	OUTLAP	149.1	1:13.731	99.7	IN PIT			P			11:49:12.785
2 - D2	OUTLAP	151.4	1:10.982	96.9	IN PIT			6:04.770	D 42.95	3:43.183	11:55:17.555
3 - D1	OUTLAP	153.9	1:09.209	100.3	38.942	99.4		34:58.290	7.46	32:36.703	12:30:15.845
4 - D1		40.895	157.9	1:04.911	103.2	35.781	99.8	2:21.587 (1)	110.65		12:32:37.432
5 - D1		40.282	159.7	1:05.589	103.8	36.727	100.9	2:22.598 (2)	109.87	1.011	12:35:00.030
6 - D1		40.004	159.0	1:53.222	49.3	IN PIT		4:07.231	P 63.37	1:45.644	12:39:07.261
7 - D2	OUTLAP	156.7	1:12.630	49.1	IN PIT			4:44.146	P 55.13	2:22.559	12:43:51.407

2024 British GT Championship

PRE-QUALIFYING - SECTOR ANALYSIS



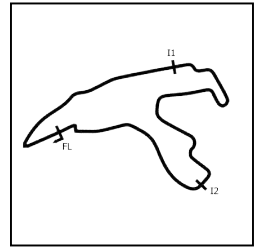
SECTOR 1 = FL to I1, SECTOR 2 = I1 to I2, SECTOR 3 = I2 to FL, DIFF = Difference To Personal Best Lap, P = Crossed Finish Line in Pit Lane, D = Time Disallowed

P12 10 GT3SA Blackthorn		Aston Martin Vantage AMR GT3 Evo						
IDEAL LAP TIME : 2:19.996		BEST LAP TIME : 2:22.111		DIFFERENCE : 2.115				
D1: Matt TOPHAM		D2: Josh ROWLEDGE						
LAP	SECTOR 1	SECTOR 2	SECTOR 3	LAP TIME	MPH	DIFF	TIME OF DAY	
1 - D1	OUTLAP	135.0	1:15.562	97.8	40.527	96.5		
2 - D1	43.687	154.9	1:14.839	93.2	39.433	95.8	2:37.959	
3 - D1	43.253	155.7	1:14.265	98.3	39.269	95.7	2:36.787	
4 - D1	42.869	156.4	1:14.178	95.7	39.382	95.8	2:36.429	
5 - D1	43.415	151.1	1:14.887	94.5	IN PIT		2:50.594 P	
6 - D1	OUTLAP	144.6	1:13.367	98.9	38.925	94.9	6:23.098	
7 - D1	42.394	157.1	1:14.404	95.0	38.913	95.4	2:35.711	
8 - D1	42.693	152.1	1:12.579	98.1	38.709	95.4	2:33.981	
9 - D1	42.045	158.2	1:11.349	98.6	38.650	95.5	2:32.044 (3)	
10 - D1	42.444	158.2	1:11.911	98.8	38.780	94.6	2:33.135	
11 - D1	42.011	159.0	1:11.736	97.6	38.996	95.8	2:32.743	
12 - D1	42.138	157.1	1:12.097	97.6	40.131	95.5	2:34.366	
13 - D1	42.277	158.2	1:11.285	97.8	IN PIT		2:41.566 D	
14 - D1	OUTLAP	154.9	1:12.028	101.6	36.855	98.9	5:12.585	
15 - D1	40.363	162.0	1:06.073	104.3	35.725	99.2	2:22.161 (2)	
16 - D1	39.612	165.2	1:07.242	104.8	35.257	100.3	2:22.111 (1)	
17 - D1	39.865	162.4	1:05.127	104.6	IN PIT		2:37.499 P	

P13 78 GT3PA Barwell Motorsport		Lamborghini Huracan GT3 Evo2						
IDEAL LAP TIME : 2:18.025		BEST LAP TIME : 2:22.209		DIFFERENCE : 4.184				
D1: Alex MARTIN		D2: Sandy MITCHELL						
LAP	SECTOR 1	SECTOR 2	SECTOR 3	LAP TIME	MPH	DIFF	TIME OF DAY	
1 - D2	OUTLAP	128.8	1:14.055	98.2	IN PIT		P	
2 - D2	OUTLAP	142.7	1:12.914	98.8	IN PIT		P	
3 - D2	OUTLAP	147.4	1:12.254	96.9	38.444	98.3	3:08.302 D	
4 - D2	42.323	154.2	1:11.368	99.2	37.962	98.1	2:31.653 D	
5 - D2	42.030	156.0	1:11.876	95.7	IN PIT		2:41.044 P	
6 - D1	OUTLAP	152.5	1:12.008	97.3	39.215	98.5	4:19.967	
7 - D1	42.399	155.3	1:10.900	94.5	38.582	96.6	2:31.881	
8 - D1	42.404	156.4	1:10.929	98.3	38.284	96.0	2:31.617 (2)	
9 - D1	42.347	156.4	1:10.679	97.3	38.290	96.0	2:31.316 D	
10 - D1	42.164	157.5	1:11.495	95.1	38.645	96.2	2:32.304	
11 - D1	42.148	156.0	1:10.950	96.4	38.616	96.2	2:31.714 (3)	
12 - D1	42.667	155.7	1:11.961	97.5	IN PIT		2:42.113 P	
13 - D1	OUTLAP	154.6	1:08.532	102.6	35.937	100.0	7:38.447	
14 - D1	40.398	160.9	1:06.383	103.4	35.428	100.9	2:22.209 (1)	
15 - D1	39.433	160.9	1:04.417	104.2	35.083	100.9	2:48.933 D	
16 - D1	38.943	163.2	1:06.906	103.5	IN PIT		2:30.771 P	
17 - D2	OUTLAP	50.0	2:06.592	66.0	39.806	102.6	5:49.823	
18 - D2	39.612	161.7	1:03.999	103.5	IN PIT		2:45.217 P	

2024 British GT Championship

PRE-QUALIFYING - SECTOR ANALYSIS



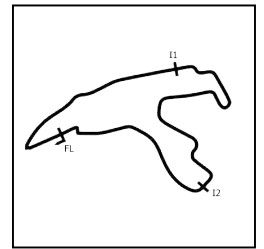
SECTOR 1 = FL to I1, SECTOR 2 = I1 to I2, SECTOR 3 = I2 to FL, DIFF = Difference To Personal Best Lap, P = Crossed Finish Line in Pit Lane, D = Time Disallowed

P14 27 GT3PA Optimum Motorsport		McLaren 720S GT3 Evo						
IDEAL LAP TIME : 2:21.661		BEST LAP TIME : 2:22.218		DIFFERENCE : 0.557				
D1: Mark RADCLIFFE		D2: Tom GAMBLE						
LAP	SECTOR 1	SECTOR 2	SECTOR 3	LAP TIME	MPH	DIFF	TIME OF DAY	
1 - D1	OUTLAP	143.3	1:20.221	91.0	41.296	97.2		
2 - D1	43.788	142.7	1:15.099	96.1	39.955	97.6	2:38.842	
3 - D1	43.460	152.8	1:14.004	96.9	39.960	97.5	2:37.424	
4 - D1	43.286	153.5	1:13.500	97.3	40.040	97.2	2:36.826	
5 - D1	43.098	153.9	1:13.311	96.9	39.872	96.4	2:36.281	
6 - D1	43.021	153.9	1:13.006	98.6	39.621	96.5	2:35.648	
7 - D1	43.171	153.2	1:12.943	96.5	IN PIT		2:47.461 P	
8 - D1	OUTLAP	152.8	1:14.030	91.4	39.632	97.9	4:06.632	
9 - D1	43.700	152.8	1:11.085	98.3	39.394	97.5	2:34.179	
10 - D1	42.234	155.7	1:10.863	96.0	39.697	97.2	2:32.794	
11 - D1	42.442	154.9	1:10.216	98.6	38.939	97.3	2:31.597	
12 - D1	42.382	156.0	1:09.885	98.5	40.268	97.2	2:32.535	
13 - D1	42.065	156.4	1:10.786	98.2	IN PIT		4:25.709 P	
14 - D1	OUTLAP	120.9	1:15.009	98.5	38.829	99.7	3:03.135	
15 - D1	42.141	156.4	1:08.955	96.6	37.543	100.9	2:28.639 (3)	
16 - D1	41.676	157.5	1:06.828	105.0	36.273	100.9	2:24.777 (2)	
17 - D1	41.018	158.2	1:05.274	105.3	35.926	100.9	2:22.218 (1)	
18 - D1	40.461	159.7	1:07.429	89.9	41.158	100.1	2:29.048	
19 - D2	OUTLAP	141.8	2:02.266	49.5	IN PIT		9:46.539 P	

P15 87 GT3PA Blackthorn		Aston Martin Vantage AMR GT3 Evo						
IDEAL LAP TIME : 2:20.394		BEST LAP TIME : 2:22.502		DIFFERENCE : 2.108				
D1: Giacomo PETROBELLI		D2: Jonny ADAM						
LAP	SECTOR 1	SECTOR 2	SECTOR 3	LAP TIME	MPH	DIFF	TIME OF DAY	
1 - D1	OUTLAP	135.0	1:16.369	97.1	40.420	97.9		
2 - D1	42.968	144.6	1:13.903	98.5	39.530	95.7	2:36.401	
3 - D1	42.541	144.6	1:13.721	98.6	39.644	97.3	2:35.906 D	
4 - D1	42.585	154.6	1:13.425	92.5	39.616	96.0	2:35.626 D	
5 - D1	42.450	154.9	1:13.165	99.2	39.349	95.7	2:34.964	
6 - D1	42.630	154.2	1:13.691	90.9	IN PIT		2:44.985 D	
7 - D1	OUTLAP	147.4	1:12.416	99.4	38.921	96.9	4:53.081	
8 - D1	41.767	154.2	1:11.537	95.3	38.779	96.5	2:32.083	
9 - D1	41.774	157.5	1:11.323	99.7	41.454	94.9	2:34.551	
10 - D1	41.772	153.5	1:11.765	99.7	IN PIT		2:40.255 P	
11 - D1	OUTLAP	141.8	1:12.714	101.2	37.822	96.6	5:42.107	
12 - D1	41.116	152.8	1:08.861	103.5	36.876	98.8	2:26.853	
13 - D1	40.373	160.9	1:06.962	103.0	36.414	99.4	2:23.749 (3)	
14 - D1	40.391	161.3	1:06.111	102.7	36.000	100.4	2:22.502 (1)	
15 - D1	40.067	162.4	1:05.598	104.5	37.217	96.0	2:22.882 (2)	
16 - D1	40.108	162.4	1:04.895	104.5	IN PIT		2:28.651 P	
17 - D2	OUTLAP	157.5	1:32.468	49.7	1:24.500	49.5	6:29.593	
18 - D2	1:15.204	73.0	1:08.948	99.2	35.642	100.7	2:59.794	
19 - D2	39.857	149.1	2:04.345	49.8	IN PIT		4:24.020 P	

2024 British GT Championship

PRE-QUALIFYING - SECTOR ANALYSIS



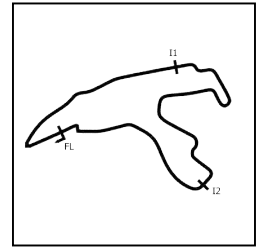
SECTOR 1 = FL to I1, SECTOR 2 = I1 to I2, SECTOR 3 = I2 to FL, DIFF = Difference To Personal Best Lap, P = Crossed Finish Line in Pit Lane, D = Time Disallowed

P16 77 GT3PA Garage 59		McLaren 720S GT3 Evo						
IDEAL LAP TIME : 2:22.570		BEST LAP TIME : 2:22.955		DIFFERENCE : 0.385				
D1: Morgan TILLBROOK		D2: Marcus CLUTTON						
LAP	SECTOR 1	SECTOR 2	SECTOR 3	LAP TIME	MPH	DIFF	TIME OF DAY	
1 - D1	OUTLAP	147.1	1:16.462	94.9	41.100	98.3		
2 - D1	43.651	138.9	1:14.576	96.5	41.683	98.2	2:39.940 D	
3 - D1	43.745	151.1	1:13.481	96.6	39.930	99.1	2:37.156 D	
4 - D1	42.660	152.8	1:11.728	98.6	39.389	97.8	2:33.777 101.88	
5 - D1	44.638	149.1	1:11.671	98.1	42.806	98.8	2:39.115 D	
6 - D1	42.551	154.2	1:11.029	97.6	39.891	97.6	2:33.471 (3) 102.08	
7 - D1	43.195	150.1	1:11.631	96.9	39.207	96.6	2:34.033 101.71	
8 - D1	42.496	153.9	1:10.755	96.0	39.340	96.2	2:32.591 (2) 102.67	
9 - D1	42.663	154.9	1:10.673	98.6	38.921	96.1	2:32.257 D 102.90	
10 - D1	42.399	155.7	1:26.754	29.2	43.629	97.6	2:52.782 90.67	
11 - D1	42.187	153.9	1:13.051	98.2	IN PIT		2:42.548 P 96.38	
12 - D1	OUTLAP	154.9	1:07.012	102.9	37.825	102.1	16:45.274 15.58	
13 - D1	41.038	158.2	1:05.870	104.5	36.047	100.1	2:22.955 (1) 109.59	
14 - D1	40.653	157.9	1:48.663	49.3	1:29.249	49.0	3:58.565 D 65.67	
15 - D1	53.972	158.2	1:11.453	98.5	36.616	101.3	2:42.041 96.68	

P17 15 GT3PA RAM Racing		BMW M4 GT3						
IDEAL LAP TIME : 2:21.072		BEST LAP TIME : 2:23.465		DIFFERENCE : 2.393				
D1: John FERGUSON		D2: Raffaele MARCIELLO						
LAP	SECTOR 1	SECTOR 2	SECTOR 3	LAP TIME	MPH	DIFF	TIME OF DAY	
1 - D1	OUTLAP	138.3	1:18.531	91.6	42.823	98.3		
2 - D1	43.099	143.0	1:14.364	95.1	40.522	97.2	2:37.985 D	
3 - D1	43.353	150.8	1:14.675	95.7	41.140	95.7	2:39.168 98.43	
4 - D1	42.857	152.1	1:13.799	96.9	40.243	97.1	2:36.899 D	
5 - D1	42.672	155.7	1:13.585	96.9	39.555	95.1	2:35.812 D	
6 - D1	42.250	156.0	1:14.641	90.9	IN PIT		2:48.851 D	
7 - D1	OUTLAP	150.8	1:14.343	95.8	IN PIT		3:30.517 D	
8 - D1	OUTLAP	154.9	1:11.107	97.5	38.735	99.4	7:35.058 D	
9 - D1	41.944	155.7	1:10.953	99.7	39.150	95.8	2:32.047 103.04	
10 - D1	41.906	157.1	1:10.721	99.7	39.044	96.1	2:31.671 (3) 103.29	
11 - D1	42.081	156.4	1:11.776	98.1	38.926	96.6	2:32.783 102.54	
12 - D1	41.765	159.4	1:10.516	98.3	38.601	97.2	2:30.882 (2) 103.83	
13 - D1	42.170	157.1	1:10.250	99.4	IN PIT		2:42.645 P	
14 - D1	OUTLAP	141.8	1:16.132	95.0	42.609	101.6	3:30.663 74.37	
15 - D1	40.346	154.9	1:06.876	104.6	36.243	101.2	2:23.465 (1) 109.20	
16 - D1	40.101	164.0	1:05.270	105.1	36.032	99.5	2:21.403 D	
17 - D1	39.780	165.2	1:05.260	103.0	IN PIT		2:32.280 P	

2024 British GT Championship

PRE-QUALIFYING - SECTOR ANALYSIS



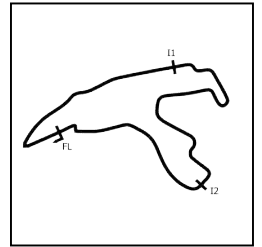
SECTOR 1 = FL to I1, SECTOR 2 = I1 to I2, SECTOR 3 = I2 to FL, DIFF = Difference To Personal Best Lap, P = Crossed Finish Line in Pit Lane, D = Time Disallowed

P18 97 GT3SA Beechdean AMR		Aston Martin Vantage AMR GT3 Evo						
IDEAL LAP TIME : 2:23.756		BEST LAP TIME : 2:23.756		DIFFERENCE : 0.000				
D1: Andrew HOWARD		D2: Jessica HAWKINS						
LAP	SECTOR 1	SECTOR 2	SECTOR 3	LAP TIME	MPH	DIFF	TIME OF DAY	
1 - D2	OUTLAP	127.3	1:17.525	94.5	41.429	96.5		
2 - D2	44.064	155.3	1:13.724	94.9	39.766	95.5		
3 - D2	43.556	156.4	1:13.653	95.8	IN PIT			
				2:48.096	P	93.20	24.340	
4 - D1	OUTLAP	147.8	1:15.005	89.3	40.622	93.7		
5 - D1	43.697	150.8	1:13.815	92.6	40.700	93.3		
6 - D1	43.203	152.5	1:13.684	92.4	39.664	93.5		
7 - D1	43.910	149.7	1:14.590	87.9	40.135	94.2		
8 - D1	44.179	153.5	1:15.974	91.0	IN PIT			
				2:50.141	P	92.08	26.385	
9 - D1	OUTLAP	151.1	1:12.678	93.0	38.719	98.1		
				7:17.196	D	35.83	4:53.440	
10 - D1	41.690	144.3	1:10.777	96.1	38.120	97.9		
11 - D1	41.490	155.3	1:09.018	97.8	37.736	97.8		
12 - D1	41.266	154.2	1:08.120	99.7	37.411	100.0		
13 - D1	40.782	157.5	1:08.652	98.9	36.931	100.0		
14 - D1	40.372	162.4	1:06.591	100.6	36.793	99.7		
				2:23.756	(1)	108.98	12:27:55.493	
15 - D1	40.443	163.6	1:07.712	99.7	IN PIT			
				2:35.960	P	100.45	12:30:31.453	
16 - D2	OUTLAP	156.4	1:09.154	98.3	37.610	98.9		
				4:20.255		60.20	1:56.499	
17 - D2	41.320	160.1	1:52.457	49.3	1:25.628	48.5		
				3:59.405		65.44	1:35.649	
18 - D2	53.137	159.0	1:06.715	101.8	38.410	100.9		
				2:38.262		98.99	14.506	
19 - D2	1:12.653	49.3	2:10.079	49.4	IN PIT			
				4:58.848	P	52.42	2:35.092	

P19 22 GT3SA Century Motorsport		BMW M4 GT3						
IDEAL LAP TIME : 2:19.189		BEST LAP TIME : 2:23.759		DIFFERENCE : 4.570				
D1: Carl CAVERS		D2: Lewis PLATO						
LAP	SECTOR 1	SECTOR 2	SECTOR 3	LAP TIME	MPH	DIFF	TIME OF DAY	
1 - D2	OUTLAP	72.7	1:24.599	95.7	46.935	97.9		
2 - D2	54.494	60.6	1:17.797	90.6	40.184	98.3		
3 - D2	44.788	107.3	1:16.085	93.7	40.097	99.7		
4 - D2	42.487	151.4	1:12.382	99.7	38.986	96.9		
5 - D2	42.368	154.9	1:12.355	99.2	IN PIT			
6 - D1	OUTLAP	152.1	1:16.440	97.1	40.887	97.5		
7 - D1	42.709	157.1	1:13.829	96.9	41.651	98.1		
8 - D1	42.407	156.7	1:13.840	97.5	39.758	96.9		
9 - D1	42.865	156.7	1:12.656	96.9	IN PIT			
				2:45.312	P	94.77	21.553	
10 - D2	OUTLAP	118.7	1:13.427	98.2	38.159	100.3		
				11:36.276		22.50	9:12.517	
11 - D2	40.979	145.5	1:08.005	104.3	36.328	99.1		
				2:25.312	D	107.81	1.553	
12 - D2	40.314	162.0	1:05.443	106.0	35.523	100.9		
				2:21.280	D	110.89	12:27:50.687	
13 - D2	40.600	151.8	1:05.836	98.1	37.323	101.5		
				2:23.759	(1)	108.98	12:30:14.446	
14 - D2	39.766	162.8	1:04.087	102.7	35.336	100.9		
				2:19.189	D	112.56	12:32:33.635	
15 - D2	40.499	161.7	1:05.240	104.0	IN PIT			
				2:30.489	P	104.11	6.730	
16 - D1	OUTLAP	49.5	1:56.152	100.4	37.794	100.0		
				5:08.268		50.82	2:44.509	

2024 British GT Championship

PRE-QUALIFYING - SECTOR ANALYSIS



SECTOR 1 = FL to I1, SECTOR 2 = I1 to I2, SECTOR 3 = I2 to FL, DIFF = Difference To Personal Best Lap, P = Crossed Finish Line in Pit Lane, D = Time Disallowed

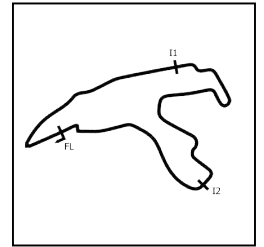
P20 18 GT3PA 2 Seas Motorsport		Mercedes-AMG GT3 Evo								
IDEAL LAP TIME : 2:25.647		BEST LAP TIME : 2:28.052		DIFFERENCE : 2.405						
D1: Kevin TSE		D2: Maximilian GOETZ								
LAP	SECTOR 1	SECTOR 2	SECTOR 3	LAP TIME	MPH	DIFF	TIME OF DAY			
1 - D2	OUTLAP	112.4	1:14.862	97.6	42.057	98.8	D	11:47:50.999		
2 - D2	42.895	130.5	1:13.369	97.6	40.261	98.6	2:36.525 (2)	100.09	8.473	11:50:27.524
3 - D2	43.125	136.3	1:13.683	96.1	39.727	99.4	2:36.535 D	100.08	8.483	11:53:04.059
4 - D2	42.037	156.0	1:14.192	97.2	IN PIT		2:43.915 D	95.58	15.863	11:55:47.974
5 - D1	OUTLAP	152.1	1:13.702	96.8	39.437	97.9	4:24.757	59.17	1:56.705	12:00:12.731
6 - D1	42.161	156.0	1:11.785	100.1	IN PIT		2:40.124 P	97.84	12.072	12:02:52.855
7 - D2	OUTLAP	147.1	1:11.750	91.6	41.120	99.5	4:24.912	59.14	1:56.860	12:07:17.767
8 - D2	41.702	156.4	1:08.831	98.8	38.007	97.3	2:28.540 D	105.47	0.488	12:09:46.307
9 - D2	41.420	156.0	1:08.664	99.4	IN PIT		2:38.167 P	99.05	10.115	12:12:24.474
10 - D2	OUTLAP	155.3	1:10.524	98.3	42.433	98.9	9:49.660	26.57	7:21.608	12:22:14.134
11 - D2	41.217	156.0	1:08.438	95.1	38.397	96.9	2:28.052 (1)	105.82		12:24:42.186
12 - D2	42.097	144.6	1:10.873	97.5	IN PIT		2:41.118 P	97.24	13.066	12:27:23.304
13 - D1	OUTLAP	154.9	1:08.129	104.6	39.331	101.3	7:01.935	37.13	4:33.883	12:34:25.239
14 - D1	40.633	161.3	1:18.170	49.4	IN PIT		3:29.526 P	74.77	1:01.474	12:37:54.765
15 - D2	OUTLAP	156.4	1:07.007	82.8	54.586	101.0	3:53.860	66.99	1:25.808	12:41:48.625
16 - D2	1:36.479	49.5	2:10.436	49.4	IN PIT		5:18.531 P	49.18	2:50.479	12:47:07.156

P21 90 GT4S Optimum Motorsport		McLaren Artura GT4								
IDEAL LAP TIME : 2:30.562		BEST LAP TIME : 2:31.065		DIFFERENCE : 0.503						
D1: Zac MEAKIN		D2: Jack BROWN								
LAP	SECTOR 1	SECTOR 2	SECTOR 3	LAP TIME	MPH	DIFF	TIME OF DAY			
1 - D1	OUTLAP	114.3	1:19.834	90.4	41.623	90.0				12:14:49.769
2 - D1	44.768	144.9	1:12.125	93.4	IN PIT		2:45.857 D	94.46	14.792	12:17:35.626
3 - D1	OUTLAP	144.9	1:11.947	95.1	39.114	90.5	4:46.753	54.63	2:15.688	12:22:22.379
4 - D1	43.532	148.4	1:08.955	96.1	38.578	90.9	2:31.065 (1)	103.71		12:24:53.444
5 - D1	43.392	149.1	1:09.421	95.7	39.299	90.6	2:32.112 D	102.99	1.047	12:27:25.556
6 - D1	43.055	151.1	1:08.929	96.4	IN PIT		2:38.816 P	98.65	7.751	12:30:04.372
7 - D2	OUTLAP	145.2	1:14.023	95.4	39.817	91.4	4:25.075	59.10	1:54.010	12:34:29.447
8 - D2	43.149	149.4	1:33.976	50.1	1:24.249	50.0	3:41.374 (3)	70.77	1:10.309	12:38:10.821
9 - D2	1:19.978	128.5	1:09.697	94.9	38.963	91.5	3:08.638 (2)	83.05	37.573	12:41:19.459

P22 56 GT4S DTO Motorsport		Ginetta G56 GT4 Evo								
IDEAL LAP TIME : 2:30.809		BEST LAP TIME : 2:31.159		DIFFERENCE : 0.350						
D1: Stuart MIDDLETON		D2: Freddie TOMLINSON								
LAP	SECTOR 1	SECTOR 2	SECTOR 3	LAP TIME	MPH	DIFF	TIME OF DAY			
1 - D2	OUTLAP	140.6	1:18.745	92.0	42.840	90.3				11:49:24.814
2 - D2	46.496	142.7	1:18.622	89.8	IN PIT		2:55.452 P	89.29	24.293	11:52:20.266
3 - D2	OUTLAP	121.1	1:23.566	91.8	43.757	88.1	4:49.496	54.11	2:18.337	11:57:09.762
4 - D2	48.647	139.5	1:20.893	90.0	42.026	89.1	2:51.566	91.32	20.407	12:00:01.328
5 - D2	48.030	141.5	1:19.256	89.0	41.775	88.8	2:49.061	92.67	17.902	12:02:50.389
6 - D2	46.572	139.5	1:18.456	93.5	40.807	88.5	2:45.835	94.47	14.676	12:05:36.224
7 - D2	45.786	137.2	1:16.165	94.3	40.294	90.3	2:42.245	96.56	11.086	12:08:18.469
8 - D2	45.698	147.4	1:18.210	90.6	40.896	89.2	2:44.804	95.06	13.645	12:11:03.273
9 - D2	44.662	145.5	1:13.244	94.7	39.769	90.3	2:37.675	99.36	6.516	12:13:40.948
10 - D2	44.509	145.5	1:13.957	90.3	39.299	90.3	2:37.765	99.30	6.606	12:16:18.713
11 - D2	44.156	147.4	1:10.881	96.9	39.471	89.8	2:34.508 (3)	101.40	3.349	12:18:53.221
12 - D2	43.787	148.1	1:10.431	95.8	39.056	90.3	2:33.274 D	102.21	2.115	12:21:26.495
13 - D2	43.629	148.1	1:10.477	96.1	38.750	89.8	2:32.856 (2)	102.49	1.697	12:23:59.351
14 - D2	43.567	148.7	1:09.950	95.7	IN PIT		2:39.978 P	97.93	8.819	12:26:39.329
15 - D1	OUTLAP	146.5	1:13.310	90.3	41.878	91.9	6:35.118	39.65	4:03.959	12:33:14.447
16 - D1	43.025	151.1	1:09.034	95.5	39.100	89.1	2:31.159 (1)	103.64		12:35:45.606
17 - D1	1:37.320	49.5	2:04.055	92.0	39.634	92.1	4:21.009	60.02	1:49.850	12:40:06.615

2024 British GT Championship

PRE-QUALIFYING - SECTOR ANALYSIS



SECTOR 1 = FL to I1, SECTOR 2 = I1 to I2, SECTOR 3 = I2 to FL, DIFF = Difference To Personal Best Lap, P = Crossed Finish Line in Pit Lane, D = Time Disallowed

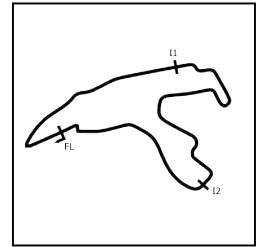
P23 11 GT4S Paddock Motorsport				McLaren Artura GT4			
IDEAL LAP TIME : 2:31.423		BEST LAP TIME : 2:31.423		DIFFERENCE : 0.000			
D1: Alex WALKER		D2: Adam HATFIELD					
LAP	SECTOR 1	SECTOR 2	SECTOR 3	LAP TIME	MPH	DIFF	TIME OF DAY
1 - D2	OUTLAP	137.7	1:19.263	90.6	42.633	88.4	
2 - D2	46.559	136.6	1:18.589	91.4	42.714	88.1	2:47.862 D
3 - D2	46.534	139.8	1:18.424	91.1	42.257	87.6	2:47.215 D
4 - D2	46.430	138.0	1:18.125	89.7	42.250	87.7	2:46.805 D
5 - D2	46.678	141.5	1:18.402	91.0	42.554	87.2	2:47.634 D
6 - D2	46.546	142.4	1:17.960	91.6	IN PIT		2:57.353 P
7 - D1	OUTLAP	142.1	1:17.090	93.5	41.851	87.9	5:33.314 D
8 - D1	46.008	142.4	1:15.622	92.9	41.541	87.8	2:43.171 (2)
9 - D1	45.520	144.3	1:15.102	93.0	42.751	87.0	2:43.373 (3)
10 - D1	45.596	144.3	1:15.669	90.8	IN PIT		2:51.351 P
11 - D1	OUTLAP	143.3	1:13.574	96.6	38.962	90.5	4:08.005
12 - D1	43.806	147.8	1:14.060	93.3	38.563	90.3	2:36.429 D
13 - D1	43.591	148.1	1:09.293	96.4	38.539	87.8	2:31.423 (1)
14 - D1	43.683	147.8	1:10.678	97.1	IN PIT		2:41.403 P
15 - D2	OUTLAP	142.4	1:10.642	96.8	IN PIT		12:48.459 P

P24 62 GT4S Academy Motorsport				Ford Mustang GT4 2024			
IDEAL LAP TIME : 2:30.989		BEST LAP TIME : 2:31.713		DIFFERENCE : 0.724			
D1: Will MOORE		D2: Matt NICOLL-JONES					
LAP	SECTOR 1	SECTOR 2	SECTOR 3	LAP TIME	MPH	DIFF	TIME OF DAY
1 - D2	OUTLAP	123.1	1:18.952	90.6	42.500	90.3	D
2 - D2	46.092	124.0	1:18.710	90.6	42.213	90.1	2:47.015 D
3 - D2	45.539	140.9	1:21.727	74.2	IN PIT		3:04.867 P
4 - D2	OUTLAP	145.8	1:17.472	86.5	IN PIT		4:06.037 P
5 - D1	OUTLAP	126.6	1:18.187	91.8	IN PIT		6:03.081 P
6 - D1	OUTLAP	142.4	1:15.236	95.8	40.121	92.6	14:39.274
7 - D1	44.255	144.6	1:13.882	96.4	39.502	92.6	2:37.639 D
8 - D1	43.985	141.5	1:11.412	97.1	39.317	93.2	2:34.714 (3)
9 - D1	43.461	150.1	1:10.950	97.2	38.987	92.8	2:33.398 D
10 - D1	43.188	151.8	1:10.451	97.2	39.988	93.3	2:33.627 (2)
11 - D1	43.090	153.9	1:09.970	95.5	38.653	92.8	2:31.713 (1)
12 - D2	OUTLAP	77.9	1:12.789	96.9	39.493	93.3	8:19.740
13 - D2	42.820	155.3	2:07.518	50.0	IN PIT		4:27.830 D

P25 58 GT4PA CWS Racing				Ginetta G56 GT4 Evo			
IDEAL LAP TIME : 2:31.574		BEST LAP TIME : 2:32.586		DIFFERENCE : 1.012			
D1: Colin WHITE		D2: Thomas HOLLAND					
LAP	SECTOR 1	SECTOR 2	SECTOR 3	LAP TIME	MPH	DIFF	TIME OF DAY
1 - D1	OUTLAP	125.6	1:19.624	90.5	43.393	87.4	
2 - D1	46.902	138.3	1:17.414	91.3	44.009	87.9	2:48.325 D
3 - D1	47.035	133.1	1:18.595	90.9	42.518	88.6	2:48.148
4 - D1	46.431	139.5	1:18.837	90.5	43.786	86.2	2:49.054
5 - D1	46.602	140.3	1:18.107	89.5	IN PIT		2:59.454 P
6 - D1	OUTLAP	96.6	1:23.579	91.0	43.369	87.2	4:45.315
7 - D1	47.235	126.6	1:18.846	92.6	41.500	87.2	2:47.581
8 - D1	47.533	127.5	1:16.997	92.1	40.966	89.8	2:45.496 D
9 - D1	46.539	134.7	1:14.857	92.6	40.223	89.1	2:41.619
10 - D1	45.874	139.5	1:14.619	95.7	39.844	88.5	2:40.337
11 - D1	45.003	142.1	1:12.894	94.1	39.480	88.7	2:37.377 (3)
12 - D1	44.757	144.9	1:12.020	93.2	IN PIT		2:46.224 P
13 - D2	OUTLAP	131.0	1:13.392	89.0	40.763	90.4	4:04.762
14 - D2	46.755	120.9	1:11.122	93.9	39.742	91.4	2:37.649 D
15 - D2	43.987	148.1	1:10.079	97.1	39.133	91.8	2:33.199 (2)
16 - D2	43.705	148.4	1:09.719	97.8	39.162	91.8	2:32.586 (1)
17 - D2	43.472	150.1	1:09.123	97.3	45.421	50.0	2:38.016
18 - D2	1:42.408	49.3	1:48.268	96.1	38.979	92.0	4:09.655
19 - D2	43.494	149.4	1:26.619	49.8	IN PIT		3:50.294 P

2024 British GT Championship

PRE-QUALIFYING - SECTOR ANALYSIS



SECTOR 1 = FL to I1, SECTOR 2 = I1 to I2, SECTOR 3 = I2 to FL, DIFF = Difference To Personal Best Lap, P = Crossed Finish Line in Pit Lane, D = Time Disallowed

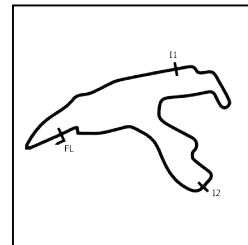
P26		7 GT4S		Forsetti Motorsport		Aston Martin Vantage AMR GT4 Evo			
IDEAL LAP TIME : 2:31.157		BEST LAP TIME : 2:32.594		DIFFERENCE : 1.437					
D1: Jamie DAY		D2: Mikey PORTER							
LAP		SECTOR 1	SECTOR 2	SECTOR 3	LAP TIME	MPH	DIFF	TIME OF DAY	
1 - D2	OUTLAP	141.2	1:18.706	89.5	43.217	90.8		11:49:22.559	
2 - D2	45.639	144.6	1:17.321	90.9	41.668	88.8	2:44.628 D	11:52:07.187	
3 - D2	45.570	145.2	1:20.338	76.6	IN PIT		3:03.735 D	11:55:10.922	
4 - D2	OUTLAP	131.8	1:20.356	92.8	41.482	89.2	42:52.434 D	12:08:03.356	
5 - D2	45.160	144.0	1:14.647	94.1	40.542	89.5	2:40.349	12:10:43.705	
6 - D2	44.529	145.5	1:12.702	93.7	40.008	89.3	2:37.239	12:13:20.944	
7 - D2	43.968	139.8	1:11.603	96.5	39.347	89.5	2:34.948 D	12:15:55.862	
8 - D2	43.611	149.7	1:10.872	96.6	39.045	89.9	2:33.528 (3)	12:18:29.390	
9 - D2	43.335	149.7	1:10.207	95.8	39.052	89.8	2:32.594 (1)	12:21:01.984	
10 - D2	43.484	150.8	1:10.349	98.2	39.279	91.0	2:33.112 (2)	12:23:35.096	
11 - D2	43.128	152.1	1:09.694	97.3	39.116	90.3	2:34.938 D	12:26:07.034	
12 - D2	43.189	152.1	1:09.306	96.9	38.723	90.5	2:34.248 D	12:28:38.252	
13 - D2	43.575	150.8	1:10.303	97.5	IN PIT		2:43.322 P	12:31:21.574	
14 - D1	OUTLAP	48.9	1:18.407	92.8	40.189	87.1	9:34.373	12:40:55.947	
15 - D1	45.605	140.9	1:57.985	50.6	IN PIT		4:16.535 P	12:45:12.482	

P27		61 GT4S		Academy Motorsport		Ford Mustang GT4 2024			
IDEAL LAP TIME : 2:32.606		BEST LAP TIME : 2:32.606		DIFFERENCE : 0.000					
D1: Marco SIGNORETTI		D2: Erik EVANS							
LAP		SECTOR 1	SECTOR 2	SECTOR 3	LAP TIME	MPH	DIFF	TIME OF DAY	
1 - D1	OUTLAP	118.1	1:19.318	89.3	43.843	90.3		11:49:19.310	
2 - D1	45.630	140.6	1:18.193	90.4	42.486	88.5	2:46.309	11:52:05.619	
3 - D1	45.670	141.5	1:18.932	87.0	42.441	89.1	2:47.043	11:54:52.662	
4 - D1	46.219	136.3	1:18.940	90.3	IN PIT		2:57.230 P	11:57:49.892	
5 - D1	OUTLAP	122.6	1:19.171	89.4	41.689	91.5	16:17.736	12:14:07.628	
6 - D1	45.209	137.5	1:14.681	94.9	41.066	91.1	2:40.956	12:16:48.584	
7 - D1	45.309	142.1	1:12.592	96.6	39.604	92.4	2:37.505 (3)	12:19:26.089	
8 - D1	45.365	143.3	1:11.572	96.8	38.952	92.1	2:35.889 (2)	12:22:01.978	
9 - D1	43.864	147.8	1:12.186	95.1	39.063	92.4	2:35.443 D	12:24:37.091	
10 - D1	43.510	153.5	1:10.502	96.6	38.594	92.6	2:32.606 (1)	12:27:09.697	
11 - D1	43.864	151.1	1:12.431	92.6	IN PIT		2:44.560 P	12:29:54.257	
12 - D2	OUTLAP	146.5	1:12.149	96.4	42.622	91.9	5:50.928	12:35:45.185	
13 - D2	1:36.168	49.8	2:01.263	93.5	39.507	92.9	4:16.938	12:40:02.123	
14 - D2	43.517	153.9	1:12.533	50.6	IN PIT		3:31.211 P	12:43:33.334	

P28		29 GT4PA		Century Motorsport		BMW M4 GT4			
IDEAL LAP TIME : 2:31.964		BEST LAP TIME : 2:32.847		DIFFERENCE : 0.883					
D1: Ian GOUGH		D2: Tom WRIGLEY							
LAP		SECTOR 1	SECTOR 2	SECTOR 3	LAP TIME	MPH	DIFF	TIME OF DAY	
1 - D1	OUTLAP	133.6	1:19.175	90.3	42.367	87.8		11:49:08.016	
2 - D1	46.964	140.6	1:17.547	91.4	42.461	87.6	2:46.972	11:51:54.988	
3 - D1	46.565	143.7	1:18.398	89.2	42.684	87.7	2:47.647 D	11:54:42.635	
4 - D1	46.466	144.6	1:18.384	90.1	42.910	86.9	2:47.760	11:57:30.395	
5 - D1	46.634	143.7	1:17.981	90.6	IN PIT		2:55.501 P	12:00:25.896	
6 - D1	OUTLAP	144.6	1:16.524	89.9	42.283	87.6	5:00.414 D	12:05:26.307	
7 - D1	45.844	143.0	1:16.273	89.4	42.162	83.9	2:44.279 D	12:08:10.586	
8 - D1	50.050	135.8	1:17.552	88.6	IN PIT		2:57.206 D	12:11:07.792	
9 - D2	OUTLAP	129.3	1:16.496	94.9	41.819	88.4	9:32.420 D	12:20:40.212	
10 - D2	44.796	146.8	1:11.024	95.0	39.067	89.1	2:34.887	12:23:15.099	
11 - D2	45.278	145.8	1:10.078	94.9	38.812	89.4	2:34.168 (3)	12:25:49.267	
12 - D2	44.639	148.4	1:09.654	95.3	38.554	89.8	2:32.847 (1)	12:28:22.114	
13 - D2	44.878	148.7	1:09.744	93.9	38.518	90.0	2:33.140 (2)	12:30:55.254	
14 - D2	43.846	150.8	1:09.600	94.1	IN PIT		2:41.777 P	12:33:37.031	
15 - D1	OUTLAP	137.2	2:02.786	49.9	1:24.069	87.6	5:40.964	12:39:17.995	
16 - D1	44.559	148.7	1:10.403	93.7	39.364	90.5	2:34.326	12:41:52.321	
17 - D1	1:41.215	49.6	2:10.335	49.8	IN PIT		5:25.963 P	12:47:18.284	

2024 British GT Championship

PRE-QUALIFYING - SECTOR ANALYSIS



SECTOR 1 = FL to I1, SECTOR 2 = I1 to I2, SECTOR 3 = I2 to FL, DIFF = Difference To Personal Best Lap, P = Crossed Finish Line in Pit Lane, D = Time Disallowed

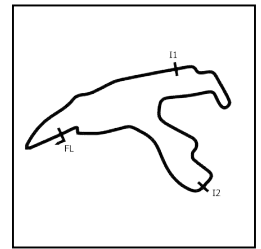
P29 20 GT4PA Mahiki Racing		Lotus Emira GT4						
IDEAL LAP TIME : 2:29.309		BEST LAP TIME : 2:32.855		DIFFERENCE : 3.546				
D1: Ian DUGGAN		D2: Gordie MUTCH						
LAP	SECTOR 1	SECTOR 2	SECTOR 3	LAP TIME	MPH	DIFF	TIME OF DAY	
1 - D2	OUTLAP	118.5	1:22.146	91.8	42.539	88.8		
2 - D2	46.523	127.3	1:17.533	88.1	46.360	89.5	2:50.416	
3 - D2	45.527	144.0	1:17.038	92.0	41.639	88.6	2:44.204 D	
4 - D2	45.877	138.9	1:16.704	92.8	41.366	88.4	2:43.947 (2)	
5 - D2	45.814	143.3	1:16.760	92.4	IN PIT		2:51.820 P	
6 - D2	OUTLAP	99.2	1:27.854	85.3	IN PIT		5:17.670 P	
7 - D1	OUTLAP	125.2	1:18.809	86.2	44.178	88.8	5:36.968	
8 - D1	47.043	141.2	1:17.355	90.8	42.627	87.2	2:47.025 (3)	
9 - D1	47.786	136.6	1:19.990	88.4	IN PIT		3:01.198 P	
10 - D2	OUTLAP	123.1	2:14.320	94.1	40.516	90.9	6:04.846	
11 - D2	44.420	147.4	1:10.120	97.2	38.315	91.3	2:32.855 (1) 102.49	
12 - D2	43.220	150.8	1:08.849	97.8	38.014	91.3	2:30.083 D	
13 - D2	42.991	150.4	1:08.304	97.6	IN PIT		2:36.494 P	
14 - D1	OUTLAP	138.0	1:14.067	88.1	46.072	90.3	4:57.561	
15 - D1	1:34.463	49.9	2:03.265	89.8	42.761	90.4	4:20.489	

P30 71 GT4PA Century Motorsport		BMW M4 GT4						
IDEAL LAP TIME : 2:31.690		BEST LAP TIME : 2:32.873		DIFFERENCE : 1.183				
D1: Ravi RAMYEAD		D2: Charlie ROBERTSON						
LAP	SECTOR 1	SECTOR 2	SECTOR 3	LAP TIME	MPH	DIFF	TIME OF DAY	
1 - D1	OUTLAP	140.9	1:18.170	90.5	42.334	87.0		
2 - D1	46.857	143.0	1:18.212	91.1	45.858	87.1	2:50.927	
3 - D1	46.737	142.4	1:17.771	91.4	42.119	87.4	2:46.627 (3)	
4 - D1	46.459	143.3	1:17.443	91.5	IN PIT		2:55.262 P	
5 - D2	OUTLAP	115.3	1:28.200	78.8	45.187	87.2	5:21.837	
6 - D2	48.331	106.1	1:21.875	86.4	42.938	88.6	2:53.144	
7 - D2	45.862	144.0	1:15.170	91.9	41.520	87.1	2:42.552 D	
8 - D2	45.986	145.8	1:15.073	91.3	IN PIT		2:49.960 P	
9 - D2	OUTLAP	112.9	1:22.755	89.3	IN PIT		3:16.837 P	
10 - D1	OUTLAP	127.0	1:14.787	93.2	41.401	89.5	8:26.661	
11 - D1	44.050	149.7	1:11.536	97.3	38.966	89.1	2:34.552 (2)	
12 - D1	43.735	150.8	1:10.538	96.5	38.600	90.9	2:32.873 (1) 102.48	
13 - D1	44.781	147.4	1:11.565	96.2	IN PIT		2:44.376 P	
14 - D2	OUTLAP	147.1	1:09.799	97.8	38.755	90.3	3:40.969	
15 - D2	43.586	151.1	1:16.258	49.8	1:25.056	49.5	3:24.900	
16 - D2	1:39.978	88.8	1:10.562	96.9	39.170	91.6	3:29.710	
17 - D2	43.291	150.4	2:07.650	49.8	IN PIT		4:25.451 P	

P31 95 GT4S RACELAB		McLaren Artura GT4						
IDEAL LAP TIME : 2:31.283		BEST LAP TIME : 2:33.206		DIFFERENCE : 1.923				
D1: Callum DAVIES		D2: Sai SANJAY						
LAP	SECTOR 1	SECTOR 2	SECTOR 3	LAP TIME	MPH	DIFF	TIME OF DAY	
1 - D2	OUTLAP	131.0	1:15.943	95.0	40.316	88.1		
2 - D2	45.119	144.3	1:10.828	95.7	39.111	89.1	2:35.058 (2)	
3 - D2	44.117	147.4	1:10.342	96.2	38.747	89.7	2:33.206 (1) 102.26	
4 - D2	43.776	147.4	1:10.124	93.9	41.866	90.8	2:35.766 (3)	
5 - D2	43.541	147.8	1:09.460	95.3	38.701	89.8	2:31.702 D	
6 - D2	43.556	148.1	1:09.041	96.2	IN PIT		2:38.634 D	
7 - D1	OUTLAP	143.7	1:13.325	94.1	39.385	90.8	3:56.228 D	
8 - D1	43.951	148.4	2:03.155	48.8	1:24.012	86.7	4:11.118	
9 - D1	44.302	147.4	1:10.394	95.3	39.384	91.3	2:34.080	
10 - D1	1:38.962	47.8	2:12.126	49.0	IN PIT		5:25.725 P	

2024 British GT Championship

PRE-QUALIFYING - SECTOR ANALYSIS



SECTOR 1 = FL to I1, SECTOR 2 = I1 to I2, SECTOR 3 = I2 to FL, DIFF = Difference To Personal Best Lap, P = Crossed Finish Line in Pit Lane, D = Time Disallowed

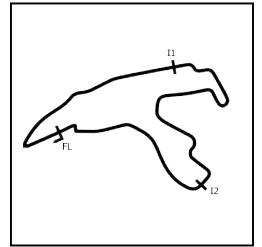
P32 47 GT4PA Forsetti Motorsport		Aston Martin Vantage AMR GT4 Evo						
IDEAL LAP TIME : 2:32.296		BEST LAP TIME : 2:33.508		DIFFERENCE : 1.212				
D1: Marc WARREN		D2: William ORTON						
LAP	SECTOR 1	SECTOR 2	SECTOR 3	LAP TIME	MPH	DIFF	TIME OF DAY	
1 - D2	OUTLAP	130.0	1:19.089	89.2	43.033	90.5		
2 - D2	45.877	145.5	1:17.333	90.0	41.833	89.7		
3 - D2	45.787	142.7	1:17.382	81.4	IN PIT			
4 - D2	OUTLAP	123.3	1:20.298	90.3	41.952	89.2		
5 - D2	45.520	143.0	1:16.121	93.4	40.303	89.9		
6 - D2	44.547	144.9	1:13.104	96.5	39.345	90.5		
7 - D2	43.970	147.8	1:11.425	96.5	39.437	90.5		
8 - D2	43.921	138.0	1:12.038	96.9	IN PIT			
9 - D1	OUTLAP	123.1	1:12.939	96.9	39.732	90.6		
10 - D1	44.017	150.1	1:10.750	94.3	38.975	89.9		
11 - D1	44.484	151.1	1:10.205	96.6	38.935	91.8		
12 - D1	43.563	150.1	1:10.914	97.2	39.031	91.4		
13 - D1	43.731	150.1	1:09.798	96.1	IN PIT			
14 - D1	OUTLAP	110.3	1:13.528	96.9	39.653	91.8		
15 - D1	44.594	97.1	2:05.845	50.1	IN PIT			

P33 44 GT4PA Toyota Gazoo Racing UK		Toyota GR Supra GT4 Evo						
IDEAL LAP TIME : 2:33.990		BEST LAP TIME : 2:34.689		DIFFERENCE : 0.699				
D1: Kavi JUNDU		D2: Dan VAUGHAN						
LAP	SECTOR 1	SECTOR 2	SECTOR 3	LAP TIME	MPH	DIFF	TIME OF DAY	
1 - D1	OUTLAP	142.1	1:19.681	87.6	43.914	87.7		
2 - D1	47.066	141.8	1:18.098	89.3	44.111	86.4		
3 - D1	47.256	140.3	1:18.850	87.3	44.177	85.8		
4 - D1	48.160	135.0	1:18.768	89.9	IN PIT			
5 - D1	OUTLAP	139.5	1:17.685	89.9	IN PIT			
6 - D1	OUTLAP	139.5	1:16.484	89.9	42.726	88.1		
7 - D1	46.626	139.2	1:17.458	90.9	43.031	87.9		
8 - D1	46.884	138.0	1:16.992	89.0	IN PIT			
9 - D1	OUTLAP	135.0	1:16.846	95.3	40.779	90.9		
10 - D1	45.071	147.1	1:13.855	94.5	39.410	91.8		
11 - D1	44.162	151.1	1:11.246	95.7	39.683	91.5		
12 - D1	44.248	150.1	1:11.052	95.8	39.389	92.1		
13 - D1	44.170	149.7	1:11.196	95.0	IN PIT			
14 - D2	OUTLAP	147.8	1:10.585	95.8	50.498	49.3		
15 - D2	1:42.318	49.0	1:46.007	94.5	39.575	92.3		
16 - D2	44.016	150.1	1:24.356	49.5	IN PIT			

P34 17 GT4S RAM Racing		Mercedes-AMG GT4						
IDEAL LAP TIME : 2:32.067		BEST LAP TIME : 2:35.050		DIFFERENCE : 2.983				
D1: Luca HOPKINSON		D2: Harry GEORGE						
LAP	SECTOR 1	SECTOR 2	SECTOR 3	LAP TIME	MPH	DIFF	TIME OF DAY	
1 - D2	OUTLAP	130.3	1:19.408	90.0	42.545	88.1		
2 - D2	47.107	142.4	1:20.014	90.8	42.688	87.7		
3 - D2	47.009	141.2	1:18.560	90.0	42.880	86.7		
4 - D2	47.237	142.7	1:18.797	88.3	IN PIT			
5 - D2	OUTLAP	141.5	1:16.529	91.4	41.809	87.0		
6 - D2	46.474	142.7	1:16.867	92.0	41.909	87.1		
7 - D2	46.148	143.3	1:16.770	91.3	IN PIT			
8 - D2	OUTLAP	117.3	1:14.961	95.5	40.756	87.9		
9 - D2	44.665	146.5	1:12.607	95.3	39.683	89.4		
10 - D2	44.562	146.8	1:11.124	95.7	39.433	88.5		
11 - D2	44.490	145.2	1:12.648	95.3	39.194	89.5		
12 - D2	43.843	148.7	1:11.675	92.5	39.532	89.3		
13 - D2	44.036	148.7	1:11.651	95.5	IN PIT			
14 - D1	OUTLAP	147.1	1:11.138	95.4	42.052	90.1		
15 - D1	43.587	148.4	1:09.480	96.5	48.759	49.0		
16 - D1	1:43.232	48.9	1:46.661	95.3	45.003	91.0		
17 - D1	43.393	122.0	1:51.689	49.6	IN PIT			

2024 British GT Championship

PRE-QUALIFYING - SECTOR ANALYSIS



SECTOR 1 = FL to I1, SECTOR 2 = I1 to I2, SECTOR 3 = I2 to FL, DIFF = Difference To Personal Best Lap, P = Crossed Finish Line in Pit Lane, D = Time Disallowed

P35 12 GT4PA Paddock Motorsport		Mercedes-AMG GT4						
IDEAL LAP TIME : 2:33.434		BEST LAP TIME : 2:35.141		DIFFERENCE : 1.707				
D1: Ed MCDERMOTT		D2: Matt COWLEY						
LAP	SECTOR 1	SECTOR 2	SECTOR 3	LAP TIME	MPH	DIFF	TIME OF DAY	
1 - D2	OUTLAP	137.7	1:16.836	89.5	41.752	88.3		
2 - D2	46.107	137.7	1:17.411	90.0	42.130	88.6	2:45.648	
3 - D2	45.905	145.8	1:17.387	90.3	42.130	88.4	2:45.422 (3) 94.71	
4 - D2	45.927	143.3	1:17.198	91.3	42.280	88.3	2:45.405 (2) 94.72	
5 - D2	46.173	143.3	1:21.323	85.3	IN PIT		3:00.246 P 86.92	
6 - D1	OUTLAP	141.2	1:20.114	86.8	44.662	88.4	5:12.269	
7 - D1	47.791	140.3	1:20.038	87.1	43.742	88.7	2:51.571	
8 - D1	47.512	124.0	1:18.826	87.8	43.892	88.6	2:50.230	
9 - D1	46.991	142.1	1:18.246	86.9	43.758	88.4	2:48.995	
10 - D1	47.234	137.7	1:18.468	88.6	43.798	88.8	2:49.500	
11 - D1	46.859	141.8	1:23.521	87.1	IN PIT		3:03.027 P 85.60	
12 - D2	OUTLAP	115.3	1:19.413	89.9	IN PIT		5:18.371 P 49.21	
13 - D2	OUTLAP	120.4	1:17.066	95.8	40.728	91.1	5:46.164	
14 - D2	44.457	143.3	1:11.912	97.3	38.772	91.3	2:35.141 (1) 100.98	
15 - D2	43.769	149.4	1:10.893	51.7	IN PIT		3:28.082 P 75.29	
16 - D1	OUTLAP	126.1	1:17.140	92.1	44.510	49.3	4:31.039	
17 - D1	1:43.660	48.5	2:11.041	48.8	IN PIT		5:30.380 P 47.42	

P36 31 GT4PA Team Parker Racing		Mercedes-AMG GT4						
IDEAL LAP TIME : 2:32.318		BEST LAP TIME : 2:46.233		DIFFERENCE : 13.915				
D1: Charles DAWSON		D2: Seb MORRIS						
LAP	SECTOR 1	SECTOR 2	SECTOR 3	LAP TIME	MPH	DIFF	TIME OF DAY	
1 - D1	OUTLAP	141.8	1:17.904	87.1	42.698	88.4		
2 - D1	46.750	144.6	1:17.072	92.3	42.411	88.1	2:46.233 (1) 94.25	
3 - D1	46.524	144.3	1:16.728	90.9	42.319	86.9	2:45.574 D 94.62	
4 - D1	47.998	142.4	1:19.731	89.9	IN PIT		2:59.632 D 87.21	
5 - D2	OUTLAP	143.3	1:20.751	88.5	IN PIT		5:13.397 P 49.99	
6 - D1	OUTLAP	126.3	1:14.111	95.3	43.570	90.4	17:04.668	
7 - D1	44.391	148.7	1:11.561	94.9	39.520	88.6	2:35.472 D 100.77	
8 - D1	43.731	149.7	1:09.632	95.3	39.268	88.4	2:32.634 D 102.64	
9 - D1	43.418	151.1	1:10.437	96.2	39.573	90.9	2:33.428 D 102.11	
10 - D1	43.557	149.7	2:02.909	49.5	IN PIT		4:18.552 P 60.59	
11 - D2	OUTLAP	121.1	1:57.770	49.4	IN PIT		5:31.844 P 47.21	

2024 British GT Championship

PRE-QUALIFYING - BEST SECTORS

SECTOR 1				SECTOR 2				SECTOR 3				IDEAL / BEST COMPARISON			
POS	NO	NAME	TIME	NO	NAME	TIME	NO	NAME	TIME	POS	NO	NAME	IDEAL	BEST	DIFF
													PERFECT LAP	2:17.337	
1	78	Barwell Motorsport	38.943	99	Greystone GT	1:03.311	78	Barwell Motorsport	35.083	1	78	Barwell Motorsport	2:18.025	2:22.209	4.184
2	32	J&S Racing	39.064	63	Barwell Motorsport	1:03.316	63	Barwell Motorsport	35.091	2	63	Barwell Motorsport	2:18.036	2:18.093	0.057
3	10	Blackthorn	39.612	2	Team RJN	1:03.389	99	Greystone GT	35.168	3	32	J&S Racing	2:18.212	2:18.581	0.369
4	63	Barwell Motorsport	39.629	8	Team Abba Racing	1:03.458	2	Team RJN	35.175	4	99	Greystone GT	2:18.242	2:18.696	0.454
5	99	Greystone GT	39.763	67	Orange Racing by JMH	1:03.762	3	Greystone GT	35.217	5	2	Team RJN	2:18.485	2:19.715	1.230
6	22	Century Motorsport	39.766	3	Greystone GT	1:03.853	10	Blackthorn	35.257	6	8	Team Abba Racing	2:18.720	2:19.189	0.469
7	15	RAM Racing	39.780	32	J&S Racing	1:03.855	67	Orange Racing by JMH	35.292	7	67	Orange Racing by JMH	2:18.902	2:19.066	0.164
8	88	Garage 59	39.785	78	Barwell Motorsport	1:03.999	32	J&S Racing	35.293	8	3	Greystone GT	2:19.058	2:19.058	0.000
9	6	2 Seas Motorsport	39.787	22	Century Motorsport	1:04.087	22	Century Motorsport	35.336	9	22	Century Motorsport	2:19.189	2:19.189	0.000
10	8	Team Abba Racing	39.828	88	Garage 59	1:04.535	8	Team Abba Racing	35.434	10	10	Blackthorn	2:19.996	2:22.111	2.115
11	67	Orange Racing by JMH	39.848	87	Blackthorn	1:04.895	9	Paddock Motorsport	35.564	11	88	Garage 59	2:20.040	2:27.469	7.429
12	87	Blackthorn	39.857	9	Paddock Motorsport	1:04.897	87	Blackthorn	35.642	12	87	Blackthorn	2:20.394	2:22.502	2.108
13	2	Team RJN	39.921	59	Garage 59	1:04.911	88	Garage 59	35.720	13	9	Paddock Motorsport	2:20.692	2:20.829	0.137
14	3	Greystone GT	39.988	6	2 Seas Motorsport	1:04.962	59	Garage 59	35.781	14	59	Garage 59	2:20.696	2:21.587	0.891
15	59	Garage 59	40.004	10	Blackthorn	1:05.127	27	Optimum Motorsport	35.926	15	6	2 Seas Motorsport	2:20.857	2:20.857	0.000
16	9	Paddock Motorsport	40.231	15	RAM Racing	1:05.260	15	RAM Racing	36.032	16	15	RAM Racing	2:21.072	2:21.403	0.331
17	97	Beechdean AMR	40.372	27	Optimum Motorsport	1:05.274	77	Garage 59	36.047	17	27	Optimum Motorsport	2:21.661	2:22.218	0.557
18	27	Optimum Motorsport	40.461	77	Garage 59	1:05.870	6	2 Seas Motorsport	36.108	18	77	Garage 59	2:22.570	2:22.955	0.385
19	18	2 Seas Motorsport	40.633	97	Beechdean AMR	1:06.591	97	Beechdean AMR	36.793	19	97	Beechdean AMR	2:23.756	2:23.756	0.000
20	77	Garage 59	40.653	18	2 Seas Motorsport	1:07.007	18	2 Seas Motorsport	38.007	20	18	2 Seas Motorsport	2:25.647	2:28.052	2.405
21	62	Academy Motorsport	42.820	20	Mahiki Racing	1:08.304	20	Mahiki Racing	38.014	21	20	Mahiki Racing	2:29.309	2:30.083	0.774
22	20	Mahiki Racing	42.991	90	Optimum Motorsport	1:08.929	29	Century Motorsport	38.518	22	90	Optimum Motorsport	2:30.562	2:31.065	0.503
23	56	DTO Motorsport	43.025	56	DTO Motorsport	1:09.034	11	Paddock Motorsport	38.539	23	56	DTO Motorsport	2:30.809	2:31.159	0.350
24	90	Optimum Motorsport	43.055	95	RACELAB	1:09.041	90	Optimum Motorsport	38.578	24	62	Academy Motorsport	2:30.989	2:31.713	0.724
25	7	Forsetti Motorsport	43.128	58	CWS Racing	1:09.123	61	Academy Motorsport	38.594	25	7	Forsetti Motorsport	2:31.157	2:31.938	0.781
26	71	Century Motorsport	43.291	11	Paddock Motorsport	1:09.293	71	Century Motorsport	38.600	26	95	RACELAB	2:31.283	2:31.702	0.419
27	17	RAM Racing	43.393	7	Forsetti Motorsport	1:09.306	62	Academy Motorsport	38.653	27	11	Paddock Motorsport	2:31.423	2:31.423	0.000
28	31	Team Parker Racing	43.418	17	RAM Racing	1:09.480	95	RACELAB	38.701	28	58	CWS Racing	2:31.574	2:32.586	1.012
29	58	CWS Racing	43.472	62	Academy Motorsport	1:09.516	7	Forsetti Motorsport	38.723	29	71	Century Motorsport	2:31.690	2:32.873	1.183
30	61	Academy Motorsport	43.510	29	Century Motorsport	1:09.600	56	DTO Motorsport	38.750	30	29	Century Motorsport	2:31.964	2:32.847	0.883
31	95	RACELAB	43.541	31	Team Parker Racing	1:09.632	12	Paddock Motorsport	38.772	31	17	RAM Racing	2:32.067	2:35.050	2.983
32	47	Forsetti Motorsport	43.563	47	Forsetti Motorsport	1:09.798	47	Forsetti Motorsport	38.935	32	47	Forsetti Motorsport	2:32.296	2:33.508	1.212
33	11	Paddock Motorsport	43.591	71	Century Motorsport	1:09.799	58	CWS Racing	38.979	33	31	Team Parker Racing	2:32.318	2:32.631	0.313
34	12	Paddock Motorsport	43.769	61	Academy Motorsport	1:10.502	17	RAM Racing	39.194	34	61	Academy Motorsport	2:32.606	2:35.113	2.507
35	29	Century Motorsport	43.846	44	Toyota Gazoo Racing UK	1:10.585	31	Team Parker Racing	39.268	35	12	Paddock Motorsport	2:33.434	2:35.141	1.707
36	44	Toyota Gazoo Racing UK	44.016	12	Paddock Motorsport	1:10.893	44	Toyota Gazoo Racing UK	39.389	36	44	Toyota Gazoo Racing UK	2:33.990	2:34.689	0.699

2024 British GT Championship

PRE-QUALIFYING - BEST SPEEDS

POS	INTERMEDIATE 1			INTERMEDIATE 2			FINISH LINE		
	NO	NAME	MPH	NO	NAME	MPH	NO	NAME	MPH
1	32	J&S Racing	166.1	8	Team Abba Racing	106.6	78	Barwell Motorsport	102.6
2	15	RAM Racing	165.2	22	Century Motorsport	106.0	77	Garage 59	102.1
3	10	Blackthorn	165.2	32	J&S Racing	105.8	32	J&S Racing	101.9
4	97	Beechdean AMR	163.6	99	Greystone GT	105.6	15	RAM Racing	101.6
5	78	Barwell Motorsport	163.2	88	Garage 59	105.6	88	Garage 59	101.6
6	99	Greystone GT	162.8	2	Team RJN	105.3	22	Century Motorsport	101.5
7	67	Orange Racing by JMH	162.8	27	Optimum Motorsport	105.3	63	Barwell Motorsport	101.3
8	22	Century Motorsport	162.8	15	RAM Racing	105.1	18	2 Seas Motorsport	101.3
9	3	Greystone GT	162.4	9	Paddock Motorsport	104.8	6	2 Seas Motorsport	101.2
10	87	Blackthorn	162.4	6	2 Seas Motorsport	104.8	8	Team Abba Racing	101.0
11	63	Barwell Motorsport	161.7	10	Blackthorn	104.8	59	Garage 59	100.9
12	88	Garage 59	161.7	3	Greystone GT	104.6	27	Optimum Motorsport	100.9
13	18	2 Seas Motorsport	161.3	67	Orange Racing by JMH	104.6	97	Beechdean AMR	100.9
14	2	Team RJN	160.9	18	2 Seas Motorsport	104.6	87	Blackthorn	100.7
15	9	Paddock Motorsport	160.9	87	Blackthorn	104.5	3	Greystone GT	100.6
16	6	2 Seas Motorsport	160.9	77	Garage 59	104.5	9	Paddock Motorsport	100.6
17	8	Team Abba Racing	160.5	63	Barwell Motorsport	104.3	10	Blackthorn	100.3
18	59	Garage 59	159.7	78	Barwell Motorsport	104.2	67	Orange Racing by JMH	100.0
19	27	Optimum Motorsport	159.7	59	Garage 59	103.8	2	Team RJN	100.0
20	77	Garage 59	158.2	97	Beechdean AMR	101.8	99	Greystone GT	99.8
21	62	Academy Motorsport	155.3	7	Forsetti Motorsport	98.2	62	Academy Motorsport	93.3
22	61	Academy Motorsport	153.9	20	Mahiki Racing	97.8	61	Academy Motorsport	92.9
23	7	Forsetti Motorsport	152.1	58	CWS Racing	97.8	44	Toyota Gazoo Racing UK	92.3
24	90	Optimum Motorsport	151.1	71	Century Motorsport	97.8	56	DTO Motorsport	92.1
25	56	DTO Motorsport	151.1	12	Paddock Motorsport	97.3	58	CWS Racing	92.0
26	31	Team Parker Racing	151.1	62	Academy Motorsport	97.2	47	Forsetti Motorsport	91.8
27	71	Century Motorsport	151.1	47	Forsetti Motorsport	97.2	71	Century Motorsport	91.6
28	47	Forsetti Motorsport	151.1	11	Paddock Motorsport	97.1	90	Optimum Motorsport	91.5
29	44	Toyota Gazoo Racing UK	151.1	56	DTO Motorsport	96.9	20	Mahiki Racing	91.3
30	20	Mahiki Racing	150.8	61	Academy Motorsport	96.8	95	RACELAB	91.3
31	29	Century Motorsport	150.8	17	RAM Racing	96.5	12	Paddock Motorsport	91.3
32	58	CWS Racing	150.1	90	Optimum Motorsport	96.4	7	Forsetti Motorsport	91.0
33	12	Paddock Motorsport	149.4	95	RACELAB	96.2	17	RAM Racing	91.0
34	17	RAM Racing	148.7	31	Team Parker Racing	96.2	31	Team Parker Racing	90.9
35	95	RACELAB	148.4	44	Toyota Gazoo Racing UK	95.8	11	Paddock Motorsport	90.5
36	11	Paddock Motorsport	148.1	29	Century Motorsport	95.3	29	Century Motorsport	90.5

2024 British GT Championship PRE-QUALIFYING – GT4 BEST TIMES

POS	NO	CL	TEAM / DRIVERS	CAR	DRIVER BEST	TEAM BEST	GAP	DIFF
1	56	GT4S	DTO Motorsport Freddie TOMLINSON (GBR) Stuart MIDDLETON (GBR)	Ginetta G56 GT4 Evo	02:32.856 02:31.159	05:04.015		
2	47	GT4PA	Forsetti Motorsport Marc WARREN (GBR) William ORTON (GBR)	Aston Martin Vantage AMR GT4 Evo	02:33.508 02:34.832	05:08.340	00:04.325	00:04.325
3	58	GT4PA	CWS Racing Colin WHITE (GBR) Thomas HOLLAND (GBR)	Ginetta G56 GT4 Evo	02:37.377 02:32.586	05:09.963	00:01.623	00:05.948
4	17	GT4S	RAM Racing Harry GEORGE (GBR) Luca HOPKINSON (USA)	Mercedes-AMG GT4	02:35.050 02:41.826	05:16.876	00:06.913	00:12.861
5	29	GT4PA	Century Motorsport Ian GOUGH (GBR) Tom WRIGLEY (GBR)	BMW M4 GT4	02:46.972 02:32.847	05:19.819	00:02.943	00:15.804
6	20	GT4PA	Mahiki Racing Ian DUGGAN (GBR) Gordie MUTCH (GBR)	Lotus Emira GT4	02:47.025 02:32.855	05:19.880	00:00.061	00:15.865
7	12	GT4PA	Paddock Motorsport Ed MCDERMOTT (GBR) Matt COWLEY (GBR)	Mercedes-AMG GT4	02:48.995 02:35.141	05:24.136	00:04.256	00:20.121
8	71	GT4PA	Century Motorsport Ravi RAMYEAD (GBR) Charlie ROBERTSON (GBR)	BMW M4 GT4	02:32.873 02:53.144	05:26.017	00:01.881	00:22.002
9	90	GT4S	Optimum Motorsport Jack BROWN (GBR) Zac MEAKIN (GBR)	McLaren Artura GT4	03:08.638 02:31.065	05:39.703	00:13.686	00:35.688
10	95	GT4S	RACELAB Sai SANJAY (IND) Callum DAVIES (GBR)	McLaren Artura GT4	02:33.206 04:11.118	06:44.324	01:04.621	01:40.309
11	61	GT4S	Academy Motorsport Erik EVANS (USA) Marco SIGNORETTI (CAN)	Ford Mustang GT4 2024	04:16.938 02:32.606	06:49.544	00:05.220	01:45.529
12	11	GT4S	Paddock Motorsport Adam HATFIELD (GBR) * Alex WALKER (GBR)	McLaren Artura GT4	02:31.423			
13	62	GT4S	Academy Motorsport Will MOORE (GBR) Matt NICOLL-JONES (GBR) *	Ford Mustang GT4 2024	02:31.713			
14	7	GT4S	Forsetti Motorsport Jamie DAY (GBR) * Mikey PORTER (GBR)	Aston Martin Vantage AMR GT4 Evo	02:32.594			
15	44	GT4PA	Toyota Gazoo Racing UK Kavi JUNDU (GBR) Dan VAUGHAN (GBR) *	Toyota GR Supra GT4 Evo	02:34.689			
16	31	GT4PA	Team Parker Racing Charles DAWSON (GBR) Seb MORRIS (GBR) *	Mercedes-AMG GT4	02:46.233			

* No Legitimate Lap Time. Reference Bulletin 9, Clause 9

Results can be found at www.tsl-timing.com

Printed - 18:40 Saturday, 22 June 2024



2024 British GT Championship

PRE-QUALIFYING - DRIVER STATISTICS

POS	NO	CL	PIC	TEAM / DRIVERS	CAR	LAPS	RACE TIME	%	BEST	ON	MPH
1	63 *	GT3PA	1	Barwell Motorsport Rob COLLARD (GBR) Ricky COLLARD (GBR)	Lamborghini Huracan GT3 Evo2	18	54:57.064				
						9	24:08.318	43.93	2:18.093	16	113.45
						9	28:47.928	52.41	2:29.642	7	104.69
2	32 *	GT3SA	1	J&S Racing Sacha KAKAD (GBR) Hugo COOK (GBR)	Audi R8 LMS GT3 EVO II	20	56:28.233				
						16	46:56.483	83.13	2:29.431	14	104.84
						4	11:55.177	21.11	2:18.581	17	113.05
3	99 *	GT3PA	2	Greystone GT Andrey BORODIN (ND) Oliver WEBB (GBR)	McLaren 720S GT3 Evo	17	54:00.834				
						9	32:15.856	59.73	2:38.996	10	98.54
						8	25:19.520	46.89	2:18.696	14	112.96
4	3 *	GT3PA	3	Greystone GT Mike PRICE (GBR) Callum MACLEOD (GBR)	Mercedes-AMG GT3 Evo	18	57:32.677				
						4	14:10.310	24.63	2:33.697	11	101.93
						14	39:26.378	68.54	2:19.058	14	112.66
5	67 *	GT3SA	2	Orange Racing by JMH Simon ORANGE (GBR) Tom ROCHE (GBR)	McLaren 720S GT3 Evo	20	57:14.820				
						6	16:56.445	29.59	2:30.677	13	103.98
						14	38:59.652	68.12	2:19.066	17	112.66
6	8 *	GT3SA	3	Team Abba Racing Richard NEARY (GBR) Sam NEARY (GBR)	Mercedes-AMG GT3 Evo	14	58:47.139				
						8	36:33.399	62.19	2:59.290	7	87.38
						6	22:04.980	37.57	2:19.189	11	112.56
7	2 *	GT3PA	4	Team RJN Chris BUNCOMBE (GBR) Alex BUNCOMBE (GBR)	McLaren 720S GT3 Evo	16	1:00:12.821				
						8	25:52.982	42.99	2:37.128	5	99.71
						8	22:08.692	36.78	2:19.715	13	112.13
8	9 *	GT3PA	5	Paddock Motorsport Mark SMITH (USA) Martin PLOWMAN (GBR)	McLaren 720S GT3 Evo	19	57:33.213				
						18	48:51.989	84.91	2:20.829	17	111.25
						1	2:54.942	5.07		0	
9	6 *	GT3PA	6	2 Seas Motorsport Ian LOGGIE (GBR) Phil KEEN (GBR)	Mercedes-AMG GT3 Evo	17	1:01:25.370				
						16	43:46.550	71.27	2:20.857	14	111.22
						1	4:56.933	8.06		0	
10	88	GT3AM	1	Garage 59 Miguel RAMOS (PRT)	McLaren 720S GT3 Evo	8	55:42.384				
						0	0.000	0.00		0	
11	59 *	GT3SA	4	Garage 59 Shaun BALFE (GBR) Adam SMALLLEY (GBR)	McLaren 720S GT3 Evo	7	57:19.213				
						4	12:36.436	21.99	2:21.587	4	110.65
						3	40:55.737	71.40		0	
12	10 *	GT3SA	5	Blackthorn Matt TOPHAM (GBR) Josh ROWLEDGE (GBR)	Aston Martin Vantage AMR GT3 Evo	17	50:19.651				
						17	43:23.824	86.23	2:22.111	16	110.24
						0	0.000	0.00		0	
13	78 *	GT3PA	7	Barwell Motorsport Alex MARTIN (GBR) Sandy MITCHELL (GBR)	Lamborghini Huracan GT3 Evo2	18	57:25.467				
						11	29:01.495	50.54	2:22.209	14	110.17
						7	21:21.029	37.18		0	
14	27	GT3PA	8	Optimum Motorsport Mark RADCLIFFE (GBR) Tom GAMBLE (GBR)	McLaren 720S GT3 Evo	19	59:52.692				
						18	51:34.476	86.13	2:22.218	17	110.16
						1	4:04.843	6.82		0	
15	87 *	GT3PA	9	Blackthorn Giacomo PETROBELLI (ITA) Jonny ADAM (GBR)	Aston Martin Vantage AMR GT3 Evo	19	1:00:04.490				
						16	43:18.095	72.08	2:22.502	14	109.94
						3	10:49.397	18.02	2:59.794	18	87.14
16	77 *	GT3PA	10	Garage 59 Morgan TILLBROOK (GBR) Marcus CLUTTON (GBR)	McLaren 720S GT3 Evo	15	54:41.974				
						15	44:23.615	81.16	2:22.955	13	109.59
						0	0.000	0.00		0	
17	15 *	GT3PA	11	RAM Racing John FERGUSON (GBR) Raffaele MARCIELLO (CHE)	BMW M4 GT3	17	50:43.025				
						17	43:28.893	85.73	2:23.465	15	109.20
						0	0.000	0.00		0	
18	97 *	GT3SA	6	Beechdean AMR Andrew HOWARD (GBR) Jessica HAWKINS (GBR)	Aston Martin Vantage AMR GT3 Evo	19	1:01:18.564				
						12	32:28.035	52.96	2:23.756	14	108.98
						7	23:49.112	38.85	2:37.554	2	99.44
19	22 *	GT3SA	7	Century Motorsport Carl CAVERS (GBR) Lewis PLATO (GBR)	BMW M4 GT3	16	55:06.605				
						5	23:39.794	42.94	2:36.005	8	100.42
						11	31:26.811	57.06	2:23.759	13	108.98

2024 British GT Championship PRE-QUALIFYING - DRIVER STATISTICS

POS	NO	CL	PIC	TEAM / DRIVERS	CAR	LAPS	RACE TIME	%	BEST	ON	MPH
20	18 *	GT3PA	12	2 Seas Motorsport Kevin TSE (HKG) Maximilian GOETZ (DEU)	Mercedes-AMG GT3 Evo	16	1:01:52.683				
						4	14:15.485	23.04		0	
						12	40:03.786	64.75	2:28.052	11	105.82
21	90 *	GT4S	1	Optimum Motorsport Zac MEAKIN (GBR) Jack BROWN (GBR)	McLaren Artura GT4	9	29:13.456				
						6	17:27.068	59.71	2:31.065	4	103.71
						3	13:42.393	46.90	3:08.638	9	83.05
22	56 *	GT4S	2	DTO Motorsport Stuart MIDDLETON (GBR) Freddie TOMLINSON (GBR)	Ginetta G56 GT4 Evo	17	53:23.702				
						3	12:51.125	24.07	2:31.159	16	103.64
						14	41:51.122	78.38	2:32.856	13	102.49
23	11 *	GT4S	3	Paddock Motorsport Alex WALKER (GBR) Adam HATFIELD (GBR)	McLaren Artura GT4	15	55:26.777				
						8	31:18.135	56.46	2:31.423	13	103.46
						7	22:20.656	40.30		0	
24	62 *	GT4S	4	Academy Motorsport Will MOORE (GBR) Matt NICOLL-JONES (GBR)	Ford Mustang GT4 2024	13	59:01.803				
						7	23:13.504	39.34	2:31.713	11	103.27
						6	22:09.440	37.54		0	
25	58 *	GT4PA	1	CWS Racing Colin WHITE (GBR) Thomas HOLLAND (GBR)	Ginetta G56 GT4 Evo	19	57:40.943				
						12	34:39.255	60.08	2:37.377	11	99.55
						7	20:52.393	36.19	2:32.586	16	102.67
26	7 *	GT4S	5	Forsetti Motorsport Jamie DAY (GBR) Mikey PORTER (GBR)	Aston Martin Vantage AMR GT4 Evo	15	58:32.616				
						2	7:34.964	12.95		0	
						13	40:36.075	69.35	2:32.594	9	102.67
27	61 *	GT4S	6	Academy Motorsport Marco SIGNORETTI (CAN) Erik EVANS (USA)	Ford Mustang GT4 2024	14	56:58.114				
						11	32:52.990	57.72	2:32.606	10	102.66
						3	10:16.781	18.04	4:16.938	13	60.97
28	29 *	GT4PA	2	Century Motorsport Ian GOUGH (GBR) Tom WRIGLEY (GBR)	BMW M4 GT4	17	1:00:52.427				
						11	41:03.054	67.44	2:46.972	2	93.83
						6	17:13.780	28.30	2:32.847	12	102.50
29	20 *	GT4PA	3	Mahiki Racing Ian DUGGAN (GBR) Gordie MUTCH (GBR)	Lotus Emira GT4	15	53:40.676				
						5	21:40.598	40.38	2:47.025	8	93.80
						10	33:26.711	62.31	2:32.855	11	102.49
30	71 *	GT4PA	4	Century Motorsport Ravi RAMYEAD (GBR) Charlie ROBERTSON (GBR)	BMW M4 GT4	17	59:38.544				
						8	25:24.707	42.61	2:32.873	12	102.48
						9	33:39.745	56.44	2:53.144	6	90.48
31	95 *	GT4S	7	RACELAB Callum DAVIES (GBR) Sai SANJAY (IND)	McLaren Artura GT4	10	31:41.184				
						4	14:36.682	46.11	4:11.118	8	62.39
						6	16:57.979	53.54	2:33.206	3	102.26
32	47 *	GT4PA	5	Forsetti Motorsport Marc WARREN (GBR) William ORTON (GBR)	Aston Martin Vantage AMR GT4 Evo	15	59:03.578				
						7	20:26.667	34.62	2:33.508	12	102.06
						8	23:10.171	39.23	2:34.832	7	101.19
33	44 *	GT4PA	6	Toyota Gazoo Racing UK Kavi JUNDU (GBR) Dan VAUGHAN (GBR)	Toyota GR Supra GT4 Evo	16	58:23.000				
						13	37:38.577	64.48	2:34.689	12	101.28
						3	10:31.873	18.04		0	
34	17 *	GT4S	8	RAM Racing Luca HOPKINSON (USA) Harry GEORGE (GBR)	Mercedes-AMG GT4	17	58:03.544				
						4	13:31.365	23.29	2:41.826	15	96.81
						13	37:54.806	65.30	2:35.050	12	101.04
35	12	GT4PA	7	Paddock Motorsport Ed MCDERMOTT (GBR) Matt COWLEY (GBR)	Mercedes-AMG GT4	17	1:00:39.408				
						8	27:44.839	45.74	2:48.995	9	92.70
						9	29:33.073	48.72	2:35.141	14	100.98
36	31 *	GT4PA	8	Team Parker Racing Charles DAWSON (GBR) Seb MORRIS (GBR)	Mercedes-AMG GT4	11	51:02.031				
						9	29:37.064	58.04	2:46.233	2	94.25
						2	21:18.516	41.75		0	

No. 10, 56, 59, 61, 71 - 1 Lap time disallowed; exceeding track limits.
 No. 3, 9, 20, 44, 47, 63, 90, 97 - 2 Lap times disallowed; exceeding track limits.
 No. 17, 22, 32, 58, 87, 95 - 3 Lap times disallowed; exceeding track limits.
 No. 8, 18, 78, 99 - 4 Lap times disallowed; exceeding track limits.
 No. 6, 29, 31, 62, 67, 77 - 5 Lap times disallowed; exceeding track limits.
 No. 2, 7, 11 - 6 Lap times disallowed; exceeding track limits.
 No. 15 - 7 Lap times disallowed; exceeding track limits.

2024 British GT Championship

PRE-QUALIFYING - PIT STOP ANALYSIS

P1	63 GT3PA	Barwell Motorsport	Lamborghini Huracan GT3 Evo2				
D1: Rob COLLARD	Total Stint: 9 Laps - 24:08.318 (43.93%)		Best Lap: 2:18.093 On Lap 16 @ 113.45 mph				
D2: Ricky COLLARD	Total Stint: 9 Laps - 28:47.928 (52.41%)		Best Lap: 2:29.642 On Lap 7 @ 104.69 mph				

STOP	IN TIME	DRIVER IN	STINT TIME	STOP TIME	TOTAL STOP TIME	OUT TIME	DRIVER OUT
1 -	11:48:55.620	Ricky COLLARD	2:33.019	47.448	47.448	11:49:43.068	Ricky COLLARD
2 -	12:00:00.854	Ricky COLLARD	10:17.786	2:31.800	3:19.248	12:02:32.654	Ricky COLLARD
3 -	12:10:16.890	Ricky COLLARD	7:44.236	1:29.208	4:48.456	12:11:46.098	Rob COLLARD
4 -	12:19:26.114	Rob COLLARD	7:40.016	2:58.933	7:47.389	12:22:25.047	Rob COLLARD
5 -	12:37:26.849	Rob COLLARD	15:01.802	1:26.500	9:13.889	12:38:53.349	Ricky COLLARD
-	Finish	Ricky COLLARD	6:43.679				

P2	32 GT3SA	J&S Racing	Audi R8 LMS GT3 EVO II				
D1: Sacha KAKAD	Total Stint: 16 Laps - 46:56.483 (83.13%)		Best Lap: 2:29.431 On Lap 14 @ 104.84 mph				
D2: Hugo COOK	Total Stint: 4 Laps - 11:55.177 (21.11%)		Best Lap: 2:18.581 On Lap 17 @ 113.05 mph				

STOP	IN TIME	DRIVER IN	STINT TIME	STOP TIME	TOTAL STOP TIME	OUT TIME	DRIVER OUT
1 -	12:06:02.319	Sacha KAKAD	20:50.701	1:42.914	1:42.914	12:07:45.233	Sacha KAKAD
2 -	12:12:48.355	Sacha KAKAD	5:03.122	58.127	2:41.041	12:13:46.482	Sacha KAKAD
3 -	12:26:12.969	Sacha KAKAD	12:26.487	1:10.915	3:51.956	12:27:23.884	Hugo COOK
4 -	12:37:36.567	Hugo COOK	10:12.683	1:42.494	5:34.450	12:39:19.061	Sacha KAKAD
-	Finish	Sacha KAKAD	7:25.258				

P3	99 GT3PA	Greystone GT	McLaren 720S GT3 Evo				
D1: Andrey BORODIN	Total Stint: 9 Laps - 32:15.856 (59.73%)		Best Lap: 2:38.996 On Lap 10 @ 98.54 mph				
D2: Oliver WEBB	Total Stint: 8 Laps - 25:19.520 (46.89%)		Best Lap: 2:18.696 On Lap 14 @ 112.96 mph				

STOP	IN TIME	DRIVER IN	STINT TIME	STOP TIME	TOTAL STOP TIME	OUT TIME	DRIVER OUT
1 -	11:56:32.834	Oliver WEBB	10:16.661	3:26.638	3:26.638	11:59:59.472	Andrey BORODIN
2 -	12:18:45.627	Andrey BORODIN	18:46.155	3:05.640	6:32.278	12:21:51.267	Oliver WEBB
3 -	12:31:19.287	Oliver WEBB	9:28.020	2:08.201	8:40.479	12:33:27.488	Andrey BORODIN
-	Finish	Andrey BORODIN	10:24.061				

P4	3 GT3PA	Greystone GT	Mercedes-AMG GT3 Evo				
D1: Mike PRICE	Total Stint: 4 Laps - 14:10.310 (24.63%)		Best Lap: 2:33.697 On Lap 11 @ 101.93 mph				
D2: Callum MACLEOD	Total Stint: 14 Laps - 39:26.378 (68.54%)		Best Lap: 2:19.058 On Lap 14 @ 112.66 mph				

STOP	IN TIME	DRIVER IN	STINT TIME	STOP TIME	TOTAL STOP TIME	OUT TIME	DRIVER OUT
1 -	11:55:54.424	Callum MACLEOD	10:34.844	2:18.879	2:18.879	11:58:13.303	Callum MACLEOD
2 -	12:08:26.422	Callum MACLEOD	10:13.119	2:01.161	4:20.040	12:10:27.583	Mike PRICE
3 -	12:20:48.250	Mike PRICE	10:20.667	3:49.643	8:09.683	12:24:37.893	Callum MACLEOD
4 -	12:31:42.506	Callum MACLEOD	7:04.613	1:30.891	9:40.574	12:33:13.397	Callum MACLEOD
-	Finish	Callum MACLEOD	9:32.641				

P5	67 GT3SA	Orange Racing by JMH	McLaren 720S GT3 Evo				
D1: Simon ORANGE	Total Stint: 6 Laps - 16:56.445 (29.59%)		Best Lap: 2:30.677 On Lap 13 @ 103.98 mph				
D2: Tom ROCHE	Total Stint: 14 Laps - 38:59.652 (68.12%)		Best Lap: 2:19.066 On Lap 17 @ 112.66 mph				

STOP	IN TIME	DRIVER IN	STINT TIME	STOP TIME	TOTAL STOP TIME	OUT TIME	DRIVER OUT
1 -	12:06:00.494	Tom ROCHE	20:38.089	1:54.060	1:54.060	12:07:54.554	Simon ORANGE
2 -	12:23:05.332	Simon ORANGE	15:10.778	1:45.667	3:39.727	12:24:50.999	Tom ROCHE
3 -	12:34:24.032	Tom ROCHE	9:33.033	1:12.381	4:52.108	12:35:36.413	Tom ROCHE
-	Finish	Tom ROCHE	6:54.470				

P6	8 GT3SA	Team Abba Racing	Mercedes-AMG GT3 Evo				
D1: Richard NEARY	Total Stint: 8 Laps - 36:33.399 (62.19%)		Best Lap: 2:30.128 On Lap 8 @ 104.36 mph				
D2: Sam NEARY	Total Stint: 6 Laps - 22:04.980 (37.57%)		Best Lap: 2:19.189 On Lap 11 @ 112.56 mph				

STOP	IN TIME	DRIVER IN	STINT TIME	STOP TIME	TOTAL STOP TIME	OUT TIME	DRIVER OUT
1 -	11:52:48.332	Sam NEARY	7:32.992	5:16.644	5:16.644	11:58:04.976	Richard NEARY
2 -	12:13:52.790	Richard NEARY	15:47.814	13:25.265	18:41.909	12:27:18.055	Sam NEARY
3 -	12:34:16.381	Sam NEARY	6:58.326	2:17.018	20:58.927	12:36:33.399	Richard NEARY
-	Finish	Richard NEARY	7:20.320				

P7	22 GT3SA	Century Motorsport	BMW M4 GT3				
D1: Carl CAVERS	Total Stint: 5 Laps - 23:39.794 (42.94%)		Best Lap: 2:36.005 On Lap 8 @ 100.42 mph				
D2: Lewis PLATO	Total Stint: 11 Laps - 31:26.811 (57.06%)		Best Lap: 2:19.189 On Lap 14 @ 112.56 mph				

STOP	IN TIME	DRIVER IN	STINT TIME	STOP TIME	TOTAL STOP TIME	OUT TIME	DRIVER OUT
1 -	11:58:48.120	Lewis PLATO	13:42.333	2:02.994	2:02.994	12:00:51.114	Carl CAVERS

2024 British GT Championship

PRE-QUALIFYING - PIT STOP ANALYSIS

2 -	12:11:21.636	Carl CAVERS	10:30.522	9:06.869	11:09.863	12:20:28.505	Lewis PLATO
3 -	12:34:57.957	Lewis PLATO	14:29.452	1:12.032	12:21.895	12:36:09.989	Carl CAVERS
-	Finish	Carl CAVERS	4:02.403				

P8	2 GT3PA	Team RJN	McLaren 720S GT3 Evo				
D1: Chris BUNCOMBE	Total Stint: 8 Laps - 25:52.982 (42.99%)		Best Lap: 2:37.128 On Lap 5 @ 99.71 mph				
D2: Alex BUNCOMBE	Total Stint: 8 Laps - 22:08.692 (36.78%)		Best Lap: 2:19.715 On Lap 13 @ 112.13 mph				
STOP	IN TIME	DRIVER IN	STINT TIME	STOP TIME	TOTAL STOP TIME	OUT TIME	DRIVER OUT
1 -	12:01:19.053	Chris BUNCOMBE	15:53.367	2:46.503	2:46.503	12:04:05.556	Alex BUNCOMBE
2 -	12:11:50.697	Alex BUNCOMBE	7:45.141	12:04.628	14:51.131	12:23:55.325	Alex BUNCOMBE
3 -	12:36:16.475	Alex BUNCOMBE	12:21.150	2:02.401	16:53.532	12:38:18.876	Chris BUNCOMBE
-	Finish	Chris BUNCOMBE	7:13.112				

P9	9 GT3PA	Paddock Motorsport	McLaren 720S GT3 Evo				
D1: Mark SMITH	Total Stint: 18 Laps - 48:51.989 (84.91%)		Best Lap: 2:20.829 On Lap 17 @ 111.25 mph				
D2: Martin PLOWMAN	Total Stint: 1 Laps - 2:54.942 (5.07%)						
STOP	IN TIME	DRIVER IN	STINT TIME	STOP TIME	TOTAL STOP TIME	OUT TIME	DRIVER OUT
1 -	11:53:28.937	Mark SMITH	8:00.093	3:41.387	3:41.387	11:57:10.324	Mark SMITH
2 -	12:12:50.890	Mark SMITH	15:40.566	1:58.520	5:39.907	12:14:49.410	Mark SMITH
3 -	12:37:54.785	Mark SMITH	23:05.375	2:05.955	7:45.862	12:40:00.740	Martin PLOWMAN
-	Finish	Martin PLOWMAN	2:54.942				

P10	6 GT3PA	2 Seas Motorsport	Mercedes-AMG GT3 Evo				
D1: Ian LOGGIE	Total Stint: 16 Laps - 43:46.550 (71.27%)		Best Lap: 2:20.857 On Lap 14 @ 111.22 mph				
D2: Phil KEEN	Total Stint: 1 Laps - 4:56.933 (8.06%)						
STOP	IN TIME	DRIVER IN	STINT TIME	STOP TIME	TOTAL STOP TIME	OUT TIME	DRIVER OUT
1 -	11:58:23.823	Ian LOGGIE	13:06.248	2:42.326	2:42.326	12:01:06.149	Ian LOGGIE
2 -	12:16:23.811	Ian LOGGIE	15:17.662	9:53.336	12:35.662	12:26:17.147	Ian LOGGIE
3 -	12:40:13.936	Ian LOGGIE	13:56.789	1:25.851	14:01.513	12:41:39.787	Phil KEEN
-	Finish	Phil KEEN	4:56.933				

P11	15 GT3PA	RAM Racing	BMW M4 GT3				
D1: John FERGUSON	Total Stint: 17 Laps - 43:28.893 (85.73%)		Best Lap: 2:21.403 On Lap 16 @ 110.80 mph				
D2: Raffaele MARCIELLO	Total Stint: 0 Laps						
STOP	IN TIME	DRIVER IN	STINT TIME	STOP TIME	TOTAL STOP TIME	OUT TIME	DRIVER OUT
1 -	12:01:16.968	John FERGUSON	15:53.246	53.567	53.567	12:02:10.535	John FERGUSON
2 -	12:04:47.699	John FERGUSON	2:37.164	5:14.043	6:07.610	12:10:01.742	John FERGUSON
3 -	12:25:12.765	John FERGUSON	15:11.023	1:00.316	7:07.926	12:26:13.081	John FERGUSON
4 -	12:36:00.541	John FERGUSON					

P12	59 GT3SA	Garage 59	McLaren 720S GT3 Evo				
D1: Shaun BALFE	Total Stint: 4 Laps - 12:36.436 (21.99%)		Best Lap: 2:21.587 On Lap 4 @ 110.65 mph				
D2: Adam SMALLEY	Total Stint: 3 Laps - 40:55.737 (71.4%)						
STOP	IN TIME	DRIVER IN	STINT TIME	STOP TIME	TOTAL STOP TIME	OUT TIME	DRIVER OUT
1 -	11:49:06.421	Adam SMALLEY	2:34.227	3:38.524	3:38.524	11:52:44.945	Adam SMALLEY
2 -	11:55:11.256	Adam SMALLEY	2:26.311	32:36.382	36:14.906	12:27:47.638	Shaun BALFE
3 -	12:39:00.996	Shaun BALFE	11:13.358	1:23.078	37:37.984	12:40:24.074	Adam SMALLEY
-	Finish	Adam SMALLEY	3:18.817				

P13	10 GT3SA	Blackthorn	Aston Martin Vantage AMR GT3 Evo				
D1: Matt TOPHAM	Total Stint: 17 Laps - 43:23.824 (86.23%)		Best Lap: 2:22.111 On Lap 16 @ 110.24 mph				
D2: Josh ROWLEDGE	Total Stint: 0 Laps						
STOP	IN TIME	DRIVER IN	STINT TIME	STOP TIME	TOTAL STOP TIME	OUT TIME	DRIVER OUT
1 -	11:58:21.108	Matt TOPHAM	13:12.432	3:58.412	3:58.412	12:02:19.520	Matt TOPHAM
2 -	12:22:47.714	Matt TOPHAM	20:28.194	2:51.029	6:49.441	12:25:38.743	Matt TOPHAM
3 -	12:35:21.941	Matt TOPHAM					

P14	78 GT3PA	Barwell Motorsport	Lamborghini Huracan GT3 Evo2				
D1: Alex MARTIN	Total Stint: 11 Laps - 29:01.495 (50.54%)		Best Lap: 2:22.209 On Lap 14 @ 110.17 mph				
D2: Sandy MITCHELL	Total Stint: 7 Laps - 21:21.029 (37.18%)						
STOP	IN TIME	DRIVER IN	STINT TIME	STOP TIME	TOTAL STOP TIME	OUT TIME	DRIVER OUT
1 -	11:47:47.590	Sandy MITCHELL	2:34.922	47.614	47.614	11:48:35.204	Sandy MITCHELL
2 -	11:51:04.519	Sandy MITCHELL	2:29.315	47.765	1:35.379	11:51:52.284	Sandy MITCHELL
3 -	11:59:25.539	Sandy MITCHELL	7:33.255	1:56.071	3:31.450	12:01:21.610	Alex MARTIN

2024 British GT Championship

PRE-QUALIFYING - PIT STOP ANALYSIS

4 -	12:19:06.447	Alex MARTIN	17:44.837	5:21.322	8:52.772	12:24:27.769	Alex MARTIN
5 -	12:33:56.763	Alex MARTIN	9:28.994	1:47.664	10:40.436	12:35:44.427	Sandy MITCHELL
-	Finish	Sandy MITCHELL	6:47.466				

P15	27 GT3PA	Optimum Motorsport	McLaren 720S GT3 Evo				
D1: Mark RADCLIFFE	Total Stint: 18 Laps - 51:34.476 (86.13%)		Best Lap: 2:22.218 On Lap 17 @ 110.16 mph				
D2: Tom GAMBLE	Total Stint: 1 Laps - 4:04.843 (6.82%)						
STOP	IN TIME	DRIVER IN	STINT TIME	STOP TIME	TOTAL STOP TIME	OUT TIME	DRIVER OUT
1 -	12:04:00.967	Mark RADCLIFFE	18:27.258	1:43.091	1:43.091	12:05:44.058	Mark RADCLIFFE
2 -	12:21:00.177	Mark RADCLIFFE	15:16.119	2:17.409	4:00.500	12:23:17.586	Mark RADCLIFFE
3 -	12:39:59.257	Mark RADCLIFFE	16:41.671	1:09.428	5:09.928	12:41:08.685	Tom GAMBLE
-	Finish	Tom GAMBLE	4:04.843				

P16	87 GT3PA	Blackthorn	Aston Martin Vantage AMR GT3 Evo				
D1: Giacomo PETROBELLI	Total Stint: 16 Laps - 43:18.095 (72.08%)		Best Lap: 2:22.502 On Lap 14 @ 109.94 mph				
D2: Jonny ADAM	Total Stint: 3 Laps - 10:49.397 (18.02%)		Best Lap: 2:59.794 On Lap 18 @ 87.14 mph				
STOP	IN TIME	DRIVER IN	STINT TIME	STOP TIME	TOTAL STOP TIME	OUT TIME	DRIVER OUT
1 -	12:01:14.036	Giacomo PETROBELLI	15:38.137	2:31.253	2:31.253	12:03:45.289	Giacomo PETROBELLI
2 -	12:13:54.001	Giacomo PETROBELLI	10:08.712	3:18.685	5:49.938	12:17:12.686	Giacomo PETROBELLI
3 -	12:31:40.765	Giacomo PETROBELLI	14:28.079	3:03.167	8:53.105	12:34:43.932	Jonny ADAM
-	Finish	Jonny ADAM	10:49.397				

P17	77 GT3PA	Garage 59	McLaren 720S GT3 Evo				
D1: Morgan TILLBROOK	Total Stint: 15 Laps - 44:23.615 (81.16%)		Best Lap: 2:22.955 On Lap 13 @ 109.59 mph				
D2: Marcus CLUTTON	Total Stint: 0 Laps						
STOP	IN TIME	DRIVER IN	STINT TIME	STOP TIME	TOTAL STOP TIME	OUT TIME	DRIVER OUT
1 -	12:15:33.164	Morgan TILLBROOK	28:46.857	14:30.182	14:30.182	12:30:03.346	Morgan TILLBROOK
-	Finish	Morgan TILLBROOK	15:36.758				

P18	97 GT3SA	Beechdean AMR	Aston Martin Vantage AMR GT3 Evo				
D1: Andrew HOWARD	Total Stint: 12 Laps - 32:28.035 (52.96%)		Best Lap: 2:23.756 On Lap 14 @ 108.98 mph				
D2: Jessica HAWKINS	Total Stint: 7 Laps - 23:49.112 (38.85%)		Best Lap: 2:37.554 On Lap 2 @ 99.44 mph				
STOP	IN TIME	DRIVER IN	STINT TIME	STOP TIME	TOTAL STOP TIME	OUT TIME	DRIVER OUT
1 -	11:53:08.429	Jessica HAWKINS	7:58.770	1:56.066	1:56.066	11:55:04.495	Andrew HOWARD
2 -	12:08:16.317	Andrew HOWARD	13:11.822	4:53.915	6:49.981	12:13:10.232	Andrew HOWARD
3 -	12:30:25.213	Andrew HOWARD	17:14.981	2:01.232	8:51.213	12:32:26.445	Jessica HAWKINS
-	Finish	Jessica HAWKINS	13:54.276				

P19	88 GT3AM	Garage 59	McLaren 720S GT3 Evo				
D1: Miguel RAMOS	Total Stint: 0 Laps						
STOP	IN TIME	DRIVER IN	STINT TIME	STOP TIME	TOTAL STOP TIME	OUT TIME	DRIVER OUT
1 -	11:51:15.564		2:49.798	5:00.391	5:00.391	11:56:15.955	
2 -	11:59:02.073		2:46.118	27:17.238	32:17.629	12:26:19.311	
3 -	12:36:14.903		9:55.592	31.625	32:49.254	12:36:46.528	
-	Finish		7:21.622				

P20	18 GT3PA	2 Seas Motorsport	Mercedes-AMG GT3 Evo				
D1: Kevin TSE	Total Stint: 4 Laps - 14:15.485 (23.04%)		Best Lap: 2:28.052 On Lap 11 @ 105.82 mph				
D2: Maximilian GOETZ	Total Stint: 12 Laps - 40:03.786 (64.75%)						
STOP	IN TIME	DRIVER IN	STINT TIME	STOP TIME	TOTAL STOP TIME	OUT TIME	DRIVER OUT
1 -	11:55:41.785	Maximilian GOETZ	10:27.312	2:00.305	2:00.305	11:57:42.090	Kevin TSE
2 -	12:02:46.665	Kevin TSE	5:04.575	1:59.817	4:00.122	12:04:46.482	Maximilian GOETZ
3 -	12:12:18.288	Maximilian GOETZ	7:31.806	7:27.215	11:27.337	12:19:45.503	Maximilian GOETZ
4 -	12:27:17.120	Maximilian GOETZ	7:31.617	4:42.134	16:09.471	12:31:59.254	Kevin TSE
5 -	12:37:48.579	Kevin TSE	5:49.325	1:21.768	17:31.239	12:39:10.347	Maximilian GOETZ
-	Finish	Maximilian GOETZ	7:50.612				

P21	20 GT4PA	Mahiki Racing	Lotus Emira GT4				
D1: Ian DUGGAN	Total Stint: 5 Laps - 21:40.598 (40.38%)		Best Lap: 2:47.025 On Lap 8 @ 93.80 mph				
D2: Gordie MUTCH	Total Stint: 10 Laps - 33:26.711 (62.31%)		Best Lap: 2:30.083 On Lap 12 @ 104.39 mph				
STOP	IN TIME	DRIVER IN	STINT TIME	STOP TIME	TOTAL STOP TIME	OUT TIME	DRIVER OUT
1 -	12:00:13.693	Gordie MUTCH	13:49.245	2:09.304	2:09.304	12:02:22.997	Gordie MUTCH
2 -	12:05:31.416	Gordie MUTCH	3:08.419	2:57.513	5:06.817	12:08:28.929	Ian DUGGAN

2024 British GT Championship

PRE-QUALIFYING - PIT STOP ANALYSIS

3 -	12:16:56.631	Ian DUGGAN	8:27.702	2:33.804	7:40.621	12:19:30.435	Gordie MUTCH
4 -	12:30:40.860	Gordie MUTCH	11:10.425	2:21.109	10:01.730	12:33:01.969	Ian DUGGAN
-	Finish	Ian DUGGAN	10:39.092				

P22 90 GT4S		Optimum Motorsport			McLaren Artura GT4		
D1: Zac MEAKIN		Total Stint: 6 Laps - 17:27.068 (59.71%)			Best Lap: 2:31.065 On Lap 4 @ 103.71 mph		
D2: Jack BROWN		Total Stint: 3 Laps - 13:42.393 (46.9%)			Best Lap: 3:08.638 On Lap 9 @ 83.05 mph		
STOP	IN TIME	DRIVER IN	STINT TIME	STOP TIME	TOTAL STOP TIME	OUT TIME	DRIVER OUT
1 -	12:17:28.845	Zac MEAKIN	5:22.842	2:22.747	2:22.747	12:19:51.592	Zac MEAKIN
2 -	12:29:57.671	Zac MEAKIN	10:06.079	1:58.147	4:20.894	12:31:55.818	Jack BROWN
-	Finish	Jack BROWN	13:42.393				

P23 56 GT4S		DTO Motorsport			Ginetta G56 GT4 Evo		
D1: Stuart MIDDLETON		Total Stint: 3 Laps - 12:51.125 (24.07%)			Best Lap: 2:31.159 On Lap 16 @ 103.64 mph		
D2: Freddie TOMLINSON		Total Stint: 14 Laps - 41:51.122 (78.38%)			Best Lap: 2:32.856 On Lap 13 @ 102.49 mph		
STOP	IN TIME	DRIVER IN	STINT TIME	STOP TIME	TOTAL STOP TIME	OUT TIME	DRIVER OUT
1 -	11:52:14.133	Freddie TOMLINSON	5:31.220	2:06.539	2:06.539	11:54:20.672	Freddie TOMLINSON
2 -	12:26:33.181	Freddie TOMLINSON	32:12.509	4:07.393	6:13.932	12:30:40.574	Stuart MIDDLETON
-	Finish	Stuart MIDDLETON	12:51.125				

P24 11 GT4S		Paddock Motorsport			McLaren Artura GT4		
D1: Alex WALKER		Total Stint: 8 Laps - 31:18.135 (56.46%)			Best Lap: 2:31.423 On Lap 13 @ 103.46 mph		
D2: Adam HATFIELD		Total Stint: 7 Laps - 22:20.656 (40.3%)			Best Lap: 2:46.805 On Lap 4 @ 93.92 mph		
STOP	IN TIME	DRIVER IN	STINT TIME	STOP TIME	TOTAL STOP TIME	OUT TIME	DRIVER OUT
1 -	12:03:31.339	Adam HATFIELD	16:43.533	3:00.343	3:00.343	12:06:31.682	Alex WALKER
2 -	12:17:22.556	Alex WALKER	10:50.874	1:41.718	4:42.061	12:19:04.274	Alex WALKER
3 -	12:29:19.798	Alex WALKER	10:15.524	10:11.737	14:53.798	12:39:31.535	Adam HATFIELD
-	Finish	Adam HATFIELD	2:36.780				

P25 95 GT4S		RACELAB			McLaren Artura GT4		
D1: Callum DAVIES		Total Stint: 4 Laps - 14:36.682 (46.11%)			Best Lap: 2:31.702 On Lap 5 @ 103.27 mph		
D2: Sai SANJAY		Total Stint: 6 Laps - 16:57.979 (53.54%)					
STOP	IN TIME	DRIVER IN	STINT TIME	STOP TIME	TOTAL STOP TIME	OUT TIME	DRIVER OUT
1 -	12:31:02.861	Sai SANJAY	15:27.682	1:30.297	1:30.297	12:32:33.158	Callum DAVIES
-	Finish	Callum DAVIES	14:36.682				

P26 62 GT4S		Academy Motorsport			Ford Mustang GT4 2024		
D1: Will MOORE		Total Stint: 7 Laps - 23:13.504 (39.34%)			Best Lap: 2:31.713 On Lap 11 @ 103.27 mph		
D2: Matt NICOLL-JONES		Total Stint: 6 Laps - 22:09.440 (37.54%)					
STOP	IN TIME	DRIVER IN	STINT TIME	STOP TIME	TOTAL STOP TIME	OUT TIME	DRIVER OUT
1 -	11:55:02.156	Matt NICOLL-JONES	8:28.273	1:23.578	1:23.578	11:56:25.734	Matt NICOLL-JONES
2 -	11:59:08.168	Matt NICOLL-JONES	2:42.434	3:18.930	4:42.508	12:02:27.098	Will MOORE
3 -	12:05:11.386	Will MOORE	2:44.288	12:09.063	16:51.571	12:17:20.449	Will MOORE
4 -	12:35:25.046	Will MOORE	18:04.597	2:24.619	19:16.190	12:37:49.665	Matt NICOLL-JONES
-	Finish	Matt NICOLL-JONES	7:39.803				

P27 7 GT4S		Forsetti Motorsport			Aston Martin Vantage AMR GT4 Evo		
D1: Jamie DAY		Total Stint: 2 Laps - 7:34.964 (12.95%)			Best Lap: 2:31.938 On Lap 11 @ 103.11 mph		
D2: Mikey PORTER		Total Stint: 13 Laps - 40:36.075 (69.35%)					
STOP	IN TIME	DRIVER IN	STINT TIME	STOP TIME	TOTAL STOP TIME	OUT TIME	DRIVER OUT
1 -	11:55:04.171	Mikey PORTER	8:24.305	10:14.680	10:14.680	12:05:18.851	Mikey PORTER
2 -	12:31:14.909	Mikey PORTER	25:56.058	6:15.712	16:30.392	12:37:30.621	Jamie DAY
-	Finish	Jamie DAY	7:34.964				

P28 58 GT4PA		CWS Racing			Ginetta G56 GT4 Evo		
D1: Colin WHITE		Total Stint: 12 Laps - 34:39.255 (60.08%)			Best Lap: 2:37.377 On Lap 11 @ 99.55 mph		
D2: Thomas HOLLAND		Total Stint: 7 Laps - 20:52.393 (36.19%)			Best Lap: 2:32.586 On Lap 16 @ 102.67 mph		
STOP	IN TIME	DRIVER IN	STINT TIME	STOP TIME	TOTAL STOP TIME	OUT TIME	DRIVER OUT
1 -	12:00:33.204	Colin WHITE	14:04.640	2:01.571	2:01.571	12:02:34.775	Colin WHITE
2 -	12:21:37.082	Colin WHITE	19:02.307	1:32.308	3:33.879	12:23:09.390	Thomas HOLLAND
-	Finish	Thomas HOLLAND	20:52.393				

2024 British GT Championship

PRE-QUALIFYING - PIT STOP ANALYSIS

P29	31 GT4PA	Team Parker Racing	Mercedes-AMG GT4
D1: Charles DAWSON	Total Stint: 9 Laps	- 29:37.064 (58.04%)	Best Lap: 2:32.631 On Lap 8 @ 102.64 mph
D2: Seb MORRIS	Total Stint: 2 Laps	- 21:18.516 (41.75%)	

STOP	IN TIME	DRIVER IN	STINT TIME	STOP TIME	TOTAL STOP TIME	OUT TIME	DRIVER OUT
1 -	12:04:58.955	Charles DAWSON	11:05.812	2:30.677	2:30.677	12:07:29.632	Seb MORRIS
2 -	12:10:12.302	Seb MORRIS	2:42.670	14:32.268	17:02.945	12:24:44.570	Charles DAWSON
3 -	12:39:17.083	Charles DAWSON	14:32.513	1:28.062	18:31.007	12:40:45.145	Seb MORRIS
-	Finish	Seb MORRIS	4:03.578				

P30	29 GT4PA	Century Motorsport	BMW M4 GT4
D1: Ian GOUGH	Total Stint: 11 Laps	- 41:03.054 (67.44%)	Best Lap: 2:46.972 On Lap 2 @ 93.83 mph
D2: Tom WRIGLEY	Total Stint: 6 Laps	- 17:13.780 (28.3%)	Best Lap: 2:32.847 On Lap 12 @ 102.50 mph

STOP	IN TIME	DRIVER IN	STINT TIME	STOP TIME	TOTAL STOP TIME	OUT TIME	DRIVER OUT
1 -	12:00:19.658	Ian GOUGH	13:53.801	2:28.693	2:28.693	12:02:48.351	Ian GOUGH
2 -	12:11:01.530	Ian GOUGH	8:13.179	6:55.429	9:24.122	12:17:56.959	Tom WRIGLEY
3 -	12:33:30.796	Tom WRIGLEY	15:33.837	1:39.943	11:04.065	12:35:10.739	Ian GOUGH
-	Finish	Ian GOUGH	12:00.645				

P31	71 GT4PA	Century Motorsport	BMW M4 GT4
D1: Ravi RAMYEAD	Total Stint: 8 Laps	- 25:24.707 (42.61%)	Best Lap: 2:32.873 On Lap 12 @ 102.48 mph
D2: Charlie ROBERTSON	Total Stint: 9 Laps	- 33:39.745 (56.44%)	Best Lap: 2:42.552 On Lap 7 @ 96.38 mph

STOP	IN TIME	DRIVER IN	STINT TIME	STOP TIME	TOTAL STOP TIME	OUT TIME	DRIVER OUT
1 -	11:57:01.110	Ravi RAMYEAD	11:08.311	2:34.019	2:34.019	11:59:35.129	Charlie ROBERTSON
2 -	12:10:48.868	Charlie ROBERTSON	11:13.739	27.995	3:02.014	12:11:16.863	Charlie ROBERTSON
3 -	12:14:05.628	Charlie ROBERTSON	2:48.765	5:54.653	8:56.667	12:20:00.281	Ravi RAMYEAD
4 -	12:30:24.210	Ravi RAMYEAD	10:23.929	1:18.448	10:15.115	12:31:42.658	Charlie ROBERTSON
-	Finish	Charlie ROBERTSON	13:42.588				

P32	47 GT4PA	Forsetti Motorsport	Aston Martin Vantage AMR GT4 Evo
D1: Marc WARREN	Total Stint: 7 Laps	- 20:26.667 (34.62%)	Best Lap: 2:33.508 On Lap 12 @ 102.06 mph
D2: William ORTON	Total Stint: 8 Laps	- 23:10.171 (39.23%)	Best Lap: 2:34.832 On Lap 7 @ 101.19 mph

STOP	IN TIME	DRIVER IN	STINT TIME	STOP TIME	TOTAL STOP TIME	OUT TIME	DRIVER OUT
1 -	11:54:56.203	William ORTON	8:17.593	12:51.044	12:51.044	12:07:47.247	William ORTON
2 -	12:21:02.306	William ORTON	13:15.059	1:37.519	14:28.563	12:22:39.825	Marc WARREN
3 -	12:35:34.416	Marc WARREN	12:54.591	2:28.867	16:57.430	12:38:03.283	Marc WARREN
-	Finish	Marc WARREN	7:32.076				

P33	44 GT4PA	Toyota Gazoo Racing UK	Toyota GR Supra GT4 Evo
D1: Kavi JUNDU	Total Stint: 13 Laps	- 37:38.577 (64.48%)	Best Lap: 2:34.689 On Lap 12 @ 101.28 mph
D2: Dan VAUGHAN	Total Stint: 3 Laps	- 10:31.873 (18.04%)	Best Lap: 4:07.900 On Lap 15 @ 63.20 mph

STOP	IN TIME	DRIVER IN	STINT TIME	STOP TIME	TOTAL STOP TIME	OUT TIME	DRIVER OUT
1 -	11:57:07.523	Kavi JUNDU	11:17.927	2:32.917	2:32.917	11:59:40.440	Kavi JUNDU
2 -	12:02:24.907	Kavi JUNDU	2:44.467	27.987	3:00.904	12:02:52.894	Kavi JUNDU
3 -	12:11:06.682	Kavi JUNDU	8:13.788	7:03.001	10:03.905	12:18:09.683	Kavi JUNDU
4 -	12:31:11.710	Kavi JUNDU	13:02.027	2:20.368	12:24.273	12:33:32.078	Dan VAUGHAN
-	Finish	Dan VAUGHAN	10:31.873				

P34	17 GT4S	RAM Racing	Mercedes-AMG GT4
D1: Luca HOPKINSON	Total Stint: 4 Laps	- 13:31.365 (23.29%)	Best Lap: 2:41.826 On Lap 15 @ 96.81 mph
D2: Harry GEORGE	Total Stint: 13 Laps	- 37:54.806 (65.3%)	Best Lap: 2:35.050 On Lap 12 @ 101.04 mph

STOP	IN TIME	DRIVER IN	STINT TIME	STOP TIME	TOTAL STOP TIME	OUT TIME	DRIVER OUT
1 -	11:57:52.483	Harry GEORGE	11:11.689	3:36.277	3:36.277	12:01:28.760	Harry GEORGE
2 -	12:09:39.650	Harry GEORGE	8:10.890	2:54.650	6:30.927	12:12:34.300	Harry GEORGE
3 -	12:28:11.053	Harry GEORGE	15:36.753	2:55.474	9:26.401	12:31:06.527	Luca HOPKINSON
-	Finish	Luca HOPKINSON	13:31.365				

P35	61 GT4S	Academy Motorsport	Ford Mustang GT4 2024
D1: Marco SIGNORETTI	Total Stint: 11 Laps	- 32:52.990 (57.72%)	Best Lap: 2:35.113 On Lap 9 @ 101.00 mph
D2: Erik EVANS	Total Stint: 3 Laps	- 10:16.781 (18.04%)	Best Lap: 4:16.938 On Lap 13 @ 60.97 mph

STOP	IN TIME	DRIVER IN	STINT TIME	STOP TIME	TOTAL STOP TIME	OUT TIME	DRIVER OUT
1 -	11:57:43.138	Marco SIGNORETTI	11:07.918	13:42.147	13:42.147	12:11:25.285	Marco SIGNORETTI
2 -	12:29:48.013	Marco SIGNORETTI	18:22.728	3:22.344	17:04.491	12:33:10.357	Erik EVANS
-	Finish	Erik EVANS	10:16.781				

2024 British GT Championship

PRE-QUALIFYING - PIT STOP ANALYSIS

STOP	IN TIME	DRIVER IN	STINT TIME	STOP TIME	TOTAL STOP TIME	OUT TIME	DRIVER OUT
1 -	12:00:39.813	Matt COWLEY	13:48.396	2:32.897	2:32.897	12:03:12.710	Ed MCDERMOTT
2 -	12:20:15.388	Ed MCDERMOTT	17:02.678	2:33.045	5:05.942	12:22:48.433	Matt COWLEY
3 -	12:25:33.510	Matt COWLEY	2:45.077	3:14.877	8:20.819	12:28:48.387	Matt COWLEY
4 -	12:37:22.941	Matt COWLEY	8:34.554	1:52.149	10:12.968	12:39:15.090	Ed MCDERMOTT
-	Finish	Ed MCDERMOTT	8:09.116				

P36 12 GT4PA

Paddock Motorsport

Mercedes-AMG GT4

D1: Ed MCDERMOTT

Total Stint: 8 Laps - 27:44.839 (45.74%)

Best Lap: 2:48.995 On Lap 9 @ 92.70 mph

D2: Matt COWLEY

Total Stint: 9 Laps - 29:33.073 (48.72%)

Best Lap: 2:35.141 On Lap 14 @ 100.98 mph

2024 British GT Championship

PRE-QUALIFYING - STATISTICS

Competitors Started	36
Planned Start	2024-06-22 @ 11:40:00.000
Actual Start	2024-06-22 @ 11:45:00.698
Finish Time	2024-06-22 @ 12:47:48.928
Track Length	4.3520mi.
Total Laps	567
Total Distance Covered	2467.6315mi.

Session Fastest Lap History

NO	CL	NAME	LAP TIME	TIME OF DAY	LAP	VEHICLE
10	GT3-SA	Blackthorn <i>M. TOPHAM</i>	2:37.959	11:50:23.537	2	Aston Martin Vantage AMR
32	GT3-SA	J&S Racing <i>S. KAKAD</i>	2:36.519	11:50:24.610	2	Audi R8 LMS GT3 EVO II
87	GT3-PA	Blackthorn <i>G. PETROBELLI</i>	2:36.401	11:50:48.809	2	Aston Martin Vantage AMR
99	GT3-PA	Greystone GT <i>O. WEBB</i>	2:34.899	11:51:21.755	2	McLaren 720S GT3 Evo
6	GT3-PA	2 Seas Motorsport <i>I. LOGGIE</i>	2:34.518	11:55:42.162	4	Mercedes-AMG GT3 Evo
22	GT3-SA	Century Motorsport <i>L. PLATO</i>	2:33.855	11:56:12.877	4	BMW M4 GT3
77	GT3-PA	Garage 59 <i>M. TILLBROOK</i>	2:33.777	11:57:12.675	4	McLaren 720S GT3 Evo
67	GT3-SA	Orange Racing by JMH <i>T. ROCHE</i>	2:33.241	12:00:51.479	6	McLaren 720S GT3 Evo
3	GT3-PA	Greystone GT <i>C. MACLEOD</i>	2:30.882	12:03:11.274	6	Mercedes-AMG GT3 Evo
63	GT3-PA	Barwell Motorsport <i>R. COLLARD</i>	2:29.642	12:07:37.297	7	Lamborghini Huracan GT3
97	GT3-SA	Beechdean AMR <i>A. HOWARD</i>	2:28.244	12:20:38.596	11	Aston Martin Vantage AMR
87	GT3-PA	Blackthorn <i>G. PETROBELLI</i>	2:26.853	12:22:09.219	12	Aston Martin Vantage AMR
97	GT3-SA	Beechdean AMR <i>A. HOWARD</i>	2:26.797	12:23:05.392	12	Aston Martin Vantage AMR
87	GT3-PA	Blackthorn <i>G. PETROBELLI</i>	2:23.749	12:24:32.966	13	Aston Martin Vantage AMR
99	GT3-PA	Greystone GT <i>O. WEBB</i>	2:20.815	12:26:35.482	13	McLaren 720S GT3 Evo
99	GT3-PA	Greystone GT <i>O. WEBB</i>	2:18.696	12:28:54.177	14	McLaren 720S GT3 Evo
32	GT3-SA	J&S Racing <i>H. COOK</i>	2:18.581	12:32:01.230	17	Audi R8 LMS GT3 EVO II
63	GT3-PA	Barwell Motorsport <i>R. COLLARD</i>	2:18.093	12:34:12.902	16	Lamborghini Huracan GT3

Flag History

TYPE	TIME OF DAY
GREEN	11:45:00.698
FCY	12:35:58.598
GREEN	12:39:11.303
RED	12:41:49.915
FINISH	12:47:48.928

Flag Statistics

TYPE	COUNT	TOTAL LAPS	TOTAL TIME
Green	2	19	53:36.513
Red	1	0	5:59.012
Safety Car	0	0	0.000
FCY	1	1	3:12.704

2024 British GT Championship

PRE-QUALIFYING - STATISTICS

CLASS : GT3-PA

12 Starters

Fastest Lap History

NO	NAME	LAP TIME	TIME OF DAY	LAP	VEHICLE
18	2 Seas Motorsport <i>M. GOETZ</i>	2:36.525	11:50:27.546	2	Mercedes-AMG GT3 Evo
87	Blackthorn <i>G. PETROBELLI</i>	2:36.401	11:50:48.809	2	Aston Martin Vantage AMR GT3 Evo
99	Greystone GT <i>O. WEBB</i>	2:34.899	11:51:21.755	2	McLaren 720S GT3 Evo
6	2 Seas Motorsport <i>I. LOGGIE</i>	2:34.518	11:55:42.162	4	Mercedes-AMG GT3 Evo
77	Garage 59 <i>M. TILLBROOK</i>	2:33.777	11:57:12.675	4	McLaren 720S GT3 Evo
77	Garage 59 <i>M. TILLBROOK</i>	2:33.471	12:02:25.260	6	McLaren 720S GT3 Evo
3	Greystone GT <i>C. MACLEOD</i>	2:30.882	12:03:11.274	6	Mercedes-AMG GT3 Evo
63	Barwell Motorsport <i>R. COLLARD</i>	2:29.642	12:07:37.297	7	Lamborghini Huracan GT3 Evo2
87	Blackthorn <i>G. PETROBELLI</i>	2:26.853	12:22:09.219	12	Aston Martin Vantage AMR GT3 Evo
87	Blackthorn <i>G. PETROBELLI</i>	2:23.749	12:24:32.966	13	Aston Martin Vantage AMR GT3 Evo
99	Greystone GT <i>O. WEBB</i>	2:20.815	12:26:35.482	13	McLaren 720S GT3 Evo
99	Greystone GT <i>O. WEBB</i>	2:18.696	12:28:54.177	14	McLaren 720S GT3 Evo
63	Barwell Motorsport <i>R. COLLARD</i>	2:18.093	12:34:12.902	16	Lamborghini Huracan GT3 Evo2

2024 British GT Championship

PRE-QUALIFYING - STATISTICS

CLASS : GT3-SA

7 Starters

Fastest Lap History

NO	NAME	LAP TIME	TIME OF DAY	LAP	VEHICLE
10	Blackthorn <i>M. TOPHAM</i>	2:37.959	11:50:23.537	2	Aston Martin Vantage AMR GT3 Evo
32	J&S Racing <i>S. KAKAD</i>	2:36.519	11:50:24.610	2	Audi R8 LMS GT3 EVO II
67	Orange Racing by JMH <i>T. ROCHE</i>	2:35.264	11:53:08.223	3	McLaren 720S GT3 Evo
67	Orange Racing by JMH <i>T. ROCHE</i>	2:34.859	11:55:43.081	4	McLaren 720S GT3 Evo
22	Century Motorsport <i>L. PLATO</i>	2:33.855	11:56:12.877	4	BMW M4 GT3
67	Orange Racing by JMH <i>T. ROCHE</i>	2:33.241	12:00:51.479	6	McLaren 720S GT3 Evo
10	Blackthorn <i>M. TOPHAM</i>	2:32.044	12:12:32.181	9	Aston Martin Vantage AMR GT3 Evo
97	Beechdean AMR <i>A. HOWARD</i>	2:30.587	12:18:10.350	10	Aston Martin Vantage AMR GT3 Evo
97	Beechdean AMR <i>A. HOWARD</i>	2:28.244	12:20:38.596	11	Aston Martin Vantage AMR GT3 Evo
97	Beechdean AMR <i>A. HOWARD</i>	2:26.797	12:23:05.392	12	Aston Martin Vantage AMR GT3 Evo
97	Beechdean AMR <i>A. HOWARD</i>	2:26.365	12:25:31.757	13	Aston Martin Vantage AMR GT3 Evo
97	Beechdean AMR <i>A. HOWARD</i>	2:23.756	12:27:55.513	14	Aston Martin Vantage AMR GT3 Evo
67	Orange Racing by JMH <i>T. ROCHE</i>	2:22.404	12:29:39.824	16	McLaren 720S GT3 Evo
10	Blackthorn <i>M. TOPHAM</i>	2:22.161	12:30:28.740	15	Aston Martin Vantage AMR GT3 Evo
8	Team Abba Racing <i>S. NEARY</i>	2:19.189	12:31:57.110	11	Mercedes-AMG GT3 Evo
67	Orange Racing by JMH <i>T. ROCHE</i>	2:19.066	12:31:58.889	17	McLaren 720S GT3 Evo
32	J&S Racing <i>H. COOK</i>	2:18.581	12:32:01.230	17	Audi R8 LMS GT3 EVO II

2024 British GT Championship

PRE-QUALIFYING - STATISTICS

CLASS : GT3-AM

1 Starters

Fastest Lap History

NO	NAME	LAP TIME	TIME OF DAY	LAP	VEHICLE
88	Garage 59 <i>M. RAMOS</i>	2:27.469	12:31:20.465	4	McLaren 720S GT3 Evo
88	Garage 59 <i>M. RAMOS</i>	2:20.940	12:33:41.405	5	McLaren 720S GT3 Evo

2024 British GT Championship

PRE-QUALIFYING - STATISTICS

CLASS : GT4-PA

8 Starters

Fastest Lap History

NO	NAME	LAP TIME	TIME OF DAY	LAP	VEHICLE
44	Toyota Gazoo Racing UK <i>K. JUNDU</i>	2:49.275	11:51:23.337	2	Toyota GR Supra GT4 Evo
29	Century Motorsport <i>I. GOUGH</i>	2:46.972	11:51:55.006	2	BMW M4 GT4
12	Paddock Motorsport <i>M. COWLEY</i>	2:45.648	11:52:15.011	2	Mercedes-AMG GT4
12	Paddock Motorsport <i>M. COWLEY</i>	2:45.422	11:55:00.433	3	Mercedes-AMG GT4
20	Mahiki Racing <i>G. MUTCH</i>	2:43.947	11:57:28.141	4	Lotus Emira GT4
47	Forsetti Motorsport <i>W. ORTON</i>	2:41.944	12:13:12.845	5	Aston Martin Vantage AMR GT4 Evo
58	CWS Racing <i>C. WHITE</i>	2:41.619	12:13:39.455	9	Ginetta G56 GT4 Evo
47	Forsetti Motorsport <i>W. ORTON</i>	2:36.996	12:15:49.840	6	Aston Martin Vantage AMR GT4 Evo
47	Forsetti Motorsport <i>W. ORTON</i>	2:34.832	12:18:24.672	7	Aston Martin Vantage AMR GT4 Evo
71	Century Motorsport <i>R. RAMYEAD</i>	2:34.552	12:25:13.082	11	BMW M4 GT4
20	Mahiki Racing <i>G. MUTCH</i>	2:32.855	12:25:40.523	11	Lotus Emira GT4
29	Century Motorsport <i>T. WRIGLEY</i>	2:32.847	12:28:22.132	12	BMW M4 GT4
58	CWS Racing <i>T. HOLLAND</i>	2:32.586	12:33:31.559	16	Ginetta G56 GT4 Evo

2024 British GT Championship

PRE-QUALIFYING - STATISTICS

CLASS : GT4-S

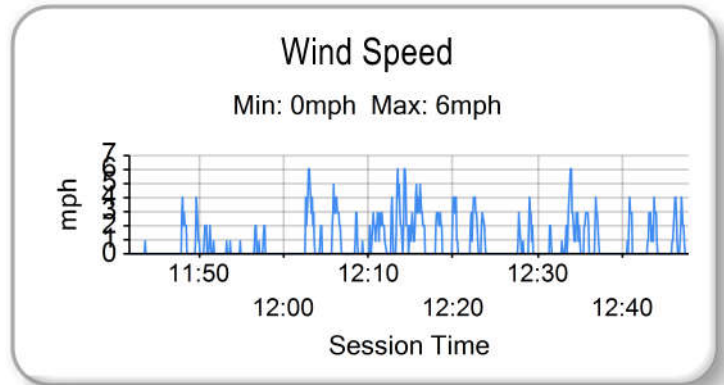
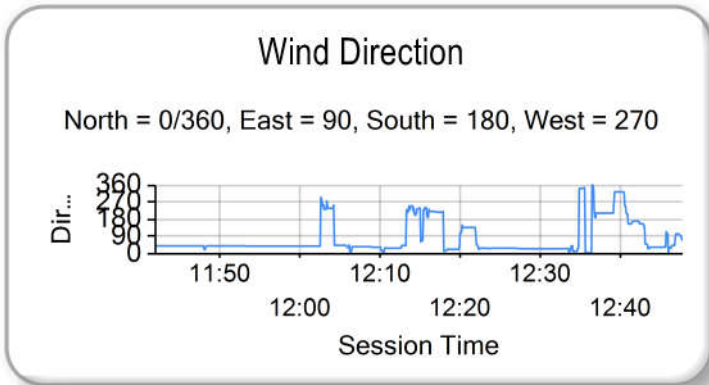
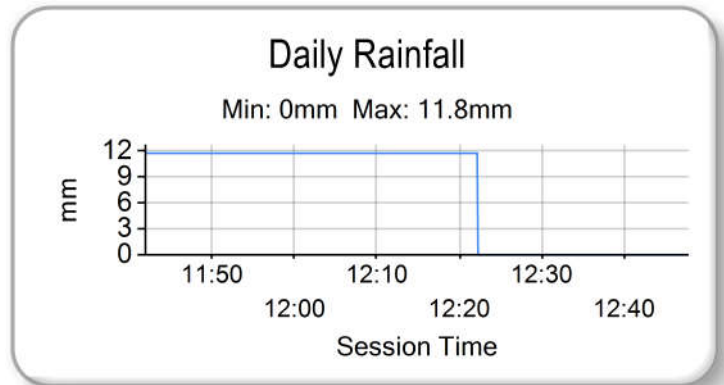
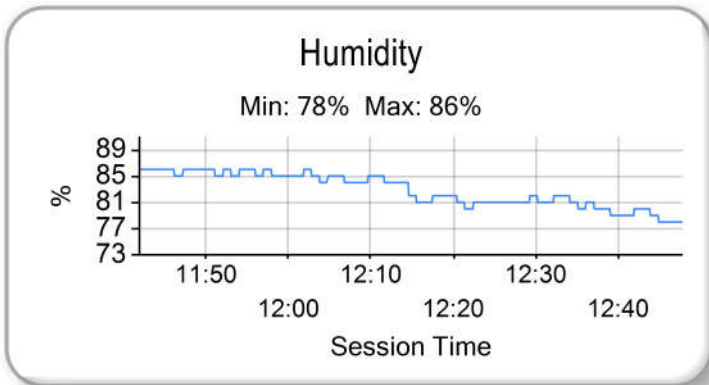
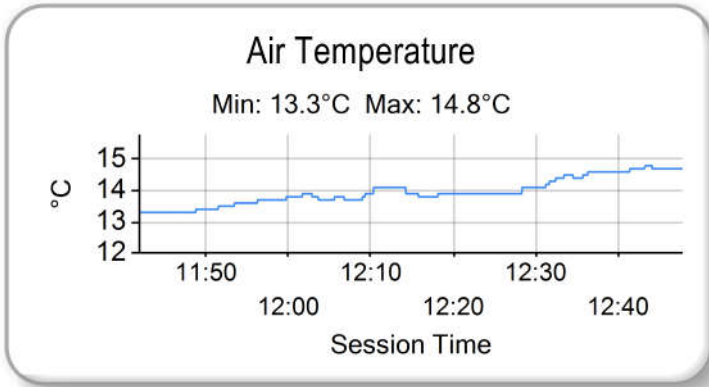
8 Starters

Fastest Lap History

NO	NAME	LAP TIME	TIME OF DAY	LAP	VEHICLE
61	Academy Motorsport <i>M. SIGNORETTI</i>	2:46.309	11:52:05.646	2	Ford Mustang GT4 2024
56	DTO Motorsport <i>F. TOMLINSON</i>	2:45.835	12:05:36.242	6	Ginetta G56 GT4 Evo
56	DTO Motorsport <i>F. TOMLINSON</i>	2:42.245	12:08:18.487	7	Ginetta G56 GT4 Evo
7	Forsetti Motorsport <i>M. PORTER</i>	2:40.349	12:10:43.735	5	Aston Martin Vantage AMR GT4 Evo
7	Forsetti Motorsport <i>M. PORTER</i>	2:37.239	12:13:20.974	6	Aston Martin Vantage AMR GT4 Evo
17	RAM Racing <i>H. GEORGE</i>	2:36.955	12:17:48.408	9	Mercedes-AMG GT4
7	Forsetti Motorsport <i>M. PORTER</i>	2:33.528	12:18:29.420	8	Aston Martin Vantage AMR GT4 Evo
7	Forsetti Motorsport <i>M. PORTER</i>	2:32.594	12:21:02.014	9	Aston Martin Vantage AMR GT4 Evo
90	Optimum Motorsport <i>Z. MEAKIN</i>	2:31.065	12:24:53.447	4	McLaren Artura GT4

2024 British GT Championship

PRE-QUALIFYING - WEATHER CONDITIONS



2024 British GT Championship

FREE PRACTICE - COMBINED CLASSIFICATION

POS	NO	CL	PIC	NAME	NAT	ENTRY	FIRST		SECOND		GAP	DIFF
							TIME	LAPS	TIME	LAPS		
1	63*	GT3PA	1	Barwell Motorsport		Lamborghini Huracan GT3 Evo2	2:39.610	9	2:18.093	18		
2	32*	GT3SA	1	J&S Racing		Audi R8 LMS GT3 EVO II	2:36.876	14	2:18.581	20	0.488	0.488
3	99*	GT3PA	2	Greystone GT		McLaren 720S GT3 Evo	2:45.198	9	2:18.696	17	0.603	0.115
4	3*	GT3PA	3	Greystone GT		Mercedes-AMG GT3 Evo	2:36.850	13	2:19.058	18	0.965	0.362
5	67*	GT3SA	2	Orange Racing by JMH		McLaren 720S GT3 Evo	2:40.109	18	2:19.066	20	0.973	0.008
6	8*	GT3SA	3	Team Abba Racing		Mercedes-AMG GT3 Evo	2:38.652	11	2:19.189	14	1.096	0.123
7	2*	GT3PA	4	Team RJN		McLaren 720S GT3 Evo	2:40.290	9	2:19.715	16	1.622	0.526
8	9*	GT3PA	5	Paddock Motorsport		McLaren 720S GT3 Evo	2:38.208	17	2:20.829	19	2.736	1.114
9	6*	GT3PA	6	2 Seas Motorsport		Mercedes-AMG GT3 Evo	2:34.668	11	2:20.857	17	2.764	0.028
10	88	GT3AM	1	Garage 59		McLaren 720S GT3 Evo	2:37.174	10	2:20.940	8	2.847	0.083
11	59*	GT3SA	4	Garage 59		McLaren 720S GT3 Evo	2:36.606	11	2:21.587	7	3.494	0.647
12	10*	GT3SA	5	Blackthorn		Aston Martin Vantage AMR GT3 Evo	3:05.068	5	2:22.111	17	4.018	0.524
13	78*	GT3PA	7	Barwell Motorsport		Lamborghini Huracan GT3 Evo2	2:38.332	12	2:22.209	18	4.116	0.098
14	27	GT3PA	8	Optimum Motorsport		McLaren 720S GT3 Evo	2:39.624	11	2:22.218	19	4.125	0.009
15	87*	GT3PA	9	Blackthorn		Aston Martin Vantage AMR GT3 Evo	2:37.358	7	2:22.502	19	4.409	0.284
16	77*	GT3PA	10	Garage 59		McLaren 720S GT3 Evo	2:37.289	14	2:22.955	15	4.862	0.453
17	15*	GT3PA	11	RAM Racing		BMW M4 GT3	2:35.645	9	2:23.465	17	5.372	0.510
18	97*	GT3SA	6	Beechdean AMR		Aston Martin Vantage AMR GT3 Evo	2:39.638	5	2:23.756	19	5.663	0.291
19	22*	GT3SA	7	Century Motorsport		BMW M4 GT3		0	2:23.759	16	5.666	0.003
20	18*	GT3PA	12	2 Seas Motorsport		Mercedes-AMG GT3 Evo	2:36.092	14	2:28.052	16	9.959	4.293
21	90*	GT4S	1	Optimum Motorsport		McLaren Artura GT4	2:46.045	18	2:31.065	9	12.972	3.013
22	56*	GT4S	2	DTO Motorsport		Ginetta G56 GT4 Evo	2:46.217	14	2:31.159	17	13.066	0.094
23	11*	GT4S	3	Paddock Motorsport		McLaren Artura GT4	2:47.149	17	2:31.423	15	13.330	0.264
24	62*	GT4S	4	Academy Motorsport		Ford Mustang GT4 2024	2:47.273	12	2:31.713	13	13.620	0.290
25	58*	GT4PA	1	CWS Racing		Ginetta G56 GT4 Evo	2:45.980	16	2:32.586	19	14.493	0.873
26	7*	GT4S	5	Forsetti Motorsport		Aston Martin Vantage AMR GT4 Evo	2:46.597	12	2:32.594	15	14.501	0.008
27	61*	GT4S	6	Academy Motorsport		Ford Mustang GT4 2024	2:46.899	14	2:32.606	14	14.513	0.012
28	29*	GT4PA	2	Century Motorsport		BMW M4 GT4	2:50.457	11	2:32.847	17	14.754	0.241
29	20*	GT4PA	3	Mahiki Racing		Lotus Emira GT4	2:49.397	16	2:32.855	15	14.762	0.008
30	71*	GT4PA	4	Century Motorsport		BMW M4 GT4	2:46.028	7	2:32.873	17	14.780	0.018
31	95*	GT4S	7	RACELAB		McLaren Artura GT4	2:47.804	15	2:33.206	10	15.113	0.333
32	47*	GT4PA	5	Forsetti Motorsport		Aston Martin Vantage AMR GT4 Evo	2:50.100	11	2:33.508	15	15.415	0.302
33	44*	GT4PA	6	Toyota Gazoo Racing UK		Toyota GR Supra GT4 Evo	2:47.820	11	2:34.689	16	16.596	1.181
34	17*	GT4S	8	RAM Racing		Mercedes-AMG GT4	2:47.934	15	2:35.500	17	16.957	0.361
35	12	GT4PA	7	Paddock Motorsport		Mercedes-AMG GT4	2:47.563	16	2:35.141	17	17.048	0.091
36	31*	GT4PA	8	Team Parker Racing		Mercedes-AMG GT4	2:49.339	12	2:46.233	11	28.140	11.092
37	69	GT4PA	9	Mahiki Racing		Lotus Emira GT4	2:49.876	13		0	31.783	3.643

Comments:

- No. 10, 56, 59, 61, 71 - 1 Lap time disallowed; exceeding track limits.
- No. 3, 9, 20, 44, 47, 63, 90, 97 - 2 Lap times disallowed; exceeding track limits.
- No. 17, 22, 32, 58, 87, 95 - 3 Lap times disallowed; exceeding track limits.
- No. 8, 18, 78, 99 - 4 Lap times disallowed; exceeding track limits.
- No. 6, 29, 31, 62, 67, 77 - 5 Lap times disallowed; exceeding track limits.
- No. 2, 7, 11 - 6 Lap times disallowed; exceeding track limits.
- No. 15 - 7 Lap times disallowed; exceeding track limits.

Weather / Track : Overcast / Damp

These results are provisional until the conclusion of any judicial and technical matters.

Spa-Francorchamps: 4.3520 miles

Race Director: Peter Daly	Stewards:	Timekeeper: Gethin Rees	
---------------------------	-----------	-------------------------	---

Results can be found at www.tsl-timing.com

Printed - 14:28 Saturday, 22 June 2024

2024 British GT Championship

QUALIFYING 1 - GT3 - CLASSIFICATION - FINAL

POS	NO	CL	PIC	TEAM / DRIVERS	CAR	TIME	ON	LAPS	GAP	DIFF	MPH
1	63	GT3PA	1	Barwell Motorsport Rob COLLARD (GBR) / Ricky COLLARD (GBR)	Lamborghini Huracan GT3 Evo2	2:17.877	5	5			113.63
2	18*	GT3PA	2	2 Seas Motorsport Kevin TSE (HKG) / Maximilian GOETZ (DEU)	Mercedes-AMG GT3 Evo	2:18.212	5	5	0.335	0.335	113.35
3	87*	GT3PA	3	Blackthorn Giacomo PETROBELLI (ITA) / Jonny ADAM (GBR)	Aston Martin Vantage AMR GT3 Evo	2:18.236	5	5	0.359	0.024	113.33
4	88	GT3AM	1	Garage 59 Miguel RAMOS (PRT)	McLaren 720S GT3 Evo	2:18.428	5	5	0.551	0.192	113.18
5	78	GT3PA	4	Barwell Motorsport Alex MARTIN (GBR) / Sandy MITCHELL (GBR)	Lamborghini Huracan GT3 Evo2	2:19.710	4	5	1.833	1.282	112.14
6	77*	GT3PA	5	Garage 59 Morgan TILLBROOK (GBR) / Marcus CLUTTON (GBR)	McLaren 720S GT3 Evo	2:19.717	5	5	1.840	0.007	112.13
7	10	GT3SA	1	Blackthorn Matt TOPHAM (GBR) / Josh ROWLEDGE (GBR)	Aston Martin Vantage AMR GT3 Evo	2:19.986	5	5	2.109	0.269	111.92
8	59*	GT3SA	2	Garage 59 Shaun BALFE (GBR) / Adam SMALLEY (GBR)	McLaren 720S GT3 Evo	2:20.117	5	5	2.240	0.131	111.81
9	2*	GT3PA	6	Team RJN Chris BUNCOMBE (GBR) / Alex BUNCOMBE (GBR)	McLaren 720S GT3 Evo	2:20.486	4	4	2.609	0.369	111.52
10	6*	GT3PA	7	2 Seas Motorsport Ian LOGGIE (GBR) / Phil KEEN (GBR)	Mercedes-AMG GT3 Evo	2:20.577	3	5	2.700	0.091	111.45
11	32	GT3SA	3	J&S Racing Sacha KAKAD (GBR) / Hugo COOK (GBR)	Audi R8 LMS GT3 EVO II	2:20.827	4	4	2.950	0.250	111.25
12	8	GT3SA	4	Team Abba Racing Richard NEARY (GBR) / Sam NEARY (GBR)	Mercedes-AMG GT3 Evo	2:21.001	4	4	3.124	0.174	111.11
13	9	GT3PA	8	Paddock Motorsport Mark SMITH (USA) / Martin PLOWMAN (GBR)	McLaren 720S GT3 Evo	2:21.005	4	4	3.128	0.004	111.11
14	27*	GT3PA	9	Optimum Motorsport Mark RADCLIFFE (GBR) / Tom GAMBLE (GBR)	McLaren 720S GT3 Evo	2:21.462	4	4	3.585	0.457	110.75
15	67*	GT3SA	5	Orange Racing by JMH Simon ORANGE (GBR) / Tom ROCHE (GBR)	McLaren 720S GT3 Evo	2:21.841	5	5	3.964	0.379	110.45
16	22*	GT3SA	6	Century Motorsport Carl CAVERS (GBR) / Lewis PLATO (GBR)	BMW M4 GT3	2:21.963	4	4	4.086	0.122	110.36
17	3*	GT3PA	10	Greystone GT Mike PRICE (GBR) / Callum MACLEOD (GBR)	Mercedes-AMG GT3 Evo	2:22.275	3	4	4.398	0.312	110.12
18	15*	GT3PA	11	RAM Racing John FERGUSON (GBR) / Raffaele MARCIELLO (CHE)	BMW M4 GT3	2:22.532	2	4	4.655	0.257	109.92
19	97*	GT3SA	7	Beechdean AMR Andrew HOWARD (GBR) / Jessica HAWKINS (GBR)	Aston Martin Vantage AMR GT3 Evo	2:23.364	3	4	5.487	0.832	109.28
20	99	GT3PA	12	Greystone GT Andrey BORODIN (ND) / Oliver WEBB (GBR)	McLaren 720S GT3 Evo	2:25.545	4	4	7.668	2.181	107.64

Comments:

*Car 59 - Transponder stopped working rectify before your next session
 No. 2, 3, 6, 15, 18, 22, 27, 67, 87, 97 - 1 Lap time disallowed; exceeding track limits.
 No. 77 - 3 Lap times disallowed; exceeding track limits.

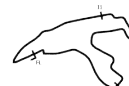
Weather / Track : Drizzle / Damp

 Date: 22/06/2024 Start: 17:10 Finish: 17:20
 Spa-Francorchamps: 4.3520 miles

Chief Steward:

Steward:

Steward:


 Results can be found at www.tsl-timing.com

Printed - 09:01 Sunday, 23 June 2024



2024 British GT Championship

QUALIFYING 1 - GT3 - CLASSIFICATION BY CLASS - FINAL

CLASS : GT3 - GT3PA

POS	NO	TEAM / DRIVERS	CAR	TIME	ON	LAPS	GAP	DIFF	MPH
1	63	Barwell Motorsport Rob COLLARD (GBR) / Ricky COLLARD (GBR)	Lamborghini Huracan GT3 Evo2	2:17.877	5	5			113.63
2	18	2 Seas Motorsport Kevin TSE (HKG) / Maximilian GOETZ (DEU)	Mercedes-AMG GT3 Evo	2:18.212	5	5	0.335	0.335	113.35
3	87	Blackthorn Giacomo PETROBELLI (ITA) / Jonny ADAM (GBR)	Aston Martin Vantage AMR GT3 Evo	2:18.236	5	5	0.359	0.024	113.33
4	78	Barwell Motorsport Alex MARTIN (GBR) / Sandy MITCHELL (GBR)	Lamborghini Huracan GT3 Evo2	2:19.710	4	5	1.833	1.474	112.14
5	77	Garage 59 Morgan TILLBROOK (GBR) / Marcus CLUTTON (GBR)	McLaren 720S GT3 Evo	2:19.717	5	5	1.840	0.007	112.13
6	2	Team RJN Chris BUNCOMBE (GBR) / Alex BUNCOMBE (GBR)	McLaren 720S GT3 Evo	2:20.486	4	4	2.609	0.769	111.52
7	6	2 Seas Motorsport Ian LOGGIE (GBR) / Phil KEEN (GBR)	Mercedes-AMG GT3 Evo	2:20.577	3	5	2.700	0.091	111.45
8	9	Paddock Motorsport Mark SMITH (USA) / Martin PLOWMAN (GBR)	McLaren 720S GT3 Evo	2:21.005	4	4	3.128	0.428	111.11
9	27	Optimum Motorsport Mark RADCLIFFE (GBR) / Tom GAMBLE (GBR)	McLaren 720S GT3 Evo	2:21.462	4	4	3.585	0.457	110.75
10	3	Greystone GT Mike PRICE (GBR) / Callum MACLEOD (GBR)	Mercedes-AMG GT3 Evo	2:22.275	3	4	4.398	0.813	110.12
11	15	RAM Racing John FERGUSON (GBR) / Raffaele MARCIELLO (CHE)	BMW M4 GT3	2:22.532	2	4	4.655	0.257	109.92
12	99	Greystone GT Andrey BORODIN (ND) / Oliver WEBB (GBR)	McLaren 720S GT3 Evo	2:25.545	4	4	7.668	3.013	107.64

CLASS : GT3 - GT3SA

POS	NO	TEAM / DRIVERS	CAR	TIME	ON	LAPS	GAP	DIFF	MPH
1	10	Blackthorn Matt TOPHAM (GBR) / Josh ROWLEDGE (GBR)	Aston Martin Vantage AMR GT3 Evo	2:19.986	5	5			111.92
2	59*	Garage 59 Shaun BALFE (GBR) / Adam SMALLEY (GBR)	McLaren 720S GT3 Evo	2:20.117	5	5	0.131	0.131	111.81
3	32	J&S Racing Sacha KAKAD (GBR) / Hugo COOK (GBR)	Audi R8 LMS GT3 EVO II	2:20.827	4	4	0.841	0.710	111.25
4	8	Team Abba Racing Richard NEARY (GBR) / Sam NEARY (GBR)	Mercedes-AMG GT3 Evo	2:21.001	4	4	1.015	0.174	111.11
5	67	Orange Racing by JMH Simon ORANGE (GBR) / Tom ROCHE (GBR)	McLaren 720S GT3 Evo	2:21.841	5	5	1.855	0.840	110.45
6	22	Century Motorsport Carl CAVERS (GBR) / Lewis PLATO (GBR)	BMW M4 GT3	2:21.963	4	4	1.977	0.122	110.36
7	97	Beechdean AMR Andrew HOWARD (GBR) / Jessica HAWKINS (GBR)	Aston Martin Vantage AMR GT3 Evo	2:23.364	3	4	3.378	1.401	109.28

CLASS : GT3 - GT3AM

POS	NO	TEAM / DRIVERS	CAR	TIME	ON	LAPS	GAP	DIFF	MPH
1	88	Garage 59 Miguel RAMOS (PRT)	McLaren 720S GT3 Evo	2:18.428	5	5			113.18

Comments:

*Car 59 - Transponder stopped working rectify before your next session
No. 2, 3, 6, 15, 18, 22, 27, 67, 87, 97 - 1 Lap time disallowed; exceeding track limits.
No. 77 - 3 Lap times disallowed; exceeding track limits.

Weather / Track : Drizzle / Damp

Date: 22/06/2024 Start: 17:10 Finish: 17:20
Spa-Francorchamps: 4.3520 miles

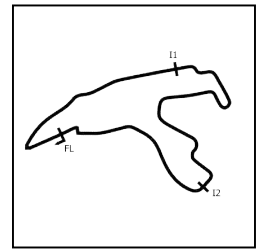
Chief Steward:	Steward:	Steward:	
----------------	----------	----------	---

Results can be found at www.tsl-timing.com

Printed - 09:02 Sunday, 23 June 2024

2024 British GT Championship

QUALIFYING 1 - GT3 - SECTOR ANALYSIS



SECTOR 1 = FL to I1, SECTOR 2 = I1 to I2, SECTOR 3 = I2 to FL, DIFF = Difference To Personal Best Lap, P = Crossed Finish Line in Pit Lane, D = Time Disallowed

P1 63 GT3PA Barwell Motorsport		Lamborghini Huracan GT3 Evo2						
IDEAL LAP TIME : 2:17.877		BEST LAP TIME : 2:17.877		DIFFERENCE : 0.000				
D1: Rob COLLARD		D2: Ricky COLLARD						
LAP	SECTOR 1	SECTOR 2	SECTOR 3	LAP TIME	MPH	DIFF	TIME OF DAY	
1 - D1	OUTLAP	131.5	1:06.482	102.4	39.349	100.3		
2 - D1	42.569	159.0	1:03.562	104.2	35.241	101.2	2:21.372 (3) 110.82 3.495 17:12:37.237	
3 - D1	41.733	161.3	1:04.384	102.1	36.369	101.3	2:22.486 109.95 4.609 17:14:58.609	
4 - D1	40.958	162.8	1:03.097	103.7	34.952	100.6	2:19.007 (2) 112.71 1.130 17:17:21.095	
5 - D1	40.543	162.8	1:02.594	105.1	34.740	100.7	2:17.877 (1) 113.63 17:19:40.102	

P2 18 GT3PA 2 Seas Motorsport		Mercedes-AMG GT3 Evo						
IDEAL LAP TIME : 2:18.212		BEST LAP TIME : 2:18.212		DIFFERENCE : 0.000				
D1: Kevin TSE		D2: Maximilian GOETZ						
LAP	SECTOR 1	SECTOR 2	SECTOR 3	LAP TIME	MPH	DIFF	TIME OF DAY	
1 - D1	OUTLAP	144.0	1:08.110	103.5	37.101	99.7		
2 - D1	42.635	158.6	1:03.982	105.8	35.126	100.6	2:24.743 D 110.53 3.531 17:12:32.111	
3 - D1	41.484	159.7	1:03.550	105.5	35.243	100.6	2:20.277 (3) 111.68 2.065 17:14:53.854	
4 - D1	41.468	160.9	1:02.429	105.5	35.117	100.3	2:19.014 (2) 112.70 0.802 17:17:14.131	
5 - D1	40.861	162.0	1:02.321	105.6	35.030	100.4	2:18.212 (1) 113.35 17:19:40.830	

P3 87 GT3PA Blackthorn		Aston Martin Vantage AMR GT3 Evo						
IDEAL LAP TIME : 2:18.236		BEST LAP TIME : 2:18.236		DIFFERENCE : 0.000				
D1: Giacomo PETROBELLI		D2: Jonny ADAM						
LAP	SECTOR 1	SECTOR 2	SECTOR 3	LAP TIME	MPH	DIFF	TIME OF DAY	
1 - D1	OUTLAP	146.8	1:10.247	100.7	37.137	99.5		
2 - D1	41.925	162.8	1:04.034	103.7	35.124	100.3	2:24.083 D 111.05 2.847 17:12:40.492	
3 - D1	40.863	165.2	1:03.472	105.1	36.116	99.8	2:20.451 (3) 111.55 2.215 17:15:01.575	
4 - D1	40.593	166.5	1:03.052	105.0	35.159	99.8	2:18.804 (2) 112.87 0.568 17:17:22.026	
5 - D1	40.466	166.1	1:02.759	105.1	35.011	99.8	2:18.236 (1) 113.33 17:19:40.830	

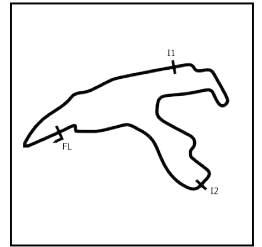
P4 88 GT3AM Garage 59		McLaren 720S GT3 Evo						
IDEAL LAP TIME : 2:18.428		BEST LAP TIME : 2:18.428		DIFFERENCE : 0.000				
D1: Miguel RAMOS								
LAP	SECTOR 1	SECTOR 2	SECTOR 3	LAP TIME	MPH	DIFF	TIME OF DAY	
1 - D1	OUTLAP	144.9	1:06.442	103.2	45.181	99.4		
2 - D1	42.716	160.1	1:03.158	104.5	35.288	100.0	2:21.162 110.98 2.734 17:12:54.920	
3 - D1	41.186	162.8	1:03.438	104.3	35.877	100.7	2:20.501 (3) 111.51 2.073 17:15:16.082	
4 - D1	41.434	163.6	1:03.461	105.5	35.418	100.0	2:20.313 (2) 111.66 1.885 17:17:36.583	
5 - D1	40.520	164.4	1:02.995	105.1	34.913	100.6	2:18.428 (1) 113.18 17:19:56.896	

P5 78 GT3PA Barwell Motorsport		Lamborghini Huracan GT3 Evo2						
IDEAL LAP TIME : 2:19.413		BEST LAP TIME : 2:19.710		DIFFERENCE : 0.297				
D1: Alex MARTIN		D2: Sandy MITCHELL						
LAP	SECTOR 1	SECTOR 2	SECTOR 3	LAP TIME	MPH	DIFF	TIME OF DAY	
1 - D1	OUTLAP	154.6	1:06.516	103.5	41.691	100.6		
2 - D1	42.121	160.9	1:03.729	102.9	35.163	100.1	2:21.013 (3) 111.10 1.303 17:12:38.712	
3 - D1	41.667	162.4	1:03.942	103.2	38.715	100.3	2:24.324 108.55 4.614 17:14:59.725	
4 - D1	41.120	163.2	1:03.381	106.1	35.209	100.4	2:19.710 (1) 112.14 17:17:24.049	
5 - D1	40.869	163.6	1:03.937	104.0	35.288	99.8	2:20.094 (2) 111.83 0.384 17:19:43.759	

P6 77 GT3PA Garage 59		McLaren 720S GT3 Evo						
IDEAL LAP TIME : 2:19.584		BEST LAP TIME : 2:19.717		DIFFERENCE : 0.133				
D1: Morgan TILLBROOK		D2: Marcus CLUTTON						
LAP	SECTOR 1	SECTOR 2	SECTOR 3	LAP TIME	MPH	DIFF	TIME OF DAY	
1 - D1	OUTLAP	139.8	1:09.312	93.9	43.367	99.8		
2 - D1	42.527	158.6	1:05.162	104.5	37.516	100.6	2:25.205 D 107.89 5.488 17:12:48.338	
3 - D1	41.812	159.4	1:04.593	82.0	39.057	101.3	2:25.462 D 107.70 5.745 17:15:13.543	
4 - D1	41.441	161.3	1:03.365	106.1	35.379	100.0	2:20.485 D 111.76 0.468 17:17:39.005	
5 - D1	40.985	161.7	1:03.220	104.0	35.512	99.1	2:19.717 (1) 112.13 17:19:59.190	

2024 British GT Championship

QUALIFYING 1 - GT3 - SECTOR ANALYSIS



SECTOR 1 = FL to I1, SECTOR 2 = I1 to I2, SECTOR 3 = I2 to FL, DIFF = Difference To Personal Best Lap, P = Crossed Finish Line in Pit Lane, D = Time Disallowed

P7 10 GT3SA Blackthorn		Aston Martin Vantage AMR GT3 Evo						
IDEAL LAP TIME : 2:19.986		BEST LAP TIME : 2:19.986		DIFFERENCE : 0.000				
D1: Matt TOPHAM		D2: Josh ROWLEDGE						
LAP	SECTOR 1	SECTOR 2	SECTOR 3	LAP TIME	MPH	DIFF	TIME OF DAY	
1 - D1	OUTLAP	138.6	1:09.464	96.0	39.257	97.5		
2 - D1	44.124	156.7	1:06.218	103.7	36.585	100.3	2:26.927 106.63 6.941 17:12:44.009	
3 - D1	41.860	162.0	1:04.719	104.8	36.094	98.9	2:22.673 (3) 109.81 2.687 17:15:10.936	
4 - D1	41.358	163.2	1:04.143	104.6	35.426	99.7	2:20.927 (2) 111.17 0.941 17:17:33.609	
5 - D1	40.913	164.4	1:03.724	105.6	35.349	101.0	2:19.986 (1) 111.92 17:19:54.536	

P8 59 GT3SA Garage 59		McLaren 720S GT3 Evo						
IDEAL LAP TIME :		BEST LAP TIME : 2:20.117		DIFFERENCE :				
D1: Shaun BALFE		D2: Adam SMALLEY						
LAP	SECTOR 1	SECTOR 2	SECTOR 3	LAP TIME	MPH	DIFF	TIME OF DAY	
1 - D1							17:12:51.124	
2 - D1				2:22.848	109.67	2.731	17:15:13.972	
3 - D1				2:22.219 (3)	110.16	2.102	17:17:36.191	
4 - D1				2:20.263 (2)	111.70	0.146	17:19:56.454	
5 - D1				2:20.117 (1)	111.81		17:22:16.571	

P9 2 GT3PA Team RJN		McLaren 720S GT3 Evo						
IDEAL LAP TIME : 2:20.462		BEST LAP TIME : 2:20.486		DIFFERENCE : 0.024				
D1: Chris BUNCOMBE		D2: Alex BUNCOMBE						
LAP	SECTOR 1	SECTOR 2	SECTOR 3	LAP TIME	MPH	DIFF	TIME OF DAY	
1 - D1	OUTLAP	151.8	1:06.551	99.1	51.353	99.2	17:13:23.850	
2 - D1	42.655	159.7	1:03.767	104.3	35.677	98.6	2:22.099 (2) 110.25 1.613 17:15:45.949	
3 - D1	41.946	159.4	1:03.785	103.5	35.512	99.5	2:21.243 D 110.92 0.757 17:18:07.192	
4 - D1	41.847	160.5	1:03.103	103.8	35.536	99.1	2:20.486 (1) 111.52 17:20:27.678	

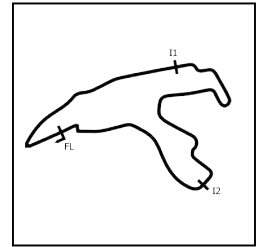
P10 6 GT3PA 2 Seas Motorsport		Mercedes-AMG GT3 Evo						
IDEAL LAP TIME : 2:19.241		BEST LAP TIME : 2:20.577		DIFFERENCE : 1.336				
D1: Ian LOGGIE		D2: Phil KEEN						
LAP	SECTOR 1	SECTOR 2	SECTOR 3	LAP TIME	MPH	DIFF	TIME OF DAY	
1 - D1	OUTLAP	132.8	1:07.081	103.7	45.316	100.6	17:12:41.876	
2 - D1	41.924	160.5	1:04.235	104.8	35.779	100.1	2:21.938 (2) 110.38 1.361 17:15:03.814	
3 - D1	41.196	161.7	1:03.529	105.8	35.852	100.6	2:20.577 (1) 111.45 17:17:24.391	
4 - D1	40.897	162.0	1:06.034	102.9	38.376	100.4	2:25.307 (3) 107.82 4.730 17:19:49.698	
5 - D1	40.566	162.4	1:03.220	104.6	35.455	100.1	2:19.241 D 112.52 17:22:08.939	

P11 32 GT3SA J&S Racing		Audi R8 LMS GT3 EVO II						
IDEAL LAP TIME : 2:20.827		BEST LAP TIME : 2:20.827		DIFFERENCE : 0.000				
D1: Sacha KAKAD		D2: Hugo COOK						
LAP	SECTOR 1	SECTOR 2	SECTOR 3	LAP TIME	MPH	DIFF	TIME OF DAY	
1 - D1	OUTLAP	110.3	1:12.635	79.1	58.649	98.2	17:13:19.393	
2 - D1	42.799	160.5	1:04.881	103.4	35.928	99.4	2:23.608 (3) 109.09 2.781 17:15:43.001	
3 - D1	41.367	162.0	1:04.302	104.0	35.752	100.0	2:21.421 (2) 110.78 0.594 17:18:04.422	
4 - D1	41.170	160.9	1:03.974	105.3	35.683	100.3	2:20.827 (1) 111.25 17:20:25.249	

P12 8 GT3SA Team Abba Racing		Mercedes-AMG GT3 Evo						
IDEAL LAP TIME : 2:21.001		BEST LAP TIME : 2:21.001		DIFFERENCE : 0.000				
D1: Richard NEARY		D2: Sam NEARY						
LAP	SECTOR 1	SECTOR 2	SECTOR 3	LAP TIME	MPH	DIFF	TIME OF DAY	
1 - D1	OUTLAP	151.4	1:08.685	101.5	50.042	99.2	17:13:04.302	
2 - D1	43.698	156.4	1:05.079	104.6	36.139	99.7	2:24.916 (3) 108.11 3.915 17:15:29.218	
3 - D1	42.554	157.5	1:03.848	103.7	36.089	98.3	2:22.491 (2) 109.95 1.490 17:17:51.709	
4 - D1	41.448	159.7	1:03.798	105.3	35.755	98.2	2:21.001 (1) 111.11 17:20:12.710	

2024 British GT Championship

QUALIFYING 1 - GT3 - SECTOR ANALYSIS



SECTOR 1 = FL to I1, SECTOR 2 = I1 to I2, SECTOR 3 = I2 to FL, DIFF = Difference To Personal Best Lap, P = Crossed Finish Line in Pit Lane, D = Time Disallowed

P13		9 GT3PA Paddock Motorsport		McLaren 720S GT3 Evo			
IDEAL LAP TIME : 2:21.005		BEST LAP TIME : 2:21.005		DIFFERENCE : 0.000			
D1: Mark SMITH		D2: Martin PLOWMAN					
LAP	SECTOR 1	SECTOR 2	SECTOR 3	LAP TIME	MPH	DIFF	TIME OF DAY
1 - D1	OUTLAP	131.3	1:09.769	83.0	56.634	99.8	
2 - D1	42.941	159.4	1:04.644	104.0	35.900	99.8	2:23.485 (2)
3 - D1	42.981	159.7	1:04.113	104.5	37.008	100.0	2:24.102 (3)
4 - D1	41.812	162.0	1:03.587	104.5	35.606	100.1	2:21.005 (1)

P14		27 GT3PA Optimum Motorsport		McLaren 720S GT3 Evo			
IDEAL LAP TIME : 2:21.462		BEST LAP TIME : 2:21.462		DIFFERENCE : 0.000			
D1: Mark RADCLIFFE		D2: Tom GAMBLE					
LAP	SECTOR 1	SECTOR 2	SECTOR 3	LAP TIME	MPH	DIFF	TIME OF DAY
1 - D1	OUTLAP	117.3	1:10.436	98.9	54.627	97.1	
2 - D1	44.349	157.1	1:05.086	104.0	35.971	100.0	2:25.406 D
3 - D1	42.021	160.9	1:04.453	105.0	35.748	100.3	2:22.222 (2)
4 - D1	41.982	160.1	1:03.957	104.6	35.523	100.4	2:21.462 (1)

P15		67 GT3SA Orange Racing by JMH		McLaren 720S GT3 Evo			
IDEAL LAP TIME : 2:20.120		BEST LAP TIME : 2:21.841		DIFFERENCE : 1.721			
D1: Simon ORANGE		D2: Tom ROCHE					
LAP	SECTOR 1	SECTOR 2	SECTOR 3	LAP TIME	MPH	DIFF	TIME OF DAY
1 - D1	OUTLAP	151.4	1:07.419	101.9	37.837	100.0	
2 - D1	42.917	159.0	1:04.129	104.0	35.521	98.1	2:22.567 (2)
3 - D1	43.809	159.7	1:04.353	103.4	35.608	99.1	2:23.770 (3)
4 - D1	41.080	163.2	1:03.572	103.7	37.072	99.8	2:24.724 D
5 - D1	42.533	162.0	1:03.840	103.5	35.468	98.3	2:21.841 (1)

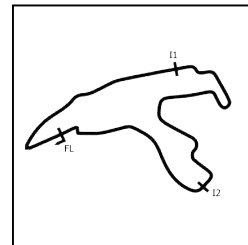
P16		22 GT3SA Century Motorsport		BMW M4 GT3			
IDEAL LAP TIME : 2:21.890		BEST LAP TIME : 2:21.963		DIFFERENCE : 0.073			
D1: Carl CAVERS		D2: Lewis PLATO					
LAP	SECTOR 1	SECTOR 2	SECTOR 3	LAP TIME	MPH	DIFF	TIME OF DAY
1 - D1	OUTLAP	137.5	1:09.884	101.5	42.773	99.5	
2 - D1	42.383	161.7	1:06.935	102.1	36.147	99.5	2:25.465 D
3 - D1	41.601	163.2	1:05.726	103.5	36.116	100.0	2:23.443 (2)
4 - D1	41.674	163.6	1:04.432	105.0	35.857	99.5	2:21.963 (1)

P17		3 GT3PA Greystone GT		Mercedes-AMG GT3 Evo			
IDEAL LAP TIME : 2:22.122		BEST LAP TIME : 2:22.275		DIFFERENCE : 0.153			
D1: Mike PRICE		D2: Callum MACLEOD					
LAP	SECTOR 1	SECTOR 2	SECTOR 3	LAP TIME	MPH	DIFF	TIME OF DAY
1 - D1	OUTLAP	147.4	1:06.570	104.3	43.194	99.7	
2 - D1	43.540	158.2	1:04.328	102.4	37.485	100.9	2:25.353 (2)
3 - D1	41.859	160.1	1:04.166	104.5	36.250	99.5	2:22.275 (1)
4 - D1	41.808	160.9	1:04.064	102.9	36.751	97.9	2:22.623 D

P18		15 GT3PA RAM Racing		BMW M4 GT3			
IDEAL LAP TIME : 2:21.270		BEST LAP TIME : 2:22.532		DIFFERENCE : 1.262			
D1: John FERGUSON		D2: Raffaele MARCIELLO					
LAP	SECTOR 1	SECTOR 2	SECTOR 3	LAP TIME	MPH	DIFF	TIME OF DAY
1 - D1	OUTLAP	125.6	1:08.799	100.4	52.548	100.1	
2 - D1	42.035	162.8	1:04.360	106.1	36.137	100.0	2:22.532 (1)
3 - D1	41.531	162.8	1:07.552	102.6	36.887	101.2	2:25.970 (2)
4 - D1	41.051	163.2	1:04.279	105.1	35.940	99.2	2:24.270 D

2024 British GT Championship

QUALIFYING 1 - GT3 - SECTOR ANALYSIS



SECTOR 1 = FL to I1, SECTOR 2 = I1 to I2, SECTOR 3 = I2 to FL, DIFF = Difference To Personal Best Lap, P = Crossed Finish Line in Pit Lane, D = Time Disallowed

P19	97 GT3SA	Beechdean AMR	Aston Martin Vantage AMR GT3 Evo					
IDEAL LAP TIME : 2:22.531		BEST LAP TIME : 2:23.364		DIFFERENCE : 0.833				
D1: Andrew HOWARD		D2: Jessica HAWKINS						

LAP	SECTOR 1	SECTOR 2	SECTOR 3	LAP TIME	MPH	DIFF	TIME OF DAY
1 - D1	OUTLAP	140.3	1:10.700	93.8	48.578	99.1	17:13:30.221
2 - D1	42.746	150.8	1:06.451	100.4	37.114	99.4	2:26.311 (2) 107.08 2.947 17:15:56.532
3 - D1	41.665	160.1	1:05.424	99.2	36.275	99.4	2:23.364 (1) 109.28 17:18:19.896
4 - D1	41.071	162.4	1:05.231	101.5	36.229	99.1	2:22.531 D 109.92 17:20:42.427

P20	99 GT3PA	Greystone GT	McLaren 720S GT3 Evo					
IDEAL LAP TIME : 2:25.223		BEST LAP TIME : 2:25.545		DIFFERENCE : 0.322				
D1: Andrey BORODIN		D2: Oliver WEBB						

LAP	SECTOR 1	SECTOR 2	SECTOR 3	LAP TIME	MPH	DIFF	TIME OF DAY
1 - D1	OUTLAP	136.1	1:10.735	95.7	38.430	97.6	17:13:47.480
2 - D1	1:14.816	150.4	1:07.653	101.2	37.766	97.9	3:00.235 (3) 86.92 34.690 17:16:47.715
3 - D1	43.177	156.4	1:06.885	101.5	37.159	99.1	2:27.221 (2) 106.42 1.676 17:19:14.936
4 - D1	41.712	159.7	1:06.352	100.6	37.481	98.8	2:25.545 (1) 107.64 17:21:40.481

2024 British GT Championship

QUALIFYING 1 - GT3 - BEST SECTORS

SECTOR 1			SECTOR 2			SECTOR 3			IDEAL / BEST COMPARISON						
POS	NO	NAME	TIME	NO	NAME	TIME	NO	NAME	TIME	POS	NO	NAME	IDEAL	BEST	DIFF
													PERFECT LAP	2:17.527	
1	87	Blackthorn	40.466	18	2 Seas Motorsport	1:02.321	63	Barwell Motorsport	34.740	1	63	Barwell Motorsport	2:17.877	2:17.877	0.000
2	88	Garage 59	40.520	63	Barwell Motorsport	1:02.594	88	Garage 59	34.913	2	18	2 Seas Motorsport	2:18.212	2:18.212	0.000
3	63	Barwell Motorsport	40.543	87	Blackthorn	1:02.759	87	Blackthorn	35.011	3	87	Blackthorn	2:18.236	2:18.236	0.000
4	6	2 Seas Motorsport	40.566	88	Garage 59	1:02.995	18	2 Seas Motorsport	35.030	4	88	Garage 59	2:18.428	2:18.428	0.000
5	18	2 Seas Motorsport	40.861	2	Team RJN	1:03.103	78	Barwell Motorsport	35.163	5	6	2 Seas Motorsport	2:19.241	2:20.577	1.336
6	78	Barwell Motorsport	40.869	77	Garage 59	1:03.220	10	Blackthorn	35.349	6	78	Barwell Motorsport	2:19.413	2:19.710	0.297
7	10	Blackthorn	40.913	6	2 Seas Motorsport	1:03.220	77	Garage 59	35.379	7	77	Garage 59	2:19.584	2:19.717	0.133
8	77	Garage 59	40.985	78	Barwell Motorsport	1:03.381	6	2 Seas Motorsport	35.455	8	10	Blackthorn	2:19.986	2:19.986	0.000
9	15	RAM Racing	41.051	67	Orange Racing by JMH	1:03.572	67	Orange Racing by JMH	35.468	9	67	Orange Racing by JMH	2:20.120	2:21.841	1.721
10	97	Beechdean AMR	41.071	9	Paddock Motorsport	1:03.587	2	Team RJN	35.512	10	2	Team RJN	2:20.462	2:20.486	0.024
11	67	Orange Racing by JMH	41.080	10	Blackthorn	1:03.724	27	Optimum Motorsport	35.523	11	32	J&S Racing	2:20.827	2:20.827	0.000
12	32	J&S Racing	41.170	8	Team Abba Racing	1:03.798	9	Paddock Motorsport	35.606	12	8	Team Abba Racing	2:21.001	2:21.001	0.000
13	8	Team Abba Racing	41.448	27	Optimum Motorsport	1:03.957	32	J&S Racing	35.683	13	9	Paddock Motorsport	2:21.005	2:21.005	0.000
14	22	Century Motorsport	41.601	32	J&S Racing	1:03.974	8	Team Abba Racing	35.755	14	15	RAM Racing	2:21.270	2:22.532	1.262
15	99	Greystone GT	41.712	3	Greystone GT	1:04.064	22	Century Motorsport	35.857	15	27	Optimum Motorsport	2:21.462	2:21.462	0.000
16	3	Greystone GT	41.808	15	RAM Racing	1:04.279	15	RAM Racing	35.940	16	22	Century Motorsport	2:21.890	2:21.963	0.073
17	9	Paddock Motorsport	41.812	22	Century Motorsport	1:04.432	97	Beechdean AMR	36.229	17	3	Greystone GT	2:22.122	2:22.275	0.153
18	2	Team RJN	41.847	97	Beechdean AMR	1:05.231	3	Greystone GT	36.250	18	97	Beechdean AMR	2:22.531	2:23.364	0.833
19	27	Optimum Motorsport	41.982	99	Greystone GT	1:06.352	99	Greystone GT	37.159	19	99	Greystone GT	2:25.223	2:25.545	0.322
20										20	59	Garage 59		2:20.117	

2024 British GT Championship

QUALIFYING 1 - GT3 - BEST SPEEDS

POS	INTERMEDIATE 1			INTERMEDIATE 2			FINISH LINE		
	NO	NAME	MPH	NO	NAME	MPH	NO	NAME	MPH
1	87	Blackthorn	166.5	78	Barwell Motorsport	106.1	63	Barwell Motorsport	101.3
2	88	Garage 59	164.4	77	Garage 59	106.1	77	Garage 59	101.3
3	10	Blackthorn	164.4	15	RAM Racing	106.1	15	RAM Racing	101.2
4	78	Barwell Motorsport	163.6	18	2 Seas Motorsport	105.8	10	Blackthorn	101.0
5	22	Century Motorsport	163.6	6	2 Seas Motorsport	105.8	3	Greystone GT	100.9
6	67	Orange Racing by JMH	163.2	10	Blackthorn	105.6	88	Garage 59	100.7
7	15	RAM Racing	163.2	88	Garage 59	105.5	18	2 Seas Motorsport	100.6
8	63	Barwell Motorsport	162.8	32	J&S Racing	105.3	78	Barwell Motorsport	100.6
9	6	2 Seas Motorsport	162.4	8	Team Abba Racing	105.3	6	2 Seas Motorsport	100.6
10	97	Beechdean AMR	162.4	63	Barwell Motorsport	105.1	27	Optimum Motorsport	100.4
11	18	2 Seas Motorsport	162.0	87	Blackthorn	105.1	87	Blackthorn	100.3
12	32	J&S Racing	162.0	27	Optimum Motorsport	105.0	32	J&S Racing	100.3
13	9	Paddock Motorsport	162.0	22	Century Motorsport	105.0	9	Paddock Motorsport	100.1
14	77	Garage 59	161.7	9	Paddock Motorsport	104.5	67	Orange Racing by JMH	100.0
15	27	Optimum Motorsport	160.9	3	Greystone GT	104.5	22	Century Motorsport	100.0
16	3	Greystone GT	160.9	2	Team RJN	104.3	8	Team Abba Racing	99.7
17	2	Team RJN	160.5	67	Orange Racing by JMH	104.0	2	Team RJN	99.5
18	8	Team Abba Racing	159.7	97	Beechdean AMR	101.5	97	Beechdean AMR	99.4
19	99	Greystone GT	159.7	99	Greystone GT	101.5	99	Greystone GT	99.1
20									

2024 British GT Championship

QUALIFYING 1 - GT3 - STATISTICS

Competitors Started	20
Planned Start	2024-06-22 @ 17:10:00.000
Actual Start	2024-06-22 @ 17:10:00.719
Finish Time	2024-06-22 @ 17:20:03.365
Track Length	4.3520mi.
Total Laps	90
Total Distance Covered	391.6875mi.

Session Fastest Lap History

NO	CL	NAME	LAP TIME	TIME OF DAY	LAP	VEHICLE
67	GT3-SA	Orange Racing by JMH <i>S. ORANGE</i>	2:22.567	17:14:56.133	2	McLaren 720S GT3 Evo
63	GT3-PA	Barwell Motorsport <i>R. COLLARD</i>	2:21.372	17:14:58.632	2	Lamborghini Huracan GT3
78	GT3-PA	Barwell Motorsport <i>A. MARTIN</i>	2:21.013	17:14:59.750	2	Lamborghini Huracan GT3
18	GT3-PA	2 Seas Motorsport <i>K. TSE</i>	2:20.277	17:17:14.152	3	Mercedes-AMG GT3 Evo
18	GT3-PA	2 Seas Motorsport <i>K. TSE</i>	2:19.014	17:19:33.167	4	Mercedes-AMG GT3 Evo
63	GT3-PA	Barwell Motorsport <i>R. COLLARD</i>	2:19.007	17:19:40.125	4	Lamborghini Huracan GT3
87	GT3-PA	Blackthorn <i>G. PETROBELLI</i>	2:18.804	17:19:40.850	4	Aston Martin Vantage AMR
18	GT3-PA	2 Seas Motorsport <i>K. TSE</i>	2:18.212	17:21:51.379	5	Mercedes-AMG GT3 Evo
63	GT3-PA	Barwell Motorsport <i>R. COLLARD</i>	2:17.877	17:21:58.003	5	Lamborghini Huracan GT3

Flag History

TYPE	TIME OF DAY
GREEN	17:10:00.719
FINISH	17:20:03.365

Flag Statistics

TYPE	COUNT	TOTAL LAPS	TOTAL TIME
Green	1	5	15:14.137
Red	0	0	0.000
Safety Car	0	0	0.000
FCY	0	0	0.000

2024 British GT Championship

QUALIFYING 1 - GT3 - STATISTICS

CLASS : GT3-PA

12 Starters

Fastest Lap History

NO	NAME	LAP TIME	TIME OF DAY	LAP	VEHICLE
63	Barwell Motorsport <i>R. COLLARD</i>	2:21.372	17:14:58.632	2	Lamborghini Huracan GT3 Evo2
78	Barwell Motorsport <i>A. MARTIN</i>	2:21.013	17:14:59.750	2	Lamborghini Huracan GT3 Evo2
18	2 Seas Motorsport <i>K. TSE</i>	2:20.277	17:17:14.152	3	Mercedes-AMG GT3 Evo
18	2 Seas Motorsport <i>K. TSE</i>	2:19.014	17:19:33.167	4	Mercedes-AMG GT3 Evo
63	Barwell Motorsport <i>R. COLLARD</i>	2:19.007	17:19:40.125	4	Lamborghini Huracan GT3 Evo2
87	Blackthorn <i>G. PETROBELLI</i>	2:18.804	17:19:40.850	4	Aston Martin Vantage AMR GT3 Evo
18	2 Seas Motorsport <i>K. TSE</i>	2:18.212	17:21:51.379	5	Mercedes-AMG GT3 Evo
63	Barwell Motorsport <i>R. COLLARD</i>	2:17.877	17:21:58.003	5	Lamborghini Huracan GT3 Evo2

2024 British GT Championship

QUALIFYING 1 - GT3 - STATISTICS

CLASS : GT3-SA

7 Starters

Fastest Lap History

NO	NAME	LAP TIME	TIME OF DAY	LAP	VEHICLE
67	Orange Racing by JMH <i>S. ORANGE</i>	2:22.567	17:14:56.133	2	McLaren 720S GT3 Evo
59	Garage 59 <i>S. BALFE</i>	2:22.219	17:17:36.191	3	McLaren 720S GT3 Evo
32	J&S Racing <i>S. KAKAD</i>	2:21.421	17:18:04.443	3	Audi R8 LMS GT3 EVO II
10	Blackthorn <i>M. TOPHAM</i>	2:20.927	17:19:54.556	4	Aston Martin Vantage AMR GT3 Evo
59	Garage 59 <i>S. BALFE</i>	2:20.263	17:19:56.454	4	McLaren 720S GT3 Evo
10	Blackthorn <i>M. TOPHAM</i>	2:19.986	17:22:14.540	5	Aston Martin Vantage AMR GT3 Evo

2024 British GT Championship

QUALIFYING 1 - GT3 - STATISTICS

CLASS : GT3-AM

1 Starters

Fastest Lap History

NO	NAME	LAP TIME	TIME OF DAY	LAP	VEHICLE
88	Garage 59 <i>M. RAMOS</i>	2:21.162	17:15:16.105	2	McLaren 720S GT3 Evo
88	Garage 59 <i>M. RAMOS</i>	2:20.501	17:17:36.606	3	McLaren 720S GT3 Evo
88	Garage 59 <i>M. RAMOS</i>	2:20.313	17:19:56.920	4	McLaren 720S GT3 Evo
88	Garage 59 <i>M. RAMOS</i>	2:18.428	17:22:15.347	5	McLaren 720S GT3 Evo

2024 British GT Championship

QUALIFYING 1 - GT3 - WEATHER CONDITIONS

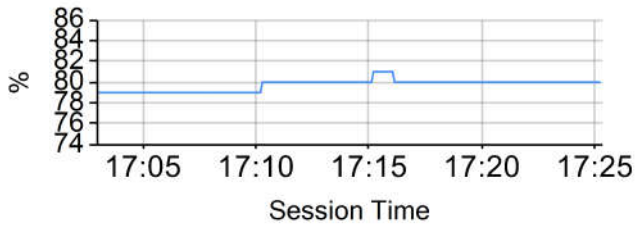
Air Temperature

Min: 14.5°C Max: 15°C



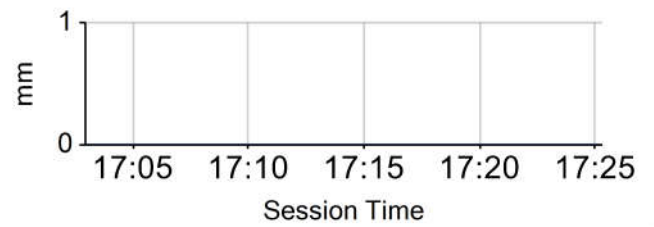
Humidity

Min: 79% Max: 81%



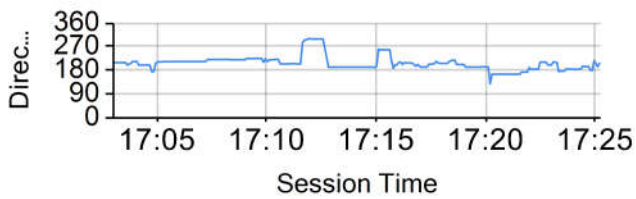
Daily Rainfall

Min: 0mm Max: 0mm



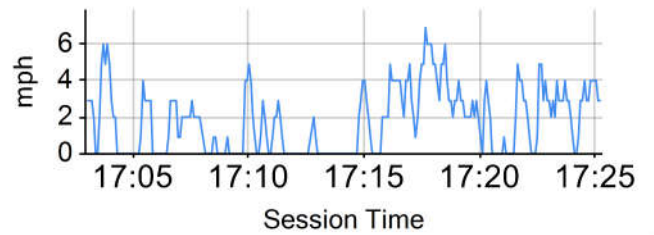
Wind Direction

North = 0/360, East = 90, South = 180, West = 270



Wind Speed

Min: 0mph Max: 6.9mph



2024 British GT Championship

QUALIFYING 2 - GT3 - CLASSIFICATION - FINAL

POS	NO	CL	PIC	TEAM / DRIVERS	CAR	TIME	ON	LAPS	GAP	DIFF	MPH
1	27	GT3PA	1	Optimum Motorsport Mark RADCLIFFE (GBR) / Tom GAMBLE (GBR)	McLaren 720S GT3 Evo	2:15.624	4	5			115.52
2	18	GT3PA	2	2 Seas Motorsport Kevin TSE (HKG) / Maximilian GOETZ (DEU)	Mercedes-AMG GT3 Evo	2:15.846	4	4	0.222	0.222	115.33
3	15	GT3PA	3	RAM Racing John FERGUSON (GBR) / Raffaele MARCIELLO (CHE)	BMW M4 GT3	2:15.926	3	4	0.302	0.080	115.26
4	78	GT3PA	4	Barwell Motorsport Alex MARTIN (GBR) / Sandy MITCHELL (GBR)	Lamborghini Huracan GT3 Evo2	2:16.037	3	4	0.413	0.111	115.17
5	6	GT3PA	5	2 Seas Motorsport Ian LOGGIE (GBR) / Phil KEEN (GBR)	Mercedes-AMG GT3 Evo	2:16.260	4	5	0.636	0.223	114.98
6	10	GT3SA	1	Blackthorn Matt TOPHAM (GBR) / Josh ROWLEDGE (GBR)	Aston Martin Vantage AMR GT3 Evo	2:16.536	3	5	0.912	0.276	114.74
7	22	GT3SA	2	Century Motorsport Carl CAVERS (GBR) / Lewis PLATO (GBR)	BMW M4 GT3	2:16.660	4	5	1.036	0.124	114.64
8	63*	GT3PA	6	Barwell Motorsport Rob COLLARD (GBR) / Ricky COLLARD (GBR)	Lamborghini Huracan GT3 Evo2	2:16.721	5	5	1.097	0.061	114.59
9	9*	GT3PA	7	Paddock Motorsport Mark SMITH (USA) / Martin PLOWMAN (GBR)	McLaren 720S GT3 Evo	2:16.751	4	5	1.127	0.030	114.56
10	3	GT3PA	8	Greystone GT Mike PRICE (GBR) / Callum MACLEOD (GBR)	Mercedes-AMG GT3 Evo	2:16.831	4	4	1.207	0.080	114.50
11	32	GT3SA	3	J&S Racing Sacha KAKAD (GBR) / Hugo COOK (GBR)	Audi R8 LMS GT3 EVO II	2:16.890	4	5	1.266	0.059	114.45
12	87	GT3PA	9	Blackthorn Giacomo PETROBELLI (ITA) / Jonny ADAM (GBR)	Aston Martin Vantage AMR GT3 Evo	2:16.896	3	3	1.272	0.006	114.44
13	8	GT3SA	4	Team Abba Racing Richard NEARY (GBR) / Sam NEARY (GBR)	Mercedes-AMG GT3 Evo	2:16.965	3	5	1.341	0.069	114.39
14	59	GT3SA	5	Garage 59 Shaun BALFE (GBR) / Adam SMALLEY (GBR)	McLaren 720S GT3 Evo	2:17.062	3	3	1.438	0.097	114.30
15	77*	GT3PA	10	Garage 59 Morgan TILLBROOK (GBR) / Marcus CLUTTON (GBR)	McLaren 720S GT3 Evo	2:17.071	3	5	1.447	0.009	114.30
16	2	GT3PA	11	Team RJN Chris BUNCOMBE (GBR) / Alex BUNCOMBE (GBR)	McLaren 720S GT3 Evo	2:17.202	4	5	1.578	0.131	114.19
17	99*	GT3PA	12	Greystone GT Andrey BORODIN (ND) / Oliver WEBB (GBR)	McLaren 720S GT3 Evo	2:17.313	4	5	1.689	0.111	114.10
18	67*	GT3SA	6	Orange Racing by JMH Simon ORANGE (GBR) / Tom ROCHE (GBR)	McLaren 720S GT3 Evo	2:18.398	5	5	2.774	1.085	113.20
19	97	GT3SA	7	Beechdean AMR Andrew HOWARD (GBR) / Jessica HAWKINS (GBR)	Aston Martin Vantage AMR GT3 Evo	2:20.030	4	5	4.406	1.632	111.88

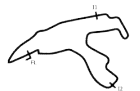
Comments:
No. 9, 63, 77, 99 - 1 Lap time disallowed; exceeding track limits.
No. 67 - 2 Lap times disallowed; exceeding track limits.
Weather / Track : Drizzle / Damp

 Date: 22/06/2024 Start: 17:27 Finish: 17:37
 Spa-Francorchamps: 4.3520 miles

Chief Steward:

Steward:

Steward:


 Results can be found at www.tsl-timing.com

Printed - 09:04 Sunday, 23 June 2024



2024 British GT Championship
QUALIFYING 2 - GT3 - CLASSIFICATION BY CLASS - FINAL
CLASS : GT3 - GT3PA

POS	NO	TEAM / DRIVERS	CAR	TIME	ON	LAPS	GAP	DIFF	MPH
1	27	Optimum Motorsport Mark RADCLIFFE (GBR) / Tom GAMBLE (GBR)	McLaren 720S GT3 Evo	2:15.624	4	5			115.52
2	18	2 Seas Motorsport Kevin TSE (HKG) / Maximilian GOETZ (DEU)	Mercedes-AMG GT3 Evo	2:15.846	4	4	0.222	0.222	115.33
3	15	RAM Racing John FERGUSON (GBR) / Raffaele MARCIELLO (CHE)	BMW M4 GT3	2:15.926	3	4	0.302	0.080	115.26
4	78	Barwell Motorsport Alex MARTIN (GBR) / Sandy MITCHELL (GBR)	Lamborghini Huracan GT3 Evo2	2:16.037	3	4	0.413	0.111	115.17
5	6	2 Seas Motorsport Ian LOGGIE (GBR) / Phil KEEN (GBR)	Mercedes-AMG GT3 Evo	2:16.260	4	5	0.636	0.223	114.98
6	63	Barwell Motorsport Rob COLLARD (GBR) / Ricky COLLARD (GBR)	Lamborghini Huracan GT3 Evo2	2:16.721	5	5	1.097	0.461	114.59
7	9	Paddock Motorsport Mark SMITH (USA) / Martin PLOWMAN (GBR)	McLaren 720S GT3 Evo	2:16.751	4	5	1.127	0.030	114.56
8	3	Greystone GT Mike PRICE (GBR) / Callum MACLEOD (GBR)	Mercedes-AMG GT3 Evo	2:16.831	4	4	1.207	0.080	114.50
9	87	Blackthorn Giacomo PETROBELLI (ITA) / Jonny ADAM (GBR)	Aston Martin Vantage AMR GT3 Evo	2:16.896	3	3	1.272	0.065	114.44
10	77	Garage 59 Morgan TILLBROOK (GBR) / Marcus CLUTTON (GBR)	McLaren 720S GT3 Evo	2:17.071	3	5	1.447	0.175	114.30
11	2	Team RJN Chris BUNCOMBE (GBR) / Alex BUNCOMBE (GBR)	McLaren 720S GT3 Evo	2:17.202	4	5	1.578	0.131	114.19
12	99	Greystone GT Andrey BORODIN (ND) / Oliver WEBB (GBR)	McLaren 720S GT3 Evo	2:17.313	4	5	1.689	0.111	114.10

CLASS : GT3 - GT3SA

POS	NO	TEAM / DRIVERS	CAR	TIME	ON	LAPS	GAP	DIFF	MPH
1	10	Blackthorn Matt TOPHAM (GBR) / Josh ROWLEDGE (GBR)	Aston Martin Vantage AMR GT3 Evo	2:16.536	3	5			114.74
2	22	Century Motorsport Carl CAVERS (GBR) / Lewis PLATO (GBR)	BMW M4 GT3	2:16.660	4	5	0.124	0.124	114.64
3	32	J&S Racing Sacha KAKAD (GBR) / Hugo COOK (GBR)	Audi R8 LMS GT3 EVO II	2:16.890	4	5	0.354	0.230	114.45
4	8	Team Abba Racing Richard NEARY (GBR) / Sam NEARY (GBR)	Mercedes-AMG GT3 Evo	2:16.965	3	5	0.429	0.075	114.39
5	59	Garage 59 Shaun BALFE (GBR) / Adam SMALLEY (GBR)	McLaren 720S GT3 Evo	2:17.062	3	3	0.526	0.097	114.30
6	67	Orange Racing by JMH Simon ORANGE (GBR) / Tom ROCHE (GBR)	McLaren 720S GT3 Evo	2:18.398	5	5	1.862	1.336	113.20
7	97	Beechdean AMR Andrew HOWARD (GBR) / Jessica HAWKINS (GBR)	Aston Martin Vantage AMR GT3 Evo	2:20.030	4	5	3.494	1.632	111.88

Comments:

No. 9, 63, 77, 99 - 1 Lap time disallowed; exceeding track limits.
No. 67 - 2 Lap times disallowed; exceeding track limits.

Weather / Track : Drizzle / Damp

 Date: 22/06/2024 Start: 17:27 Finish: 17:37
Spa-Francorchamps: 4.3520 miles

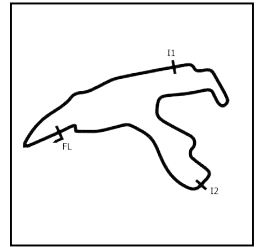
Chief Steward:	Steward:	Steward:	
----------------	----------	----------	---

 Results can be found at www.tsl-timing.com

Printed - 09:03 Sunday, 23 June 2024

2024 British GT Championship

QUALIFYING 2 - GT3 - SECTOR ANALYSIS



SECTOR 1 = FL to I1, SECTOR 2 = I1 to I2, SECTOR 3 = I2 to FL, DIFF = Difference To Personal Best Lap, P = Crossed Finish Line in Pit Lane, D = Time Disallowed

P1 27 GT3PA Optimum Motorsport		McLaren 720S GT3 Evo						
IDEAL LAP TIME : 2:15.502		BEST LAP TIME : 2:15.624		DIFFERENCE : 0.122				
D1: Mark RADCLIFFE		D2: Tom GAMBLE						
LAP	SECTOR 1	SECTOR 2	SECTOR 3	LAP TIME	MPH	DIFF	TIME OF DAY	
1 - D2	OUTLAP	140.9	1:07.786	102.7	49.832	100.6		
2 - D2	40.924	163.6	1:02.024	107.0	34.771	100.4	2:17.719 (3) 113.76 2.095 17:32:23.929	
3 - D2	40.031	164.0	1:01.267	105.0	34.678	100.9	2:15.976 (2) 115.22 0.352 17:34:39.905	
4 - D2	39.887	164.0	1:01.194	107.2	34.543	101.3	2:15.624 (1) 115.52 17:36:55.529	
5 - D2	39.765	164.8	1:04.436	100.7	IN PIT		2:40.676 P 97.50 25.052 17:39:36.205	

P2 18 GT3PA 2 Seas Motorsport		Mercedes-AMG GT3 Evo						
IDEAL LAP TIME : 2:15.363		BEST LAP TIME : 2:15.846		DIFFERENCE : 0.483				
D1: Kevin TSE		D2: Maximilian GOETZ						
LAP	SECTOR 1	SECTOR 2	SECTOR 3	LAP TIME	MPH	DIFF	TIME OF DAY	
1 - D2	OUTLAP	135.0	1:08.651	106.5	37.146	102.2		
2 - D2	40.454	163.2	1:01.096	105.0	34.784	100.7	2:16.334 (3) 114.91 0.488 17:31:47.596	
3 - D2	40.034	164.4	1:01.206	104.0	34.897	101.6	2:16.137 (2) 115.08 0.291 17:34:03.733	
4 - D2	39.865	164.0	1:01.385	105.6	34.596	101.5	2:15.846 (1) 115.33 17:36:19.579	

P3 15 GT3PA RAM Racing		BMW M4 GT3						
IDEAL LAP TIME : 2:15.909		BEST LAP TIME : 2:15.926		DIFFERENCE : 0.017				
D1: John FERGUSON		D2: Raffaele MARCIELLO						
LAP	SECTOR 1	SECTOR 2	SECTOR 3	LAP TIME	MPH	DIFF	TIME OF DAY	
1 - D2	OUTLAP	157.5	1:05.234	104.8	39.383	102.4		
2 - D2	40.514	164.4	1:01.741	106.6	34.539	101.8	2:16.794 (2) 114.53 0.868 17:32:48.249	
3 - D2	39.717	165.6	1:01.653	107.5	34.556	101.3	2:15.926 (1) 115.26 17:35:04.175	
4 - D2	39.814	146.8	1:04.657	105.1	IN PIT		2:28.743 P 105.33 12.817 17:37:32.918	

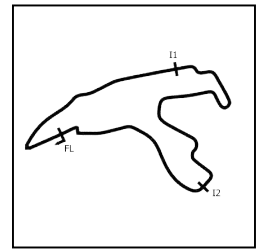
P4 78 GT3PA Barwell Motorsport		Lamborghini Huracan GT3 Evo2						
IDEAL LAP TIME : 2:16.037		BEST LAP TIME : 2:16.037		DIFFERENCE : 0.000				
D1: Alex MARTIN		D2: Sandy MITCHELL						
LAP	SECTOR 1	SECTOR 2	SECTOR 3	LAP TIME	MPH	DIFF	TIME OF DAY	
1 - D2	OUTLAP	162.8	1:05.088	100.1	41.886	101.5		
2 - D2	40.057	165.2	1:02.108	105.3	36.141	102.4	2:18.306 (2) 113.28 2.269 17:32:02.520	
3 - D2	39.521	166.5	1:01.846	106.5	34.670	101.9	2:16.037 (1) 115.17 17:34:18.557	
4 - D2	40.077	166.5	1:03.567	105.8	34.912	102.9	2:18.556 (3) 113.07 2.519 17:36:37.113	

P5 6 GT3PA 2 Seas Motorsport		Mercedes-AMG GT3 Evo						
IDEAL LAP TIME : 2:16.260		BEST LAP TIME : 2:16.260		DIFFERENCE : 0.000				
D1: Ian LOGGIE		D2: Phil KEEN						
LAP	SECTOR 1	SECTOR 2	SECTOR 3	LAP TIME	MPH	DIFF	TIME OF DAY	
1 - D2	OUTLAP	158.6	1:06.953	92.5	39.188	101.0		
2 - D2	40.478	162.8	1:02.139	106.0	34.742	101.8	2:17.359 (2) 114.06 1.099 17:31:57.625	
3 - D2	40.519	161.7	1:03.785	105.8	35.099	101.9	2:19.403 (3) 112.38 3.143 17:34:17.028	
4 - D2	39.955	162.8	1:01.586	106.5	34.719	101.8	2:16.260 (1) 114.98 17:36:33.288	
5 - D2	39.995	162.8	1:03.394	105.0	IN PIT		2:32.656 P 102.63 16.396 17:39:05.944	

P6 10 GT3SA Blackthorn		Aston Martin Vantage AMR GT3 Evo						
IDEAL LAP TIME : 2:16.419		BEST LAP TIME : 2:16.536		DIFFERENCE : 0.117				
D1: Matt TOPHAM		D2: Josh ROWLEDGE						
LAP	SECTOR 1	SECTOR 2	SECTOR 3	LAP TIME	MPH	DIFF	TIME OF DAY	
1 - D2	OUTLAP	144.9	1:06.553	94.5	54.478	101.3		
2 - D2	40.672	164.0	1:02.245	106.3	34.844	100.9	2:17.761 (2) 113.72 1.225 17:32:14.261	
3 - D2	40.110	165.6	1:01.585	105.5	34.841	101.9	2:16.536 (1) 114.74 17:34:30.797	
4 - D2	41.698	160.1	1:03.647	105.1	37.232	102.9	2:22.577 (3) 109.88 6.041 17:36:53.374	
5 - D2	39.993	165.2	1:05.732	102.9	IN PIT		2:35.660 P 100.65 19.124 17:39:29.034	

2024 British GT Championship

QUALIFYING 2 - GT3 - SECTOR ANALYSIS



SECTOR 1 = FL to I1, SECTOR 2 = I1 to I2, SECTOR 3 = I2 to FL, DIFF = Difference To Personal Best Lap, P = Crossed Finish Line in Pit Lane, D = Time Disallowed

P7 22 GT3SA Century Motorsport		BMW M4 GT3					
IDEAL LAP TIME : 2:16.379		BEST LAP TIME : 2:16.660		DIFFERENCE : 0.281			
D1: Carl CAVERS		D2: Lewis PLATO					
LAP	SECTOR 1	SECTOR 2	SECTOR 3	LAP TIME	MPH	DIFF	TIME OF DAY
1 - D2	OUTLAP	146.2	1:04.592	104.0	38.406	102.2	
2 - D2	40.698	164.4	1:01.967	106.3	34.756	101.0	2:17.421 (3) 114.01 0.761 17:29:27.364
3 - D2	40.061	166.1	1:01.962	105.6	34.673	101.0	2:16.696 (2) 114.61 0.036 17:31:44.785
4 - D2	39.744	166.1	1:02.175	105.3	34.741	100.3	2:16.660 (1) 114.64 17:34:01.481
5 - D2	39.744	166.1	1:02.495	106.0	IN PIT		2:27.757 P 106.03 11.097 17:36:18.141

P8 63 GT3PA Barwell Motorsport		Lamborghini Huracan GT3 Evo2					
IDEAL LAP TIME : 2:16.721		BEST LAP TIME : 2:16.721		DIFFERENCE : 0.000			
D1: Rob COLLARD		D2: Ricky COLLARD					
LAP	SECTOR 1	SECTOR 2	SECTOR 3	LAP TIME	MPH	DIFF	TIME OF DAY
1 - D2	OUTLAP	161.3	1:05.368	102.4	48.401	100.9	
2 - D2	41.095	162.8	1:02.459	105.6	35.109	99.5	2:18.663 (3) 112.98 1.942 17:29:52.238
3 - D2	40.129	163.6	1:02.298	105.0	35.686	100.9	2:18.113 (2) 113.43 1.392 17:32:10.901
4 - D2	41.035	163.6	1:02.585	105.3	35.487	102.4	2:19.107 D 112.62 2.386 17:34:29.014
5 - D2	39.692	164.8	1:02.006	105.8	35.023	101.0	2:16.721 (1) 114.59 17:36:48.121

P9 9 GT3PA Paddock Motorsport		McLaren 720S GT3 Evo					
IDEAL LAP TIME : 2:16.751		BEST LAP TIME : 2:16.751		DIFFERENCE : 0.000			
D1: Mark SMITH		D2: Martin PLOWMAN					
LAP	SECTOR 1	SECTOR 2	SECTOR 3	LAP TIME	MPH	DIFF	TIME OF DAY
1 - D2	OUTLAP	147.8	1:05.836	104.3	44.989	99.4	
2 - D2	40.938	163.6	1:02.397	107.0	34.843	100.4	2:18.178 (2) 113.38 1.427 17:29:48.311
3 - D2	40.028	165.2	1:02.829	105.5	34.920	100.7	2:17.777 D 113.71 1.026 17:32:06.489
4 - D2	39.959	165.2	1:01.983	105.8	34.809	100.4	2:16.751 (1) 114.56 17:34:24.266
5 - D2	39.968	165.6	1:03.513	101.8	IN PIT		2:33.398 P 102.13 16.647 17:36:41.017

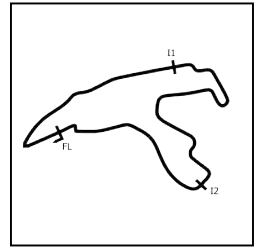
P10 3 GT3PA Greystone GT		Mercedes-AMG GT3 Evo					
IDEAL LAP TIME : 2:16.761		BEST LAP TIME : 2:16.831		DIFFERENCE : 0.070			
D1: Mike PRICE		D2: Callum MACLEOD					
LAP	SECTOR 1	SECTOR 2	SECTOR 3	LAP TIME	MPH	DIFF	TIME OF DAY
1 - D2	OUTLAP	126.1	1:11.201	92.9	55.304	100.7	
2 - D2	40.157	164.0	1:02.166	104.3	35.157	100.0	2:17.480 (3) 113.96 0.649 17:30:15.376
3 - D2	39.999	164.4	1:01.925	104.5	35.012	100.3	2:16.936 (2) 114.41 0.105 17:32:32.856
4 - D2	39.930	164.8	1:01.819	104.5	35.082	100.6	2:16.831 (1) 114.50 17:34:49.792

P11 32 GT3SA J&S Racing		Audi R8 LMS GT3 EVO II					
IDEAL LAP TIME : 2:16.564		BEST LAP TIME : 2:16.890		DIFFERENCE : 0.326			
D1: Sacha KAKAD		D2: Hugo COOK					
LAP	SECTOR 1	SECTOR 2	SECTOR 3	LAP TIME	MPH	DIFF	TIME OF DAY
1 - D2	OUTLAP	150.4	1:04.463	103.8	35.916	101.8	
2 - D2	40.138	163.6	1:02.249	105.5	34.974	100.7	2:17.361 (3) 114.06 0.471 17:29:20.661
3 - D2	40.355	163.2	1:02.078	106.0	34.715	101.3	2:17.148 (2) 114.23 0.258 17:31:38.022
4 - D2	40.051	163.6	1:01.996	106.1	34.843	101.2	2:16.890 (1) 114.45 17:33:55.170
5 - D2	39.853	163.2	1:05.433	97.9	IN PIT		2:36.563 P 100.07 19.673 17:36:12.060

P12 87 GT3PA Blackthorn		Aston Martin Vantage AMR GT3 Evo					
IDEAL LAP TIME : 2:16.306		BEST LAP TIME : 2:16.896		DIFFERENCE : 0.590			
D1: Giacomo PETROBELLI		D2: Jonny ADAM					
LAP	SECTOR 1	SECTOR 2	SECTOR 3	LAP TIME	MPH	DIFF	TIME OF DAY
1 - D2	OUTLAP	134.2	1:10.885	105.6	51.854	101.3	
2 - D2	40.887	162.0	1:02.134	105.5	34.667	101.5	2:17.688 (2) 113.78 0.792 17:30:09.297
3 - D2	40.237	164.4	1:01.837	105.6	34.822	100.7	2:16.896 (1) 114.44 17:32:26.985

2024 British GT Championship

QUALIFYING 2 - GT3 - SECTOR ANALYSIS



SECTOR 1 = FL to I1, SECTOR 2 = I1 to I2, SECTOR 3 = I2 to FL, DIFF = Difference To Personal Best Lap, P = Crossed Finish Line in Pit Lane, D = Time Disallowed

P13		8 GT3SA Team Abba Racing		Mercedes-AMG GT3 Evo			
IDEAL LAP TIME : 2:16.551		BEST LAP TIME : 2:16.965		DIFFERENCE : 0.414			
D1: Richard NEARY		D2: Sam NEARY					
LAP	SECTOR 1	SECTOR 2	SECTOR 3	LAP TIME	MPH	DIFF	TIME OF DAY
1 - D2	OUTLAP	147.8	1:05.659	100.7	44.213	100.1	
2 - D2	40.883	162.0	1:01.807	108.5	35.111	101.2	2:17.801 (3) 113.69 0.836 17:29:45.872 17:32:03.673
3 - D2	40.304	162.8	1:01.522	106.3	35.139	100.4	2:16.965 (1) 114.39 17:34:20.638
4 - D2	40.436	162.0	1:01.923	105.3	34.963	101.0	2:17.322 (2) 114.09 0.357 17:36:37.960
5 - D2	40.066	162.8	1:02.568	103.4	IN PIT		2:30.905 P 103.82 13.940 17:39:08.865

P14		59 GT3SA Garage 59		McLaren 720S GT3 Evo			
IDEAL LAP TIME :		BEST LAP TIME : 2:17.062		DIFFERENCE :			
D1: Shaun BALFE		D2: Adam SMALLEY					
LAP	SECTOR 1	SECTOR 2	SECTOR 3	LAP TIME	MPH	DIFF	TIME OF DAY
1 - D2							17:30:23.659
2 - D2					2:18.354 (2)	113.24	1.292 17:32:42.013
3 - D2					2:17.062 (1)	114.30	17:34:59.075

P15		77 GT3PA Garage 59		McLaren 720S GT3 Evo			
IDEAL LAP TIME : 2:16.977		BEST LAP TIME : 2:17.071		DIFFERENCE : 0.094			
D1: Morgan TILLBROOK		D2: Marcus CLUTTON					
LAP	SECTOR 1	SECTOR 2	SECTOR 3	LAP TIME	MPH	DIFF	TIME OF DAY
1 - D2	OUTLAP	159.7	1:03.929	101.8	49.729	99.8	17:29:53.995
2 - D2	40.413	162.8	1:02.300	104.3	35.394	100.4	2:18.107 (2) 113.44 1.036 17:32:12.102
3 - D2	40.088	162.4	1:01.786	105.1	35.197	101.6	2:17.071 (1) 114.30 17:34:29.173
4 - D2	40.350	162.4	1:01.692	104.8	35.252	100.7	2:17.294 D 114.11 0.223 17:36:46.467
5 - D2	40.154	162.0	1:01.918	104.2	IN PIT		2:29.609 P 104.72 12.538 17:39:16.076

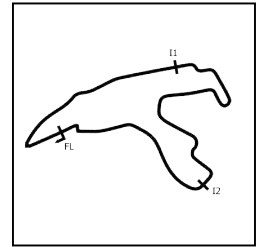
P16		2 GT3PA Team RJN		McLaren 720S GT3 Evo			
IDEAL LAP TIME : 2:17.069		BEST LAP TIME : 2:17.202		DIFFERENCE : 0.133			
D1: Chris BUNCOMBE		D2: Alex BUNCOMBE					
LAP	SECTOR 1	SECTOR 2	SECTOR 3	LAP TIME	MPH	DIFF	TIME OF DAY
1 - D2	OUTLAP	157.5	1:06.255	101.2	39.912	100.3	17:29:41.425
2 - D2	41.479	162.0	1:02.165	105.6	34.985	100.0	2:18.629 (3) 113.01 1.427 17:32:00.054
3 - D2	40.366	163.2	1:01.992	104.5	35.218	100.0	2:17.576 (2) 113.88 0.374 17:34:17.630
4 - D2	40.317	162.4	1:01.900	106.1	34.985	99.1	2:17.202 (1) 114.19 17:36:34.832
5 - D2	40.184	162.8	1:03.087	101.5	IN PIT		2:36.150 P 100.33 18.948 17:39:10.982

P17		99 GT3PA Greystone GT		McLaren 720S GT3 Evo			
IDEAL LAP TIME : 2:17.096		BEST LAP TIME : 2:17.313		DIFFERENCE : 0.217			
D1: Andrey BORODIN		D2: Oliver WEBB					
LAP	SECTOR 1	SECTOR 2	SECTOR 3	LAP TIME	MPH	DIFF	TIME OF DAY
1 - D2	OUTLAP	155.3	1:07.977	90.4	38.499	100.3	17:29:38.459
2 - D2	40.862	163.6	1:02.647	106.1	35.239	100.1	2:18.748 D 112.92 1.435 17:31:57.207
3 - D2	40.381	163.6	1:02.135	105.8	35.031	100.3	2:17.547 (2) 113.90 0.234 17:34:14.754
4 - D2	40.331	163.6	1:01.987	105.0	34.995	100.0	2:17.313 (1) 114.10 17:36:32.067
5 - D2	40.114	163.6	1:04.009	99.7	IN PIT		2:30.625 P 104.01 13.312 17:39:02.692

P18		67 GT3SA Orange Racing by JMH		McLaren 720S GT3 Evo			
IDEAL LAP TIME : 2:17.248		BEST LAP TIME : 2:18.398		DIFFERENCE : 1.150			
D1: Simon ORANGE		D2: Tom ROCHE					
LAP	SECTOR 1	SECTOR 2	SECTOR 3	LAP TIME	MPH	DIFF	TIME OF DAY
1 - D2	OUTLAP	118.5	1:08.468	102.1	39.276	101.3	17:29:36.400
2 - D2	42.088	159.0	1:06.309	103.4	38.587	100.3	2:26.984 D 106.59 8.586 17:32:03.384
3 - D2	41.357	163.6	1:02.194	105.8	35.118	100.3	2:18.669 (2) 112.98 0.271 17:34:22.053
4 - D2	39.982	164.8	1:02.571	105.1	35.154	100.7	2:17.707 D 113.77 17:36:39.760
5 - D2	40.394	163.6	1:02.932	105.8	35.072	101.3	2:18.398 (1) 113.20 17:38:58.158

2024 British GT Championship

QUALIFYING 2 - GT3 - SECTOR ANALYSIS



SECTOR 1 = FL to I1, SECTOR 2 = I1 to I2, SECTOR 3 = I2 to FL, DIFF = Difference To Personal Best Lap, P = Crossed Finish Line in Pit Lane, D = Time Disallowed

P19 97 GT3SA Beechdean AMR		Aston Martin Vantage AMR GT3 Evo						
IDEAL LAP TIME : 2:19.193		BEST LAP TIME : 2:20.030		DIFFERENCE : 0.837				
D1: Andrew HOWARD		D2: Jessica HAWKINS						
LAP	SECTOR 1	SECTOR 2	SECTOR 3	LAP TIME	MPH	DIFF	TIME OF DAY	
1 - D2	OUTLAP	121.1	1:07.167	101.5	37.110	101.0		
2 - D2	42.037	162.0	1:03.119	105.0	35.246	100.7	2:20.402 (2) 111.59 0.372 17:29:32.589 17:31:52.991	
3 - D2	40.906	163.6	1:17.248	90.5	39.465	101.3	2:37.619 (3) 99.40 17.589 17:34:30.610	
4 - D2	41.670	162.8	1:03.192	104.3	35.168	100.4	2:20.030 (1) 111.88 17:36:50.640	
5 - D2	41.340	163.2	1:14.699	95.3	IN PIT		3:02.999 P 85.61 42.969 17:39:53.639	

2024 British GT Championship

QUALIFYING 2 - GT3 - BEST SECTORS

SECTOR 1			SECTOR 2			SECTOR 3			IDEAL / BEST COMPARISON						
POS	NO	NAME	TIME	NO	NAME	TIME	NO	NAME	TIME	POS	NO	NAME	IDEAL	BEST	DIFF
													PERFECT LAP	2:15.156	
1	78	Barwell Motorsport	39.521	18	2 Seas Motorsport	1:01.096	15	RAM Racing	34.539	1	18	2 Seas Motorsport	2:15.363	2:15.846	0.483
2	18	2 Seas Motorsport	39.671	27	Optimum Motorsport	1:01.194	27	Optimum Motorsport	34.543	2	27	Optimum Motorsport	2:15.502	2:15.624	0.122
3	63	Barwell Motorsport	39.692	8	Team Abba Racing	1:01.522	18	2 Seas Motorsport	34.596	3	15	RAM Racing	2:15.909	2:15.926	0.017
4	15	RAM Racing	39.717	10	Blackthorn	1:01.585	87	Blackthorn	34.667	4	78	Barwell Motorsport	2:16.037	2:16.037	0.000
5	22	Century Motorsport	39.744	6	2 Seas Motorsport	1:01.586	78	Barwell Motorsport	34.670	5	6	2 Seas Motorsport	2:16.260	2:16.260	0.000
6	27	Optimum Motorsport	39.765	15	RAM Racing	1:01.653	22	Century Motorsport	34.673	6	87	Blackthorn	2:16.306	2:16.896	0.590
7	87	Blackthorn	39.802	77	Garage 59	1:01.692	32	J&S Racing	34.715	7	22	Century Motorsport	2:16.379	2:16.660	0.281
8	32	J&S Racing	39.853	3	Greystone GT	1:01.819	6	2 Seas Motorsport	34.719	8	10	Blackthorn	2:16.419	2:16.536	0.117
9	3	Greystone GT	39.930	87	Blackthorn	1:01.837	9	Paddock Motorsport	34.809	9	8	Team Abba Racing	2:16.551	2:16.965	0.414
10	6	2 Seas Motorsport	39.955	78	Barwell Motorsport	1:01.846	10	Blackthorn	34.841	10	32	J&S Racing	2:16.564	2:16.890	0.326
11	9	Paddock Motorsport	39.959	2	Team RJN	1:01.900	8	Team Abba Racing	34.963	11	63	Barwell Motorsport	2:16.721	2:16.721	0.000
12	67	Orange Racing by JMH	39.982	22	Century Motorsport	1:01.962	2	Team RJN	34.985	12	9	Paddock Motorsport	2:16.751	2:16.751	0.000
13	10	Blackthorn	39.993	9	Paddock Motorsport	1:01.983	99	Greystone GT	34.995	13	3	Greystone GT	2:16.761	2:16.831	0.070
14	8	Team Abba Racing	40.066	99	Greystone GT	1:01.987	3	Greystone GT	35.012	14	77	Garage 59	2:16.977	2:17.071	0.094
15	77	Garage 59	40.088	32	J&S Racing	1:01.996	63	Barwell Motorsport	35.023	15	2	Team RJN	2:17.069	2:17.202	0.133
16	99	Greystone GT	40.114	63	Barwell Motorsport	1:02.006	67	Orange Racing by JMH	35.072	16	99	Greystone GT	2:17.096	2:17.313	0.217
17	2	Team RJN	40.184	67	Orange Racing by JMH	1:02.194	97	Beechdean AMR	35.168	17	67	Orange Racing by JMH	2:17.248	2:18.398	1.150
18	97	Beechdean AMR	40.906	97	Beechdean AMR	1:03.119	77	Garage 59	35.197	18	97	Beechdean AMR	2:19.193	2:20.030	0.837
19										19	59	Garage 59		2:17.062	

2024 British GT Championship

QUALIFYING 2 - GT3 - BEST SPEEDS

POS	INTERMEDIATE 1			INTERMEDIATE 2			FINISH LINE		
	NO	NAME	MPH	NO	NAME	MPH	NO	NAME	MPH
1	78	Barwell Motorsport	166.5	8	Team Abba Racing	108.5	78	Barwell Motorsport	102.9
2	22	Century Motorsport	166.1	15	RAM Racing	107.5	10	Blackthorn	102.9
3	15	RAM Racing	165.6	27	Optimum Motorsport	107.2	15	RAM Racing	102.4
4	10	Blackthorn	165.6	9	Paddock Motorsport	107.0	63	Barwell Motorsport	102.4
5	9	Paddock Motorsport	165.6	18	2 Seas Motorsport	106.5	18	2 Seas Motorsport	102.2
6	87	Blackthorn	165.2	78	Barwell Motorsport	106.5	22	Century Motorsport	102.2
7	27	Optimum Motorsport	164.8	6	2 Seas Motorsport	106.5	6	2 Seas Motorsport	101.9
8	63	Barwell Motorsport	164.8	10	Blackthorn	106.3	32	J&S Racing	101.8
9	3	Greystone GT	164.8	22	Century Motorsport	106.3	77	Garage 59	101.6
10	67	Orange Racing by JMH	164.8	32	J&S Racing	106.1	87	Blackthorn	101.5
11	18	2 Seas Motorsport	164.4	2	Team RJN	106.1	27	Optimum Motorsport	101.3
12	32	J&S Racing	163.6	99	Greystone GT	106.1	67	Orange Racing by JMH	101.3
13	99	Greystone GT	163.6	63	Barwell Motorsport	105.8	97	Beechdean AMR	101.3
14	97	Beechdean AMR	163.6	67	Orange Racing by JMH	105.8	8	Team Abba Racing	101.2
15	2	Team RJN	163.2	87	Blackthorn	105.6	9	Paddock Motorsport	100.7
16	6	2 Seas Motorsport	162.8	77	Garage 59	105.1	3	Greystone GT	100.7
17	8	Team Abba Racing	162.8	97	Beechdean AMR	105.0	2	Team RJN	100.3
18	77	Garage 59	162.8	3	Greystone GT	104.5	99	Greystone GT	100.3
19									

2024 British GT Championship

QUALIFYING 2 - GT3 - STATISTICS

Competitors Started	19
Planned Start	2024-06-22 @ 17:27:00.000
Actual Start	2024-06-22 @ 17:27:00.654
Finish Time	2024-06-22 @ 17:37:01.940
Track Length	4.3520mi.
Total Laps	87
Total Distance Covered	378.6312mi.

Session Fastest Lap History

NO	CL	NAME	LAP TIME	TIME OF DAY	LAP	VEHICLE
32	GT3-SA	J&S Racing <i>H. COOK</i>	2:17.361	17:31:38.043	2	Audi R8 LMS GT3 EVO II
18	GT3-PA	2 Seas Motorsport <i>M. GOETZ</i>	2:16.334	17:31:47.617	2	Mercedes-AMG GT3 Evo
18	GT3-PA	2 Seas Motorsport <i>M. GOETZ</i>	2:16.137	17:34:03.754	3	Mercedes-AMG GT3 Evo
78	GT3-PA	Barwell Motorsport <i>S. MITCHELL</i>	2:16.037	17:34:18.581	3	Lamborghini Huracan GT3
27	GT3-PA	Optimum Motorsport <i>T. GAMBLE</i>	2:15.976	17:34:39.926	3	McLaren 720S GT3 Evo
15	GT3-PA	RAM Racing <i>R. MARCIELLO</i>	2:15.926	17:35:04.197	3	BMW M4 GT3
18	GT3-PA	2 Seas Motorsport <i>M. GOETZ</i>	2:15.846	17:36:19.600	4	Mercedes-AMG GT3 Evo
27	GT3-PA	Optimum Motorsport <i>T. GAMBLE</i>	2:15.624	17:36:55.550	4	McLaren 720S GT3 Evo

Flag History

TYPE	TIME OF DAY
GREEN	17:27:00.654
FINISH	17:37:01.940

Flag Statistics

TYPE	COUNT	TOTAL LAPS	TOTAL TIME
Green	1	5	15:02.674
Red	0	0	0.000
Safety Car	0	0	0.000
FCY	0	0	0.000

2024 British GT Championship

QUALIFYING 2 - GT3 - STATISTICS

CLASS : GT3-PA

12 Starters

Fastest Lap History

NO	NAME	LAP TIME	TIME OF DAY	LAP	VEHICLE
18	2 Seas Motorsport <i>M. GOETZ</i>	2:16.334	17:31:47.617	2	Mercedes-AMG GT3 Evo
18	2 Seas Motorsport <i>M. GOETZ</i>	2:16.137	17:34:03.754	3	Mercedes-AMG GT3 Evo
78	Barwell Motorsport <i>S. MITCHELL</i>	2:16.037	17:34:18.581	3	Lamborghini Huracan GT3 Evo2
27	Optimum Motorsport <i>T. GAMBLE</i>	2:15.976	17:34:39.926	3	McLaren 720S GT3 Evo
15	RAM Racing <i>R. MARCIELLO</i>	2:15.926	17:35:04.197	3	BMW M4 GT3
18	2 Seas Motorsport <i>M. GOETZ</i>	2:15.846	17:36:19.600	4	Mercedes-AMG GT3 Evo
27	Optimum Motorsport <i>T. GAMBLE</i>	2:15.624	17:36:55.550	4	McLaren 720S GT3 Evo

2024 British GT Championship

QUALIFYING 2 - GT3 - STATISTICS

CLASS : GT3-SA

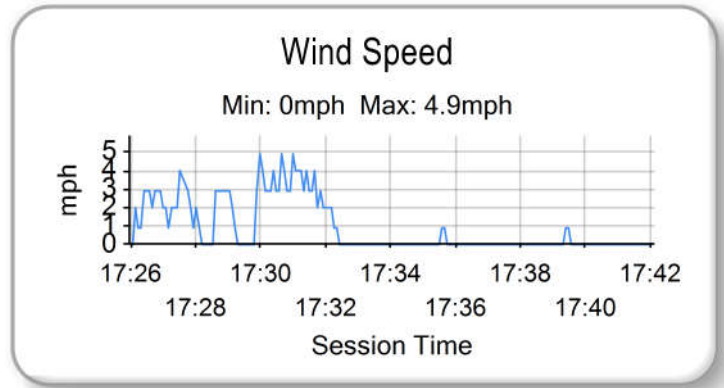
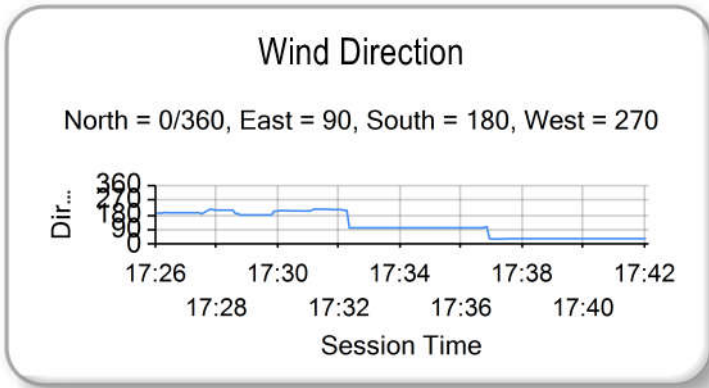
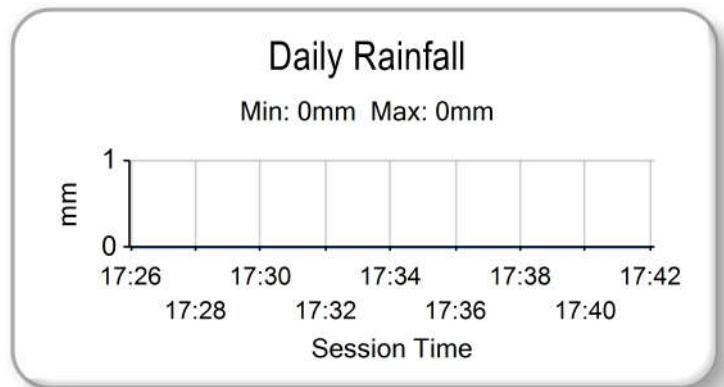
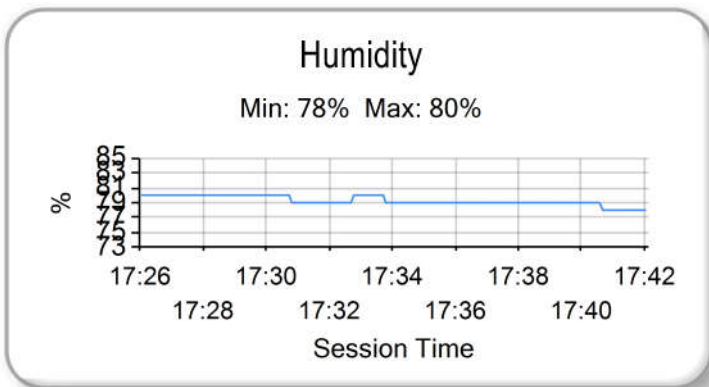
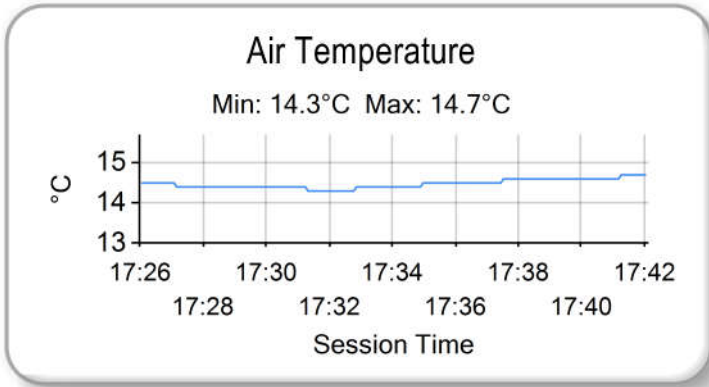
7 Starters

Fastest Lap History

NO	NAME	LAP TIME	TIME OF DAY	LAP	VEHICLE
32	J&S Racing <i>H. COOK</i>	2:17.361	17:31:38.043	2	Audi R8 LMS GT3 EVO II
32	J&S Racing <i>H. COOK</i>	2:17.148	17:33:55.191	3	Audi R8 LMS GT3 EVO II
22	Century Motorsport <i>L. PLATO</i>	2:16.696	17:34:01.502	3	BMW M4 GT3
10	Blackthorn <i>J. ROWLEDGE</i>	2:16.536	17:34:30.816	3	Aston Martin Vantage AMR GT3 Evo

2024 British GT Championship

QUALIFYING 2 - GT3 - WEATHER CONDITIONS



2024 British GT Championship

QUALIFYING - GT3 - COMBINED CLASSIFICATION - FINAL

POS	NO	CL	PIC	NAME	TEAM	TEAM BEST	SESSION 1		SESSION 2	
							LAPS	BEST	LAPS	BEST
1	18	GT3PA	1	2 Seas Motorsport Kevin TSE (HKG) / Maximilian GOETZ (DEU)	Mercedes-AMG GT3 Evo	4:34.058	5	2:18.212	4	2:15.846
2	63	GT3PA	2	Barwell Motorsport Rob COLLARD (GBR) / Ricky COLLARD (GBR)	Lamborghini Huracan GT3 Evo2	4:34.598	5	2:17.877	5	2:16.721
3	87	GT3PA	3	Blackthorn Giacomo PETROBELLI (ITA) / Jonny ADAM (GBR)	Aston Martin Vantage AMR GT3	4:35.132	5	2:18.236	3	2:16.896
4	78	GT3PA	4	Barwell Motorsport Alex MARTIN (GBR) / Sandy MITCHELL (GBR)	Lamborghini Huracan GT3 Evo2	4:35.747	5	2:19.710	4	2:16.037
5	10	GT3SA	1	Blackthorn Matt TOPHAM (GBR) / Josh ROWLEDGE (GBR)	Aston Martin Vantage AMR GT3	4:36.522	5	2:19.986	5	2:16.536
6	77	GT3PA	5	Garage 59 Morgan TILLBROOK (GBR) / Marcus CLUTTON (GBR)	McLaren 720S GT3 Evo	4:36.788	5	2:19.717	5	2:17.071
7	6	GT3PA	6	2 Seas Motorsport Ian LOGGIE (GBR) / Phil KEEN (GBR)	Mercedes-AMG GT3 Evo	4:36.837	5	2:20.577	5	2:16.260
8	27	GT3PA	7	Optimum Motorsport Mark RADCLIFFE (GBR) / Tom GAMBLE (GBR)	McLaren 720S GT3 Evo	4:37.086	4	2:21.462	5	2:15.624
9	59	GT3SA	2	Garage 59 Shaun BALFE (GBR) / Adam SMALLEY (GBR)	McLaren 720S GT3 Evo	4:37.179	5	2:20.117	3	2:17.062
10	2	GT3PA	8	Team RJN Chris BUNCOMBE (GBR) / Alex BUNCOMBE (GBR)	McLaren 720S GT3 Evo	4:37.688	4	2:20.486	5	2:17.202
11	32	GT3SA	3	J&S Racing Sacha KAKAD (GBR) / Hugo COOK (GBR)	Audi R8 LMS GT3 EVO II	4:37.717	4	2:20.827	5	2:16.890
12	9	GT3PA	9	Paddock Motorsport Mark SMITH (USA) / Martin PLOWMAN (GBR)	McLaren 720S GT3 Evo	4:37.756	4	2:21.005	5	2:16.751
13	8	GT3SA	4	Team Abba Racing Richard NEARY (GBR) / Sam NEARY (GBR)	Mercedes-AMG GT3 Evo	4:37.966	4	2:21.001	5	2:16.965
14	15	GT3PA	10	RAM Racing John FERGUSON (GBR) / Raffaele MARCIELLO (CHE)	BMW M4 GT3	4:38.458	4	2:22.532	4	2:15.926
15	22	GT3SA	5	Century Motorsport Carl CAVERS (GBR) / Lewis PLATO (GBR)	BMW M4 GT3	4:38.623	4	2:21.963	5	2:16.660
16	3	GT3PA	11	Greystone GT Mike PRICE (GBR) / Callum MACLEOD (GBR)	Mercedes-AMG GT3 Evo	4:39.106	4	2:22.275	4	2:16.831
17	67	GT3SA	6	Orange Racing by JMH Simon ORANGE (GBR) / Tom ROCHE (GBR)	McLaren 720S GT3 Evo	4:40.239	5	2:21.841	5	2:18.398
18	99	GT3PA	12	Greystone GT Andrey BORODIN (ND) / Oliver WEBB (GBR)	McLaren 720S GT3 Evo	4:42.858	4	2:25.545	5	2:17.313
19	97	GT3SA	7	Beechdean AMR Andrew HOWARD (GBR) / Jessica HAWKINS (GBR)	Aston Martin Vantage AMR GT3	4:43.394	4	2:23.364	5	2:20.030
20	88	GT3AM	1	Garage 59 Miguel RAMOS (PRT)	McLaren 720S GT3 Evo		5	2:18.428	0	

Weather / Track : Drizzle / Damp

Spa-Francorchamps: 4.3520 miles

Chief Steward:

Steward:

Steward:



Results can be found at www.tsl-timing.com

Printed - 09:07 Sunday, 23 June 2024



2024 British GT Championship

WARM UP - CLASSIFICATION - FINAL

POS	NO	CL	PIC	TEAM / DRIVERS	CAR	TIME	ON	LAPS	GAP	DIFF	MPH
1	15	GT3PA	1	RAM Racing John FERGUSON (GBR) / Raffaele MARCIELLO (CHE)	BMW M4 GT3	2:16.299	6	6			114.94
2	63	GT3PA	2	Barwell Motorsport Rob COLLARD (GBR) / Ricky COLLARD (GBR)	Lamborghini Huracan GT3 Evo2	2:16.338	5	6	0.039	0.039	114.91
3	2	GT3PA	3	Team RJN Chris BUNCOMBE (GBR) / Alex BUNCOMBE (GBR)	McLaren 720S GT3 Evo	2:16.516	6	6	0.217	0.178	114.76
4	59	GT3SA	1	Garage 59 Shaun BALFE (GBR) / Adam SMALLEY (GBR)	McLaren 720S GT3 Evo	2:16.802	5	6	0.503	0.286	114.52
5	18	GT3PA	4	2 Seas Motorsport Kevin TSE (HKG) / Maximilian GOETZ (DEU)	Mercedes-AMG GT3 Evo	2:16.845	6	6	0.546	0.043	114.49
6	78	GT3PA	5	Barwell Motorsport Alex MARTIN (GBR) / Sandy MITCHELL (GBR)	Lamborghini Huracan GT3 Evo2	2:16.893	6	6	0.594	0.048	114.45
7	77	GT3PA	6	Garage 59 Morgan TILLBROOK (GBR) / Marcus CLUTTON (GBR)	McLaren 720S GT3 Evo	2:17.448	6	6	1.149	0.555	113.98
8	22	GT3SA	2	Century Motorsport Carl CAVERS (GBR) / Lewis PLATO (GBR)	BMW M4 GT3	2:17.534	6	6	1.235	0.086	113.91
9	9	GT3PA	7	Paddock Motorsport Mark SMITH (USA) / Martin PLOWMAN (GBR)	McLaren 720S GT3 Evo	2:17.644	6	6	1.345	0.110	113.82
10	6	GT3PA	8	2 Seas Motorsport Ian LOGGIE (GBR) / Phil KEEN (GBR)	Mercedes-AMG GT3 Evo	2:17.647	6	6	1.348	0.003	113.82
11	88	GT3AM	1	Garage 59 Miguel RAMOS (PRT)	McLaren 720S GT3 Evo	2:17.883	3	6	1.584	0.236	113.62
12	3	GT3PA	9	Greystone GT Mike PRICE (GBR) / Callum MACLEOD (GBR)	Mercedes-AMG GT3 Evo	2:18.701	6	6	2.402	0.818	112.95
13	67	GT3SA	3	Orange Racing by JMH Simon ORANGE (GBR) / Tom ROCHE (GBR)	McLaren 720S GT3 Evo	2:18.837	6	6	2.538	0.136	112.84
14	87	GT3PA	10	Blackthorn Giacomo PETROBELLI (ITA) / Jonny ADAM (GBR)	Aston Martin Vantage AMR GT3 Evo	2:19.083	5	6	2.784	0.246	112.64
15	27	GT3PA	11	Optimum Motorsport Mark RADCLIFFE (GBR) / Tom GAMBLE (GBR)	McLaren 720S GT3 Evo	2:20.274	2	6	3.975	1.191	111.69
16	10	GT3SA	4	Blackthorn Matt TOPHAM (GBR) / Josh ROWLEDGE (GBR)	Aston Martin Vantage AMR GT3 Evo	2:20.456	2	3	4.157	0.182	111.54
17	97	GT3SA	5	Beechdean AMR Andrew HOWARD (GBR) / Jessica HAWKINS (GBR)	Aston Martin Vantage AMR GT3 Evo	2:20.524	2	3	4.225	0.068	111.49
18	8	GT3SA	6	Team Abba Racing Richard NEARY (GBR) / Sam NEARY (GBR)	Mercedes-AMG GT3 Evo	2:20.804	5	5	4.505	0.280	111.27
19	32	GT3SA	7	J&S Racing Sacha KAKAD (GBR) / Hugo COOK (GBR)	Audi R8 LMS GT3 EVO II	2:21.220	2	6	4.921	0.416	110.94
20	99	GT3PA	12	Greystone GT Andrey BORODIN (ND) / Oliver WEBB (GBR)	McLaren 720S GT3 Evo	2:27.678	2	4	11.379	6.458	106.09
21	7	GT4S	1	Forsetti Motorsport Jamie DAY (GBR) / Mikey PORTER (GBR)	Aston Martin Vantage AMR GT4 Evo	2:29.392	2	5	13.093	1.714	104.87
22	31	GT4PA	1	Team Parker Racing Charles DAWSON (GBR) / Seb MORRIS (GBR)	Mercedes-AMG GT4	2:29.715	5	5	13.416	0.323	104.64
23	61	GT4S	2	Academy Motorsport Erik EVANS (USA) / Marco SIGNORETTI (CAN)	Ford Mustang GT4 2024	2:30.050	5	5	13.751	0.335	104.41
24	95	GT4S	3	RACELAB Sai SANJAY (IND) / Callum DAVIES (GBR)	McLaren Artura GT4	2:30.328	2	5	14.029	0.278	104.22
25	44	GT4PA	2	Toyota Gazoo Racing UK Kavi JUNDUJ (GBR) / Dan VAUGHAN (GBR)	Toyota GR Supra GT4 Evo	2:30.352	4	5	14.053	0.024	104.20
26	90	GT4S	4	Optimum Motorsport Zac MEAKIN (GBR) / Jack BROWN (GBR)	McLaren Artura GT4	2:30.447	5	5	14.148	0.095	104.13
27	11	GT4S	5	Paddock Motorsport Adam HATFIELD (GBR) / Alex WALKER (GBR)	McLaren Artura GT4	2:31.094	2	5	14.795	0.647	103.69
28	17	GT4S	6	RAM Racing Luca HOPKINSON (USA) / Harry GEORGE (GBR)	Mercedes-AMG GT4	2:31.117	4	5	14.818	0.023	103.67
29	29	GT4PA	3	Century Motorsport Ian GOUGH (GBR) / Tom WRIGLEY (GBR)	BMW M4 GT4	2:31.309	2	5	15.010	0.192	103.54
30	69	GT4PA	4	Mahiki Racing Steven LAKE (GBR) / Nathan HARRISON (GBR)	Lotus Emira GT4	2:31.478	5	5	15.179	0.169	103.43
31	62	GT4S	7	Academy Motorsport Will MOORE (GBR) / Matt NICOLL-JONES (GBR)	Ford Mustang GT4 2024	2:31.513	4	5	15.214	0.035	103.40
32	47	GT4PA	5	Forsetti Motorsport Marc WARREN (GBR) / William ORTON (GBR)	Aston Martin Vantage AMR GT4 Evo	2:31.569	4	5	15.270	0.056	103.36
33	56	GT4S	8	DTO Motorsport Freddie TOMLINSON (GBR) / Stuart MIDDLETON (GBR)	Ginetta G56 GT4 Evo	2:31.945	4	4	15.646	0.376	103.11
34	58	GT4PA	6	CWS Racing Colin WHITE (GBR) / Thomas HOLLAND (GBR)	Ginetta G56 GT4 Evo	2:32.556	4	5	16.257	0.611	102.70
35	20	GT4PA	7	Mahiki Racing Ian DUGGAN (GBR) / Gordie MUTCH (GBR)	Lotus Emira GT4	2:34.254	5	5	17.955	1.698	101.56
36	12	GT4PA	8	Paddock Motorsport Ed MCDERMOTT (GBR) / Matt COWLEY (GBR)	Mercedes-AMG GT4	2:36.204	2	5	19.905	1.950	100.30

Weather / Track : Cloudy / Dry

Date: 23/06/2024 Start: 09:55 Finish: 10:10
Spa-Francorchamps: 4.3520 miles

Chief Steward:	Steward:	Steward:	
----------------	----------	----------	---

Results can be found at www.tsl-timing.com

Printed - 12:52 Sunday, 23 June 2024

2024 British GT Championship

WARM UP - CLASSIFICATION BY CATEGORY - FINAL

CATEGORY : GT3

POS	NO	CL	TEAM / DRIVERS	CAR	TIME	ON	LAPS	GAP	DIFF	MPH
1	15	GT3PA	RAM Racing John FERGUSON (GBR) / Raffaele MARCIELLO (CHE)	BMW M4 GT3	2:16.299	6	6			114.94
2	63	GT3PA	Barwell Motorsport Rob COLLARD (GBR) / Ricky COLLARD (GBR)	Lamborghini Huracan GT3 Evo2	2:16.338	5	6	0.039	0.039	114.91
3	2	GT3PA	Team RJN Chris BUNCOMBE (GBR) / Alex BUNCOMBE (GBR)	McLaren 720S GT3 Evo	2:16.516	6	6	0.217	0.178	114.76
4	59	GT3SA	Garage 59 Shaun BALFE (GBR) / Adam SMALLEY (GBR)	McLaren 720S GT3 Evo	2:16.802	5	6	0.503	0.286	114.52
5	18	GT3PA	2 Seas Motorsport Kevin TSE (HKG) / Maximilian GOETZ (DEU)	Mercedes-AMG GT3 Evo	2:16.845	6	6	0.546	0.043	114.49
6	78	GT3PA	Barwell Motorsport Alex MARTIN (GBR) / Sandy MITCHELL (GBR)	Lamborghini Huracan GT3 Evo2	2:16.893	6	6	0.594	0.048	114.45
7	77	GT3PA	Garage 59 Morgan TILLBROOK (GBR) / Marcus CLUTTON (GBR)	McLaren 720S GT3 Evo	2:17.448	6	6	1.149	0.555	113.98
8	22	GT3SA	Century Motorsport Carl CAVERS (GBR) / Lewis PLATO (GBR)	BMW M4 GT3	2:17.534	6	6	1.235	0.086	113.91
9	9	GT3PA	Paddock Motorsport Mark SMITH (USA) / Martin PLOWMAN (GBR)	McLaren 720S GT3 Evo	2:17.644	6	6	1.345	0.110	113.82
10	6	GT3PA	2 Seas Motorsport Ian LOGGIE (GBR) / Phil KEEN (GBR)	Mercedes-AMG GT3 Evo	2:17.647	6	6	1.348	0.003	113.82
11	88	GT3AM	Garage 59 Miguel RAMOS (PRT)	McLaren 720S GT3 Evo	2:17.883	3	6	1.584	0.236	113.62
12	3	GT3PA	Greystone GT Mike PRICE (GBR) / Callum MACLEOD (GBR)	Mercedes-AMG GT3 Evo	2:18.701	6	6	2.402	0.818	112.95
13	67	GT3SA	Orange Racing by JMH Simon ORANGE (GBR) / Tom ROCHE (GBR)	McLaren 720S GT3 Evo	2:18.837	6	6	2.538	0.136	112.84
14	87	GT3PA	Blackthorn Giacomo PETROBELLI (ITA) / Jonny ADAM (GBR)	Aston Martin Vantage AMR GT3 Evo	2:19.083	5	6	2.784	0.246	112.64
15	27	GT3PA	Optimum Motorsport Mark RADCLIFFE (GBR) / Tom GAMBLE (GBR)	McLaren 720S GT3 Evo	2:20.274	2	6	3.975	1.191	111.69
16	10	GT3SA	Blackthorn Matt TOPHAM (GBR) / Josh ROWLEDGE (GBR)	Aston Martin Vantage AMR GT3 Evo	2:20.456	2	3	4.157	0.182	111.54
17	97	GT3SA	Beechdean AMR Andrew HOWARD (GBR) / Jessica HAWKINS (GBR)	Aston Martin Vantage AMR GT3 Evo	2:20.524	2	3	4.225	0.068	111.49
18	8	GT3SA	Team Abba Racing Richard NEARY (GBR) / Sam NEARY (GBR)	Mercedes-AMG GT3 Evo	2:20.804	5	5	4.505	0.280	111.27
19	32	GT3SA	J&S Racing Sacha KAKAD (GBR) / Hugo COOK (GBR)	Audi R8 LMS GT3 EVO II	2:21.220	2	6	4.921	0.416	110.94
20	99	GT3PA	Greystone GT Andrey BORODIN (ND) / Oliver WEBB (GBR)	McLaren 720S GT3 Evo	2:27.678	2	4	11.379	6.458	106.09

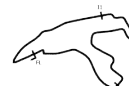
Weather / Track : Cloudy / Dry

 Date: 23/06/2024 Start: 09:55 Finish: 10:10
 Spa-Francorchamps: 4.3520 miles

Chief Steward:

Steward:

Steward:



2024 British GT Championship

WARM UP - CLASSIFICATION BY CATEGORY - FINAL

CATEGORY : GT4

POS	NO	CL	TEAM / DRIVERS	CAR	TIME	ON	LAPS	GAP	DIFF	MPH
1	7	GT4S	Forsetti Motorsport Jamie DAY (GBR) / Mikey PORTER (GBR)	Aston Martin Vantage AMR GT4 Evo	2:29.392	2	5			104.87
2	31	GT4PA	Team Parker Racing Charles DAWSON (GBR) / Seb MORRIS (GBR)	Mercedes-AMG GT4	2:29.715	5	5	0.323	0.323	104.64
3	61	GT4S	Academy Motorsport Erik EVANS (USA) / Marco SIGNORETTI (CAN)	Ford Mustang GT4 2024	2:30.050	5	5	0.658	0.335	104.41
4	95	GT4S	RACELAB Sai SANJAY (IND) / Callum DAVIES (GBR)	McLaren Artura GT4	2:30.328	2	5	0.936	0.278	104.22
5	44	GT4PA	Toyota Gazoo Racing UK Kavi JUNDU (GBR) / Dan VAUGHAN (GBR)	Toyota GR Supra GT4 Evo	2:30.352	4	5	0.960	0.024	104.20
6	90	GT4S	Optimum Motorsport Zac MEAKIN (GBR) / Jack BROWN (GBR)	McLaren Artura GT4	2:30.447	5	5	1.055	0.095	104.13
7	11	GT4S	Paddock Motorsport Adam HATFIELD (GBR) / Alex WALKER (GBR)	McLaren Artura GT4	2:31.094	2	5	1.702	0.647	103.69
8	17	GT4S	RAM Racing Luca HOPKINSON (USA) / Harry GEORGE (GBR)	Mercedes-AMG GT4	2:31.117	4	5	1.725	0.023	103.67
9	29	GT4PA	Century Motorsport Ian GOUGH (GBR) / Tom WRIGLEY (GBR)	BMW M4 GT4	2:31.309	2	5	1.917	0.192	103.54
10	69	GT4PA	Mahiki Racing Steven LAKE (GBR) / Nathan HARRISON (GBR)	Lotus Emira GT4	2:31.478	5	5	2.086	0.169	103.43
11	62	GT4S	Academy Motorsport Will MOORE (GBR) / Matt NICOLL-JONES (GBR)	Ford Mustang GT4 2024	2:31.513	4	5	2.121	0.035	103.40
12	47	GT4PA	Forsetti Motorsport Marc WARREN (GBR) / William ORTON (GBR)	Aston Martin Vantage AMR GT4 Evo	2:31.569	4	5	2.177	0.056	103.36
13	56	GT4S	DTO Motorsport Freddie TOMLINSON (GBR) / Stuart MIDDLETON (GBR)	Ginetta G56 GT4 Evo	2:31.945	4	4	2.553	0.376	103.11
14	58	GT4PA	CWS Racing Colin WHITE (GBR) / Thomas HOLLAND (GBR)	Ginetta G56 GT4 Evo	2:32.556	4	5	3.164	0.611	102.70
15	20	GT4PA	Mahiki Racing Ian DUGGAN (GBR) / Gordie MUTCH (GBR)	Lotus Emira GT4	2:34.254	5	5	4.862	1.698	101.56
16	12	GT4PA	Paddock Motorsport Ed MCDERMOTT (GBR) / Matt COWLEY (GBR)	Mercedes-AMG GT4	2:36.204	2	5	6.812	1.950	100.30

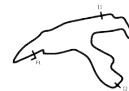
Weather / Track : Cloudy / Dry

Date: 23/06/2024 Start: 09:55 Finish: 10:10
Spa-Francorchamps: 4.3520 miles

Chief Steward:

Steward:

Steward:



2024 British GT Championship

WARM UP - CLASSIFICATION BY CLASS - FINAL

CLASS : GT3 - GT3PA

POS	NO	TEAM / DRIVERS	CAR	TIME	ON	LAPS	GAP	DIFF	MPH
1	15	RAM Racing John FERGUSON (GBR) / Raffaele MARCIELLO (CHE)	BMW M4 GT3	2:16.299	6	6			114.94
2	63	Barwell Motorsport Rob COLLARD (GBR) / Ricky COLLARD (GBR)	Lamborghini Huracan GT3 Evo2	2:16.338	5	6	0.039	0.039	114.91
3	2	Team RJN Chris BUNCOMBE (GBR) / Alex BUNCOMBE (GBR)	McLaren 720S GT3 Evo	2:16.516	6	6	0.217	0.178	114.76
4	18	2 Seas Motorsport Kevin TSE (HKG) / Maximilian GOETZ (DEU)	Mercedes-AMG GT3 Evo	2:16.845	6	6	0.546	0.329	114.49
5	78	Barwell Motorsport Alex MARTIN (GBR) / Sandy MITCHELL (GBR)	Lamborghini Huracan GT3 Evo2	2:16.893	6	6	0.594	0.048	114.45
6	77	Garage 59 Morgan TILLBROOK (GBR) / Marcus CLUTTON (GBR)	McLaren 720S GT3 Evo	2:17.448	6	6	1.149	0.555	113.98
7	9	Paddock Motorsport Mark SMITH (USA) / Martin PLOWMAN (GBR)	McLaren 720S GT3 Evo	2:17.644	6	6	1.345	0.196	113.82
8	6	2 Seas Motorsport Ian LOGGIE (GBR) / Phil KEEN (GBR)	Mercedes-AMG GT3 Evo	2:17.647	6	6	1.348	0.003	113.82
9	3	Greystone GT Mike PRICE (GBR) / Callum MACLEOD (GBR)	Mercedes-AMG GT3 Evo	2:18.701	6	6	2.402	1.054	112.95
10	87	Blackthorn Giacomo PETROBELLI (ITA) / Jonny ADAM (GBR)	Aston Martin Vantage AMR GT3 Evo	2:19.083	5	6	2.784	0.382	112.64
11	27	Optimum Motorsport Mark RADCLIFFE (GBR) / Tom GAMBLE (GBR)	McLaren 720S GT3 Evo	2:20.274	2	6	3.975	1.191	111.69
12	99	Greystone GT Andrey BORODIN (ND) / Oliver WEBB (GBR)	McLaren 720S GT3 Evo	2:27.678	2	4	11.379	7.404	106.09

CLASS : GT3 - GT3SA

POS	NO	TEAM / DRIVERS	CAR	TIME	ON	LAPS	GAP	DIFF	MPH
1	59	Garage 59 Shaun BALFE (GBR) / Adam SMALLEY (GBR)	McLaren 720S GT3 Evo	2:16.802	5	6			114.52
2	22	Century Motorsport Carl CAVERS (GBR) / Lewis PLATO (GBR)	BMW M4 GT3	2:17.534	6	6	0.732	0.732	113.91
3	67	Orange Racing by JMH Simon ORANGE (GBR) / Tom ROCHE (GBR)	McLaren 720S GT3 Evo	2:18.837	6	6	2.035	1.303	112.84
4	10	Blackthorn Matt TOPHAM (GBR) / Josh ROWLEDGE (GBR)	Aston Martin Vantage AMR GT3 Evo	2:20.456	2	3	3.654	1.619	111.54
5	97	Beechdean AMR Andrew HOWARD (GBR) / Jessica HAWKINS (GBR)	Aston Martin Vantage AMR GT3 Evo	2:20.524	2	3	3.722	0.068	111.49
6	8	Team Abba Racing Richard NEARY (GBR) / Sam NEARY (GBR)	Mercedes-AMG GT3 Evo	2:20.804	5	5	4.002	0.280	111.27
7	32	J&S Racing Sacha KAKAD (GBR) / Hugo COOK (GBR)	Audi R8 LMS GT3 EVO II	2:21.220	2	6	4.418	0.416	110.94

CLASS : GT3 - GT3AM

POS	NO	TEAM / DRIVERS	CAR	TIME	ON	LAPS	GAP	DIFF	MPH
1	88	Garage 59 Miguel RAMOS (PRT)	McLaren 720S GT3 Evo	2:17.883	3	6			113.62

Weather / Track : Cloudy / Dry

Date: 23/06/2024 Start: 09:55 Finish: 10:10
Spa-Francorchamps: 4.3520 miles

Chief Steward:

Steward:

Steward:



2024 British GT Championship

WARM UP - CLASSIFICATION BY CLASS - FINAL

CLASS : GT4 - GT4PA

POS	NO	TEAM / DRIVERS	CAR	TIME	ON	LAPS	GAP	DIFF	MPH
1	31	Team Parker Racing Charles DAWSON (GBR) / Seb MORRIS (GBR)	Mercedes-AMG GT4	2:29.715	5	5			104.64
2	44	Toyota Gazoo Racing UK Kavi JUNDU (GBR) / Dan VAUGHAN (GBR)	Toyota GR Supra GT4 Evo	2:30.352	4	5	0.637	0.637	104.20
3	29	Century Motorsport Ian GOUGH (GBR) / Tom WRIGLEY (GBR)	BMW M4 GT4	2:31.309	2	5	1.594	0.957	103.54
4	69	Mahiki Racing Steven LAKE (GBR) / Nathan HARRISON (GBR)	Lotus Emira GT4	2:31.478	5	5	1.763	0.169	103.43
5	47	Forsetti Motorsport Marc WARREN (GBR) / William ORTON (GBR)	Aston Martin Vantage AMR GT4 Evo	2:31.569	4	5	1.854	0.091	103.36
6	58	CWS Racing Colin WHITE (GBR) / Thomas HOLLAND (GBR)	Ginetta G56 GT4 Evo	2:32.556	4	5	2.841	0.987	102.70
7	20	Mahiki Racing Ian DUGGAN (GBR) / Gordie MUTCH (GBR)	Lotus Emira GT4	2:34.254	5	5	4.539	1.698	101.56
8	12	Paddock Motorsport Ed MCDERMOTT (GBR) / Matt COWLEY (GBR)	Mercedes-AMG GT4	2:36.204	2	5	6.489	1.950	100.30

CLASS : GT4 - GT4S

POS	NO	TEAM / DRIVERS	CAR	TIME	ON	LAPS	GAP	DIFF	MPH
1	7	Forsetti Motorsport Jamie DAY (GBR) / Mikey PORTER (GBR)	Aston Martin Vantage AMR GT4 Evo	2:29.392	2	5			104.87
2	61	Academy Motorsport Erik EVANS (USA) / Marco SIGNORETTI (CAN)	Ford Mustang GT4 2024	2:30.050	5	5	0.658	0.658	104.41
3	95	RACELAB Sai SANJAY (IND) / Callum DAVIES (GBR)	McLaren Artura GT4	2:30.328	2	5	0.936	0.278	104.22
4	90	Optimum Motorsport Zac MEAKIN (GBR) / Jack BROWN (GBR)	McLaren Artura GT4	2:30.447	5	5	1.055	0.119	104.13
5	11	Paddock Motorsport Adam HATFIELD (GBR) / Alex WALKER (GBR)	McLaren Artura GT4	2:31.094	2	5	1.702	0.647	103.69
6	17	RAM Racing Luca HOPKINSON (USA) / Harry GEORGE (GBR)	Mercedes-AMG GT4	2:31.117	4	5	1.725	0.023	103.67
7	62	Academy Motorsport Will MOORE (GBR) / Matt NICOLL-JONES (GBR)	Ford Mustang GT4 2024	2:31.513	4	5	2.121	0.396	103.40
8	56	DTO Motorsport Freddie TOMLINSON (GBR) / Stuart MIDDLETON (GBR)	Ginetta G56 GT4 Evo	2:31.945	4	4	2.553	0.432	103.11

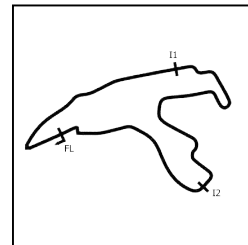
Weather / Track : Cloudy / Dry

Date: 23/06/2024 Start: 09:55 Finish: 10:10
Spa-Francorchamps: 4.3520 miles

Chief Steward:	Steward:	Steward:	
----------------	----------	----------	---

2024 British GT Championship

WARM UP - SECTOR ANALYSIS



SECTOR 1 = FL to I1, SECTOR 2 = I1 to I2, SECTOR 3 = I2 to FL, DIFF = Difference To Personal Best Lap, P = Crossed Finish Line in Pit Lane, D = Time Disallowed

P1		15 GT3PA RAM Racing			BMW M4 GT3			
IDEAL LAP TIME : 2:16.299		BEST LAP TIME : 2:16.299			DIFFERENCE : 0.000			
D1: John FERGUSON		D2: Raffaele MARCIELLO						
LAP	SECTOR 1	SECTOR 2	SECTOR 3	LAP TIME	MPH	DIFF	TIME OF DAY	
1 - D1	OUTLAP	161.7	1:05.913	105.5	35.812	101.5		
2 - D1	40.209	163.2	1:05.391	104.0	35.754	101.3	2:21.354 (3)	
3 - D1	40.220	162.8	1:04.522	106.1	35.765	100.6	2:20.507 (2)	
4 - D1	1:09.775	49.9	1:15.475	105.5	IN PIT		3:14.142 P	
5 - D2	OUTLAP	141.5	1:06.597	99.5	40.472	102.1	4:15.532	
6 - D2	39.106	164.4	1:02.615	107.5	34.578	101.5	2:16.299 (1)	
							114.94	
							57.843	
							10:09:52.289	
							10:12:08.588	

P2		63 GT3PA Barwell Motorsport			Lamborghini Huracan GT3 Evo2			
IDEAL LAP TIME : 2:16.338		BEST LAP TIME : 2:16.338			DIFFERENCE : 0.000			
D1: Rob COLLARD		D2: Ricky COLLARD						
LAP	SECTOR 1	SECTOR 2	SECTOR 3	LAP TIME	MPH	DIFF	TIME OF DAY	
1 - D1	OUTLAP	157.1	1:05.285	103.4	IN PIT		P	
2 - D2	OUTLAP	159.4	1:05.306	104.5	50.303	101.3	3:56.213	
3 - D2	40.005	160.9	1:40.994	102.4	48.187	102.2	3:09.186	
4 - D2	39.477	162.0	1:03.311	104.5	35.221	99.1	2:18.009 (2)	
5 - D2	39.272	164.4	1:02.463	105.6	34.603	100.4	2:16.338 (1)	
6 - D2	41.106	160.1	1:04.560	105.6	34.716	100.0	2:20.382 (3)	
							111.60	
							4.044	
							10:11:47.972	

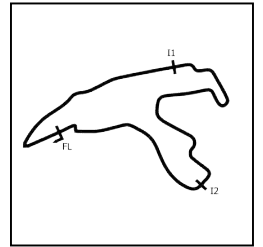
P3		2 GT3PA Team RJN			McLaren 720S GT3 Evo			
IDEAL LAP TIME : 2:16.516		BEST LAP TIME : 2:16.516			DIFFERENCE : 0.000			
D1: Chris BUNCOMBE		D2: Alex BUNCOMBE						
LAP	SECTOR 1	SECTOR 2	SECTOR 3	LAP TIME	MPH	DIFF	TIME OF DAY	
1 - D1	OUTLAP	156.4	1:05.993	102.9	36.297	99.5		
2 - D1	40.588	159.7	1:04.249	102.9	35.585	99.4	2:20.422 (3)	
3 - D1	40.607	160.1	1:13.691	96.6	IN PIT		2:40.795 P	
4 - D2	OUTLAP	157.5	1:03.770	105.5	38.447	100.6	4:27.449	
5 - D2	39.611	162.4	1:02.572	106.3	34.867	99.7	2:17.050 (2)	
6 - D2	39.452	162.4	1:02.211	105.6	34.853	99.4	2:16.516 (1)	
							114.76	
							24.279	
							10:06:59.855	
							10:11:33.421	

P4		59 GT3SA Garage 59			McLaren 720S GT3 Evo			
IDEAL LAP TIME : 2:16.697		BEST LAP TIME : 2:16.802			DIFFERENCE : 0.105			
D1: Shaun BALFE		D2: Adam SMALLEY						
LAP	SECTOR 1	SECTOR 2	SECTOR 3	LAP TIME	MPH	DIFF	TIME OF DAY	
1 - D1	OUTLAP	151.4	1:05.695	105.0	37.638	99.8		
2 - D1	40.618	157.5	1:03.926	105.8	35.183	100.3	2:19.727 (2)	
3 - D1	39.964	159.4	1:03.436	105.8	IN PIT		2:27.991 P	
4 - D2	OUTLAP	158.2	1:02.328	107.8	34.913	100.6	4:02.880	
5 - D2	39.533	161.3	1:02.360	105.5	34.909	100.7	2:16.802 (1)	
6 - D2	39.460	162.8	1:04.141	107.3	IN PIT		2:25.955 P	
							107.34	
							9.153	
							10:11:27.067	

P5		18 GT3PA 2 Seas Motorsport			Mercedes-AMG GT3 Evo			
IDEAL LAP TIME : 2:16.845		BEST LAP TIME : 2:16.845			DIFFERENCE : 0.000			
D1: Kevin TSE		D2: Maximilian GOETZ						
LAP	SECTOR 1	SECTOR 2	SECTOR 3	LAP TIME	MPH	DIFF	TIME OF DAY	
1 - D1	OUTLAP	156.7	1:05.088	104.8	35.619	100.0		
2 - D1	40.126	160.9	1:04.094	106.0	36.795	101.3	2:21.015 (3)	
3 - D1	39.492	162.4	1:04.710	103.8	35.222	100.0	2:19.424 (2)	
4 - D1	40.004	101.6	1:38.465	104.5	IN PIT		3:01.704 P	
5 - D2	OUTLAP	159.7	1:03.458	105.0	35.865	101.8	4:07.869	
6 - D2	39.285	162.8	1:02.453	106.5	35.107	101.5	2:16.845 (1)	
							114.49	
							1:51.024	
							10:09:13.349	
							10:11:30.194	

2024 British GT Championship

WARM UP - SECTOR ANALYSIS



SECTOR 1 = FL to I1, SECTOR 2 = I1 to I2, SECTOR 3 = I2 to FL, DIFF = Difference To Personal Best Lap, P = Crossed Finish Line in Pit Lane, D = Time Disallowed

P6 78 GT3PA Barwell Motorsport		Lamborghini Huracan GT3 Evo2						
IDEAL LAP TIME : 2:16.622		BEST LAP TIME : 2:16.893		DIFFERENCE : 0.271				
D1: Alex MARTIN		D2: Sandy MITCHELL						
LAP	SECTOR 1	SECTOR 2	SECTOR 3	LAP TIME	MPH	DIFF	TIME OF DAY	
1 - D1	OUTLAP	155.3	1:05.482	102.7	37.921	100.3	09:57:51.512	
2 - D1	39.951	160.9	1:03.600	104.3	35.160	100.4	2:18.711 (3) 112.95 1.818 10:00:10.223	
3 - D1	39.317	162.4	1:03.866	104.2	IN PIT		2:27.782 P 106.01 10.889 10:02:38.005	
4 - D2	OUTLAP	162.8	1:03.461	105.3	34.958	100.7	3:39.181 71.48 1:22.288 10:06:17.186	
5 - D2	39.176	159.4	1:04.031	103.4	34.862	100.9	2:18.069 (2) 113.47 1.176 10:08:35.255	
6 - D2	38.975	163.6	1:02.785	105.0	35.133	101.6	2:16.893 (1) 114.45 10:10:52.148	

P7 77 GT3PA Garage 59		McLaren 720S GT3 Evo						
IDEAL LAP TIME : 2:17.208		BEST LAP TIME : 2:17.448		DIFFERENCE : 0.240				
D1: Morgan TILLBROOK		D2: Marcus CLUTTON						
LAP	SECTOR 1	SECTOR 2	SECTOR 3	LAP TIME	MPH	DIFF	TIME OF DAY	
1 - D1	OUTLAP	155.7	1:08.146	102.2	36.467	99.8	09:58:13.758	
2 - D1	41.246	152.5	1:05.566	100.0	36.727	100.4	2:23.539 (3) 109.15 6.091 10:00:37.297	
3 - D1	40.954	157.1	1:03.765	105.1	46.954	48.9	2:31.673 103.29 14.225 10:03:08.970	
4 - D1	1:06.932	154.9	1:03.711	105.0	35.163	101.9	2:45.806 94.49 28.358 10:05:54.776	
5 - D1	40.394	159.0	1:03.899	106.3	35.100	101.6	2:19.393 (2) 112.39 1.945 10:08:14.169	
6 - D1	39.557	160.9	1:02.551	105.8	35.340	100.6	2:17.448 (1) 113.98 10:10:31.617	

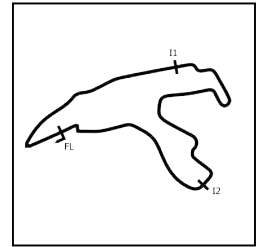
P8 22 GT3SA Century Motorsport		BMW M4 GT3						
IDEAL LAP TIME : 2:17.140		BEST LAP TIME : 2:17.534		DIFFERENCE : 0.394				
D1: Carl CAVERS		D2: Lewis PLATO						
LAP	SECTOR 1	SECTOR 2	SECTOR 3	LAP TIME	MPH	DIFF	TIME OF DAY	
1 - D1	OUTLAP	159.4	1:07.501	103.4	37.210	100.0	09:57:32.717	
2 - D1	40.635	162.8	1:04.583	104.0	35.697	100.1	2:20.915 (3) 111.18 3.381 09:59:53.632	
3 - D1	39.939	163.6	1:04.686	104.8	IN PIT		2:28.738 P 105.33 11.204 10:02:22.370	
4 - D2	OUTLAP	163.6	1:03.465	106.1	34.834	100.4	4:07.101 63.40 1:49.567 10:06:29.471	
5 - D2	39.261	163.2	1:04.203	107.0	34.863	101.3	2:18.327 (2) 113.26 0.793 10:08:47.798	
6 - D2	38.841	166.5	1:03.809	105.1	34.884	101.0	2:17.534 (1) 113.91 10:11:05.332	

P9 9 GT3PA Paddock Motorsport		McLaren 720S GT3 Evo						
IDEAL LAP TIME : 2:17.594		BEST LAP TIME : 2:17.644		DIFFERENCE : 0.050				
D1: Mark SMITH		D2: Martin PLOWMAN						
LAP	SECTOR 1	SECTOR 2	SECTOR 3	LAP TIME	MPH	DIFF	TIME OF DAY	
1 - D1	OUTLAP	156.0	1:05.481	103.8	35.830	99.4	09:57:36.351	
2 - D1	40.709	160.5	1:04.455	103.7	35.680	99.5	2:20.844 (3) 111.24 3.200 09:59:57.195	
3 - D1	40.615	161.7	1:04.707	102.9	IN PIT		2:30.398 P 104.17 12.754 10:02:27.593	
4 - D2	OUTLAP	161.7	1:03.770	105.3	35.023	99.8	4:09.658 62.75 1:52.014 10:06:37.251	
5 - D2	39.662	163.6	1:03.763	93.9	35.690	99.7	2:19.115 (2) 112.62 1.471 10:08:56.366	
6 - D2	39.605	162.4	1:02.966	105.8	35.073	99.5	2:17.644 (1) 113.82 10:11:14.010	

P10 6 GT3PA 2 Seas Motorsport		Mercedes-AMG GT3 Evo						
IDEAL LAP TIME : 2:17.647		BEST LAP TIME : 2:17.647		DIFFERENCE : 0.000				
D1: Ian LOGGIE		D2: Phil KEEN						
LAP	SECTOR 1	SECTOR 2	SECTOR 3	LAP TIME	MPH	DIFF	TIME OF DAY	
1 - D1	OUTLAP	153.2	1:05.448	103.7	36.015	99.8	09:57:22.905	
2 - D1	40.399	158.2	1:03.943	104.0	35.603	99.4	2:19.945 (3) 111.95 2.298 09:59:42.850	
3 - D1	39.794	159.7	1:03.436	104.5	35.333	100.0	2:18.563 (2) 113.07 0.916 10:02:01.413	
4 - D1	41.079	92.8	1:40.778	104.0	IN PIT		3:06.113 P 84.18 48.466 10:05:07.526	
5 - D2	OUTLAP	157.9	1:03.320	104.6	35.181	100.1	4:18.271 60.66 2:00.624 10:09:25.797	
6 - D2	39.781	159.7	1:02.864	105.6	35.002	99.7	2:17.647 (1) 113.82 10:11:43.444	

2024 British GT Championship

WARM UP - SECTOR ANALYSIS



SECTOR 1 = FL to I1, SECTOR 2 = I1 to I2, SECTOR 3 = I2 to FL, DIFF = Difference To Personal Best Lap, P = Crossed Finish Line in Pit Lane, D = Time Disallowed

P11 88 GT3AM Garage 59		McLaren 720S GT3 Evo								
IDEAL LAP TIME : 2:17.379		BEST LAP TIME : 2:17.883			DIFFERENCE : 0.504					
D1: Miguel RAMOS										
LAP	SECTOR 1	SECTOR 2		SECTOR 3		LAP TIME	MPH	DIFF	TIME OF DAY	
1 - D1	OUTLAP	147.4	1:07.611	102.2	38.146	101.3			09:58:01.305	
2 - D1	39.847	160.5	1:02.928	107.0	35.119	99.4	2:17.894 (2)	113.61	0.011	10:00:19.199
3 - D1	39.670	162.0	1:02.825	105.8	35.388	99.8	2:17.883 (1)	113.62		10:02:37.082
4 - D1	1:25.592	125.2	1:07.261	95.8	36.675	101.2	3:09.528	82.66	51.645	10:05:46.610
5 - D1	39.742	162.0	1:03.292	105.0	35.238	101.2	2:18.272 (3)	113.30	0.389	10:08:04.882
6 - D1	39.435	162.4	1:08.373	100.0	IN PIT		2:38.390 P	98.91	20.507	10:10:43.272

P12 3 GT3PA Greystone GT		Mercedes-AMG GT3 Evo								
IDEAL LAP TIME : 2:18.701		BEST LAP TIME : 2:18.701			DIFFERENCE : 0.000					
D1: Mike PRICE		D2: Callum MACLEOD								
LAP	SECTOR 1	SECTOR 2		SECTOR 3		LAP TIME	MPH	DIFF	TIME OF DAY	
1 - D1	OUTLAP	152.5	1:05.789	103.8	36.876	99.1				09:57:33.016
2 - D1	40.787	160.9	1:04.500	103.2	35.667	99.8	2:20.954 (3)	111.15	2.253	09:59:53.970
3 - D1	39.932	162.4	1:04.713	104.6	36.225	99.2	2:20.870 (2)	111.21	2.169	10:02:14.840
4 - D1	1:06.366	49.6	1:21.080	105.1	IN PIT		3:13.763 P	80.85	55.062	10:05:28.603
5 - D2	OUTLAP	157.9	1:03.890	104.5	35.308	99.7	4:10.063	62.65	1:51.362	10:09:38.666
6 - D2	39.774	162.4	1:03.716	103.7	35.211	98.9	2:18.701 (1)	112.95		10:11:57.367

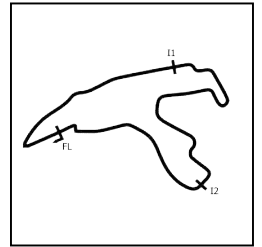
P13 67 GT3SA Orange Racing by JMH		McLaren 720S GT3 Evo								
IDEAL LAP TIME : 2:18.761		BEST LAP TIME : 2:18.837			DIFFERENCE : 0.076					
D1: Simon ORANGE		D2: Tom ROCHE								
LAP	SECTOR 1	SECTOR 2		SECTOR 3		LAP TIME	MPH	DIFF	TIME OF DAY	
1 - D1	OUTLAP	144.9	1:06.148	102.7	37.309	100.4				09:57:34.462
2 - D1	39.778	163.6	1:05.110	105.6	36.718	97.5	2:21.606 (3)	110.64	2.769	09:59:56.068
3 - D1	40.000	163.2	1:04.120	106.0	35.515	99.1	2:19.635 (2)	112.20	0.798	10:02:15.703
4 - D1	1:07.187	49.7	1:21.172	103.0	IN PIT		3:15.733 P	80.04	56.896	10:05:31.436
5 - D1	OUTLAP	159.7	1:05.067	105.1	35.554	100.9	4:11.125	62.38	1:52.288	10:09:42.561
6 - D1	39.854	164.4	1:03.927	105.0	35.056	100.4	2:18.837 (1)	112.84		10:12:01.398

P14 87 GT3PA Blackthorn		Aston Martin Vantage AMR GT3 Evo								
IDEAL LAP TIME : 2:18.241		BEST LAP TIME : 2:19.083			DIFFERENCE : 0.842					
D1: Giacomo PETROBELLI		D2: Jonny ADAM								
LAP	SECTOR 1	SECTOR 2		SECTOR 3		LAP TIME	MPH	DIFF	TIME OF DAY	
1 - D1	OUTLAP	151.8	1:05.612	103.5	36.885	99.2				09:57:24.336
2 - D1	40.255	162.4	1:04.544	104.0	35.860	99.2	2:20.659 (3)	111.38	1.576	09:59:44.995
3 - D1	39.961	164.0	1:04.092	105.0	IN PIT		2:27.843 P	105.97	8.760	10:02:12.838
4 - D2	OUTLAP	160.5	1:04.051	101.8	35.942	99.8	4:10.022	62.66	1:50.939	10:06:22.860
5 - D2	39.829	163.6	1:03.452	96.0	35.802	100.1	2:19.083 (1)	112.64		10:08:41.943
6 - D2	40.606	161.7	1:05.044	104.5	34.960	100.4	2:20.610 (2)	111.42	1.527	10:11:02.553

P15 27 GT3PA Optimum Motorsport		McLaren 720S GT3 Evo								
IDEAL LAP TIME : 2:19.434		BEST LAP TIME : 2:20.274			DIFFERENCE : 0.840					
D1: Mark RADCLIFFE		D2: Tom GAMBLE								
LAP	SECTOR 1	SECTOR 2		SECTOR 3		LAP TIME	MPH	DIFF	TIME OF DAY	
1 - D1	OUTLAP	154.9	1:05.683	104.8	36.010	101.0				09:57:48.687
2 - D1	40.585	159.7	1:04.213	106.1	35.476	100.7	2:20.274 (1)	111.69		10:00:08.961
3 - D1	40.832	150.8	1:04.684	105.3	36.802	101.2	2:22.318 (3)	110.08	2.044	10:02:31.279
4 - D1	1:27.388	112.0	1:07.353	105.6	36.397	100.4	3:11.138	81.96	50.864	10:05:42.417
5 - D1	40.388	159.7	1:03.791	106.1	36.141	100.7	2:20.320 (2)	111.65	0.046	10:08:02.737
6 - D1	40.167	156.7	1:06.454	105.0	36.191	100.9	2:22.812	109.70	2.538	10:10:25.549

2024 British GT Championship

WARM UP - SECTOR ANALYSIS



SECTOR 1 = FL to I1, SECTOR 2 = I1 to I2, SECTOR 3 = I2 to FL, DIFF = Difference To Personal Best Lap, P = Crossed Finish Line in Pit Lane, D = Time Disallowed

P16 10 GT3SA Blackthorn		Aston Martin Vantage AMR GT3 Evo						
IDEAL LAP TIME : 2:20.456		BEST LAP TIME : 2:20.456		DIFFERENCE : 0.000				
D1: Matt TOPHAM		D2: Josh ROWLEDGE						
LAP	SECTOR 1	SECTOR 2	SECTOR 3	LAP TIME	MPH	DIFF	TIME OF DAY	
1 - D1	OUTLAP	149.7	1:05.644	105.6	36.024	99.4	09:57:26.100	
2 - D1	40.102	159.0	1:04.670	105.8	35.684	100.6	2:20.456 (1) 111.54 09:59:46.556	
3 - D1	40.192	160.1	1:04.937	104.8	IN PIT		2:29.290 P 104.94 8.834 10:02:15.846	

P17 97 GT3SA Beechdean AMR		Aston Martin Vantage AMR GT3 Evo						
IDEAL LAP TIME : 2:19.756		BEST LAP TIME : 2:20.524		DIFFERENCE : 0.768				
D1: Andrew HOWARD		D2: Jessica HAWKINS						
LAP	SECTOR 1	SECTOR 2	SECTOR 3	LAP TIME	MPH	DIFF	TIME OF DAY	
1 - D1	OUTLAP	155.7	1:05.890	102.4	35.888	100.7	09:57:27.650	
2 - D1	40.246	162.8	1:04.297	103.0	35.981	99.1	2:20.524 (1) 111.49 09:59:48.174	
3 - D1	40.097	163.2	1:03.771	102.7	IN PIT		2:29.894 P 104.52 9.370 10:02:18.068	

P18 8 GT3SA Team Abba Racing		Mercedes-AMG GT3 Evo						
IDEAL LAP TIME : 2:18.728		BEST LAP TIME : 2:20.804		DIFFERENCE : 2.076				
D1: Richard NEARY		D2: Sam NEARY						
LAP	SECTOR 1	SECTOR 2	SECTOR 3	LAP TIME	MPH	DIFF	TIME OF DAY	
1 - D2	OUTLAP	158.2	1:05.388	104.8	IN PIT		09:57:48.950	
2 - D2	OUTLAP	157.5	1:02.741	106.1	IN PIT		4:13.371 P 61.83 1:52.567 10:02:02.321	
3 - D1	OUTLAP	128.5	1:06.315	103.2	36.052	98.6	3:56.159 66.34 1:35.355 10:05:58.480	
4 - D1	40.141	159.7	1:06.947	97.5	35.923	100.6	2:23.011 (2) 109.55 2.207 10:08:21.491	
5 - D1	40.064	159.4	1:04.783	98.6	35.957	97.9	2:20.804 (1) 111.27 10:10:42.295	

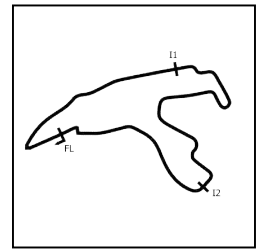
P19 32 GT3SA J&S Racing		Audi R8 LMS GT3 EVO II						
IDEAL LAP TIME : 2:18.459		BEST LAP TIME : 2:21.220		DIFFERENCE : 2.761				
D1: Sacha KAKAD		D2: Hugo COOK						
LAP	SECTOR 1	SECTOR 2	SECTOR 3	LAP TIME	MPH	DIFF	TIME OF DAY	
1 - D1	OUTLAP	157.9	1:04.904	104.8	36.205	85.9	09:57:37.391	
2 - D1	41.418	162.8	1:04.017	105.3	35.785	87.7	2:21.220 (1) 110.94 09:59:58.611	
3 - D1	40.741	163.6	1:05.064	103.8	35.542	100.4	2:21.347 (2) 110.84 0.127 10:02:19.958	
4 - D1	1:10.294	49.5	1:16.302	104.3	35.919	100.3	3:02.515 (3) 85.84 41.295 10:05:22.473	
5 - D1	39.871	160.9	1:04.259	104.8	IN PIT		2:28.603 P 105.43 7.383 10:07:51.076	
6 - D2	OUTLAP	156.4	1:05.540	106.0	34.571	101.8	3:55.433 66.54 1:34.213 10:11:46.509	

P20 99 GT3PA Greystone GT		McLaren 720S GT3 Evo						
IDEAL LAP TIME : 2:27.547		BEST LAP TIME : 2:27.678		DIFFERENCE : 0.131				
D1: Andrey BORODIN		D2: Oliver WEBB						
LAP	SECTOR 1	SECTOR 2	SECTOR 3	LAP TIME	MPH	DIFF	TIME OF DAY	
1 - D1	OUTLAP	148.7	1:10.627	99.5	37.756	98.5	09:58:31.607	
2 - D1	43.098	158.2	1:07.300	103.2	37.280	99.4	2:27.678 (1) 106.09 10:00:59.285	
3 - D1	42.967	156.7	1:18.447	49.7	IN PIT		3:28.031 P 75.31 1:00.353 10:04:27.316	
4 - D1	OUTLAP	106.3	1:17.608	81.0	IN PIT		4:50.877 P 53.86 2:23.199 10:09:18.193	

P21 7 GT4S Forsetti Motorsport		Aston Martin Vantage AMR GT4 Evo						
IDEAL LAP TIME : 2:29.288		BEST LAP TIME : 2:29.392		DIFFERENCE : 0.104				
D1: Jamie DAY		D2: Mikey PORTER						
LAP	SECTOR 1	SECTOR 2	SECTOR 3	LAP TIME	MPH	DIFF	TIME OF DAY	
1 - D2	OUTLAP	149.7	1:09.249	98.1	38.686	93.0	09:58:09.356	
2 - D2	42.757	154.9	1:08.210	98.1	38.425	91.4	2:29.392 (1) 104.87 10:00:38.748	
3 - D2	42.798	152.5	1:08.700	97.5	IN PIT		3:05.828 P 84.31 36.436 10:03:44.576	
4 - D1	OUTLAP	151.8	1:08.906	97.8	38.527	91.4	5:12.636 50.11 2:43.244 10:08:57.212	
5 - D1	42.912	153.9	1:08.580	96.8	38.321	91.5	2:29.813 (2) 104.58 0.421 10:11:27.025	

2024 British GT Championship

WARM UP - SECTOR ANALYSIS



SECTOR 1 = FL to I1, SECTOR 2 = I1 to I2, SECTOR 3 = I2 to FL, DIFF = Difference To Personal Best Lap, P = Crossed Finish Line in Pit Lane, D = Time Disallowed

P22 31 GT4PA Team Parker Racing		Mercedes-AMG GT4						
IDEAL LAP TIME : 2:29.715		BEST LAP TIME : 2:29.715		DIFFERENCE : 0.000				
D1: Charles DAWSON		D2: Seb MORRIS						
LAP	SECTOR 1	SECTOR 2	SECTOR 3	LAP TIME	MPH	DIFF	TIME OF DAY	
1 - D1	OUTLAP	146.2	1:09.925	96.4	38.961	90.4	09:58:04.235	
2 - D1	43.395	149.7	1:08.619	96.4	38.893	90.0	10:00:35.142	
3 - D1	43.453	149.7	1:08.743	95.5	IN PIT	2:59.648 P	10:03:34.790	
4 - D2	OUTLAP	150.1	1:09.094	93.9	38.616	90.4	2:19.054 10:08:23.559	
5 - D2	43.029	150.8	1:08.231	95.7	38.455	90.3	2:29.715 (1) 104.64 10:10:53.274	

P23 61 GT4S Academy Motorsport		Ford Mustang GT4 2024						
IDEAL LAP TIME : 2:30.049		BEST LAP TIME : 2:30.050		DIFFERENCE : 0.001				
D1: Erik EVANS		D2: Marco SIGNORETTI						
LAP	SECTOR 1	SECTOR 2	SECTOR 3	LAP TIME	MPH	DIFF	TIME OF DAY	
1 - D1	OUTLAP	137.2	1:12.259	98.3	39.290	93.7	09:58:27.380	
2 - D1	42.827	155.3	1:09.973	97.2	IN PIT	2:39.017 P	10:01:06.397	
3 - D2	OUTLAP	139.5	1:11.123	97.3	38.343	93.0	5:21.944 10:06:28.341	
4 - D2	42.545	153.5	1:09.502	96.1	39.909	93.5	2:31.956 (2) 103.10 10:09:00.297	
5 - D2	42.450	157.1	1:09.256	97.1	38.344	93.0	2:30.050 (1) 104.41 10:11:30.347	

P24 95 GT4S RACELAB		McLaren Artura GT4						
IDEAL LAP TIME : 2:29.829		BEST LAP TIME : 2:30.328		DIFFERENCE : 0.499				
D1: Sai SANJAY		D2: Callum DAVIES						
LAP	SECTOR 1	SECTOR 2	SECTOR 3	LAP TIME	MPH	DIFF	TIME OF DAY	
1 - D1	OUTLAP	147.1	1:09.725	95.4	38.790	90.1	09:58:11.456	
2 - D1	43.277	149.7	1:08.689	94.7	38.362	89.5	2:30.328 (1) 104.22 10:00:41.784	
3 - D1	43.155	148.7	1:08.312	96.1	IN PIT	3:08.525 P	10:03:50.309	
4 - D2	OUTLAP	145.2	1:09.707	95.4	39.277	90.4	4:01.915 10:07:52.224	
5 - D2	43.515	148.1	1:08.988	95.1	38.764	91.0	2:31.267 (2) 103.57 0.939 10:10:23.491	

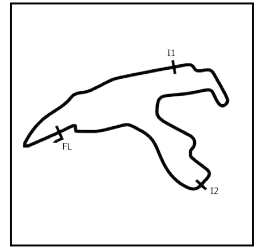
P25 44 GT4PA Toyota Gazoo Racing UK		Toyota GR Supra GT4 Evo						
IDEAL LAP TIME : 2:30.349		BEST LAP TIME : 2:30.352		DIFFERENCE : 0.003				
D1: Kavi JUNDU		D2: Dan VAUGHAN						
LAP	SECTOR 1	SECTOR 2	SECTOR 3	LAP TIME	MPH	DIFF	TIME OF DAY	
1 - D1	OUTLAP	152.1	1:10.137	97.2	38.684	92.5	09:58:19.503	
2 - D1	43.733	151.8	1:09.629	95.0	IN PIT	2:39.742 P	98.08 9.390 10:00:59.245	
3 - D2	OUTLAP	149.1	1:09.445	97.5	38.766	91.5	5:10.270 10:06:09.515	
4 - D2	43.336	152.8	1:08.721	96.1	38.295	91.6	2:30.352 (1) 104.20 10:08:39.867	
5 - D2	43.333	153.5	1:09.645	97.8	IN PIT	2:39.395 P	98.29 9.043 10:11:19.262	

P26 90 GT4S Optimum Motorsport		McLaren Artura GT4						
IDEAL LAP TIME : 2:29.826		BEST LAP TIME : 2:30.447		DIFFERENCE : 0.621				
D1: Zac MEAKIN		D2: Jack BROWN						
LAP	SECTOR 1	SECTOR 2	SECTOR 3	LAP TIME	MPH	DIFF	TIME OF DAY	
1 - D1	OUTLAP	145.2	1:09.109	96.1	38.527	91.4	09:58:12.115	
2 - D1	43.104	147.8	1:08.478	96.0	IN PIT	2:37.762 P	99.31 7.315 10:00:49.877	
3 - D2	OUTLAP	146.2	1:09.992	94.6	38.424	90.4	5:35.230 10:06:25.107	
4 - D2	43.291	148.1	1:09.459	95.0	38.433	90.4	2:31.183 (2) 103.63 0.736 10:08:56.290	
5 - D2	42.974	150.4	1:09.099	95.4	38.374	90.3	2:30.447 (1) 104.13 10:11:26.737	

P27 11 GT4S Paddock Motorsport		McLaren Artura GT4						
IDEAL LAP TIME : 2:30.403		BEST LAP TIME : 2:31.094		DIFFERENCE : 0.691				
D1: Adam HATFIELD		D2: Alex WALKER						
LAP	SECTOR 1	SECTOR 2	SECTOR 3	LAP TIME	MPH	DIFF	TIME OF DAY	
1 - D1	OUTLAP	146.8	1:11.270	94.6	39.168	90.3	09:58:17.199	
2 - D1	43.911	148.1	1:08.644	95.3	38.539	90.3	2:31.094 (1) 103.69 10:00:48.293	
3 - D1	43.270	147.8	1:09.008	92.8	IN PIT	3:22.921 P	77.20 51.827 10:04:11.214	
4 - D2	OUTLAP	145.2	1:10.294	94.3	39.145	89.5	5:17.812 10:09:29.026	
5 - D2	43.978	148.1	1:09.782	96.8	38.489	90.1	2:32.249 (2) 102.90 1.155 10:12:01.275	

2024 British GT Championship

WARM UP - SECTOR ANALYSIS



SECTOR 1 = FL to I1, SECTOR 2 = I1 to I2, SECTOR 3 = I2 to FL, DIFF = Difference To Personal Best Lap, P = Crossed Finish Line in Pit Lane, D = Time Disallowed

P28 17 GT4S RAM Racing		Mercedes-AMG GT4						
IDEAL LAP TIME : 2:31.012		BEST LAP TIME : 2:31.117		DIFFERENCE : 0.105				
D1: Luca HOPKINSON		D2: Harry GEORGE						
LAP	SECTOR 1	SECTOR 2	SECTOR 3	LAP TIME	MPH	DIFF	TIME OF DAY	
1 - D2	OUTLAP	145.5	1:10.143	97.5	IN PIT		09:58:20.884	
2 - D1	OUTLAP	129.0	1:40.640	49.1	48.341	89.2	6:13.453	
3 - D1	44.804	147.1	1:09.469	95.1	38.962	89.0	2:33.235 (2)	
4 - D1	43.662	148.1	1:08.691	97.1	38.764	88.1	2:31.117 (1)	
5 - D1	43.557	149.4	1:09.352	96.8	42.396	87.8	2:35.305 (3)	

P29 29 GT4PA Century Motorsport		BMW M4 GT4						
IDEAL LAP TIME : 2:30.763		BEST LAP TIME : 2:31.309		DIFFERENCE : 0.546				
D1: Ian GOUGH		D2: Tom WRIGLEY						
LAP	SECTOR 1	SECTOR 2	SECTOR 3	LAP TIME	MPH	DIFF	TIME OF DAY	
1 - D1	OUTLAP	146.8	1:11.104	97.5	38.654	90.8	09:58:34.246	
2 - D1	43.736	150.8	1:08.943	96.1	38.630	90.3	2:31.309 (1)	
3 - D1	47.659	143.0	1:25.160	49.9	IN PIT		3:26.445 P	
4 - D2	OUTLAP	149.1	1:09.777	95.3	38.625	90.3	4:50.900	
5 - D2	43.285	151.4	1:10.546	95.1	38.535	90.5	2:32.366 (2)	

P30 69 GT4PA Mahiki Racing		Lotus Emira GT4						
IDEAL LAP TIME : 2:31.344		BEST LAP TIME : 2:31.478		DIFFERENCE : 0.134				
D1: Steven LAKE		D2: Nathan HARRISON						
LAP	SECTOR 1	SECTOR 2	SECTOR 3	LAP TIME	MPH	DIFF	TIME OF DAY	
1 - D2	OUTLAP	136.9	1:10.211	95.8	38.606	90.4	09:58:30.933	
2 - D2	45.093	147.1	1:09.020	95.7	38.692	90.1	2:32.805 (2)	
3 - D2	44.248	147.1	1:18.916	49.9	IN PIT		3:26.616 P	
4 - D2	OUTLAP	145.5	1:09.359	95.5	38.929	91.5	3:28.283	
5 - D2	43.891	147.4	1:09.154	96.5	38.433	90.9	2:31.478 (1)	

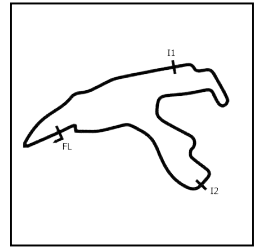
P31 62 GT4S Academy Motorsport		Ford Mustang GT4 2024						
IDEAL LAP TIME : 2:30.155		BEST LAP TIME : 2:31.513		DIFFERENCE : 1.358				
D1: Will MOORE		D2: Matt NICOLL-JONES						
LAP	SECTOR 1	SECTOR 2	SECTOR 3	LAP TIME	MPH	DIFF	TIME OF DAY	
1 - D1	OUTLAP	151.1	1:10.217	96.5	38.639	93.5	09:58:06.489	
2 - D1	43.023	155.3	1:09.076	98.2	IN PIT		2:37.545 P	
3 - D2	OUTLAP	146.8	1:10.044	97.9	38.858	92.8	5:23.869	
4 - D2	42.849	156.4	1:09.737	94.3	38.927	92.3	2:31.513 (1)	
5 - D2	42.440	151.1	1:10.467	96.9	38.709	91.9	2:31.616 (2)	

P32 47 GT4PA Forsetti Motorsport		Aston Martin Vantage AMR GT4 Evo						
IDEAL LAP TIME : 2:29.757		BEST LAP TIME : 2:31.569		DIFFERENCE : 1.812				
D1: Marc WARREN		D2: William ORTON						
LAP	SECTOR 1	SECTOR 2	SECTOR 3	LAP TIME	MPH	DIFF	TIME OF DAY	
1 - D2	OUTLAP	148.7	1:09.079	97.1	39.181	93.0	09:58:08.604	
2 - D2	42.762	153.2	1:08.188	98.3	IN PIT		2:38.036 P	
3 - D1	OUTLAP	147.4	1:09.218	95.1	39.016	91.4	5:20.099	
4 - D1	43.295	150.8	1:09.039	98.2	39.235	90.9	2:31.569 (1)	
5 - D1	43.124	151.1	1:09.643	97.2	38.807	91.1	2:31.574 (2)	

P33 56 GT4S DTO Motorsport		Ginetta G56 GT4 Evo						
IDEAL LAP TIME : 2:31.945		BEST LAP TIME : 2:31.945		DIFFERENCE : 0.000				
D1: Freddie TOMLINSON		D2: Stuart MIDDLETON						
LAP	SECTOR 1	SECTOR 2	SECTOR 3	LAP TIME	MPH	DIFF	TIME OF DAY	
1 - D1	OUTLAP	147.8	1:09.679	93.2	IN PIT		09:58:15.137	
2 - D2	OUTLAP	140.3	1:26.800	49.0	IN PIT		6:22.662 P	
3 - D1	OUTLAP	145.8	1:10.444	95.4	39.051	89.2	5:16.334	
4 - D1	43.942	148.4	1:09.094	94.7	38.909	88.7	2:31.945 (1)	

2024 British GT Championship

WARM UP - SECTOR ANALYSIS



SECTOR 1 = FL to I1, SECTOR 2 = I1 to I2, SECTOR 3 = I2 to FL, DIFF = Difference To Personal Best Lap, P = Crossed Finish Line in Pit Lane, D = Time Disallowed

P34 58 GT4PA CWS Racing		Ginetta G56 GT4 Evo						
IDEAL LAP TIME : 2:31.808		BEST LAP TIME : 2:32.556		DIFFERENCE : 0.748				
D1: Colin WHITE		D2: Thomas HOLLAND						
LAP	SECTOR 1	SECTOR 2	SECTOR 3	LAP TIME	MPH	DIFF	TIME OF DAY	
1 - D1	OUTLAP	139.2	1:11.516	96.8	39.520	91.3	09:58:40.232	
2 - D1	44.431	144.6	1:11.534	96.9	IN PIT		10:01:27.845	
3 - D2	OUTLAP	143.7	1:14.020	60.4	41.006	91.4	10:06:12.247	
4 - D2	43.798	149.7	1:09.886	95.4	38.872	92.1	10:08:44.803	
5 - D2	43.405	150.4	1:09.531	97.9	IN PIT		10:11:25.930	

P35 20 GT4PA Mahiki Racing		Lotus Emira GT4						
IDEAL LAP TIME : 2:29.023		BEST LAP TIME : 2:34.254		DIFFERENCE : 5.231				
D1: Ian DUGGAN		D2: Gordie MUTCH						
LAP	SECTOR 1	SECTOR 2	SECTOR 3	LAP TIME	MPH	DIFF	TIME OF DAY	
1 - D2	OUTLAP	140.9	1:09.792	97.3	38.351	92.9	09:58:28.327	
2 - D2	42.735	153.2	1:07.937	98.6	IN PIT		10:01:03.984	
3 - D1	OUTLAP	71.0	1:14.836	96.5	39.285	91.8	10:05:48.986	
4 - D1	44.929	145.8	1:11.928	83.8	39.187	91.9	10:08:25.030	
5 - D1	44.574	147.4	1:10.294	96.5	39.386	89.2	10:10:59.284	

P36 12 GT4PA Paddock Motorsport		Mercedes-AMG GT4						
IDEAL LAP TIME : 2:33.021		BEST LAP TIME : 2:36.204		DIFFERENCE : 3.183				
D1: Ed MCDERMOTT		D2: Matt COWLEY						
LAP	SECTOR 1	SECTOR 2	SECTOR 3	LAP TIME	MPH	DIFF	TIME OF DAY	
1 - D1	OUTLAP	147.4	1:13.217	94.3	40.119	91.0	09:58:21.866	
2 - D1	44.720	147.4	1:10.734	93.9	40.750	91.0	10:00:58.070	
3 - D1	44.577	147.4	1:19.944	48.8	1:14.741	91.5	10:04:17.332	
4 - D1	44.258	149.1	1:09.930	95.4	IN PIT		10:06:58.497	
5 - D2	OUTLAP	150.1	1:10.346	96.6	38.833	90.3	10:11:58.601	

2024 British GT Championship

WARM UP - BEST SECTORS

SECTOR 1			SECTOR 2			SECTOR 3			IDEAL / BEST COMPARISON						
POS	NO	NAME	TIME	NO	NAME	TIME	NO	NAME	TIME	POS	NO	NAME	IDEAL	BEST	DIFF
													PERFECT LAP	2:15.623	
1	22	Century Motorsport	38.841	2	Team RJN	1:02.211	32	J&S Racing	34.571	1	15	RAM Racing	2:16.299	2:16.299	0.000
2	78	Barwell Motorsport	38.975	59	Garage 59	1:02.328	15	RAM Racing	34.578	2	63	Barwell Motorsport	2:16.338	2:16.338	0.000
3	15	RAM Racing	39.106	18	2 Seas Motorsport	1:02.453	63	Barwell Motorsport	34.603	3	2	Team RJN	2:16.516	2:16.516	0.000
4	63	Barwell Motorsport	39.272	63	Barwell Motorsport	1:02.463	22	Century Motorsport	34.834	4	78	Barwell Motorsport	2:16.622	2:16.893	0.271
5	18	2 Seas Motorsport	39.285	77	Garage 59	1:02.551	2	Team RJN	34.853	5	59	Garage 59	2:16.697	2:16.802	0.105
6	88	Garage 59	39.435	15	RAM Racing	1:02.615	78	Barwell Motorsport	34.862	6	18	2 Seas Motorsport	2:16.845	2:16.845	0.000
7	2	Team RJN	39.452	8	Team Abba Racing	1:02.741	59	Garage 59	34.909	7	22	Century Motorsport	2:17.140	2:17.534	0.394
8	59	Garage 59	39.460	78	Barwell Motorsport	1:02.785	87	Blackthorn	34.960	8	77	Garage 59	2:17.208	2:17.448	0.240
9	77	Garage 59	39.557	88	Garage 59	1:02.825	6	2 Seas Motorsport	35.002	9	88	Garage 59	2:17.379	2:17.883	0.504
10	9	Paddock Motorsport	39.605	6	2 Seas Motorsport	1:02.864	9	Paddock Motorsport	35.023	10	9	Paddock Motorsport	2:17.594	2:17.644	0.050
11	3	Greystone GT	39.774	9	Paddock Motorsport	1:02.966	67	Orange Racing by JMH	35.056	11	6	2 Seas Motorsport	2:17.647	2:17.647	0.000
12	67	Orange Racing by JMH	39.778	87	Blackthorn	1:03.452	77	Garage 59	35.100	12	87	Blackthorn	2:18.241	2:19.083	0.842
13	6	2 Seas Motorsport	39.781	22	Century Motorsport	1:03.465	18	2 Seas Motorsport	35.107	13	32	J&S Racing	2:18.459	2:21.220	2.761
14	87	Blackthorn	39.829	3	Greystone GT	1:03.716	88	Garage 59	35.119	14	3	Greystone GT	2:18.701	2:18.701	0.000
15	32	J&S Racing	39.871	97	Beechdean AMR	1:03.771	3	Greystone GT	35.211	15	8	Team Abba Racing	2:18.728	2:20.804	2.076
16	8	Team Abba Racing	40.064	27	Optimum Motorsport	1:03.791	27	Optimum Motorsport	35.476	16	67	Orange Racing by JMH	2:18.761	2:18.837	0.076
17	97	Beechdean AMR	40.097	67	Orange Racing by JMH	1:03.927	10	Blackthorn	35.684	17	27	Optimum Motorsport	2:19.434	2:20.274	0.840
18	10	Blackthorn	40.102	32	J&S Racing	1:04.017	97	Beechdean AMR	35.888	18	97	Beechdean AMR	2:19.756	2:20.524	0.768
19	27	Optimum Motorsport	40.167	10	Blackthorn	1:04.670	8	Team Abba Racing	35.923	19	10	Blackthorn	2:20.456	2:20.456	0.000
20	62	Academy Motorsport	42.440	99	Greystone GT	1:07.300	99	Greystone GT	37.280	20	99	Greystone GT	2:27.547	2:27.678	0.131
21	61	Academy Motorsport	42.450	20	Mahiki Racing	1:07.937	44	Toyota Gazoo Racing UK	38.295	21	20	Mahiki Racing	2:29.023	2:34.254	5.231
22	20	Mahiki Racing	42.735	47	Forsetti Motorsport	1:08.188	7	Forsetti Motorsport	38.321	22	7	Forsetti Motorsport	2:29.288	2:29.392	0.104
23	7	Forsetti Motorsport	42.757	7	Forsetti Motorsport	1:08.210	61	Academy Motorsport	38.343	23	31	Team Parker Racing	2:29.715	2:29.715	0.000
24	47	Forsetti Motorsport	42.762	31	Team Parker Racing	1:08.231	20	Mahiki Racing	38.351	24	47	Forsetti Motorsport	2:29.757	2:31.569	1.812
25	99	Greystone GT	42.967	95	RACELAB	1:08.312	95	RACELAB	38.362	25	90	Optimum Motorsport	2:29.826	2:30.447	0.621
26	90	Optimum Motorsport	42.974	90	Optimum Motorsport	1:08.478	90	Optimum Motorsport	38.374	26	95	RACELAB	2:29.829	2:30.328	0.499
27	31	Team Parker Racing	43.029	11	Paddock Motorsport	1:08.644	69	Mahiki Racing	38.433	27	61	Academy Motorsport	2:30.049	2:30.050	0.001
28	95	RACELAB	43.155	17	RAM Racing	1:08.691	31	Team Parker Racing	38.455	28	62	Academy Motorsport	2:30.155	2:31.513	1.358
29	11	Paddock Motorsport	43.270	44	Toyota Gazoo Racing UK	1:08.721	11	Paddock Motorsport	38.489	29	44	Toyota Gazoo Racing UK	2:30.349	2:30.352	0.003
30	29	Century Motorsport	43.285	29	Century Motorsport	1:08.943	29	Century Motorsport	38.535	30	11	Paddock Motorsport	2:30.403	2:31.094	0.691
31	44	Toyota Gazoo Racing UK	43.333	69	Mahiki Racing	1:09.020	62	Academy Motorsport	38.639	31	29	Century Motorsport	2:30.763	2:31.309	0.546
32	58	CWS Racing	43.405	62	Academy Motorsport	1:09.076	17	RAM Racing	38.764	32	17	RAM Racing	2:31.012	2:31.117	0.105
33	17	RAM Racing	43.557	56	DTO Motorsport	1:09.094	47	Forsetti Motorsport	38.807	33	69	Mahiki Racing	2:31.344	2:31.478	0.134
34	69	Mahiki Racing	43.891	61	Academy Motorsport	1:09.256	12	Paddock Motorsport	38.833	34	58	CWS Racing	2:31.808	2:32.556	0.748
35	56	DTO Motorsport	43.942	58	CWS Racing	1:09.531	58	CWS Racing	38.872	35	56	DTO Motorsport	2:31.945	2:31.945	0.000
36	12	Paddock Motorsport	44.258	12	Paddock Motorsport	1:09.930	56	DTO Motorsport	38.909	36	12	Paddock Motorsport	2:33.021	2:36.204	3.183

2024 British GT Championship

WARM UP - BEST SPEEDS

POS	INTERMEDIATE 1			INTERMEDIATE 2			FINISH LINE		
	NO	NAME	MPH	NO	NAME	MPH	NO	NAME	MPH
1	22	Century Motorsport	166.5	59	Garage 59	107.8	63	Barwell Motorsport	102.2
2	15	RAM Racing	164.4	15	RAM Racing	107.5	15	RAM Racing	102.1
3	63	Barwell Motorsport	164.4	22	Century Motorsport	107.0	77	Garage 59	101.9
4	67	Orange Racing by JMH	164.4	88	Garage 59	107.0	18	2 Seas Motorsport	101.8
5	87	Blackthorn	164.0	18	2 Seas Motorsport	106.5	32	J&S Racing	101.8
6	78	Barwell Motorsport	163.6	2	Team RJN	106.3	78	Barwell Motorsport	101.6
7	9	Paddock Motorsport	163.6	77	Garage 59	106.3	22	Century Motorsport	101.3
8	32	J&S Racing	163.6	27	Optimum Motorsport	106.1	88	Garage 59	101.3
9	97	Beechdean AMR	163.2	8	Team Abba Racing	106.1	27	Optimum Motorsport	101.2
10	59	Garage 59	162.8	67	Orange Racing by JMH	106.0	67	Orange Racing by JMH	100.9
11	18	2 Seas Motorsport	162.8	32	J&S Racing	106.0	59	Garage 59	100.7
12	2	Team RJN	162.4	9	Paddock Motorsport	105.8	97	Beechdean AMR	100.7
13	88	Garage 59	162.4	10	Blackthorn	105.8	2	Team RJN	100.6
14	3	Greystone GT	162.4	63	Barwell Motorsport	105.6	10	Blackthorn	100.6
15	77	Garage 59	160.9	6	2 Seas Motorsport	105.6	8	Team Abba Racing	100.6
16	10	Blackthorn	160.1	78	Barwell Motorsport	105.3	87	Blackthorn	100.4
17	6	2 Seas Motorsport	159.7	3	Greystone GT	105.1	6	2 Seas Motorsport	100.1
18	27	Optimum Motorsport	159.7	87	Blackthorn	105.0	9	Paddock Motorsport	99.8
19	8	Team Abba Racing	159.7	99	Greystone GT	103.2	3	Greystone GT	99.8
20	99	Greystone GT	158.2	97	Beechdean AMR	103.0	99	Greystone GT	99.4
21	61	Academy Motorsport	157.1	20	Mahiki Racing	98.6	61	Academy Motorsport	93.7
22	62	Academy Motorsport	156.4	61	Academy Motorsport	98.3	62	Academy Motorsport	93.5
23	7	Forsetti Motorsport	154.9	47	Forsetti Motorsport	98.3	7	Forsetti Motorsport	93.0
24	44	Toyota Gazoo Racing UK	153.5	62	Academy Motorsport	98.2	47	Forsetti Motorsport	93.0
25	47	Forsetti Motorsport	153.2	7	Forsetti Motorsport	98.1	20	Mahiki Racing	92.9
26	20	Mahiki Racing	153.2	58	CWS Racing	97.9	44	Toyota Gazoo Racing UK	92.5
27	29	Century Motorsport	151.4	44	Toyota Gazoo Racing UK	97.8	58	CWS Racing	92.1
28	31	Team Parker Racing	150.8	17	RAM Racing	97.5	69	Mahiki Racing	91.5
29	90	Optimum Motorsport	150.4	29	Century Motorsport	97.5	12	Paddock Motorsport	91.5
30	58	CWS Racing	150.4	11	Paddock Motorsport	96.8	90	Optimum Motorsport	91.4
31	12	Paddock Motorsport	150.1	12	Paddock Motorsport	96.6	95	RACELAB	91.0
32	95	RACELAB	149.7	69	Mahiki Racing	96.5	29	Century Motorsport	90.8
33	17	RAM Racing	149.4	31	Team Parker Racing	96.4	31	Team Parker Racing	90.4
34	56	DTO Motorsport	148.4	95	RACELAB	96.1	11	Paddock Motorsport	90.3
35	11	Paddock Motorsport	148.1	90	Optimum Motorsport	96.1	17	RAM Racing	89.2
36	69	Mahiki Racing	147.4	56	DTO Motorsport	95.4	56	DTO Motorsport	89.2

2024 British GT Championship

WARM UP - DRIVER STATISTICS

POS	NO	CL	PIC	TEAM / DRIVERS	CAR	LAPS	RACE TIME	%	BEST	ON	MPH
1	15	GT3PA	1	RAM Racing	BMW M4 GT3	6	16:44.531				
				John FERGUSON (GBR)		4	12:06.955	72.37	2:20.507	3	111.50
				Raffaele MARCIELLO (CHE)		2	4:37.576	27.63	2:16.299	6	114.94
2	63	GT3PA	2	Barwell Motorsport	Lamborghini Huracan GT3 Evo2	6	16:24.863				
				Rob COLLARD (GBR)		1	3:51.077	23.46			0
				Ricky COLLARD (GBR)		5	12:33.786	76.54	2:16.338	5	114.91
3	2	GT3PA	3	Team RJN	McLaren 720S GT3 Evo	6	16:20.969				
				Chris BUNCOMBE (GBR)		3	9:30.101	58.12	2:20.422	2	111.57
				Alex BUNCOMBE (GBR)		3	6:50.868	41.88	2:16.516	6	114.76
4	59	GT3SA	1	Garage 59	McLaren 720S GT3 Evo	6	15:54.192				
				Shaun BALFE (GBR)		3	8:59.433	56.53	2:19.727	2	112.12
				Adam SMALLEY (GBR)		3	6:54.759	43.47	2:16.802	5	114.52
5	18	GT3PA	4	2 Seas Motorsport	Mercedes-AMG GT3 Evo	6	16:23.396				
				Kevin TSE (HKG)		4	11:53.356	72.54	2:19.424	3	112.37
				Maximilian GOETZ (DEU)		2	4:30.040	27.46	2:16.845	6	114.49
6	78	GT3PA	5	Barwell Motorsport	Lamborghini Huracan GT3 Evo2	6	15:21.492				
				Alex MARTIN (GBR)		3	8:34.592	55.84	2:18.711	2	112.95
				Sandy MITCHELL (GBR)		3	6:46.900	44.16	2:16.893	6	114.45
7	77	GT3PA	6	Garage 59	McLaren 720S GT3 Evo	6	14:39.988				
				Morgan TILLBROOK (GBR)		6	14:39.988	100.00	2:17.448	6	113.98
				Marcus CLUTTON (GBR)		0	0.000	0.00			0
8	22	GT3SA	2	Century Motorsport	BMW M4 GT3	6	15:54.249				
				Carl CAVERS (GBR)		3	9:06.030	57.22	2:20.915	2	111.18
				Lewis PLATO (GBR)		3	6:48.219	42.78	2:17.534	6	113.91
9	9	GT3PA	7	Paddock Motorsport	McLaren 720S GT3 Evo	6	15:56.007				
				Mark SMITH (USA)		3	9:06.497	57.16	2:20.844	2	111.24
				Martin PLOWMAN (GBR)		3	6:49.510	42.84	2:17.644	6	113.82
10	6	GT3PA	8	2 Seas Motorsport	Mercedes-AMG GT3 Evo	6	16:38.895				
				Ian LOGGIE (GBR)		4	12:07.744	72.85	2:18.563	3	113.07
				Phil KEEN (GBR)		2	4:31.151	27.15	2:17.647	6	113.82
11	88	GT3AM	1	Garage 59	McLaren 720S GT3 Evo	6	15:05.614				
				Miguel RAMOS (PRT)		0	0.000	0.00			0
12	3	GT3PA	9	Greystone GT	Mercedes-AMG GT3 Evo	6	16:43.723				
				Mike PRICE (GBR)		4	12:09.822	72.71	2:20.870	3	111.21
				Callum MACLEOD (GBR)		2	4:33.901	27.29	2:18.701	6	112.95
13	67	GT3SA	3	Orange Racing by JMH	McLaren 720S GT3 Evo	6	16:46.177				
				Simon ORANGE (GBR)		6	14:44.385	87.90	2:18.837	6	112.84
				Tom ROCHE (GBR)		0	0.000	0.00			0
14	87	GT3PA	10	Blackthorn	Aston Martin Vantage AMR GT3 Evo	6	15:56.761				
				Giacomo PETROBELLI (ITA)		3	9:01.744	56.62	2:20.659	2	111.38
				Jonny ADAM (GBR)		3	6:55.017	43.38	2:19.083	5	112.64
15	27	GT3PA	11	Optimum Motorsport	McLaren 720S GT3 Evo	6	14:56.394				
				Mark RADCLIFFE (GBR)		6	14:56.394	100.00	2:20.274	2	111.69
				Tom GAMBLE (GBR)		0	0.000	0.00			0
16	10	GT3SA	4	Blackthorn	Aston Martin Vantage AMR GT3 Evo	3	7:07.970				
				Matt TOPHAM (GBR)		3	7:01.288	98.44	2:20.456	2	111.54
				Josh ROWLEDGE (GBR)		0	0.000	0.00			0
17	97	GT3SA	5	Beechdean AMR	Aston Martin Vantage AMR GT3 Evo	3	7:08.743				
				Andrew HOWARD (GBR)		3	7:00.455	98.07	2:20.524	2	111.49
				Jessica HAWKINS (GBR)		0	0.000	0.00			0
18	8	GT3SA	6	Team Abba Racing	Mercedes-AMG GT3 Evo	5	15:16.774				
				Richard NEARY (GBR)		3	7:22.419	48.26	2:20.804	5	111.27
				Sam NEARY (GBR)		2	5:54.094	38.62			0
19	32	GT3SA	7	J&S Racing	Audi R8 LMS GT3 EVO II	6	16:26.379				
				Sacha KAKAD (GBR)		5	14:10.290	86.20	2:21.220	2	110.94
				Hugo COOK (GBR)		1	2:16.089	13.80			0

2024 British GT Championship

WARM UP - DRIVER STATISTICS

POS	NO	CL	PIC	TEAM / DRIVERS	CAR	LAPS	RACE TIME	%	BEST	ON	MPH
20	99	GT3PA	12	Greystone GT Andrey BORODIN (ND) Oliver WEBB (GBR)	McLaren 720S GT3 Evo	4	13:14.339				
						4	11:06.663	83.93	2:27.678	2	106.09
						0	0.000	0.00		0	
21	7	GT4S	1	Forsetti Motorsport Jamie DAY (GBR) Mikey PORTER (GBR)	Aston Martin Vantage AMR GT4 Evo	5	15:43.727				
						2	4:54.076	31.16	2:29.813	5	104.58
						3	10:49.651	68.84	2:29.392	2	104.87
22	31	GT4PA	1	Team Parker Racing Charles DAWSON (GBR) Seb MORRIS (GBR)	Mercedes-AMG GT4	5	15:18.360				
						3	10:24.312	67.98	2:30.907	2	103.82
						2	4:54.048	32.02	2:29.715	5	104.64
23	61	GT4S	2	Academy Motorsport Erik EVANS (USA) Marco SIGNORETTI (CAN)	Ford Mustang GT4 2024	5	15:34.578				
						2	8:04.771	51.87		0	
						3	7:29.807	48.13	2:30.050	5	104.41
24	95	GT4S	3	RACELAB Sai SANJAY (IND) Callum DAVIES (GBR)	McLaren Artura GT4	5	14:39.163				
						3	9:40.406	66.02	2:30.328	2	104.22
						2	4:58.757	33.98	2:31.267	5	103.57
25	44	GT4PA	2	Toyota Gazoo Racing UK Kavi JUNDU (GBR) Dan VAUGHAN (GBR)	Toyota GR Supra GT4 Evo	5	15:26.341				
						2	7:42.640	49.94		0	
						3	7:43.701	50.06	2:30.352	4	104.20
26	90	GT4S	4	Optimum Motorsport Zac MEAKIN (GBR) Jack BROWN (GBR)	McLaren Artura GT4	5	15:40.503				
						2	8:12.342	52.35		0	
						3	7:28.161	47.65	2:30.447	5	104.13
27	11	GT4S	5	Paddock Motorsport Adam HATFIELD (GBR) Alex WALKER (GBR)	McLaren Artura GT4	5	16:13.564				
						3	11:13.765	69.21	2:31.094	2	103.69
						2	4:59.799	30.79	2:32.249	5	102.90
28	17	GT4S	6	RAM Racing Luca HOPKINSON (USA) Harry GEORGE (GBR)	Mercedes-AMG GT4	5	16:28.396				
						4	11:02.663	67.04	2:31.117	4	103.67
						1	5:25.733	32.96		0	
29	29	GT4PA	3	Century Motorsport Ian GOUGH (GBR) Tom WRIGLEY (GBR)	BMW M4 GT4	5	15:49.905				
						3	10:51.254	68.56	2:31.309	2	103.54
						2	4:58.651	31.44	2:32.366	5	102.82
30	69	GT4PA	4	Mahiki Racing Steven LAKE (GBR) Nathan HARRISON (GBR)	Lotus Emira GT4	5	14:29.034				
						0	0.000	0.00		0	
						5	13:21.225	92.20	2:31.478	5	103.43
31	62	GT4S	7	Academy Motorsport Will MOORE (GBR) Matt NICOLL-JONES (GBR)	Ford Mustang GT4 2024	5	15:31.360				
						2	7:50.867	50.56		0	
						3	7:40.493	49.44	2:31.513	4	103.40
32	47	GT4PA	5	Forsetti Motorsport Marc WARREN (GBR) William ORTON (GBR)	Aston Martin Vantage AMR GT4 Evo	5	15:27.919				
						3	7:43.101	49.91	2:31.569	4	103.36
						2	7:44.818	50.09		0	
33	56	GT4S	8	DTO Motorsport Freddie TOMLINSON (GBR) Stuart MIDDLETON (GBR)	Ginetta G56 GT4 Evo	4	16:45.142				
						3	10:32.045	62.88	2:31.945	4	103.11
						1	6:13.097	37.12		0	
34	58	GT4PA	6	CWS Racing Colin WHITE (GBR) Thomas HOLLAND (GBR)	Ginetta G56 GT4 Evo	5	15:17.731				
						2	7:13.162	47.20		0	
						3	8:04.569	52.80	2:32.556	4	102.70
35	20	GT4PA	7	Mahiki Racing Ian DUGGAN (GBR) Gordie MUTCH (GBR)	Lotus Emira GT4	5	15:00.583				
						3	8:29.527	56.58	2:34.254	5	101.56
						2	6:31.056	43.42		0	
36	12	GT4PA	8	Paddock Motorsport Ed MCDERMOTT (GBR) Matt COWLEY (GBR)	Mercedes-AMG GT4	5	16:09.911				
						4	13:42.542	84.81	2:36.204	2	100.30
						1	2:27.369	15.19		0	

2024 British GT Championship

WARM UP - PIT STOP ANALYSIS

P1	15	GT3PA	RAM Racing					BMW M4 GT3
D1: John FERGUSON	Total Stint: 4 Laps		- 12:06.955 (72.37%)		Best Lap: 2:20.507 On Lap 3 @ 111.50 mph			
D2: Raffaele MARCIELLO	Total Stint: 2 Laps		- 4:37.576 (27.63%)		Best Lap: 2:16.299 On Lap 6 @ 114.94 mph			
STOP	IN TIME	DRIVER IN	STINT TIME	STOP TIME	TOTAL STOP TIME	OUT TIME	DRIVER OUT	
1 -	10:05:30.620	John FERGUSON	10:06.563	2:00.392	2:00.392	10:07:31.012	Raffaele MARCIELLO	
-	Finish	Raffaele MARCIELLO	4:37.576					
P2	63	GT3PA	Barwell Motorsport					Lamborghini Huracan GT3 Evo2
D1: Rob COLLARD	Total Stint: 1 Laps		- 3:51.077 (23.46%)		Best Lap: 2:16.338 On Lap 5 @ 114.91 mph			
D2: Ricky COLLARD	Total Stint: 5 Laps		- 12:33.786 (76.54%)					
STOP	IN TIME	DRIVER IN	STINT TIME	STOP TIME	TOTAL STOP TIME	OUT TIME	DRIVER OUT	
1 -	09:57:41.604	Rob COLLARD	2:18.495	1:32.582	1:32.582	09:59:14.186	Ricky COLLARD	
-	Finish	Ricky COLLARD	12:33.786					
P3	2	GT3PA	Team RJN					McLaren 720S GT3 Evo
D1: Chris BUNCOMBE	Total Stint: 3 Laps		- 9:30.101 (58.12%)		Best Lap: 2:20.422 On Lap 2 @ 111.57 mph			
D2: Alex BUNCOMBE	Total Stint: 3 Laps		- 6:50.868 (41.88%)		Best Lap: 2:16.516 On Lap 6 @ 114.76 mph			
STOP	IN TIME	DRIVER IN	STINT TIME	STOP TIME	TOTAL STOP TIME	OUT TIME	DRIVER OUT	
1 -	10:02:26.101	Chris BUNCOMBE	7:13.649	2:16.452	2:16.452	10:04:42.553	Alex BUNCOMBE	
-	Finish	Alex BUNCOMBE	6:50.868					
P4	59	GT3SA	Garage 59					McLaren 720S GT3 Evo
D1: Shaun BALFE	Total Stint: 3 Laps		- 8:59.433 (56.53%)		Best Lap: 2:19.727 On Lap 2 @ 112.12 mph			
D2: Adam SMALLEY	Total Stint: 3 Laps		- 6:54.759 (43.47%)		Best Lap: 2:16.802 On Lap 5 @ 114.52 mph			
STOP	IN TIME	DRIVER IN	STINT TIME	STOP TIME	TOTAL STOP TIME	OUT TIME	DRIVER OUT	
1 -	10:02:34.959	Shaun BALFE	7:02.084	1:57.349	1:57.349	10:04:32.308	Adam SMALLEY	
2 -	10:11:20.823	Adam SMALLEY						
P5	18	GT3PA	2 Seas Motorsport					Mercedes-AMG GT3 Evo
D1: Kevin TSE	Total Stint: 4 Laps		- 11:53.356 (72.54%)		Best Lap: 2:19.424 On Lap 3 @ 112.37 mph			
D2: Maximilian GOETZ	Total Stint: 2 Laps		- 4:30.040 (27.46%)		Best Lap: 2:16.845 On Lap 6 @ 114.49 mph			
STOP	IN TIME	DRIVER IN	STINT TIME	STOP TIME	TOTAL STOP TIME	OUT TIME	DRIVER OUT	
1 -	10:04:59.289	Kevin TSE	9:52.491	2:00.865	2:00.865	10:07:00.154	Maximilian GOETZ	
-	Finish	Maximilian GOETZ	4:30.040					
P6	78	GT3PA	Barwell Motorsport					Lamborghini Huracan GT3 Evo2
D1: Alex MARTIN	Total Stint: 3 Laps		- 8:34.592 (55.84%)		Best Lap: 2:18.711 On Lap 2 @ 112.95 mph			
D2: Sandy MITCHELL	Total Stint: 3 Laps		- 6:46.900 (44.16%)		Best Lap: 2:16.893 On Lap 6 @ 114.45 mph			
STOP	IN TIME	DRIVER IN	STINT TIME	STOP TIME	TOTAL STOP TIME	OUT TIME	DRIVER OUT	
1 -	10:02:31.770	Alex MARTIN	7:01.114	1:33.478	1:33.478	10:04:05.248	Sandy MITCHELL	
-	Finish	Sandy MITCHELL	6:46.900					
P8	22	GT3SA	Century Motorsport					BMW M4 GT3
D1: Carl CAVERS	Total Stint: 3 Laps		- 9:06.030 (57.22%)		Best Lap: 2:20.915 On Lap 2 @ 111.18 mph			
D2: Lewis PLATO	Total Stint: 3 Laps		- 6:48.219 (42.78%)		Best Lap: 2:17.534 On Lap 6 @ 113.91 mph			
STOP	IN TIME	DRIVER IN	STINT TIME	STOP TIME	TOTAL STOP TIME	OUT TIME	DRIVER OUT	
1 -	10:02:16.092	Carl CAVERS	7:05.009	2:01.021	2:01.021	10:04:17.113	Lewis PLATO	
-	Finish	Lewis PLATO	6:48.219					
P9	9	GT3PA	Paddock Motorsport					McLaren 720S GT3 Evo
D1: Mark SMITH	Total Stint: 3 Laps		- 9:06.497 (57.16%)		Best Lap: 2:20.844 On Lap 2 @ 111.24 mph			
D2: Martin PLOWMAN	Total Stint: 3 Laps		- 6:49.510 (42.84%)		Best Lap: 2:17.644 On Lap 6 @ 113.82 mph			
STOP	IN TIME	DRIVER IN	STINT TIME	STOP TIME	TOTAL STOP TIME	OUT TIME	DRIVER OUT	
1 -	10:02:21.173	Mark SMITH	7:03.170	2:03.327	2:03.327	10:04:24.500	Martin PLOWMAN	
-	Finish	Martin PLOWMAN	6:49.510					
P10	6	GT3PA	2 Seas Motorsport					Mercedes-AMG GT3 Evo
D1: Ian LOGGIE	Total Stint: 4 Laps		- 12:07.744 (72.85%)		Best Lap: 2:18.563 On Lap 3 @ 113.07 mph			
D2: Phil KEEN	Total Stint: 2 Laps		- 4:31.151 (27.15%)		Best Lap: 2:17.647 On Lap 6 @ 113.82 mph			
STOP	IN TIME	DRIVER IN	STINT TIME	STOP TIME	TOTAL STOP TIME	OUT TIME	DRIVER OUT	
1 -	10:05:01.344	Ian LOGGIE	9:56.795	2:10.949	2:10.949	10:07:12.293	Phil KEEN	
-	Finish	Phil KEEN	4:31.151					

2024 British GT Championship

WARM UP - PIT STOP ANALYSIS

P11	88 GT3AM	Garage 59						McLaren 720S GT3 Evo
D1: Miguel RAMOS		Total Stint: 0 Laps						
STOP	IN TIME	DRIVER IN	STINT TIME	STOP TIME	TOTAL STOP TIME	OUT TIME	DRIVER OUT	
1 -	10:10:37.063							

P12	3 GT3PA	Greystone GT						Mercedes-AMG GT3 Evo
D1: Mike PRICE		Total Stint: 4 Laps - 12:09.822 (72.71%)						Best Lap: 2:20.870 On Lap 3 @ 111.21 mph
D2: Callum MACLEOD		Total Stint: 2 Laps - 4:33.901 (27.29%)						Best Lap: 2:18.701 On Lap 6 @ 112.95 mph
STOP	IN TIME	DRIVER IN	STINT TIME	STOP TIME	TOTAL STOP TIME	OUT TIME	DRIVER OUT	
1 -	10:05:22.375	Mike PRICE	10:08.731	2:01.091	2:01.091	10:07:23.466	Callum MACLEOD	
-	Finish	Callum MACLEOD	4:33.901					

P13	67 GT3SA	Orange Racing by JMH						McLaren 720S GT3 Evo
D1: Simon ORANGE		Total Stint: 6 Laps - 14:44.385 (87.9%)						Best Lap: 2:18.837 On Lap 6 @ 112.84 mph
D2: Tom ROCHE		Total Stint: 0 Laps						
STOP	IN TIME	DRIVER IN	STINT TIME	STOP TIME	TOTAL STOP TIME	OUT TIME	DRIVER OUT	
1 -	10:05:25.076	Simon ORANGE	10:09.855	2:01.792	2:01.792	10:07:26.868	Simon ORANGE	
-	Finish	Simon ORANGE	4:34.530					

P14	87 GT3PA	Blackthorn						Aston Martin Vantage AMR GT3 Evo
D1: Giacomo PETROBELLI		Total Stint: 3 Laps - 9:01.744 (56.62%)						Best Lap: 2:20.659 On Lap 2 @ 111.38 mph
D2: Jonny ADAM		Total Stint: 3 Laps - 6:55.017 (43.38%)						Best Lap: 2:19.083 On Lap 5 @ 112.64 mph
STOP	IN TIME	DRIVER IN	STINT TIME	STOP TIME	TOTAL STOP TIME	OUT TIME	DRIVER OUT	
1 -	10:02:06.606	Giacomo PETROBELLI	7:00.814	2:00.930	2:00.930	10:04:07.536	Jonny ADAM	
-	Finish	Jonny ADAM	6:55.017					

P16	10 GT3SA	Blackthorn						Aston Martin Vantage AMR GT3 Evo
D1: Matt TOPHAM		Total Stint: 3 Laps - 7:01.288 (98.44%)						Best Lap: 2:20.456 On Lap 2 @ 111.54 mph
D2: Josh ROWLEDGE		Total Stint: 0 Laps						
STOP	IN TIME	DRIVER IN	STINT TIME	STOP TIME	TOTAL STOP TIME	OUT TIME	DRIVER OUT	
1 -	10:02:09.164	Matt TOPHAM						

P17	97 GT3SA	Beechdean AMR						Aston Martin Vantage AMR GT3 Evo
D1: Andrew HOWARD		Total Stint: 3 Laps - 7:00.455 (98.07%)						Best Lap: 2:20.524 On Lap 2 @ 111.49 mph
D2: Jessica HAWKINS		Total Stint: 0 Laps						
STOP	IN TIME	DRIVER IN	STINT TIME	STOP TIME	TOTAL STOP TIME	OUT TIME	DRIVER OUT	
1 -	10:02:09.780	Andrew HOWARD						

P18	8 GT3SA	Team Abba Racing						Mercedes-AMG GT3 Evo
D1: Richard NEARY		Total Stint: 3 Laps - 7:22.419 (48.26%)						Best Lap: 2:20.804 On Lap 5 @ 111.27 mph
D2: Sam NEARY		Total Stint: 2 Laps - 5:54.094 (38.62%)						
STOP	IN TIME	DRIVER IN	STINT TIME	STOP TIME	TOTAL STOP TIME	OUT TIME	DRIVER OUT	
1 -	09:57:42.727	Sam NEARY	2:17.206	2:00.261	2:00.261	09:59:42.988	Sam NEARY	
2 -	10:01:56.095	Sam NEARY	2:13.107	1:23.781	3:24.042	10:03:19.876	Richard NEARY	
-	Finish	Richard NEARY	7:22.419					

P19	32 GT3SA	J&S Racing						Audi R8 LMS GT3 EVO II
D1: Sacha KAKAD		Total Stint: 5 Laps - 14:10.290 (86.2%)						Best Lap: 2:21.220 On Lap 2 @ 110.94 mph
D2: Hugo COOK		Total Stint: 1 Laps - 2:16.089 (13.8%)						
STOP	IN TIME	DRIVER IN	STINT TIME	STOP TIME	TOTAL STOP TIME	OUT TIME	DRIVER OUT	
1 -	10:07:44.221	Sacha KAKAD	12:24.091	1:46.199	1:46.199	10:09:30.420	Hugo COOK	
-	Finish	Hugo COOK	2:16.089					

P20	99 GT3PA	Greystone GT						McLaren 720S GT3 Evo
D1: Andrey BORODIN		Total Stint: 4 Laps - 11:06.663 (83.93%)						Best Lap: 2:27.678 On Lap 2 @ 106.09 mph
D2: Oliver WEBB		Total Stint: 0 Laps						
STOP	IN TIME	DRIVER IN	STINT TIME	STOP TIME	TOTAL STOP TIME	OUT TIME	DRIVER OUT	
1 -	10:04:21.152	Andrey BORODIN	8:17.298	2:01.443	2:01.443	10:06:22.595	Andrey BORODIN	
2 -	10:09:11.960	Andrey BORODIN						

2024 British GT Championship

WARM UP - PIT STOP ANALYSIS

P21	7 GT4S	Forsetti Motorsport	Aston Martin Vantage AMR GT4 Evo				
D1: Jamie DAY	Total Stint: 2 Laps	- 4:54.076 (31.16%)	Best Lap: 2:29.813 On Lap 5 @ 104.58 mph				
D2: Mikey PORTER	Total Stint: 3 Laps	- 10:49.651 (68.84%)	Best Lap: 2:29.392 On Lap 2 @ 104.87 mph				
STOP	IN TIME	DRIVER IN	STINT TIME	STOP TIME	TOTAL STOP TIME	OUT TIME	DRIVER OUT
1 -	10:03:37.965	Mikey PORTER	7:54.667	2:54.984	2:54.984	10:06:32.949	Jamie DAY
-	Finish	Jamie DAY	4:54.076				
P22	31 GT4PA	Team Parker Racing	Mercedes-AMG GT4				
D1: Charles DAWSON	Total Stint: 3 Laps	- 10:24.312 (67.98%)	Best Lap: 2:30.907 On Lap 2 @ 103.82 mph				
D2: Seb MORRIS	Total Stint: 2 Laps	- 4:54.048 (32.02%)	Best Lap: 2:29.715 On Lap 5 @ 104.64 mph				
STOP	IN TIME	DRIVER IN	STINT TIME	STOP TIME	TOTAL STOP TIME	OUT TIME	DRIVER OUT
1 -	10:03:28.537	Charles DAWSON	7:53.623	2:30.689	2:30.689	10:05:59.226	Seb MORRIS
-	Finish	Seb MORRIS	4:54.048				
P23	61 GT4S	Academy Motorsport	Ford Mustang GT4 2024				
D1: Erik EVANS	Total Stint: 2 Laps	- 8:04.771 (51.87%)	Best Lap: 2:30.050 On Lap 5 @ 104.41 mph				
D2: Marco SIGNORETTI	Total Stint: 3 Laps	- 7:29.807 (48.13%)					
STOP	IN TIME	DRIVER IN	STINT TIME	STOP TIME	TOTAL STOP TIME	OUT TIME	DRIVER OUT
1 -	10:01:00.000	Erik EVANS	5:04.231	3:00.540	3:00.540	10:04:00.540	Marco SIGNORETTI
-	Finish	Marco SIGNORETTI	7:29.807				
P24	95 GT4S	RACELAB	McLaren Artura GT4				
D1: Sai SANJAY	Total Stint: 3 Laps	- 9:40.406 (66.02%)	Best Lap: 2:30.328 On Lap 2 @ 104.22 mph				
D2: Callum DAVIES	Total Stint: 2 Laps	- 4:58.757 (33.98%)	Best Lap: 2:31.267 On Lap 5 @ 103.57 mph				
STOP	IN TIME	DRIVER IN	STINT TIME	STOP TIME	TOTAL STOP TIME	OUT TIME	DRIVER OUT
1 -	10:03:43.640	Sai SANJAY	7:59.312	1:41.094	1:41.094	10:05:24.734	Callum DAVIES
-	Finish	Callum DAVIES	4:58.757				
P25	44 GT4PA	Toyota Gazoo Racing UK	Toyota GR Supra GT4 Evo				
D1: Kavi JUNDU	Total Stint: 2 Laps	- 7:42.640 (49.94%)	Best Lap: 2:30.352 On Lap 4 @ 104.20 mph				
D2: Dan VAUGHAN	Total Stint: 3 Laps	- 7:43.701 (50.06%)					
STOP	IN TIME	DRIVER IN	STINT TIME	STOP TIME	TOTAL STOP TIME	OUT TIME	DRIVER OUT
1 -	10:00:53.088	Kavi JUNDU	5:00.167	2:42.473	2:42.473	10:03:35.561	Dan VAUGHAN
2 -	10:11:13.003	Dan VAUGHAN					
P26	90 GT4S	Optimum Motorsport	McLaren Artura GT4				
D1: Zac MEAKIN	Total Stint: 2 Laps	- 8:12.342 (52.35%)	Best Lap: 2:30.447 On Lap 5 @ 104.13 mph				
D2: Jack BROWN	Total Stint: 3 Laps	- 7:28.161 (47.65%)					
STOP	IN TIME	DRIVER IN	STINT TIME	STOP TIME	TOTAL STOP TIME	OUT TIME	DRIVER OUT
1 -	10:00:43.260	Zac MEAKIN	4:57.026	3:15.316	3:15.316	10:03:58.576	Jack BROWN
-	Finish	Jack BROWN	7:28.161				
P27	11 GT4S	Paddock Motorsport	McLaren Artura GT4				
D1: Adam HATFIELD	Total Stint: 3 Laps	- 11:13.765 (69.21%)	Best Lap: 2:31.094 On Lap 2 @ 103.69 mph				
D2: Alex WALKER	Total Stint: 2 Laps	- 4:59.799 (30.79%)	Best Lap: 2:32.249 On Lap 5 @ 102.90 mph				
STOP	IN TIME	DRIVER IN	STINT TIME	STOP TIME	TOTAL STOP TIME	OUT TIME	DRIVER OUT
1 -	10:04:04.936	Adam HATFIELD	8:17.225	2:56.540	2:56.540	10:07:01.476	Alex WALKER
-	Finish	Alex WALKER	4:59.799				
P28	17 GT4S	RAM Racing	Mercedes-AMG GT4				
D1: Luca HOPKINSON	Total Stint: 4 Laps	- 11:02.663 (67.04%)	Best Lap: 2:31.117 On Lap 4 @ 103.67 mph				
D2: Harry GEORGE	Total Stint: 1 Laps	- 5:25.733 (32.96%)					
STOP	IN TIME	DRIVER IN	STINT TIME	STOP TIME	TOTAL STOP TIME	OUT TIME	DRIVER OUT
1 -	09:58:14.390	Harry GEORGE	2:28.792	2:56.941	2:56.941	10:01:11.331	Luca HOPKINSON
-	Finish	Luca HOPKINSON	11:02.663				
P29	29 GT4PA	Century Motorsport	BMW M4 GT4				
D1: Ian GOUGH	Total Stint: 3 Laps	- 10:51.254 (68.56%)	Best Lap: 2:31.309 On Lap 2 @ 103.54 mph				
D2: Tom WRIGLEY	Total Stint: 2 Laps	- 4:58.651 (31.44%)	Best Lap: 2:32.366 On Lap 5 @ 102.82 mph				
STOP	IN TIME	DRIVER IN	STINT TIME	STOP TIME	TOTAL STOP TIME	OUT TIME	DRIVER OUT
1 -	10:04:25.783	Ian GOUGH	8:20.422	2:30.832	2:30.832	10:06:56.615	Tom WRIGLEY
-	Finish	Tom WRIGLEY	4:58.651				

2024 British GT Championship

WARM UP - PIT STOP ANALYSIS

P30	69 GT4PA	Mahiki Racing						Lotus Emira GT4
D1: Steven LAKE	Total Stint: 0 Laps							
D2: Nathan HARRISON	Total Stint: 5 Laps - 13:21.225 (92.2%)							Best Lap: 2:31.478 On Lap 5 @ 103.43 mph
STOP	IN TIME	DRIVER IN	STINT TIME	STOP TIME	TOTAL STOP TIME	OUT TIME	DRIVER OUT	
1 -	10:04:24.115	Nathan HARRISON	8:23.034	1:07.809	1:07.809	10:05:31.924	Nathan HARRISON	
-	Finish	Nathan HARRISON	4:58.191					
P31	62 GT4S	Academy Motorsport						Ford Mustang GT4 2024
D1: Will MOORE	Total Stint: 2 Laps - 7:50.867 (50.56%)							
D2: Matt NICOLL-JONES	Total Stint: 3 Laps - 7:40.493 (49.44%)							Best Lap: 2:31.513 On Lap 4 @ 103.40 mph
STOP	IN TIME	DRIVER IN	STINT TIME	STOP TIME	TOTAL STOP TIME	OUT TIME	DRIVER OUT	
1 -	10:00:37.804	Will MOORE	4:58.132	2:52.735	2:52.735	10:03:30.539	Matt NICOLL-JONES	
-	Finish	Matt NICOLL-JONES	7:40.493					
P32	47 GT4PA	Forsetti Motorsport						Aston Martin Vantage AMR GT4 Evo
D1: Marc WARREN	Total Stint: 3 Laps - 7:43.101 (49.91%)							
D2: William ORTON	Total Stint: 2 Laps - 7:44.818 (50.09%)							Best Lap: 2:31.569 On Lap 4 @ 103.36 mph
STOP	IN TIME	DRIVER IN	STINT TIME	STOP TIME	TOTAL STOP TIME	OUT TIME	DRIVER OUT	
1 -	10:00:39.813	William ORTON	4:57.850	2:46.968	2:46.968	10:03:26.781	Marc WARREN	
-	Finish	Marc WARREN	7:43.101					
P33	56 GT4S	DTO Motorsport						Ginetta G56 GT4 Evo
D1: Freddie TOMLINSON	Total Stint: 3 Laps - 10:32.045 (62.88%)							
D2: Stuart MIDDLETON	Total Stint: 1 Laps - 6:13.097 (37.12%)							Best Lap: 2:31.945 On Lap 4 @ 103.11 mph
STOP	IN TIME	DRIVER IN	STINT TIME	STOP TIME	TOTAL STOP TIME	OUT TIME	DRIVER OUT	
1 -	09:58:08.941	Freddie TOMLINSON	2:28.005	3:03.913	3:03.913	10:01:12.854	Stuart MIDDLETON	
2 -	10:04:31.431	Stuart MIDDLETON	3:18.577	2:54.520	5:58.433	10:07:25.951	Freddie TOMLINSON	
-	Finish	Freddie TOMLINSON	5:00.127					
P34	58 GT4PA	CWS Racing						Ginetta G56 GT4 Evo
D1: Colin WHITE	Total Stint: 2 Laps - 7:13.162 (47.2%)							
D2: Thomas HOLLAND	Total Stint: 3 Laps - 8:04.569 (52.8%)							Best Lap: 2:32.556 On Lap 4 @ 102.70 mph
STOP	IN TIME	DRIVER IN	STINT TIME	STOP TIME	TOTAL STOP TIME	OUT TIME	DRIVER OUT	
1 -	10:01:21.768	Colin WHITE	5:13.569	1:59.593	1:59.593	10:03:21.361	Thomas HOLLAND	
2 -	10:11:19.570	Thomas HOLLAND						
P35	20 GT4PA	Mahiki Racing						Lotus Emira GT4
D1: Ian DUGGAN	Total Stint: 3 Laps - 8:29.527 (56.58%)							
D2: Gordie MUTCH	Total Stint: 2 Laps - 6:31.056 (43.42%)							Best Lap: 2:34.254 On Lap 5 @ 101.56 mph
STOP	IN TIME	DRIVER IN	STINT TIME	STOP TIME	TOTAL STOP TIME	OUT TIME	DRIVER OUT	
1 -	10:00:57.842	Gordie MUTCH	4:59.141	1:31.915	1:31.915	10:02:29.757	Ian DUGGAN	
-	Finish	Ian DUGGAN	8:29.527					
P36	12 GT4PA	Paddock Motorsport						Mercedes-AMG GT4
D1: Ed MCDERMOTT	Total Stint: 4 Laps - 13:42.542 (84.81%)							
D2: Matt COWLEY	Total Stint: 1 Laps - 2:27.369 (15.19%)							Best Lap: 2:36.204 On Lap 2 @ 100.30 mph
STOP	IN TIME	DRIVER IN	STINT TIME	STOP TIME	TOTAL STOP TIME	OUT TIME	DRIVER OUT	
1 -	10:06:52.716	Ed MCDERMOTT	11:04.026	2:38.516	2:38.516	10:09:31.232	Matt COWLEY	
-	Finish	Matt COWLEY	2:27.369					

2024 British GT Championship

WARM UP - STATISTICS

Competitors Started	36
Planned Start	2024-06-23 @ 09:55:00.000
Actual Start	2024-06-23 @ 09:55:00.514
Finish Time	2024-06-23 @ 10:10:01.097
Track Length	4.3520mi.
Total Laps	191
Total Distance Covered	831.2480mi.

Session Fastest Lap History

NO	CL	NAME	LAP TIME	TIME OF DAY	LAP	VEHICLE
6	GT3-PA	2 Seas Motorsport <i>I. LOGGIE</i>	2:19.945	09:59:42.872	2	Mercedes-AMG GT3 Evo
78	GT3-PA	Barwell Motorsport <i>A. MARTIN</i>	2:18.711	10:00:10.248	2	Lamborghini Huracan GT3
88	GT3-AM	Garage 59 <i>M. RAMOS</i>	2:17.894	10:00:19.222	2	McLaren 720S GT3 Evo
88	GT3-AM	Garage 59 <i>M. RAMOS</i>	2:17.883	10:02:37.105	3	McLaren 720S GT3 Evo
59	GT3-SA	Garage 59 <i>A. SMALLEY</i>	2:16.802	10:09:01.135	5	McLaren 720S GT3 Evo
63	GT3-PA	Barwell Motorsport <i>R. COLLARD</i>	2:16.338	10:09:27.614	5	Lamborghini Huracan GT3
15	GT3-PA	RAM Racing <i>R. MARCIELLO</i>	2:16.299	10:12:08.610	6	BMW M4 GT3

Flag History

TYPE	TIME OF DAY
GREEN	09:55:00.514
FCY	10:02:47.841
GREEN	10:03:53.366
FINISH	10:10:01.097

Flag Statistics

TYPE	COUNT	TOTAL LAPS	TOTAL TIME
Green	2	6	19:37.166
Red	0	0	0.000
Safety Car	0	0	0.000
FCY	1	0	1:05.524

2024 British GT Championship

WARM UP - STATISTICS

CLASS : GT3-PA

12 Starters

Fastest Lap History

NO	NAME	LAP TIME	TIME OF DAY	LAP	VEHICLE
6	2 Seas Motorsport <i>I. LOGGIE</i>	2:19.945	09:59:42.872	2	Mercedes-AMG GT3 Evo
78	Barwell Motorsport <i>A. MARTIN</i>	2:18.711	10:00:10.248	2	Lamborghini Huracan GT3 Evo2
6	2 Seas Motorsport <i>I. LOGGIE</i>	2:18.563	10:02:01.434	3	Mercedes-AMG GT3 Evo
63	Barwell Motorsport <i>R. COLLARD</i>	2:18.009	10:07:11.276	4	Lamborghini Huracan GT3 Evo2
2	Team RJN <i>A. BUNCOMBE</i>	2:17.050	10:09:16.927	5	McLaren 720S GT3 Evo
63	Barwell Motorsport <i>R. COLLARD</i>	2:16.338	10:09:27.614	5	Lamborghini Huracan GT3 Evo2
15	RAM Racing <i>R. MARCIELLO</i>	2:16.299	10:12:08.610	6	BMW M4 GT3

2024 British GT Championship

WARM UP - STATISTICS

CLASS : GT3-SA

7 Starters

Fastest Lap History

NO	NAME	LAP TIME	TIME OF DAY	LAP	VEHICLE
10	Blackthorn <i>M. TOPHAM</i>	2:20.456	09:59:46.575	2	Aston Martin Vantage AMR GT3 Evo
59	Garage 59 <i>S. BALFE</i>	2:19.727	10:00:13.462	2	McLaren 720S GT3 Evo
67	Orange Racing by JMH <i>S. ORANGE</i>	2:19.635	10:02:15.720	3	McLaren 720S GT3 Evo
22	Century Motorsport <i>L. PLATO</i>	2:18.327	10:08:47.819	5	BMW M4 GT3
59	Garage 59 <i>A. SMALLEY</i>	2:16.802	10:09:01.135	5	McLaren 720S GT3 Evo

2024 British GT Championship

WARM UP - STATISTICS

CLASS : GT3-AM

1 Starters

Fastest Lap History

NO	NAME	LAP TIME	TIME OF DAY	LAP	VEHICLE
88	Garage 59 <i>M. RAMOS</i>	2:17.894	10:00:19.222	2	McLaren 720S GT3 Evo
88	Garage 59 <i>M. RAMOS</i>	2:17.883	10:02:37.105	3	McLaren 720S GT3 Evo

2024 British GT Championship

WARM UP - STATISTICS

CLASS : GT4-PA

8 Starters

Fastest Lap History

NO	NAME	LAP TIME	TIME OF DAY	LAP	VEHICLE
31	Team Parker Racing <i>C. DAWSON</i>	2:30.907	10:00:35.165	2	Mercedes-AMG GT4
44	Toyota Gazoo Racing UK <i>D. VAUGHAN</i>	2:30.352	10:08:39.892	4	Toyota GR Supra GT4 Evo
31	Team Parker Racing <i>S. MORRIS</i>	2:29.715	10:10:53.297	5	Mercedes-AMG GT4

2024 British GT Championship

WARM UP - STATISTICS

CLASS : GT4-S

8 Starters

Fastest Lap History

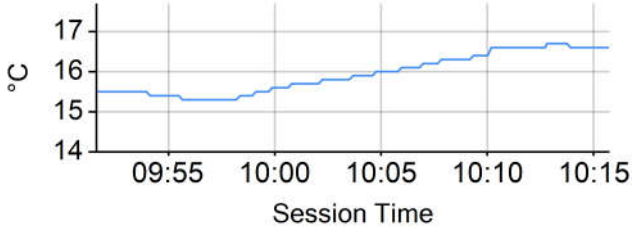
NO	NAME	LAP TIME	TIME OF DAY	LAP	VEHICLE
7	Forsetti Motorsport <i>M. PORTER</i>	2:29.392	10:00:38.777	2	Aston Martin Vantage AMR GT4 Evo

2024 British GT Championship

WARM UP - WEATHER CONDITIONS

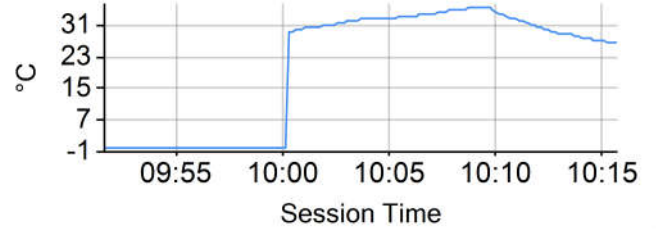
Air Temperature

Min: 15.3°C Max: 16.7°C



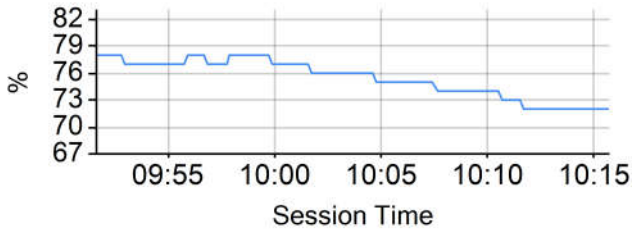
Track Temperature

Min: 0°C Max: 35.6°C



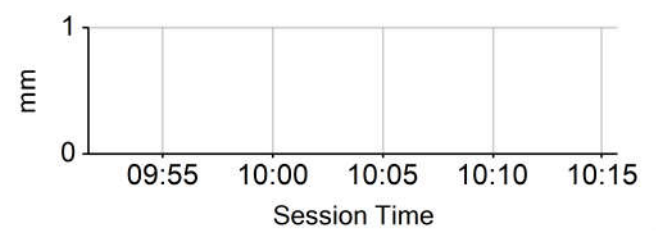
Humidity

Min: 72% Max: 78%



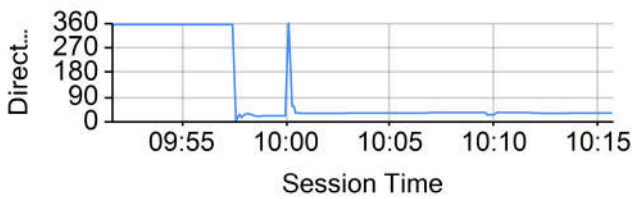
Daily Rainfall

Min: 0mm Max: 0mm



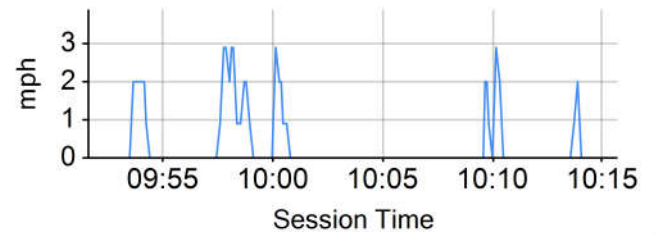
Wind Direction

North = 0/360, East = 90, South = 180, West = 270



Wind Speed

Min: 0mph Max: 2.9mph



2024 British GT Championship

RACE - ROUND 5 - CLASSIFICATION - FINAL

Race Distance: 36 Laps / 156.67 miles

POS	NO	CL	PIC	TEAM / DRIVERS	CAR	LAPS	TIME**	GAP	DIFF	MPH	BEST	ON	GRD	↓↑
1	18	GT3PA	1	2 Seas Motorsport Kevin TSE (HKG) / Maximilian GOETZ (DEU)	Mercedes-AMG GT3 Evo	36	2:13:04.945			70.60	2:16.417	20	1	0
2	59	GT3SA	1	Garage 59 Shaun BALFE (GBR) / Adam SMALLEY (GBR)	McLaren 720S GT3 Evo	36	2:13:11.608	6.663	6.663	70.54	2:16.751	22	8	6
3	63	GT3PA	2	Barwell Motorsport Rob COLLARD (GBR) / Ricky COLLARD (GBR)	Lamborghini Huracan GT3 Evo2	36	2:13:17.526	12.581	5.918	70.49	2:16.379	33	12	9
4	78	GT3PA	3	Barwell Motorsport Alex MARTIN (GBR) / Sandy MITCHELL (GBR)	Lamborghini Huracan GT3 Evo2	36	2:13:34.056	29.111	16.530	70.34	2:16.315	19	3	-1
5	6	GT3PA	4	2 Seas Motorsport Ian LOGGIE (GBR) / Phil KEEN (GBR)	Mercedes-AMG GT3 Evo	36	2:13:35.275	30.330	1.219	70.33	2:16.651	34	6	1
6	10	GT3SA	2	Blackthorn Matt TOPHAM (GBR) / Josh ROWLEDGE (GBR)	Aston Martin Vantage AMR GT3 Evo	36	2:13:43.359	38.414	8.084	70.26	2:17.076	23	4	-2
7	27	GT3PA	5	Optimum Motorsport Mark RADCLIFFE (GBR) / Tom GAMBLE (GBR)	McLaren 720S GT3 Evo	36	2:13:44.073	39.128	0.714	70.25	2:16.338	20	7	0
8	3	GT3PA	6	Greystone GT Mike PRICE (GBR) / Callum MACLEOD (GBR)	Mercedes-AMG GT3 Evo	36	2:13:52.418	47.473	8.345	70.18	2:16.868	21	16	8
9	77	GT3PA	7	Garage 59 Morgan TILLBROOK (GBR) / Marcus CLUTTON (GBR)	McLaren 720S GT3 Evo	36	2:14:02.714	57.769	10.296	70.09	2:17.472	21	5	-4
10	15	GT3PA	8	RAM Racing John FERGUSON (GBR) / Raffaele MARCIELLO (CHE)	BMW M4 GT3	36	2:14:12.586	1:07.641	9.872	70.00	2:16.190	21	14	4
11	9	GT3PA	9	Paddock Motorsport Mark SMITH (USA) / Martin PLOWMAN (GBR)	McLaren 720S GT3 Evo	34	2:13:18.949	2 Laps	2 Laps	66.56	2:16.866	26	11	0
12	29	GT4PA	1	Century Motorsport Ian GOUGH (GBR) / Tom WRIGLEY (GBR)	BMW M4 GT4	34	2:15:32.404	2 Laps	2:13.455	65.46	2:30.016	17	25	13
13	47	GT4PA	2	Forsetti Motorsport Marc WARREN (GBR) / William ORTON (GBR)	Aston Martin Vantage AMR GT4 Evo	34	2:15:37.129	2 Laps	4.725	65.43	2:30.174	17	22	9
14	7	GT4S	1	Forsetti Motorsport Jamie DAY (GBR) / Mikey PORTER (GBR)	Aston Martin Vantage AMR GT4 Evo	33	2:13:05.392	3 Laps	1 Lap	64.71	2:30.135	9	33	19
15	61	GT4S	2	Academy Motorsport Erik EVANS (USA) / Marco SIGNORETTI (CAN)	Ford Mustang GT4 2024	33	2:13:20.959	3 Laps	15.567	64.58	2:30.667	9	30	15
16	31	GT4PA	3	Team Parker Racing Charles DAWSON (GBR) / Seb MORRIS (GBR)	Mercedes-AMG GT4	33	2:13:26.143	3 Laps	5.184	64.54	2:30.371	17	35	19
17	11	GT4S	3	Paddock Motorsport Adam HATFIELD (GBR) / Alex WALKER (GBR)	McLaren Artura GT4	33	2:13:26.495	3 Laps	0.352	64.54	2:30.376	18	31	14
18	17	GT4S	4	RAM Racing Luca HOPKINSON (USA) / Harry GEORGE (GBR)	Mercedes-AMG GT4	33	2:13:36.941	3 Laps	10.446	64.45	2:31.228	9	24	6
19	56	GT4S	5	DTO Motorsport Freddie TOMLINSON (GBR) / Stuart MIDDLETON (GBR)	Ginetta G56 GT4 Evo	33	2:13:38.857	3 Laps	1.916	64.44	2:30.039	11	21	2
20	58	GT4PA	4	CWS Racing Colin WHITE (GBR) / Thomas HOLLAND (GBR)	Ginetta G56 GT4 Evo	33	2:13:39.260	3 Laps	0.403	64.43	2:31.288	21	23	3
21	44	GT4PA	5	Toyota Gazoo Racing UK Kavi JUNDU (GBR) / Dan VAUGHAN (GBR)	Toyota GR Supra GT4 Evo	33	2:13:48.012	3 Laps	8.752	64.36	2:31.720	19	34	13
22	95 *	GT4S	6	RACELAB Sai SANJAY (IND) / Callum DAVIES (GBR)	McLaren Artura GT4	33	2:14:13.043	3 Laps	25.031	64.16	2:30.410	13	29	7
23	90 *	GT4S	7	Optimum Motorsport Zac MEAKIN (GBR) / Jack BROWN (GBR)	McLaren Artura GT4	33	2:14:13.519	3 Laps	0.476	64.16	2:30.583	10	28	5
24	12 *	GT4PA	6	Paddock Motorsport Ed MCDERMOTT (GBR) / Matt COWLEY (GBR)	Mercedes-AMG GT4	33	2:14:20.912	3 Laps	7.393	64.10	2:30.622	28	27	3
25	62	GT4S	8	Academy Motorsport Will MOORE (GBR) / Matt NICOLL-JONES (GBR)	Ford Mustang GT4 2024	33	2:14:28.654	3 Laps	7.742	64.04	2:31.278	12	32	7
26	32 *	GT3SA	3	J&S Racing Sacha KAKAD (GBR) / Hugo COOK (GBR)	Audi R8 LMS GT3 EVO II	30	2:15:10.563	6 Laps	3 Laps	57.91	2:24.923	22	10	-16
27	20 *	GT4PA	7	Mahiki Racing Ian DUGGAN (GBR) / Gordie MUTCH (GBR)	Lotus Emira GT4	29	2:23:21.202	7 Laps	1 Lap	52.79	2:29.481	20	26	-1
28	99	GT3PA	10	Greystone GT Andrey BORODIN (ND) / Oliver WEBB (GBR)	McLaren 720S GT3 Evo	27	1:55:46.208	9 Laps	2 Laps	60.86	2:17.879	24	18	-10
29	2	GT3PA	11	Team RJN Chris BUNCOMBE (GBR) / Alex BUNCOMBE (GBR)	McLaren 720S GT3 Evo	25	1:49:04.426	11 Laps	2 Laps	59.80	2:17.982	20	9	-20
NOT CLASSIFIED														
NC	88	GT3AM		Garage 59 Miguel RAMOS (PRT)	McLaren 720S GT3 Evo	19	1:48:17.837	17 Laps	6 Laps	45.77	2:17.548	17		
NC	8	GT3SA		Team Abba Racing Richard NEARY (GBR) / Sam NEARY (GBR)	Mercedes-AMG GT3 Evo	0								
NC	22	GT3SA		Century Motorsport Carl CAVERS (GBR) / Lewis PLATO (GBR)	BMW M4 GT3	0								
NC	67	GT3SA		Orange Racing by JMH Simon ORANGE (GBR) / Tom ROCHE (GBR)	McLaren 720S GT3 Evo	0								
NC	97	GT3SA		Beechdean AMR Andrew HOWARD (GBR) / Jessica HAWKINS (GBR)	Aston Martin Vantage AMR GT3 Evo	0								
NC	69	GT4PA		Mahiki Racing Steven LAKE (GBR) / Nathan HARRISON (GBR)	Lotus Emira GT4	0								
DQ	87 *	GT3PA		Blackthorn Giacomo PETROBELLI (ITA) / Jonny ADAM (GBR)	Aston Martin Vantage AMR GT3 Evo									

Weather / Track : Bright / Dry

Date: 23/06/2024 Start: 13:04 Finish: 15:17
Spa-Francorchamps: 4.3520 miles

Chief Steward:	Steward:	Steward:	
----------------	----------	----------	---

2024 British GT Championship

RACE - ROUND 5 - CLASSIFICATION - FINAL

Race Distance: 36 Laps / 156.67 miles

FASTEST LAP

Pos	Class	Team	Driver(s)	Car	Time	MPH	KPH
15	GT3PA	RAM Racing	John FERGUSON (GBR) / Raffaele MARCIELLO (CHE)	BMW M4 GT3	2:16.190	115.04	185.14
59	GT3SA	Garage 59	Shaun BALFE (GBR) / Adam SMALLEY (GBR)	McLaren 720S GT3 Evo	2:16.751	114.56	184.38
88	GT3AM	Garage 59	Miguel RAMOS (PRT)	McLaren 720S GT3 Evo	2:17.548	113.90	183.31
20	GT4PA	Mahiki Racing	Ian DUGGAN (GBR) / Gordie MUTCH (GBR)	Lotus Emira GT4	2:29.481	104.81	168.67
56	GT4S	DTO Motorsport	Freddie TOMLINSON (GBR) / Stuart MIDDLETON (GBR)	Ginetta G56 GT4 Evo	2:30.039	104.42	168.05

Comments: Race Time includes the duration of the Race suspension**

*Car 12 - 32 seconds added to race time in lieu of drive through penalty for exceeding track limits

*Car 90 - 32 seconds added to race time in lieu of drive through penalty for exceeding track limits

*Car 95 - 32 seconds added to race time in lieu of drive through penalty for exceeding track limits

*Car 87 - Disqualified from the results of the race for breach of Article 49.1

*Car 32 - Driver Sacha Kakad - 10 second stop and go converted to 47 second post race penalty plus 2 BWP for causing a collision

*Car 20 - 8 minute 29 second Stop Go penalty converted to 9 minutes 6 second time penalty for exceeding maximum drive time

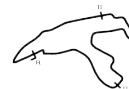
Weather / Track : Bright / Dry

Date: 23/06/2024 Start: 13:04 Finish: 15:17
Spa-Francorchamps: 4.3520 miles

Chief Steward:

Steward:

Steward:



2024 British GT Championship

RACE - ROUND 5 - CLASSIFICATION BY CATEGORY - FINAL

Race Distance: 36 Laps / 156.67 miles

CATEGORY : GT3

POS	NO	CL	TEAM / DRIVERS	CAR	LAPS	TIME**	GAP	DIFF	MPH	BEST	ON
1	18	GT3PA	2 Seas Motorsport Kevin TSE (HKG) / Maximilian GOETZ (DEU)	Mercedes-AMG GT3 Evo	36	2:13:04.945			70.60	2:16.417	20
2	59	GT3SA	Garage 59 Shaun BALFE (GBR) / Adam SMALLEY (GBR)	McLaren 720S GT3 Evo	36	2:13:11.608	6.663	6.663	70.54	2:16.751	22
3	63	GT3PA	Barwell Motorsport Rob COLLARD (GBR) / Ricky COLLARD (GBR)	Lamborghini Huracan GT3 Evo2	36	2:13:17.526	12.581	5.918	70.49	2:16.379	33
4	78	GT3PA	Barwell Motorsport Alex MARTIN (GBR) / Sandy MITCHELL (GBR)	Lamborghini Huracan GT3 Evo2	36	2:13:34.056	29.111	16.530	70.34	2:16.315	19
5	6	GT3PA	2 Seas Motorsport Ian LOGGIE (GBR) / Phil KEEN (GBR)	Mercedes-AMG GT3 Evo	36	2:13:35.275	30.330	1.219	70.33	2:16.651	34
6	10	GT3SA	Blackthorn Matt TOPHAM (GBR) / Josh ROWLEDGE (GBR)	Aston Martin Vantage AMR GT3 Evo	36	2:13:43.359	38.414	8.084	70.26	2:17.076	23
7	27	GT3PA	Optimum Motorsport Mark RADCLIFFE (GBR) / Tom GAMBLE (GBR)	McLaren 720S GT3 Evo	36	2:13:44.073	39.128	0.714	70.25	2:16.338	20
8	3	GT3PA	Greystone GT Mike PRICE (GBR) / Callum MACLEOD (GBR)	Mercedes-AMG GT3 Evo	36	2:13:52.418	47.473	8.345	70.18	2:16.868	21
9	77	GT3PA	Garage 59 Morgan TILLBROOK (GBR) / Marcus CLUTTON (GBR)	McLaren 720S GT3 Evo	36	2:14:02.714	57.769	10.296	70.09	2:17.472	21
10	15	GT3PA	RAM Racing John FERGUSON (GBR) / Raffaele MARCIELLO (CHE)	BMW M4 GT3	36	2:14:12.586	1:07.641	9.872	70.00	2:16.190	21
11	9	GT3PA	Paddock Motorsport Mark SMITH (USA) / Martin PLOWMAN (GBR)	McLaren 720S GT3 Evo	34	2:13:18.949	2 Laps	2 Laps	66.56	2:16.866	26
12	32*	GT3SA	J&S Racing Sacha KAKAD (GBR) / Hugo COOK (GBR)	Audi R8 LMS GT3 EVO II	30	2:15:10.563	6 Laps	4 Laps	57.91	2:24.923	22
13	99	GT3PA	Greystone GT Andrey BORODIN (ND) / Oliver WEBB (GBR)	McLaren 720S GT3 Evo	27	1:55:46.208	9 Laps	3 Laps	60.86	2:17.879	24
14	2	GT3PA	Team RJN Chris BUNCOMBE (GBR) / Alex BUNCOMBE (GBR)	McLaren 720S GT3 Evo	25	1:49:04.426	11 Laps	2 Laps	59.80	2:17.982	20
NC	88	GT3AM	Garage 59 Miguel RAMOS (PRT)	McLaren 720S GT3 Evo	19	1:48:17.837	17 Laps	6 Laps	45.77	2:17.548	17
NC	8	GT3SA	Team Abba Racing Richard NEARY (GBR) / Sam NEARY (GBR)	Mercedes-AMG GT3 Evo	0		36 Laps	19 Laps			
NC	22	GT3SA	Century Motorsport Carl CAVERS (GBR) / Lewis PLATO (GBR)	BMW M4 GT3	0		36 Laps	0.000			
NC	67	GT3SA	Orange Racing by JMH Simon ORANGE (GBR) / Tom ROCHE (GBR)	McLaren 720S GT3 Evo	0		36 Laps	0.000			
NC	97	GT3SA	Beechdean AMR Andrew HOWARD (GBR) / Jessica HAWKINS (GBR)	Aston Martin Vantage AMR GT3 Evo	0		36 Laps	0.000			
DQ	87*	GT3PA	Blackthorn Giacomo PETROBELLI (ITA) / Jonny ADAM (GBR)	Aston Martin Vantage AMR GT3 Evo			36 Laps	0.000			

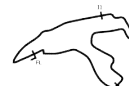
Weather / Track : Bright / Dry

Date: 23/06/2024 Start: 13:04 Finish: 15:17
Spa-Francorchamps: 4.3520 miles

Chief Steward:

Steward:

Steward:



2024 British GT Championship

RACE - ROUND 5 - CLASSIFICATION BY CATEGORY - FINAL

Race Distance: 36 Laps / 156.67 miles

CATEGORY : GT4

POS	NO	CL	TEAM / DRIVERS	CAR	LAPS	TIME**	GAP	DIFF	MPH	BEST	ON
1	29	GT4PA	Century Motorsport Ian GOUGH (GBR) / Tom WRIGLEY (GBR)	BMW M4 GT4	34	2:15:32.404			65.46	2:30.016	17
2	47	GT4PA	Forsetti Motorsport Marc WARREN (GBR) / William ORTON (GBR)	Aston Martin Vantage AMR GT4 Evo	34	2:15:37.129	4.725	4.725	65.43	2:30.174	17
3	7	GT4S	Forsetti Motorsport Jamie DAY (GBR) / Mikey PORTER (GBR)	Aston Martin Vantage AMR GT4 Evo	33	2:13:05.392	1 Lap	1 Lap	64.71	2:30.135	9
4	61	GT4S	Academy Motorsport Erik EVANS (USA) / Marco SIGNORETTI (CAN)	Ford Mustang GT4 2024	33	2:13:20.959	1 Lap	15.567	64.58	2:30.667	9
5	31	GT4PA	Team Parker Racing Charles DAWSON (GBR) / Seb MORRIS (GBR)	Mercedes-AMG GT4	33	2:13:26.143	1 Lap	5.184	64.54	2:30.371	17
6	11	GT4S	Paddock Motorsport Adam HATFIELD (GBR) / Alex WALKER (GBR)	McLaren Artura GT4	33	2:13:26.495	1 Lap	0.352	64.54	2:30.376	18
7	17	GT4S	RAM Racing Luca HOPKINSON (USA) / Harry GEORGE (GBR)	Mercedes-AMG GT4	33	2:13:36.941	1 Lap	10.446	64.45	2:31.228	9
8	56	GT4S	DTO Motorsport Freddie TOMLINSON (GBR) / Stuart MIDDLETON (GBR)	Ginetta G56 GT4 Evo	33	2:13:38.857	1 Lap	1.916	64.44	2:30.039	11
9	58	GT4PA	CWS Racing Colin WHITE (GBR) / Thomas HOLLAND (GBR)	Ginetta G56 GT4 Evo	33	2:13:39.260	1 Lap	0.403	64.43	2:31.288	21
10	44	GT4PA	Toyota Gazoo Racing UK Kavi JUNDU (GBR) / Dan VAUGHAN (GBR)	Toyota GR Supra GT4 Evo	33	2:13:48.012	1 Lap	8.752	64.36	2:31.720	19
11	95*	GT4S	RACELAB Sai SANJAY (IND) / Callum DAVIES (GBR)	McLaren Artura GT4	33	2:14:13.043	1 Lap	25.031	64.16	2:30.410	13
12	90*	GT4S	Optimum Motorsport Zac MEAKIN (GBR) / Jack BROWN (GBR)	McLaren Artura GT4	33	2:14:13.519	1 Lap	0.476	64.16	2:30.583	10
13	12*	GT4PA	Paddock Motorsport Ed MCDERMOTT (GBR) / Matt COWLEY (GBR)	Mercedes-AMG GT4	33	2:14:20.912	1 Lap	7.393	64.10	2:30.622	28
14	62	GT4S	Academy Motorsport Will MOORE (GBR) / Matt NICOLL-JONES (GBR)	Ford Mustang GT4 2024	33	2:14:28.654	1 Lap	7.742	64.04	2:31.278	12
15	20*	GT4PA	Mahiki Racing Ian DUGGAN (GBR) / Gordie MUTCH (GBR)	Lotus Emira GT4	29	2:23:21.202	5 Laps	4 Laps	52.79	2:29.481	20
NC	69	GT4PA	Mahiki Racing Steven LAKE (GBR) / Nathan HARRISON (GBR)	Lotus Emira GT4	0		34 Laps	29 Laps			

FASTEST LAP

15	GT3PA	RAM Racing	BMW M4 GT3	21	2:16.190	115.04 mph	185.14 kph
59	GT3SA	Garage 59	McLaren 720S GT3 Evo	22	2:16.751	114.56 mph	184.38 kph
88	GT3AM	Garage 59	McLaren 720S GT3 Evo	17	2:17.548	113.90 mph	183.31 kph
20	GT4PA	Mahiki Racing	Lotus Emira GT4	20	2:29.481	104.81 mph	168.67 kph
56	GT4S	DTO Motorsport	Ginetta G56 GT4 Evo	11	2:30.039	104.42 mph	168.05 kph

Comments:** Race Time includes the duration of the Race suspension

*Car 12 - 32 seconds added to race time in lieu of drive through penalty for exceeding track limits

*Car 90 - 32 seconds added to race time in lieu of drive through penalty for exceeding track limits

*Car 95 - 32 seconds added to race time in lieu of drive through penalty for exceeding track limits

*Car 87 - Disqualified from the results of the race for breach of Article 49.1

*Car 32 - Driver Sacha Kakad - 10 second stop and go converted to 47 second post race penalty plus 2 BWP for causing a collision

*Car 20 - 8 minute 29 second Stop Go penalty converted to 9 minutes 6 second time penalty for exceeding maximum drive time

Weather / Track : Bright / Dry

Date: 23/06/2024 Start: 13:04 Finish: 15:17
Spa-Francorchamps: 4.3520 miles

Chief Steward:	Steward:	Steward:	
----------------	----------	----------	---

2024 British GT Championship

RACE - ROUND 5 - CLASSIFICATION BY CLASS - FINAL

Race Distance: 36 Laps / 156.67 miles

CLASS : GT3 - GT3PA

POS	NO	TEAM / DRIVERS	CAR	LAPS	TIME**	GAP	DIFF	MPH	BEST	ON
1	18	2 Seas Motorsport Kevin TSE (HKG) / Maximilian GOETZ (DEU)	Mercedes-AMG GT3 Evo	36	2:13:04.945			70.60	2:16.417	20
2	63	Barwell Motorsport Rob COLLARD (GBR) / Ricky COLLARD (GBR)	Lamborghini Huracan GT3 Evo2	36	2:13:17.526	12.581	12.581	70.49	2:16.379	33
3	78	Barwell Motorsport Alex MARTIN (GBR) / Sandy MITCHELL (GBR)	Lamborghini Huracan GT3 Evo2	36	2:13:34.056	29.111	16.530	70.34	2:16.315	19
4	6	2 Seas Motorsport Ian LOGGIE (GBR) / Phil KEEN (GBR)	Mercedes-AMG GT3 Evo	36	2:13:35.275	30.330	1.219	70.33	2:16.651	34
5	27	Optimum Motorsport Mark RADCLIFFE (GBR) / Tom GAMBLE (GBR)	McLaren 720S GT3 Evo	36	2:13:44.073	39.128	8.798	70.25	2:16.338	20
6	3	Greystone GT Mike PRICE (GBR) / Callum MACLEOD (GBR)	Mercedes-AMG GT3 Evo	36	2:13:52.418	47.473	8.345	70.18	2:16.868	21
7	77	Garage 59 Morgan TILLBROOK (GBR) / Marcus CLUTTON (GBR)	McLaren 720S GT3 Evo	36	2:14:02.714	57.769	10.296	70.09	2:17.472	21
8	15	RAM Racing John FERGUSON (GBR) / Raffaele MARCIELLO (CHE)	BMW M4 GT3	36	2:14:12.586	1:07.641	9.872	70.00	2:16.190	21
9	9	Paddock Motorsport Mark SMITH (USA) / Martin PLOWMAN (GBR)	McLaren 720S GT3 Evo	34	2:13:18.949	2 Laps	2 Laps	66.56	2:16.866	26
10	99	Greystone GT Andrey BORODIN (ND) / Oliver WEBB (GBR)	McLaren 720S GT3 Evo	27	1:55:46.208	9 Laps	7 Laps	60.86	2:17.879	24
11	2	Team RJN Chris BUNCOMBE (GBR) / Alex BUNCOMBE (GBR)	McLaren 720S GT3 Evo	25	1:49:04.426	11 Laps	2 Laps	59.80	2:17.982	20
DQ	87*	Blackthorn Giacomo PETROBELLI (ITA) / Jonny ADAM (GBR)	Aston Martin Vantage AMR GT3 Evo			36 Laps	25 Laps			

CLASS : GT3 - GT3SA

POS	NO	TEAM / DRIVERS	CAR	LAPS	TIME**	GAP	DIFF	MPH	BEST	ON
1	59	Garage 59 Shaun BALFE (GBR) / Adam SMALLEY (GBR)	McLaren 720S GT3 Evo	36	2:13:11.608			70.54	2:16.751	22
2	10	Blackthorn Matt TOPHAM (GBR) / Josh ROWLEDGE (GBR)	Aston Martin Vantage AMR GT3 Evo	36	2:13:43.359	31.751	31.751	70.26	2:17.076	23
3	32*	J&S Racing Sacha KAKAD (GBR) / Hugo COOK (GBR)	Audi R8 LMS GT3 EVO II	30	2:15:10.563	6 Laps	6 Laps	57.91	2:24.923	22
NC	8	Team Abba Racing Richard NEARY (GBR) / Sam NEARY (GBR)	Mercedes-AMG GT3 Evo	0		36 Laps	30 Laps			
NC	22	Century Motorsport Carl CAVERS (GBR) / Lewis PLATO (GBR)	BMW M4 GT3	0		36 Laps	0.000			
NC	67	Orange Racing by JMH Simon ORANGE (GBR) / Tom ROCHE (GBR)	McLaren 720S GT3 Evo	0		36 Laps	0.000			
NC	97	Beechdean AMR Andrew HOWARD (GBR) / Jessica HAWKINS (GBR)	Aston Martin Vantage AMR GT3 Evo	0		36 Laps	0.000			

CLASS : GT3 - GT3AM

POS	NO	TEAM / DRIVERS	CAR	LAPS	TIME**	GAP	DIFF	MPH	BEST	ON
NC	88	Garage 59 Miguel RAMOS (PRT)	McLaren 720S GT3 Evo	19	1:48:17.837			45.77	2:17.548	17

Weather / Track : Bright / Dry

Date: 23/06/2024 Start: 13:04 Finish: 15:17
Spa-Francorchamps: 4.3520 miles

Chief Steward:

Steward:

Steward:



2024 British GT Championship

RACE - ROUND 5 - CLASSIFICATION BY CLASS - FINAL

Race Distance: 36 Laps / 156.67 miles

CLASS : GT4 - GT4PA

POS	NO	TEAM / DRIVERS	CAR	LAPS	TIME**	GAP	DIFF	MPH	BEST	ON
1	29	Century Motorsport Ian GOUGH (GBR) / Tom WRIGLEY (GBR)	BMW M4 GT4	34	2:15:32.404			65.46	2:30.016	17
2	47	Forsetti Motorsport Marc WARREN (GBR) / William ORTON (GBR)	Aston Martin Vantage AMR GT4 Evo	34	2:15:37.129	4.725	4.725	65.43	2:30.174	17
3	31	Team Parker Racing Charles DAWSON (GBR) / Seb MORRIS (GBR)	Mercedes-AMG GT4	33	2:13:26.143	1 Lap	1 Lap	64.54	2:30.371	17
4	58	CWS Racing Colin WHITE (GBR) / Thomas HOLLAND (GBR)	Ginetta G56 GT4 Evo	33	2:13:39.260	1 Lap	13.117	64.43	2:31.288	21
5	44	Toyota Gazoo Racing UK Kavi JUNDU (GBR) / Dan VAUGHAN (GBR)	Toyota GR Supra GT4 Evo	33	2:13:48.012	1 Lap	8.752	64.36	2:31.720	19
6	12*	Paddock Motorsport Ed MCDERMOTT (GBR) / Matt COWLEY (GBR)	Mercedes-AMG GT4	33	2:14:20.912	1 Lap	32.900	64.10	2:30.622	28
7	20*	Mahiki Racing Ian DUGGAN (GBR) / Gordie MUTCH (GBR)	Lotus Emira GT4	29	2:23:21.202	5 Laps	4 Laps	52.79	2:29.481	20
NC	69	Mahiki Racing Steven LAKE (GBR) / Nathan HARRISON (GBR)	Lotus Emira GT4	0		34 Laps	29 Laps			

CLASS : GT4 - GT4S

POS	NO	TEAM / DRIVERS	CAR	LAPS	TIME**	GAP	DIFF	MPH	BEST	ON
1	7	Forsetti Motorsport Jamie DAY (GBR) / Mikey PORTER (GBR)	Aston Martin Vantage AMR GT4 Evo	33	2:13:05.392			64.71	2:30.135	9
2	61	Academy Motorsport Erik EVANS (USA) / Marco SIGNORETTI (CAN)	Ford Mustang GT4 2024	33	2:13:20.959	15.567	15.567	64.58	2:30.667	9
3	11	Paddock Motorsport Adam HATFIELD (GBR) / Alex WALKER (GBR)	McLaren Artura GT4	33	2:13:26.495	21.103	5.536	64.54	2:30.376	18
4	17	RAM Racing Luca HOPKINSON (USA) / Harry GEORGE (GBR)	Mercedes-AMG GT4	33	2:13:36.941	31.549	10.446	64.45	2:31.228	9
5	56	DTO Motorsport Freddie TOMLINSON (GBR) / Stuart MIDDLETON (GBR)	Ginetta G56 GT4 Evo	33	2:13:38.857	33.465	1.916	64.44	2:30.039	11
6	95*	RACELAB Sai SANJAY (IND) / Callum DAVIES (GBR)	McLaren Artura GT4	33	2:14:13.043	1:07.651	34.186	64.16	2:30.410	13
7	90*	Optimum Motorsport Zac MEAKIN (GBR) / Jack BROWN (GBR)	McLaren Artura GT4	33	2:14:13.519	1:08.127	0.476	64.16	2:30.583	10
8	62	Academy Motorsport Will MOORE (GBR) / Matt NICOLL-JONES (GBR)	Ford Mustang GT4 2024	33	2:14:28.654	1:23.262	15.135	64.04	2:31.278	12

FASTEST LAP

15	GT3PA	RAM Racing	BMW M4 GT3	21	2:16.190		115.04 mph	185.14 kph
59	GT3SA	Garage 59	McLaren 720S GT3 Evo	22	2:16.751		114.56 mph	184.38 kph
88	GT3AM	Garage 59	McLaren 720S GT3 Evo	17	2:17.548		113.90 mph	183.31 kph
20	GT4PA	Mahiki Racing	Lotus Emira GT4	20	2:29.481		104.81 mph	168.67 kph
56	GT4S	DTO Motorsport	Ginetta G56 GT4 Evo	11	2:30.039		104.42 mph	168.05 kph

Comments:** Race Time includes the duration of the Race suspension

*Car 12 - 32 seconds added to race time in lieu of drive through penalty for exceeding track limits

*Car 90 - 32 seconds added to race time in lieu of drive through penalty for exceeding track limits

*Car 95 - 32 seconds added to race time in lieu of drive through penalty for exceeding track limits

*Car 87 - Disqualified from the results of the race for breach of Article 49.1

*Car 32 - Driver Sacha Kakad - 10 second stop and go converted to 47 second post race penalty plus 2 BWP for causing a collision

*Car 20 - 8 minute 29 second Stop Go penalty converted to 9 minutes 6 second time penalty for exceeding maximum drive time

Weather / Track : Bright / Dry

Date: 23/06/2024 Start: 13:04 Finish: 15:17
Spa-Francorchamps: 4.3520 miles

Chief Steward:	Steward:	Steward:	
----------------	----------	----------	---

2024 British GT Championship

RACE - ROUND 5 - LAP CHART

LAP 1 @ 13:07:13.104			LAP 2 @ 13:11:42.856			LAP 3 @ 13:15:59.835			LAP 4 @ 13:59:07.225			LAP 5 @ 14:03:02.148		
NO	BEHIND	LAP TIME	NO	BEHIND	LAP TIME	NO	BEHIND	LAP TIME	NO	BEHIND	LAP TIME	NO	BEHIND	LAP TIME
18		3:02.452	18		4:29.752	18		4:16.979	18		43:07.390	18		3:54.923
87	0.730	3:03.182	87	0.930	4:29.952	87	1.571	4:17.620	87	1.615	43:07.434	87	1.743	3:55.051
59	1.763	3:04.215	59	2.083	4:30.072	59	2.714	4:17.610	59	4.334	43:09.010	59	2.458	3:53.047
10	2.629	3:05.081	10	3.252	4:30.375	10	3.349	4:17.076	10	5.637	43:09.678	10	3.165	3:52.451
78	3.165	3:05.617	78	4.716	4:31.303	78	4.189	4:16.452	78	7.379	43:10.580	78	4.247	3:51.791
63	4.244	3:06.696	63	6.533	4:32.041	63	6.025	4:16.471	63	9.703	43:11.068	63	5.727	3:50.947
77	5.540	3:07.992	77	8.010	4:32.222	77	6.674	4:15.643	77	13.031	43:13.747	77	6.783	3:48.675
27	7.029	3:09.481	27	9.857	4:32.580	27	9.460	4:16.582	27	15.347	43:13.277	27	9.131	3:48.707
15	1:27.424	4:29.876	15	38.553	3:40.881	15	10.314	3:48.740	15	17.066	43:14.142	56	11.664	3:47.649
56	1:28.541	4:30.993	56	40.515	3:41.726	56	11.432	3:47.896	56	18.938	43:14.896	17	12.281	3:44.599
17	1:30.366	4:32.818	17	42.024	3:41.410	17	12.590	3:47.545	17	22.605	43:17.405	3	12.849	3:41.708
3	1:31.992	4:34.444	3	43.253	3:41.013	3	13.472	3:47.198	3	26.064	43:19.982	6	13.742	3:41.197
6	1:33.508	4:35.960	6	44.278	3:40.522	6	14.893	3:47.594	6	27.468	43:19.965	99	15.926	3:40.239
99	1:34.578	4:37.030	99	45.336	3:40.510	99	15.854	3:47.497	99	30.610	43:22.146	47	16.751	3:39.840
47	1:35.865	4:38.317	47	46.513	3:40.400	47	17.160	3:47.626	47	31.834	43:22.064	29	17.451	3:39.749
2	1:35.981	4:38.433 P	29	47.522	3:40.513	29	18.118	3:47.575	29	32.625	43:21.897	15	18.140	3:55.997 P
29	1:36.761	4:39.213	90	48.161	3:40.077	90	19.169	3:47.987	90	33.905	43:22.126	90	18.335	3:39.353
90	1:37.836	4:40.288	61	48.865	3:39.911	61	20.090	3:48.204	61	35.679	43:22.979	61	19.363	3:38.607
9	1:38.079	4:40.531 P	12	49.935	3:40.310	12	20.763	3:47.807	12	36.827	43:23.454	12	20.147	3:38.243
61	1:38.706	4:41.158	62	50.717	3:40.325	62	21.794	3:48.056	62	38.359	43:23.955	62	22.120	3:38.684
12	1:39.377	4:41.829	11	51.934	3:40.552	11	22.854	3:47.899	11	39.189	43:23.725	11	22.651	3:38.385
62	1:40.144	4:42.596	7	53.291	3:40.717	7	24.576	3:48.264	7	40.828	43:23.642	7	23.137	3:37.232
11	1:41.134	4:43.586	31	55.276	3:41.248	31	26.999	3:48.702	31	43.271	43:23.662	31	24.601	3:36.253
7	1:42.326	4:44.778	58	58.736	3:43.034	58	28.386	3:46.629	58	46.298	43:25.302	58	26.472	3:35.097
31	1:43.780	4:46.232	44	59.297	3:41.949	44	29.412	3:47.094	44	47.025	43:25.003	44	27.117	3:35.015
58	1:45.454	4:47.906	95	1:00.844	3:27.975	95	30.308	3:46.443	95	47.755	43:24.837	95	27.907	3:35.075
44	1:47.100	4:49.552	9	1:18.852	4:10.525	9	32.158	3:30.285	9	51.338	43:26.570	9	28.816	3:32.401
32	1:54.593	4:57.045 P	2	1:27.770	4:21.541	2	33.952	3:23.161	2	55.005	43:28.443	2	31.788	3:31.706
95	2:02.621	5:05.073	32	3:14.533	5:49.692 P	SC	1 Lap	43:05.962	SC	1 Lap	3:56.704	32	2 Laps	48:37.561
88	2:07.629	5:10.081 P	SC	1 Lap	4:17.059							20	4 Laps	59:25.883

2024 British GT Championship

RACE - ROUND 5 - LAP CHART

LAP 6 @ 14:06:17.274			LAP 7 @ 14:08:36.064			LAP 8 @ 14:10:54.810			LAP 9 @ 14:13:12.398			LAP 10 @ 14:15:30.320		
NO	BEHIND	LAP TIME	NO	BEHIND	LAP TIME	NO	BEHIND	LAP TIME	NO	BEHIND	LAP TIME	NO	BEHIND	LAP TIME
18		3:15.126	18		2:18.790	18		2:18.746	18		2:17.588	18		2:17.922
87	0.340	3:13.723	87	0.901	2:19.351	87	0.648	2:18.493	87	1.028	2:17.968	87	0.841	2:17.735
59	1.392	3:14.060	59	2.646	2:20.044	59	2.692	2:18.792	59	3.388	2:18.284	59	3.830	2:18.364
10	1.952	3:13.913	10	5.539	2:22.377	10	6.854	2:20.061	10	9.157	2:19.891	10	10.845	2:19.610
78	2.327	3:13.206	63	5.954	2:21.971	63	7.313	2:20.105	63	9.583	2:19.858	63	11.315	2:19.654
63	2.773	3:12.172	78	6.591	2:23.054	78	8.015	2:20.170	78	10.118	2:19.691	78	11.873	2:19.677
77	3.378	3:11.721	77	7.022	2:22.434	77	8.505	2:20.229	77	10.376	2:19.459	77	12.125	2:19.671
27	4.290	3:10.285	27	9.223	2:23.723	27	12.162	2:21.685	6	15.261	2:20.189	6	16.414	2:19.075
56	5.367	3:08.829	6	10.827	2:22.457	6	12.660	2:20.579	27	17.165	2:22.591	27	20.106	2:20.863
17	6.276	3:09.121	3	12.432	2:24.787	3	15.583	2:21.897	3	20.702	2:22.707	3	24.111	2:21.331
3	6.435	3:08.712	56	18.378	2:31.801	2	30.086	2:25.422	2	33.787	2:21.289	2	36.505	2:20.640
6	7.160	3:08.544	99	19.366	2:29.146	9	30.529	2:25.343	9	34.507	2:21.566	9	37.297	2:20.712
SC	2 Laps	3:22.883 P	17	21.492	2:34.006	99	31.760	2:31.140	15	37.320	2:22.559	15	39.976	2:20.578
99	9.010	3:08.210	47	21.880	2:31.480	15	32.349	2:25.069	99	41.174	2:27.002	99	48.685	2:25.433
47	9.190	3:07.565	2	23.410	2:27.115	56	32.490	2:32.858	56	45.068	2:30.166	56	57.483	2:30.337
29	9.558	3:07.233	9	23.932	2:28.281	47	35.317	2:32.183	47	48.882	2:31.153	32	2 Laps	2:27.633
90	9.699	3:06.490	61	24.588	2:33.442	17	35.786	2:33.040	17	49.426	2:31.228	47	1:02.254	2:31.294
61	9.936	3:05.699	29	24.634	2:33.866	61	37.423	2:31.581	61	50.502	2:30.667	17	1:03.036	2:31.532
12	10.532	3:05.511	7	24.807	2:31.651	29	38.149	2:32.261	7	51.034	2:30.135	7	1:03.865	2:30.753
62	11.168	3:04.174	90	25.147	2:34.238	7	38.487	2:32.426	32	2 Laps	2:29.231	61	1:04.915	2:32.335
11	11.815	3:04.290	15	26.026	2:25.731	90	38.931	2:32.530	29	52.018	2:31.457	90	1:05.350	2:30.583
7	11.946	3:03.935	62	26.847	2:34.469	32	2 Laps	2:29.056	90	52.689	2:31.346	29	1:06.190	2:32.094
31	12.846	3:03.371	12	28.522	2:36.780	62	40.536	2:32.435	62	55.016	2:32.068	62	1:09.102	2:32.008
58	13.668	3:02.322	11	29.037	2:36.012	31	42.475	2:31.222	31	56.279	2:31.392	31	1:10.092	2:31.735
44	13.842	3:01.851	32	2 Laps	2:31.298	11	42.976	2:32.685	11	57.029	2:31.641	11	1:10.798	2:31.691
95	14.385	3:01.604	31	29.999	2:35.943	12	45.464	2:35.688	95	1:02.533	2:34.158	95	1:16.443	2:31.832
9	14.441	3:00.751	95	30.327	2:34.732	95	45.963	2:34.382	12	1:02.664	2:34.788	12	1:19.855	2:35.113
2	15.085	2:58.423	58	33.576	2:38.698	58	50.296	2:35.466	44	1:07.387	2:34.449	44	1:22.296	2:32.831
32	2 Laps	2:59.002	44	34.914	2:39.862	44	50.526	2:34.358	58	1:08.250	2:35.542	58	1:23.451	2:33.123
20	4 Laps	2:59.668	20	4 Laps	2:37.061	20	4 Laps	2:35.439	20	4 Laps	2:36.826	20	4 Laps	2:37.243
15	19.085	3:16.071	88	5 Laps	1:00:57.336	88	5 Laps	2:17.917	88	5 Laps	2:34.534 P			

2024 British GT Championship

RACE - ROUND 5 - LAP CHART

LAP 11 @ 14:17:48.161			LAP 12 @ 14:20:05.634			LAP 13 @ 14:22:23.090			LAP 14 @ 14:24:40.868			LAP 15 @ 14:26:59.605		
NO	BEHIND	LAP TIME	NO	BEHIND	LAP TIME	NO	BEHIND	LAP TIME	NO	BEHIND	LAP TIME	NO	BEHIND	LAP TIME
18		2:17.841	18		2:17.473	18		2:17.456	18		2:17.778	18		2:18.737
87	0.806	2:17.806	87	0.873	2:17.540	87	1.087	2:17.670	87	2.652	2:19.343	87	3.962	2:20.047
59	3.932	2:17.943	59	4.565	2:18.106	59	4.930	2:17.821	59	6.620	2:19.468	44	1 Lap	2:33.617
10	11.952	2:18.948	10	13.568	2:19.089	10	15.060	2:18.948	20	5 Laps	2:36.708	59	7.412	2:19.529
63	12.851	2:19.377	63	14.088	2:18.710	63	15.587	2:18.955	32	3 Laps	3:21.205	12	1 Lap	2:35.437
78	13.575	2:19.543	78	14.940	2:18.838	78	16.394	2:18.910	10	16.110	2:18.828	58	1 Lap	2:36.653
77	13.871	2:19.587	77	15.781	2:19.383	77	17.365	2:19.040	63	16.702	2:18.893	10	17.116	2:19.743
6	16.994	2:18.421	6	18.098	2:18.577	6	19.250	2:18.608	78	17.609	2:18.993	63	17.787	2:19.822
27	22.528	2:20.263	27	25.429	2:20.374	27	28.032	2:20.059	77	18.792	2:19.205	78	18.656	2:19.784
3	27.402	2:21.132	3	30.479	2:20.550	3	34.441	2:21.418	6	19.527	2:18.055	6	20.526	2:19.736
2	38.727	2:20.063	9	41.856	2:19.999	9	42.891	2:18.491	27	30.323	2:20.069	32	3 Laps	2:32.188
9	39.330	2:19.874	2	44.030	2:22.776	2	46.915	2:20.341	3	37.298	2:20.635	77	27.618	2:27.563
15	42.309	2:20.174	15	45.177	2:20.341	15	47.609	2:19.888	9	43.428	2:18.315	20	5 Laps	2:38.092
99	57.062	2:26.218	99	1:05.043	2:25.454	99	1:11.671	2:24.084	2	49.309	2:20.172	27	32.642	2:21.056
56	1:09.681	2:30.039	56	1:22.989	2:30.781	56	1:35.728	2:30.195	15	50.082	2:20.251	3	39.396	2:20.835
32	2 Laps	2:26.822	32	2 Laps	2:35.555 P	7	1:43.054	2:30.498	99	1:18.753	2:24.860	9	43.587	2:18.896
47	1:15.624	2:31.211	47	1:29.501	2:31.350	47	1:43.894	2:31.849	56	1:48.015	2:30.065	2	50.044	2:19.472
7	1:16.953	2:30.929	7	1:30.012	2:30.532	61	1:46.118	2:31.315	7	1:55.701	2:30.425	15	50.992	2:19.647
17	1:17.415	2:32.220	61	1:32.259	2:31.389	90	1:47.973	2:32.771	47	1:56.979	2:30.863	99	1:24.127	2:24.111
61	1:18.343	2:31.269	17	1:32.585	2:32.643	29	1:49.290	2:32.735	61	1:59.696	2:31.356	56	1:59.320	2:30.042
90	1:18.700	2:31.191	90	1:32.658	2:31.431	17	1:49.581	2:34.452	90	2:01.045	2:30.850	7	2:07.210	2:30.246
29	1:19.249	2:30.900	29	1:34.011	2:32.235	62	1:51.687	2:32.125	29	2:02.558	2:31.046	88	6 Laps	2:21.917
62	1:23.213	2:31.952	62	1:37.018	2:31.278	31	1:52.838	2:31.829	17	2:03.589	2:31.786	61	2:12.646	2:31.687
31	1:23.851	2:31.600	31	1:38.465	2:32.087	11	1:54.193	2:32.135	88	6 Laps	2:21.935	90	2:13.161	2:30.853
11	1:24.500	2:31.543	11	1:39.514	2:32.487	95	1:56.939	2:30.410	62	2:05.921	2:32.012	17	2:16.420	2:31.568
95	1:29.565	2:30.963	95	1:43.985	2:31.893	88	6 Laps	2:21.522	31	2:07.012	2:31.952	47	2:17.240	2:38.998 P
12	1:36.787	2:34.773	44	1:52.937	2:33.181	44	2:08.089	2:32.608	11	2:09.728	2:33.313			
44	1:37.229	2:32.774	12	1:54.555	2:35.241	12	2:11.673	2:34.574	95	2:10.570	2:31.409			
58	1:39.618	2:34.008	88	6 Laps	2:20.450	58	2:12.614	2:33.085						
20	4 Laps	2:36.816	58	1:56.985	2:34.840									
88	6 Laps	4:31.458	20	4 Laps	2:36.057									

2024 British GT Championship

RACE - ROUND 5 - LAP CHART

LAP 16 @ 14:29:19.153			LAP 17 @ 14:31:40.138			LAP 18 @ 14:34:06.991			LAP 19 @ 14:36:47.244			LAP 20 @ 14:40:30.292		
NO	BEHIND	LAP TIME	NO	BEHIND	LAP TIME	NO	BEHIND	LAP TIME	NO	BEHIND	LAP TIME	NO	BEHIND	LAP TIME
18		2:19.548	18		2:20.985	18		2:26.853 P	10		2:29.331 P	18		2:16.417
87	2.477	2:18.063	87	1.874	2:20.382	7	1 Lap	2:30.904	31	2 Laps	2:30.371	20	5 Laps	2:36.368
29	1 Lap	2:38.779 P	61	1 Lap	2:32.332	87	1.840	2:26.819 P	17	2 Laps	5:13.165	87	5.325	2:17.633
95	1 Lap	2:32.857	59	7.073	2:20.719	29	2 Laps	4:52.330	11	2 Laps	2:31.018	59	11.092	2:17.362
59	7.339	2:19.475	90	1 Lap	2:39.674 P	59	9.133	2:28.913 P	90	2 Laps	5:24.578	88	6 Laps	2:19.411
62	1 Lap	2:39.820 P	95	1 Lap	2:31.427	47	2 Laps	5:00.222	12	2 Laps	2:33.003	63	15.399	2:16.651
31	1 Lap	2:40.065 P	17	1 Lap	2:39.844 P	31	2 Laps	4:49.883	58	2 Laps	2:31.676	77	29.032	2:17.694
11	1 Lap	2:41.719 P	10	17.396	2:20.122	10	10.922	2:20.379	44	2 Laps	2:32.884	6	29.406	2:17.643
10	18.259	2:20.691	6	19.785	2:20.383	61	1 Lap	2:39.056 P	62	2 Laps	2:47.349	10	31.715	4:14.763
63	18.303	2:20.064	63	24.813	2:27.495 P	6	19.970	2:27.038 P	32	3 Laps	2:37.303 P	78	31.931	2:17.090
78	19.124	2:20.016	78	26.873	2:28.734 P	95	1 Lap	2:39.750 P	99	1 Lap	4:09.473	3	46.763	2:17.034
6	20.387	2:19.409	27	33.589	2:20.398	62	2 Laps	5:13.509 P	20	5 Laps	2:36.294	27	47.581	2:16.338
44	1 Lap	2:42.275 P	77	34.355	2:27.325 P	11	2 Laps	5:10.375	18	1:26.631	4:06.884	15	55.839	2:16.298
77	28.015	2:19.945	3	41.421	2:20.549	27	36.841	2:30.105 P	87	1:30.740	4:09.153	2	1:03.027	2:17.982
27	34.176	2:21.082	32	3 Laps	2:30.775	12	2 Laps	4:51.148	88	6 Laps	2:18.753	29	1 Lap	2:31.201
12	1 Lap	2:43.290 P	15	53.543	2:22.621	44	2 Laps	5:00.765	59	1:36.778	4:07.898	47	1 Lap	2:30.907
58	1 Lap	2:44.251 P	2	54.299	2:24.205	58	2 Laps	4:51.793	63	1:41.796	2:17.288	31	1 Lap	2:30.978
32	3 Laps	2:30.923	20	5 Laps	2:37.187	3	46.692	2:32.124 P	77	1:54.386	2:18.227	32	3 Laps	4:19.986
3	41.857	2:22.009	99	1:45.724	2:36.857 P	32	3 Laps	2:28.319	6	1:54.811	4:15.094	56	1 Lap	5:16.874
20	5 Laps	2:37.153	88	6 Laps	2:18.431	15	56.244	2:29.554 P	78	1:57.889	2:16.315	7	1 Lap	5:13.112
2	51.079	2:20.583	56	2:22.131	2:32.728	2	56.898	2:29.452 P	3	2:12.777	4:06.338	61	1 Lap	2:30.875
15	51.907	2:20.463				20	5 Laps	2:36.610	27	2:14.291	4:17.703	17	1 Lap	2:31.704
9	1:16.378	2:52.339 P				9	1 Lap	5:05.681 P	15	2:22.589	4:06.598	11	1 Lap	2:30.715
99	1:29.852	2:25.273				88	6 Laps	2:18.219	29	1 Lap	2:30.413	9	1 Lap	2:22.961
88	6 Laps	2:19.223				63	2:04.761	4:06.801	2	2:28.093	4:11.448	99	1:45.908	2:21.228
56	2:10.388	2:30.616				77	2:16.412	4:08.910	47	1 Lap	2:30.832	95	1 Lap	2:31.784
7	2:18.194	2:30.532				78	2:21.827	4:21.807	31	1 Lap	2:30.757	90	1 Lap	2:31.934
						56	2:35.475	2:40.197 P	61	1 Lap	5:08.274	12	1 Lap	2:31.828
						29	1 Lap	2:30.016	17	1 Lap	2:33.349	58	1 Lap	2:31.612
						7	2:39.569	2:38.309 P	11	1 Lap	2:30.376	44	1 Lap	2:31.720
						47	1 Lap	2:30.174	95	1 Lap	5:11.335	62	1 Lap	2:31.288
									90	1 Lap	2:30.776			
									12	1 Lap	2:31.410			
									58	1 Lap	2:31.292			
									9	1 Lap	4:11.387			
									44	1 Lap	2:32.764			
									99	3:07.728	2:19.637			
									62	1 Lap	2:31.884			

2024 British GT Championship

RACE - ROUND 5 - LAP CHART

LAP 21 @ 14:42:46.856			LAP 22 @ 14:45:03.600			LAP 23 @ 14:47:21.707			LAP 24 @ 14:49:39.701			LAP 25 @ 14:51:56.583		
NO	BEHIND	LAP TIME	NO	BEHIND	LAP TIME	NO	BEHIND	LAP TIME	NO	BEHIND	LAP TIME	NO	BEHIND	LAP TIME
18		2:16.564	18		2:16.744	18		2:18.107	18		2:17.994	18		2:16.882
87	5.566	2:16.805	87	5.879	2:17.057	90	2 Laps	2:31.357	87	6.057	2:18.816	87	7.333	2:18.158
59	11.828	2:17.300	59	11.835	2:16.751	58	2 Laps	2:31.288	11	2 Laps	2:31.152	7	2 Laps	2:31.471
63	16.049	2:17.214	63	16.131	2:16.826	87	5.235	2:17.463	17	2 Laps	2:31.840	61	2 Laps	2:33.197
88	6 Laps	2:22.054	88	6 Laps	2:17.785	44	2 Laps	2:32.343	59	11.244	2:17.794	56	2 Laps	2:34.221
20	5 Laps	2:37.635	77	30.772	2:17.576	12	2 Laps	2:38.170 P	95	2 Laps	2:31.754	59	12.425	2:18.063
77	29.940	2:17.472	6	31.369	2:17.874	59	11.444	2:17.716	90	2 Laps	2:31.872	63	15.157	2:17.172
6	30.239	2:17.397	78	32.403	2:17.342	62	2 Laps	2:32.037	63	14.867	2:18.181	11	2 Laps	2:31.378
78	31.805	2:16.438	10	33.665	2:17.469	63	14.680	2:16.656	58	2 Laps	2:31.460	17	2 Laps	2:32.707
10	32.940	2:17.789	3	47.624	2:17.301	88	6 Laps	2:17.548	88	6 Laps	2:18.229	95	2 Laps	2:31.831
3	47.067	2:16.868	27	48.043	2:17.286	77	30.388	2:17.723	44	2 Laps	2:32.482	90	2 Laps	2:31.684
27	47.501	2:16.484	20	5 Laps	2:45.642 P	6	30.778	2:17.516	62	2 Laps	2:31.915	88	6 Laps	2:31.034 P
15	55.465	2:16.190	15	55.028	2:16.307	78	31.156	2:16.860	77	30.480	2:18.086	58	2 Laps	2:31.428
2	1:04.646	2:18.183	2	1:06.559	2:18.657	10	32.634	2:17.076	6	30.777	2:17.993	77	32.111	2:18.513
29	1 Lap	2:30.327	32	3 Laps	2:25.671	3	46.642	2:17.125	78	31.332	2:18.170	78	32.370	2:17.920
47	1 Lap	2:31.057	29	1 Lap	2:31.313	27	47.084	2:17.148	10	32.136	2:17.496	6	33.102	2:19.207
31	1 Lap	2:30.849	47	1 Lap	2:31.148	15	53.215	2:16.294	12	2 Laps	2:46.894	10	34.396	2:19.142
32	3 Laps	2:26.594	31	1 Lap	2:31.109	2	1:07.402	2:18.950	3	45.996	2:17.348	44	2 Laps	2:32.851
7	1 Lap	2:31.254	9	1 Lap	2:17.834	9	1 Lap	2:20.709	27	46.468	2:17.378	62	2 Laps	2:32.900
56	1 Lap	2:32.137	99	1:51.585	2:19.552	99	1:51.413	2:17.935	15	52.164	2:16.943	3	46.386	2:17.272
61	1 Lap	2:30.781	7	1 Lap	2:30.855	32	3 Laps	2:27.410	2	1:09.221	2:19.813	27	47.457	2:17.871
9	1 Lap	2:18.530	56	1 Lap	2:31.287	29	1 Lap	2:32.087	20	6 Laps	4:55.003	12	2 Laps	2:30.721
99	1:48.777	2:19.433	61	1 Lap	2:30.979	47	1 Lap	2:31.421	9	1 Lap	2:17.480	15	1:00.294	2:25.012 P
11	1 Lap	2:31.256	11	1 Lap	2:30.840	31	1 Lap	2:31.287	99	1:51.298	2:17.879	2	1:18.495	2:26.156 P
17	1 Lap	2:32.910	17	1 Lap	2:31.512	7	1 Lap	2:30.720	32	3 Laps	2:26.091	20	6 Laps	2:29.735
95	1 Lap	2:31.302	95	1 Lap	2:31.490	56	1 Lap	2:32.018	29	1 Lap	2:30.825	9	1 Lap	2:17.708
90	1 Lap	2:30.729				61	1 Lap	2:31.231	47	1 Lap	2:31.428	99	1:59.969	2:25.553 P
12	1 Lap	2:31.598							31	1 Lap	2:31.298	32	3 Laps	2:24.923
58	1 Lap	2:31.332												
44	1 Lap	2:32.173												
62	1 Lap	2:31.730												

2024 British GT Championship

RACE - ROUND 5 - LAP CHART

LAP 26 @ 14:54:15.688			LAP 27 @ 14:56:33.027			LAP 28 @ 14:58:49.619			LAP 29 @ 15:01:06.337			LAP 30 @ 15:03:23.168		
NO	BEHIND	LAP TIME	NO	BEHIND	LAP TIME	NO	BEHIND	LAP TIME	NO	BEHIND	LAP TIME	NO	BEHIND	LAP TIME
18		2:19.105	18		2:17.339	18		2:16.592	18		2:16.718	18		2:16.831
29	2 Laps	2:31.799	87	6.929	2:17.162	87	7.109	2:16.772	87	7.166	2:16.775	59	11.834	2:17.259
87	7.106	2:18.878	99	1 Lap	2:45.960 P	32	4 Laps	2:30.643	59	11.406	2:16.932	63	14.815	2:16.950
47	2 Laps	2:31.922	59	10.569	2:17.150	59	11.192	2:17.215	63	14.696	2:17.213	78	35.558	2:17.495
59	10.758	2:17.438	63	14.020	2:17.495	63	14.201	2:16.773	32	4 Laps	2:31.009	6	37.564	2:17.232
31	2 Laps	2:32.122	29	2 Laps	2:32.248	78	34.610	2:18.328	78	34.894	2:17.002	77	39.348	2:17.703
63	13.864	2:17.812	47	2 Laps	2:31.850	77	36.590	2:19.359	6	37.163	2:17.160	10	42.104	2:18.350
7	2 Laps	2:31.578	31	2 Laps	2:31.636	6	36.721	2:19.238	77	38.476	2:18.604	32	4 Laps	2:39.397
56	2 Laps	2:31.463	78	32.874	2:18.484	29	2 Laps	2:32.754	10	40.585	2:18.504	27	49.286	2:16.571
61	2 Laps	2:32.784	77	33.823	2:18.844	10	38.799	2:18.690	27	49.546	2:17.641	3	53.463	2:17.856
78	31.729	2:18.464	7	2 Laps	2:31.472	31	2 Laps	2:32.671	29	2 Laps	2:31.206	29	2 Laps	2:32.012
77	32.318	2:19.312	6	34.075	2:18.772	47	2 Laps	2:33.702	3	52.438	2:18.935	47	2 Laps	2:31.707
6	32.642	2:18.645	10	36.701	2:18.074	27	48.623	2:17.966	31	2 Laps	2:31.728	7	2 Laps	2:31.121
11	2 Laps	2:32.210	56	2 Laps	2:31.860	7	2 Laps	2:31.364	47	2 Laps	2:32.128	31	2 Laps	2:38.968 P
10	35.966	2:20.675	61	2 Laps	2:32.276	3	50.221	2:18.229	7	2 Laps	2:31.166	15	1:19.155	2:19.602
17	2 Laps	2:33.063	27	47.249	2:18.537	56	2 Laps	2:31.725	56	2 Laps	2:31.278	56	2 Laps	2:32.083
95	2 Laps	2:33.077	3	48.584	2:20.327	61	2 Laps	2:32.593	61	2 Laps	2:31.376	61	2 Laps	2:32.639
90	2 Laps	2:32.971	11	2 Laps	2:31.297	11	2 Laps	2:31.347	15	1:16.384	2:17.057	11	2 Laps	2:32.218
58	2 Laps	2:32.345	17	2 Laps	2:33.069	99	1 Lap	3:14.348 P	11	2 Laps	2:32.215	17	2 Laps	2:32.183
3	45.596	2:18.315	95	2 Laps	2:34.389	17	2 Laps	2:32.182	17	2 Laps	2:32.182	95	2 Laps	2:31.666
27	46.051	2:17.699	90	2 Laps	2:34.425	95	2 Laps	2:31.490	95	2 Laps	2:32.330	90	2 Laps	2:31.616
44	2 Laps	2:32.339	58	2 Laps	2:32.777	90	2 Laps	2:31.497	90	2 Laps	2:32.438	58	2 Laps	2:31.412
12	2 Laps	2:31.078	44	2 Laps	2:32.311	58	2 Laps	2:31.909	58	2 Laps	2:32.597	44	2 Laps	2:32.607
62	2 Laps	2:47.098 P	15	1:16.138	2:18.346	15	1:16.045	2:16.499	44	2 Laps	2:31.788	9	1 Lap	2:20.221
15	1:15.131	2:33.942	12	2 Laps	2:30.727	44	2 Laps	2:32.005	12	2 Laps	2:31.160	12	2 Laps	2:30.622
20	6 Laps	2:29.481	62	2 Laps	2:47.630	12	2 Laps	2:31.012	9	1 Lap	2:18.089			
9	1 Lap	2:17.259	20	6 Laps	2:29.898	9	1 Lap	2:19.048	62	2 Laps	2:31.588			
32	3 Laps	2:25.104	9	1 Lap	2:16.866	62	2 Laps	2:32.645	20	6 Laps	2:30.155			
						20	6 Laps	2:29.943						

2024 British GT Championship

RACE - ROUND 5 - LAP CHART

LAP 31 @ 15:05:41.157			LAP 32 @ 15:07:58.126			LAP 33 @ 15:10:15.707			LAP 34 @ 15:12:35.436			LAP 35 @ 15:14:54.549		
NO	BEHIND	LAP TIME	NO	BEHIND	LAP TIME	NO	BEHIND	LAP TIME	NO	BEHIND	LAP TIME	NO	BEHIND	LAP TIME
18		2:17.989	18		2:16.969	18		2:17.581	18		2:19.729	18		2:19.113
62	3 Laps	2:32.185	59	12.380	2:18.163	44	3 Laps	2:32.562	17	3 Laps	2:31.777	61	3 Laps	2:32.385
20	7 Laps	2:30.457	63	14.733	2:17.608	12	3 Laps	2:31.405	95	3 Laps	2:32.525	31	3 Laps	2:32.677
59	11.186	2:17.341	62	3 Laps	2:32.282	59	11.896	2:17.097	58	3 Laps	2:32.266	11	3 Laps	2:32.498
63	14.094	2:17.268	20	7 Laps	2:31.189	63	13.531	2:16.379	90	3 Laps	2:34.243	59	10.432	2:18.746
78	34.552	2:16.983	78	34.040	2:16.457	78	34.111	2:17.652	59	10.799	2:18.632	63	13.161	2:20.231
6	36.474	2:16.899	6	36.433	2:16.928	6	36.034	2:17.182	63	12.043	2:18.241	17	3 Laps	2:32.870
77	38.917	2:17.558	10	41.914	2:17.465	20	7 Laps	2:31.055	44	3 Laps	2:32.502	56	3 Laps	2:48.137
10	41.418	2:17.303	77	46.780	2:24.832 P	62	3 Laps	2:33.993	12	3 Laps	2:31.308	58	3 Laps	2:32.938
27	47.836	2:16.539	27	47.336	2:16.469	10	41.826	2:17.493	78	31.260	2:16.878	95	3 Laps	2:33.755
3	52.776	2:17.302	3	53.344	2:17.537	27	46.206	2:16.451	6	32.956	2:16.651	90	3 Laps	2:33.211
15	1:18.921	2:17.755	15	1:18.575	2:16.623	3	53.486	2:17.723	10	40.359	2:18.262	32	6 Laps	3:12.771
29	2 Laps	2:32.420	29	2 Laps	2:31.954	77	1:03.142	2:33.943	27	43.723	2:17.246	78	29.883	2:17.736
32	4 Laps	2:54.262 P	47	2 Laps	2:31.685	15	1:17.431	2:16.437	20	7 Laps	2:30.708	44	3 Laps	2:32.067
47	2 Laps	2:32.221	7	2 Laps	2:31.109	29	2 Laps	2:31.516	3	52.223	2:18.466	6	31.911	2:18.068
7	2 Laps	2:31.129	56	2 Laps	2:31.573	32	5 Laps	5:03.452	62	3 Laps	2:34.787	12	3 Laps	2:32.052
56	2 Laps	2:31.622	61	2 Laps	2:31.840	47	2 Laps	2:32.025	77	1:01.066	2:17.653	10	38.922	2:17.676
61	2 Laps	2:31.799	9	1 Lap	2:20.102	7	2 Laps	2:31.001	15	1:14.021	2:16.319	27	41.314	2:16.704
31	2 Laps	2:47.009	31	2 Laps	2:32.138	9	1 Lap	2:20.608	29	2 Laps	2:31.920	3	51.227	2:18.117
11	2 Laps	2:31.103	11	2 Laps	2:31.279	61	2 Laps	2:31.938	47	2 Laps	2:31.969	20	7 Laps	2:30.432
17	2 Laps	2:32.372	17	2 Laps	2:31.974	56	2 Laps	2:38.799 P	7	2 Laps	2:31.298	77	1:00.865	2:18.912
9	1 Lap	2:20.557	90	2 Laps	2:31.352	31	2 Laps	2:31.241	9	1 Lap	2:28.715 P	62	3 Laps	2:34.367
95	2 Laps	2:32.059	95	2 Laps	2:32.733	11	2 Laps	2:31.362				15	1:11.314	2:16.406
90	2 Laps	2:32.263	58	2 Laps	2:31.535							29	2 Laps	2:31.985
58	2 Laps	2:32.164										47	2 Laps	2:31.658
44	2 Laps	2:32.292												
12	2 Laps	2:30.768												

2024 British GT Championship

RACE - ROUND 5 - LAP CHART

LAP 36 @ 15:17:15.597

NO	BEHIND	LAP TIME
18		2:21.048
7	3 Laps	2:30.834
59	6.663	2:17.279
63	12.581	2:20.468
9	2 Laps	2:40.315
61	3 Laps	2:33.005
31	3 Laps	2:32.128
11	3 Laps	2:32.193
78	29.111	2:20.276
6	30.330	2:19.467
17	3 Laps	2:32.865
56	3 Laps	2:31.966
58	3 Laps	2:31.480
95	3 Laps	2:32.703
90	3 Laps	2:32.785
10	38.414	2:20.540
27	39.128	2:18.862
44	3 Laps	2:33.138
12	3 Laps	2:31.170
3	47.473	2:17.294
77	57.769	2:17.952
15	1:07.641	2:17.375
20	7 Laps	2:30.464
32	6 Laps	3:12.642
62	3 Laps	2:33.510
29	2 Laps	2:32.525
47	2 Laps	2:32.880

2024 British GT Championship

RACE - ROUND 5 - POSITION CHART WITH INTERMEDIATES

No	Name	Lap																																		
		Pos	L0 - Int1-M	L0 - Int2-M	L1 - Finish	L1 - Int1-M	L1 - Int2-M	L2 - Finish	L2 - Int1-M	L2 - Int2-M	L3 - Finish	L3 - Int1-M	L3 - Int2-M	L4 - Finish	L4 - Int1-M	L4 - Int2-M	L5 - Finish	L5 - Int1-M	L5 - Int2-M	L6 - Finish	L6 - Int1-M	L6 - Int2-M	L7 - Finish	L7 - Int1-M	L7 - Int2-M	L8 - Finish	L8 - Int1-M	L8 - Int2-M	L9 - Finish	L9 - Int1-M	L9 - Int2-M	L10 - Finish	L10 - Int1-M	L10 - Int2-M		
18	2 Seas Motorsport	1	18	18	18	18	18	18	18	18	18	18	18	18	18	18	18	18	18	18	18	18	18	18	18	18	18	18	18	18	18	18	18	18	18	18
87	Blackthorn	2	59	87	87	87	87	87	87	87	87	87	87	87	87	87	87	87	87	87	87	87	87	87	87	87	87	87	87	87	87	87	87	87	87	87
78	Barwell Motorsport	3	87	59	59	59	59	59	59	59	59	59	59	59	59	59	59	59	59	59	59	59	59	59	59	59	59	59	59	59	59	59	59	59	59	59
10	Blackthorn	4	10	10	10	10	10	10	10	10	10	10	10	10	10	10	10	10	10	10	10	10	10	10	10	10	10	10	10	10	10	10	10	10	10	10
77	Garage 59	5	78	78	78	78	78	78	78	78	78	78	78	78	78	78	78	78	78	78	78	78	78	78	78	78	78	78	78	78	78	78	78	78	78	78
6	2 Seas Motorsport	6	63	63	63	63	63	63	63	63	63	63	63	63	63	63	63	63	63	63	63	63	63	63	63	63	63	63	63	63	63	63	63	63	63	63
27	Optimum Motorsport	7	77	77	77	77	77	77	77	77	77	77	77	77	77	77	77	77	77	77	77	77	77	77	77	77	77	77	77	77	77	77	77	77	77	77
59	Garage 59	8	27	27	27	27	27	27	27	27	27	27	27	27	27	27	27	27	27	27	27	27	27	27	27	27	27	27	27	27	27	27	27	27	27	27
2	Team RJN	9	2	2	15	15	15	15	15	15	15	15	15	15	15	15	15	15	15	15	15	15	15	15	15	15	15	15	15	15	15	15	15	15	15	15
32	J&S Racing	10	15	15	56	56	56	56	56	56	56	56	56	56	56	56	56	56	56	56	56	56	56	56	56	56	56	56	56	56	56	56	56	56	56	56
9	Paddock Motorsport	11	56	56	17	17	17	17	17	17	17	17	17	17	17	17	17	17	17	17	17	17	17	17	17	17	17	17	17	17	17	17	17	17	17	17
63	Barwell Motorsport	12	9	9	3	3	3	3	3	3	3	3	3	3	3	3	3	3	3	3	3	3	3	3	3	3	3	3	3	3	3	3	3	3	3	3
8	Team Abba Racing	13	17	17	6	6	6	6	6	6	6	6	6	6	6	6	6	6	6	6	6	6	6	6	6	6	6	6	6	6	6	6	6	6	6	6
15	RAM Racing	14	3	3	99	99	99	99	99	99	99	99	99	99	99	99	99	99	99	99	99	99	99	99	99	99	99	99	99	99	99	99	99	99	99	99
22	Century Motorsport	15	6	6	47	47	47	47	47	47	47	47	47	47	47	47	47	47	47	47	47	47	47	47	47	47	47	47	47	47	47	47	47	47	47	47
3	Greystone GT	16	99	99	29	29	29	29	29	29	29	29	29	29	29	29	29	29	29	29	29	29	29	29	29	29	29	29	29	29	29	29	29	29	29	29
67	Orange Racing by JMH	17	47	47	90	90	90	90	90	90	90	90	90	90	90	90	90	90	90	90	90	90	90	90	90	90	90	90	90	90	90	90	90	90	90	90
99	Greystone GT	18	29	29	61	61	61	61	61	61	61	61	61	61	61	61	61	61	61	61	61	61	61	61	61	61	61	61	61	61	61	61	61	61	61	61
97	Beechdean AMR	19	90	90	12	12	12	12	12	12	12	12	12	12	12	12	12	12	12	12	12	12	12	12	12	12	12	12	12	12	12	12	12	12	12	12
88	Garage 59	20	61	61	62	62	62	62	62	62	62	62	62	62	62	62	62	62	62	62	62	62	62	62	62	62	62	62	62	62	62	62	62	62	62	62
56	DTO Motorsport	21	12	12	11	11	11	11	11	11	11	11	11	11	11	11	11	11	11	11	11	11	11	11	11	11	11	11	11	11	11	11	11	11	11	11
47	Forsetti Motorsport	22	62	62	7	7	7	7	7	7	7	7	7	7	7	7	7	7	7	7	7	7	7	7	7	7	7	7	7	7	7	7	7	7	7	7
58	CWS Racing	23	11	11	31	31	31	31	31	31	31	31	31	31	31	31	31	31	31	31	31	31	31	31	31	31	31	31	31	31	31	31	31	31	31	31
17	RAM Racing	24	7	7	58	58	58	58	58	58	58	58	58	58	58	58	58	58	58	58	58	58	58	58	58	58	58	58	58	58	58	58	58	58	58	58
29	Century Motorsport	25	31	31	44	44	44	44	44	44	44	44	44	44	44	44	44	44	44	44	44	44	44	44	44	44	44	44	44	44	44	44	44	44	44	44
20	Mahiki Racing	26	58	58	95	95	95	95	95	95	95	95	95	95	95	95	95	95	95	95	95	95	95	95	95	95	95	95	95	95	95	95	95	95	95	95
12	Paddock Motorsport	27	32	32	20	9	9	9	9	9	9	9	9	9	9	9	9	9	9	9	9	9	9	9	9	9	9	9	9	9	9	9	9	9	9	
90	Optimum Motorsport	28	44	44	2	2	2	2	2	2	2	2	2	2	2	2	2	2	2	2	2	2	2	2	2	2	2	2	2	2	2	2	2	2	2	
95	RACELAB	29	88	88	32	32	20	32	32	32	32	32	32	32	32	32	32	32	32	32	32	32	32	32	32	32	32	32	32	32	32	32	32	32	32	32
61	Academy Motorsport	30	95	95	20	20	88	20	20	20	20	20	20	20	20	20	20	20	20	20	20	20	20	20	20	20	20	20	20	20	20	20	20	20	20	20
11	Paddock Motorsport	31	20	20	88	88	88	88	88	88	88	88	88	88	88	88	88	88	88	88	88	88	88	88	88	88	88	88	88	88	88	88	88	88	88	88
62	Academy Motorsport	32																																		
7	Forsetti Motorsport	33																																		
44	Toyota Gazoo Racing U	34																																		
31	Team Parker Racing	35																																		
69	Mahiki Racing	36																																		

2024 British GT Championship

RACE - ROUND 5 - POSITION CHART WITH INTERMEDIATES

No	Name	Lap																																			
		Pos	L21 - Int2-M	L22 - Finish	L22 - Int1-M	L22 - Int2-M	L23 - Finish	L23 - Int1-M	L23 - Int2-M	L24 - Finish	L24 - Int1-M	L24 - Int2-M	L25 - Finish	L25 - Int1-M	L25 - Int2-M	L26 - Finish	L26 - Int1-M	L26 - Int2-M	L27 - Finish	L27 - Int1-M	L27 - Int2-M	L28 - Finish	L28 - Int1-M	L28 - Int2-M	L29 - Finish	L29 - Int1-M	L29 - Int2-M	L30 - Finish	L30 - Int1-M	L30 - Int2-M	L31 - Finish	L31 - Int1-M	L31 - Int2-M	L32 - Finish			
18	2 Seas Motorsport	1	18	18	18	18	18	18	18	18	18	18	18	18	18	18	18	18	18	18	18	18	18	18	18	18	18	18	18	18	18	18	18	18	18		
87	Blackthorn	2	87	87	87	87	87	87	87	87	87	87	87	87	87	87	87	87	87	87	87	87	87	87	87	87	87	87	87	87	87	87	87	87	87		
78	Barwell Motorsport	3	59	59	59	59	59	59	59	59	59	59	59	59	59	59	59	59	59	59	59	59	59	59	59	59	59	59	59	59	59	59	59	59	59		
10	Blackthorn	4	63	63	63	63	63	63	63	63	63	63	63	63	63	63	63	63	63	63	63	63	63	63	63	63	63	63	63	63	63	63	63	63	63		
77	Garage 59	5	77	77	77	77	77	77	77	77	77	77	77	77	77	77	77	77	77	77	77	77	77	77	77	77	77	77	77	77	77	77	77	77	77		
6	2 Seas Motorsport	6	6	6	6	6	6	6	6	6	6	6	6	6	6	6	6	6	6	6	6	6	6	6	6	6	6	6	6	6	6	6	6	6	6		
27	Optimum Motorsport	7	78	78	78	78	78	78	78	78	78	78	78	78	78	78	78	78	78	78	78	78	78	78	78	78	78	78	78	78	78	78	78	78	78		
59	Garage 59	8	10	10	10	10	10	10	10	10	10	10	10	10	10	10	10	10	10	10	10	10	10	10	10	10	10	10	10	10	10	10	10	10	10		
2	Team RJN	9	3	3	3	3	3	3	3	3	3	3	3	3	3	3	3	3	3	3	3	3	3	3	3	3	3	3	3	3	3	3	3	3	3		
32	J&S Racing	10	27	27	27	27	27	27	27	27	27	27	27	27	27	27	27	27	27	27	27	27	27	27	27	27	27	27	27	27	27	27	27	27	27	27	
9	Paddock Motorsport	11	15	15	15	15	15	15	15	15	15	15	15	15	15	15	15	15	15	15	15	15	15	15	15	15	15	15	15	15	15	15	15	15	15		
63	Barwell Motorsport	12	2	2	2	2	2	2	2	2	2	2	2	2	2	2	2	2	2	2	2	2	2	2	2	2	2	2	2	2	2	2	2	2	2	2	
8	Team Abba Racing	13	99	99	99	99	99	99	99	99	99	99	99	99	99	99	99	99	99	99	99	99	99	99	99	99	99	99	99	99	99	99	99	99	99	99	
15	RAM Racing	14	9	9	9	9	9	9	9	9	9	9	9	9	9	9	9	9	9	9	9	9	9	9	9	9	9	9	9	9	9	9	9	9	9		
22	Century Motorsport	15	29	29	29	29	29	29	29	29	29	29	29	29	29	29	29	29	29	29	29	29	29	29	29	29	29	29	29	29	29	29	29	29	29	29	
3	Greystone GT	16	47	47	47	47	47	47	47	47	47	47	47	47	47	47	47	47	47	47	47	47	47	47	47	47	47	47	47	47	47	47	47	47	47		
67	Orange Racing by JMH	17	31	31	31	31	31	31	31	31	31	31	31	31	31	31	31	31	31	31	31	31	31	31	31	31	31	31	31	31	31	31	31	31	31		
99	Greystone GT	18	7	7	7	7	7	7	7	7	7	7	7	7	7	7	7	7	7	7	7	7	7	7	7	7	7	7	7	7	7	7	7	7	7		
97	Beechdean AMR	19	56	56	56	56	56	56	56	56	56	56	56	56	56	56	56	56	56	56	56	56	56	56	56	56	56	56	56	56	56	56	56	56	56	56	
88	Garage 59	20	61	61	61	61	61	61	61	61	61	61	61	61	61	61	61	61	61	61	61	61	61	61	61	61	61	61	61	61	61	61	61	61	61	61	
56	DTO Motorsport	21	11	11	11	11	11	11	11	11	11	11	11	11	11	11	11	11	11	11	11	11	11	11	11	11	11	11	11	11	11	11	11	11	11	11	
47	Forsetti Motorsport	22	17	17	17	17	17	17	17	17	17	17	17	17	17	17	17	17	17	17	17	17	17	17	17	17	17	17	17	17	17	17	17	17	17	17	
58	CWS Racing	23	95	95	95	95	95	95	95	95	95	95	95	95	95	95	95	95	95	95	95	95	95	95	95	95	95	95	95	95	95	95	95	95	95	95	
17	RAM Racing	24	90	90	90	90	90	90	90	90	90	90	90	90	90	90	90	90	90	90	90	90	90	90	90	90	90	90	90	90	90	90	90	90	90	90	
29	Century Motorsport	25	58	58	58	58	58	58	58	58	58	58	58	58	58	58	58	58	58	58	58	58	58	58	58	58	58	58	58	58	58	58	58	58	58	58	
20	Mahiki Racing	26	44	44	44	44	44	44	44	44	44	44	44	44	44	44	44	44	44	44	44	44	44	44	44	44	44	44	44	44	44	44	44	44	44	44	
12	Paddock Motorsport	27	62	62	62	62	62	62	62	62	62	62	62	62	62	62	62	62	62	62	62	62	62	62	62	62	62	62	62	62	62	62	62	62	62	62	
90	Optimum Motorsport	28	12	12	12	12	12	12	12	12	12	12	12	12	12	12	12	12	12	12	12	12	12	12	12	12	12	12	12	12	12	12	12	12	12	12	
95	RACELAB	29	32	32	32	32	32	32	32	32	32	32	32	32	32	32	32	32	32	32	32	32	32	32	32	32	32	32	32	32	32	32	32	32	32	32	
61	Academy Motorsport	30	20	20	20	20	20	20	20	20	20	20	20	20	20	20	20	20	20	20	20	20	20	20	20	20	20	20	20	20	20	20	20	20	20	20	
11	Paddock Motorsport	31																																			
62	Academy Motorsport	32																																			
7	Forsetti Motorsport	33																																			
44	Toyota Gazoo Racing U	34																																			
31	Team Parker Racing	35																																			
69	Mahiki Racing	36																																			

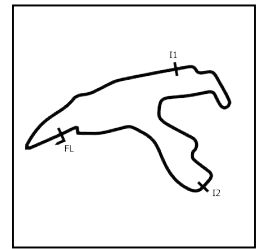
2024 British GT Championship

RACE - ROUND 5 - POSITION CHART WITH INTERMEDIATES

No	Name	Lap Pos	L32 - Int1-M	L32 - Int2-M	L33 - Finish	L33 - Int1-M	L33 - Int2-M	L34 - Finish	L34 - Int1-M	L34 - Int2-M	L35 - Finish	L35 - Int1-M	L35 - Int2-M	L36 - Finish
18	2 Seas Motorsport	1	18	18	18	18	18	18	18	18	18	18	18	18
87	Blackthorn	2	59	59	59	59	59	59	59	59	59	59	59	59
78	Barwell Motorsport	3	63	63	63	63	63	63	63	63	63	63	63	63
10	Blackthorn	4	78	78	78	78	78	78	78	78	78	78	78	78
77	Garage 59	5	6	6	6	6	6	6	6	6	6	6	6	6
6	2 Seas Motorsport	6	10	10	10	10	10	10	10	10	10	10	10	10
27	Optimum Motorsport	7	27	27	27	27	27	27	27	27	27	27	27	27
59	Garage 59	8	3	3	3	3	3	3	3	3	3	3	3	3
2	Team RJN	9	77	77	77	77	77	77	77	77	77	77	77	77
32	J&S Racing	10	15	15	15	15	15	15	15	15	15	15	15	15
9	Paddock Motorsport	11	9	9	29	9	9	9						
63	Barwell Motorsport	12	29	29	47	29	29	29						
8	Team Abba Racing	13	47	47	7	47	47	47						
15	RAM Racing	14	7	7	61									
22	Century Motorsport	15	61	61	31									
3	Greystone GT	16	31	31	11									
67	Orange Racing by JMH	17	11	11	17									
99	Greystone GT	18	17	17	56									
97	Beechdean AMR	19	56	56	58									
88	Garage 59	20	58	58	95									
56	DTO Motorsport	21	95	95	90									
47	Forsetti Motorsport	22	90	44										
58	CWS Racing	23	44	12										
17	RAM Racing	24												
29	Century Motorsport	25												
20	Mahiki Racing	26												
12	Paddock Motorsport	27												
90	Optimum Motorsport	28												
95	RACELAB	29												
61	Academy Motorsport	30												
11	Paddock Motorsport	31												
62	Academy Motorsport	32												
7	Forsetti Motorsport	33												
44	Toyota Gazoo Racing U	34												
31	Team Parker Racing	35												
69	Mahiki Racing	36												

2024 British GT Championship

RACE - ROUND 5 - SECTOR ANALYSIS

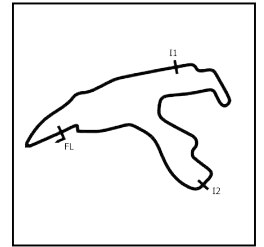


SECTOR 1 = FL to I1, SECTOR 2 = I1 to I2, SECTOR 3 = I2 to FL, DIFF = Difference To Personal Best Lap, P = Crossed Finish Line in Pit Lane, D = Time Disallowed

P1		18 GT3PA		2 Seas Motorsport		Mercedes-AMG GT3 Evo				
IDEAL LAP TIME : 2:15.849		BEST LAP TIME : 2:16.417		DIFFERENCE : 0.568						
D1: Kevin TSE		D2: Maximilian GOETZ								
LAP	SECTOR 1	SECTOR 2	SECTOR 3	LAP TIME	MPH	DIFF	TIME OF DAY			
1 - D1		118.3	1:23.198	88.6	54.522	60.0	3:02.452	85.87	46.035	13:07:13.104
2 - D1	1:45.101	93.9	1:43.092	58.1	1:01.559	72.3	4:29.752	58.08	2:13.335	13:11:42.856
3 - D1	1:38.314	82.1	1:40.624	59.8	58.041	73.9	4:16.979	60.96	2:00.562	13:15:59.835
4 - D1	1:34.424	103.2	1:44.086	49.5	39:48.880	0.2	43:07.390	6.05	40:50.973	13:59:07.225
5 - D1	1:22.961	51.5	1:40.677	68.5	51.285	71.5	3:54.923	66.69	1:38.506	14:03:02.148
6 - D1	56.462	108.4	1:29.162	73.9	49.502	98.8	3:15.126	80.29	58.709	14:06:17.274
7 - D1	40.207	160.9	1:03.434	105.6	35.149	100.0	2:18.790	112.88	2.373	14:08:36.064
8 - D1	39.735	162.0	1:03.906	105.3	35.105	99.7	2:18.746	112.92	2.329	14:10:54.810
9 - D1	39.550	162.8	1:02.968	106.0	35.070	99.8	2:17.588	113.87	1.171	14:13:12.398
10 - D1	39.665	162.0	1:03.268	104.8	34.989	99.8	2:17.922	113.59	1.505	14:15:30.320
11 - D1	39.446	163.2	1:03.329	105.6	35.066	100.4	2:17.841	113.66	1.424	14:17:48.161
12 - D1	39.398	163.2	1:03.073	105.6	35.002	100.4	2:17.473	113.96	1.056	14:20:05.634
13 - D1	39.265	162.8	1:03.211	105.6	34.980	99.8	2:17.456	113.98	1.039	14:22:23.090
14 - D1	39.475	163.6	1:03.495	106.0	34.808	100.3	2:17.778	113.71	1.361	14:24:40.868
15 - D1	39.343	165.2	1:04.345	102.2	35.049	100.1	2:18.737	112.92	2.320	14:26:59.605
16 - D1	39.299	164.4	1:04.109	105.3	36.140	99.7	2:19.548	112.27	3.131	14:29:19.153
17 - D1	39.556	163.2	1:06.314	103.8	35.115	100.4	2:20.985	111.12	4.568	14:31:40.138
18 - D1	39.803	161.3	1:04.366	103.7	IN PIT		2:26.853	P 106.68	10.436	14:34:06.991
19 - D2	OUTLAP	159.0	1:03.046	105.0	35.334	100.6	4:06.884	63.46	1:50.467	14:38:13.875
20 - D2	39.304	162.0	1:02.251	105.5	34.862	100.4	2:16.417 (1)	114.85		14:40:30.292
21 - D2	39.156	162.8	1:02.342	105.5	35.066	100.6	2:16.564 (2)	114.72	0.147	14:42:46.856
22 - D2	39.097	163.6	1:02.745	105.0	34.902	100.3	2:16.744	114.57	0.327	14:45:03.600
23 - D2	39.156	165.6	1:03.500	104.0	35.451	100.9	2:18.107	113.44	1.690	14:47:21.707
24 - D2	39.451	164.4	1:03.543	105.3	35.000	100.7	2:17.994	113.53	1.577	14:49:39.701
25 - D2	38.857	159.4	1:03.157	105.8	34.868	100.9	2:16.882	114.45	0.465	14:51:56.583
26 - D2	40.226	160.5	1:03.684	105.5	35.195	100.6	2:19.105	112.63	2.688	14:54:15.688
27 - D2	39.080	164.8	1:03.230	105.6	35.029	100.7	2:17.339	114.07	0.922	14:56:33.027
28 - D2	39.071	163.6	1:02.444	106.0	35.077	101.3	2:16.592 (3)	114.70	0.175	14:58:49.619
29 - D2	39.059	163.2	1:02.491	106.1	35.168	100.7	2:16.718	114.59	0.301	15:01:06.337
30 - D2	39.095	163.6	1:02.815	106.8	34.921	101.5	2:16.831	114.50	0.414	15:03:23.168
31 - D2	39.196	164.4	1:03.530	104.2	35.263	101.0	2:17.989	113.54	1.572	15:05:41.157
32 - D2	39.296	163.6	1:02.806	106.3	34.867	101.2	2:16.969	114.38	0.552	15:07:58.126
33 - D2	38.801	167.7	1:03.983	105.5	34.797	100.4	2:17.581	113.87	1.164	15:10:15.707
34 - D2	39.532	164.8	1:04.636	104.5	35.561	100.6	2:19.729	112.12	3.312	15:12:35.436
35 - D2	39.631	163.6	1:03.877	103.8	35.605	100.7	2:19.113	112.62	2.696	15:14:54.549
36 - D2	39.509	163.2	1:03.984	102.6	37.555	82.3	2:21.048	111.07	4.631	15:17:15.597

2024 British GT Championship

RACE - ROUND 5 - SECTOR ANALYSIS

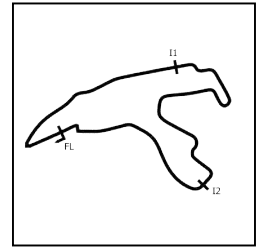


SECTOR 1 = FL to I1, SECTOR 2 = I1 to I2, SECTOR 3 = I2 to FL, DIFF = Difference To Personal Best Lap, P = Crossed Finish Line in Pit Lane, D = Time Disallowed

P2 59 GT3SA Garage 59		McLaren 720S GT3 Evo								
IDEAL LAP TIME : 2:16.307		BEST LAP TIME : 2:16.751			DIFFERENCE : 0.444					
D1: Shaun BALFE		D2: Adam SMALLEY								
LAP	SECTOR 1		SECTOR 2		SECTOR 3		LAP TIME	MPH	DIFF	TIME OF DAY
1 - D1		105.5	1:25.002	82.5	53.795	55.1	3:04.215	85.04	47.464	13:07:14.867
2 - D1	1:46.679	91.3	1:42.702	48.7	1:00.691	75.8	4:30.072	58.01	2:13.321	13:11:44.939
3 - D1	1:39.554	90.5	1:39.110	77.5	58.946	57.4	4:17.610	60.81	2:00.859	13:16:02.549
4 - D1	1:34.926	73.9	1:43.430	56.6	39:50.654	31.4	43:09.010	6.05	40:52.259	13:59:11.559
5 - D1	1:21.621	90.1	1:40.436	46.0	50.990	49.3	3:53.047	67.22	1:36.296	14:03:04.606
6 - D1	57.572	132.3	1:27.602	64.4	48.886	98.6	3:14.060	80.73	57.309	14:06:18.666
7 - D1	40.340	159.0	1:04.152	104.2	35.552	98.5	2:20.044	111.87	3.293	14:08:38.710
8 - D1	39.914	160.1	1:03.457	104.5	35.421	99.4	2:18.792	112.88	2.041	14:10:57.502
9 - D1	39.728	161.7	1:03.332	106.1	35.224	99.5	2:18.284	113.29	1.533	14:13:15.786
10 - D1	39.673	162.4	1:03.301	104.5	35.390	99.1	2:18.364	113.23	1.613	14:15:34.150
11 - D1	39.565	162.0	1:03.117	105.3	35.261	99.7	2:17.943	113.57	1.192	14:17:52.093
12 - D1	39.682	161.7	1:03.206	105.6	35.218	100.1	2:18.106	113.44	1.355	14:20:10.199
13 - D1	39.403	162.0	1:03.162	105.6	35.256	99.5	2:17.821	113.68	1.070	14:22:28.020
14 - D1	39.505	161.7	1:04.662	102.7	35.301	99.5	2:19.468	112.33	2.717	14:24:47.488
15 - D1	39.537	160.5	1:03.830	97.3	36.162	99.4	2:19.529	112.28	2.778	14:27:07.017
16 - D1	40.539	159.7	1:03.542	106.3	35.394	99.5	2:19.475	112.33	2.724	14:29:26.492
17 - D1	40.988	158.6	1:04.003	106.0	35.728	100.0	2:20.719	111.33	3.968	14:31:47.211
18 - D1	39.780	159.0	1:05.483	104.3	IN PIT		2:28.913	P 105.21	12.162	14:34:16.124
19 - D2	OUTLAP	157.9	1:02.978	105.8	35.316	99.4	4:07.898	63.20	1:51.147	14:38:24.022
20 - D2	39.509	160.5	1:02.490	105.8	35.363	99.7	2:17.362	114.05	0.611	14:40:41.384
21 - D2	39.528	161.3	1:02.716	106.3	35.056	99.8	2:17.300	114.11	0.549	14:42:58.684
22 - D2	39.317	161.3	1:02.274	106.8	35.160	100.1	2:16.751 (1)	114.56		14:45:15.435
23 - D2	39.361	161.3	1:02.072	107.7	36.283	100.7	2:17.716	113.76	0.965	14:47:33.151
24 - D2	39.307	162.0	1:03.278	105.8	35.209	100.7	2:17.794	113.70	1.043	14:49:50.945
25 - D2	40.143	159.7	1:02.669	106.6	35.251	100.9	2:18.063	113.48	1.312	14:52:09.008
26 - D2	39.291	162.8	1:02.921	107.3	35.226	100.3	2:17.438	113.99	0.687	14:54:26.446
27 - D2	39.304	161.7	1:02.688	107.0	35.158	100.1	2:17.150	114.23	0.399	14:56:43.596
28 - D2	39.344	162.0	1:02.635	106.6	35.236	100.6	2:17.215	114.18	0.464	14:59:00.811
29 - D2	39.264	161.7	1:02.472	106.8	35.196	100.7	2:16.932 (2)	114.41	0.181	15:01:17.743
30 - D2	39.300	161.7	1:02.757	107.2	35.202	100.7	2:17.259	114.14	0.508	15:03:35.002
31 - D2	39.371	160.9	1:02.733	106.3	35.237	100.7	2:17.341	114.07	0.590	15:05:52.343
32 - D2	40.473	159.0	1:02.401	107.3	35.289	100.6	2:18.163	113.39	1.412	15:08:10.506
33 - D2	39.403	162.0	1:02.652	106.6	35.042	100.6	2:17.097 (3)	114.28	0.346	15:10:27.603
34 - D2	39.963	160.1	1:03.412	107.0	35.257	101.0	2:18.632	113.01	1.881	15:12:46.235
35 - D2	40.019	163.2	1:03.562	107.2	35.165	101.0	2:18.746	112.92	1.995	15:15:04.981
36 - D2	39.193	163.2	1:02.885	107.2	35.201	100.7	2:17.279	114.12	0.528	15:17:22.260

2024 British GT Championship

RACE - ROUND 5 - SECTOR ANALYSIS

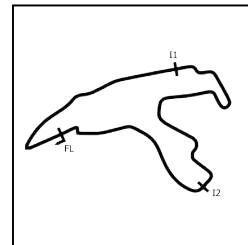


SECTOR 1 = FL to I1, SECTOR 2 = I1 to I2, SECTOR 3 = I2 to FL, DIFF = Difference To Personal Best Lap, P = Crossed Finish Line in Pit Lane, D = Time Disallowed

P3 63 GT3PA Barwell Motorsport		Lamborghini Huracan GT3 Evo2								
IDEAL LAP TIME : 2:15.734		BEST LAP TIME : 2:16.379			DIFFERENCE : 0.645					
D1: Rob COLLARD		D2: Ricky COLLARD								
LAP	SECTOR 1	SECTOR 2	SECTOR 3	LAP TIME	MPH	DIFF	TIME OF DAY			
1 - D1		103.5	1:25.368	91.1	53.141	62.4	3:06.696	83.91	50.317	13:07:17.348
2 - D1	1:48.013	117.9	1:41.072	52.2	1:02.956	40.8	4:32.041	57.59	2:15.662	13:11:49.389
3 - D1	1:40.998	111.1	1:36.739	86.7	58.734	40.4	4:16.471	61.08	2:00.092	13:16:05.860
4 - D1	1:36.704	104.2	1:43.957	53.8	39:50.407	54.6	43:11.068	6.04	40:54.689	13:59:16.928
5 - D1	1:21.527	100.0	1:37.949	59.5	51.471	40.5	3:50.947	67.84	1:34.568	14:03:07.875
6 - D1	1:00.256	122.9	1:23.878	66.9	48.038	99.2	3:12.172	81.52	55.793	14:06:20.047
7 - D1	40.724	159.4	1:05.499	103.8	35.748	99.2	2:21.971	110.35	5.592	14:08:42.018
8 - D1	40.037	162.0	1:04.677	103.2	35.391	100.0	2:20.105	111.82	3.726	14:11:02.123
9 - D1	39.745	162.8	1:04.436	103.5	35.677	99.7	2:19.858	112.02	3.479	14:13:21.981
10 - D1	40.219	162.4	1:03.887	103.4	35.548	100.1	2:19.654	112.18	3.275	14:15:41.635
11 - D1	39.854	163.2	1:03.932	103.7	35.591	100.0	2:19.377	112.41	2.998	14:18:01.012
12 - D1	39.562	162.8	1:03.826	103.7	35.322	100.0	2:18.710	112.95	2.331	14:20:19.722
13 - D1	39.937	162.0	1:03.848	103.4	35.170	99.8	2:18.955	112.75	2.576	14:22:38.677
14 - D1	39.666	163.2	1:03.961	103.8	35.266	99.5	2:18.893	112.80	2.514	14:24:57.570
15 - D1	39.855	162.4	1:04.639	104.0	35.328	99.8	2:19.822	112.05	3.443	14:27:17.392
16 - D1	39.696	163.6	1:04.474	103.4	35.894	99.1	2:20.064	111.85	3.685	14:29:37.456
17 - D1	39.908	161.7	1:03.741	102.6	IN PIT		2:27.495	P 106.22	11.116	14:32:04.951
18 - D2	OUTLAP	158.6	1:02.730	104.2	35.033	100.4	4:06.801	63.48	1:50.422	14:36:11.752
19 - D2	39.746	160.5	1:02.615	105.5	34.927	99.8	2:17.288	114.12	0.909	14:38:29.040
20 - D2	39.494	162.0	1:02.201	104.5	34.956	100.4	2:16.651 (2)	114.65	0.272	14:40:45.691
21 - D2	39.062	163.6	1:02.743	103.8	35.409	100.3	2:17.214	114.18	0.835	14:43:02.905
22 - D2	39.357	163.2	1:02.487	105.0	34.982	99.8	2:16.826	114.50	0.447	14:45:19.731
23 - D2	39.271	163.2	1:02.487	105.5	34.898	100.1	2:16.656 (3)	114.64	0.277	14:47:36.387
24 - D2	40.481	160.9	1:02.858	105.3	34.842	100.6	2:18.181	113.38	1.802	14:49:54.568
25 - D2	39.440	164.8	1:02.676	106.1	35.056	100.7	2:17.172	114.21	0.793	14:52:11.740
26 - D2	39.783	162.0	1:03.041	105.1	34.988	100.6	2:17.812	113.68	1.433	14:54:29.552
27 - D2	39.355	164.4	1:03.059	104.8	35.081	100.7	2:17.495	113.94	1.116	14:56:47.047
28 - D2	39.247	163.6	1:02.467	105.8	35.059	100.3	2:16.773	114.55	0.394	14:59:03.820
29 - D2	39.381	163.2	1:02.778	105.0	35.054	100.6	2:17.213	114.18	0.834	15:01:21.033
30 - D2	39.238	163.6	1:02.712	105.3	35.000	100.9	2:16.950	114.40	0.571	15:03:37.983
31 - D2	39.237	162.8	1:02.831	105.1	35.200	100.7	2:17.268	114.13	0.889	15:05:55.251
32 - D2	39.111	164.4	1:03.344	105.5	35.153	100.3	2:17.608	113.85	1.229	15:08:12.859
33 - D2	39.250	164.0	1:02.373	106.0	34.756	100.9	2:16.379 (1)	114.88		15:10:29.238
34 - D2	38.777	166.9	1:03.841	103.2	35.623	99.8	2:18.241	113.33	1.862	15:12:47.479
35 - D2	41.293	161.7	1:03.690	105.1	35.248	100.6	2:20.231	111.72	3.852	15:15:07.710
36 - D2	39.727	163.6	1:04.361	102.9	36.380	86.5	2:20.468	111.53	4.089	15:17:28.178

2024 British GT Championship

RACE - ROUND 5 - SECTOR ANALYSIS

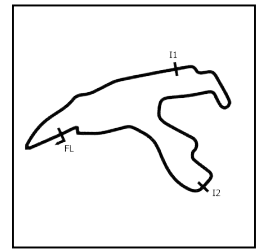


SECTOR 1 = FL to I1, SECTOR 2 = I1 to I2, SECTOR 3 = I2 to FL, DIFF = Difference To Personal Best Lap, P = Crossed Finish Line in Pit Lane, D = Time Disallowed

P4 78 GT3PA Barwell Motorsport		Lamborghini Huracan GT3 Evo2								
IDEAL LAP TIME : 2:15.947		BEST LAP TIME : 2:16.315			DIFFERENCE : 0.368					
D1: Alex MARTIN		D2: Sandy MITCHELL								
LAP	SECTOR 1	SECTOR 2	SECTOR 3	LAP TIME	MPH	DIFF	TIME OF DAY			
1 - D1		103.4	1:25.059	90.9	52.825	61.6	3:05.617	84.40	49.302	13:07:16.269
2 - D1	1:47.526	85.3	1:41.592	54.0	1:02.185	55.6	4:31.303	57.74	2:14.988	13:11:47.572
3 - D1	1:41.114	100.0	1:37.151	88.6	58.187	61.2	4:16.452	61.09	2:00.137	13:16:04.024
4 - D1	1:36.577	89.8	1:43.782	50.0	39:50.221	38.1	43:10.580	6.04	40:54.265	13:59:14.604
5 - D1	1:21.647	72.8	1:38.746	61.7	51.398	46.5	3:51.791	67.59	1:35.476	14:03:06.395
6 - D1	59.107	130.0	1:25.737	68.7	48.362	98.8	3:13.206	81.09	56.891	14:06:19.601
7 - D1	40.573	161.7	1:06.540	102.7	35.941	98.9	2:23.054	109.52	6.739	14:08:42.655
8 - D1	39.523	161.7	1:05.117	102.7	35.530	99.8	2:20.170	111.77	3.855	14:11:02.825
9 - D1	39.365	163.6	1:04.431	103.8	35.895	100.1	2:19.691	112.15	3.376	14:13:22.516
10 - D1	39.647	160.9	1:04.551	102.7	35.479	99.7	2:19.677	112.16	3.362	14:15:42.193
11 - D1	39.728	163.2	1:04.069	103.4	35.746	99.7	2:19.543	112.27	3.228	14:18:01.736
12 - D1	39.538	163.6	1:03.988	103.5	35.312	99.8	2:18.838	112.84	2.523	14:20:20.574
13 - D1	39.438	163.6	1:03.918	102.9	35.554	100.0	2:18.910	112.78	2.595	14:22:39.484
14 - D1	39.638	163.6	1:03.849	103.0	35.506	99.8	2:18.993	112.72	2.678	14:24:58.477
15 - D1	39.511	164.0	1:04.887	103.8	35.386	99.4	2:19.784	112.08	3.469	14:27:18.261
16 - D1	39.726	163.2	1:04.522	103.7	35.768	99.4	2:20.016	111.89	3.701	14:29:38.277
17 - D1	39.679	161.7	1:05.050	103.5	IN PIT		2:28.734	P 105.33	12.419	14:32:07.011
18 - D2	OUTLAP	159.4	1:02.929	104.8	35.049	100.1	4:21.807	59.84	2:05.492	14:36:28.818
19 - D2	39.132	162.4	1:02.415	105.0	34.768	100.7	2:16.315 (1)	114.93		14:38:45.133
20 - D2	38.764	164.4	1:03.138	103.5	35.188	100.6	2:17.090	114.28	0.775	14:41:02.223
21 - D2	39.081	163.6	1:02.490	104.0	34.867	100.4	2:16.438 (2)	114.83	0.123	14:43:18.661
22 - D2	38.798	165.2	1:03.758	105.0	34.786	100.6	2:17.342	114.07	1.027	14:45:36.003
23 - D2	38.835	165.2	1:03.186	104.8	34.839	100.6	2:16.860	114.47	0.545	14:47:52.863
24 - D2	39.340	164.4	1:03.874	104.8	34.956	100.4	2:18.170	113.39	1.855	14:50:11.033
25 - D2	38.999	164.4	1:04.013	103.4	34.908	100.9	2:17.920	113.59	1.605	14:52:28.953
26 - D2	39.202	165.2	1:03.920	103.4	35.342	100.4	2:18.464	113.15	2.149	14:54:47.417
27 - D2	38.785	165.2	1:03.687	104.5	36.012	100.7	2:18.484	113.13	2.169	14:57:05.901
28 - D2	39.135	164.8	1:04.061	104.0	35.132	101.3	2:18.328	113.26	2.013	14:59:24.229
29 - D2	39.217	162.4	1:02.907	105.1	34.878	101.3	2:17.002	114.35	0.687	15:01:41.231
30 - D2	38.970	163.6	1:02.977	104.3	35.548	101.3	2:17.495	113.94	1.180	15:03:58.726
31 - D2	38.935	163.2	1:03.091	105.0	34.957	100.9	2:16.983	114.37	0.668	15:06:15.709
32 - D2	38.813	163.6	1:02.783	105.5	34.861	101.3	2:16.457 (3)	114.81	0.142	15:08:32.166
33 - D2	38.807	164.8	1:03.894	104.6	34.951	100.9	2:17.652	113.81	1.337	15:10:49.818
34 - D2	38.912	163.6	1:02.755	105.1	35.211	100.9	2:16.878	114.46	0.563	15:13:06.696
35 - D2	38.839	164.0	1:03.044	104.8	35.853	100.9	2:17.736	113.75	1.421	15:15:24.432
36 - D2	38.861	166.5	1:06.342	103.5	35.073	100.4	2:20.276	111.69	3.961	15:17:44.708

2024 British GT Championship

RACE - ROUND 5 - SECTOR ANALYSIS

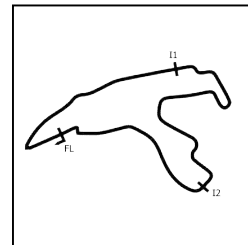


SECTOR 1 = FL to I1, SECTOR 2 = I1 to I2, SECTOR 3 = I2 to FL, DIFF = Difference To Personal Best Lap, P = Crossed Finish Line in Pit Lane, D = Time Disallowed

P5		6 GT3PA		2 Seas Motorsport		Mercedes-AMG GT3 Evo				
IDEAL LAP TIME : 2:16.517		BEST LAP TIME : 2:16.651		DIFFERENCE : 0.134						
D1: Ian LOGGIE		D2: Phil KEEN								
LAP	SECTOR 1	SECTOR 2	SECTOR 3	LAP TIME	MPH	DIFF	TIME OF DAY			
1 - D1		91.1	1:46.361	48.3	1:37.774	40.8	4:35.960	56.77	2:19.309	13:08:46.612
2 - D1	1:30.912	114.7	1:28.552	101.0	41.058	98.5	3:40.522	71.04	1:23.871	13:12:27.134
3 - D1	1:24.533	140.1	1:22.378	67.9	1:00.683	32.2	3:47.594	68.83	1:30.943	13:16:14.728
4 - D1	1:37.710	107.5	1:45.739	49.2	39:56.516	56.1	43:19.965	6.02	41:03.314	13:59:34.693
5 - D1	1:15.237	71.9	1:34.659	62.4	51.301	70.7	3:41.197	70.83	1:24.546	14:03:15.890
6 - D1	1:00.796	97.8	1:21.365	95.8	46.383	99.5	3:08.544	83.09	51.893	14:06:24.434
7 - D1	42.126	157.5	1:04.658	104.3	35.673	99.7	2:22.457	109.98	5.806	14:08:46.891
8 - D1	39.669	157.9	1:05.300	105.1	35.610	99.7	2:20.579	111.44	3.928	14:11:07.470
9 - D1	40.037	162.4	1:04.484	105.6	35.668	99.4	2:20.189	111.75	3.538	14:13:27.659
10 - D1	39.499	163.2	1:03.953	106.0	35.623	99.7	2:19.075	112.65	2.424	14:15:46.734
11 - D1	39.456	163.6	1:03.725	104.8	35.240	100.1	2:18.421	113.18	1.770	14:18:05.155
12 - D1	39.402	162.8	1:03.994	104.8	35.181	100.4	2:18.577	113.05	1.926	14:20:23.732
13 - D1	39.342	163.2	1:03.757	106.0	35.509	99.5	2:18.608	113.03	1.957	14:22:42.340
14 - D1	39.368	163.2	1:03.697	105.1	34.990	100.7	2:18.055	113.48	1.404	14:25:00.395
15 - D1	39.381	163.6	1:05.077	105.5	35.278	100.0	2:19.736	112.12	3.085	14:27:20.131
16 - D1	39.285	164.4	1:04.699	104.8	35.425	101.3	2:19.409	112.38	2.758	14:29:39.540
17 - D1	39.162	164.4	1:05.118	104.3	36.103	100.3	2:20.383	111.60	3.732	14:31:59.923
18 - D1	39.531	163.2	1:04.133	105.5	IN PIT		2:27.038	P 106.55	10.387	14:34:26.961
19 - D2	OUTLAP	157.1	1:03.612	104.3	35.220	100.4	4:15.094	61.41	1:58.443	14:38:42.055
20 - D2	39.610	161.3	1:02.841	105.0	35.192	100.4	2:17.643	113.82	0.992	14:40:59.698
21 - D2	39.621	161.7	1:02.710	103.5	35.066	100.1	2:17.397	114.03	0.746	14:43:17.095
22 - D2	39.713	162.0	1:03.180	104.2	34.981	100.4	2:17.874	113.63	1.223	14:45:34.969
23 - D2	39.475	162.4	1:02.998	103.0	35.043	100.3	2:17.516	113.93	0.865	14:47:52.485
24 - D2	39.464	164.0	1:03.394	104.2	35.135	100.1	2:17.993	113.53	1.342	14:50:10.478
25 - D2	39.600	161.3	1:04.544	104.0	35.063	100.4	2:19.207	112.54	2.556	14:52:29.685
26 - D2	39.277	164.4	1:04.308	104.8	35.060	100.3	2:18.645	113.00	1.994	14:54:48.330
27 - D2	39.924	162.4	1:03.611	104.8	35.237	100.6	2:18.772	112.90	2.121	14:57:07.102
28 - D2	39.721	162.8	1:03.452	104.5	36.065	101.2	2:19.238	112.52	2.587	14:59:26.340
29 - D2	39.405	162.8	1:02.780	104.8	34.975	101.3	2:17.160	114.22	0.509	15:01:43.500
30 - D2	39.171	163.2	1:02.878	105.6	35.183	100.9	2:17.232	114.16	0.581	15:04:00.732
31 - D2	39.133	163.6	1:02.891	105.3	34.875	101.0	2:16.899 (2)	114.44	0.248	15:06:17.631
32 - D2	39.068	163.6	1:03.004	105.1	34.856	100.7	2:16.928 (3)	114.42	0.277	15:08:34.559
33 - D2	39.013	164.0	1:03.205	104.0	34.964	100.6	2:17.182	114.20	0.531	15:10:51.741
34 - D2	39.133	163.2	1:02.724	106.5	34.794	100.6	2:16.651 (1)	114.65		15:13:08.392
35 - D2	39.486	163.6	1:03.021	106.3	35.561	100.9	2:18.068	113.47	1.417	15:15:26.460
36 - D2	39.174	164.8	1:04.360	102.2	35.933	100.4	2:19.467	112.33	2.816	15:17:45.927

2024 British GT Championship

RACE - ROUND 5 - SECTOR ANALYSIS

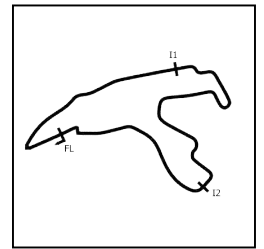


SECTOR 1 = FL to I1, SECTOR 2 = I1 to I2, SECTOR 3 = I2 to FL, DIFF = Difference To Personal Best Lap, P = Crossed Finish Line in Pit Lane, D = Time Disallowed

P6		10 GT3SA		Blackthorn		Aston Martin Vantage AMR GT3 Evo				
IDEAL LAP TIME : 2:17.015		BEST LAP TIME : 2:17.076		DIFFERENCE : 0.061						
D1: Matt TOPHAM		D2: Josh ROWLEDGE								
LAP	SECTOR 1	SECTOR 2	SECTOR 3	LAP TIME	MPH	DIFF	TIME OF DAY			
1 - D1		107.0	1:24.460	93.3	53.439	56.6	3:05.081	84.65	48.005	13:07:15.733
2 - D1	1:46.724	87.4	1:42.316	53.6	1:01.335	67.3	4:30.375	57.94	2:13.299	13:11:46.108
3 - D1	1:40.231	84.7	1:38.239	83.5	58.606	56.1	4:17.076	60.94	2:00.000	13:16:03.184
4 - D1	1:35.918	89.0	1:43.301	61.4	39:50.459	36.9	43:09.678	6.04	40:52.602	13:59:12.862
5 - D1	1:22.050	67.6	1:39.366	50.2	51.035	59.7	3:52.451	67.40	1:35.375	14:03:05.313
6 - D1	57.996	131.8	1:26.947	70.1	48.970	98.6	3:13.913	80.79	56.837	14:06:19.226
7 - D1	40.492	162.8	1:06.020	104.6	35.865	99.1	2:22.377	110.04	5.301	14:08:41.603
8 - D1	40.112	162.4	1:04.363	105.3	35.586	100.0	2:20.061	111.86	2.985	14:11:01.664
9 - D1	39.889	163.2	1:04.336	104.6	35.666	100.3	2:19.891	111.99	2.815	14:13:21.555
10 - D1	39.885	162.8	1:04.279	104.6	35.446	100.0	2:19.610	112.22	2.534	14:15:41.165
11 - D1	39.821	164.0	1:03.717	105.5	35.410	100.3	2:18.948	112.75	1.872	14:18:00.113
12 - D1	39.816	162.8	1:03.857	105.3	35.416	99.2	2:19.089	112.64	2.013	14:20:19.202
13 - D1	39.855	162.4	1:03.760	105.8	35.333	99.5	2:18.948	112.75	1.872	14:22:38.150
14 - D1	39.775	162.8	1:03.774	105.6	35.279	99.1	2:18.828	112.85	1.752	14:24:56.978
15 - D1	39.892	162.0	1:04.610	105.6	35.241	100.3	2:19.743	112.11	2.667	14:27:16.721
16 - D1	39.825	164.0	1:04.362	105.8	36.504	97.5	2:20.691	111.36	3.615	14:29:37.412
17 - D1	40.347	161.7	1:04.678	104.0	35.097	100.1	2:20.122	111.81	3.046	14:31:57.534
18 - D1	40.108	162.4	1:04.511	105.6	35.760	99.8	2:20.379	111.60	3.303	14:34:17.913
19 - D1	40.150	163.2	1:05.381	104.0	IN PIT		2:29.331	P 104.91	12.255	14:36:47.244
20 - D2	OUTLAP	160.9	1:03.297	103.0	35.289	98.6	4:14.763	61.49	1:57.687	14:41:02.007
21 - D2	39.947	164.0	1:02.849	104.3	34.993	99.1	2:17.789	113.70	0.713	14:43:19.796
22 - D2	39.637	163.6	1:02.899	104.6	34.933	99.1	2:17.469	113.97	0.393	14:45:37.265
23 - D2	39.468	163.6	1:02.707	104.8	34.901	99.1	2:17.076 (1)	114.29		14:47:54.341
24 - D2	39.664	164.0	1:02.858	104.5	34.974	99.4	2:17.496	113.94	0.420	14:50:11.837
25 - D2	39.514	164.0	1:04.489	102.1	35.139	99.4	2:19.142	112.60	2.066	14:52:30.979
26 - D2	40.170	163.2	1:05.228	102.2	35.277	99.2	2:20.675	111.37	3.599	14:54:51.654
27 - D2	39.670	164.0	1:03.293	103.5	35.111	99.4	2:18.074	113.47	0.998	14:57:09.728
28 - D2	39.683	163.2	1:03.196	102.9	35.811	99.8	2:18.690	112.96	1.614	14:59:28.418
29 - D2	39.977	163.2	1:03.339	104.0	35.188	99.1	2:18.504	113.11	1.428	15:01:46.922
30 - D2	39.997	163.2	1:03.161	104.8	35.192	99.2	2:18.350	113.24	1.274	15:04:05.272
31 - D2	39.668	163.2	1:02.664	104.8	34.971	100.1	2:17.303 (2)	114.10	0.227	15:06:22.575
32 - D2	39.450	164.4	1:02.939	104.8	35.076	100.0	2:17.465 (3)	113.97	0.389	15:08:40.040
33 - D2	39.577	163.6	1:02.881	104.5	35.035	99.7	2:17.493	113.95	0.417	15:10:57.533
34 - D2	39.520	164.0	1:03.620	103.2	35.122	99.8	2:18.262	113.31	1.186	15:13:15.795
35 - D2	39.527	162.8	1:03.084	105.5	35.065	99.8	2:17.676	113.79	0.600	15:15:33.471
36 - D2	41.276	157.9	1:04.097	103.5	35.167	99.2	2:20.540	111.48	3.464	15:17:54.011

2024 British GT Championship

RACE - ROUND 5 - SECTOR ANALYSIS

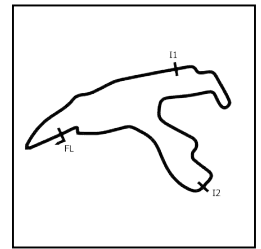


SECTOR 1 = FL to I1, SECTOR 2 = I1 to I2, SECTOR 3 = I2 to FL, DIFF = Difference To Personal Best Lap, P = Crossed Finish Line in Pit Lane, D = Time Disallowed

P7 27 GT3PA Optimum Motorsport		McLaren 720S GT3 Evo									
IDEAL LAP TIME : 2:16.167		BEST LAP TIME : 2:16.338			DIFFERENCE : 0.171						
D1: Mark RADCLIFFE		D2: Tom GAMBLE									
LAP	SECTOR 1	SECTOR 2	SECTOR 3	LAP TIME	MPH	DIFF	TIME OF DAY				
1 - D1	93.7	1:25.755	93.7	54.002	75.2	3:09.481	82.68	53.143	13:07:20.133		
2 - D1	1:50.636	106.0	1:37.581	63.6	1:04.363	33.3	4:32.580	57.47	2:16.242	13:11:52.713	
3 - D1	1:43.767	98.2	1:32.493	85.5	1:00.322	34.2	4:16.582	61.06	2:00.244	13:16:09.295	
4 - D1	1:37.606	118.5	1:42.094	49.2	39:53.577	31.9	43:13.277	6.04	40:56.939	13:59:22.572	
5 - D1	1:18.738	81.1	1:38.193	73.2	51.776	47.7	3:48.707	68.50	1:32.369	14:03:11.279	
6 - D1	59.874	113.5	1:23.234	84.4	47.177	99.1	3:10.285	82.33	53.947	14:06:21.564	
7 - D1	40.914	159.7	1:05.728	100.4	37.081	98.9	2:23.723	109.01	7.385	14:08:45.287	
8 - D1	40.921	160.5	1:04.579	104.3	36.185	99.1	2:21.685	110.57	5.347	14:11:06.972	
9 - D1	40.575	157.9	1:05.759	104.6	36.257	99.5	2:22.591	109.87	6.253	14:13:29.563	
10 - D1	40.647	160.9	1:04.468	104.8	35.748	100.3	2:20.863	111.22	4.525	14:15:50.426	
11 - D1	40.350	161.3	1:04.136	104.8	35.777	100.6	2:20.263	111.70	3.925	14:18:10.689	
12 - D1	40.414	160.5	1:04.005	106.1	35.955	99.5	2:20.374	111.61	4.036	14:20:31.063	
13 - D1	40.690	159.4	1:03.805	104.6	35.564	100.1	2:20.059	111.86	3.721	14:22:51.122	
14 - D1	40.485	160.5	1:03.944	105.1	35.640	100.0	2:20.069	111.85	3.731	14:25:11.191	
15 - D1	40.426	160.1	1:04.839	105.1	35.791	100.0	2:21.056	111.07	4.718	14:27:32.247	
16 - D1	40.486	160.1	1:04.607	105.3	35.989	99.5	2:21.082	111.05	4.744	14:29:53.329	
17 - D1	40.251	161.3	1:04.549	104.5	35.598	100.0	2:20.398	111.59	4.060	14:32:13.727	
18 - D1	40.231	160.1	1:04.543	105.6	IN PIT		2:30.105	P 104.37	13.767	14:34:43.832	
19 - D2	OUTLAP	161.3	1:02.912	106.0	34.986	100.0	4:17.703	60.79	2:01.365	14:39:01.535	
20 - D2	39.161	163.6	1:02.303	106.5	34.874	99.7	2:16.338 (1)	114.91		14:41:17.873	
21 - D2	39.252	163.6	1:02.299	106.3	34.933	100.0	2:16.484	114.79	0.146	14:43:34.357	
22 - D2	39.339	164.0	1:02.646	105.6	35.301	100.3	2:17.286	114.12	0.948	14:45:51.643	
23 - D2	39.332	164.4	1:02.820	106.0	34.996	100.3	2:17.148	114.23	0.810	14:48:08.791	
24 - D2	39.167	163.6	1:03.005	105.6	35.206	100.3	2:17.378	114.04	1.040	14:50:26.169	
25 - D2	39.197	164.8	1:03.634	104.8	35.040	100.0	2:17.871	113.63	1.533	14:52:44.040	
26 - D2	39.119	165.2	1:03.317	106.0	35.263	99.8	2:17.699	113.78	1.361	14:55:01.739	
27 - D2	40.180	162.0	1:03.295	107.3	35.062	100.1	2:18.537	113.09	2.199	14:57:20.276	
28 - D2	39.185	164.4	1:03.352	106.3	35.429	100.7	2:17.966	113.56	1.628	14:59:38.242	
29 - D2	39.169	165.2	1:03.362	106.6	35.110	100.6	2:17.641	113.82	1.303	15:01:55.883	
30 - D2	39.200	163.2	1:02.410	106.6	34.961	100.7	2:16.571	114.72	0.233	15:04:12.454	
31 - D2	39.130	163.6	1:02.312	106.0	35.097	100.4	2:16.539	114.74	0.201	15:06:28.993	
32 - D2	39.107	164.0	1:02.405	107.0	34.957	100.1	2:16.469 (3)	114.80	0.131	15:08:45.462	
33 - D2	39.114	164.0	1:02.426	107.2	34.911	100.0	2:16.451 (2)	114.82	0.113	15:11:01.913	
34 - D2	39.004	164.8	1:03.378	107.0	34.864	100.3	2:17.246	114.15	0.908	15:13:19.159	
35 - D2	39.074	164.4	1:02.627	106.8	35.003	100.4	2:16.704	114.60	0.366	15:15:35.863	
36 - D2	40.374	159.7	1:03.143	106.6	35.345	100.4	2:18.862	112.82	2.524	15:17:54.725	

2024 British GT Championship

RACE - ROUND 5 - SECTOR ANALYSIS

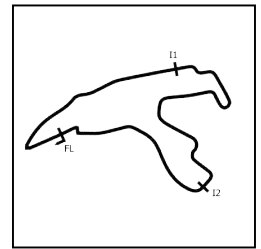


SECTOR 1 = FL to I1, SECTOR 2 = I1 to I2, SECTOR 3 = I2 to FL, DIFF = Difference To Personal Best Lap, P = Crossed Finish Line in Pit Lane, D = Time Disallowed

P8		3 GT3PA Greystone GT		Mercedes-AMG GT3 Evo						
IDEAL LAP TIME : 2:16.270		BEST LAP TIME : 2:16.868		DIFFERENCE : 0.598						
D1: Mike PRICE		D2: Callum MACLEOD								
LAP	SECTOR 1	SECTOR 2	SECTOR 3	LAP TIME	MPH	DIFF	TIME OF DAY			
1 - D1		80.3	1:46.507	51.9	1:37.039	34.8	4:34.444	57.08	2:17.576	13:08:45.096
2 - D1	1:31.963	102.6	1:27.982	95.1	41.068	98.9	3:41.013	70.88	1:24.145	13:12:26.109
3 - D1	1:24.747	149.4	1:22.407	60.0	1:00.044	33.2	3:47.198	68.95	1:30.330	13:16:13.307
4 - D1	1:37.839	117.7	1:45.374	49.2	39:56.769	59.8	43:19.982	6.02	41:03.114	13:59:33.289
5 - D1	1:13.821	76.4	1:35.983	67.8	51.904	67.1	3:41.708	70.66	1:24.840	14:03:14.997
6 - D1	1:00.259	102.4	1:21.622	84.2	46.831	98.9	3:08.712	83.02	51.844	14:06:23.709
7 - D1	41.254	157.5	1:05.881	103.7	37.652	99.2	2:24.787	108.21	7.919	14:08:48.496
8 - D1	40.560	160.1	1:04.637	102.7	36.700	98.5	2:21.897	110.41	5.029	14:11:10.393
9 - D1	40.976	157.5	1:05.008	103.4	36.723	99.2	2:22.707	109.78	5.839	14:13:33.100
10 - D1	40.501	160.5	1:04.739	103.5	36.091	98.9	2:21.331	110.85	4.463	14:15:54.431
11 - D1	40.494	160.1	1:04.372	103.5	36.266	99.5	2:21.132	111.01	4.264	14:18:15.563
12 - D1	39.994	159.7	1:04.333	105.3	36.223	99.4	2:20.550	111.47	3.682	14:20:36.113
13 - D1	40.215	160.1	1:04.773	104.3	36.430	96.9	2:21.418	110.78	4.550	14:22:57.531
14 - D1	40.409	159.0	1:04.327	105.8	35.899	99.7	2:20.635	111.40	3.767	14:25:18.166
15 - D1	40.187	160.5	1:04.395	102.4	36.253	99.2	2:20.835	111.24	3.967	14:27:39.001
16 - D1	40.314	158.6	1:05.446	104.2	36.249	99.7	2:22.009	110.32	5.141	14:30:01.010
17 - D1	39.976	161.3	1:04.595	105.0	35.978	100.1	2:20.549	111.47	3.681	14:32:21.559
18 - D1	40.529	160.5	1:05.435	102.9	IN PIT		2:32.124	P 102.99	15.256	14:34:53.683
19 - D2	OUTLAP	159.4	1:02.850	105.1	35.144	99.2	4:06.338	63.60	1:49.470	14:39:00.021
20 - D2	39.626	162.0	1:02.261	105.1	35.147	98.6	2:17.034	(2) 114.33	0.166	14:41:17.055
21 - D2	39.445	162.4	1:02.239	104.6	35.184	98.9	2:16.868	(1) 114.47		14:43:33.923
22 - D2	39.476	162.4	1:02.584	103.8	35.241	98.5	2:17.301	114.11	0.433	14:45:51.224
23 - D2	39.462	162.4	1:02.536	105.3	35.127	99.4	2:17.125	(3) 114.25	0.257	14:48:08.349
24 - D2	39.458	162.4	1:02.812	104.3	35.078	99.7	2:17.348	114.07	0.480	14:50:25.697
25 - D2	39.339	163.6	1:02.746	105.1	35.187	99.4	2:17.272	114.13	0.404	14:52:42.969
26 - D2	39.228	163.6	1:03.980	105.0	35.107	98.9	2:18.315	113.27	1.447	14:55:01.284
27 - D2	40.702	160.9	1:04.546	105.3	35.079	100.1	2:20.327	111.64	3.459	14:57:21.611
28 - D2	39.189	164.4	1:03.708	104.2	35.332	99.8	2:18.229	113.34	1.361	14:59:39.840
29 - D2	39.243	164.8	1:03.916	104.6	35.776	100.1	2:18.935	112.76	2.067	15:01:58.775
30 - D2	39.375	163.6	1:03.236	105.1	35.245	100.0	2:17.856	113.65	0.988	15:04:16.631
31 - D2	39.280	163.6	1:02.904	106.1	35.118	99.7	2:17.302	114.10	0.434	15:06:33.933
32 - D2	39.253	163.2	1:03.232	105.1	35.052	99.8	2:17.537	113.91	0.669	15:08:51.470
33 - D2	39.365	163.6	1:03.201	106.0	35.157	100.1	2:17.723	113.76	0.855	15:11:09.193
34 - D2	39.232	163.2	1:03.430	104.3	35.804	100.3	2:18.466	113.15	1.598	15:13:27.659
35 - D2	39.530	162.4	1:03.399	105.6	35.188	99.4	2:18.117	113.43	1.249	15:15:45.776
36 - D2	39.118	164.0	1:03.263	106.1	34.913	99.5	2:17.294	114.11	0.426	15:18:03.070

2024 British GT Championship

RACE - ROUND 5 - SECTOR ANALYSIS

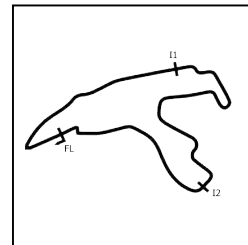


SECTOR 1 = FL to I1, SECTOR 2 = I1 to I2, SECTOR 3 = I2 to FL, DIFF = Difference To Personal Best Lap, P = Crossed Finish Line in Pit Lane, D = Time Disallowed

P9 77 GT3PA Garage 59		McLaren 720S GT3 Evo								
IDEAL LAP TIME : 2:16.876		BEST LAP TIME : 2:17.472			DIFFERENCE : 0.596					
D1: Morgan TILLBROOK		D2: Marcus CLUTTON								
LAP	SECTOR 1	SECTOR 2	SECTOR 3	LAP TIME	MPH	DIFF	TIME OF DAY			
1 - D1		101.6	1:25.754	94.3	53.356	71.1	3:07.992	83.34	50.520	13:07:18.644
2 - D1	1:50.186	104.3	1:38.376	51.1	1:03.660	38.1	4:32.222	57.55	2:14.750	13:11:50.866
3 - D1	1:42.952	93.3	1:34.313	76.0	58.378	42.4	4:15.643	61.28	1:58.171	13:16:06.509
4 - D1	1:36.830	102.1	1:44.256	50.5	39:52.661	37.6	43:13.747	6.04	40:56.275	13:59:20.256
5 - D1	1:19.396	86.9	1:37.676	74.3	51.603	66.3	3:48.675	68.51	1:31.203	14:03:08.931
6 - D1	1:00.337	123.3	1:24.258	79.7	47.126	99.7	3:11.721	81.72	54.249	14:06:20.652
7 - D1	40.661	160.9	1:05.727	102.6	36.046	98.9	2:22.434	109.99	4.962	14:08:43.086
8 - D1	40.282	160.5	1:04.405	103.5	35.542	99.8	2:20.229	111.72	2.757	14:11:03.315
9 - D1	40.139	160.5	1:03.565	103.8	35.755	100.0	2:19.459	112.34	1.987	14:13:22.774
10 - D1	39.645	162.4	1:04.611	103.5	35.415	99.5	2:19.671	112.17	2.199	14:15:42.445
11 - D1	39.993	162.0	1:03.805	104.3	35.789	99.2	2:19.587	112.24	2.115	14:18:02.032
12 - D1	40.115	160.5	1:03.710	103.0	35.558	99.4	2:19.383	112.40	1.911	14:20:21.415
13 - D1	40.277	160.5	1:03.411	103.8	35.352	99.4	2:19.040	112.68	1.568	14:22:40.455
14 - D1	40.182	160.9	1:03.558	104.3	35.465	98.9	2:19.205	112.54	1.733	14:24:59.660
15 - D1	40.250	153.9	1:11.367	104.5	35.946	99.1	2:27.563	106.17	10.091	14:27:27.223
16 - D1	40.465	159.0	1:03.358	105.1	36.122	99.7	2:19.945	111.95	2.473	14:29:47.168
17 - D1	40.300	159.7	1:03.772	104.6	IN PIT		2:27.325	P 106.34	9.853	14:32:14.493
18 - D2	OUTLAP	156.7	1:02.731	103.7	35.571	98.5	4:08.910	62.94	1:51.438	14:36:23.403
19 - D2	39.811	162.8	1:02.773	104.2	35.643	98.9	2:18.227	113.34	0.755	14:38:41.630
20 - D2	39.780	160.5	1:02.329	103.2	35.585	99.1	2:17.694	113.78	0.222	14:40:59.324
21 - D2	39.603	160.5	1:02.462	104.5	35.407	98.9	2:17.472 (1)	113.96		14:43:16.796
22 - D2	39.618	161.7	1:02.568	103.2	35.390	99.2	2:17.576 (3)	113.88	0.104	14:45:34.372
23 - D2	39.681	160.9	1:02.600	104.3	35.442	99.4	2:17.723	113.76	0.251	14:47:52.095
24 - D2	39.486	162.8	1:03.243	104.8	35.357	99.5	2:18.086	113.46	0.614	14:50:10.181
25 - D2	39.462	164.0	1:03.682	104.2	35.369	99.5	2:18.513	113.11	1.041	14:52:28.694
26 - D2	39.970	162.8	1:03.782	104.2	35.560	99.1	2:19.312	112.46	1.840	14:54:48.006
27 - D2	39.634	163.2	1:03.494	104.3	35.716	100.0	2:18.844	112.84	1.372	14:57:06.850
28 - D2	39.492	162.8	1:03.424	104.8	36.443	99.4	2:19.359	112.42	1.887	14:59:26.209
29 - D2	39.978	162.4	1:03.302	104.0	35.324	99.7	2:18.604	113.03	1.132	15:01:44.813
30 - D2	39.391	162.4	1:03.044	105.6	35.268	99.7	2:17.703	113.77	0.231	15:04:02.516
31 - D2	39.396	162.4	1:02.921	105.1	35.241	99.5	2:17.558 (2)	113.89	0.086	15:06:20.074
32 - D2	39.376	162.4	1:02.978	103.5	IN PIT		2:24.832	P 108.17	7.360	15:08:44.906
33 - D2	OUTLAP	160.9	1:02.778	105.0	35.465	99.1	2:33.943	101.77	16.471	15:11:18.849
34 - D2	39.459	161.7	1:02.924	104.6	35.270	99.7	2:17.653	113.81	0.181	15:13:36.502
35 - D2	39.306	163.6	1:04.044	105.3	35.562	100.3	2:18.912	112.78	1.440	15:15:55.414
36 - D2	39.445	161.7	1:03.179	105.0	35.328	99.4	2:17.952	113.57	0.480	15:18:13.366

2024 British GT Championship

RACE - ROUND 5 - SECTOR ANALYSIS

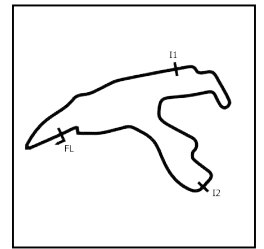


SECTOR 1 = FL to I1, SECTOR 2 = I1 to I2, SECTOR 3 = I2 to FL, DIFF = Difference To Personal Best Lap, P = Crossed Finish Line in Pit Lane, D = Time Disallowed

P10 15 GT3PA RAM Racing		BMW M4 GT3									
IDEAL LAP TIME : 2:15.571		BEST LAP TIME : 2:16.190			DIFFERENCE : 0.619						
D1: John FERGUSON		D2: Raffaele MARCIELLO									
LAP	SECTOR 1	SECTOR 2	SECTOR 3	LAP TIME	MPH	DIFF	TIME OF DAY				
1 - D1	46.7	1:54.754	50.3	1:35.966	32.1	4:29.876	58.05	2:13.686	13:08:40.528		
2 - D1	1:25.476	105.1	1:34.507	95.5	40.898	95.7	3:40.881	70.93	1:24.691	13:12:21.409	
3 - D1	1:23.676	142.1	1:24.754	80.4	1:00.310	36.4	3:48.740	68.49	1:32.550	13:16:10.149	
4 - D1	1:38.056	98.6	1:42.980	49.8	39:53.106	46.3	43:14.142	6.03	40:57.952	13:59:24.291	
5 - D1	1:17.543	83.1	1:38.602	74.6	IN PIT		3:55.997	P	66.38	1:39.807	14:03:20.288
6 - D1	OUTLAP	120.2	1:17.135	90.4	41.788	99.7	3:16.071	79.90	59.881	14:06:36.359	
7 - D1	41.281	135.0	1:07.497	97.9	36.953	99.5	2:25.731	107.50	9.541	14:09:02.090	
8 - D1	42.139	162.0	1:05.994	105.1	36.936	100.1	2:25.069	108.00	8.879	14:11:27.159	
9 - D1	41.141	162.0	1:05.264	104.3	36.154	100.0	2:22.559	109.90	6.369	14:13:49.718	
10 - D1	39.851	163.2	1:04.697	103.7	36.030	99.8	2:20.578	111.45	4.388	14:16:10.296	
11 - D1	39.975	163.2	1:04.524	106.5	35.675	100.0	2:20.174	111.77	3.984	14:18:30.470	
12 - D1	39.851	164.0	1:04.510	105.1	35.980	99.7	2:20.341	111.63	4.151	14:20:50.811	
13 - D1	39.742	164.8	1:04.286	105.3	35.860	99.7	2:19.888	112.00	3.698	14:23:10.699	
14 - D1	39.884	165.2	1:04.990	104.8	35.377	100.4	2:20.251	111.71	4.061	14:25:30.950	
15 - D1	39.713	164.4	1:04.053	106.0	35.881	98.8	2:19.647	112.19	3.457	14:27:50.597	
16 - D1	39.734	164.4	1:04.613	105.8	36.116	98.8	2:20.463	111.54	4.273	14:30:11.060	
17 - D1	40.683	158.6	1:05.706	104.5	36.232	98.6	2:22.621	109.85	6.431	14:32:33.681	
18 - D1	39.770	163.6	1:04.819	104.3	IN PIT		2:29.554	P	104.76	13.364	14:35:03.235
19 - D2	OUTLAP	164.4	1:03.648	107.0	35.027	100.3	4:06.598	63.53	1:50.408	14:39:09.833	
20 - D2	39.031	164.8	1:02.352	106.1	34.915	100.4	2:16.298	(3)	114.95	0.108	14:41:26.131
21 - D2	38.953	165.2	1:02.125	106.6	35.112	100.1	2:16.190	(1)	115.04		14:43:42.321
22 - D2	38.954	165.6	1:02.582	106.6	34.771	100.4	2:16.307		114.94	0.117	14:45:58.628
23 - D2	38.902	165.6	1:02.501	106.0	34.891	100.3	2:16.294	(2)	114.95	0.104	14:48:14.922
24 - D2	38.941	166.1	1:03.033	105.5	34.969	100.3	2:16.943		114.40	0.753	14:50:31.865
25 - D2	38.912	166.1	1:03.234	106.3	IN PIT		2:25.012	P	108.04	8.822	14:52:56.877
26 - D2	OUTLAP	163.2	1:03.741	106.3	35.116	100.3	2:33.942		101.77	17.752	14:55:30.819
27 - D2	38.907	166.5	1:03.106	90.6	36.333	100.4	2:18.346		113.24	2.156	14:57:49.165
28 - D2	38.835	166.1	1:02.777	106.3	34.887	100.9	2:16.499		114.78	0.309	15:00:05.664
29 - D2	39.041	166.5	1:02.553	105.8	35.463	100.9	2:17.057		114.31	0.867	15:02:22.721
30 - D2	38.836	166.1	1:05.432	102.2	35.334	100.9	2:19.602		112.22	3.412	15:04:42.323
31 - D2	38.871	166.1	1:03.734	107.7	35.150	100.9	2:17.755		113.73	1.565	15:07:00.078
32 - D2	38.879	165.6	1:02.807	107.5	34.937	100.7	2:16.623		114.67	0.433	15:09:16.701
33 - D2	38.881	165.6	1:02.720	107.0	34.836	100.3	2:16.437		114.83	0.247	15:11:33.138
34 - D2	38.877	165.6	1:02.607	107.2	34.835	101.2	2:16.319		114.93	0.129	15:13:49.457
35 - D2	38.850	166.1	1:02.787	108.2	34.769	101.5	2:16.406		114.85	0.216	15:16:05.863
36 - D2	38.677	162.8	1:03.501	106.8	35.197	100.3	2:17.375		114.04	1.185	15:18:23.238

2024 British GT Championship

RACE - ROUND 5 - SECTOR ANALYSIS

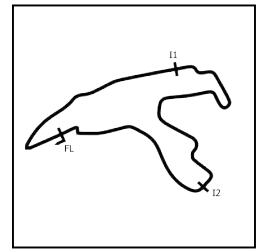


SECTOR 1 = FL to I1, SECTOR 2 = I1 to I2, SECTOR 3 = I2 to FL, DIFF = Difference To Personal Best Lap, P = Crossed Finish Line in Pit Lane, D = Time Disallowed

P11 9 GT3PA Paddock Motorsport		McLaren 720S GT3 Evo								
IDEAL LAP TIME : 2:16.737		BEST LAP TIME : 2:16.866			DIFFERENCE : 0.129					
D1: Mark SMITH		D2: Martin PLOWMAN								
LAP	SECTOR 1	SECTOR 2	SECTOR 3	LAP TIME	MPH	DIFF	TIME OF DAY			
1 - D1		99.2	1:46.412	53.7	IN PIT	4:40.531	P	55.84	2:23.665	13:08:51.183
2 - D1	OUTLAP	138.6	1:12.280	93.9	40.160	96.1		62.53	1:53.659	13:13:01.708
3 - D1	1:27.745	144.3	1:08.902	94.9	53.638	33.6		74.50	1:13.419	13:16:31.993
4 - D1	1:49.452	147.1	1:44.224	49.7	39:52.894	64.0		6.01	41:09.704	13:59:58.563
5 - D1	1:06.521	67.5	1:32.159	80.9	53.721	83.3		73.76	1:15.535	14:03:30.964
6 - D1	58.375	88.6	1:19.483	94.6	42.893	99.7		86.68	43.885	14:06:31.715
7 - D1	41.210	145.8	1:09.088	99.8	37.983	97.9		105.66	11.415	14:08:59.996
8 - D1	41.549	159.0	1:05.654	104.3	38.140	99.4		107.79	8.477	14:11:25.339
9 - D1	40.858	160.5	1:04.327	105.0	36.381	99.8		110.67	4.700	14:13:46.905
10 - D1	40.103	162.8	1:04.393	101.3	36.216	99.4		111.34	3.846	14:16:07.617
11 - D1	40.372	162.0	1:03.852	102.7	35.650	99.7		112.01	3.008	14:18:27.491
12 - D1	39.987	162.8	1:04.643	104.8	35.369	100.1		111.91	3.133	14:20:47.490
13 - D1	39.927	161.3	1:03.341	106.5	35.223	99.4		113.13	1.625	14:23:05.981
14 - D1	39.620	162.8	1:03.553	105.0	35.142	100.1		113.27	1.449	14:25:24.296
15 - D1	39.376	162.8	1:04.328	104.5	35.192	99.5		112.80	2.030	14:27:43.192
16 - D1	40.161	160.9	1:20.772	85.3	IN PIT	2:52.339	P	90.91	35.473	14:30:35.531
17 - D1	OUTLAP	157.9	1:04.895	104.2	IN PIT	5:05.681	P	51.25	2:48.815	14:35:41.212
18 - D2	OUTLAP	154.9	1:04.985	105.1	36.734	99.1		62.32	1:54.521	14:39:52.599
19 - D2	39.649	164.0	1:07.208	101.2	36.104	99.8		109.59	6.095	14:42:15.560
20 - D2	40.460	162.4	1:02.837	105.0	35.233	99.7		113.09	1.664	14:44:34.090
21 - D2	39.734	163.2	1:02.891	105.6	35.209	100.0		113.66	0.968	14:46:51.924
22 - D2	39.788	158.6	1:04.653	105.5	36.268	99.5		111.34	3.843	14:49:12.633
23 - D2	39.547	162.8	1:02.776	106.1	35.157	99.1		113.96	0.614	14:51:30.113
24 - D2	39.463	163.2	1:02.796	106.1	35.449	99.8		113.77	0.842	14:53:47.821
25 - D2	39.339	163.2	1:02.833	106.5	35.087	100.0		114.14	0.393	14:56:05.080
26 - D2	39.146	164.4	1:02.755	106.3	34.965	99.8		114.47		14:58:21.946
27 - D2	39.226	164.0	1:04.217	105.3	35.605	100.0		112.67	2.182	15:00:40.994
28 - D2	39.220	163.2	1:03.511	106.5	35.358	99.8		113.45	1.223	15:02:59.083
29 - D2	39.017	165.6	1:05.072	103.8	36.132	100.0		111.73	3.355	15:05:19.304
30 - D2	39.638	161.7	1:04.577	104.8	36.342	100.1		111.46	3.691	15:07:39.861
31 - D2	39.074	164.8	1:03.883	104.5	37.145	99.7		111.82	3.236	15:09:59.963
32 - D2	39.142	166.1	1:05.622	106.0	35.844	100.9		111.42	3.742	15:12:20.571
33 - D2	39.506	164.8	1:05.060	105.6	IN PIT	2:28.715	P	105.35	11.849	15:14:49.286
34 - D2	OUTLAP	162.4	1:06.976	102.4	36.620	99.7		97.72	23.449	15:17:29.601

2024 British GT Championship

RACE - ROUND 5 - SECTOR ANALYSIS

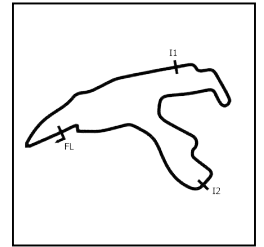


SECTOR 1 = FL to I1, SECTOR 2 = I1 to I2, SECTOR 3 = I2 to FL, DIFF = Difference To Personal Best Lap, P = Crossed Finish Line in Pit Lane, D = Time Disallowed

P12 29 GT4PA Century Motorsport				BMW M4 GT4						
IDEAL LAP TIME : 2:29.894		BEST LAP TIME : 2:30.016		DIFFERENCE : 0.122						
D1: Ian GOUGH		D2: Tom WRIGLEY								
LAP	SECTOR 1	SECTOR 2	SECTOR 3	LAP TIME	MPH	DIFF	TIME OF DAY			
1 - D1		122.4	1:39.872	57.0	1:38.225	38.5	4:39.213	56.11	2:09.197	13:08:49.865
2 - D1	1:34.313	134.4	1:24.965	96.0	41.235	89.4	3:40.513	71.05	1:10.497	13:12:30.378
3 - D1	1:28.450	139.5	1:17.446	65.7	1:01.679	32.0	3:47.575	68.84	1:17.559	13:16:17.953
4 - D1	1:38.232	135.2	1:46.190	49.9	39:57.475	62.1	43:21.897	6.02	40:51.881	13:59:39.850
5 - D1	1:14.445	78.7	1:33.322	62.4	51.982	90.1	3:39.749	71.29	1:09.733	14:03:19.599
6 - D1	1:00.395	83.6	1:20.542	93.8	46.296	91.0	3:07.233	83.67	37.217	14:06:26.832
7 - D1	44.173	153.5	1:09.315	96.8	40.378	88.5	2:33.866	101.82	3.850	14:09:00.698
8 - D1	43.853	154.2	1:09.947	93.7	38.461	91.4	2:32.261	102.89	2.245	14:11:32.959
9 - D1	43.295	153.9	1:09.458	97.8	38.704	91.8	2:31.457	103.44	1.441	14:14:04.416
10 - D1	42.899	152.1	1:09.636	97.8	39.559	90.9	2:32.094	103.01	2.078	14:16:36.510
11 - D1	42.962	156.4	1:09.169	96.6	38.769	92.3	2:30.900	103.82	0.884	14:19:07.410
12 - D1	43.000	154.2	1:10.257	95.7	38.978	90.8	2:32.235	102.91	2.219	14:21:39.645
13 - D1	43.815	152.8	1:10.181	96.9	38.739	91.0	2:32.735	102.57	2.719	14:24:12.380
14 - D1	43.163	152.8	1:09.202	96.8	38.681	90.9	2:31.046	103.72	1.030	14:26:43.426
15 - D1	43.173	146.5	1:09.160	96.9	IN PIT		2:38.779	P 98.67	8.763	14:29:22.205
16 - D2	OUTLAP	150.8	1:09.694	96.0	38.203	90.5	4:52.330	53.59	2:22.314	14:34:14.535
17 - D2	42.869	153.2	1:08.948	95.0	38.199	90.1	2:30.016 (1)	104.43		14:36:44.551
18 - D2	42.984	153.9	1:08.995	94.9	38.434	90.5	2:30.413 (3)	104.16	0.397	14:39:14.964
19 - D2	43.555	152.8	1:09.086	95.0	38.560	90.3	2:31.201	103.62	1.185	14:41:46.165
20 - D2	42.905	153.5	1:08.843	95.1	38.579	90.4	2:30.327 (2)	104.22	0.311	14:44:16.492
21 - D2	43.161	153.9	1:09.030	96.5	39.122	90.4	2:31.313	103.54	1.297	14:46:47.805
22 - D2	43.545	152.8	1:09.976	96.2	38.566	90.4	2:32.087	103.01	2.071	14:49:19.892
23 - D2	43.448	152.8	1:08.826	96.5	38.551	91.0	2:30.825	103.87	0.809	14:51:50.717
24 - D2	43.834	151.4	1:09.298	96.1	38.667	90.6	2:31.799	103.21	1.783	14:54:22.516
25 - D2	43.414	149.7	1:09.801	95.4	39.033	90.9	2:32.248	102.90	2.232	14:56:54.764
26 - D2	43.744	151.8	1:09.210	96.1	39.800	91.4	2:32.754	102.56	2.738	14:59:27.518
27 - D2	43.319	154.6	1:09.145	95.5	38.742	91.0	2:31.206	103.61	1.190	15:01:58.724
28 - D2	43.325	153.5	1:09.590	95.7	39.097	91.0	2:32.012	103.06	1.996	15:04:30.736
29 - D2	43.422	152.5	1:09.391	96.5	39.607	90.6	2:32.420	102.79	2.404	15:07:03.156
30 - D2	43.501	152.8	1:09.598	96.6	38.855	90.6	2:31.954	103.10	1.938	15:09:35.110
31 - D2	43.387	152.8	1:09.240	96.5	38.889	90.6	2:31.516	103.40	1.500	15:12:06.626
32 - D2	43.485	152.8	1:09.425	96.4	39.010	90.5	2:31.920	103.12	1.904	15:14:38.546
33 - D2	43.399	153.2	1:09.572	96.2	39.014	90.4	2:31.985	103.08	1.969	15:17:10.531
34 - D2	43.798	151.8	1:09.525	96.8	39.202	90.8	2:32.525	102.72	2.509	15:19:43.056

2024 British GT Championship

RACE - ROUND 5 - SECTOR ANALYSIS

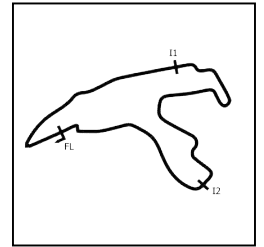


SECTOR 1 = FL to I1, SECTOR 2 = I1 to I2, SECTOR 3 = I2 to FL, DIFF = Difference To Personal Best Lap, P = Crossed Finish Line in Pit Lane, D = Time Disallowed

P13 47 GT4PA Forsetti Motorsport		Aston Martin Vantage AMR GT4 Evo								
IDEAL LAP TIME : 2:30.026		BEST LAP TIME : 2:30.174			DIFFERENCE : 0.148					
D1: Marc WARREN		D2: William ORTON								
LAP	SECTOR 1	SECTOR 2	SECTOR 3	LAP TIME	MPH	DIFF	TIME OF DAY			
1 - D1		123.5	1:39.713	49.7	1:38.071	40.5	4:38.317	56.29	2:08.143	13:08:48.969
2 - D1	1:31.956	138.0	1:27.616	95.8	40.828	91.3	3:40.400	71.08	1:10.226	13:12:29.369
3 - D1	1:27.941	139.5	1:18.313	63.3	1:01.372	31.2	3:47.626	68.83	1:17.452	13:16:16.995
4 - D1	1:38.055	138.0	1:45.931	50.8	39:58.078	59.6	43:22.064	6.02	40:51.890	13:59:39.059
5 - D1	1:14.405	76.2	1:33.531	62.4	51.904	79.7	3:39.840	71.26	1:09.666	14:03:18.899
6 - D1	1:00.578	80.3	1:20.637	85.9	46.350	88.6	3:07.565	83.53	37.391	14:06:26.464
7 - D1	43.795	153.2	1:08.865	97.2	38.820	90.8	2:31.480	103.42	1.306	14:08:57.944
8 - D1	43.835	150.4	1:09.356	96.9	38.992	91.8	2:32.183	102.95	2.009	14:11:30.127
9 - D1	43.143	153.5	1:09.092	97.5	38.918	90.4	2:31.153	103.65	0.979	14:14:01.280
10 - D1	43.052	152.8	1:09.041	96.1	39.201	91.4	2:31.294	103.55	1.120	14:16:32.574
11 - D1	43.113	153.2	1:08.937	97.2	39.161	91.3	2:31.211	103.61	1.037	14:19:03.785
12 - D1	43.449	151.1	1:08.971	96.4	38.930	91.1	2:31.350	103.51	1.176	14:21:35.135
13 - D1	43.237	139.8	1:09.838	96.2	38.774	91.4	2:31.849	103.17	1.675	14:24:06.984
14 - D1	43.058	153.5	1:08.981	97.9	38.824	91.3	2:30.863 (3)	103.85	0.689	14:26:37.847
15 - D1	42.893	153.9	1:08.974	96.4	IN PIT		2:38.998 P	98.53	8.824	14:29:16.845
16 - D2	OUTLAP	151.8	1:08.681	97.5	38.498	91.1	5:00.222	52.18	2:30.048	14:34:17.067
17 - D2	43.000	152.8	1:08.635	96.5	38.539	90.6	2:30.174 (1)	104.32		14:36:47.241
18 - D2	43.159	151.8	1:08.881	96.0	38.792	90.4	2:30.832 (2)	103.87	0.658	14:39:18.073
19 - D2	43.005	152.8	1:09.151	96.9	38.751	90.6	2:30.907	103.82	0.733	14:41:48.980
20 - D2	43.128	152.8	1:08.923	96.6	39.006	90.4	2:31.057	103.71	0.883	14:44:20.037
21 - D2	43.324	153.2	1:08.920	97.1	38.904	90.5	2:31.148	103.65	0.974	14:46:51.185
22 - D2	43.186	149.4	1:09.302	96.5	38.933	90.8	2:31.421	103.46	1.247	14:49:22.606
23 - D2	43.220	152.8	1:09.078	96.5	39.130	90.0	2:31.428	103.46	1.254	14:51:54.034
24 - D2	43.476	152.8	1:09.225	95.8	39.221	90.5	2:31.922	103.12	1.748	14:54:25.956
25 - D2	43.358	152.8	1:09.330	96.5	39.162	90.3	2:31.850	103.17	1.676	14:56:57.806
26 - D2	43.325	152.5	1:11.174	96.4	39.203	90.8	2:33.702	101.93	3.528	14:59:31.508
27 - D2	43.226	153.9	1:09.848	97.2	39.054	91.0	2:32.128	102.98	1.954	15:02:03.636
28 - D2	43.160	153.2	1:09.584	97.1	38.963	90.8	2:31.707	103.27	1.533	15:04:35.343
29 - D2	43.382	151.8	1:09.858	96.6	38.981	91.1	2:32.221	102.92	2.047	15:07:07.564
30 - D2	43.275	152.5	1:09.301	96.8	39.109	90.5	2:31.685	103.28	1.511	15:09:39.249
31 - D2	43.157	152.8	1:09.646	95.3	39.222	90.0	2:32.025	103.05	1.851	15:12:11.274
32 - D2	43.320	152.1	1:09.399	96.9	39.250	90.8	2:31.969	103.09	1.795	15:14:43.243
33 - D2	43.167	152.5	1:09.533	96.9	38.958	90.5	2:31.658	103.30	1.484	15:17:14.901
34 - D2	43.210	152.1	1:09.748	97.2	39.922	89.7	2:32.880	102.48	2.706	15:19:47.781

2024 British GT Championship

RACE - ROUND 5 - SECTOR ANALYSIS

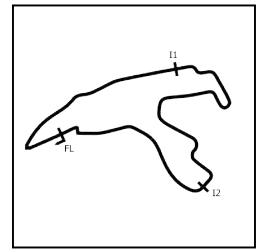


SECTOR 1 = FL to I1, SECTOR 2 = I1 to I2, SECTOR 3 = I2 to FL, DIFF = Difference To Personal Best Lap, P = Crossed Finish Line in Pit Lane, D = Time Disallowed

P14 7 GT4S Forsetti Motorsport		Aston Martin Vantage AMR GT4 Evo										
IDEAL LAP TIME : 2:29.875		BEST LAP TIME : 2:30.135			DIFFERENCE : 0.260							
D1: Jamie DAY		D2: Mikey PORTER										
LAP	SECTOR 1	SECTOR 2	SECTOR 3	LAP TIME	MPH	DIFF	TIME OF DAY					
1 - D1		98.5	1:37.157	57.4	1:38.206	34.1	4:44.778	55.01	2:14.643	13:08:55.430		
2 - D1	1:38.689	134.4	1:20.745	96.2	41.283	89.8	3:40.717	70.98	1:10.582	13:12:36.147		
3 - D1	1:32.715	139.8	1:11.619	92.5	1:03.930	25.6	3:48.264	68.63	1:18.129	13:16:24.411		
4 - D1	1:42.562	138.3	1:43.460	51.5	39:57.620	77.6	43:23.642	6.01	40:53.507	13:59:48.053		
5 - D1	1:12.125	72.8	1:32.413	67.9	52.694	82.0	3:37.232	72.12	1:07.097	14:03:25.285		
6 - D1	59.230	92.5	1:21.327	85.5	43.378	92.4	3:03.935	85.17	33.800	14:06:29.220		
7 - D1	42.814	155.3	1:09.303	97.6	39.534	91.1	2:31.651	103.31	1.516	14:09:00.871		
8 - D1	43.992	153.5	1:09.830	91.8	38.604	91.0	2:32.426	102.78	2.291	14:11:33.297		
9 - D1	42.935	153.2	1:08.570	97.6	38.630	90.9	2:30.135 (1)	104.35		14:14:03.432		
10 - D1	43.035	152.5	1:09.189	96.8	38.529	90.9	2:30.753	103.92	0.618	14:16:34.185		
11 - D1	42.776	151.8	1:09.593	96.5	38.560	90.6	2:30.929	103.80	0.794	14:19:05.114		
12 - D1	42.867	154.2	1:08.819	97.6	38.846	90.8	2:30.532	104.08	0.397	14:21:35.646		
13 - D1	42.849	154.9	1:08.858	96.9	38.791	91.0	2:30.498	104.10	0.363	14:24:06.144		
14 - D1	42.962	152.8	1:08.913	96.8	38.550	91.0	2:30.425 (3)	104.15	0.290	14:26:36.569		
15 - D1	42.872	152.8	1:08.771	96.4	38.603	90.4	2:30.246 (2)	104.27	0.111	14:29:06.815		
16 - D1	42.933	153.2	1:09.005	97.1	38.594	90.8	2:30.532	104.08	0.397	14:31:37.347		
17 - D1	43.030	152.5	1:09.250	96.5	38.624	90.4	2:30.904	103.82	0.769	14:34:08.251		
18 - D1	43.095	153.2	1:09.060	96.9	IN PIT		2:38.309 P	98.96	8.174	14:36:46.560		
19 - D2	OUTLAP	151.4	1:10.379	95.1	40.038	90.4	5:13.112	50.03	2:42.977	14:41:59.672		
20 - D2	43.253	151.4	1:09.397	96.6	38.604	90.8	2:31.254	103.58	1.119	14:44:30.926		
21 - D2	42.977	152.5	1:09.297	96.2	38.581	91.0	2:30.855	103.85	0.720	14:47:01.781		
22 - D2	43.037	152.5	1:08.930	96.8	38.753	90.8	2:30.720	103.95	0.585	14:49:32.501		
23 - D2	43.114	152.1	1:09.563	96.4	38.794	90.5	2:31.471	103.43	1.336	14:52:03.972		
24 - D2	43.197	153.2	1:09.464	96.4	38.917	90.8	2:31.578	103.36	1.443	14:54:35.550		
25 - D2	43.215	152.8	1:09.115	94.6	39.142	89.1	2:31.472	103.43	1.337	14:57:07.022		
26 - D2	43.260	153.9	1:09.348	96.9	38.756	90.1	2:31.364	103.50	1.229	14:59:38.386		
27 - D2	43.050	154.6	1:09.200	96.4	38.916	91.0	2:31.166	103.64	1.031	15:02:09.552		
28 - D2	43.082	152.8	1:09.159	96.8	38.880	90.3	2:31.121	103.67	0.986	15:04:40.673		
29 - D2	43.239	152.8	1:09.181	96.5	38.709	90.3	2:31.129	103.66	0.994	15:07:11.802		
30 - D2	43.012	152.8	1:09.206	97.1	38.891	90.5	2:31.109	103.68	0.974	15:09:42.911		
31 - D2	42.928	153.5	1:09.235	95.4	38.838	91.0	2:31.001	103.75	0.866	15:12:13.912		
32 - D2	43.078	154.2	1:09.535	97.3	38.685	91.0	2:31.298	103.55	1.163	15:14:45.210		
33 - D2	42.872	154.2	1:09.164	97.3	38.798	90.9	2:30.834	103.87	0.699	15:17:16.044		

2024 British GT Championship

RACE - ROUND 5 - SECTOR ANALYSIS

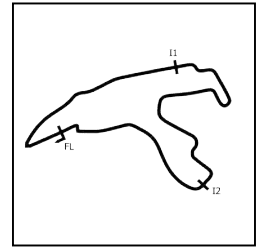


SECTOR 1 = FL to I1, SECTOR 2 = I1 to I2, SECTOR 3 = I2 to FL, DIFF = Difference To Personal Best Lap, P = Crossed Finish Line in Pit Lane, D = Time Disallowed

P15 61 GT4S Academy Motorsport		Ford Mustang GT4 2024								
IDEAL LAP TIME : 2:30.209		BEST LAP TIME : 2:30.667			DIFFERENCE : 0.458					
D1: Erik EVANS		D2: Marco SIGNORETTI								
LAP	SECTOR 1	SECTOR 2	SECTOR 3	LAP TIME	MPH	DIFF	TIME OF DAY			
1 - D1		126.1	1:39.569	52.2	1:38.247	37.1	4:41.158	55.72	2:10.491	13:08:51.810
2 - D1	1:34.339	138.3	1:24.762	94.6	40.810	92.8	3:39.911	71.24	1:09.244	13:12:31.721
3 - D1	1:29.724	142.4	1:16.096	76.6	1:02.384	29.0	3:48.204	68.65	1:17.537	13:16:19.925
4 - D1	1:40.508	144.0	1:44.187	51.4	39:58.284	59.2	43:22.979	6.01	40:52.312	13:59:42.904
5 - D1	1:13.335	88.5	1:32.582	63.2	52.690	90.5	3:38.607	71.66	1:07.940	14:03:21.511
6 - D1	59.665	87.1	1:21.276	91.8	44.758	93.4	3:05.699	84.37	35.032	14:06:27.210
7 - D1	43.717	155.3	1:10.058	97.9	39.667	91.4	2:33.442	102.10	2.775	14:09:00.652
8 - D1	43.636	156.0	1:09.524	97.3	38.421	92.4	2:31.581	103.36	0.914	14:11:32.233
9 - D1	42.597	157.9	1:09.351	97.2	38.719	92.4	2:30.667 (1)	103.98		14:14:02.900
10 - D1	43.379	156.4	1:10.458	97.6	38.498	92.4	2:32.335	102.84	1.668	14:16:35.235
11 - D1	42.763	157.9	1:09.794	97.5	38.712	92.6	2:31.269	103.57	0.602	14:19:06.504
12 - D1	42.539	156.4	1:09.701	97.6	39.149	92.0	2:31.389	103.49	0.722	14:21:37.893
13 - D1	42.992	156.7	1:09.720	97.8	38.603	92.3	2:31.315	103.54	0.648	14:24:09.208
14 - D1	42.883	156.7	1:09.846	97.5	38.627	92.4	2:31.356	103.51	0.689	14:26:40.564
15 - D1	42.932	155.7	1:10.083	97.2	38.672	92.6	2:31.687	103.28	1.020	14:29:12.251
16 - D1	42.793	155.7	1:10.565	96.0	38.974	92.3	2:32.332	102.85	1.665	14:31:44.583
17 - D1	42.874	155.3	1:10.117	97.9	IN PIT		2:39.056 P	98.50	8.389	14:34:23.639
18 - D2	OUTLAP	152.8	1:09.860	96.1	38.909	92.3	5:08.274	50.82	2:37.607	14:39:31.913
19 - D2	42.779	156.0	1:09.623	96.2	38.473	91.9	2:30.875 (3)	103.84	0.208	14:42:02.788
20 - D2	42.544	156.7	1:09.532	95.0	38.705	91.8	2:30.781 (2)	103.90	0.114	14:44:33.569
21 - D2	42.748	157.1	1:09.564	95.7	38.667	91.9	2:30.979	103.77	0.312	14:47:04.548
22 - D2	42.623	157.9	1:09.979	94.9	38.629	92.1	2:31.231	103.59	0.564	14:49:35.779
23 - D2	42.437	158.6	1:11.396	95.3	39.364	92.1	2:33.197	102.27	2.530	14:52:08.976
24 - D2	42.987	156.7	1:10.803	97.3	38.994	91.8	2:32.784	102.54	2.117	14:54:41.760
25 - D2	42.626	156.4	1:10.788	96.8	38.862	92.1	2:32.276	102.88	1.609	14:57:14.036
26 - D2	42.731	155.7	1:10.664	97.1	39.198	91.8	2:32.593	102.67	1.926	14:59:46.629
27 - D2	42.657	156.7	1:10.080	96.8	38.639	92.3	2:31.376	103.50	0.709	15:02:18.005
28 - D2	42.804	155.7	1:10.827	95.0	39.008	92.4	2:32.639	102.64	1.972	15:04:50.644
29 - D2	42.603	156.4	1:10.205	96.6	38.991	92.5	2:31.799	103.21	1.132	15:07:22.443
30 - D2	42.581	156.7	1:10.249	96.2	39.010	92.5	2:31.840	103.18	1.173	15:09:54.283
31 - D2	42.676	156.7	1:10.439	96.9	38.823	92.8	2:31.938	103.11	1.271	15:12:26.221
32 - D2	42.756	155.7	1:10.465	97.5	39.164	92.3	2:32.385	102.81	1.718	15:14:58.606
33 - D2	42.731	155.7	1:11.013	96.5	39.261	92.5	2:33.005	102.39	2.338	15:17:31.611

2024 British GT Championship

RACE - ROUND 5 - SECTOR ANALYSIS

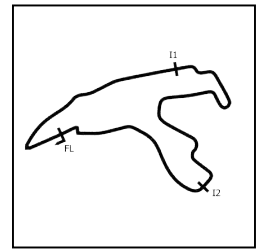


SECTOR 1 = FL to I1, SECTOR 2 = I1 to I2, SECTOR 3 = I2 to FL, DIFF = Difference To Personal Best Lap, P = Crossed Finish Line in Pit Lane, D = Time Disallowed

P16 31 GT4PA Team Parker Racing		Mercedes-AMG GT4										
IDEAL LAP TIME : 2:30.118		BEST LAP TIME : 2:30.371			DIFFERENCE : 0.253							
D1: Charles DAWSON		D2: Seb MORRIS										
LAP	SECTOR 1	SECTOR 2	SECTOR 3	LAP TIME	MPH	DIFF	TIME OF DAY					
1 - D1		109.4	1:36.845	58.3	1:38.783	31.9	4:46.232	54.73	2:15.861	13:08:56.884		
2 - D1	1:40.692	133.4	1:19.053	93.4	41.503	89.1	3:41.248	70.81	1:10.877	13:12:38.132		
3 - D1	1:35.510	139.8	1:12.982	92.9	1:00.210	33.9	3:48.702	68.50	1:18.331	13:16:26.834		
4 - D1	1:43.742	140.9	1:43.454	49.3	39:56.466	72.3	43:23.662	6.01	40:53.291	13:59:50.496		
5 - D1	1:11.174	81.0	1:31.707	71.8	53.372	86.3	3:36.253	72.44	1:05.882	14:03:26.749		
6 - D1	59.010	102.2	1:20.532	85.3	43.829	90.4	3:03.371	85.44	33.000	14:06:30.120		
7 - D1	44.233	152.1	1:11.314	93.3	40.396	89.4	2:35.943	100.46	5.572	14:09:06.063		
8 - D1	43.174	152.1	1:09.156	94.1	38.892	89.4	2:31.222	103.60	0.851	14:11:37.285		
9 - D1	43.496	151.8	1:09.132	95.4	38.764	89.7	2:31.392	103.48	1.021	14:14:08.677		
10 - D1	43.580	151.4	1:09.187	95.3	38.968	90.4	2:31.735	103.25	1.364	14:16:40.412		
11 - D1	43.389	152.5	1:09.105	94.9	39.106	90.4	2:31.600	103.34	1.229	14:19:12.012		
12 - D1	43.524	151.4	1:09.389	96.0	39.174	89.7	2:32.087	103.01	1.716	14:21:44.099		
13 - D1	43.359	152.5	1:09.723	94.7	38.747	90.3	2:31.829	103.19	1.458	14:24:15.928		
14 - D1	43.227	152.1	1:09.690	95.0	39.035	89.8	2:31.952	103.10	1.581	14:26:47.880		
15 - D1	43.223	152.8	1:09.675	94.1	IN PIT		2:40.065	P 97.88	9.694	14:29:27.945		
16 - D2	OUTLAP	152.5	1:08.875	95.4	38.818	88.5	4:49.883	54.04	2:19.512	14:34:17.828		
17 - D2	43.347	150.8	1:08.391	95.5	38.633	89.5	2:30.371 (1)	104.19		14:36:48.199		
18 - D2	43.141	151.4	1:08.893	96.5	38.723	89.3	2:30.757 (2)	103.92	0.386	14:39:18.956		
19 - D2	43.434	150.4	1:08.696	94.9	38.848	89.3	2:30.978	103.77	0.607	14:41:49.934		
20 - D2	43.094	152.5	1:08.940	95.1	38.815	89.2	2:30.849 (3)	103.86	0.478	14:44:20.783		
21 - D2	43.540	151.1	1:08.893	95.8	38.676	89.9	2:31.109	103.68	0.738	14:46:51.892		
22 - D2	43.226	152.1	1:09.257	94.7	38.804	89.5	2:31.287	103.56	0.916	14:49:23.179		
23 - D2	43.115	153.2	1:09.267	95.3	38.916	89.2	2:31.298	103.55	0.927	14:51:54.477		
24 - D2	43.585	152.1	1:09.525	94.7	39.012	89.0	2:32.122	102.99	1.751	14:54:26.599		
25 - D2	43.127	153.2	1:09.332	96.0	39.177	89.2	2:31.636	103.32	1.265	14:56:58.235		
26 - D2	43.138	153.2	1:10.321	95.7	39.212	88.8	2:32.671	102.62	2.300	14:59:30.906		
27 - D2	43.263	151.4	1:09.513	96.1	38.952	89.3	2:31.728	103.26	1.357	15:02:02.634		
28 - D2	43.275	151.1	1:09.649	96.2	IN PIT		2:38.968	P 98.55	8.597	15:04:41.602		
29 - D2	OUTLAP	150.1	1:09.613	95.7	38.992	89.4	2:47.009	93.81	16.638	15:07:28.611		
30 - D2	43.358	150.8	1:09.332	96.5	39.448	89.4	2:32.138	102.98	1.767	15:10:00.749		
31 - D2	43.175	151.8	1:09.189	95.0	38.877	89.4	2:31.241	103.59	0.870	15:12:31.990		
32 - D2	43.296	150.8	1:09.783	95.4	39.598	89.3	2:32.677	102.61	2.306	15:15:04.667		
33 - D2	43.251	152.1	1:09.808	95.5	39.069	89.1	2:32.128	102.98	1.757	15:17:36.795		

2024 British GT Championship

RACE - ROUND 5 - SECTOR ANALYSIS

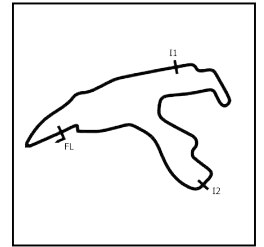


SECTOR 1 = FL to I1, SECTOR 2 = I1 to I2, SECTOR 3 = I2 to FL, DIFF = Difference To Personal Best Lap, P = Crossed Finish Line in Pit Lane, D = Time Disallowed

P17 11 GT4S Paddock Motorsport				McLaren Artura GT4						
IDEAL LAP TIME : 2:29.967		BEST LAP TIME : 2:30.376		DIFFERENCE : 0.409						
D1: Adam HATFIELD		D2: Alex WALKER								
LAP	SECTOR 1	SECTOR 2	SECTOR 3	LAP TIME	MPH	DIFF	TIME OF DAY			
1 - D1		107.0	1:36.162	58.4	1:38.621	37.0	4:43.586	55.24	2:13.210	13:08:54.238
2 - D1	1:37.902	124.7	1:21.501	95.7	41.149	89.2	3:40.552	71.03	1:10.176	13:12:34.790
3 - D1	1:31.163	137.2	1:13.756	88.8	1:02.980	28.0	3:47.899	68.74	1:17.523	13:16:22.689
4 - D1	1:42.648	136.9	1:43.841	50.0	39:57.236	74.0	43:23.725	6.01	40:53.349	13:59:46.414
5 - D1	1:13.315	72.8	1:32.093	73.4	52.977	76.5	3:38.385	71.74	1:08.009	14:03:24.799
6 - D1	58.881	92.9	1:21.646	86.8	43.763	90.1	3:04.290	85.01	33.914	14:06:29.089
7 - D1	44.797	147.4	1:11.004	95.4	40.211	88.8	2:36.012	100.42	5.636	14:09:05.101
8 - D1	44.265	146.5	1:09.406	96.1	39.014	89.9	2:32.685	102.61	2.309	14:11:37.786
9 - D1	43.370	149.4	1:09.096	96.8	39.175	89.7	2:31.641	103.31	1.265	14:14:09.427
10 - D1	43.447	149.7	1:08.964	95.7	39.280	88.7	2:31.691	103.28	1.315	14:16:41.118
11 - D1	43.415	150.1	1:09.140	93.3	38.988	89.9	2:31.543	103.38	1.167	14:19:12.661
12 - D1	43.656	148.7	1:09.799	94.5	39.032	89.2	2:32.487	102.74	2.111	14:21:45.148
13 - D1	44.054	147.4	1:09.412	95.8	38.669	89.7	2:32.135	102.98	1.759	14:24:17.283
14 - D1	43.837	146.8	1:09.420	96.5	40.056	89.5	2:33.313	102.19	2.937	14:26:50.596
15 - D1	43.804	147.4	1:10.173	96.2	IN PIT		2:41.719	P 96.88	11.343	14:29:32.315
16 - D2	OUTLAP	145.5	1:08.830	95.1	38.886	89.0	5:10.375	50.47	2:39.999	14:34:42.690
17 - D2	43.779	147.4	1:08.646	94.9	38.593	89.4	2:31.018	103.74	0.642	14:37:13.708
18 - D2	43.550	148.1	1:08.481	95.0	38.345	90.0	2:30.376 (1)	104.18		14:39:44.084
19 - D2	43.458	149.4	1:08.826	96.0	38.431	89.4	2:30.715 (2)	103.95	0.339	14:42:14.799
20 - D2	43.544	149.4	1:09.065	95.0	38.647	89.5	2:31.256	103.58	0.880	14:44:46.055
21 - D2	43.502	148.4	1:08.859	95.4	38.479	89.5	2:30.840 (3)	103.86	0.464	14:47:16.895
22 - D2	43.563	148.7	1:09.022	96.1	38.567	90.1	2:31.152	103.65	0.776	14:49:48.047
23 - D2	43.413	148.7	1:09.181	95.7	38.784	89.3	2:31.378	103.49	1.002	14:52:19.425
24 - D2	43.498	148.4	1:09.131	94.7	39.581	89.7	2:32.210	102.93	1.834	14:54:51.635
25 - D2	43.394	149.4	1:09.042	95.5	38.861	89.7	2:31.297	103.55	0.921	14:57:22.932
26 - D2	43.547	148.4	1:09.065	95.3	38.735	90.0	2:31.347	103.52	0.971	14:59:54.279
27 - D2	43.556	148.7	1:09.475	89.8	39.184	89.8	2:32.215	102.93	1.839	15:02:26.494
28 - D2	43.358	149.1	1:09.334	94.5	39.526	88.7	2:32.218	102.92	1.842	15:04:58.712
29 - D2	43.399	149.7	1:08.853	96.8	38.851	89.5	2:31.103	103.68	0.727	15:07:29.815
30 - D2	43.141	151.1	1:09.321	95.7	38.817	89.9	2:31.279	103.56	0.903	15:10:01.094
31 - D2	43.174	152.1	1:09.246	96.1	38.942	89.9	2:31.362	103.51	0.986	15:12:32.456
32 - D2	43.353	150.1	1:09.739	94.1	39.406	89.3	2:32.498	102.73	2.122	15:15:04.954
33 - D2	43.285	151.4	1:09.790	96.9	39.118	89.5	2:32.193	102.94	1.817	15:17:37.147

2024 British GT Championship

RACE - ROUND 5 - SECTOR ANALYSIS

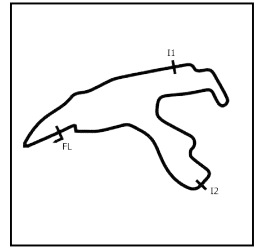


SECTOR 1 = FL to I1, SECTOR 2 = I1 to I2, SECTOR 3 = I2 to FL, DIFF = Difference To Personal Best Lap, P = Crossed Finish Line in Pit Lane, D = Time Disallowed

P18 17 GT4S RAM Racing		Mercedes-AMG GT4										
IDEAL LAP TIME : 2:30.517		BEST LAP TIME : 2:31.228			DIFFERENCE : 0.711							
D1: Luca HOPKINSON		D2: Harry GEORGE										
LAP	SECTOR 1	SECTOR 2	SECTOR 3	LAP TIME	MPH	DIFF	TIME OF DAY					
1 - D1		90.6	1:46.486	58.8	1:36.681	34.6	4:32.818	57.42	2:01.590	13:08:43.470		
2 - D1	1:31.979	113.5	1:28.614	94.1	40.817	88.6	3:41.410	70.76	1:10.182	13:12:24.880		
3 - D1	1:24.540	134.4	1:23.162	64.0	59.843	34.9	3:47.545	68.85	1:16.317	13:16:12.425		
4 - D1	1:37.858	104.0	1:44.079	49.5	39:55.468	56.0	43:17.405	6.03	40:46.177	13:59:29.830		
5 - D1	1:15.999	72.3	1:36.318	72.3	52.282	73.6	3:44.599	69.75	1:13.371	14:03:14.429		
6 - D1	59.287	105.8	1:22.592	91.1	47.242	89.3	3:09.121	82.84	37.893	14:06:23.550		
7 - D1	45.431	146.5	1:09.419	90.8	39.156	87.9	2:34.006	101.73	2.778	14:08:57.556		
8 - D1	44.836	149.1	1:09.239	95.7	38.965	89.2	2:33.040	102.37	1.812	14:11:30.596		
9 - D1	43.471	150.8	1:08.807	96.2	38.950	88.7	2:31.228 (1)	103.60		14:14:01.824		
10 - D1	43.306	150.8	1:09.362	95.5	38.864	89.2	2:31.532 (3)	103.39	0.304	14:16:33.356		
11 - D1	43.377	151.1	1:10.214	95.5	38.629	89.0	2:32.220	102.92	0.992	14:19:05.576		
12 - D1	43.419	150.1	1:10.180	95.8	39.044	87.8	2:32.643	102.64	1.415	14:21:38.219		
13 - D1	45.464	147.1	1:10.334	95.7	38.654	89.4	2:34.452	101.43	3.224	14:24:12.671		
14 - D1	43.173	151.1	1:09.605	97.3	39.008	89.3	2:31.786	103.22	0.558	14:26:44.457		
15 - D1	43.424	150.4	1:09.318	96.1	38.826	88.8	2:31.568	103.36	0.340	14:29:16.025		
16 - D1	43.581	150.1	1:09.800	96.8	IN PIT		2:39.844 P	98.01	8.616	14:31:55.869		
17 - D2	OUTLAP	143.0	1:10.279	92.9	39.643	87.9	5:13.165	50.02	2:41.937	14:37:09.034		
18 - D2	44.441	147.1	1:09.576	95.1	39.332	88.1	2:33.349	102.16	2.121	14:39:42.383		
19 - D2	44.029	148.1	1:08.717	96.2	38.958	87.8	2:31.704	103.27	0.476	14:42:14.087		
20 - D2	44.255	148.1	1:09.534	95.4	39.121	87.8	2:32.910	102.46	1.682	14:44:46.997		
21 - D2	43.887	149.4	1:08.715	95.8	38.910	87.9	2:31.512 (2)	103.40	0.284	14:47:18.509		
22 - D2	43.950	149.7	1:09.053	94.6	38.837	87.9	2:31.840	103.18	0.612	14:49:50.349		
23 - D2	43.985	149.4	1:09.447	95.4	39.275	87.9	2:32.707	102.59	1.479	14:52:23.056		
24 - D2	43.855	148.7	1:09.993	95.1	39.215	88.4	2:33.063	102.35	1.835	14:54:56.119		
25 - D2	44.004	148.7	1:09.882	96.0	39.183	88.7	2:33.069	102.35	1.841	14:57:29.188		
26 - D2	44.037	147.8	1:08.936	96.4	39.209	88.1	2:32.182	102.95	0.954	15:00:01.370		
27 - D2	43.879	148.4	1:08.989	95.0	39.314	88.5	2:32.182	102.95	0.954	15:02:33.552		
28 - D2	43.940	148.1	1:08.884	94.9	39.359	89.0	2:32.183	102.95	0.955	15:05:05.735		
29 - D2	43.658	148.7	1:09.287	94.6	39.427	88.0	2:32.372	102.82	1.144	15:07:38.107		
30 - D2	43.793	149.7	1:09.284	95.7	38.897	88.5	2:31.974	103.09	0.746	15:10:10.081		
31 - D2	43.725	149.1	1:09.039	96.0	39.013	88.4	2:31.777	103.22	0.549	15:12:41.858		
32 - D2	43.787	148.7	1:10.002	95.8	39.081	89.3	2:32.870	102.48	1.642	15:15:14.728		
33 - D2	43.685	149.1	1:09.387	91.8	39.793	88.0	2:32.865	102.49	1.637	15:17:47.593		

2024 British GT Championship

RACE - ROUND 5 - SECTOR ANALYSIS

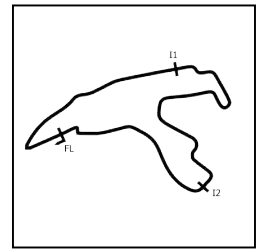


SECTOR 1 = FL to I1, SECTOR 2 = I1 to I2, SECTOR 3 = I2 to FL, DIFF = Difference To Personal Best Lap, P = Crossed Finish Line in Pit Lane, D = Time Disallowed

P19 56 GT4S DTO Motorsport		Ginetta G56 GT4 Evo								
IDEAL LAP TIME : 2:29.591		BEST LAP TIME : 2:30.039			DIFFERENCE : 0.448					
D1: Freddie TOMLINSON		D2: Stuart MIDDLETON								
LAP	SECTOR 1	SECTOR 2	SECTOR 3	LAP TIME	MPH	DIFF	TIME OF DAY			
1 - D1		65.2	1:53.020	53.5	1:36.456	32.1	4:30.993	57.81	2:00.954	13:08:41.645
2 - D1	1:31.826	119.8	1:28.814	94.9	41.086	89.0	3:41.726	70.66	1:11.687	13:12:23.371
3 - D1	1:24.384	137.5	1:22.949	78.5	1:00.563	36.1	3:47.896	68.74	1:17.857	13:16:11.267
4 - D1	1:37.887	96.0	1:43.915	50.6	39:53.094	58.1	43:14.896	6.03	40:44.857	13:59:26.163
5 - D1	1:17.107	82.0	1:38.177	72.1	52.365	73.0	3:47.649	68.82	1:17.610	14:03:13.812
6 - D1	58.718	108.4	1:23.031	86.4	47.080	89.4	3:08.829	82.97	38.790	14:06:22.641
7 - D1	44.480	147.8	1:08.426	95.1	38.895	88.5	2:31.801	103.21	1.762	14:08:54.442
8 - D1	43.563	147.4	1:10.131	95.8	39.164	89.5	2:32.858	102.49	2.819	14:11:27.300
9 - D1	43.256	151.8	1:08.582	94.6	38.328	88.7	2:30.166	104.33	0.127	14:13:57.466
10 - D1	43.143	151.1	1:08.484	93.5	38.710	88.5	2:30.337	104.21	0.298	14:16:27.803
11 - D1	43.245	150.4	1:08.288	96.1	38.506	89.3	2:30.039 (1)	104.42		14:18:57.842
12 - D1	43.400	150.4	1:08.409	95.7	38.972	89.0	2:30.781	103.90	0.742	14:21:28.623
13 - D1	43.371	150.1	1:08.486	94.6	38.338	89.3	2:30.195	104.31	0.156	14:23:58.818
14 - D1	43.313	150.1	1:08.418	96.5	38.334	89.9	2:30.065 (3)	104.40	0.026	14:26:28.883
15 - D1	43.084	150.1	1:08.503	96.1	38.455	89.3	2:30.042 (2)	104.42	0.003	14:28:58.925
16 - D1	43.000	150.1	1:08.886	95.0	38.730	89.5	2:30.616	104.02	0.577	14:31:29.541
17 - D1	43.102	150.1	1:10.108	94.3	39.518	89.5	2:32.728	102.58	2.689	14:34:02.269
18 - D1	43.470	149.1	1:10.071	93.2	IN PIT		2:40.197 P	97.80	10.158	14:36:42.466
19 - D2	OUTLAP	149.4	1:10.101	93.4	39.875	89.1	5:16.874	49.44	2:46.835	14:41:59.340
20 - D2	43.492	148.4	1:09.962	94.2	38.683	89.8	2:32.137	102.98	2.098	14:44:31.477
21 - D2	43.218	151.8	1:09.278	95.3	38.791	89.3	2:31.287	103.56	1.248	14:47:02.764
22 - D2	43.310	151.1	1:09.190	95.5	39.518	89.9	2:32.018	103.06	1.979	14:49:34.782
23 - D2	43.277	151.4	1:11.938	95.3	39.006	88.0	2:34.221	101.59	4.182	14:52:09.003
24 - D2	43.220	154.6	1:09.242	95.5	39.001	89.7	2:31.463	103.44	1.424	14:54:40.466
25 - D2	43.278	151.1	1:09.562	95.4	39.020	89.0	2:31.860	103.17	1.821	14:57:12.326
26 - D2	43.225	150.8	1:09.528	95.8	38.972	89.8	2:31.725	103.26	1.686	14:59:44.051
27 - D2	43.060	151.4	1:09.212	96.2	39.006	89.3	2:31.278	103.56	1.239	15:02:15.329
28 - D2	43.140	150.8	1:09.828	96.5	39.115	89.4	2:32.083	103.01	2.044	15:04:47.412
29 - D2	43.206	150.1	1:09.440	95.3	38.976	89.5	2:31.622	103.33	1.583	15:07:19.034
30 - D2	43.091	151.1	1:09.476	94.6	39.006	89.5	2:31.573	103.36	1.534	15:09:50.607
31 - D2	43.052	151.4	1:09.602	95.5	IN PIT		2:38.799 P	98.66	8.760	15:12:29.406
32 - D2	OUTLAP	150.4	1:09.731	95.5	38.992	89.7	2:48.137	93.18	18.098	15:15:17.543
33 - D2	42.975	151.8	1:10.029	93.3	38.962	90.0	2:31.966	103.09	1.927	15:17:49.509

2024 British GT Championship

RACE - ROUND 5 - SECTOR ANALYSIS

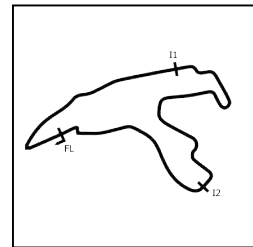


SECTOR 1 = FL to I1, SECTOR 2 = I1 to I2, SECTOR 3 = I2 to FL, DIFF = Difference To Personal Best Lap, P = Crossed Finish Line in Pit Lane, D = Time Disallowed

P20 58 GT4PA CWS Racing		Ginetta G56 GT4 Evo										
IDEAL LAP TIME : 2:30.883		BEST LAP TIME : 2:31.288			DIFFERENCE : 0.405							
D1: Colin WHITE		D2: Thomas HOLLAND										
LAP	SECTOR 1	SECTOR 2	SECTOR 3	LAP TIME	MPH	DIFF	TIME OF DAY					
1 - D1		109.1	1:37.890	51.7	1:38.563	39.3	4:47.906	54.41	2:16.618	13:08:58.558		
2 - D1	1:42.806	125.6	1:18.624	91.6	41.604	88.3	3:43.034	70.24	1:11.746	13:12:41.592		
3 - D1	1:41.312	130.5	1:12.488	94.2	52.829	33.0	3:46.629	69.13	1:15.341	13:16:28.221		
4 - D1	1:42.768	129.8	1:43.848	51.3	39:58.686	68.5	43:25.302	6.01	40:54.014	13:59:53.523		
5 - D1	1:09.512	64.0	1:31.350	79.9	54.235	87.2	3:35.097	72.83	1:03.809	14:03:28.620		
6 - D1	58.644	89.1	1:20.008	92.6	43.670	88.3	3:02.322	85.93	31.034	14:06:30.942		
7 - D1	46.604	126.3	1:12.260	93.9	39.834	87.9	2:38.698	98.72	7.410	14:09:09.640		
8 - D1	44.710	147.8	1:10.786	93.4	39.970	88.8	2:35.466	100.77	4.178	14:11:45.106		
9 - D1	45.845	145.5	1:10.684	96.2	39.013	90.0	2:35.542	100.72	4.254	14:14:20.648		
10 - D1	44.547	149.1	1:09.718	94.2	38.858	89.7	2:33.123	102.31	1.835	14:16:53.771		
11 - D1	44.484	145.2	1:10.156	95.3	39.368	88.3	2:34.008	101.73	2.720	14:19:27.779		
12 - D1	45.217	145.2	1:10.096	94.1	39.527	86.9	2:34.840	101.18	3.552	14:22:02.619		
13 - D1	44.763	148.1	1:09.466	95.8	38.856	90.3	2:33.085	102.34	1.797	14:24:35.704		
14 - D1	44.619	146.2	1:10.472	92.9	41.562	89.8	2:36.653	100.01	5.365	14:27:12.357		
15 - D1	45.065	134.2	1:11.415	96.4	IN PIT		2:44.251	P 95.38	12.963	14:29:56.608		
16 - D2	OUTLAP	150.4	1:09.573	96.8	39.023	90.0	4:51.793	53.69	2:20.505	14:34:48.401		
17 - D2	43.358	150.1	1:09.375	96.4	38.943	90.3	2:31.676	103.29	0.388	14:37:20.077		
18 - D2	43.347	150.4	1:09.118	96.8	38.827	90.4	2:31.292	(2) 103.55	0.004	14:39:51.369		
19 - D2	43.296	151.1	1:09.566	96.4	38.750	90.3	2:31.612	103.33	0.324	14:42:22.981		
20 - D2	43.280	151.1	1:09.185	97.2	38.867	90.4	2:31.332	(3) 103.53	0.044	14:44:54.313		
21 - D2	43.394	150.4	1:09.133	95.8	38.761	89.9	2:31.288	(1) 103.56		14:47:25.601		
22 - D2	43.475	150.4	1:09.134	96.9	38.851	90.6	2:31.460	103.44	0.172	14:49:57.061		
23 - D2	43.718	149.4	1:09.092	96.9	38.618	90.3	2:31.428	103.46	0.140	14:52:28.489		
24 - D2	43.637	151.4	1:09.361	96.5	39.347	90.8	2:32.345	102.84	1.057	14:55:00.834		
25 - D2	44.138	150.4	1:09.397	96.5	39.242	90.6	2:32.777	102.55	1.489	14:57:33.611		
26 - D2	43.569	150.1	1:09.191	96.5	39.149	90.4	2:31.909	103.13	0.621	15:00:05.520		
27 - D2	43.730	150.1	1:09.744	95.7	39.123	91.0	2:32.597	102.67	1.309	15:02:38.117		
28 - D2	43.385	150.8	1:09.361	95.5	38.666	91.3	2:31.412	103.47	0.124	15:05:09.529		
29 - D2	43.314	150.1	1:09.747	95.4	39.103	90.8	2:32.164	102.96	0.876	15:07:41.693		
30 - D2	43.590	150.1	1:09.071	96.9	38.874	90.8	2:31.535	103.39	0.247	15:10:13.228		
31 - D2	43.194	151.8	1:10.023	96.5	39.049	91.1	2:32.266	102.89	0.978	15:12:45.494		
32 - D2	43.590	151.4	1:09.807	96.8	39.541	91.0	2:32.938	102.44	1.650	15:15:18.432		
33 - D2	43.270	150.8	1:09.159	96.2	39.051	91.1	2:31.480	103.42	0.192	15:17:49.912		

2024 British GT Championship

RACE - ROUND 5 - SECTOR ANALYSIS

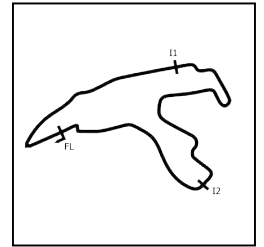


SECTOR 1 = FL to I1, SECTOR 2 = I1 to I2, SECTOR 3 = I2 to FL, DIFF = Difference To Personal Best Lap, P = Crossed Finish Line in Pit Lane, D = Time Disallowed

P21 44 GT4PA Toyota Gazoo Racing UK		Toyota GR Supra GT4 Evo								
IDEAL LAP TIME : 2:31.146		BEST LAP TIME : 2:31.720			DIFFERENCE : 0.574					
D1: Kavi JUNDU		D2: Dan VAUGHAN								
LAP	SECTOR 1	SECTOR 2	SECTOR 3	LAP TIME	MPH	DIFF	TIME OF DAY			
1 - D1		81.0	1:34.323	53.6	1:38.112	43.2	4:49.552	54.10	2:17.832	13:09:00.204
2 - D1	1:41.915	116.5	1:18.822	91.4	41.212	90.1	3:41.949	70.59	1:10.229	13:12:42.153
3 - D1	1:41.153	113.5	1:12.752	93.9	53.189	33.2	3:47.094	68.99	1:15.374	13:16:29.247
4 - D1	1:42.438	138.9	1:45.999	49.2	39:56.566	65.7	43:25.003	6.01	40:53.283	13:59:54.250
5 - D1	1:09.425	61.4	1:31.433	88.3	54.157	84.9	3:35.015	72.86	1:03.295	14:03:29.265
6 - D1	58.538	91.4	1:20.025	91.0	43.288	92.1	3:01.851	86.15	30.131	14:06:31.116
7 - D1	45.958	124.5	1:14.579	94.3	39.325	90.8	2:39.862	98.00	8.142	14:09:10.978
8 - D1	43.807	150.1	1:11.124	95.7	39.427	90.9	2:34.358	101.50	2.638	14:11:45.336
9 - D1	44.951	149.4	1:10.026	96.0	39.472	91.6	2:34.449	101.44	2.729	14:14:19.785
10 - D1	43.972	151.4	1:09.880	95.0	38.979	91.5	2:32.831	102.51	1.111	14:16:52.616
11 - D1	43.663	152.5	1:09.663	95.7	39.448	91.4	2:32.774	102.55	1.054	14:19:25.390
12 - D1	44.021	149.7	1:09.721	95.8	39.439	91.5	2:33.181	102.28	1.461	14:21:58.571
13 - D1	43.734	151.4	1:09.679	95.7	39.195	91.3	2:32.608	102.66	0.888	14:24:31.179
14 - D1	43.960	150.1	1:09.970	94.7	39.687	91.4	2:33.617	101.99	1.897	14:27:04.796
15 - D1	43.340	152.5	1:10.253	95.5	IN PIT		2:42.275	P 96.54	10.555	14:29:47.071
16 - D2	OUTLAP	149.4	1:09.777	94.9	38.947	90.0	5:00.765	52.09	2:29.045	14:34:47.836
17 - D2	43.818	150.8	1:10.037	96.0	39.029	90.3	2:32.884	102.47	1.164	14:37:20.720
18 - D2	43.766	152.1	1:09.308	96.6	39.690	90.4	2:32.764	102.56	1.044	14:39:53.484
19 - D2	43.775	152.5	1:09.207	95.4	38.738	90.0	2:31.720 (1)	103.26		14:42:25.204
20 - D2	43.514	152.5	1:09.732	96.1	38.927	90.5	2:32.173	102.95	0.453	14:44:57.377
21 - D2	43.595	151.4	1:09.690	96.0	39.058	90.6	2:32.343	102.84	0.623	14:47:29.720
22 - D2	43.430	151.4	1:10.119	95.5	38.933	90.1	2:32.482	102.74	0.762	14:50:02.202
23 - D2	43.679	151.1	1:10.356	96.5	38.816	90.6	2:32.851	102.50	1.131	14:52:35.053
24 - D2	43.437	151.4	1:09.873	96.5	39.029	90.4	2:32.339	102.84	0.619	14:55:07.392
25 - D2	43.429	152.1	1:09.898	96.2	38.984	91.0	2:32.311	102.86	0.591	14:57:39.703
26 - D2	43.337	151.4	1:09.661	96.6	39.007	90.6	2:32.005 (3)	103.07	0.285	15:00:11.708
27 - D2	43.281	152.1	1:09.496	96.1	39.011	90.6	2:31.788 (2)	103.21	0.068	15:02:43.496
28 - D2	43.456	152.1	1:09.866	95.1	39.285	89.9	2:32.607	102.66	0.887	15:05:16.103
29 - D2	43.365	152.5	1:10.023	95.3	38.904	91.0	2:32.292	102.87	0.572	15:07:48.395
30 - D2	43.201	152.5	1:10.235	95.1	39.126	90.9	2:32.562	102.69	0.842	15:10:20.957
31 - D2	43.278	152.1	1:10.322	95.5	38.902	91.3	2:32.502	102.73	0.782	15:12:53.459
32 - D2	43.483	151.4	1:09.583	96.8	39.001	91.0	2:32.067	103.03	0.347	15:15:25.526
33 - D2	43.458	153.5	1:10.387	92.5	39.293	91.1	2:33.138	102.30	1.418	15:17:58.664

2024 British GT Championship

RACE - ROUND 5 - SECTOR ANALYSIS

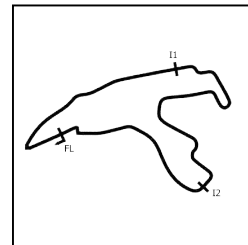


SECTOR 1 = FL to I1, SECTOR 2 = I1 to I2, SECTOR 3 = I2 to FL, DIFF = Difference To Personal Best Lap, P = Crossed Finish Line in Pit Lane, D = Time Disallowed

P22 95 GT4S RACELAB		McLaren Artura GT4								
IDEAL LAP TIME : 2:30.046		BEST LAP TIME : 2:30.410			DIFFERENCE : 0.364					
D1: Sai SANJAY		D2: Callum DAVIES								
LAP	SECTOR 1	SECTOR 2	SECTOR 3	LAP TIME	MPH	DIFF	TIME OF DAY			
1 - D1		134.4	1:10.630	94.9	57.443	40.6	5:05.073	51.35	2:34.663	13:09:15.725
2 - D1	1:27.913	137.7	1:18.622	83.7	41.440	88.5	3:27.975	75.33	57.565	13:12:43.700
3 - D1	1:40.902	138.9	1:11.765	92.8	53.776	32.1	3:46.443	69.18	1:16.033	13:16:30.143
4 - D1	1:44.213	139.5	1:44.039	49.3	39:56.585	73.6	43:24.837	6.01	40:54.427	13:59:54.980
5 - D1	1:09.030	62.1	1:31.831	88.7	54.214	83.0	3:35.075	72.84	1:04.665	14:03:30.055
6 - D1	58.474	89.3	1:19.797	88.8	43.333	89.3	3:01.604	86.27	31.194	14:06:31.659
7 - D1	45.695	141.2	1:09.671	95.8	39.366	89.7	2:34.732	101.25	4.322	14:09:06.391
8 - D1	43.689	149.4	1:10.549	91.3	40.144	88.4	2:34.382	101.48	3.972	14:11:40.773
9 - D1	44.148	147.4	1:10.076	94.1	39.934	87.0	2:34.158	101.63	3.748	14:14:14.931
10 - D1	44.203	147.4	1:08.687	94.2	38.942	89.1	2:31.832	103.18	1.422	14:16:46.763
11 - D1	43.833	148.1	1:08.443	95.3	38.687	89.2	2:30.963 (2)	103.78	0.553	14:19:17.726
12 - D1	43.492	148.1	1:08.708	95.3	39.693	89.2	2:31.893	103.14	1.483	14:21:49.619
13 - D1	43.423	149.4	1:08.600	94.9	38.387	89.2	2:30.410 (1)	104.16		14:24:20.029
14 - D1	43.725	148.7	1:09.075	94.6	38.609	89.3	2:31.409	103.47	0.999	14:26:51.438
15 - D1	43.625	149.1	1:09.904	94.7	39.328	88.5	2:32.857	102.49	2.447	14:29:24.295
16 - D1	43.750	147.8	1:08.985	94.3	38.692	89.2	2:31.427	103.46	1.017	14:31:55.722
17 - D1	43.899	147.1	1:09.373	94.2	IN PIT		2:39.750 P	98.07	9.340	14:34:35.472
18 - D2	OUTLAP	144.6	1:10.690	94.7	38.897	88.7	5:11.335	50.32	2:40.925	14:39:46.807
19 - D2	43.669	148.1	1:09.453	93.7	38.662	89.4	2:31.784	103.22	1.374	14:42:18.591
20 - D2	43.612	148.4	1:09.005	94.7	38.685	89.5	2:31.302 (3)	103.55	0.892	14:44:49.893
21 - D2	43.592	148.4	1:09.119	94.2	38.779	89.5	2:31.490	103.42	1.080	14:47:21.383
22 - D2	43.456	149.7	1:09.632	94.6	38.666	89.3	2:31.754	103.24	1.344	14:49:53.137
23 - D2	43.658	149.1	1:09.313	95.3	38.860	89.5	2:31.831	103.19	1.421	14:52:24.968
24 - D2	43.508	149.1	1:10.731	95.0	38.838	89.2	2:33.077	102.35	2.667	14:54:58.045
25 - D2	45.842	146.5	1:09.360	94.9	39.187	89.0	2:34.389	101.48	3.979	14:57:32.434
26 - D2	43.310	149.1	1:09.161	95.1	39.019	89.3	2:31.490	103.42	1.080	15:00:03.924
27 - D2	43.435	149.7	1:10.011	94.6	38.884	90.5	2:32.330	102.85	1.920	15:02:36.254
28 - D2	43.375	148.4	1:09.245	91.8	39.046	89.8	2:31.666	103.30	1.256	15:05:07.920
29 - D2	43.323	149.4	1:09.763	94.2	38.973	89.7	2:32.059	103.03	1.649	15:07:39.979
30 - D2	43.441	149.1	1:09.527	93.5	39.765	89.7	2:32.733	102.58	2.323	15:10:12.712
31 - D2	43.340	150.1	1:09.975	95.3	39.210	89.4	2:32.525	102.72	2.115	15:12:45.237
32 - D2	44.372	149.7	1:09.825	95.5	39.558	89.9	2:33.755	101.89	3.345	15:15:18.992
33 - D2	43.216	149.7	1:10.696	94.1	38.791	90.4	2:32.703	102.60	2.293	15:17:51.695

2024 British GT Championship

RACE - ROUND 5 - SECTOR ANALYSIS

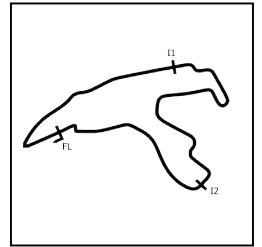


SECTOR 1 = FL to I1, SECTOR 2 = I1 to I2, SECTOR 3 = I2 to FL, DIFF = Difference To Personal Best Lap, P = Crossed Finish Line in Pit Lane, D = Time Disallowed

P23 90 GT4S Optimum Motorsport		McLaren Artura GT4								
IDEAL LAP TIME : 2:30.085		BEST LAP TIME : 2:30.583			DIFFERENCE : 0.498					
D1: Zac MEAKIN		D2: Jack BROWN								
LAP	SECTOR 1	SECTOR 2	SECTOR 3	LAP TIME	MPH	DIFF	TIME OF DAY			
1 - D1		119.4	1:39.583	53.6	1:38.243	36.6	4:40.288	55.89	2:09.705	13:08:50.940
2 - D1	1:34.055	136.3	1:24.663	93.8	41.359	89.9	3:40.077	71.19	1:09.494	13:12:31.017
3 - D1	1:28.508	137.2	1:17.171	69.2	1:02.308	31.0	3:47.987	68.72	1:17.404	13:16:19.004
4 - D1	1:39.496	137.7	1:44.893	49.9	39:57.737	63.3	43:22.126	6.02	40:51.543	13:59:41.130
5 - D1	1:13.818	73.9	1:33.113	62.5	52.422	90.1	3:39.353	71.42	1:08.770	14:03:20.483
6 - D1	1:00.187	74.6	1:21.172	92.6	45.131	91.0	3:06.490	84.01	35.907	14:06:26.973
7 - D1	44.332	152.1	1:10.950	94.9	38.956	89.4	2:34.238	101.58	3.655	14:09:01.211
8 - D1	44.213	153.9	1:09.390	90.1	38.927	90.1	2:32.530	102.71	1.947	14:11:33.741
9 - D1	43.702	151.1	1:09.075	95.3	38.569	90.6	2:31.346	103.52	0.763	14:14:05.087
10 - D1	43.108	151.4	1:09.022	95.4	38.453	90.8	2:30.583 (1)	104.04		14:16:35.670
11 - D1	43.296	151.1	1:09.033	95.3	38.862	90.6	2:31.191	103.62	0.608	14:19:06.861
12 - D1	43.502	149.4	1:09.027	96.0	38.902	90.1	2:31.431	103.46	0.848	14:21:38.292
13 - D1	45.113	144.9	1:08.968	95.1	38.690	90.5	2:32.771	102.55	2.188	14:24:11.063
14 - D1	43.172	150.1	1:08.855	95.5	38.823	90.5	2:30.850	103.86	0.267	14:26:41.913
15 - D1	43.095	150.8	1:08.941	95.5	38.817	90.3	2:30.853	103.85	0.270	14:29:12.766
16 - D1	43.432	149.7	1:09.763	94.9	IN PIT		2:39.674 P	98.12	9.091	14:31:52.440
17 - D2	OUTLAP	144.6	1:09.027	94.3	38.993	89.9	5:24.578	48.27	2:53.995	14:37:17.018
18 - D2	43.533	148.4	1:08.603	95.0	38.640	90.0	2:30.776 (3)	103.91	0.193	14:39:47.794
19 - D2	43.349	148.4	1:09.854	91.5	38.731	89.4	2:31.934	103.12	1.351	14:42:19.728
20 - D2	43.279	150.8	1:08.709	94.3	38.741	90.0	2:30.729 (2)	103.94	0.146	14:44:50.457
21 - D2	43.204	150.1	1:09.299	94.9	38.854	89.8	2:31.357	103.51	0.774	14:47:21.814
22 - D2	43.195	149.7	1:09.936	95.1	38.741	90.4	2:31.872	103.16	1.289	14:49:53.686
23 - D2	43.886	150.4	1:09.183	94.1	38.615	90.0	2:31.684	103.29	1.101	14:52:25.370
24 - D2	43.681	147.4	1:10.619	94.6	38.671	90.5	2:32.971	102.42	2.388	14:54:58.341
25 - D2	45.532	145.2	1:09.716	95.0	39.177	90.1	2:34.425	101.45	3.842	14:57:32.766
26 - D2	43.149	150.1	1:09.395	94.7	38.953	91.1	2:31.497	103.41	0.914	15:00:04.263
27 - D2	43.232	150.4	1:10.070	94.7	39.136	91.1	2:32.438	102.77	1.855	15:02:36.701
28 - D2	43.075	149.4	1:09.375	94.9	39.166	90.0	2:31.616	103.33	1.033	15:05:08.317
29 - D2	43.296	150.8	1:09.743	93.9	39.224	90.4	2:32.263	102.89	1.680	15:07:40.580
30 - D2	43.303	150.4	1:09.358	94.9	38.691	90.4	2:31.352	103.51	0.769	15:10:11.932
31 - D2	43.029	151.4	1:12.469	94.7	38.745	90.8	2:34.243	101.57	3.660	15:12:46.175
32 - D2	44.093	149.7	1:09.359	96.4	39.759	90.8	2:33.211	102.26	2.628	15:15:19.386
33 - D2	43.303	150.4	1:10.609	95.1	38.873	90.4	2:32.785	102.54	2.202	15:17:52.171

2024 British GT Championship

RACE - ROUND 5 - SECTOR ANALYSIS

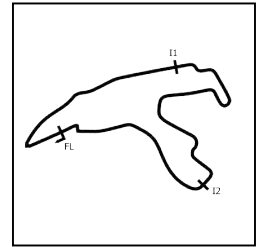


SECTOR 1 = FL to I1, SECTOR 2 = I1 to I2, SECTOR 3 = I2 to FL, DIFF = Difference To Personal Best Lap, P = Crossed Finish Line in Pit Lane, D = Time Disallowed

P24 12 GT4PA Paddock Motorsport		Mercedes-AMG GT4										
IDEAL LAP TIME : 2:30.152		BEST LAP TIME : 2:30.622			DIFFERENCE : 0.470							
D1: Ed MCDERMOTT		D2: Matt COWLEY										
LAP	SECTOR 1	SECTOR 2	SECTOR 3	LAP TIME	MPH	DIFF	TIME OF DAY					
1 - D1		122.4	1:38.878	54.7	1:38.199	36.4	4:41.829	55.59	2:11.207	13:08:52.481		
2 - D1	1:35.197	140.3	1:23.848	92.9	41.265	89.5	3:40.310	71.11	1:09.688	13:12:32.791		
3 - D1	1:30.050	140.6	1:15.246	80.4	1:02.511	28.9	3:47.807	68.77	1:17.185	13:16:20.598		
4 - D1	1:41.153	140.9	1:44.118	49.4	39:58.183	73.7	43:23.454	6.01	40:52.832	13:59:44.052		
5 - D1	1:13.192	87.2	1:32.299	66.9	52.752	86.2	3:38.243	71.78	1:07.621	14:03:22.295		
6 - D1	59.907	92.1	1:20.810	92.9	44.794	90.6	3:05.511	84.45	34.889	14:06:27.806		
7 - D1	44.738	150.8	1:11.872	93.4	40.170	89.1	2:36.780	99.93	6.158	14:09:04.586		
8 - D1	44.859	138.0	1:10.956	91.4	39.873	89.9	2:35.688	100.63	5.066	14:11:40.274		
9 - D1	44.502	150.1	1:09.949	94.9	40.337	89.7	2:34.788	101.21	4.166	14:14:15.062		
10 - D1	44.910	149.7	1:10.556	93.8	39.647	90.1	2:35.113	101.00	4.491	14:16:50.175		
11 - D1	44.451	148.4	1:10.457	92.0	39.865	89.8	2:34.773	101.22	4.151	14:19:24.948		
12 - D1	44.568	146.5	1:10.689	93.8	39.984	88.7	2:35.241	100.92	4.619	14:22:00.189		
13 - D1	44.808	149.1	1:10.089	94.3	39.677	89.8	2:34.574	101.35	3.952	14:24:34.763		
14 - D1	44.457	148.7	1:11.031	95.1	39.949	89.9	2:35.437	100.79	4.815	14:27:10.200		
15 - D1	44.527	148.1	1:11.483	94.9	IN PIT		2:43.290	P 95.94	12.668	14:29:53.490		
16 - D2	OUTLAP	149.4	1:08.891	95.7	38.960	89.8	4:51.148	53.81	2:20.526	14:34:44.638		
17 - D2	44.351	148.1	1:09.645	95.3	39.007	90.0	2:33.003	102.39	2.381	14:37:17.641		
18 - D2	43.649	150.1	1:08.907	95.1	38.854	90.1	2:31.410	103.47	0.788	14:39:49.051		
19 - D2	43.427	151.1	1:09.541	96.8	38.860	90.3	2:31.828	103.19	1.206	14:42:20.879		
20 - D2	43.656	151.1	1:09.170	95.3	38.772	90.1	2:31.598	103.34	0.976	14:44:52.477		
21 - D2	43.520	151.4	1:08.940	96.9	IN PIT		2:38.170	P 99.05	7.548	14:47:30.647		
22 - D2	OUTLAP	150.1	1:09.364	96.8	38.963	90.4	2:46.894	93.87	16.272	14:50:17.541		
23 - D2	43.094	151.8	1:08.962	96.2	38.665	89.8	2:30.721	(2) 103.95	0.099	14:52:48.262		
24 - D2	43.207	151.8	1:08.756	96.4	39.115	90.6	2:31.078	103.70	0.456	14:55:19.340		
25 - D2	43.273	151.4	1:08.704	97.1	38.750	90.6	2:30.727	(3) 103.94	0.105	14:57:50.067		
26 - D2	43.209	151.8	1:08.853	96.6	38.950	90.4	2:31.012	103.75	0.390	15:00:21.079		
27 - D2	43.133	151.8	1:08.966	96.4	39.061	90.1	2:31.160	103.64	0.538	15:02:52.239		
28 - D2	43.014	152.1	1:09.054	95.8	38.554	90.3	2:30.622	(1) 104.01		15:05:22.861		
29 - D2	42.894	152.8	1:09.061	97.3	38.813	90.1	2:30.768	103.91	0.146	15:07:53.629		
30 - D2	43.022	152.8	1:09.695	96.0	38.688	89.8	2:31.405	103.48	0.783	15:10:25.034		
31 - D2	43.003	152.8	1:09.372	94.5	38.933	90.3	2:31.308	103.54	0.686	15:12:56.342		
32 - D2	42.989	152.8	1:09.286	93.7	39.777	90.4	2:32.052	103.04	1.430	15:15:28.394		
33 - D2	43.027	153.2	1:09.507	95.3	38.636	90.8	2:31.170	103.64	0.548	15:17:59.564		

2024 British GT Championship

RACE - ROUND 5 - SECTOR ANALYSIS

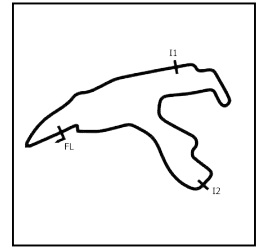


SECTOR 1 = FL to I1, SECTOR 2 = I1 to I2, SECTOR 3 = I2 to FL, DIFF = Difference To Personal Best Lap, P = Crossed Finish Line in Pit Lane, D = Time Disallowed

P25 62 GT4S Academy Motorsport		Ford Mustang GT4 2024										
IDEAL LAP TIME : 2:30.924		BEST LAP TIME : 2:31.278			DIFFERENCE : 0.354							
D1: Will MOORE		D2: Matt NICOLL-JONES										
LAP	SECTOR 1	SECTOR 2	SECTOR 3	LAP TIME	MPH	DIFF	TIME OF DAY					
1 - D1		116.1	1:37.511	55.0	1:38.303	38.0	4:42.596	55.44	2:11.318	13:08:53.248		
2 - D1	1:36.231	128.5	1:22.905	95.4	41.189	92.4	3:40.325	71.11	1:09.047	13:12:33.573		
3 - D1	1:30.751	135.2	1:14.742	88.8	1:02.563	27.7	3:48.056	68.70	1:16.778	13:16:21.629		
4 - D1	1:42.391	141.2	1:43.167	55.0	39:58.397	72.7	43:23.955	6.01	40:52.677	13:59:45.584		
5 - D1	1:13.432	76.3	1:31.971	74.0	53.281	76.5	3:38.684	71.64	1:07.406	14:03:24.268		
6 - D1	58.832	90.0	1:21.117	94.5	44.225	92.9	3:04.174	85.06	32.896	14:06:28.442		
7 - D1	43.459	154.2	1:11.863	95.3	39.147	92.1	2:34.469	101.42	3.191	14:09:02.911		
8 - D1	42.909	150.4	1:10.270	96.1	39.256	91.5	2:32.435	102.78	1.157	14:11:35.346		
9 - D1	42.992	155.7	1:10.300	95.8	38.776	92.6	2:32.068	103.02	0.790	14:14:07.414		
10 - D1	43.043	156.0	1:10.017	94.9	38.948	92.3	2:32.008	103.07	0.730	14:16:39.422		
11 - D1	42.961	155.7	1:09.904	96.9	39.087	92.8	2:31.952	103.10	0.674	14:19:11.374		
12 - D1	42.932	156.0	1:09.679	97.1	38.667	92.6	2:31.278 (1)	103.56		14:21:42.652		
13 - D1	42.854	157.5	1:10.381	96.8	38.890	91.1	2:32.125	102.99	0.847	14:24:14.777		
14 - D1	42.885	154.9	1:10.240	96.2	38.887	92.5	2:32.012	103.06	0.734	14:26:46.789		
15 - D1	42.715	156.7	1:10.573	96.4	IN PIT		2:39.820 P	98.03	8.542	14:29:26.609		
16 - D2	OUTLAP	153.2	1:10.419	96.1	IN PIT		5:13.509 P	49.97	2:42.231	14:34:40.118		
17 - D2	OUTLAP	139.8	1:09.709	96.8	38.674	92.1	2:47.349	93.62	16.071	14:37:27.467		
18 - D2	42.931	155.3	1:09.993	95.7	38.960	91.8	2:31.884	103.15	0.606	14:39:59.351		
19 - D2	42.842	155.3	1:09.622	96.4	38.824	91.9	2:31.288 (2)	103.56	0.010	14:42:30.639		
20 - D2	42.941	154.6	1:10.142	93.3	38.647	91.9	2:31.730	103.25	0.452	14:45:02.369		
21 - D2	42.655	156.7	1:10.168	96.6	39.214	92.6	2:32.037	103.05	0.759	14:47:34.406		
22 - D2	42.749	155.7	1:10.312	97.2	38.854	92.3	2:31.915	103.13	0.637	14:50:06.321		
23 - D2	42.664	155.7	1:11.086	96.4	39.150	92.1	2:32.900	102.46	1.622	14:52:39.221		
24 - D2	42.966	153.2	1:10.541	96.1	IN PIT		2:47.098 P	93.76	15.820	14:55:26.319		
25 - D2	OUTLAP	153.9	1:09.821	97.5	39.078	92.6	2:47.630	93.46	16.352	14:58:13.949		
26 - D2	42.957	154.6	1:10.465	97.5	39.223	92.8	2:32.645	102.64	1.367	15:00:46.594		
27 - D2	42.810	155.7	1:09.858	97.2	38.920	92.5	2:31.588 (3)	103.35	0.310	15:03:18.182		
28 - D2	42.813	154.9	1:10.372	97.1	39.000	92.5	2:32.185	102.95	0.907	15:05:50.367		
29 - D2	42.661	153.2	1:10.510	96.1	39.111	92.3	2:32.282	102.88	1.004	15:08:22.649		
30 - D2	42.830	156.0	1:11.854	97.9	39.309	92.6	2:33.993	101.74	2.715	15:10:56.642		
31 - D2	44.144	149.1	1:11.132	86.1	39.511	91.4	2:34.787	101.21	3.509	15:13:31.429		
32 - D2	43.328	155.3	1:11.694	97.1	39.345	92.1	2:34.367	101.49	3.089	15:16:05.796		
33 - D2	42.877	153.5	1:10.819	97.2	39.814	86.4	2:33.510	102.06	2.232	15:18:39.306		

2024 British GT Championship

RACE - ROUND 5 - SECTOR ANALYSIS

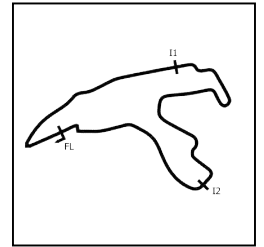


SECTOR 1 = FL to I1, SECTOR 2 = I1 to I2, SECTOR 3 = I2 to FL, DIFF = Difference To Personal Best Lap, P = Crossed Finish Line in Pit Lane, D = Time Disallowed

P26 32 GT3SA J&S Racing		Audi R8 LMS GT3 EVO II								
IDEAL LAP TIME : 2:24.520		BEST LAP TIME : 2:24.923		DIFFERENCE : 0.403						
D1: Sacha KAKAD		D2: Hugo COOK								
LAP	SECTOR 1	SECTOR 2		SECTOR 3		LAP TIME	MPH	DIFF	TIME OF DAY	
1 - D1		92.8	1:35.541	47.8	IN PIT		4:57.045 P	52.74	2:32.122	13:09:07.697
2 - D1	OUTLAP	134.7	1:12.167	96.5	IN PIT		5:49.692 P	44.80	3:24.769	13:14:57.389
3 - D1	OUTLAP	83.5	1:28.916	79.4	55.247	76.5	48:37.561	5.37	46:12.638	14:03:34.950
4 - D1	58.801	85.7	1:19.264	95.0	40.937	98.5	2:59.002	87.52	34.079	14:06:33.952
5 - D1	43.304	152.8	1:08.906	98.6	39.088	98.5	2:31.298	103.55	6.375	14:09:05.250
6 - D1	42.339	160.9	1:08.711	92.0	38.006	98.8	2:29.056	105.11	4.133	14:11:34.306
7 - D1	42.249	148.1	1:09.391	99.2	37.591	99.2	2:29.231	104.98	4.308	14:14:03.537
8 - D1	42.149	158.6	1:08.125	100.6	37.359	99.5	2:27.633	106.12	2.710	14:16:31.170
9 - D1	42.165	157.5	1:06.862	102.1	37.795	98.5	2:26.822	106.71	1.899	14:18:57.992
10 - D1	41.822	157.1	1:07.057	99.8	IN PIT		2:35.555 P	100.72	10.632	14:21:33.547
11 - D1	OUTLAP	158.6	1:06.785	101.2	37.635	98.8	3:21.205	77.86	56.282	14:24:54.752
12 - D1	43.235	133.1	1:10.491	98.3	38.462	90.9	2:32.188	102.94	7.265	14:27:26.940
13 - D1	43.070	158.2	1:09.183	99.4	38.670	97.5	2:30.923	103.81	6.000	14:29:57.863
14 - D1	41.713	158.6	1:10.026	96.8	39.036	98.5	2:30.775	103.91	5.852	14:32:28.638
15 - D1	41.399	158.6	1:07.732	102.4	39.188	98.3	2:28.319	105.63	3.396	14:34:56.957
16 - D1	41.949	158.2	1:08.085	96.9	IN PIT		2:37.303 P	99.60	12.380	14:37:34.260
17 - D2	OUTLAP	153.9	1:07.916	100.1	38.104	98.8	4:19.986	60.26	1:55.063	14:41:54.246
18 - D2	41.877	158.2	1:07.074	100.3	37.643	99.4	2:26.594	106.87	1.671	14:44:20.840
19 - D2	41.427	157.9	1:06.799	98.1	37.445	99.7	2:25.671 (3)	107.55	0.748	14:46:46.511
20 - D2	41.720	152.8	1:07.010	101.0	38.680	100.1	2:27.410	106.28	2.487	14:49:13.921
21 - D2	41.583	141.8	1:06.948	100.4	37.560	99.7	2:26.091	107.24	1.168	14:51:40.012
22 - D2	41.445	159.0	1:06.241	103.0	37.237	99.7	2:24.923 (1)	108.10		14:54:04.935
23 - D2	41.042	157.9	1:06.479	101.3	37.583	99.5	2:25.104 (2)	107.97	0.181	14:56:30.039
24 - D2	42.972	142.7	1:06.447	100.7	41.224	85.3	2:30.643	104.00	5.720	14:59:00.682
25 - D2	45.509	152.1	1:07.246	99.8	38.254	99.7	2:31.009	103.75	6.086	15:01:31.691
26 - D2	41.854	153.9	1:11.013	89.3	46.530	84.0	2:39.397	98.29	14.474	15:04:11.088
27 - D2	45.583	122.0	1:12.833	90.0	IN PIT		2:54.262 P	89.90	29.339	15:07:05.350
28 - D2	OUTLAP	123.8	1:17.757	83.2	46.910	86.7	5:03.452	51.63	2:38.529	15:12:08.802
29 - D2	55.977	117.7	1:22.943	91.1	53.851	91.8	3:12.771	81.27	47.848	15:15:21.573
30 - D2	57.432	117.1	1:24.353	78.8	50.857	79.2	3:12.642	81.32	47.719	15:18:34.215

2024 British GT Championship

RACE - ROUND 5 - SECTOR ANALYSIS

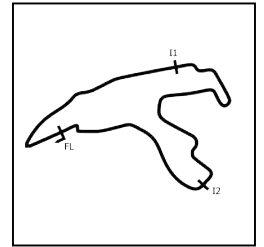


SECTOR 1 = FL to I1, SECTOR 2 = I1 to I2, SECTOR 3 = I2 to FL, DIFF = Difference To Personal Best Lap, P = Crossed Finish Line in Pit Lane, D = Time Disallowed

P27 87 GT3PA Blackthorn		Aston Martin Vantage AMR GT3 Evo								
IDEAL LAP TIME : 2:16.435		BEST LAP TIME : 2:16.772			DIFFERENCE : 0.337					
D1: Giacomo PETROBELLI		D2: Jonny ADAM								
LAP	SECTOR 1	SECTOR 2	SECTOR 3	LAP TIME	MPH	DIFF	TIME OF DAY			
1 - D1		110.9	1:22.511	99.5	54.497	53.9	3:03.182	85.52	46.410	13:07:13.834
2 - D1	1:46.419	100.9	1:42.656	56.5	1:00.877	78.5	4:29.952	58.03	2:13.180	13:11:43.786
3 - D1	1:39.139	57.7	1:39.574	63.0	58.907	61.5	4:17.620	60.81	2:00.848	13:16:01.406
4 - D1	1:34.809	83.9	1:43.439	54.0	39:49.186	0.1	43:07.434	6.05	40:50.662	13:59:08.840
5 - D1	1:22.170	76.0	1:41.791	40.6	51.090	64.9	3:55.051	66.65	1:38.279	14:03:03.891
6 - D1	55.625	129.0	1:29.258	57.2	48.840	98.9	3:13.723	80.87	56.951	14:06:17.614
7 - D1	40.331	162.0	1:03.743	104.0	35.277	99.2	2:19.351	112.43	2.579	14:08:36.965
8 - D1	39.708	164.0	1:03.642	104.6	35.143	99.2	2:18.493	113.12	1.721	14:10:55.458
9 - D1	39.668	165.2	1:03.232	105.0	35.068	99.4	2:17.968	113.55	1.196	14:13:13.426
10 - D1	39.588	164.4	1:03.069	105.1	35.078	98.8	2:17.735	113.75	0.963	14:15:31.161
11 - D1	39.453	164.8	1:03.105	105.0	35.248	99.2	2:17.806	113.69	1.034	14:17:48.967
12 - D1	39.254	165.2	1:03.287	105.0	34.999	100.0	2:17.540	113.91	0.768	14:20:06.507
13 - D1	39.415	164.4	1:03.277	105.6	34.978	99.5	2:17.670	113.80	0.898	14:22:24.177
14 - D1	39.291	165.2	1:05.116	105.6	34.936	99.8	2:19.343	112.43	2.571	14:24:43.520
15 - D1	39.378	165.2	1:04.679	105.0	35.990	98.9	2:20.047	111.87	3.275	14:27:03.567
16 - D1	39.623	164.4	1:03.407	105.3	35.033	99.7	2:18.063	113.48	1.291	14:29:21.630
17 - D1	39.251	165.6	1:05.414	91.4	35.717	99.2	2:20.382	111.60	3.610	14:31:42.012
18 - D1	39.561	164.4	1:03.615	105.8	IN PIT		2:26.819	P 106.71	10.047	14:34:08.831
19 - D2	OUTLAP	158.6	1:03.509	103.8	35.494	99.5	4:09.153	62.88	1:52.381	14:38:17.984
20 - D2	39.894	161.3	1:02.643	105.3	35.096	99.7	2:17.633	113.83	0.861	14:40:35.617
21 - D2	39.560	162.8	1:02.248	104.0	34.997	99.4	2:16.805	(3) 114.52	0.033	14:42:52.422
22 - D2	39.518	162.0	1:02.459	105.5	35.080	98.9	2:17.057	114.31	0.285	14:45:09.479
23 - D2	39.391	163.2	1:03.003	105.5	35.069	99.7	2:17.463	113.97	0.691	14:47:26.942
24 - D2	39.382	163.6	1:04.397	104.6	35.037	99.7	2:18.816	112.86	2.044	14:49:45.758
25 - D2	39.483	163.6	1:03.449	105.3	35.226	99.8	2:18.158	113.40	1.386	14:52:03.916
26 - D2	39.512	163.2	1:03.535	100.1	35.831	99.8	2:18.878	112.81	2.106	14:54:22.794
27 - D2	39.469	163.2	1:02.660	105.3	35.033	99.8	2:17.162	114.22	0.390	14:56:39.956
28 - D2	39.291	163.2	1:02.466	106.3	35.015	99.8	2:16.772	(1) 114.55		14:58:56.728
29 - D2	39.255	163.2	1:02.574	106.1	34.946	100.0	2:16.775	(2) 114.54	0.003	15:01:13.503

2024 British GT Championship

RACE - ROUND 5 - SECTOR ANALYSIS

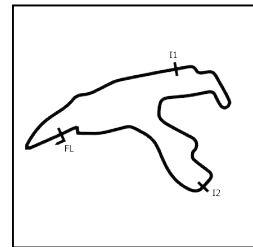


SECTOR 1 = FL to I1, SECTOR 2 = I1 to I2, SECTOR 3 = I2 to FL, DIFF = Difference To Personal Best Lap, P = Crossed Finish Line in Pit Lane, D = Time Disallowed

P28 20 GT4PA Mahiki Racing		Lotus Emira GT4								
IDEAL LAP TIME : 2:29.294		BEST LAP TIME : 2:29.481		DIFFERENCE : 0.187						
D1: Ian DUGGAN		D2: Gordie MUTCH								
LAP	SECTOR 1	SECTOR 2	SECTOR 3	LAP TIME	MPH	DIFF	TIME OF DAY			
1 - D1	OUTLAP	88.8	1:28.639	84.2	55.396	87.4	59:25.883	4.39	56:56.402	14:03:36.535
2 - D1	58.507	73.9	1:19.142	91.6	42.019	90.0	2:59.668	87.20	30.187	14:06:36.203
3 - D1	45.584	142.4	1:11.962	95.8	39.515	89.4	2:37.061	99.75	7.580	14:09:13.264
4 - D1	44.552	147.8	1:11.210	95.7	39.677	89.5	2:35.439	100.79	5.958	14:11:48.703
5 - D1	44.792	143.0	1:11.901	94.7	40.133	89.3	2:36.826	99.90	7.345	14:14:25.529
6 - D1	44.838	144.6	1:12.298	95.0	40.107	89.8	2:37.243	99.63	7.762	14:17:02.772
7 - D1	44.995	142.1	1:11.706	95.3	40.115	89.5	2:36.816	99.91	7.335	14:19:39.588
8 - D1	44.609	146.2	1:11.294	95.3	40.154	89.3	2:36.057	100.39	6.576	14:22:15.645
9 - D1	44.745	143.0	1:12.353	96.2	39.610	89.7	2:36.708	99.97	7.227	14:24:52.353
10 - D1	44.724	130.0	1:13.409	94.7	39.959	89.3	2:38.092	99.10	8.611	14:27:30.445
11 - D1	44.615	145.5	1:12.174	93.3	40.364	89.4	2:37.153	99.69	7.672	14:30:07.598
12 - D1	45.220	139.2	1:12.152	94.2	39.815	89.4	2:37.187	99.67	7.706	14:32:44.785
13 - D1	44.865	144.3	1:11.701	95.0	40.044	90.0	2:36.610	100.04	7.129	14:35:21.395
14 - D1	44.461	146.2	1:11.960	94.7	39.873	90.1	2:36.294	100.24	6.813	14:37:57.689
15 - D1	44.755	144.9	1:11.963	95.1	39.650	90.5	2:36.368	100.19	6.887	14:40:34.057
16 - D1	44.835	146.5	1:12.836	95.5	39.964	89.7	2:37.635	99.39	8.154	14:43:11.692
17 - D1	44.556	140.1	1:12.769	94.1	IN PIT		2:45.642	P 94.58	16.161	14:45:57.334
18 - D2	OUTLAP	145.5	1:09.094	86.4	39.213	90.4	4:55.003	53.10	2:25.522	14:50:52.337
19 - D2	43.252	150.1	1:08.241	97.8	38.242	90.4	2:29.735	(2) 104.63	0.254	14:53:22.072
20 - D2	43.029	150.1	1:08.198	97.3	38.254	90.6	2:29.481	(1) 104.81		14:55:51.553
21 - D2	43.084	151.1	1:08.345	97.3	38.469	90.4	2:29.898	(3) 104.52	0.417	14:58:21.451
22 - D2	43.003	151.4	1:08.617	97.6	38.323	90.6	2:29.943	104.48	0.462	15:00:51.394
23 - D2	43.013	150.8	1:08.635	97.9	38.507	90.4	2:30.155	104.34	0.674	15:03:21.549
24 - D2	42.973	148.4	1:08.914	96.4	38.570	90.5	2:30.457	104.13	0.976	15:05:52.006
25 - D2	42.854	152.5	1:09.515	96.0	38.820	90.9	2:31.189	103.62	1.708	15:08:23.195
26 - D2	42.893	151.1	1:09.526	96.2	38.636	90.3	2:31.055	103.72	1.574	15:10:54.250
27 - D2	42.910	151.8	1:09.266	97.1	38.532	90.6	2:30.708	103.95	1.227	15:13:24.958
28 - D2	43.024	151.1	1:09.011	97.6	38.397	90.4	2:30.432	104.15	0.951	15:15:55.390
29 - D2	42.864	151.4	1:08.996	97.3	38.604	90.5	2:30.464	104.12	0.983	15:18:25.854

2024 British GT Championship

RACE - ROUND 5 - SECTOR ANALYSIS



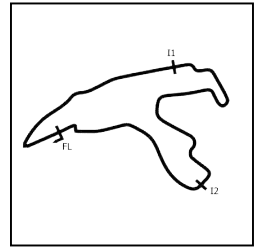
SECTOR 1 = FL to I1, SECTOR 2 = I1 to I2, SECTOR 3 = I2 to FL, DIFF = Difference To Personal Best Lap, P = Crossed Finish Line in Pit Lane, D = Time Disallowed

P29 99 GT3PA Greystone GT				McLaren 720S GT3 Evo						
IDEAL LAP TIME : 2:17.402		BEST LAP TIME : 2:17.879		DIFFERENCE : 0.477						
D1: Andrey BORODIN		D2: Oliver WEBB								
LAP	SECTOR 1	SECTOR 2	SECTOR 3	LAP TIME	MPH	DIFF	TIME OF DAY			
1 - D1		132.8	1:40.480	51.2	1:37.806	41.5	4:37.030	56.55	2:19.151	13:08:47.682
2 - D1	1:31.147	124.5	1:28.618	98.2	40.745	96.9	3:40.510	71.05	1:22.631	13:12:28.192
3 - D1	1:24.877	144.6	1:21.676	68.2	1:00.944	32.5	3:47.497	68.86	1:29.618	13:16:15.689
4 - D1	1:37.710	107.7	1:46.381	49.1	39:58.055	58.1	43:22.146	6.02	41:04.267	13:59:37.835
5 - D1	1:13.449	73.5	1:34.738	65.0	52.052	78.1	3:40.239	71.13	1:22.360	14:03:18.074
6 - D1	1:00.349	74.2	1:21.070	94.7	46.791	92.6	3:08.210	83.24	50.331	14:06:26.284
7 - D1	42.153	158.2	1:08.066	97.8	38.927	96.6	2:29.146	105.04	11.267	14:08:55.430
8 - D1	42.363	158.2	1:08.561	98.9	40.216	97.5	2:31.140	103.66	13.261	14:11:26.570
9 - D1	42.065	152.1	1:07.233	99.4	37.704	98.5	2:27.002	106.58	9.123	14:13:53.572
10 - D1	41.043	159.4	1:07.155	100.6	37.235	97.8	2:25.433	107.73	7.554	14:16:19.005
11 - D1	41.641	159.4	1:07.086	100.4	37.491	96.6	2:26.218	107.15	8.339	14:18:45.223
12 - D1	41.798	158.2	1:06.425	100.3	37.231	97.6	2:25.454	107.71	7.575	14:21:10.677
13 - D1	41.631	159.0	1:05.751	103.0	36.702	97.5	2:24.084	108.73	6.205	14:23:34.761
14 - D1	41.413	159.4	1:06.271	101.5	37.176	97.1	2:24.860	108.15	6.981	14:25:59.621
15 - D1	41.242	159.7	1:05.880	101.6	36.989	97.5	2:24.111	108.71	6.232	14:28:23.732
16 - D1	40.996	159.0	1:06.805	99.5	37.472	95.5	2:25.273	107.84	7.394	14:30:49.005
17 - D1	41.116	159.7	1:06.281	99.4	IN PIT		2:36.857	P 99.88	18.978	14:33:25.862
18 - D2	OUTLAP	156.7	1:04.668	103.7	36.003	98.8	4:09.473	62.80	1:51.594	14:37:35.335
19 - D2	40.206	162.0	1:03.944	104.3	35.487	98.6	2:19.637	112.20	1.758	14:39:54.972
20 - D2	40.079	164.0	1:05.260	101.0	35.889	98.6	2:21.228	110.93	3.349	14:42:16.200
21 - D2	41.256	160.1	1:02.920	104.8	35.257	98.5	2:19.433	(3) 112.36	1.554	14:44:35.633
22 - D2	40.227	162.0	1:04.179	103.7	35.146	98.8	2:19.552	112.26	1.673	14:46:55.185
23 - D2	39.336	166.1	1:03.130	104.8	35.469	99.2	2:17.935	(2) 113.58	0.056	14:49:13.120
24 - D2	39.536	164.0	1:03.056	104.8	35.287	97.8	2:17.879	(1) 113.63		14:51:30.999
25 - D2	39.603	163.2	1:03.277	104.0	IN PIT		2:25.553	P 107.64	7.674	14:53:56.552
26 - D2	OUTLAP	162.0	1:04.796	103.7	IN PIT		2:45.960	P 94.40	28.081	14:56:42.512
27 - D2	OUTLAP	159.7	1:10.748	96.4	IN PIT		3:14.348	P 80.61	56.469	14:59:56.860

P30 2 GT3PA Team RJN				McLaren 720S GT3 Evo						
IDEAL LAP TIME : 2:17.934		BEST LAP TIME : 2:17.982		DIFFERENCE : 0.048						
D1: Chris BUNCOMBE		D2: Alex BUNCOMBE								
LAP	SECTOR 1	SECTOR 2	SECTOR 3	LAP TIME	MPH	DIFF	TIME OF DAY			
1 - D1		49.2	1:54.958	49.1	IN PIT		4:38.433	P 56.27	2:20.451	13:08:49.085
2 - D1	OUTLAP	106.8	1:16.878	62.0	42.220	98.1	4:21.541	59.90	2:03.559	13:13:10.626
3 - D1	1:25.736	128.3	1:10.303	100.1	47.122	31.6	3:23.161	77.11	1:05.179	13:16:33.787
4 - D1	1:49.391	146.5	1:46.762	49.5	39:52.290	54.2	43:28.443	6.00	41:10.461	14:00:02.230
5 - D1	1:05.677	70.7	1:31.012	78.3	55.017	76.0	3:31.706	74.00	1:13.724	14:03:33.936
6 - D1	58.475	75.2	1:19.468	98.6	40.480	99.2	2:58.423	87.81	40.441	14:06:32.359
7 - D1	41.485	162.4	1:07.912	100.4	37.718	97.9	2:27.115	106.49	9.133	14:08:59.474
8 - D1	41.884	159.0	1:05.457	103.4	38.081	99.2	2:25.422	107.73	7.440	14:11:24.896
9 - D1	40.587	160.5	1:04.750	102.6	35.952	98.8	2:21.289	110.88	3.307	14:13:46.185
10 - D1	40.369	160.9	1:04.521	102.6	35.750	99.1	2:20.640	111.40	2.658	14:16:06.825
11 - D1	40.492	160.9	1:03.824	103.8	35.747	99.1	2:20.063	111.86	2.081	14:18:26.888
12 - D1	40.592	159.4	1:06.277	102.4	35.907	99.1	2:22.776	109.73	4.794	14:20:49.664
13 - D1	40.522	160.5	1:03.875	103.0	35.944	98.6	2:20.341	111.63	2.359	14:23:10.005
14 - D1	40.275	161.3	1:04.011	102.4	35.886	98.9	2:20.172	111.77	2.190	14:25:30.177
15 - D1	40.155	160.9	1:03.687	105.0	35.630	99.4	2:19.472	112.33	1.490	14:27:49.649
16 - D1	40.197	160.1	1:04.328	104.0	36.058	99.1	2:20.583	111.44	2.601	14:30:10.232
17 - D1	41.609	157.1	1:06.096	103.0	36.500	98.5	2:24.205	108.64	6.223	14:32:34.437
18 - D1	40.017	161.7	1:04.362	103.5	IN PIT		2:29.452	P 104.83	11.470	14:35:03.889
19 - D2	OUTLAP	159.0	1:03.716	103.4	35.620	99.1	4:11.448	62.30	1:53.466	14:39:15.337
20 - D2	39.669	161.7	1:03.072	104.3	35.241	98.6	2:17.982	(1) 113.54		14:41:33.319
21 - D2	39.621	162.4	1:03.075	104.5	35.487	98.5	2:18.183	(2) 113.38	0.201	14:43:51.502
22 - D2	39.809	162.0	1:03.428	105.0	35.420	98.1	2:18.657	(3) 112.99	0.675	14:46:10.159
23 - D2	39.864	161.3	1:03.411	105.0	35.675	98.3	2:18.950	112.75	0.968	14:48:29.109
24 - D2	39.974	161.7	1:03.973	102.9	35.866	98.8	2:19.813	112.06	1.831	14:50:48.922
25 - D2	39.991	161.3	1:03.266	105.3	IN PIT		2:26.156	P 107.19	8.174	14:53:15.078

2024 British GT Championship

RACE - ROUND 5 - SECTOR ANALYSIS



SECTOR 1 = FL to I1, SECTOR 2 = I1 to I2, SECTOR 3 = I2 to FL, DIFF = Difference To Personal Best Lap, P = Crossed Finish Line in Pit Lane, D = Time Disallowed

P31 88 GT3AM Garage 59		McLaren 720S GT3 Evo								
IDEAL LAP TIME : 2:16.962		BEST LAP TIME : 2:17.548			DIFFERENCE : 0.586					
D1: Miguel RAMOS										
LAP	SECTOR 1	SECTOR 2		SECTOR 3		LAP TIME	MPH	DIFF	TIME OF DAY	
1 - D1	OUTLAP	153.2	1:05.890	103.2	IN PIT		5:10.081 P	50.52	2:52.533	13:09:20.733
2 - D1	OUTLAP	157.5	1:03.989	103.0	35.753	99.7	1:00:57.336	4.28	58:39.788	14:10:18.069
3 - D1	39.770	160.5	1:02.779	104.3	35.368	99.5	2:17.917 (3)	113.60	0.369	14:12:35.986
4 - D1	39.778	162.0	1:03.425	97.1	IN PIT		2:34.534 P	101.38	16.986	14:15:10.520
5 - D1	OUTLAP	158.2	1:03.428	104.5	35.319	100.1	4:31.458	57.71	2:13.910	14:19:41.978
6 - D1	41.308	158.2	1:03.286	106.3	35.856	98.8	2:20.450	111.55	2.902	14:22:02.428
7 - D1	41.870	158.2	1:04.260	104.2	35.392	99.7	2:21.522	110.70	3.974	14:24:23.950
8 - D1	39.821	163.6	1:05.355	100.0	36.759	100.1	2:21.935	110.38	4.387	14:26:45.885
9 - D1	40.408	162.4	1:05.624	104.3	35.885	100.0	2:21.917	110.39	4.369	14:29:07.802
10 - D1	39.700	162.0	1:03.812	104.2	35.711	99.5	2:19.223	112.53	1.675	14:31:27.025
11 - D1	39.644	161.3	1:03.490	105.6	35.297	100.0	2:18.431	113.17	0.883	14:33:45.456
12 - D1	39.633	160.9	1:03.250	104.3	35.336	99.7	2:18.219	113.35	0.671	14:36:03.675
13 - D1	39.983	161.3	1:03.367	105.0	35.403	99.2	2:18.753	112.91	1.205	14:38:22.428
14 - D1	39.389	163.2	1:03.724	103.4	36.298	100.1	2:19.411	112.38	1.863	14:40:41.839
15 - D1	39.589	163.2	1:05.661	103.4	36.804	99.7	2:22.054	110.29	4.506	14:43:03.893
16 - D1	39.391	164.0	1:03.327	104.2	35.067	100.1	2:17.785 (2)	113.70	0.237	14:45:21.678
17 - D1	39.309	163.6	1:03.204	104.5	35.035	99.8	2:17.548 (1)	113.90		14:47:39.226
18 - D1	39.148	165.2	1:04.042	106.0	35.039	100.7	2:18.229	113.34	0.681	14:49:57.455
19 - D1	39.499	163.6	1:04.313	104.2	IN PIT		2:31.034 P	103.73	13.486	14:52:28.489

2024 British GT Championship

RACE - ROUND 5 - BEST SECTORS

SECTOR 1			SECTOR 2			SECTOR 3			IDEAL / BEST COMPARISON						
POS	NO	NAME	TIME	NO	NAME	TIME	NO	NAME	TIME	POS	NO	NAME	IDEAL	BEST	DIFF
													PERFECT LAP	2:15.505	
1	15	RAM Racing	38.677	59	Garage 59	1:02.072	63	Barwell Motorsport	34.756	1	15	RAM Racing	2:15.571	2:16.190	0.619
2	78	Barwell Motorsport	38.764	15	RAM Racing	1:02.125	78	Barwell Motorsport	34.768	2	63	Barwell Motorsport	2:15.734	2:16.379	0.645
3	63	Barwell Motorsport	38.777	63	Barwell Motorsport	1:02.201	15	RAM Racing	34.769	3	18	2 Seas Motorsport	2:15.849	2:16.417	0.568
4	18	2 Seas Motorsport	38.801	3	Greystone GT	1:02.239	6	2 Seas Motorsport	34.794	4	78	Barwell Motorsport	2:15.947	2:16.315	0.368
5	27	Optimum Motorsport	39.004	87	Blackthorn	1:02.248	18	2 Seas Motorsport	34.797	5	27	Optimum Motorsport	2:16.167	2:16.338	0.171
6	6	2 Seas Motorsport	39.013	18	2 Seas Motorsport	1:02.251	27	Optimum Motorsport	34.864	6	3	Greystone GT	2:16.270	2:16.868	0.598
7	9	Paddock Motorsport	39.017	27	Optimum Motorsport	1:02.299	10	Blackthorn	34.901	7	59	Garage 59	2:16.307	2:16.751	0.444
8	3	Greystone GT	39.118	77	Garage 59	1:02.329	3	Greystone GT	34.913	8	87	Blackthorn	2:16.435	2:16.772	0.337
9	88	Garage 59	39.148	78	Barwell Motorsport	1:02.415	87	Blackthorn	34.936	9	6	2 Seas Motorsport	2:16.517	2:16.651	0.134
10	59	Garage 59	39.193	10	Blackthorn	1:02.664	9	Paddock Motorsport	34.965	10	9	Paddock Motorsport	2:16.737	2:16.866	0.129
11	87	Blackthorn	39.251	6	2 Seas Motorsport	1:02.710	88	Garage 59	35.035	11	77	Garage 59	2:16.876	2:17.472	0.596
12	77	Garage 59	39.306	9	Paddock Motorsport	1:02.755	59	Garage 59	35.042	12	88	Garage 59	2:16.962	2:17.548	0.586
13	99	Greystone GT	39.336	88	Garage 59	1:02.779	99	Greystone GT	35.146	13	10	Blackthorn	2:17.015	2:17.076	0.061
14	10	Blackthorn	39.450	99	Greystone GT	1:02.920	77	Garage 59	35.241	14	99	Greystone GT	2:17.402	2:17.879	0.477
15	2	Team RJN	39.621	2	Team RJN	1:03.072	2	Team RJN	35.241	15	2	Team RJN	2:17.934	2:17.982	0.048
16	32	J&S Racing	41.042	32	J&S Racing	1:06.241	32	J&S Racing	37.237	16	32	J&S Racing	2:24.520	2:24.923	0.403
17	61	Academy Motorsport	42.437	20	Mahiki Racing	1:08.198	29	Century Motorsport	38.199	17	20	Mahiki Racing	2:29.294	2:29.481	0.187
18	62	Academy Motorsport	42.655	56	DTO Motorsport	1:08.288	20	Mahiki Racing	38.242	18	56	DTO Motorsport	2:29.591	2:30.039	0.448
19	7	Forsetti Motorsport	42.776	31	Team Parker Racing	1:08.391	56	DTO Motorsport	38.328	19	7	Forsetti Motorsport	2:29.875	2:30.135	0.260
20	20	Mahiki Racing	42.854	95	RACELAB	1:08.443	11	Paddock Motorsport	38.345	20	29	Century Motorsport	2:29.894	2:30.016	0.122
21	29	Century Motorsport	42.869	11	Paddock Motorsport	1:08.481	95	RACELAB	38.387	21	11	Paddock Motorsport	2:29.967	2:30.376	0.409
22	47	Forsetti Motorsport	42.893	7	Forsetti Motorsport	1:08.570	61	Academy Motorsport	38.421	22	47	Forsetti Motorsport	2:30.026	2:30.174	0.148
23	12	Paddock Motorsport	42.894	90	Optimum Motorsport	1:08.603	90	Optimum Motorsport	38.453	23	95	RACELAB	2:30.046	2:30.410	0.364
24	56	DTO Motorsport	42.975	47	Forsetti Motorsport	1:08.635	47	Forsetti Motorsport	38.498	24	90	Optimum Motorsport	2:30.085	2:30.583	0.498
25	90	Optimum Motorsport	43.029	12	Paddock Motorsport	1:08.704	7	Forsetti Motorsport	38.529	25	31	Team Parker Racing	2:30.118	2:30.371	0.253
26	31	Team Parker Racing	43.094	17	RAM Racing	1:08.715	12	Paddock Motorsport	38.554	26	12	Paddock Motorsport	2:30.152	2:30.622	0.470
27	11	Paddock Motorsport	43.141	29	Century Motorsport	1:08.826	58	CWS Racing	38.618	27	61	Academy Motorsport	2:30.209	2:30.667	0.458
28	17	RAM Racing	43.173	58	CWS Racing	1:09.071	17	RAM Racing	38.629	28	17	RAM Racing	2:30.517	2:31.228	0.711
29	58	CWS Racing	43.194	44	Toyota Gazoo Racing UK	1:09.207	31	Team Parker Racing	38.633	29	58	CWS Racing	2:30.883	2:31.288	0.405
30	44	Toyota Gazoo Racing UK	43.201	61	Academy Motorsport	1:09.351	62	Academy Motorsport	38.647	30	62	Academy Motorsport	2:30.924	2:31.278	0.354
31	95	RACELAB	43.216	62	Academy Motorsport	1:09.622	44	Toyota Gazoo Racing UK	38.738	31	44	Toyota Gazoo Racing UK	2:31.146	2:31.720	0.574
32															
33															
34															
35															
36															

2024 British GT Championship

RACE - ROUND 5 - BEST SPEEDS

POS	INTERMEDIATE 1			INTERMEDIATE 2			FINISH LINE		
	NO	NAME	MPH	NO	NAME	MPH	NO	NAME	MPH
1	18	2 Seas Motorsport	167.7	15	RAM Racing	108.2	18	2 Seas Motorsport	101.5
2	63	Barwell Motorsport	166.9	59	Garage 59	107.7	15	RAM Racing	101.5
3	78	Barwell Motorsport	166.5	27	Optimum Motorsport	107.3	78	Barwell Motorsport	101.3
4	15	RAM Racing	166.5	18	2 Seas Motorsport	106.8	6	2 Seas Motorsport	101.3
5	9	Paddock Motorsport	166.1	6	2 Seas Motorsport	106.5	59	Garage 59	101.0
6	99	Greystone GT	166.1	9	Paddock Motorsport	106.5	63	Barwell Motorsport	100.9
7	87	Blackthorn	165.6	87	Blackthorn	106.3	9	Paddock Motorsport	100.9
8	27	Optimum Motorsport	165.2	88	Garage 59	106.3	27	Optimum Motorsport	100.7
9	88	Garage 59	165.2	63	Barwell Motorsport	106.1	88	Garage 59	100.7
10	6	2 Seas Motorsport	164.8	3	Greystone GT	106.1	10	Blackthorn	100.3
11	3	Greystone GT	164.8	10	Blackthorn	105.8	3	Greystone GT	100.3
12	10	Blackthorn	164.4	77	Garage 59	105.6	77	Garage 59	100.3
13	77	Garage 59	164.0	78	Barwell Motorsport	105.5	32	J&S Racing	100.1
14	59	Garage 59	163.2	2	Team RJN	105.3	87	Blackthorn	100.0
15	2	Team RJN	162.4	99	Greystone GT	104.8	2	Team RJN	99.4
16	32	J&S Racing	160.9	32	J&S Racing	103.0	99	Greystone GT	99.2
17	61	Academy Motorsport	158.6	47	Forsetti Motorsport	97.9	61	Academy Motorsport	93.4
18	62	Academy Motorsport	157.5	61	Academy Motorsport	97.9	62	Academy Motorsport	92.9
19	29	Century Motorsport	156.4	62	Academy Motorsport	97.9	7	Forsetti Motorsport	92.4
20	7	Forsetti Motorsport	155.3	20	Mahiki Racing	97.9	29	Century Motorsport	92.3
21	56	DTO Motorsport	154.6	29	Century Motorsport	97.8	44	Toyota Gazoo Racing UK	92.1
22	47	Forsetti Motorsport	153.9	7	Forsetti Motorsport	97.6	47	Forsetti Motorsport	91.8
23	90	Optimum Motorsport	153.9	17	RAM Racing	97.3	58	CWS Racing	91.3
24	44	Toyota Gazoo Racing UK	153.5	12	Paddock Motorsport	97.3	90	Optimum Motorsport	91.1
25	31	Team Parker Racing	153.2	58	CWS Racing	97.2	20	Mahiki Racing	90.9
26	12	Paddock Motorsport	153.2	11	Paddock Motorsport	96.9	12	Paddock Motorsport	90.8
27	20	Mahiki Racing	152.5	44	Toyota Gazoo Racing UK	96.8	95	RACELAB	90.5
28	11	Paddock Motorsport	152.1	31	Team Parker Racing	96.5	31	Team Parker Racing	90.4
29	58	CWS Racing	151.8	56	DTO Motorsport	96.5	11	Paddock Motorsport	90.1
30	17	RAM Racing	151.1	90	Optimum Motorsport	96.4	56	DTO Motorsport	90.0
31	95	RACELAB	150.1	95	RACELAB	95.8	17	RAM Racing	89.4
32									
33									
34									
35									
36									

2024 British GT Championship

RACE - ROUND 5 - DRIVER STATISTICS

POS	NO	CL	PIC	TEAM / DRIVERS	CAR	LAPS	RACE TIME	%	BEST	ON	MPH
1	18	GT3PA	1	2 Seas Motorsport Kevin TSE (HKG) Maximilian GOETZ (DEU)	Mercedes-AMG GT3 Evo	36	2:13:04.945				
						18	49:33.737	37.24	2:17.456	13	113.98
						18	41:13.981	30.98	2:16.417	20	114.85
2	59	GT3SA	1	Garage 59 Shaun BALFE (GBR) Adam SMALLEY (GBR)	McLaren 720S GT3 Evo	36	2:13:11.608				
						18	49:40.516	37.30	2:17.821	13	113.68
						18	41:10.932	30.92	2:16.751	22	114.56
3	63	GT3PA	2	Barwell Motorsport Rob COLLARD (GBR) Ricky COLLARD (GBR)	Lamborghini Huracan GT3 Evo2	36	2:13:17.526				
						17	47:23.072	35.55	2:18.710	12	112.95
						19	43:28.650	32.62	2:16.379	33	114.88
4	78	GT3PA	3	Barwell Motorsport Alex MARTIN (GBR) Sandy MITCHELL (GBR)	Lamborghini Huracan GT3 Evo2	36	2:13:34.056				
						17	47:27.672	35.53	2:18.838	12	112.84
						19	43:28.464	32.55	2:16.315	19	114.93
5	6	GT3PA	4	2 Seas Motorsport Ian LOGGIE (GBR) Phil KEEN (GBR)	Mercedes-AMG GT3 Evo	36	2:13:35.275				
						18	49:27.394	37.02	2:18.055	14	113.48
						18	41:16.947	30.90	2:16.651	34	114.65
6	10	GT3SA	2	Blackthorn Matt TOPHAM (GBR) Josh ROWLEDGE (GBR)	Aston Martin Vantage AMR GT3 Evo	36	2:13:43.359				
						19	52:10.088	39.01	2:18.828	14	112.85
						17	39:05.777	29.24	2:17.076	23	114.29
7	27	GT3PA	5	Optimum Motorsport Mark RADCLIFFE (GBR) Tom GAMBLE (GBR)	McLaren 720S GT3 Evo	36	2:13:44.073				
						18	49:56.164	37.34	2:20.059	13	111.86
						18	41:04.746	30.72	2:16.338	20	114.91
8	3	GT3PA	6	Greystone GT Mike PRICE (GBR) Callum MACLEOD (GBR)	Mercedes-AMG GT3 Evo	36	2:13:52.418				
						18	49:55.388	37.29	2:20.549	17	111.47
						18	41:14.979	30.81	2:16.868	21	114.47
9	77	GT3PA	7	Garage 59 Morgan TILLBROOK (GBR) Marcus CLUTTON (GBR)	McLaren 720S GT3 Evo	36	2:14:02.714				
						17	47:29.587	35.43	2:19.040	13	112.68
						19	44:03.631	32.87	2:17.472	21	113.96
10	15	GT3PA	8	RAM Racing John FERGUSON (GBR) Raffaele MARCIELLO (CHE)	BMW M4 GT3	36	2:14:12.586				
						18	50:14.346	37.43	2:19.647	15	112.19
						18	41:25.661	30.87	2:16.190	21	115.04
11	9	GT3PA	9	Paddock Motorsport Mark SMITH (USA) Martin PLOWMAN (GBR)	McLaren 720S GT3 Evo	34	2:13:18.949				
						17	50:17.465	37.72	2:18.315	14	113.27
						17	39:53.443	29.92	2:16.866	26	114.47
12	29	GT4PA	1	Century Motorsport Ian GOUGH (GBR) Tom WRIGLEY (GBR)	BMW M4 GT4	34	2:15:32.404				
						15	44:17.308	32.68	2:30.900	11	103.82
						19	47:53.977	35.34	2:30.016	17	104.43
13	47	GT4PA	2	Forsetti Motorsport Marc WARREN (GBR) William ORTON (GBR)	Aston Martin Vantage AMR GT4 Evo	34	2:15:37.129				
						15	44:12.326	32.60	2:30.863	14	103.85
						19	47:55.234	35.33	2:30.174	17	104.32
14	7	GT4S	1	Forsetti Motorsport Jamie DAY (GBR) Mikey PORTER (GBR)	Aston Martin Vantage AMR GT4 Evo	33	2:13:05.392				
						18	51:32.850	38.73	2:30.135	9	104.35
						15	37:44.783	28.36	2:30.720	22	103.95
15	61	GT4S	2	Academy Motorsport Erik EVANS (USA) Marco SIGNORETTI (CAN)	Ford Mustang GT4 2024	33	2:13:20.959				
						17	49:15.765	36.94	2:30.667	9	103.98
						16	40:25.710	30.32	2:30.781	20	103.90
16	31	GT4PA	3	Team Parker Racing Charles DAWSON (GBR) Seb MORRIS (GBR)	Mercedes-AMG GT4	33	2:13:26.143				
						15	44:12.298	33.13	2:31.222	8	103.60
						18	45:43.290	34.26	2:30.371	17	104.19
17	11	GT4S	3	Paddock Motorsport Adam HATFIELD (GBR) Alex WALKER (GBR)	McLaren Artura GT4	33	2:13:26.495				
						15	44:20.714	33.23	2:31.543	11	103.38
						18	45:20.570	33.98	2:30.376	18	104.18
18	17	GT4S	4	RAM Racing Luca HOPKINSON (USA) Harry GEORGE (GBR)	Mercedes-AMG GT4	33	2:13:36.941				
						16	47:00.962	35.19	2:31.228	9	103.60
						17	43:07.295	32.27	2:31.512	21	103.40
19	56	GT4S	5	DTO Motorsport Freddie TOMLINSON (GBR) Stuart MIDDLETON (GBR)	Ginetta G56 GT4 Evo	33	2:13:38.857				
						18	51:51.344	38.80	2:30.039	11	104.42
						15	38:17.674	28.65	2:31.278	27	103.56

2024 British GT Championship

RACE - ROUND 5 - DRIVER STATISTICS

POS	NO	CL	PIC	TEAM / DRIVERS	CAR	LAPS	RACE TIME	%	BEST	ON	MPH
20	58	GT4PA	4	CWS Racing Colin WHITE (GBR) Thomas HOLLAND (GBR)	Ginetta G56 GT4 Evo	33 15 18	2:13:39.260 44:38.318 45:27.117	33.40 34.01	2:33.085 2:31.288	13 21	102.34 103.56
21	44	GT4PA	5	Toyota Gazoo Racing UK Kavi JUNDU (GBR) Dan VAUGHAN (GBR)	Toyota GR Supra GT4 Evo	33 15 18	2:13:48.012 44:27.702 45:37.491	33.23 34.10	2:32.608 2:31.720	13 19	102.66 103.26
22	95 *	GT4S	6	RACELAB Sai SANJAY (IND) Callum DAVIES (GBR)	McLaren Artura GT4	33 17 16	2:14:13.043 49:15.024 40:32.458	36.84 30.33	2:30.410 2:31.302	13 20	104.16 103.55
23	90 *	GT4S	7	Optimum Motorsport Zac MEAKIN (GBR) Jack BROWN (GBR)	McLaren Artura GT4	33 16 17	2:14:13.519 46:45.934 43:01.074	34.98 32.18	2:30.583 2:30.729	10 20	104.04 103.94
24	12 *	GT4PA	6	Paddock Motorsport Ed MCDERMOTT (GBR) Matt COWLEY (GBR)	Mercedes-AMG GT4	33 15 18	2:14:20.912 44:44.230 45:39.563	33.43 34.12	2:34.574 2:30.622	13 28	101.35 104.01
25	62	GT4S	8	Academy Motorsport Will MOORE (GBR) Matt NICOLL-JONES (GBR)	Ford Mustang GT4 2024	33 15 18	2:14:28.654 44:15.844 46:33.806	32.92 34.63	2:31.278 2:31.288	12 19	103.56 103.56
26	32	GT3SA	3	J&S Racing Sacha KAKAD (GBR) Hugo COOK (GBR)	Audi R8 LMS GT3 EVO II	30 16 14	2:14:23.563 47:47.457 39:03.620	35.56 29.06	2:26.822 2:24.923	9 22	106.71 108.10
27	87	GT3PA	10	Blackthorn Giacomo PETROBELLI (ITA) Jonny ADAM (GBR)	Aston Martin Vantage AMR GT3 Evo	29 18 11	1:57:02.851 49:33.941 25:09.543	42.35 21.49	2:17.540 2:16.772	12 28	113.91 114.55
28	20	GT4PA	7	Mahiki Racing Ian DUGGAN (GBR) Gordie MUTCH (GBR)	Lotus Emira GT4	29 17 12	2:14:15.202 30:00.716	22.35	2:35.439 2:29.481	4 20	100.79 104.81
29	99	GT3PA	11	Greystone GT Andrey BORODIN (ND) Oliver WEBB (GBR)	McLaren 720S GT3 Evo	27 17 10	1:55:46.208 48:23.155 24:31.671	41.79 21.19	2:24.084 2:17.879	13 24	108.73 113.63
30	2	GT3PA	12	Team RJN Chris BUNCOMBE (GBR) Alex BUNCOMBE (GBR)	McLaren 720S GT3 Evo	25 18 7	1:49:04.426 49:36.659 16:07.314	45.48 14.78	2:19.472 2:17.982	15 20	112.33 113.54
31	88	GT3AM	1	Garage 59 Miguel RAMOS (PRT)	McLaren 720S GT3 Evo	19 0	1:48:17.837 1:16.578	1.18		0	
32	8	GT3SA	4	Team Abba Racing Richard NEARY (GBR) Sam NEARY (GBR)	Mercedes-AMG GT3 Evo	0 0 0	16:56:44.124 0.000	0.00 0.00		0 0	
33	22	GT3SA	5	Century Motorsport Carl CAVERS (GBR) Lewis PLATO (GBR)	BMW M4 GT3	0 0 0	16:56:44.124 0.000	0.00 0.00		0 0	
34	67	GT3SA	6	Orange Racing by JMH Simon ORANGE (GBR) Tom ROCHE (GBR)	McLaren 720S GT3 Evo	0 0 0	16:56:44.124 0.000	0.00 0.00		0 0	
35	97	GT3SA	7	Beechdean AMR Andrew HOWARD (GBR) Jessica HAWKINS (GBR)	Aston Martin Vantage AMR GT3 Evo	0 0 0	16:56:44.124 0.000	0.00 0.00		0 0	
36	69	GT4PA	8	Mahiki Racing Steven LAKE (GBR) Nathan HARRISON (GBR)	Lotus Emira GT4	0 0 0	16:56:44.124 0.000	0.00 0.00		0 0	

** Race Time includes the duration of the Race suspension

*Car 12 - 32 seconds added to race time in lieu of drive through penalty for exceeding track limits

*Car 90 - 32 seconds added to race time in lieu of drive through penalty for exceeding track limits

*Car 95 - 32 seconds added to race time in lieu of drive through penalty for exceeding track limits

2024 British GT Championship

RACE - ROUND 5 - PIT STOP ANALYSIS

P1	18 GT3PA	2 Seas Motorsport						Mercedes-AMG GT3 Evo
D1: Kevin TSE	Total Stint: 18 Laps - 49:33.737 (37.24%)							Best Lap: 2:17.456 On Lap 13 @ 113.98 mph
D2: Maximilian GOETZ	Total Stint: 18 Laps - 41:13.981 (30.98%)							Best Lap: 2:16.417 On Lap 20 @ 114.85 mph
STOP	IN TIME	DRIVER IN	STINT TIME	STOP TIME	TOTAL STOP TIME	OUT TIME	DRIVER OUT	
1 -	14:34:00.790	Kevin TSE	34:53.565	2:00.826	2:00.826	14:36:01.616	Maximilian GOETZ	
-	Finish	Maximilian GOETZ	41:13.981					
P2	59 GT3SA	Garage 59						McLaren 720S GT3 Evo
D1: Shaun BALFE	Total Stint: 18 Laps - 49:40.516 (37.3%)							Best Lap: 2:17.821 On Lap 13 @ 113.68 mph
D2: Adam SMALLEY	Total Stint: 18 Laps - 41:10.932 (30.92%)							Best Lap: 2:16.751 On Lap 22 @ 114.56 mph
STOP	IN TIME	DRIVER IN	STINT TIME	STOP TIME	TOTAL STOP TIME	OUT TIME	DRIVER OUT	
1 -	14:34:09.836	Shaun BALFE	1:18:07.287	2:01.492	2:01.492	14:36:11.328	Adam SMALLEY	
-	Finish	Adam SMALLEY	41:10.932					
P3	63 GT3PA	Barwell Motorsport						Lamborghini Huracan GT3 Evo2
D1: Rob COLLARD	Total Stint: 17 Laps - 47:23.072 (35.55%)							Best Lap: 2:18.710 On Lap 12 @ 112.95 mph
D2: Ricky COLLARD	Total Stint: 19 Laps - 43:28.650 (32.62%)							Best Lap: 2:16.379 On Lap 33 @ 114.88 mph
STOP	IN TIME	DRIVER IN	STINT TIME	STOP TIME	TOTAL STOP TIME	OUT TIME	DRIVER OUT	
1 -	14:31:58.639	Rob COLLARD	1:15:52.779	2:00.889	2:00.889	14:33:59.528	Ricky COLLARD	
-	Finish	Ricky COLLARD	43:28.650					
P4	78 GT3PA	Barwell Motorsport						Lamborghini Huracan GT3 Evo2
D1: Alex MARTIN	Total Stint: 17 Laps - 47:27.672 (35.53%)							Best Lap: 2:18.838 On Lap 12 @ 112.84 mph
D2: Sandy MITCHELL	Total Stint: 19 Laps - 43:28.464 (32.55%)							Best Lap: 2:16.315 On Lap 19 @ 114.93 mph
STOP	IN TIME	DRIVER IN	STINT TIME	STOP TIME	TOTAL STOP TIME	OUT TIME	DRIVER OUT	
1 -	14:32:00.397	Alex MARTIN	1:15:56.373	2:15.847	2:15.847	14:34:16.244	Sandy MITCHELL	
-	Finish	Sandy MITCHELL	43:28.464					
P5	6 GT3PA	2 Seas Motorsport						Mercedes-AMG GT3 Evo
D1: Ian LOGGIE	Total Stint: 18 Laps - 49:27.394 (37.02%)							Best Lap: 2:18.055 On Lap 14 @ 113.48 mph
D2: Phil KEEN	Total Stint: 18 Laps - 41:16.947 (30.9%)							Best Lap: 2:16.651 On Lap 34 @ 114.65 mph
STOP	IN TIME	DRIVER IN	STINT TIME	STOP TIME	TOTAL STOP TIME	OUT TIME	DRIVER OUT	
1 -	14:34:20.760	Ian LOGGIE	1:18:06.032	2:08.220	2:08.220	14:36:28.980	Phil KEEN	
-	Finish	Phil KEEN	41:16.947					
P6	10 GT3SA	Blackthorn						Aston Martin Vantage AMR GT3 Evo
D1: Matt TOPHAM	Total Stint: 19 Laps - 52:10.088 (39.01%)							Best Lap: 2:18.828 On Lap 14 @ 112.85 mph
D2: Josh ROWLEDGE	Total Stint: 17 Laps - 39:05.777 (29.24%)							Best Lap: 2:17.076 On Lap 23 @ 114.29 mph
STOP	IN TIME	DRIVER IN	STINT TIME	STOP TIME	TOTAL STOP TIME	OUT TIME	DRIVER OUT	
1 -	14:36:41.010	Matt TOPHAM	1:20:37.826	2:07.224	2:07.224	14:38:48.234	Josh ROWLEDGE	
-	Finish	Josh ROWLEDGE	39:05.777					
P7	27 GT3PA	Optimum Motorsport						McLaren 720S GT3 Evo
D1: Mark RADCLIFFE	Total Stint: 18 Laps - 49:56.164 (37.34%)							Best Lap: 2:20.059 On Lap 13 @ 111.86 mph
D2: Tom GAMBLE	Total Stint: 18 Laps - 41:04.746 (30.72%)							Best Lap: 2:16.338 On Lap 20 @ 114.91 mph
STOP	IN TIME	DRIVER IN	STINT TIME	STOP TIME	TOTAL STOP TIME	OUT TIME	DRIVER OUT	
1 -	14:34:36.523	Mark RADCLIFFE	1:18:27.228	2:13.456	2:13.456	14:36:49.979	Tom GAMBLE	
-	Finish	Tom GAMBLE	41:04.746					
P8	3 GT3PA	Greystone GT						Mercedes-AMG GT3 Evo
D1: Mike PRICE	Total Stint: 18 Laps - 49:55.388 (37.29%)							Best Lap: 2:20.549 On Lap 17 @ 111.47 mph
D2: Callum MACLEOD	Total Stint: 18 Laps - 41:14.979 (30.81%)							Best Lap: 2:16.868 On Lap 21 @ 114.47 mph
STOP	IN TIME	DRIVER IN	STINT TIME	STOP TIME	TOTAL STOP TIME	OUT TIME	DRIVER OUT	
1 -	14:34:47.418	Mike PRICE	1:18:34.111	2:00.673	2:00.673	14:36:48.091	Callum MACLEOD	
-	Finish	Callum MACLEOD	41:14.979					
P9	77 GT3PA	Garage 59						McLaren 720S GT3 Evo
D1: Morgan TILLBROOK	Total Stint: 17 Laps - 47:29.587 (35.43%)							Best Lap: 2:19.040 On Lap 13 @ 112.68 mph
D2: Marcus CLUTTON	Total Stint: 19 Laps - 44:03.631 (32.87%)							Best Lap: 2:17.472 On Lap 21 @ 113.96 mph
STOP	IN TIME	DRIVER IN	STINT TIME	STOP TIME	TOTAL STOP TIME	OUT TIME	DRIVER OUT	
1 -	14:32:07.945	Morgan TILLBROOK	1:16:01.436	2:01.790	2:01.790	14:34:09.735	Marcus CLUTTON	

2024 British GT Championship

RACE - ROUND 5 - PIT STOP ANALYSIS

2- 15:08:38.633 Marcus CLUTTON 34:28.898 28.383 2:30.173 15:09:07.016 Marcus CLUTTON
 - Finish Marcus CLUTTON 9:34.733

P10 15 GT3PA RAM Racing				BMW M4 GT3			
D1: John FERGUSON		Total Stint: 18 Laps - 50:14.346 (37.43%)		Best Lap: 2:19.647 On Lap 15 @ 112.19 mph			
D2: Raffaele MARCIELLO		Total Stint: 18 Laps - 41:25.661 (30.87%)		Best Lap: 2:16.190 On Lap 21 @ 115.04 mph			
STOP	IN TIME	DRIVER IN	STINT TIME	STOP TIME	TOTAL STOP TIME	OUT TIME	DRIVER OUT
1-	14:03:14.096	John FERGUSON	47:03.947	45.613	45.613	14:03:59.709	John FERGUSON
2-	14:34:57.068	John FERGUSON	31:42.972	2:00.509	2:46.122	14:36:57.577	Raffaele MARCIELLO
3-	14:52:50.714	Raffaele MARCIELLO	15:53.137	27.860	3:13.982	14:53:18.574	Raffaele MARCIELLO
-	Finish	Raffaele MARCIELLO	25:32.524				

P11 9 GT3PA Paddock Motorsport				McLaren 720S GT3 Evo			
D1: Mark SMITH		Total Stint: 17 Laps - 50:17.465 (37.72%)		Best Lap: 2:18.315 On Lap 14 @ 113.27 mph			
D2: Martin PLOWMAN		Total Stint: 17 Laps - 39:53.443 (29.92%)		Best Lap: 2:16.866 On Lap 26 @ 114.47 mph			
STOP	IN TIME	DRIVER IN	STINT TIME	STOP TIME	TOTAL STOP TIME	OUT TIME	DRIVER OUT
1-	13:08:44.453	Mark SMITH	4:33.801	57.441	57.441	13:09:41.894	Mark SMITH
2-	14:30:29.233	Mark SMITH	1:13:57.240	2:47.881	3:45.322	14:33:17.114	Mark SMITH
3-	14:35:34.829	Mark SMITH	5:05.596	2:01.329	5:46.651	14:37:36.158	Martin PLOWMAN
4-	15:14:43.045	Martin PLOWMAN	37:06.887	28.140	6:14.791	15:15:11.185	Martin PLOWMAN
-	Finish	Martin PLOWMAN	2:46.556				

P12 29 GT4PA Century Motorsport				BMW M4 GT4			
D1: Ian GOUGH		Total Stint: 15 Laps - 44:17.308 (32.68%)		Best Lap: 2:30.900 On Lap 11 @ 103.82 mph			
D2: Tom WRIGLEY		Total Stint: 19 Laps - 47:53.977 (35.34%)		Best Lap: 2:30.016 On Lap 17 @ 104.43 mph			
STOP	IN TIME	DRIVER IN	STINT TIME	STOP TIME	TOTAL STOP TIME	OUT TIME	DRIVER OUT
1-	14:29:15.931	Ian GOUGH	1:12:57.978	2:33.148	2:33.148	14:31:49.079	Tom WRIGLEY
-	Finish	Tom WRIGLEY	47:53.977				

P13 47 GT4PA Forsetti Motorsport				Aston Martin Vantage AMR GT4 Evo			
D1: Marc WARREN		Total Stint: 15 Laps - 44:12.326 (32.6%)		Best Lap: 2:30.863 On Lap 14 @ 103.85 mph			
D2: William ORTON		Total Stint: 19 Laps - 47:55.234 (35.33%)		Best Lap: 2:30.174 On Lap 17 @ 104.32 mph			
STOP	IN TIME	DRIVER IN	STINT TIME	STOP TIME	TOTAL STOP TIME	OUT TIME	DRIVER OUT
1-	14:29:10.131	Marc WARREN	1:12:53.136	2:42.416	2:42.416	14:31:52.547	William ORTON
-	Finish	William ORTON	47:55.234				

P14 7 GT4S Forsetti Motorsport				Aston Martin Vantage AMR GT4 Evo			
D1: Jamie DAY		Total Stint: 18 Laps - 51:32.850 (38.73%)		Best Lap: 2:30.135 On Lap 9 @ 104.35 mph			
D2: Mikey PORTER		Total Stint: 15 Laps - 37:44.783 (28.36%)		Best Lap: 2:30.720 On Lap 22 @ 103.95 mph			
STOP	IN TIME	DRIVER IN	STINT TIME	STOP TIME	TOTAL STOP TIME	OUT TIME	DRIVER OUT
1-	14:36:39.902	Jamie DAY	1:20:15.491	2:51.359	2:51.359	14:39:31.261	Mikey PORTER
-	Finish	Mikey PORTER	37:44.783				

P15 61 GT4S Academy Motorsport				Ford Mustang GT4 2024			
D1: Erik EVANS		Total Stint: 17 Laps - 49:15.765 (36.94%)		Best Lap: 2:30.667 On Lap 9 @ 103.98 mph			
D2: Marco SIGNORETTI		Total Stint: 16 Laps - 40:25.710 (30.32%)		Best Lap: 2:30.781 On Lap 20 @ 103.90 mph			
STOP	IN TIME	DRIVER IN	STINT TIME	STOP TIME	TOTAL STOP TIME	OUT TIME	DRIVER OUT
1-	14:34:17.404	Erik EVANS	1:17:57.479	2:48.497	2:48.497	14:37:05.901	Marco SIGNORETTI
-	Finish	Marco SIGNORETTI	40:25.710				

P16 31 GT4PA Team Parker Racing				Mercedes-AMG GT4			
D1: Charles DAWSON		Total Stint: 15 Laps - 44:12.298 (33.13%)		Best Lap: 2:31.222 On Lap 8 @ 103.60 mph			
D2: Seb MORRIS		Total Stint: 18 Laps - 45:43.290 (34.26%)		Best Lap: 2:30.371 On Lap 17 @ 104.19 mph			
STOP	IN TIME	DRIVER IN	STINT TIME	STOP TIME	TOTAL STOP TIME	OUT TIME	DRIVER OUT
1-	14:29:21.723	Charles DAWSON	1:12:54.889	2:31.782	2:31.782	14:31:53.505	Seb MORRIS
2-	15:04:35.363	Seb MORRIS	32:41.858	27.988	2:59.770	15:05:03.351	Seb MORRIS
-	Finish	Seb MORRIS	13:01.432				

P17 11 GT4S Paddock Motorsport				McLaren Artura GT4			
D1: Adam HATFIELD		Total Stint: 15 Laps - 44:20.714 (33.23%)		Best Lap: 2:31.543 On Lap 11 @ 103.38 mph			
D2: Alex WALKER		Total Stint: 18 Laps - 45:20.570 (33.98%)		Best Lap: 2:30.376 On Lap 18 @ 104.18 mph			
STOP	IN TIME	DRIVER IN	STINT TIME	STOP TIME	TOTAL STOP TIME	OUT TIME	DRIVER OUT

2024 British GT Championship

RACE - ROUND 5 - PIT STOP ANALYSIS

1 - 14:29:26.071 Adam HATFIELD 1:13:03.382 2:50.506 2:50.506 14:32:16.577 Alex WALKER
 - Finish Alex WALKER 45:20.570

P18	17 GT4S	RAM Racing	Mercedes-AMG GT4				
D1: Luca HOPKINSON	Total Stint: 16 Laps - 47:00.962 (35.19%)		Best Lap: 2:31.228 On Lap 9 @ 103.60 mph				
D2: Harry GEORGE	Total Stint: 17 Laps - 43:07.295 (32.27%)		Best Lap: 2:31.512 On Lap 21 @ 103.40 mph				
STOP	IN TIME	DRIVER IN	STINT TIME	STOP TIME	TOTAL STOP TIME	OUT TIME	DRIVER OUT

1 - 14:31:49.444 Luca HOPKINSON 1:15:37.019 2:50.854 2:50.854 14:34:40.298 Harry GEORGE
 - Finish Harry GEORGE 43:07.295

P19	56 GT4S	DTO Motorsport	Ginetta G56 GT4 Evo				
D1: Freddie TOMLINSON	Total Stint: 18 Laps - 51:51.344 (38.8%)		Best Lap: 2:30.039 On Lap 11 @ 104.42 mph				
D2: Stuart MIDDLETON	Total Stint: 15 Laps - 38:17.674 (28.65%)		Best Lap: 2:31.278 On Lap 27 @ 103.56 mph				
STOP	IN TIME	DRIVER IN	STINT TIME	STOP TIME	TOTAL STOP TIME	OUT TIME	DRIVER OUT

1 - 14:36:36.211 Freddie TOMLINSON 1:20:24.944 2:55.624 2:55.624 14:39:31.835 Stuart MIDDLETON
 2 - 15:12:23.143 Stuart MIDDLETON 32:51.308 29.218 3:24.842 15:12:52.361 Stuart MIDDLETON
 - Finish Stuart MIDDLETON 5:26.366

P20	58 GT4PA	CWS Racing	Ginetta G56 GT4 Evo				
D1: Colin WHITE	Total Stint: 15 Laps - 44:38.318 (33.4%)		Best Lap: 2:33.085 On Lap 13 @ 102.34 mph				
D2: Thomas HOLLAND	Total Stint: 18 Laps - 45:27.117 (34.01%)		Best Lap: 2:31.288 On Lap 21 @ 103.56 mph				
STOP	IN TIME	DRIVER IN	STINT TIME	STOP TIME	TOTAL STOP TIME	OUT TIME	DRIVER OUT

1 - 14:29:50.714 Colin WHITE 1:13:22.493 2:32.081 2:32.081 14:32:22.795 Thomas HOLLAND
 - Finish Thomas HOLLAND 45:27.117

P21	44 GT4PA	Toyota Gazoo Racing UK	Toyota GR Supra GT4 Evo				
D1: Kavi JUNDU	Total Stint: 15 Laps - 44:27.702 (33.23%)		Best Lap: 2:32.608 On Lap 13 @ 102.66 mph				
D2: Dan VAUGHAN	Total Stint: 18 Laps - 45:37.491 (34.1%)		Best Lap: 2:31.720 On Lap 19 @ 103.26 mph				
STOP	IN TIME	DRIVER IN	STINT TIME	STOP TIME	TOTAL STOP TIME	OUT TIME	DRIVER OUT

1 - 14:29:40.793 Kavi JUNDU 1:13:11.546 2:40.380 2:40.380 14:32:21.173 Dan VAUGHAN
 - Finish Dan VAUGHAN 45:37.491

P22	95 GT4S	RACELAB	McLaren Artura GT4				
D1: Sai SANJAY	Total Stint: 17 Laps - 49:15.024 (36.84%)		Best Lap: 2:30.410 On Lap 13 @ 104.16 mph				
D2: Callum DAVIES	Total Stint: 16 Laps - 40:32.458 (30.33%)		Best Lap: 2:31.302 On Lap 20 @ 103.55 mph				
STOP	IN TIME	DRIVER IN	STINT TIME	STOP TIME	TOTAL STOP TIME	OUT TIME	DRIVER OUT

1 - 14:34:28.938 Sai SANJAY 1:17:58.795 2:50.299 2:50.299 14:37:19.237 Callum DAVIES
 - Finish Callum DAVIES 40:32.458

P23	90 GT4S	Optimum Motorsport	McLaren Artura GT4				
D1: Zac MEAKIN	Total Stint: 16 Laps - 46:45.934 (34.98%)		Best Lap: 2:30.583 On Lap 10 @ 104.04 mph				
D2: Jack BROWN	Total Stint: 17 Laps - 43:01.074 (32.18%)		Best Lap: 2:30.729 On Lap 20 @ 103.94 mph				
STOP	IN TIME	DRIVER IN	STINT TIME	STOP TIME	TOTAL STOP TIME	OUT TIME	DRIVER OUT

1 - 14:31:45.839 Zac MEAKIN 1:15:26.835 3:05.258 3:05.258 14:34:51.097 Jack BROWN
 - Finish Jack BROWN 43:01.074

P24	12 GT4PA	Paddock Motorsport	Mercedes-AMG GT4				
D1: Ed MCDERMOTT	Total Stint: 15 Laps - 44:44.230 (33.43%)		Best Lap: 2:34.574 On Lap 13 @ 101.35 mph				
D2: Matt COWLEY	Total Stint: 18 Laps - 45:39.563 (34.12%)		Best Lap: 2:30.622 On Lap 28 @ 104.01 mph				
STOP	IN TIME	DRIVER IN	STINT TIME	STOP TIME	TOTAL STOP TIME	OUT TIME	DRIVER OUT

1 - 14:29:47.233 Ed MCDERMOTT 1:13:26.635 2:32.768 2:32.768 14:32:20.001 Matt COWLEY
 2 - 14:47:24.352 Matt COWLEY 15:04.351 28.050 3:00.818 14:47:52.402 Matt COWLEY
 - Finish Matt COWLEY 30:35.212

P25	62 GT4S	Academy Motorsport	Ford Mustang GT4 2024				
D1: Will MOORE	Total Stint: 15 Laps - 44:15.844 (32.92%)		Best Lap: 2:31.278 On Lap 12 @ 103.56 mph				
D2: Matt NICOLL-JONES	Total Stint: 18 Laps - 46:33.806 (34.63%)		Best Lap: 2:31.288 On Lap 19 @ 103.56 mph				
STOP	IN TIME	DRIVER IN	STINT TIME	STOP TIME	TOTAL STOP TIME	OUT TIME	DRIVER OUT

1 - 14:29:20.367 Will MOORE 1:12:58.738 2:45.133 2:45.133 14:32:05.500 Matt NICOLL-JONES
 2 - 14:34:33.872 Matt NICOLL-JONES 2:28.372 28.221 3:13.354 14:35:02.093 Matt NICOLL-JONES
 3 - 14:55:13.797 Matt NICOLL-JONES 20:39.925 34.498 3:47.852 14:55:48.295 Matt NICOLL-JONES
 - Finish Matt NICOLL-JONES 23:25.509

2024 British GT Championship

RACE - ROUND 5 - PIT STOP ANALYSIS

STOP	IN TIME	DRIVER IN	STINT TIME	STOP TIME	TOTAL STOP TIME	OUT TIME	DRIVER OUT
P26 32 GT3SA J&S Racing Audi R8 LMS GT3 EVO II D1: Sacha KAKAD Total Stint: 16 Laps - 47:47.457 (35.56%) Best Lap: 2:26.822 On Lap 9 @ 106.71 mph D2: Hugo COOK Total Stint: 14 Laps - 39:03.620 (29.06%) Best Lap: 2:24.923 On Lap 22 @ 108.10 mph							
1 -	13:09:00.801	Sacha KAKAD	4:50.149	2:37.425	2:37.425	13:11:38.226	Sacha KAKAD
2 -	13:14:50.239	Sacha KAKAD	5:49.438	45:29.307	48:06.732	14:00:19.546	Sacha KAKAD
3 -	14:21:26.664	Sacha KAKAD	21:07.118	1:06.549	49:13.281	14:22:33.213	Sacha KAKAD
4 -	14:37:27.416	Sacha KAKAD	16:00.752	2:03.179	51:16.460	14:39:30.595	Hugo COOK
5 -	15:06:58.321	Hugo COOK	27:27.726	2:20.763	53:37.223	15:09:19.084	Hugo COOK
-	Finish	Hugo COOK	11:35.894				
P27 87 GT3PA Blackthorn Aston Martin Vantage AMR GT3 Evo D1: Giacomo PETROBELLI Total Stint: 18 Laps - 49:33.941 (42.35%) Best Lap: 2:17.540 On Lap 12 @ 113.91 mph D2: Jonny ADAM Total Stint: 11 Laps - 25:09.543 (21.49%) Best Lap: 2:16.772 On Lap 28 @ 114.55 mph							
1 -	14:34:02.609	Giacomo PETROBELLI	34:53.769	2:01.351	2:01.351	14:36:03.960	Jonny ADAM
-	Finish	Jonny ADAM	25:09.543				
P28 20 GT4PA Mahiki Racing Lotus Emira GT4 D1: Ian DUGGAN Total Stint: 17 Laps - Best Lap: 2:35.439 On Lap 4 @ 100.79 mph D2: Gordie MUTCH Total Stint: 12 Laps - 30:00.716 (22.35%) Best Lap: 2:29.481 On Lap 20 @ 104.81 mph							
1 -	14:45:51.214	Ian DUGGAN	1:41:40.562	2:33.924	2:33.924	14:48:25.138	Gordie MUTCH
-	Finish	Gordie MUTCH	30:00.716				
P29 99 GT3PA Greystone GT McLaren 720S GT3 Evo D1: Andrey BORODIN Total Stint: 17 Laps - 48:23.155 (41.79%) Best Lap: 2:24.084 On Lap 13 @ 108.73 mph D2: Oliver WEBB Total Stint: 10 Laps - 24:31.671 (21.19%) Best Lap: 2:17.879 On Lap 24 @ 113.63 mph							
1 -	14:33:19.705	Andrey BORODIN	1:17:04.016	1:59.315	1:59.315	14:35:19.020	Oliver WEBB
2 -	14:53:50.336	Oliver WEBB	18:31.316	28.101	2:27.416	14:54:18.437	Oliver WEBB
3 -	14:56:36.054	Oliver WEBB	2:45.718	38.094	3:05.510	14:57:14.148	Oliver WEBB
4 -	14:59:50.691	Oliver WEBB					
P30 2 GT3PA Team RJN McLaren 720S GT3 Evo D1: Chris BUNCOMBE Total Stint: 18 Laps - 49:36.659 (45.48%) Best Lap: 2:19.472 On Lap 15 @ 112.33 mph D2: Alex BUNCOMBE Total Stint: 7 Laps - 16:07.314 (14.78%) Best Lap: 2:17.982 On Lap 20 @ 113.54 mph							
1 -	13:08:42.717	Chris BUNCOMBE	4:32.065	1:08.566	1:08.566	13:09:51.283	Chris BUNCOMBE
2 -	14:34:57.522	Chris BUNCOMBE	1:18:23.735	2:03.997	3:12.563	14:37:01.519	Alex BUNCOMBE
3 -	14:53:08.833	Alex BUNCOMBE					
P31 88 GT3AM Garage 59 McLaren 720S GT3 Evo D1: Miguel RAMOS Total Stint: 0 Laps - 1:16.578 (1.18%)							
1 -	13:09:14.038	Miguel RAMOS	1:16.578	58:48.776	58:48.776	14:08:02.814	
2 -	14:15:04.140	Miguel RAMOS	1:16.578	2:23.765	1:01:12.541	14:17:27.905	
3 -	14:52:22.289	Miguel RAMOS					

2024 British GT Championship

RACE - ROUND 5 - STATISTICS

Competitors Started	35
Planned Start	2024-06-23 @ 13:00:00.000
Actual Start	2024-06-23 @ 13:04:10.651
Finish Time	2024-06-23 @ 15:17:15.495
Track Length	4.3520mi.
Total Laps	1021
Total Distance Covered	4443.4775mi.

Session Fastest Lap History

NO	CL	NAME	LAP TIME	TIME OF DAY	LAP	VEHICLE
18	GT3-PA	2 Seas Motorsport <i>K. TSE</i>	4:29.752	13:11:42.886	2	Mercedes-AMG GT3 Evo
15	GT3-PA	RAM Racing <i>J. FERGUSON</i>	3:40.881	13:12:21.433	2	BMW M4 GT3
6	GT3-PA	2 Seas Motorsport <i>I. LOGGIE</i>	3:40.522	13:12:27.156	2	Mercedes-AMG GT3 Evo
99	GT3-PA	Greystone GT <i>A. BORODIN</i>	3:40.510	13:12:28.217	2	McLaren 720S GT3 Evo
47	GT4-PA	Forsetti Motorsport <i>M. WARREN</i>	3:40.400	13:12:29.399	2	Aston Martin Vantage AMR
90	GT4-S	Optimum Motorsport <i>Z. MEAKIN</i>	3:40.077	13:12:31.023	2	McLaren Artura GT4
61	GT4-S	Academy Motorsport <i>E. EVANS</i>	3:39.911	13:12:31.746	2	Ford Mustang GT4 2024
95	GT4-S	RACELAB <i>S. SANJAY</i>	3:27.975	13:12:43.715	2	McLaren Artura GT4
2	GT3-PA	Team RJN <i>C. BUNCOMBE</i>	3:23.161	13:16:33.863	3	McLaren 720S GT3 Evo
18	GT3-PA	2 Seas Motorsport <i>K. TSE</i>	3:15.126	14:06:17.296	6	Mercedes-AMG GT3 Evo
87	GT3-PA	Blackthorn <i>G. PETROBELLI</i>	3:13.723	14:06:17.633	6	Aston Martin Vantage AMR
78	GT3-PA	Barwell Motorsport <i>A. MARTIN</i>	3:13.206	14:06:19.626	6	Lamborghini Huracan GT3
63	GT3-PA	Barwell Motorsport <i>R. COLLARD</i>	3:12.172	14:06:20.070	6	Lamborghini Huracan GT3
77	GT3-PA	Garage 59 <i>M. TILLBROOK</i>	3:11.721	14:06:20.677	6	McLaren 720S GT3 Evo
27	GT3-PA	Optimum Motorsport <i>M. RADCLIFFE</i>	3:10.285	14:06:21.586	6	McLaren 720S GT3 Evo
56	GT4-S	DTO Motorsport <i>F. TOMLINSON</i>	3:08.829	14:06:22.658	6	Ginetta G56 GT4 Evo
3	GT3-PA	Greystone GT <i>M. PRICE</i>	3:08.712	14:06:23.729	6	Mercedes-AMG GT3 Evo
6	GT3-PA	2 Seas Motorsport <i>I. LOGGIE</i>	3:08.544	14:06:24.455	6	Mercedes-AMG GT3 Evo
99	GT3-PA	Greystone GT <i>A. BORODIN</i>	3:08.210	14:06:26.311	6	McLaren 720S GT3 Evo
47	GT4-PA	Forsetti Motorsport <i>M. WARREN</i>	3:07.565	14:06:26.494	6	Aston Martin Vantage AMR
29	GT4-PA	Century Motorsport <i>I. GOUGH</i>	3:07.233	14:06:26.850	6	BMW M4 GT4
90	GT4-S	Optimum Motorsport <i>Z. MEAKIN</i>	3:06.490	14:06:26.976	6	McLaren Artura GT4
61	GT4-S	Academy Motorsport <i>E. EVANS</i>	3:05.699	14:06:27.235	6	Ford Mustang GT4 2024
12	GT4-PA	Paddock Motorsport <i>E. MCDERMOTT</i>	3:05.511	14:06:27.834	6	Mercedes-AMG GT4
62	GT4-S	Academy Motorsport <i>W. MOORE</i>	3:04.174	14:06:28.468	6	Ford Mustang GT4 2024
7	GT4-S	Forsetti Motorsport <i>J. DAY</i>	3:03.935	14:06:29.220	6	Aston Martin Vantage AMR
31	GT4-PA	Team Parker Racing <i>C. DAWSON</i>	3:03.371	14:06:30.143	6	Mercedes-AMG GT4
58	GT4-PA	CWS Racing <i>C. WHITE</i>	3:02.322	14:06:30.961	6	Ginetta G56 GT4 Evo
44	GT4-PA	Toyota Gazoo Racing UK <i>K. JUNDU</i>	3:01.851	14:06:31.141	6	Toyota GR Supra GT4 Evo

Weather / Track : Bright / Dry

Spa-Francorchamps: 4.3520 miles
Date: 23/06/2024 Start: 13:04 Finish: 15:17

2024 British GT Championship

RACE - ROUND 5 - STATISTICS

95	GT4-S	RACELAB S. SANJAY	3:01.604	14:06:31.670	6	McLaren Artura GT4
9	GT3-PA	Paddock Motorsport M. SMITH	3:00.751	14:06:31.715	6	McLaren 720S GT3 Evo
2	GT3-PA	Team RJN C. BUNCOMBE	2:58.423	14:06:32.382	6	McLaren 720S GT3 Evo
18	GT3-PA	2 Seas Motorsport K. TSE	2:18.790	14:08:36.085	7	Mercedes-AMG GT3 Evo
18	GT3-PA	2 Seas Motorsport K. TSE	2:18.746	14:10:54.831	8	Mercedes-AMG GT3 Evo
87	GT3-PA	Blackthorn G. PETROBELLI	2:18.493	14:10:55.478	8	Aston Martin Vantage AMR
88	GT3-AM	Garage 59 M. RAMOS	2:17.917	14:12:36.009	3	McLaren 720S GT3 Evo
18	GT3-PA	2 Seas Motorsport K. TSE	2:17.588	14:13:12.419	9	Mercedes-AMG GT3 Evo
18	GT3-PA	2 Seas Motorsport K. TSE	2:17.473	14:20:05.655	12	Mercedes-AMG GT3 Evo
18	GT3-PA	2 Seas Motorsport K. TSE	2:17.456	14:22:23.111	13	Mercedes-AMG GT3 Evo
63	GT3-PA	Barwell Motorsport R. COLLARD	2:17.288	14:38:29.064	19	Lamborghini Huracan GT3
78	GT3-PA	Barwell Motorsport S. MITCHELL	2:16.315	14:38:45.157	19	Lamborghini Huracan GT3
15	GT3-PA	RAM Racing R. MARCIELLO	2:16.298	14:41:26.153	20	BMW M4 GT3
15	GT3-PA	RAM Racing R. MARCIELLO	2:16.190	14:43:42.343	21	BMW M4 GT3

Session Leader History

NO	CL	NAME	FROM LAP	LAPS LED	DISTANCE	VEHICLE
18	GT3-PA	2 Seas Motorsport K. TSE	1	18	78.26 miles	Mercedes-AMG GT3 Evo
10	GT3-SA	Blackthorn M. TOPHAM	19	1	4.35 miles	Aston Martin Vantage AMR
18	GT3-PA	2 Seas Motorsport M. GOETZ	20	17	73.98 miles	Mercedes-AMG GT3 Evo

Flag History

TYPE	TIME OF DAY
GREEN	13:04:10.651
SAFETY	13:04:41.898
RED	13:18:50.823
SAFETY	13:59:01.772
GREEN	14:06:16.541
FINISH	15:17:15.495

Flag Statistics

TYPE	COUNT	TOTAL LAPS	TOTAL TIME
Green	2	31	1:19:29.687
Red	1	0	40:10.948
Safety Car	2	5	21:23.695
FCY	0	0	0.000

2024 British GT Championship

RACE - ROUND 5 - STATISTICS

CLASS : GT3-PA

12 Starters

Fastest Lap History

NO	NAME	LAP TIME	TIME OF DAY	LAP	VEHICLE
18	2 Seas Motorsport <i>K. TSE</i>	4:29.752	13:11:42.886	2	Mercedes-AMG GT3 Evo
15	RAM Racing <i>J. FERGUSON</i>	3:40.881	13:12:21.433	2	BMW M4 GT3
6	2 Seas Motorsport <i>I. LOGGIE</i>	3:40.522	13:12:27.156	2	Mercedes-AMG GT3 Evo
99	Greystone GT <i>A. BORODIN</i>	3:40.510	13:12:28.217	2	McLaren 720S GT3 Evo
9	Paddock Motorsport <i>M. SMITH</i>	3:30.285	13:16:32.036	3	McLaren 720S GT3 Evo
2	Team RJN <i>C. BUNCOMBE</i>	3:23.161	13:16:33.863	3	McLaren 720S GT3 Evo
18	2 Seas Motorsport <i>K. TSE</i>	3:15.126	14:06:17.296	6	Mercedes-AMG GT3 Evo
87	Blackthorn <i>G. PETROBELLI</i>	3:13.723	14:06:17.633	6	Aston Martin Vantage AMR GT3 Evo
78	Barwell Motorsport <i>A. MARTIN</i>	3:13.206	14:06:19.626	6	Lamborghini Huracan GT3 Evo2
63	Barwell Motorsport <i>R. COLLARD</i>	3:12.172	14:06:20.070	6	Lamborghini Huracan GT3 Evo2
77	Garage 59 <i>M. TILLBROOK</i>	3:11.721	14:06:20.677	6	McLaren 720S GT3 Evo
27	Optimum Motorsport <i>M. RADCLIFFE</i>	3:10.285	14:06:21.586	6	McLaren 720S GT3 Evo
3	Greystone GT <i>M. PRICE</i>	3:08.712	14:06:23.729	6	Mercedes-AMG GT3 Evo
6	2 Seas Motorsport <i>I. LOGGIE</i>	3:08.544	14:06:24.455	6	Mercedes-AMG GT3 Evo
99	Greystone GT <i>A. BORODIN</i>	3:08.210	14:06:26.311	6	McLaren 720S GT3 Evo
9	Paddock Motorsport <i>M. SMITH</i>	3:00.751	14:06:31.715	6	McLaren 720S GT3 Evo
2	Team RJN <i>C. BUNCOMBE</i>	2:58.423	14:06:32.382	6	McLaren 720S GT3 Evo
18	2 Seas Motorsport <i>K. TSE</i>	2:18.790	14:08:36.085	7	Mercedes-AMG GT3 Evo
18	2 Seas Motorsport <i>K. TSE</i>	2:18.746	14:10:54.831	8	Mercedes-AMG GT3 Evo
87	Blackthorn <i>G. PETROBELLI</i>	2:18.493	14:10:55.478	8	Aston Martin Vantage AMR GT3 Evo
18	2 Seas Motorsport <i>K. TSE</i>	2:17.588	14:13:12.419	9	Mercedes-AMG GT3 Evo
18	2 Seas Motorsport <i>K. TSE</i>	2:17.473	14:20:05.655	12	Mercedes-AMG GT3 Evo
18	2 Seas Motorsport <i>K. TSE</i>	2:17.456	14:22:23.111	13	Mercedes-AMG GT3 Evo
63	Barwell Motorsport <i>R. COLLARD</i>	2:17.288	14:38:29.064	19	Lamborghini Huracan GT3 Evo2
78	Barwell Motorsport <i>S. MITCHELL</i>	2:16.315	14:38:45.157	19	Lamborghini Huracan GT3 Evo2
15	RAM Racing <i>R. MARCIELLO</i>	2:16.298	14:41:26.153	20	BMW M4 GT3
15	RAM Racing <i>R. MARCIELLO</i>	2:16.190	14:43:42.343	21	BMW M4 GT3

Leader History

NO	NAME	FROM LAP	LAPS LED	DISTANCE	VEHICLE
18	2 Seas Motorsport <i>K. TSE</i>	1	18	78.26 miles	Mercedes-AMG GT3 Evo
18	2 Seas Motorsport <i>M. GOETZ</i>	19	18	78.33 miles	Mercedes-AMG GT3 Evo

2024 British GT Championship

RACE - ROUND 5 - STATISTICS

CLASS : GT3-SA

7 Starters

Fastest Lap History

NO	NAME	LAP TIME	TIME OF DAY	LAP	VEHICLE
59	Garage 59 <i>S. BALFE</i>	4:30.072	13:11:44.968	2	McLaren 720S GT3 Evo
59	Garage 59 <i>S. BALFE</i>	4:17.610	13:16:02.589	3	McLaren 720S GT3 Evo
10	Blackthorn <i>M. TOPHAM</i>	4:17.076	13:16:03.214	3	Aston Martin Vantage AMR GT3 Evo
59	Garage 59 <i>S. BALFE</i>	3:53.047	14:03:04.653	5	McLaren 720S GT3 Evo
10	Blackthorn <i>M. TOPHAM</i>	3:52.451	14:03:05.344	5	Aston Martin Vantage AMR GT3 Evo
59	Garage 59 <i>S. BALFE</i>	3:14.060	14:06:18.689	6	McLaren 720S GT3 Evo
10	Blackthorn <i>M. TOPHAM</i>	3:13.913	14:06:19.244	6	Aston Martin Vantage AMR GT3 Evo
32	J&S Racing <i>S. KAKAD</i>	2:59.002	14:06:33.974	4	Audi R8 LMS GT3 EVO II
59	Garage 59 <i>S. BALFE</i>	2:20.044	14:08:38.734	7	McLaren 720S GT3 Evo
59	Garage 59 <i>S. BALFE</i>	2:18.792	14:10:57.525	8	McLaren 720S GT3 Evo
59	Garage 59 <i>S. BALFE</i>	2:18.284	14:13:15.809	9	McLaren 720S GT3 Evo
59	Garage 59 <i>S. BALFE</i>	2:17.943	14:17:52.116	11	McLaren 720S GT3 Evo
59	Garage 59 <i>S. BALFE</i>	2:17.821	14:22:28.043	13	McLaren 720S GT3 Evo
59	Garage 59 <i>A. SMALLEY</i>	2:17.362	14:40:41.407	20	McLaren 720S GT3 Evo
59	Garage 59 <i>A. SMALLEY</i>	2:17.300	14:42:58.707	21	McLaren 720S GT3 Evo
59	Garage 59 <i>A. SMALLEY</i>	2:16.751	14:45:15.458	22	McLaren 720S GT3 Evo

Leader History

NO	NAME	FROM LAP	LAPS LED	DISTANCE	VEHICLE
59	Garage 59 <i>S. BALFE</i>	1	18	78.26 miles	McLaren 720S GT3 Evo
10	Blackthorn <i>M. TOPHAM</i>	19	1	4.35 miles	Aston Martin Vantage AMR GT3 Evo
59	Garage 59 <i>A. SMALLEY</i>	20	17	73.98 miles	McLaren 720S GT3 Evo

2024 British GT Championship

RACE - ROUND 5 - STATISTICS

CLASS : GT3-AM

1 Starters

Fastest Lap History

NO	NAME	LAP TIME	TIME OF DAY	LAP	VEHICLE
88	Garage 59 <i>M. RAMOS</i>	2:17.917	14:12:36.009	3	McLaren 720S GT3 Evo
88	Garage 59 <i>M. RAMOS</i>	2:17.785	14:45:21.701	16	McLaren 720S GT3 Evo
88	Garage 59 <i>M. RAMOS</i>	2:17.548	14:47:39.249	17	McLaren 720S GT3 Evo

Leader History

NO	NAME	FROM LAP	LAPS LED	DISTANCE	VEHICLE
88	Garage 59 <i>M. RAMOS</i>	1	19	82.61 miles	McLaren 720S GT3 Evo

2024 British GT Championship

RACE - ROUND 5 - STATISTICS

CLASS : GT4-PA

7 Starters

Fastest Lap History

NO	NAME	LAP TIME	TIME OF DAY	LAP	VEHICLE
47	Forsetti Motorsport <i>M. WARREN</i>	3:40.400	13:12:29.399	2	Aston Martin Vantage AMR GT4 Evo
12	Paddock Motorsport <i>E. MCDERMOTT</i>	3:40.310	13:12:32.819	2	Mercedes-AMG GT4
47	Forsetti Motorsport <i>M. WARREN</i>	3:39.840	14:03:18.931	5	Aston Martin Vantage AMR GT4 Evo
29	Century Motorsport <i>I. GOUGH</i>	3:39.749	14:03:19.615	5	BMW M4 GT4
12	Paddock Motorsport <i>E. MCDERMOTT</i>	3:38.243	14:03:22.322	5	Mercedes-AMG GT4
31	Team Parker Racing <i>C. DAWSON</i>	3:36.253	14:03:26.773	5	Mercedes-AMG GT4
58	CWS Racing <i>C. WHITE</i>	3:35.097	14:03:28.639	5	Ginetta G56 GT4 Evo
44	Toyota Gazoo Racing UK <i>K. JUNDU</i>	3:35.015	14:03:29.293	5	Toyota GR Supra GT4 Evo
47	Forsetti Motorsport <i>M. WARREN</i>	3:07.565	14:06:26.494	6	Aston Martin Vantage AMR GT4 Evo
29	Century Motorsport <i>I. GOUGH</i>	3:07.233	14:06:26.850	6	BMW M4 GT4
12	Paddock Motorsport <i>E. MCDERMOTT</i>	3:05.511	14:06:27.834	6	Mercedes-AMG GT4
31	Team Parker Racing <i>C. DAWSON</i>	3:03.371	14:06:30.143	6	Mercedes-AMG GT4
58	CWS Racing <i>C. WHITE</i>	3:02.322	14:06:30.961	6	Ginetta G56 GT4 Evo
44	Toyota Gazoo Racing UK <i>K. JUNDU</i>	3:01.851	14:06:31.141	6	Toyota GR Supra GT4 Evo
20	Mahiki Racing <i>I. DUGGAN</i>	2:59.668	14:06:36.230	2	Lotus Emira GT4
47	Forsetti Motorsport <i>M. WARREN</i>	2:31.480	14:08:57.974	7	Aston Martin Vantage AMR GT4 Evo
31	Team Parker Racing <i>C. DAWSON</i>	2:31.222	14:11:37.309	8	Mercedes-AMG GT4
47	Forsetti Motorsport <i>M. WARREN</i>	2:31.153	14:14:01.310	9	Aston Martin Vantage AMR GT4 Evo
29	Century Motorsport <i>I. GOUGH</i>	2:30.900	14:19:07.428	11	BMW M4 GT4
47	Forsetti Motorsport <i>M. WARREN</i>	2:30.863	14:26:37.876	14	Aston Martin Vantage AMR GT4 Evo
29	Century Motorsport <i>T. WRIGLEY</i>	2:30.016	14:36:44.569	17	BMW M4 GT4
20	Mahiki Racing <i>G. MUTCH</i>	2:29.735	14:53:22.099	19	Lotus Emira GT4
20	Mahiki Racing <i>G. MUTCH</i>	2:29.481	14:55:51.580	20	Lotus Emira GT4

Leader History

NO	NAME	FROM LAP	LAPS LED	DISTANCE	VEHICLE
47	Forsetti Motorsport <i>M. WARREN</i>	1	15	65.20 miles	Aston Martin Vantage AMR GT4 Evo
29	Century Motorsport <i>T. WRIGLEY</i>	16	19	82.68 miles	BMW M4 GT4

2024 British GT Championship

RACE - ROUND 5 - STATISTICS

CLASS : GT4-S

8 Starters

Fastest Lap History

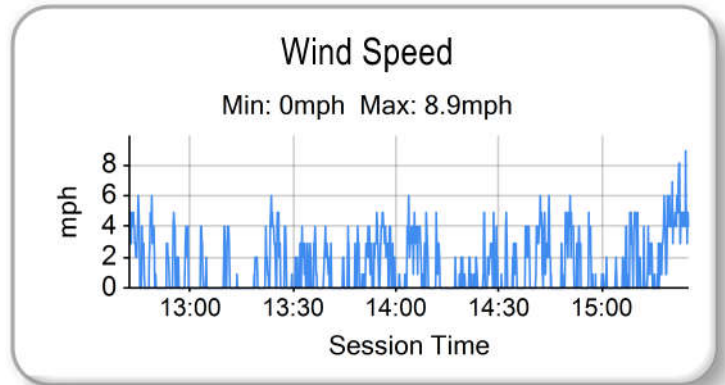
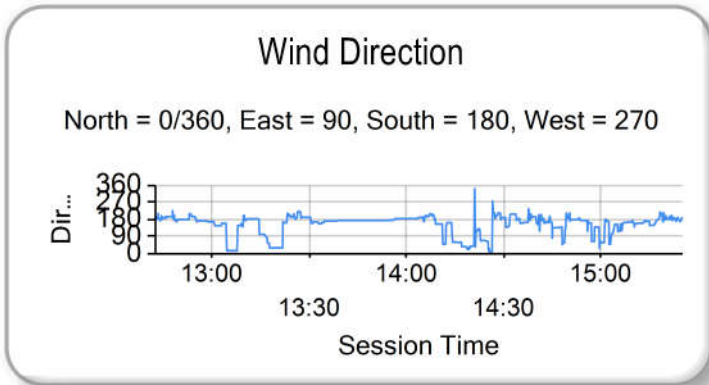
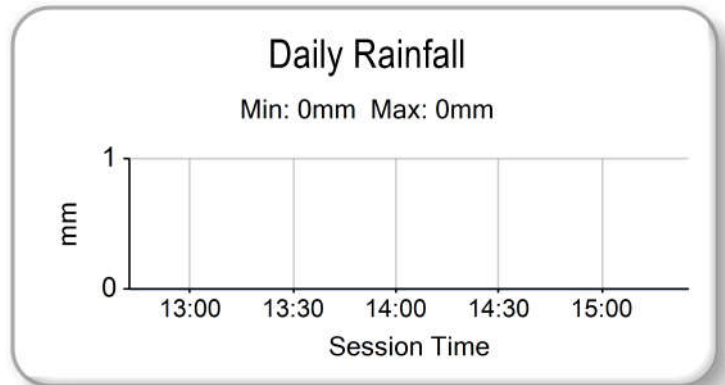
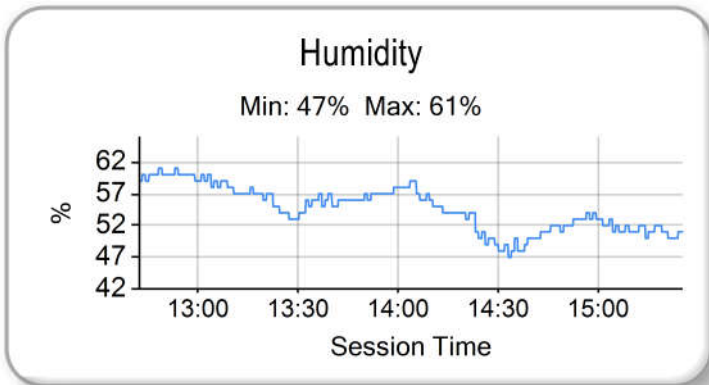
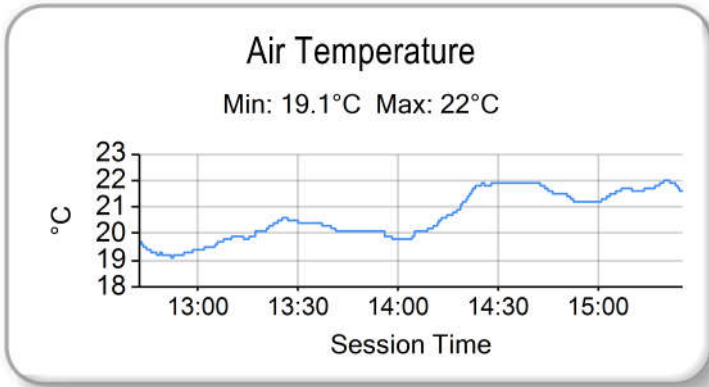
NO	NAME	LAP TIME	TIME OF DAY	LAP	VEHICLE
56	DTO Motorsport <i>F. TOMLINSON</i>	3:41.726	13:12:23.388	2	Ginetta G56 GT4 Evo
17	RAM Racing <i>L. HOPKINSON</i>	3:41.410	13:12:24.894	2	Mercedes-AMG GT4
90	Optimum Motorsport <i>Z. MEAKIN</i>	3:40.077	13:12:31.023	2	McLaren Artura GT4
61	Academy Motorsport <i>E. EVANS</i>	3:39.911	13:12:31.746	2	Ford Mustang GT4 2024
95	RACELAB <i>S. SANJAY</i>	3:27.975	13:12:43.715	2	McLaren Artura GT4
56	DTO Motorsport <i>F. TOMLINSON</i>	3:08.829	14:06:22.658	6	Ginetta G56 GT4 Evo
90	Optimum Motorsport <i>Z. MEAKIN</i>	3:06.490	14:06:26.976	6	McLaren Artura GT4
61	Academy Motorsport <i>E. EVANS</i>	3:05.699	14:06:27.235	6	Ford Mustang GT4 2024
62	Academy Motorsport <i>W. MOORE</i>	3:04.174	14:06:28.468	6	Ford Mustang GT4 2024
7	Forsetti Motorsport <i>J. DAY</i>	3:03.935	14:06:29.220	6	Aston Martin Vantage AMR GT4 Evo
95	RACELAB <i>S. SANJAY</i>	3:01.604	14:06:31.670	6	McLaren Artura GT4
56	DTO Motorsport <i>F. TOMLINSON</i>	2:31.801	14:08:54.459	7	Ginetta G56 GT4 Evo
7	Forsetti Motorsport <i>J. DAY</i>	2:31.651	14:09:00.900	7	Aston Martin Vantage AMR GT4 Evo
61	Academy Motorsport <i>E. EVANS</i>	2:31.581	14:11:32.258	8	Ford Mustang GT4 2024
56	DTO Motorsport <i>F. TOMLINSON</i>	2:30.166	14:13:57.483	9	Ginetta G56 GT4 Evo
7	Forsetti Motorsport <i>J. DAY</i>	2:30.135	14:14:03.461	9	Aston Martin Vantage AMR GT4 Evo
56	DTO Motorsport <i>F. TOMLINSON</i>	2:30.039	14:18:57.859	11	Ginetta G56 GT4 Evo

Leader History

NO	NAME	FROM LAP	LAPS LED	DISTANCE	VEHICLE
56	DTO Motorsport <i>F. TOMLINSON</i>	1	18	78.26 miles	Ginetta G56 GT4 Evo
56	DTO Motorsport <i>S. MIDDLETON</i>	19	1	4.35 miles	Ginetta G56 GT4 Evo
7	Forsetti Motorsport <i>M. PORTER</i>	20	14	60.92 miles	Aston Martin Vantage AMR GT4 Evo

2024 British GT Championship

RACE - ROUND 5 - WEATHER CONDITIONS



2024 British GT Championship
RACE - ROUND 5 - GRID (120 minutes) - FINAL

ROW 18	35	<i>Charles DAWSON</i> 31 Team Parker Racing	36	<i>Steven LAKE</i> 69 Mahiki Racing
ROW 17	33	<i>Jamie DAY</i> 7 Forsetti Motorsport	34	<i>Kavi JUNDU</i> 44 Toyota Gazoo Racing UK
ROW 16	31	<i>Adam HATFIELD</i> 11 Paddock Motorsport	32	<i>Will MOORE</i> 62 Academy Motorsport
ROW 15	29	<i>Sai SANJAY</i> 95 RACELAB	30	<i>Erik EVANS</i> 61 Academy Motorsport
ROW 14	27	<i>Ed MCDERMOTT</i> 12 Paddock Motorsport	28	<i>Zac MEAKIN</i> 90 Optimum Motorsport
ROW 13	25	<i>Ian GOUGH</i> 29 Century Motorsport	26	<i>Ian DUGGAN</i> 20 Mahiki Racing
ROW 12	23	<i>Colin WHITE</i> 58 CWS Racing	24	<i>Luca HOPKINSON</i> 17 RAM Racing
ROW 11	21	<i>Freddie TOMLINSON</i> 56 DTO Motorsport	22	<i>Marc WARREN</i> 47 Forsetti Motorsport
ROW 10	19	<i>Andrew HOWARD</i> 4:43.394 97 Beechdean AMR	20	<i>Miguel RAMOS</i> 2:18.428 88 Garage 59
ROW 9	17	<i>Simon ORANGE</i> 4:40.239 67 Orange Racing by JMH	18	<i>Andrey BORODIN</i> 4:42.858 99 Greystone GT
ROW 8	15	<i>Carl CAVERS</i> 4:38.623 22 Century Motorsport	16	<i>Mike PRICE</i> 4:39.106 3 Greystone GT
ROW 7	13	<i>Richard NEARY</i> 4:37.966 8 Team Abba Racing	14	<i>John FERGUSON</i> 4:38.458 15 RAM Racing
ROW 6	11	<i>Mark SMITH</i> 4:37.756 9 Paddock Motorsport	12	<i>Rob COLLARD</i> 4:34.598 63 Barwell Motorsport
ROW 5	9	<i>Chris BUNCOMBE</i> 4:37.688 2 Team RJN	10	<i>Sacha KAKAD</i> 4:37.717 32 J&S Racing
ROW 4	7	<i>Mark RADCLIFFE</i> 4:37.086 27 Optimum Motorsport	8	<i>Shaun BALFE</i> 4:37.179 59 Garage 59
ROW 3	5	<i>Morgan TILLBROOK</i> 4:36.788 77 Garage 59	6	<i>Ian LOGGIE</i> 4:36.837 6 2 Seas Motorsport
ROW 2	3	<i>Alex MARTIN</i> 4:35.747 78 Barwell Motorsport	4	<i>Matt TOPHAM</i> 4:36.522 10 Blackthorn
ROW 1	1	<i>Kevin TSE</i> 4:34.058 18 2 Seas Motorsport	2	<i>Giacomo PETROBELLI</i> 4:35.132 87 Blackthorn

Pole
Comments:

Car 63 - 10 place grid penalty. Yellow flag infringement
 Car 88 - Permitted to start at the back of the grid. Steward's Decision
 Car 69 - Permitted to start at the back of the grid. Steward's Decision
 Car 71 - Withdrawn

GT4 grid is formed from PQ combined driver times. CR 41.4.1

Spa-Francorchamps: 4.3520 miles

Chief Steward:

Steward:

Steward:

