



GINETTA
JUNIOR CHAMPIONSHIP

2024 GINETTA JUNIOR CHAMPIONSHIP

brscc
DRIVEN BY RACING

Rounds 20, 21 & 22
Donington Park GP
7th / 8th September 2024

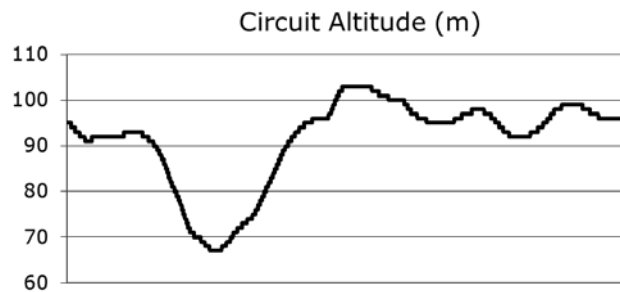
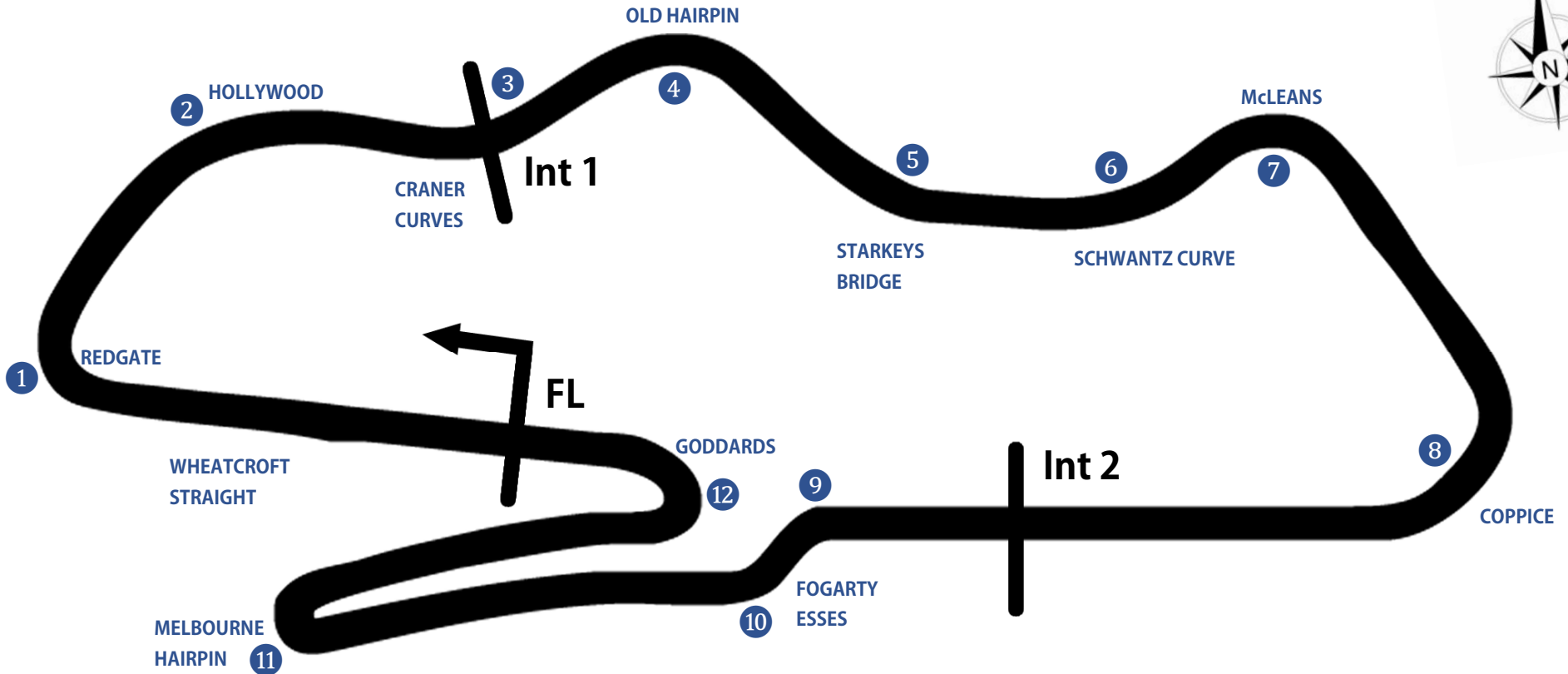
T S L
SPORTS TIMING
TIMING SOLUTIONS LTD

Timing & Results Provided by Timing Solutions Ltd

www.tsl-timing.com

Donington Park GP Circuit

Castle Donington, Derby, UK



Length	2.4873 miles 4.003 km 4003m		
FL	Start @ 60m	52.82971 N	1.37867 W
Int 1	941m	52.83226 N	1.37893 W
Int 2	2641m	52.82866 N	1.37129 W
Pit Entry	3976m	52.82949 N	1.37787 W
Pit Exit	229m after FL	52.82996 N	1.38205 W
Pit Entry - Pit Exit	256m, 23.0s @ 40kph, 15.3s @ 60kph		

2024 Ginetta Junior Championship

QUALIFYING - CLASSIFICATION

POS	NO	CL	PIC	NAME	NAT	ENTRY	TIME	ON	LAPS	GAP	DIFF	MPH
1	90	J	1	Chase FERNANDEZ	GBR	R Racing	2:07.843	3	5			70.04
2	25	R	1	Ethan JEFF-HALL	GBR	R Racing	2:08.043	4	5	0.200	0.200	69.93
3	75	R	2	Colin CRONIN	IRL	Fox Motorsport	2:08.631	3	5	0.788	0.588	69.61
4	26	J	2	Henry JOSLYN	GBR	Preptech UK	2:08.739	4	5	0.896	0.108	69.55
5	35*	R	3	Isaac PHELPS	GBR	Elite Motorsport	2:09.007	3	5	1.164	0.268	69.41
6	67	R	4	Marcus SAETER	NOR	R Racing	2:09.009	3	5	1.166	0.002	69.40
7	43	R	5	Archie CLARK	GBR	Elite Motorsport	2:09.179	4	5	1.336	0.170	69.31
8	11	R	6	Ruben DAN	AUS	Elite Motorsport	2:09.302	3	5	1.459	0.123	69.25
9	27*	R	7	Alfie SLATER	GBR	R Racing	2:09.358	3	5	1.515	0.056	69.22
10	5	R	8	Tom INGRAM HILL	GBR	R Racing	2:09.554	2	5	1.711	0.196	69.11
11	31	J	3	Felix LIVESEY	GBR	MDD Racing	2:09.708	4	5	1.865	0.154	69.03
12	70	R	9	Jude PETERS (F)	GBR	E3 Sport	2:09.861	2	5	2.018	0.153	68.95
13	18*	R	10	Torrin BYRNE (F)	GBR	Pace Performance	2:09.982	2	5	2.139	0.121	68.88
14	45	R	11	Jack ROBINSON (F)	GBR	Fox Motorsport	2:10.035	4	5	2.192	0.053	68.86
15	50	J	4	Charlie HART	GBR	Elite Motorsport	2:10.235	4	5	2.392	0.200	68.75
16	4	R	12	James ELLIS (F)	GBR	MDD Racing	2:10.354	4	5	2.511	0.119	68.69
17	53	R	13	Ethan CARNEY	USA	Preptech UK	2:10.595	3	5	2.752	0.241	68.56
18	28	J	5	Harry MOSS	GBR	R Racing	2:10.936	2	5	3.093	0.341	68.38
19	23	J	6	Holly MIALL	GBR	Fox Motorsport	2:12.511	3	5	4.668	1.575	67.57

Comments:

No. 18, 27, 35 - 1 Lap time disallowed; exceeding track limits.

Weather / Track : Overcast / Wet

These results are provisional until the conclusion of any judicial and technical matters.

Date: 07/09/2024 Start: 11:25 Finish: 11:37

Donington Park GP: 2.4873 miles

Clerk Of Course: Paul Levitt

Stewards:

Timekeeper: Gethin Rees



Results can be found at www.tsl-timing.com

Printed - 11:39 Saturday, 07 September 2024

2024 Ginetta Junior Championship

QUALIFYING - 2ND FASTEST CLASSIFICATION

POS	NO	CL	PIC	NAME	NAT	ENTRY	TIME	ON	LAPS	GAP	DIFF	MPH
1	90	J	1	Chase FERNANDEZ	GBR	R Racing	2:07.937	4	5			69.99
2	25	R	1	Ethan JEFF-HALL	GBR	R Racing	2:08.580	3	5	0.643	0.643	69.64
3	75	R	2	Colin CRONIN	IRL	Fox Motorsport	2:08.695	4	5	0.758	0.115	69.57
4	26	J	2	Henry JOSLYN	GBR	Preptech UK	2:09.172	3	5	1.235	0.477	69.32
5	11	R	3	Ruben DAN	AUS	Elite Motorsport	2:09.368	4	5	1.431	0.196	69.21
6	35*	R	4	Isaac PHELPS	GBR	Elite Motorsport	2:09.506	2	5	1.569	0.138	69.14
7	67	R	5	Marcus SAETER	NOR	R Racing	2:09.552	2	5	1.615	0.046	69.11
8	43	R	6	Archie CLARK	GBR	Elite Motorsport	2:09.635	3	5	1.698	0.083	69.07
9	5	R	7	Tom INGRAM HILL	GBR	R Racing	2:09.785	3	5	1.848	0.150	68.99
10	27*	R	8	Alfie SLATER	GBR	R Racing	2:09.790	2	5	1.853	0.005	68.99
11	31	J	3	Felix LIVESEY	GBR	MDD Racing	2:09.949	3	5	2.012	0.159	68.90
12	70	R	9	Jude PETERS (F)	GBR	E3 Sport	2:10.078	4	5	2.141	0.129	68.83
13	45	R	10	Jack ROBINSON (F)	GBR	Fox Motorsport	2:10.231	3	5	2.294	0.153	68.75
14	4	R	11	James ELLIS (F)	GBR	MDD Racing	2:10.374	3	5	2.437	0.143	68.68
15	50	J	4	Charlie HART	GBR	Elite Motorsport	2:10.389	3	5	2.452	0.015	68.67
16	18*	R	12	Torrin BYRNE (F)	GBR	Pace Performance	2:10.928	3	5	2.991	0.539	68.39
17	28	J	5	Harry MOSS	GBR	R Racing	2:11.058	4	5	3.121	0.130	68.32
18	53	R	13	Ethan CARNEY	USA	Preptech UK	2:11.163	2	5	3.226	0.105	68.26
19	23	J	6	Holly MIALL	GBR	Fox Motorsport	2:12.926	2	5	4.989	1.763	67.36

Comments:

No. 18, 27, 35 - 1 Lap time disallowed; exceeding track limits.

Weather / Track : Overcast / Wet

These results are provisional until the conclusion of any judicial and technical matters.

Date: 07/09/2024 Start: 11:25 Finish: 11:37

Donington Park GP: 2.4873 miles

Clerk Of Course: Paul Levitt

Stewards:

Timekeeper: Gethin Rees

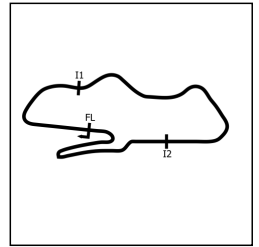


Results can be found at www.tsl-timing.com

Printed - 11:40 Saturday, 07 September 2024

2024 Ginetta Junior Championship

QUALIFYING - SECTOR ANALYSIS



SECTOR 1 = FL to I1, SECTOR 2 = I1 to I2, SECTOR 3 = I2 to FL, DIFF = Difference To Personal Best Lap, P = Crossed Finish Line in Pit Lane, D = Time Disallowed

P1		90 J		Chase FERNANDEZ		R Racing				
IDEAL LAP TIME : 2:07.532		BEST LAP TIME : 2:07.843		DIFFERENCE : 0.311						
LAP	SECTOR 1	SECTOR 2		SECTOR 3		LAP TIME	MPH	DIFF	TIME OF DAY	
1 -	OUTLAP	93.7	51.229	96.8	49.396	71.1			11:27:11.082	
2 -	27.847	95.3	51.865	96.4	48.643	70.4	2:08.355 (3)	69.76	0.512	11:29:19.437
3 -	27.918	95.8	51.269	96.1	48.656	69.7	2:07.843 (1)	70.04		11:31:27.280
4 -	27.935	97.8	51.546	95.5	48.456	70.6	2:07.937 (2)	69.99	0.094	11:33:35.217
5 -	28.363	90.0	52.607	94.5	IN PIT		2:15.076 P	66.29	7.233	11:35:50.293

P2		25 R		Ethan JEFF-HALL		R Racing				
IDEAL LAP TIME : 2:07.888		BEST LAP TIME : 2:08.043		DIFFERENCE : 0.155						
LAP	SECTOR 1	SECTOR 2		SECTOR 3		LAP TIME	MPH	DIFF	TIME OF DAY	
1 -	OUTLAP	95.7	51.182	96.8	51.219	71.1				11:27:24.883
2 -	27.799	96.5	51.229	96.2	49.770	70.6	2:08.798 (3)	69.52	0.755	11:29:33.681
3 -	27.891	97.3	51.250	96.0	49.439	70.1	2:08.580 (2)	69.64	0.537	11:31:42.261
4 -	27.721	98.1	51.337	95.5	48.985	70.4	2:08.043 (1)	69.93		11:33:50.304
5 -	28.973	88.5	53.008	95.7	IN PIT		2:17.754 P	65.00	9.711	11:36:08.058

P3		75 R		Colin CRONIN		Fox Motorsport				
IDEAL LAP TIME : 2:08.519		BEST LAP TIME : 2:08.631		DIFFERENCE : 0.112						
LAP	SECTOR 1	SECTOR 2		SECTOR 3		LAP TIME	MPH	DIFF	TIME OF DAY	
1 -	OUTLAP	92.3	51.530	95.4	50.158	71.1				11:28:18.370
2 -	28.064	92.6	51.498	95.5	49.348	71.4	2:08.910 (3)	69.46	0.279	11:30:27.280
3 -	28.015	94.7	51.565	95.8	49.051	70.7	2:08.631 (1)	69.61		11:32:35.911
4 -	27.983	95.3	51.485	96.5	49.227	70.1	2:08.695 (2)	69.57	0.064	11:34:44.606
5 -	28.588	90.3	52.132	96.0	IN PIT		2:16.052 P	65.81	7.421	11:37:00.658

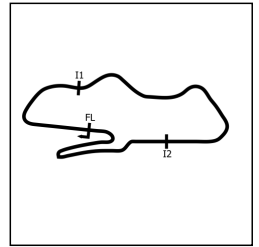
P4		26 J		Henry JOSLYN		Preptech UK				
IDEAL LAP TIME : 2:08.582		BEST LAP TIME : 2:08.739		DIFFERENCE : 0.157						
LAP	SECTOR 1	SECTOR 2		SECTOR 3		LAP TIME	MPH	DIFF	TIME OF DAY	
1 -	OUTLAP	96.5	51.994	96.1	49.806	71.6				11:27:53.818
2 -	27.733	96.5	51.919	96.4	49.608	69.4	2:09.260 (3)	69.27	0.521	11:30:03.078
3 -	27.966	98.2	51.642	96.5	49.564	70.4	2:09.172 (2)	69.32	0.433	11:32:12.250
4 -	27.890	98.9	51.642	97.1	49.207	69.2	2:08.739 (1)	69.55		11:34:20.989
5 -	31.250	78.4	54.588	82.1	IN PIT		2:23.091 P	62.57	14.352	11:36:44.080

P5		35 R		Isaac PHELPS		Elite Motorsport				
IDEAL LAP TIME : 2:08.944		BEST LAP TIME : 2:09.007		DIFFERENCE : 0.063						
LAP	SECTOR 1	SECTOR 2		SECTOR 3		LAP TIME	MPH	DIFF	TIME OF DAY	
1 -	OUTLAP	95.7	51.591	96.0	50.055	70.7				11:27:18.461
2 -	27.974	97.3	51.624	95.5	49.908	70.4	2:09.506 (2)	69.14	0.499	11:29:27.967
3 -	27.902	97.2	51.503	96.0	49.602	69.9	2:09.007 (1)	69.41		11:31:36.974
4 -	27.849	98.1	52.046	95.3	49.592	70.4	2:09.487 D	69.15	0.480	11:33:46.461
5 -	28.023	88.3	52.971	94.7	IN PIT		2:14.619 P	66.51	5.612	11:36:01.080

P6		67 R		Marcus SAETER		R Racing				
IDEAL LAP TIME : 2:08.992		BEST LAP TIME : 2:09.009		DIFFERENCE : 0.017						
LAP	SECTOR 1	SECTOR 2		SECTOR 3		LAP TIME	MPH	DIFF	TIME OF DAY	
1 -	OUTLAP	92.1	52.001	96.0	49.866	69.6				11:27:34.451
2 -	28.150	94.3	51.749	96.0	49.653	70.7	2:09.552 (2)	69.11	0.543	11:29:44.003
3 -	28.062	93.2	51.590	95.8	49.357	70.6	2:09.009 (1)	69.40		11:31:53.012
4 -	28.045	96.2	51.732	95.8	49.898	70.6	2:09.675 (3)	69.05	0.666	11:34:02.687
5 -	28.899	83.8	53.490	95.5	IN PIT		2:15.810 P	65.93	6.801	11:36:18.497

2024 Ginetta Junior Championship

QUALIFYING - SECTOR ANALYSIS



SECTOR 1 = FL to I1, SECTOR 2 = I1 to I2, SECTOR 3 = I2 to FL, DIFF = Difference To Personal Best Lap, P = Crossed Finish Line in Pit Lane, D = Time Disallowed

P7		43 R		Archie CLARK			Elite Motorsport			
IDEAL LAP TIME : 2:08.997		BEST LAP TIME : 2:09.179			DIFFERENCE : 0.182					
LAP	SECTOR 1	SECTOR 2		SECTOR 3		LAP TIME	MPH	DIFF	TIME OF DAY	
1 -	OUTLAP	92.4	52.371	96.1	50.843	71.3			11:27:51.206	
2 -	28.106	96.2	52.060	95.7	50.190	71.6	2:10.356 (3)	68.69	1.177	11:30:01.562
3 -	27.939	97.1	51.955	95.4	49.741	71.3	2:09.635 (2)	69.07	0.456	11:32:11.197
4 -	27.760	97.8	52.137	95.5	49.282	71.4	2:09.179 (1)	69.31		11:34:20.376
5 -	30.710	83.9	54.858	80.3	IN PIT		2:21.136 P	63.44	11.957	11:36:41.512

P8		11 R		Ruben DAN			Elite Motorsport			
IDEAL LAP TIME : 2:09.089		BEST LAP TIME : 2:09.302			DIFFERENCE : 0.213					
LAP	SECTOR 1	SECTOR 2		SECTOR 3		LAP TIME	MPH	DIFF	TIME OF DAY	
1 -	OUTLAP	93.3	52.658	95.4	50.558	71.0				11:28:00.326
2 -	28.068	95.8	51.755	96.1	49.867	70.6	2:09.690 (3)	69.04	0.388	11:30:10.016
3 -	27.954	96.2	51.604	95.8	49.744	70.8	2:09.302 (1)	69.25		11:32:19.318
4 -	28.233	96.2	51.484	95.5	49.651	70.4	2:09.368 (2)	69.21	0.066	11:34:28.686
5 -	28.360	88.7	53.226	89.2	IN PIT		2:18.648 P	64.58	9.346	11:36:47.334

P9		27 R		Alfie SLATER			R Racing			
IDEAL LAP TIME : 2:09.284		BEST LAP TIME : 2:09.358			DIFFERENCE : 0.074					
LAP	SECTOR 1	SECTOR 2		SECTOR 3		LAP TIME	MPH	DIFF	TIME OF DAY	
1 -	OUTLAP	93.2	1:02.054	85.7	51.312	71.2				11:27:41.145
2 -	27.892	93.2	51.828	96.2	50.070	70.3	2:09.790 (2)	68.99	0.432	11:29:50.935
3 -	27.945	93.4	51.658	96.4	49.755	70.7	2:09.358 (1)	69.22		11:32:00.293
4 -	27.981	94.9	51.663	96.6	49.734	71.4	2:09.378 D	69.21	0.020	11:34:09.671
5 -	28.518	93.7	52.305	95.8	IN PIT		2:14.285 P	66.68	4.927	11:36:23.956

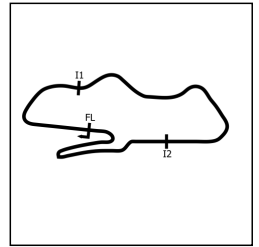
P10		5 R		Tom INGRAM HILL			R Racing			
IDEAL LAP TIME : 2:09.423		BEST LAP TIME : 2:09.554			DIFFERENCE : 0.131					
LAP	SECTOR 1	SECTOR 2		SECTOR 3		LAP TIME	MPH	DIFF	TIME OF DAY	
1 -	OUTLAP	98.2	51.730	95.5	50.097	70.7				11:28:13.516
2 -	28.136	97.9	51.643	95.5	49.775	70.7	2:09.554 (1)	69.11		11:30:23.070
3 -	28.148	97.9	51.802	96.2	49.835	70.4	2:09.785 (2)	68.99	0.231	11:32:32.855
4 -	28.045	97.3	52.808	95.0	49.804	70.2	2:10.657 (3)	68.53	1.103	11:34:43.512
5 -	28.005	98.1	52.021	94.9	IN PIT		2:13.775 P	66.93	4.221	11:36:57.287

P11		31 J		Felix LIVESEY			MDD Racing			
IDEAL LAP TIME : 2:09.698		BEST LAP TIME : 2:09.708			DIFFERENCE : 0.010					
LAP	SECTOR 1	SECTOR 2		SECTOR 3		LAP TIME	MPH	DIFF	TIME OF DAY	
1 -	OUTLAP	91.0	52.783	95.1	51.148	70.5				11:28:26.167
2 -	28.500	93.7	52.149	94.7	49.751	70.0	2:10.400 (3)	68.66	0.692	11:30:36.567
3 -	28.236	95.5	52.026	94.7	49.687	70.4	2:09.949 (2)	68.90	0.241	11:32:46.516
4 -	28.208	97.2	51.898	94.9	49.602	70.1	2:09.708 (1)	69.03		11:34:56.224
5 -	28.198	96.0	52.469	95.3	IN PIT		2:13.867 P	66.89	4.159	11:37:10.091

P12		70 R		Jude PETERS (F)			E3 Sport			
IDEAL LAP TIME : 2:09.740		BEST LAP TIME : 2:09.861			DIFFERENCE : 0.121					
LAP	SECTOR 1	SECTOR 2		SECTOR 3		LAP TIME	MPH	DIFF	TIME OF DAY	
1 -	OUTLAP	90.4	52.022	95.4	49.846	70.9				11:27:38.658
2 -	28.034	91.1	52.025	95.8	49.802	70.4	2:09.861 (1)	68.95		11:29:48.519
3 -	28.197	91.6	52.135	95.5	49.857	70.4	2:10.189 (3)	68.78	0.328	11:31:58.708
4 -	28.083	93.4	52.015	95.4	49.980	70.1	2:10.078 (2)	68.83	0.217	11:34:08.786
5 -	28.380	94.5	51.904	95.4	IN PIT		2:12.565 P	67.54	2.704	11:36:21.351

2024 Ginetta Junior Championship

QUALIFYING - SECTOR ANALYSIS



SECTOR 1 = FL to I1, SECTOR 2 = I1 to I2, SECTOR 3 = I2 to FL, DIFF = Difference To Personal Best Lap, P = Crossed Finish Line in Pit Lane, D = Time Disallowed

P13 18 R		Torrin BYRNE (F)					Pace Performance		
IDEAL LAP TIME : 2:09.587		BEST LAP TIME : 2:09.982					DIFFERENCE : 0.395		
LAP	SECTOR 1	SECTOR 2		SECTOR 3		LAP TIME	MPH	DIFF	TIME OF DAY
1 -	OUTLAP	95.7	51.532	96.4	50.451	70.7			11:28:04.047
2 -	28.107	95.5	51.927	96.2	49.948	70.8	2:09.982 (1)	68.88	11:30:14.029
3 -	28.271	95.4	52.457	95.5	50.200	69.9	2:10.928 (2)	68.39	0.946 11:32:24.957
4 -	28.600	95.1	52.557	94.6	50.235	69.5	2:11.392 D	68.15	1.410 11:34:36.349
5 -	28.441	95.4	52.520	93.9	IN PIT		2:16.315 P	65.68	6.333 11:36:52.664

P14 45 R		Jack ROBINSON (F)					Fox Motorsport		
IDEAL LAP TIME : 2:09.858		BEST LAP TIME : 2:10.035					DIFFERENCE : 0.177		
LAP	SECTOR 1	SECTOR 2		SECTOR 3		LAP TIME	MPH	DIFF	TIME OF DAY
1 -	OUTLAP	89.5	52.746	94.7	50.879	69.9			11:28:35.876
2 -	28.539	90.6	52.275	95.0	50.060	69.4	2:10.874 (3)	68.42	0.839 11:30:46.750
3 -	28.276	92.4	52.215	95.0	49.740	69.4	2:10.231 (2)	68.75	0.196 11:32:56.981
4 -	28.453	93.0	52.002	95.1	49.580	69.3	2:10.035 (1)	68.86	11:35:07.016
5 -	29.274	79.4	52.753	95.1	IN PIT		2:14.941 P	66.35	4.906 11:37:21.957

P15 50 J		Charlie HART					Elite Motorsport		
IDEAL LAP TIME : 2:10.083		BEST LAP TIME : 2:10.235					DIFFERENCE : 0.152		
LAP	SECTOR 1	SECTOR 2		SECTOR 3		LAP TIME	MPH	DIFF	TIME OF DAY
1 -	OUTLAP	90.5	52.292	95.7	49.907	70.8			11:27:44.606
2 -	28.227	95.7	53.072	95.1	49.770	70.0	2:11.069 (3)	68.31	0.834 11:29:55.675
3 -	28.080	96.2	52.233	95.5	50.076	68.8	2:10.389 (2)	68.67	0.154 11:32:06.064
4 -	28.128	96.9	52.315	95.1	49.792	69.6	2:10.235 (1)	68.75	11:34:16.299
5 -	28.503	82.6	53.593	95.1	IN PIT		2:18.180 P	64.80	7.945 11:36:34.479

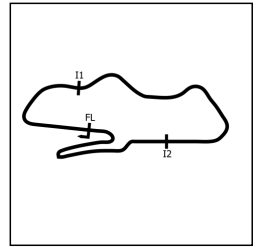
P16 4 R		James ELLIS (F)					MDD Racing		
IDEAL LAP TIME : 2:09.703		BEST LAP TIME : 2:10.354					DIFFERENCE : 0.651		
LAP	SECTOR 1	SECTOR 2		SECTOR 3		LAP TIME	MPH	DIFF	TIME OF DAY
1 -	OUTLAP	85.9	52.721	95.0	50.920	70.6			11:28:40.095
2 -	28.291	88.5	52.397	95.1	50.455	70.3	2:11.143 (3)	68.28	0.789 11:30:51.238
3 -	28.392	89.4	52.095	95.3	49.887	69.6	2:10.374 (2)	68.68	0.020 11:33:01.612
4 -	28.392	93.8	52.363	95.0	49.599	69.7	2:10.354 (1)	68.69	11:35:11.966
5 -	28.009	94.5	52.100	95.3	IN PIT		2:15.161 P	66.25	4.807 11:37:27.127

P17 53 R		Ethan CARNEY					Preptech UK		
IDEAL LAP TIME : 2:10.173		BEST LAP TIME : 2:10.595					DIFFERENCE : 0.422		
LAP	SECTOR 1	SECTOR 2		SECTOR 3		LAP TIME	MPH	DIFF	TIME OF DAY
1 -	OUTLAP	93.7	52.643	95.0	50.611	69.8			11:28:10.554
2 -	28.499	95.0	52.537	94.5	50.127	69.2	2:11.163 (2)	68.26	0.568 11:30:21.717
3 -	28.520	95.5	52.254	94.5	49.821	69.5	2:10.595 (1)	68.56	11:32:32.312
4 -	28.356	95.8	53.203	95.5	50.266	69.2	2:11.825 (3)	67.92	1.230 11:34:44.137
5 -	28.098	95.8	52.356	95.3	IN PIT		2:14.634 P	66.50	4.039 11:36:58.771

P18 28 J		Harry MOSS					R Racing		
IDEAL LAP TIME : 2:10.704		BEST LAP TIME : 2:10.936					DIFFERENCE : 0.232		
LAP	SECTOR 1	SECTOR 2		SECTOR 3		LAP TIME	MPH	DIFF	TIME OF DAY
1 -	OUTLAP	89.3	52.910	94.3	50.213	70.7			11:28:30.418
2 -	28.299	98.8	52.565	94.6	50.072	70.3	2:10.936 (1)	68.38	11:30:41.354
3 -	28.442	91.8	52.708	94.5	50.293	70.0	2:11.443 (3)	68.12	0.507 11:32:52.797
4 -	28.379	96.4	52.839	94.9	49.840	70.2	2:11.058 (2)	68.32	0.122 11:35:03.855
5 -	28.631	91.4	52.870	94.7	IN PIT		2:13.371 P	67.13	2.435 11:37:17.226

2024 Ginetta Junior Championship

QUALIFYING - SECTOR ANALYSIS



SECTOR 1 = FL to I1, SECTOR 2 = I1 to I2, SECTOR 3 = I2 to FL, DIFF = Difference To Personal Best Lap, P = Crossed Finish Line in Pit Lane, D = Time Disallowed

P19 23 J		Holly MIALL			Fox Motorsport					
IDEAL LAP TIME : 2:12.511		BEST LAP TIME : 2:12.511			DIFFERENCE : 0.000					
LAP	SECTOR 1	SECTOR 2		SECTOR 3	LAP TIME	MPH	DIFF	TIME OF DAY		
1 -	OUTLAP	82.7	53.394	95.0	51.663	70.2		11:28:46.704		
2 -	28.890	88.6	52.856	94.9	51.180	69.5	2:12.926 (2)	67.36	0.415	11:30:59.630
3 -	28.505	89.1	52.844	95.1	51.162	69.7	2:12.511 (1)	67.57		11:33:12.141
4 -	28.774	88.3	52.868	95.3	51.484	69.4	2:13.126 (3)	67.26	0.615	11:35:25.267
5 -	29.073	84.9	53.790	95.1	IN PIT		2:16.815 P	65.44	4.304	11:37:42.082

2024 Ginetta Junior Championship

QUALIFYING - BEST SECTORS

SECTOR 1			SECTOR 2			SECTOR 3			IDEAL / BEST COMPARISON						
POS	NO	NAME	TIME	NO	NAME	TIME	NO	NAME	TIME	POS	NO	NAME	IDEAL	BEST	DIFF
												PERFECT LAP	2:07.359		
1	25	JEFF-HALL	27.721	25	JEFF-HALL	51.182	90	FERNANDEZ	48.456	1	90	FERNANDEZ	2:07.532	2:07.843	0.311
2	26	JOSLYN	27.733	90	FERNANDEZ	51.229	25	JEFF-HALL	48.985	2	25	JEFF-HALL	2:07.888	2:08.043	0.155
3	43	CLARK	27.760	11	DAN	51.484	75	CRONIN	49.051	3	75	CRONIN	2:08.519	2:08.631	0.112
4	90	FERNANDEZ	27.847	75	CRONIN	51.485	26	JOSLYN	49.207	4	26	JOSLYN	2:08.582	2:08.739	0.157
5	35	PHELPS	27.849	35	PHELPS	51.503	43	CLARK	49.282	5	35	PHELPS	2:08.944	2:09.007	0.063
6	27	SLATER	27.892	18	BYRNE (F)	51.532	67	SAETER	49.357	6	67	SAETER	2:08.992	2:09.009	0.017
7	11	DAN	27.954	67	SAETER	51.590	45	ROBINSON (F)	49.580	7	43	CLARK	2:08.997	2:09.179	0.182
8	75	CRONIN	27.983	26	JOSLYN	51.642	35	PHELPS	49.592	8	11	DAN	2:09.089	2:09.302	0.213
9	5	INGRAM HILL	28.005	5	INGRAM HILL	51.643	4	ELLIS (F)	49.599	9	27	SLATER	2:09.284	2:09.358	0.074
10	4	ELLIS (F)	28.009	27	SLATER	51.658	31	LIVESEY	49.602	10	5	INGRAM HILL	2:09.423	2:09.554	0.131
11	70	PETERS (F)	28.034	31	LIVESEY	51.898	11	DAN	49.651	11	18	BYRNE (F)	2:09.587	2:09.982	0.395
12	67	SAETER	28.045	70	PETERS (F)	51.904	27	SLATER	49.734	12	31	LIVESEY	2:09.698	2:09.708	0.010
13	50	HART	28.080	43	CLARK	51.955	50	HART	49.770	13	4	ELLIS (F)	2:09.703	2:10.354	0.651
14	53	CARNEY	28.098	45	ROBINSON (F)	52.002	5	INGRAM HILL	49.775	14	70	PETERS (F)	2:09.740	2:09.861	0.121
15	18	BYRNE (F)	28.107	4	ELLIS (F)	52.095	70	PETERS (F)	49.802	15	45	ROBINSON (F)	2:09.858	2:10.035	0.177
16	31	LIVESEY	28.198	50	HART	52.233	53	CARNEY	49.821	16	50	HART	2:10.083	2:10.235	0.152
17	45	ROBINSON (F)	28.276	53	CARNEY	52.254	28	MOSS	49.840	17	53	CARNEY	2:10.173	2:10.595	0.422
18	28	MOSS	28.299	28	MOSS	52.565	18	BYRNE (F)	49.948	18	28	MOSS	2:10.704	2:10.936	0.232
19	23	MIALL	28.505	23	MIALL	52.844	23	MIALL	51.162	19	23	MIALL	2:12.511	2:12.511	0.000

2024 Ginetta Junior Championship

QUALIFYING - BEST SPEEDS

POS	INTERMEDIATE 1			INTERMEDIATE 2			FINISH LINE		
	NO	NAME	MPH	NO	NAME	MPH	NO	NAME	MPH
1	26	JOSLYN	98.9	26	JOSLYN	97.1	26	JOSLYN	71.6
2	28	MOSS	98.8	90	FERNANDEZ	96.8	43	CLARK	71.6
3	5	INGRAM HILL	98.2	25	JEFF-HALL	96.8	75	CRONIN	71.4
4	25	JEFF-HALL	98.1	27	SLATER	96.6	27	SLATER	71.4
5	35	PHELPS	98.1	75	CRONIN	96.5	90	FERNANDEZ	71.1
6	90	FERNANDEZ	97.8	18	BYRNE (F)	96.4	25	JEFF-HALL	71.1
7	43	CLARK	97.8	5	INGRAM HILL	96.2	11	DAN	71.0
8	31	LIVESEY	97.2	43	CLARK	96.1	70	PETERS (F)	70.9
9	50	HART	96.9	11	DAN	96.1	18	BYRNE (F)	70.8
10	67	SAETER	96.2	35	PHELPS	96.0	50	HART	70.8
11	11	DAN	96.2	67	SAETER	96.0	5	INGRAM HILL	70.7
12	53	CARNEY	95.8	70	PETERS (F)	95.8	35	PHELPS	70.7
13	18	BYRNE (F)	95.7	50	HART	95.7	67	SAETER	70.7
14	75	CRONIN	95.3	53	CARNEY	95.5	28	MOSS	70.7
15	27	SLATER	94.9	31	LIVESEY	95.3	4	ELLIS (F)	70.6
16	70	PETERS (F)	94.5	4	ELLIS (F)	95.3	31	LIVESEY	70.5
17	4	ELLIS (F)	94.5	23	MIALL	95.3	23	MIALL	70.2
18	45	ROBINSON (F)	93.0	45	ROBINSON (F)	95.1	45	ROBINSON (F)	69.9
19	23	MIALL	89.1	28	MOSS	94.9	53	CARNEY	69.8

2024 Ginetta Junior Championship

QUALIFYING - STATISTICS

Competitors Started 19
Planned Start 2024-09-07 @ 11:20:00.000
Actual Start 2024-09-07 @ 11:25:02.094
Finish Time 2024-09-07 @ 11:37:48.182
Track Length 2.4873mi.
Total Laps 95
Total Distance Covered 236.2981mi.

Session Fastest Lap History

NO	CL	NAME	LAP TIME	TIME OF DAY	LAP	VEHICLE
90	JUNIOR	Chase FERNANDEZ	2:08.355	11:29:19.464	2	R Racing
90	JUNIOR	Chase FERNANDEZ	2:07.843	11:31:27.306	3	R Racing

Flag History

TYPE	TIME OF DAY
GREEN	11:25:02.094
FINISH	11:37:48.182

Flag Statistics

TYPE	COUNT	TOTAL LAPS	TOTAL TIME
Green	1	5	12:58.574
Red	0	0	0.000
Safety Car	0	0	0.000
FCY	0	0	0.000

2024 Ginetta Junior Championship

QUALIFYING - STATISTICS

CLASS : JUNIOR

6 Starters

Fastest Lap History

NO	NAME	LAP TIME	TIME OF DAY	LAP	VEHICLE
90	Chase FERNANDEZ	2:08.355	11:29:19.464	2	R Racing
90	Chase FERNANDEZ	2:07.843	11:31:27.306	3	R Racing

2024 Ginetta Junior Championship

QUALIFYING - STATISTICS

CLASS : ROOKIE

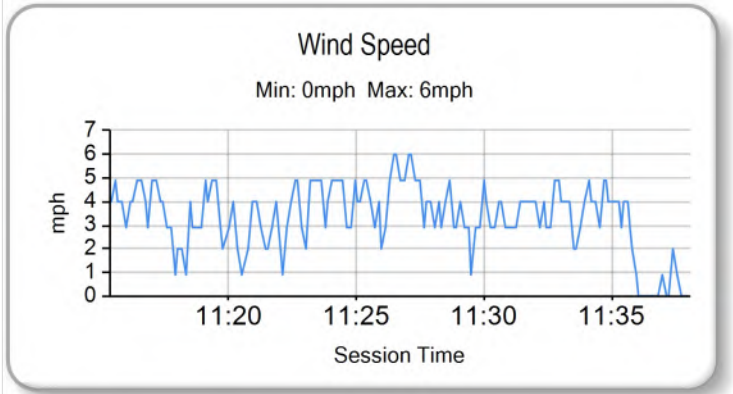
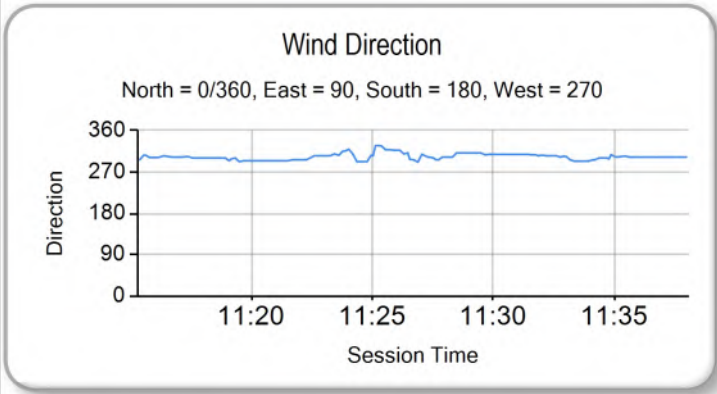
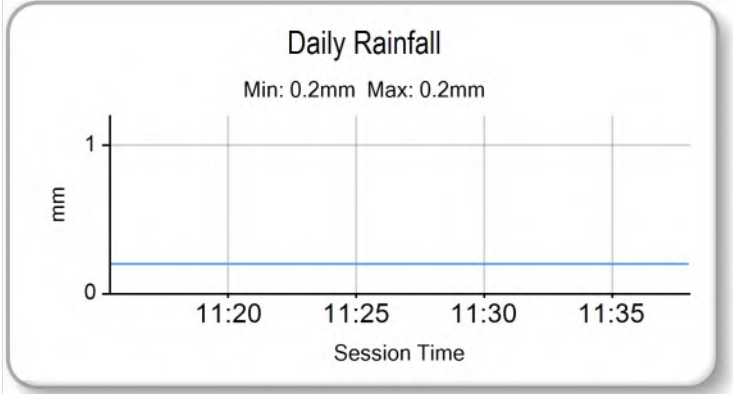
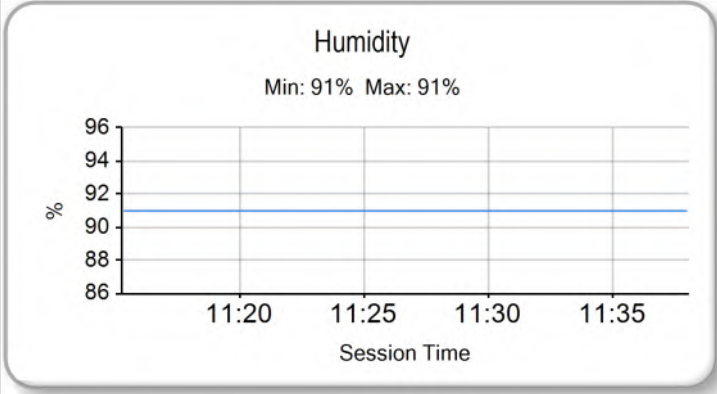
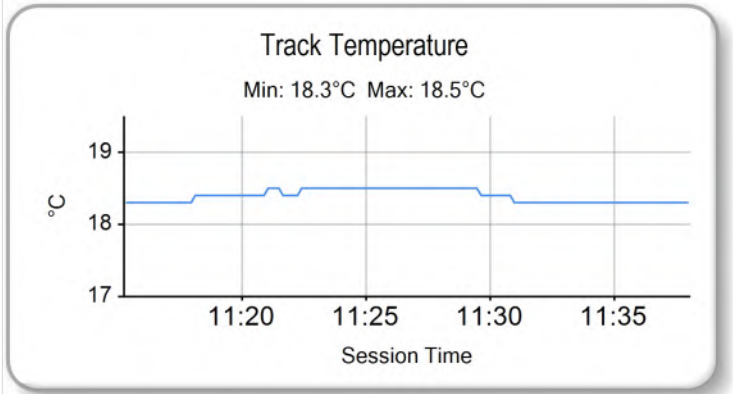
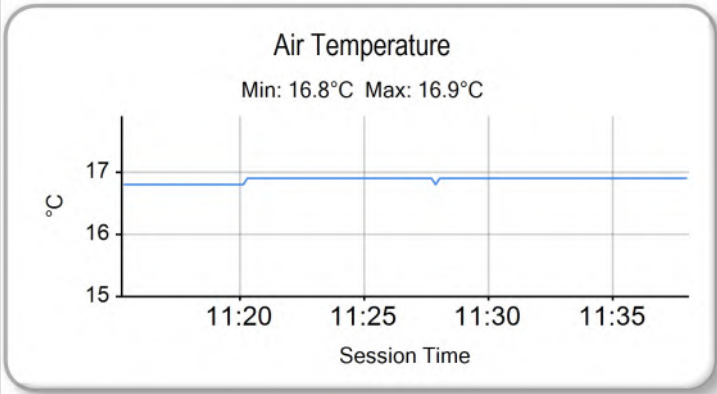
13 Starters

Fastest Lap History

NO	NAME	LAP TIME	TIME OF DAY	LAP	VEHICLE
35	Isaac PHELPS	2:09.506	11:29:27.989	2	Elite Motorsport
25	Ethan JEFF-HALL	2:08.798	11:29:33.704	2	R Racing
25	Ethan JEFF-HALL	2:08.580	11:31:42.284	3	R Racing
25	Ethan JEFF-HALL	2:08.043	11:33:50.326	4	R Racing

2024 Ginetta Junior Championship

QUALIFYING - WEATHER CONDITIONS



2024 Ginetta Junior Championship

RACE 1 - ROUND 20 - GRID (20 minutes)

ROW 10	19	2:12.511	23 Holly MIALL	18	2:10.936	28 Harry MOSS
ROW 9	17	2:10.595	53 Ethan CARNEY	16	2:10.354	4 James ELLIS (F)
ROW 8	15	2:10.235	50 Charlie HART	14	2:10.035	45 Jack ROBINSON (F)
ROW 7	13	2:09.982	18 Torrin BYRNE (F)	12	2:09.861	70 Jude PETERS (F)
ROW 6	11	2:09.708	31 Felix LIVESEY	10	2:09.554	5 Tom INGRAM HILL
ROW 5	9	2:09.358	27 Alfie SLATER	8	2:09.302	11 Ruben DAN
ROW 4	7	2:09.179	43 Archie CLARK	6	2:09.009	67 Marcus SAETER
ROW 3	5	2:09.007	35 Isaac PHELPS	4	2:08.739	26 Henry JOSLYN
ROW 2	3	2:08.631	75 Colin CRONIN	2	2:08.043	25 Ethan JEFF-HALL
ROW 1	1	2:07.843	90 Chase FERNANDEZ			
Pole						

These results are provisional until the conclusion of any judicial and technical matters.

Donington Park GP: 2.4873 miles

Clerk Of Course: Paul Levitt	Stewards:	Timekeeper: Gethin Rees	
------------------------------	-----------	-------------------------	--

Results can be found at www.tsl-timing.com

Printed - 11:41 Saturday, 07 September 2024

2024 Ginetta Junior Championship

RACE 1 - ROUND 20 - CLASSIFICATION - AMENDED

Race Distance: 10 Laps / 24.87 miles

POS	NO	CL	PIC	NAME	NAT	ENTRY	LAPS	TIME	GAP	DIFF	MPH	BEST	ON	GRD	↑↓
1	75	R	1	Colin CRONIN	IRL	Fox Motorsport	10	20:44.411			71.84	1:57.832	7	3	2
2	67*	R	2	Marcus SAETER	NOR	R Racing	10	20:44.008			71.87	1:57.859	7	6	4
3	25	R	3	Ethan JEFF-HALL	GBR	R Racing	10	20:44.869	0.458		71.82	1:57.603	9	2	-1
4	26	J	1	Henry JOSLYN	GBR	Preptech UK	10	20:45.078	0.667	0.209	71.80	1:57.673	9	4	0
5	43	R	4	Archie CLARK	GBR	Elite Motorsport	10	20:45.272	0.861	0.194	71.79	1:57.688	9	7	2
6	50	J	2	Charlie HART	GBR	Elite Motorsport	10	20:48.014	3.603	2.742	71.64	1:58.510	9	15	9
7	70	R	5	Jude PETERS (F)	GBR	E3 Sport	10	20:48.984	4.573	0.970	71.58	1:58.656	10	12	5
8	27	R	6	Alfie SLATER	GBR	R Racing	10	20:57.999	13.588	9.015	71.07	1:58.984	7	9	1
9	5	R	7	Tom INGRAM HILL	GBR	R Racing	10	20:59.832	15.421	1.833	70.96	1:59.579	7	10	1
10	53	R	8	Ethan CARNEY	USA	Preptech UK	10	21:00.583	16.172	0.751	70.92	1:59.516	9	17	7
11	4	R	9	James ELLIS (F)	GBR	MDD Racing	10	21:01.343	16.932	0.760	70.88	1:59.482	9	16	5
12	23	J	3	Holly MIALI	GBR	Fox Motorsport	10	21:02.911	18.500	1.568	70.79	2:01.025	9	19	7
13	28*	J	4	Harry MOSS	GBR	R Racing	10	21:01.421			70.87	1:59.785	9	18	5
14	18	R	10	Torrin BYRNE (F)	GBR	Pace Performance	10	21:03.341	18.930		70.77	2:00.435	8	13	-1
15	45	R	11	Jack ROBINSON (F)	GBR	Fox Motorsport	9	21:04.162	1 Lap	1 Lap	63.64	2:00.416	7	14	-1

NOT CLASSIFIED

DNF	11	R		Ruben DAN	AUS	Elite Motorsport	7	15:07.021	3 Laps	2 Laps	68.95	1:58.580	4	8	
DNF	35	R		Isaac PHELPS	GBR	Elite Motorsport	6	12:49.319	4 Laps	1 Lap	69.65	1:58.911	2	5	
DNF	90	J		Chase FERNANDEZ	GBR	R Racing	3	5:59.763	7 Laps	3 Laps	74.29	1:58.575	2	1	
DQ	31*	J		Felix LIVESEY	GBR	MDD Racing									11

FASTEST LAP

	25	R		Ethan JEFF-HALL	GBR	R Racing	9	1:57.603			76.14 mph		122.53 kph		
	26	J		Henry JOSLYN	GBR	Preptech UK	9	1:57.673			76.09 mph		122.46 kph		

Comments:

*Cars 28 & 67 - 1 place position penalty for C2.3 - gaining an unfair advantage

*Car 31 - Disqualified from the results of the race for C1.1.6, Q12.24.3 (e/f), Q12.24.5

Weather / Track : Overcast / Drying

These results are provisional until the conclusion of any judicial and technical matters.

Date: 07/09/2024 Start: 15:43 Finish: 16:03

Donington Park GP: 2.4873 miles

Clerk Of Course: Paul Levitt	Stewards:	Timekeeper: Gethin Rees	
------------------------------	-----------	-------------------------	--

Results can be found at www.tsl-timing.com

Printed - 07:34 Sunday, 08 September 2024

2024 Ginetta Junior Championship

RACE 1 - ROUND 20 - LAP CHART

LAP 1 @ 15:45:08.840			LAP 2 @ 15:47:07.415			LAP 3 @ 15:49:06.191			LAP 4 @ 15:51:07.800			LAP 5 @ 15:53:22.792		
NO	BEHIND	LAP TIME	NO	BEHIND	LAP TIME	NO	BEHIND	LAP TIME	NO	BEHIND	LAP TIME	NO	BEHIND	LAP TIME
90		2:02.412	90		1:58.575	90		1:58.776	75		2:00.241	75		2:14.992
25	0.232	2:02.644	25	0.278	1:58.621	25	0.435	1:58.933	35	0.303	1:59.652	35	0.566	2:15.255
75	0.870	2:03.282	75	1.065	1:58.770	75	1.368	1:59.079	67	0.479	2:00.039	67	1.019	2:15.532
35	1.160	2:03.572	35	1.496	1:58.911	67	2.049	1:58.470	43	1.955	1:58.874	43	1.746	2:14.783
67	2.192	2:04.604	67	2.355	1:58.738	35	2.260	1:59.540	11	2.352	1:58.580	11	2.278	2:14.918
43	2.822	2:05.234	43	4.124	1:59.877	43	4.690	1:59.342	26	3.026	1:58.920	26	2.830	2:14.796
26	2.893	2:05.305	26	5.077	2:00.759	11	5.381	1:58.804	25	4.393	2:05.567	25	3.486	2:14.085
27	3.495	2:05.907	11	5.353	2:00.103	26	5.715	1:59.414	31	5.418	1:59.499	31	3.978	2:13.552
11	3.825	2:06.237	31	6.419	2:00.506	31	7.528	1:59.885	70	5.995	1:59.621	70	4.778	2:13.775
31	4.488	2:06.900	70	7.217	2:00.083	70	7.983	1:59.542	50	7.034	1:59.428	50	5.249	2:13.207
70	5.709	2:08.121	50	8.062	2:00.243	50	9.215	1:59.929	5	7.662	1:59.668	4	5.858	2:12.644
4	6.009	2:08.421	5	8.777	2:01.155	5	9.603	1:59.602	4	8.206	1:59.841	5	6.396	2:13.726
5	6.197	2:08.609	4	9.021	2:01.587	4	9.974	1:59.729	53	9.697	2:00.273	53	6.752	2:12.047
50	6.394	2:08.806	53	9.451	2:00.898	53	11.033	2:00.358	27	12.013	1:58.996	27	7.742	2:10.721
53	7.128	2:09.540	23	12.964	2:02.014	27	14.626	1:59.932	23	17.667	2:02.948	23	9.038	2:06.363
45	7.452	2:09.864	27	13.470	2:08.550	23	16.328	2:02.140	18	18.111	2:02.021	18	9.802	2:06.683
18	7.484	2:09.896	18	15.015	2:06.106	18	17.699	2:01.460	28	18.609	2:01.139	28	10.162	2:06.545
28	8.714	2:11.126	28	16.118	2:05.979	28	19.079	2:01.737	45	1 Lap	4:05.225	45	1 Lap	2:02.408
23	9.525	2:11.937	45	28.222	2:19.345 P									

2024 Ginetta Junior Championship

RACE 1 - ROUND 20 - LAP CHART

LAP 6 @ 15:55:55.445			LAP 7 @ 15:57:53.277			LAP 8 @ 15:59:51.911			LAP 9 @ 16:01:50.257			LAP 10 @ 16:03:50.436		
NO	BEHIND	LAP TIME	NO	BEHIND	LAP TIME	NO	BEHIND	LAP TIME	NO	BEHIND	LAP TIME	NO	BEHIND	LAP TIME
75		2:32.653	75		1:57.832	75		1:58.634	75		1:58.346	67		1:59.797
35	0.302	2:32.389	67	0.788	1:57.859	67	0.552	1:58.398	67	0.382	1:58.176	75	0.403	2:00.582
67	0.761	2:32.395	25	3.056	1:58.574	25	2.053	1:57.631	25	1.310	1:57.603	25	0.861	1:59.730
43	1.162	2:32.069	26	3.826	1:59.608	26	2.962	1:57.770	26	2.289	1:57.673	26	1.070	1:58.960
11	1.489	2:31.864	43	4.069	2:00.739	43	3.375	1:57.940	43	2.717	1:57.688	43	1.264	1:58.726
26	2.050	2:31.873	50	5.321	1:59.142	50	5.214	1:58.527	50	5.378	1:58.510	50	4.006	1:58.807
25	2.314	2:31.481	70	5.644	1:59.815	70	6.033	1:59.023	70	6.499	1:58.812	70	4.976	1:58.656
31	3.138	2:31.813	31	5.990	2:00.684	31	7.198	1:59.842	27	9.677	1:59.797	27	13.991	2:04.493
70	3.661	2:31.536	4	6.789	1:59.830	27	8.226	1:59.598	31	9.706	2:00.854	5	15.824	2:05.597
50	4.011	2:31.415	5	7.058	1:59.579	5	9.042	2:00.618	5	10.406	1:59.710	53	16.575	2:05.258
4	4.791	2:31.586	27	7.262	1:58.984	4	9.482	2:01.327	4	10.618	1:59.482	31	16.868	2:07.341
5	5.311	2:31.568	53	9.047	2:01.021	53	10.326	1:59.913	53	11.496	1:59.516	4	17.335	2:06.896
53	5.858	2:31.759	23	10.966	2:01.373	28	12.942	2:00.433	28	14.381	1:59.785	28	17.413	2:03.211
27	6.110	2:31.021	28	11.143	2:00.962	23	14.043	2:01.711	23	16.722	2:01.025	23	18.903	2:02.360
23	7.425	2:31.040	18	12.520	2:02.160	18	14.321	2:00.435	18	17.886	2:01.911	18	19.333	2:01.626
28	8.013	2:30.504	45	1 Lap	2:02.593	45	1 Lap	2:00.416	45	1 Lap	2:01.532	45	1 Lap	2:02.237
18	8.192	2:31.043	11	20.172	2:16.515 P									
45	1 Lap	2:20.542												

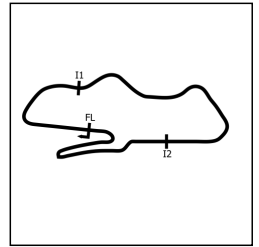
2024 Ginetta Junior Championship

RACE 1 - ROUND 20 - POSITION CHART WITH INTERMEDIATES

No	Name	Lap Pos	Lap																																		
			L0 - Int1-M	L0 - Int2-M	L1 - Finish	L1 - Int1-M	L1 - Int2-M	L2 - Finish	L2 - Int1-M	L2 - Int2-M	L3 - Finish	L3 - Int1-M	L3 - Int2-M	L4 - Finish	L4 - Int1-M	L4 - Int2-M	L5 - Finish	L5 - Int1-M	L5 - Int2-M	L6 - Finish	L6 - Int1-M	L6 - Int2-M	L7 - Finish	L7 - Int1-M	L7 - Int2-M	L8 - Finish	L8 - Int1-M	L8 - Int2-M	L9 - Finish	L9 - Int1-M	L9 - Int2-M	L10 - Finish					
90	FERNANDEZ	1	90	90	90	90	90	90	90	90	90	90	90	90	75	75	75	75	75	75	75	75	75	75	75	75	75	75	75	75	75	75	75	75	75	75	67
25	JEFF-HALL	2	25	25	25	25	25	25	25	25	25	25	25	25	35	35	35	35	35	35	35	35	35	35	35	35	67	67	67	67	67	67	67	67	67	67	75
75	CRONIN	3	75	75	75	75	75	75	75	75	75	75	75	67	67	67	67	67	67	67	67	67	67	67	67	25	25	25	25	25	25	25	25	25	25	25	25
26	JOSLYN	4	26	35	35	35	35	35	35	35	35	35	67	67	67	43	43	43	43	43	43	43	43	43	43	26	26	26	26	26	26	26	26	26	26	26	26
35	PHELPS	5	35	26	67	67	67	67	67	67	67	35	35	35	11	11	11	11	11	11	11	11	11	11	11	11	43	43	43	43	43	43	43	43	43	43	43
67	SAETER	6	67	67	43	43	43	43	43	43	43	43	43	43	26	26	26	26	26	26	26	26	26	26	26	25	50	50	50	50	50	50	50	50	50	50	50
43	CLARK	7	43	43	26	27	26	26	26	26	11	11	11	11	25	25	25	25	25	25	25	25	25	25	25	26	70	70	70	70	70	70	70	70	70	70	70
11	DAN	8	27	27	27	11	11	11	11	11	11	26	26	26	31	31	31	31	31	31	31	31	31	31	31	31	31	31	31	31	31	31	31	31	31	31	31
27	SLATER	9	11	11	11	26	31	31	31	31	31	31	31	31	70	70	70	70	70	70	70	70	70	70	70	4	4	27	27	27	27	31	27	27	5		
5	INGRAM HILL	10	31	31	31	31	70	70	70	70	70	70	70	70	50	50	50	50	50	50	50	50	50	50	50	5	27	5	5	5	5	5	5	5	5	4	53
31	LIVESEY	11	5	5	70	70	4	50	50	50	50	50	50	5	5	4	4	4	4	4	4	4	4	4	4	4	27	5	4	4	4	4	4	4	4	53	31
70	PETERS (F)	12	70	70	4	4	50	5	5	5	5	5	5	5	4	4	5	5	5	5	5	5	5	5	5	5	53	53	53	53	53	53	53	53	53	5	4
18	BYRNE (F)	13	18	18	5	50	5	4	4	4	4	4	4	4	53	53	53	53	53	53	53	53	53	53	27	27	23	28	28	28	28	28	28	28	28	28	28
45	ROBINSON (F)	14	4	4	50	5	53	53	53	53	53	53	53	53	27	27	27	27	27	27	27	27	27	27	27	53	53	28	23	23	23	23	23	23	23	23	23
50	HART	15	50	50	53	53	45	23	27	27	27	27	27	27	23	23	23	23	23	23	23	23	23	23	23	18	18	18	18	18	18	18	18	18	18	18	18
4	ELLIS (F)	16	53	53	45	45	18	27	23	23	23	23	23	23	18	18	18	18	18	18	18	18	18	18	18	28	28	28	45	45	45	45	45	45	45		
53	CARNEY	17	45	45	18	18	28	18	18	18	18	18	18	18	28	28	28	28	28	28	28	28	28	28	18	18	18										
28	MOSS	18	23	28	28	28	23	28	28	28	28	28	28	28	45	45	45	45	45	45	45	45	45	45	45	45	45	45	45	45	45	45	45	45	45	45	45
23	MIALL	19	28	23	23	23	27	45	45	45	45	45	45	45	45	45	45	45	45	45	45	45	45	45	45	45	45	45	45	45	45	45	45	45	45	45	45

2024 Ginetta Junior Championship

RACE 1 - ROUND 20 - SECTOR ANALYSIS



SECTOR 1 = FL to I1, SECTOR 2 = I1 to I2, SECTOR 3 = I2 to FL, DIFF = Difference To Personal Best Lap, P = Crossed Finish Line in Pit Lane, D = Time Disallowed

P1 67 R		Marcus SAETER					R Racing			
IDEAL LAP TIME : 1:57.845		BEST LAP TIME : 1:57.859					DIFFERENCE : 0.014			
LAP	SECTOR 1	SECTOR 2		SECTOR 3		LAP TIME	MPH	DIFF	TIME OF DAY	
1 -		103.5	47.109	99.7	46.244	71.3	2:04.604	71.86	6.745	15:45:11.032
2 -	26.393	103.7	46.649	99.7	45.696	69.6	1:58.738	75.41	0.879	15:47:09.770
3 -	26.258	104.3	46.358	100.7	45.854	70.0	1:58.470	75.58	0.611	15:49:08.240
4 -	26.291	104.6	46.296	100.1	47.452	70.9	2:00.039	74.59	2.180	15:51:08.279
5 -	26.372	101.6	51.628	63.1	57.532	56.9	2:15.532	66.06	17.673	15:53:23.811
6 -	34.899	60.6	1:05.489	61.6	52.007	71.5	2:32.395	58.75	34.536	15:55:56.206
7 -	26.154	104.5	46.310	99.4	45.395	71.1	1:57.859 (1)	75.97		15:57:54.065
8 -	26.206	103.7	46.430	99.8	45.762	70.2	1:58.398 (3)	75.63	0.539	15:59:52.463
9 -	26.231	103.8	46.468	100.0	45.477	71.0	1:58.176 (2)	75.77	0.317	16:01:50.639
10 -	26.261	104.5	46.406	100.3	47.130	70.1	1:59.797	74.74	1.938	16:03:50.436

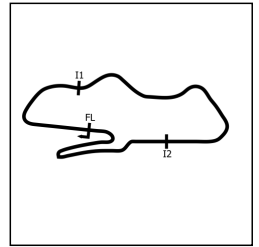
P2 75 R		Colin CRONIN					Fox Motorsport			
IDEAL LAP TIME : 1:57.675		BEST LAP TIME : 1:57.832					DIFFERENCE : 0.157			
LAP	SECTOR 1	SECTOR 2		SECTOR 3		LAP TIME	MPH	DIFF	TIME OF DAY	
1 -		104.8	46.848	98.6	45.962	71.4	2:03.282	72.63	5.450	15:45:09.710
2 -	26.333	103.0	46.755	98.8	45.682	70.8	1:58.770	75.39	0.938	15:47:08.480
3 -	26.418	102.6	46.902	99.1	45.759	70.7	1:59.079	75.19	1.247	15:49:07.559
4 -	26.296	102.9	46.536	98.8	47.409	69.8	2:00.241	74.47	2.409	15:51:07.800
5 -	26.625	102.1	51.020	60.8	57.347	60.0	2:14.992	66.33	17.160	15:53:22.792
6 -	34.933	58.0	1:05.617	63.1	52.103	71.7	2:32.653	58.65	34.821	15:55:55.445
7 -	26.116	101.9	46.233	98.1	45.483	71.3	1:57.832 (1)	75.99		15:57:53.277
8 -	26.343	101.9	46.664	97.6	45.627	70.3	1:58.634 (3)	75.47	0.802	15:59:51.911
9 -	26.384	101.5	46.636	98.2	45.326	70.4	1:58.346 (2)	75.66	0.514	16:01:50.257
10 -	26.312	102.6	46.607	98.9	47.663	69.9	2:00.582	74.26	2.750	16:03:50.839

P3 25 R		Ethan JEFF-HALL					R Racing			
IDEAL LAP TIME : 1:57.076		BEST LAP TIME : 1:57.603					DIFFERENCE : 0.527			
LAP	SECTOR 1	SECTOR 2		SECTOR 3		LAP TIME	MPH	DIFF	TIME OF DAY	
1 -		100.0	46.596	99.1	45.741	72.1	2:02.644	73.01	5.041	15:45:09.072
2 -	26.208	101.6	46.752	99.1	45.661	71.5	1:58.621	75.48	1.018	15:47:07.693
3 -	26.381	102.2	46.858	100.1	45.694	71.4	1:58.933	75.28	1.330	15:49:06.626
4 -	26.070	102.1	46.742	99.8	52.755	71.3	2:05.567	71.31	7.964	15:51:12.193
5 -	26.168	103.4	50.345	58.9	57.572	59.9	2:14.085	66.78	16.482	15:53:26.278
6 -	34.182	64.7	1:05.655	65.9	51.644	72.3	2:31.481	59.11	33.878	15:55:57.759
7 -	25.983	103.4	46.326	99.7	46.265	71.4	1:58.574 (3)	75.51	0.971	15:57:56.333
8 -	26.104	103.5	46.512	99.1	45.015	71.6	1:57.631 (2)	76.12	0.028	15:59:53.964
9 -	26.377	103.7	46.282	99.4	44.944	71.6	1:57.603 (1)	76.14		16:01:51.567
10 -	25.945	105.1	46.187	100.0	47.598	68.6	1:59.730	74.78	2.127	16:03:51.297

P4 26 J		Henry JOSLYN					Preptech UK			
IDEAL LAP TIME : 1:57.563		BEST LAP TIME : 1:57.673					DIFFERENCE : 0.110			
LAP	SECTOR 1	SECTOR 2		SECTOR 3		LAP TIME	MPH	DIFF	TIME OF DAY	
1 -		102.6	47.533	96.4	47.145	71.4	2:05.305	71.46	7.632	15:45:11.733
2 -	27.343	96.5	47.625	99.4	45.791	71.3	2:00.759	74.15	3.086	15:47:12.492
3 -	26.303	103.5	46.892	99.2	46.219	69.6	1:59.414	74.98	1.741	15:49:11.906
4 -	26.292	103.2	46.810	100.0	45.818	71.2	1:58.920 (3)	75.29	1.247	15:51:10.826
5 -	26.263	102.4	51.148	56.1	57.385	55.5	2:14.796	66.42	17.123	15:53:25.622
6 -	34.524	62.3	1:05.379	62.7	51.970	71.3	2:31.873	58.96	34.200	15:55:57.495
7 -	26.095	103.8	47.099	100.3	46.414	71.1	1:59.608	74.86	1.935	15:57:57.103
8 -	26.191	104.5	46.322	99.5	45.257	71.6	1:57.770 (2)	76.03	0.097	15:59:54.873
9 -	26.179	104.3	46.211	100.1	45.283	71.6	1:57.673 (1)	76.09		16:01:52.546
10 -	26.184	103.8	46.322	98.8	46.454	70.6	1:58.960	75.27	1.287	16:03:51.506

2024 Ginetta Junior Championship

RACE 1 - ROUND 20 - SECTOR ANALYSIS



SECTOR 1 = FL to I1, SECTOR 2 = I1 to I2, SECTOR 3 = I2 to FL, DIFF = Difference To Personal Best Lap, P = Crossed Finish Line in Pit Lane, D = Time Disallowed

P5 43 R Archie CLARK		Elite Motorsport								
IDEAL LAP TIME : 1:57.566		BEST LAP TIME : 1:57.688			DIFFERENCE : 0.122					
LAP	SECTOR 1	SECTOR 2		SECTOR 3		LAP TIME	MPH	DIFF	TIME OF DAY	
1 -		102.1	47.312	98.5	45.953	70.9	2:05.234	71.50	7.546	15:45:11.662
2 -	26.979	103.4	47.134	99.1	45.764	71.4	1:59.877	74.69	2.189	15:47:11.539
3 -	26.307	103.4	47.062	98.9	45.973	70.2	1:59.342	75.03	1.654	15:49:10.881
4 -	26.367	102.6	46.917	98.6	45.590	70.9	1:58.874	75.32	1.186	15:51:09.755
5 -	26.280	103.2	51.088	58.4	57.415	56.0	2:14.783	66.43	17.095	15:53:24.538
6 -	34.656	60.9	1:05.625	61.1	51.788	72.1	2:32.069	58.88	34.381	15:55:56.607
7 -	25.993	102.9	46.388	100.7	48.358	71.6	2:00.739	74.16	3.051	15:57:57.346
8 -	26.113	103.2	46.549	100.0	45.278	71.2	1:57.940 (2)	75.92	0.252	15:59:55.286
9 -	26.067	105.0	46.295	100.6	45.326	71.4	1:57.688 (1)	76.08		16:01:52.974
10 -	26.124	104.8	46.406	100.1	46.196	71.3	1:58.726 (3)	75.42	1.038	16:03:51.700

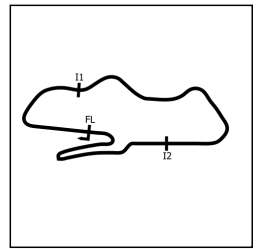
P6 50 J Charlie HART		Elite Motorsport								
IDEAL LAP TIME : 1:57.595		BEST LAP TIME : 1:58.510			DIFFERENCE : 0.915					
LAP	SECTOR 1	SECTOR 2		SECTOR 3		LAP TIME	MPH	DIFF	TIME OF DAY	
1 -		96.1	47.563	100.1	47.227	69.9	2:08.806	69.51	10.296	15:45:15.234
2 -	26.563	95.1	47.557	99.8	46.123	69.9	2:00.243	74.46	1.733	15:47:15.477
3 -	26.597	101.3	47.120	97.6	46.212	71.1	1:59.929	74.66	1.419	15:49:15.406
4 -	26.447	102.9	46.925	98.8	46.056	70.8	1:59.428	74.97	0.918	15:51:14.834
5 -	26.513	103.0	49.171	53.9	57.523	65.7	2:13.207	67.22	14.697	15:53:28.041
6 -	33.862	70.6	1:05.433	63.5	52.120	72.5	2:31.415	59.13	32.905	15:55:59.456
7 -	26.021	103.5	46.280	101.0	46.841	70.7	1:59.142	75.15	0.632	15:57:58.598
8 -	26.357	103.2	46.534	99.2	45.636	70.7	1:58.527 (2)	75.54	0.017	15:59:57.125
9 -	26.385	102.6	46.831	99.1	45.294	71.1	1:58.510 (1)	75.55		16:01:55.635
10 -	26.514	102.6	46.720	98.8	45.573	71.1	1:58.807 (3)	75.36	0.297	16:03:54.442

P7 70 R Jude PETERS (F)		E3 Sport								
IDEAL LAP TIME : 1:57.866		BEST LAP TIME : 1:58.656			DIFFERENCE : 0.790					
LAP	SECTOR 1	SECTOR 2		SECTOR 3		LAP TIME	MPH	DIFF	TIME OF DAY	
1 -		100.3	47.589	99.8	47.263	70.3	2:08.121	69.89	9.465	15:45:14.549
2 -	26.400	102.6	47.193	99.7	46.490	71.4	2:00.083	74.56	1.427	15:47:14.632
3 -	26.365	102.4	46.784	99.1	46.393	71.3	1:59.542	74.90	0.886	15:49:14.174
4 -	26.352	103.2	47.018	99.4	46.251	71.3	1:59.621	74.85	0.965	15:51:13.795
5 -	26.354	102.6	49.956	53.5	57.465	63.5	2:13.775	66.93	15.119	15:53:27.570
6 -	33.864	70.7	1:05.618	63.1	52.054	72.0	2:31.536	59.09	32.880	15:55:59.106
7 -	26.204	103.5	46.142	101.0	47.469	71.0	1:59.815	74.73	1.159	15:57:58.921
8 -	26.278	103.5	46.549	100.0	46.196	71.0	1:59.023 (3)	75.23	0.367	15:59:57.944
9 -	26.548	101.9	46.597	99.2	45.667	70.7	1:58.812 (2)	75.36	0.156	16:01:56.756
10 -	26.546	102.1	46.590	98.8	45.520	71.0	1:58.656 (1)	75.46		16:03:55.412

P8 27 R Alfie SLATER		R Racing								
IDEAL LAP TIME : 1:58.242		BEST LAP TIME : 1:58.984			DIFFERENCE : 0.742					
LAP	SECTOR 1	SECTOR 2		SECTOR 3		LAP TIME	MPH	DIFF	TIME OF DAY	
1 -		103.4	47.715	98.9	45.863	72.2	2:05.907	71.11	6.923	15:45:12.335
2 -	26.410	104.2	56.601	98.3	45.539	71.6	2:08.550	69.65	9.566	15:47:20.885
3 -	26.614	102.9	46.977	98.1	46.341	71.0	1:59.932	74.66	0.948	15:49:20.817
4 -	26.486	102.9	46.791	98.2	45.719	72.0	1:58.996 (2)	75.25	0.012	15:51:19.813
5 -	26.231	103.8	48.734	75.8	55.756	66.5	2:10.721	68.50	11.737	15:53:30.534
6 -	33.562	71.3	1:05.393	67.9	52.066	72.6	2:31.021	59.29	32.037	15:56:01.555
7 -	26.636	102.6	46.472	100.1	45.876	71.9	1:58.984 (1)	75.25		15:58:00.539
8 -	26.542	102.2	47.489	97.9	45.567	72.0	1:59.598 (3)	74.87	0.614	16:00:00.137
9 -	26.273	104.0	46.755	100.1	46.769	70.4	1:59.797	74.74	0.813	16:01:59.934
10 -	26.900	103.4	50.437	97.6	47.156	70.9	2:04.493	71.92	5.509	16:04:04.427

2024 Ginetta Junior Championship

RACE 1 - ROUND 20 - SECTOR ANALYSIS



SECTOR 1 = FL to I1, SECTOR 2 = I1 to I2, SECTOR 3 = I2 to FL, DIFF = Difference To Personal Best Lap, P = Crossed Finish Line in Pit Lane, D = Time Disallowed

P9		5 R		Tom INGRAM HILL			R Racing			
IDEAL LAP TIME : 1:59.232		BEST LAP TIME : 1:59.579			DIFFERENCE : 0.347					
LAP	SECTOR 1		SECTOR 2		SECTOR 3		LAP TIME	MPH	DIFF	TIME OF DAY
1 -		102.9	47.549	100.0	47.943	70.0	2:08.609	69.62	9.030	15:45:15.037
2 -	26.873	92.1	47.898	99.7	46.384	70.5	2:01.155	73.90	1.576	15:47:16.192
3 -	26.464	102.7	46.951	99.5	46.187	71.4	1:59.602 (2)	74.86	0.023	15:49:15.794
4 -	26.311	103.7	46.951	100.0	46.406	70.8	1:59.668 (3)	74.82	0.089	15:51:15.462
5 -	26.508	102.9	49.776	58.3	57.442	68.4	2:13.726	66.96	14.147	15:53:29.188
6 -	33.894	69.3	1:05.439	61.9	52.235	71.9	2:31.568	59.07	31.989	15:56:00.756
7 -	26.358	102.9	46.917	100.0	46.304	70.3	1:59.579 (1)	74.88		15:58:00.335
8 -	26.908	96.9	47.706	97.6	46.004	71.3	2:00.618	74.23	1.039	16:00:00.953
9 -	26.383	102.9	46.943	99.7	46.384	70.1	1:59.710	74.80	0.131	16:02:00.663
10 -	26.624	104.2	50.773	97.1	48.200	70.3	2:05.597	71.29	6.018	16:04:06.260

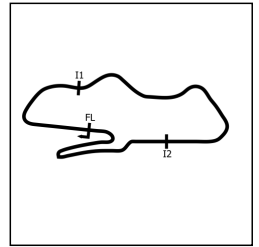
P10		53 R		Ethan CARNEY			Preptech UK			
IDEAL LAP TIME : 1:59.457		BEST LAP TIME : 1:59.516			DIFFERENCE : 0.059					
LAP	SECTOR 1		SECTOR 2		SECTOR 3		LAP TIME	MPH	DIFF	TIME OF DAY
1 -		100.0	47.490	99.8	47.638	68.4	2:09.540	69.12	10.024	15:45:15.968
2 -	26.891	99.1	47.414	99.1	46.593	69.4	2:00.898	74.06	1.382	15:47:16.866
3 -	26.524	101.9	47.292	98.8	46.542	70.3	2:00.358	74.39	0.842	15:49:17.224
4 -	26.634	101.3	47.241	98.1	46.398	69.7	2:00.273 (3)	74.45	0.757	15:51:17.497
5 -	26.616	101.6	48.402	66.1	57.029	68.8	2:12.047	67.81	12.531	15:53:29.544
6 -	33.997	69.5	1:05.304	61.1	52.458	70.8	2:31.759	59.00	32.243	15:56:01.303
7 -	27.408	101.5	47.409	98.9	46.204	69.9	2:01.021	73.99	1.505	15:58:02.324
8 -	26.579	101.5	46.961	98.8	46.373	69.6	1:59.913 (2)	74.67	0.397	16:00:02.237
9 -	26.583	101.8	46.889	98.8	46.044	69.1	1:59.516 (1)	74.92		16:02:01.753
10 -	26.628	100.9	49.275	97.6	49.355	69.1	2:05.258	71.48	5.742	16:04:07.011

P11		31 J		Felix LIVESEY			MDD Racing			
IDEAL LAP TIME : 1:58.753		BEST LAP TIME : 1:59.499			DIFFERENCE : 0.746					
LAP	SECTOR 1		SECTOR 2		SECTOR 3		LAP TIME	MPH	DIFF	TIME OF DAY
1 -		102.7	47.352	99.5	46.608	71.0	2:06.900	70.56	7.401	15:45:13.328
2 -	26.265	102.7	48.159	97.8	46.082	71.0	2:00.506	74.30	1.007	15:47:13.834
3 -	26.460	102.2	47.373	96.6	46.052	71.1	1:59.885 (3)	74.69	0.386	15:49:13.719
4 -	26.339	102.2	47.004	97.8	46.156	71.0	1:59.499 (1)	74.93		15:51:13.218
5 -	26.231	102.6	50.128	55.9	57.193	61.2	2:13.552	67.04	14.053	15:53:26.770
6 -	34.082	66.0	1:05.602	62.7	52.129	71.2	2:31.813	58.98	32.314	15:55:58.583
7 -	26.115	102.9	46.586	99.4	47.983	70.8	2:00.684	74.19	1.185	15:57:59.267
8 -	26.353	103.0	46.821	98.1	46.668	67.6	1:59.842 (2)	74.71	0.343	15:59:59.109
9 -	26.714	102.2	47.199	98.3	46.941	69.3	2:00.854	74.09	1.355	16:01:59.963
10 -	26.789	103.7	50.439	97.8	50.113	70.3	2:07.341	70.31	7.842	16:04:07.304

P12		4 R		James ELLIS (F)			MDD Racing			
IDEAL LAP TIME : 1:59.402		BEST LAP TIME : 1:59.482			DIFFERENCE : 0.080					
LAP	SECTOR 1		SECTOR 2		SECTOR 3		LAP TIME	MPH	DIFF	TIME OF DAY
1 -		99.1	47.301	99.4	47.146	69.3	2:08.421	69.72	8.939	15:45:14.849
2 -	26.738	102.1	47.589	99.1	47.260	69.8	2:01.587	73.64	2.105	15:47:16.436
3 -	26.458	101.5	46.938	99.8	46.333	71.0	1:59.729 (2)	74.78	0.247	15:49:16.165
4 -	26.317	101.9	46.832	100.1	46.692	70.7	1:59.841	74.71	0.359	15:51:16.006
5 -	26.521	101.9	48.884	58.0	57.239	64.2	2:12.644	67.50	13.162	15:53:28.650
6 -	33.927	72.1	1:05.484	62.6	52.175	70.4	2:31.586	59.07	32.104	15:56:00.236
7 -	26.388	101.2	46.865	98.6	46.577	70.1	1:59.830 (3)	74.72	0.348	15:58:00.066
8 -	26.910	102.7	47.989	96.9	46.428	71.0	2:01.327	73.80	1.845	16:00:01.393
9 -	26.330	102.2	46.752	99.4	46.400	70.7	1:59.482 (1)	74.94		16:02:00.875
10 -	26.622	101.9	49.969	97.6	50.305	68.7	2:06.896	70.56	7.414	16:04:07.771

2024 Ginetta Junior Championship

RACE 1 - ROUND 20 - SECTOR ANALYSIS



SECTOR 1 = FL to I1, SECTOR 2 = I1 to I2, SECTOR 3 = I2 to FL, DIFF = Difference To Personal Best Lap, P = Crossed Finish Line in Pit Lane, D = Time Disallowed

P13 28 J Harry MOSS		R Racing								
IDEAL LAP TIME : 1:59.642		BEST LAP TIME : 1:59.785			DIFFERENCE : 0.143					
LAP	SECTOR 1	SECTOR 2		SECTOR 3		LAP TIME	MPH	DIFF	TIME OF DAY	
1 -	98.5	49.311	97.5	46.852	70.7	2:11.126	68.28	11.341	15:45:17.554	
2 -	26.517 101.9	47.599	99.2	51.863	67.9	2:05.979	71.07	6.194	15:47:23.533	
3 -	27.112 99.7	47.753	97.5	46.872	70.5	2:01.737	73.55	1.952	15:49:25.270	
4 -	26.619 102.4	47.321	98.2	47.199	70.5	2:01.139	73.91	1.354	15:51:26.409	
5 -	26.416 101.6	49.090	91.9	51.039	65.7	2:06.545	70.76	6.760	15:53:32.954	
6 -	32.522 71.6	1:05.716	67.4	52.266	70.4	2:30.504	59.49	30.719	15:56:03.458	
7 -	26.578 102.6	47.308	99.7	47.076	70.4	2:00.962 (3)	74.02	1.177	15:58:04.420	
8 -	26.757 100.1	47.645	97.8	46.031	70.2	2:00.433 (2)	74.35	0.648	16:00:04.853	
9 -	26.555 101.8	47.195	97.6	46.035	70.4	1:59.785 (1)	74.75		16:02:04.638	
10 -	26.766 101.3	47.222	98.8	49.223	68.8	2:03.211	72.67	3.426	16:04:07.849	

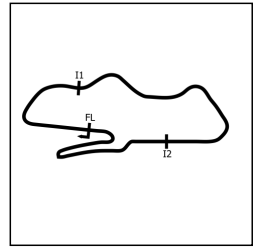
P14 23 J Holly MIALL		Fox Motorsport								
IDEAL LAP TIME : 2:01.025		BEST LAP TIME : 2:01.025			DIFFERENCE : 0.000					
LAP	SECTOR 1	SECTOR 2		SECTOR 3		LAP TIME	MPH	DIFF	TIME OF DAY	
1 -	96.5	49.477	97.6	47.648	70.3	2:11.937	67.86	10.912	15:45:18.365	
2 -	27.049 101.6	47.944	98.2	47.021	69.9	2:02.014	73.38	0.989	15:47:20.379	
3 -	27.334 100.6	47.771	96.6	47.035	70.1	2:02.140	73.31	1.115	15:49:22.519	
4 -	27.093 102.1	48.090	97.3	47.765	69.9	2:02.948	72.83	1.923	15:51:25.467	
5 -	26.914 101.5	48.527	97.6	50.922	68.1	2:06.363	70.86	5.338	15:53:31.830	
6 -	32.775 72.0	1:05.378	66.9	52.887	70.1	2:31.040	59.28	30.015	15:56:02.870	
7 -	26.751 102.6	47.553	99.4	47.069	70.0	2:01.373 (2)	73.77	0.348	15:58:04.243	
8 -	27.084 97.9	47.710	99.8	46.917	70.3	2:01.711 (3)	73.57	0.686	16:00:05.954	
9 -	26.741 103.0	47.447	98.1	46.837	70.2	2:01.025 (1)	73.98		16:02:06.979	
10 -	26.932 101.8	47.969	97.9	47.459	69.9	2:02.360	73.18	1.335	16:04:09.339	

P15 18 R Torrin BYRNE (F)		Pace Performance								
IDEAL LAP TIME : 2:00.275		BEST LAP TIME : 2:00.435			DIFFERENCE : 0.160					
LAP	SECTOR 1	SECTOR 2		SECTOR 3		LAP TIME	MPH	DIFF	TIME OF DAY	
1 -	100.9	47.620	99.4	48.752	68.8	2:09.896	68.93	9.461	15:45:16.324	
2 -	27.252 92.8	47.864	99.4	50.990	66.8	2:06.106	71.00	5.671	15:47:22.430	
3 -	26.925 101.2	47.582	97.1	46.953	66.9	2:01.460 (2)	73.72	1.025	15:49:23.890	
4 -	27.118 101.6	47.691	96.4	47.212	70.4	2:02.021	73.38	1.586	15:51:25.911	
5 -	26.711 101.5	48.989	97.5	50.983	63.9	2:06.683	70.68	6.248	15:53:32.594	
6 -	32.612 70.0	1:05.430	66.6	53.001	68.4	2:31.043	59.28	30.608	15:56:03.637	
7 -	26.748 102.2	48.618	99.4	46.794	69.7	2:02.160	73.30	1.725	15:58:05.797	
8 -	26.526 102.2	47.182	98.5	46.727	70.9	2:00.435 (1)	74.35		16:00:06.232	
9 -	26.745 102.7	47.594	96.9	47.572	69.9	2:01.911	73.45	1.476	16:02:08.143	
10 -	27.311 93.8	47.748	97.1	46.567	70.0	2:01.626 (3)	73.62	1.191	16:04:09.769	

P16 45 R Jack ROBINSON (F)		Fox Motorsport								
IDEAL LAP TIME : 1:59.695		BEST LAP TIME : 2:00.416			DIFFERENCE : 0.721					
LAP	SECTOR 1	SECTOR 2		SECTOR 3		LAP TIME	MPH	DIFF	TIME OF DAY	
1 -	99.4	47.868	98.9	47.431	68.4	2:09.864	68.95	9.448	15:45:16.292	
2 -	27.212 99.5	47.860	98.5	IN PIT		2:19.345 P	64.26	18.929	15:47:35.637	
3 -	OUTLAP 96.8	48.283	95.8	46.867	69.7	4:05.225	36.51	2:04.809	15:51:40.862	
4 -	27.086 99.7	48.030	95.5	47.292	70.1	2:02.408	73.15	1.992	15:53:43.270	
5 -	26.855 99.5	1:01.660	66.9	52.027	70.7	2:20.542	63.71	20.126	15:56:03.812	
6 -	27.069 101.6	47.853	97.6	47.671	69.1	2:02.593	73.04	2.177	15:58:06.405	
7 -	26.561 102.1	47.955	97.6	45.900	70.4	2:00.416 (1)	74.36		16:00:06.821	
8 -	26.479 102.2	47.322	98.2	47.731	70.3	2:01.532 (2)	73.67	1.116	16:02:08.353	
9 -	26.960 97.1	47.316	97.5	47.961	70.5	2:02.237 (3)	73.25	1.821	16:04:10.590	

2024 Ginetta Junior Championship

RACE 1 - ROUND 20 - SECTOR ANALYSIS



SECTOR 1 = FL to I1, SECTOR 2 = I1 to I2, SECTOR 3 = I2 to FL, DIFF = Difference To Personal Best Lap, P = Crossed Finish Line in Pit Lane, D = Time Disallowed

P17		11 R		Ruben DAN		Elite Motorsport					
IDEAL LAP TIME : 1:57.588		BEST LAP TIME : 1:58.580		DIFFERENCE : 0.992							
LAP	SECTOR 1		SECTOR 2		SECTOR 3		LAP TIME	MPH	DIFF	TIME OF DAY	
1 -		104.3	47.573	97.8	46.180	71.5	2:06.237	70.93	7.657	15:45:12.665	
2 -	26.283	103.7	47.918	100.0	45.902	71.0	2:00.103 (3)	74.55	1.523	15:47:12.768	
3 -	26.259	103.8	46.891	100.1	45.654	71.0	1:58.804 (2)	75.37	0.224	15:49:11.572	
4 -	26.293	103.0	46.917	99.7	45.370	70.7	1:58.580 (1)	75.51		15:51:10.152	
5 -	26.232	103.5	51.438	55.7	57.248	54.2	2:14.918	66.36	16.338	15:53:25.070	
6 -	34.547	61.5	1:05.535	61.2	51.782	71.8	2:31.864	58.96	33.284	15:55:56.934	
7 -	25.907	104.5	46.311	100.7	IN PIT		2:16.515 P	65.59	17.935	15:58:13.449	

P18		35 R		Isaac PHELPS		Elite Motorsport					
IDEAL LAP TIME : 1:58.225		BEST LAP TIME : 1:58.911		DIFFERENCE : 0.686							
LAP	SECTOR 1		SECTOR 2		SECTOR 3		LAP TIME	MPH	DIFF	TIME OF DAY	
1 -		103.7	47.111	99.4	45.447	71.7	2:03.572	72.46	4.661	15:45:10.000	
2 -	26.276	104.2	47.014	99.5	45.621	70.6	1:58.911 (1)	75.30		15:47:08.911	
3 -	26.399	103.5	46.816	99.7	46.325	70.1	1:59.540 (2)	74.90	0.629	15:49:08.451	
4 -	26.253	105.0	46.525	99.8	46.874	70.6	1:59.652 (3)	74.83	0.741	15:51:08.103	
5 -	26.454	101.8	51.414	61.6	57.387	57.7	2:15.255	66.20	16.344	15:53:23.358	
6 -	34.881	58.5	1:05.550	63.7	51.958	71.8	2:32.389	58.76	33.478	15:55:55.747	

P19		90 J		Chase FERNANDEZ		R Racing					
IDEAL LAP TIME : 1:58.303		BEST LAP TIME : 1:58.575		DIFFERENCE : 0.272							
LAP	SECTOR 1		SECTOR 2		SECTOR 3		LAP TIME	MPH	DIFF	TIME OF DAY	
1 -		102.6	46.642	98.1	45.671	71.4	2:02.412	73.14	3.837	15:45:08.840	
2 -	26.252	103.2	46.777	98.2	45.546	70.6	1:58.575 (1)	75.51		15:47:07.415	
3 -	26.508	102.7	46.859	98.5	45.409	71.0	1:58.776 (2)	75.38	0.201	15:49:06.191	

2024 Ginetta Junior Championship

RACE 1 - ROUND 20 - BEST SECTORS

SECTOR 1			SECTOR 2			SECTOR 3			IDEAL / BEST COMPARISON						
POS	NO	NAME	TIME	NO	NAME	TIME	NO	NAME	TIME	POS	NO	NAME	IDEAL	BEST	DIFF
												PERFECT LAP	1:56.993		
1	11	DAN	25.907	70	PETERS (F)	46.142	25	JEFF-HALL	44.944	1	25	JEFF-HALL	1:57.076	1:57.603	0.527
2	25	JEFF-HALL	25.945	25	JEFF-HALL	46.187	26	JOSLYN	45.257	2	26	JOSLYN	1:57.563	1:57.673	0.110
3	43	CLARK	25.993	26	JOSLYN	46.211	43	CLARK	45.278	3	43	CLARK	1:57.566	1:57.688	0.122
4	50	HART	26.021	75	CRONIN	46.233	50	HART	45.294	4	11	DAN	1:57.588	1:58.580	0.992
5	26	JOSLYN	26.095	50	HART	46.280	75	CRONIN	45.326	5	50	HART	1:57.595	1:58.510	0.915
6	31	LIVESEY	26.115	43	CLARK	46.295	11	DAN	45.370	6	75	CRONIN	1:57.675	1:57.832	0.157
7	75	CRONIN	26.116	67	SAETER	46.296	67	SAETER	45.395	7	67	SAETER	1:57.845	1:57.859	0.014
8	67	SAETER	26.154	11	DAN	46.311	90	FERNANDEZ	45.409	8	70	PETERS (F)	1:57.866	1:58.656	0.790
9	70	PETERS (F)	26.204	27	SLATER	46.472	35	PHELPS	45.447	9	35	PHELPS	1:58.225	1:58.911	0.686
10	27	SLATER	26.231	35	PHELPS	46.525	70	PETERS (F)	45.520	10	27	SLATER	1:58.242	1:58.984	0.742
11	90	FERNANDEZ	26.252	31	LIVESEY	46.586	27	SLATER	45.539	11	90	FERNANDEZ	1:58.303	1:58.575	0.272
12	35	PHELPS	26.253	90	FERNANDEZ	46.642	45	ROBINSON (F)	45.900	12	31	LIVESEY	1:58.753	1:59.499	0.746
13	5	INGRAM HILL	26.311	4	ELLIS (F)	46.752	5	INGRAM HILL	46.004	13	5	INGRAM HILL	1:59.232	1:59.579	0.347
14	4	ELLIS (F)	26.317	53	CARNEY	46.889	28	MOSS	46.031	14	4	ELLIS (F)	1:59.402	1:59.482	0.080
15	28	MOSS	26.416	5	INGRAM HILL	46.917	53	CARNEY	46.044	15	53	CARNEY	1:59.457	1:59.516	0.059
16	45	ROBINSON (F)	26.479	18	BYRNE (F)	47.182	31	LIVESEY	46.052	16	28	MOSS	1:59.642	1:59.785	0.143
17	53	CARNEY	26.524	28	MOSS	47.195	4	ELLIS (F)	46.333	17	45	ROBINSON (F)	1:59.695	2:00.416	0.721
18	18	BYRNE (F)	26.526	45	ROBINSON (F)	47.316	18	BYRNE (F)	46.567	18	18	BYRNE (F)	2:00.275	2:00.435	0.160
19	23	MIALL	26.741	23	MIALL	47.447	23	MIALL	46.837	19	23	MIALL	2:01.025	2:01.025	0.000

2024 Ginetta Junior Championship

RACE 1 - ROUND 20 - BEST SPEEDS

POS	INTERMEDIATE 1			INTERMEDIATE 2			FINISH LINE		
	NO	NAME	MPH	NO	NAME	MPH	NO	NAME	MPH
1	25	JEFF-HALL	105.1	50	HART	101.0	27	SLATER	72.6
2	43	CLARK	105.0	70	PETERS (F)	101.0	50	HART	72.5
3	35	PHELPS	105.0	67	SAETER	100.7	25	JEFF-HALL	72.3
4	75	CRONIN	104.8	43	CLARK	100.7	43	CLARK	72.1
5	67	SAETER	104.6	11	DAN	100.7	70	PETERS (F)	72.0
6	26	JOSLYN	104.5	26	JOSLYN	100.3	5	INGRAM HILL	71.9
7	11	DAN	104.5	25	JEFF-HALL	100.1	11	DAN	71.8
8	27	SLATER	104.2	27	SLATER	100.1	35	PHELPS	71.8
9	5	INGRAM HILL	104.2	4	ELLIS (F)	100.1	75	CRONIN	71.7
10	31	LIVESEY	103.7	5	INGRAM HILL	100.0	26	JOSLYN	71.6
11	50	HART	103.5	53	CARNEY	99.8	67	SAETER	71.5
12	70	PETERS (F)	103.5	23	MIALL	99.8	90	FERNANDEZ	71.4
13	90	FERNANDEZ	103.2	35	PHELPS	99.8	31	LIVESEY	71.2
14	23	MIALL	103.0	28	MOSS	99.7	4	ELLIS (F)	71.0
15	4	ELLIS (F)	102.7	31	LIVESEY	99.5	18	BYRNE (F)	70.9
16	18	BYRNE (F)	102.7	18	BYRNE (F)	99.4	53	CARNEY	70.8
17	28	MOSS	102.6	75	CRONIN	99.1	45	ROBINSON (F)	70.7
18	45	ROBINSON (F)	102.2	45	ROBINSON (F)	98.9	28	MOSS	70.7
19	53	CARNEY	101.9	90	FERNANDEZ	98.9	23	MIALL	70.3

2024 Ginetta Junior Championship

RACE 1 - ROUND 20 - STATISTICS

Competitors Started 19
Planned Start 2024-09-07 @ 15:45:00.000
Actual Start 2024-09-07 @ 15:43:06.427
Finish Time 2024-09-07 @ 16:03:49.713
Track Length 2.4873mi.
Total Laps 175
Total Distance Covered 435.2860mi.

Session Fastest Lap History

NO	CL	NAME	LAP TIME	TIME OF DAY	LAP	VEHICLE
90	JUNIOR	Chase FERNANDEZ	1:58.575	15:47:07.443	2	R Racing
67	ROOKIE	Marcus SAETER	1:58.470	15:49:08.261	3	R Racing
75	ROOKIE	Colin CRONIN	1:57.832	15:57:53.299	7	Fox Motorsport
25	ROOKIE	Ethan JEFF-HALL	1:57.631	15:59:53.986	8	R Racing
25	ROOKIE	Ethan JEFF-HALL	1:57.603	16:01:51.589	9	R Racing

Session Leader History

NO	CL	NAME	FROM LAP	LAPS LED	DISTANCE	VEHICLE
90	JUNIOR	Chase FERNANDEZ	1	3	7.42 miles	R Racing
75	ROOKIE	Colin CRONIN	4	6	14.92 miles	Fox Motorsport
67	ROOKIE	Marcus SAETER	10	1	2.48 miles	R Racing

Flag History

TYPE	TIME OF DAY
GREEN	15:43:06.427
SAFETY	15:52:04.989
GREEN	15:55:54.797
FINISH	16:03:49.713

Flag Statistics

TYPE	COUNT	TOTAL LAPS	TOTAL TIME
Green	2	9	18:54.362
Red	0	0	0.000
Safety Car	1	1	3:49.807
FCY	0	0	0.000

2024 Ginetta Junior Championship

RACE 1 - ROUND 20 - STATISTICS

CLASS : JUNIOR

6 Starters

Fastest Lap History

NO	NAME	LAP TIME	TIME OF DAY	LAP	VEHICLE
90	Chase FERNANDEZ	1:58.575	15:47:07.443	2	R Racing
26	Henry JOSLYN	1:57.770	15:59:54.906	8	Preptech UK
26	Henry JOSLYN	1:57.673	16:01:52.579	9	Preptech UK

Leader History

NO	NAME	FROM LAP	LAPS LED	DISTANCE	VEHICLE
90	Chase FERNANDEZ	1	3	7.42 miles	R Racing
26	Henry JOSLYN	4	7	17.41 miles	Preptech UK

2024 Ginetta Junior Championship

RACE 1 - ROUND 20 - STATISTICS

CLASS : ROOKIE

13 Starters

Fastest Lap History

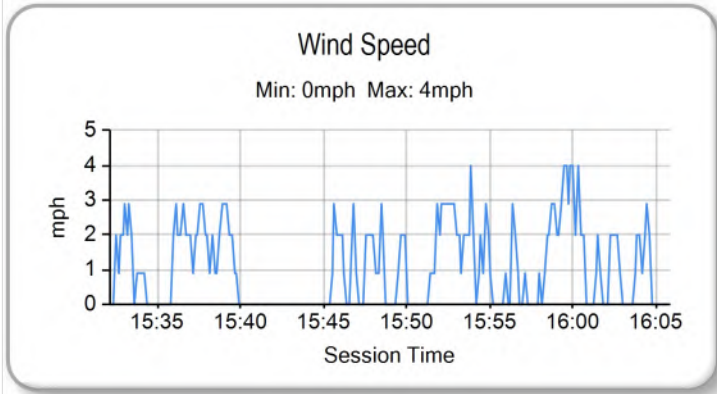
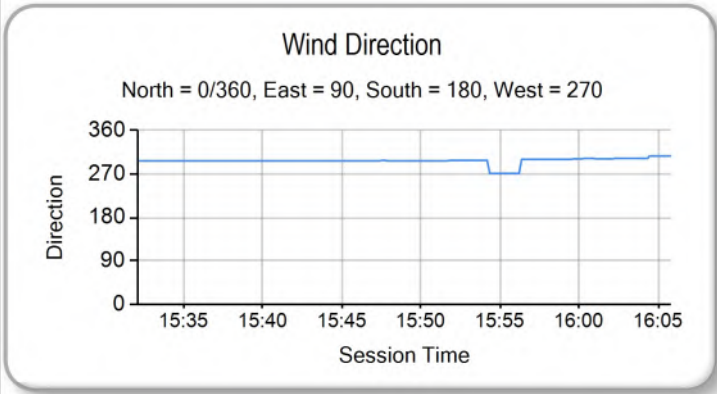
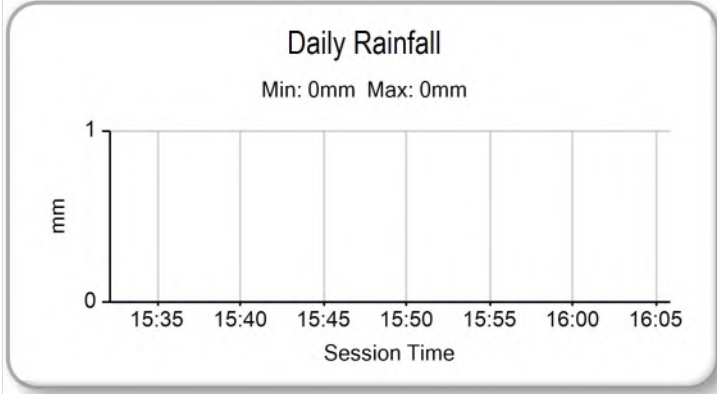
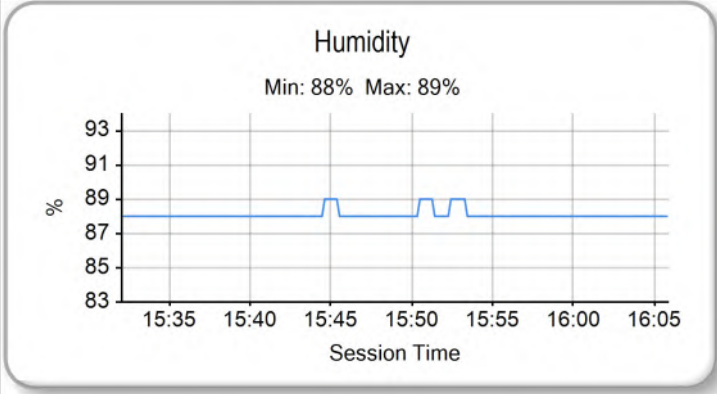
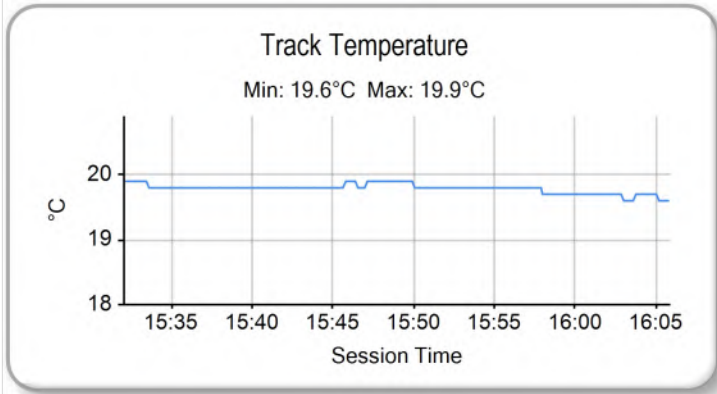
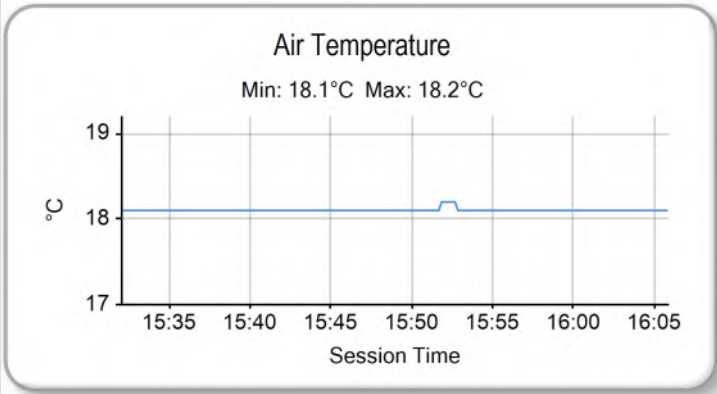
NO	NAME	LAP TIME	TIME OF DAY	LAP	VEHICLE
25	Ethan JEFF-HALL	1:58.621	15:47:07.602	2	R Racing
67	Marcus SAETER	1:58.470	15:49:08.261	3	R Racing
75	Colin CRONIN	1:57.832	15:57:53.299	7	Fox Motorsport
25	Ethan JEFF-HALL	1:57.631	15:59:53.986	8	R Racing
25	Ethan JEFF-HALL	1:57.603	16:01:51.589	9	R Racing

Leader History

NO	NAME	FROM LAP	LAPS LED	DISTANCE	VEHICLE
25	Ethan JEFF-HALL	1	3	7.42 miles	R Racing
75	Colin CRONIN	4	6	14.92 miles	Fox Motorsport
67	Marcus SAETER	10	1	2.48 miles	R Racing

2024 Ginetta Junior Championship

RACE 1 - ROUND 20 - WEATHER CONDITIONS



2024 Ginetta Junior Championship

RACE 2 - ROUND 21 - GRID (20 minutes)

ROW 10	19	2:12.926	23 Holly MIALL	18	2:10.231	45 Jack ROBINSON (F)
ROW 9	17	2:11.163	53 Ethan CARNEY	16	2:11.058	28 Harry MOSS
ROW 8	15	2:09.368	11 Ruben DAN	14	2:10.928	18 Torrin BYRNE (F)
ROW 7	13	2:10.389	50 Charlie HART	12	2:08.580	25 Ethan JEFF-HALL
ROW 6	11	2:10.374	4 James ELLIS (F)	10	2:10.078	70 Jude PETERS (F)
ROW 5	9	2:09.949	31 Felix LIVESEY	8	2:09.790	27 Alfie SLATER
ROW 4	7	2:09.785	5 Tom INGRAM HILL	6	2:09.635	43 Archie CLARK
ROW 3	5	2:09.552	67 Marcus SAETER	4	2:09.506	35 Isaac PHELPS
ROW 2	3	2:09.172	26 Henry JOSLYN	2	2:08.695	75 Colin CRONIN
ROW 1	1	2:07.937	90 Chase FERNANDEZ			
Pole						

Comments:
 Car 45 - 5 place grid penalty for causing a collision (Q12.21.4).
 Cars 11 & 28 - 10 place grid penalty for causing a collision (Q12.21.4).

These results are provisional until the conclusion of any judicial and technical matters.

Donington Park GP: 2.4873 miles

Clerk Of Course: Paul Levitt	Stewards:	Timekeeper: Gethin Rees	
------------------------------	-----------	-------------------------	--

Results can be found at www.tsl-timing.com

Printed - 07:58 Sunday, 08 September 2024

2024 Ginetta Junior Championship

RACE 2 - ROUND 21 - CLASSIFICATION

Race Distance: 10 Laps / 24.87 miles

POS	NO	CL	PIC	NAME	NAT	ENTRY	LAPS	TIME	GAP	DIFF	MPH	BEST	ON	GRD	↑↓
1	90	J	1	Chase FERNANDEZ	GBR	R Racing	10	21:27.087			69.46	2:07.904	7	1	0
2	26	J	2	Henry JOSLYN	GBR	Preptech UK	10	21:27.653	0.566	0.566	69.43	2:07.746	9	3	1
3	25	R	1	Ethan JEFF-HALL	GBR	R Racing	10	21:34.436	7.349	6.783	69.07	2:07.623	6	12	9
4	35	R	2	Isaac PHELPS	GBR	Elite Motorsport	10	21:38.073	10.986	3.637	68.87	2:08.057	6	4	0
5	75	R	3	Colin CRONIN	IRL	Fox Motorsport	10	21:38.366	11.279	0.293	68.86	2:08.682	2	2	-3
6	43	R	4	Archie CLARK	GBR	Elite Motorsport	10	21:38.689	11.602	0.323	68.84	2:08.222	8	6	0
7	67	R	5	Marcus SAETER	NOR	R Racing	10	21:40.411	13.324	1.722	68.75	2:08.559	6	5	-2
8	50	J	3	Charlie HART	GBR	Elite Motorsport	10	21:41.458	14.371	1.047	68.69	2:08.749	10	13	5
9	11	R	6	Ruben DAN	AUS	Elite Motorsport	10	21:42.929	15.842	1.471	68.62	2:08.371	9	15	6
10	70	R	7	Jude PETERS (F)	GBR	E3 Sport	10	21:44.551	17.464	1.622	68.53	2:09.312	10	10	0
11	31	J	4	Felix LIVESEY	GBR	MDD Racing	10	21:46.257	19.170	1.706	68.44	2:08.469	2	9	-2
12	18	R	8	Torrin BYRNE (F)	GBR	Pace Performance	10	21:52.115	25.028	5.858	68.14	2:09.547	7	14	2
13	5	R	9	Tom INGRAM HILL	GBR	R Racing	10	21:53.543	26.456	1.428	68.06	2:08.317	2	7	-6
14	53	R	10	Ethan CARNEY	USA	Preptech UK	10	21:54.487	27.400	0.944	68.01	2:09.836	7	17	3
15	4	R	11	James ELLIS (F)	GBR	MDD Racing	10	21:54.633	27.546	0.146	68.00	2:09.494	8	11	-4
16	45	R	12	Jack ROBINSON (F)	GBR	Fox Motorsport	10	22:20.325	53.238	25.692	66.70	2:10.022	5	18	2
17	23	J	5	Holly MIALL	GBR	Fox Motorsport	10	22:27.229	1:00.142	6.904	66.36	2:12.053	2	19	2

NOT CLASSIFIED

DNF	28	J		Harry MOSS	GBR	R Racing	6	13:46.675	4 Laps	4 Laps	64.82	2:10.475	4	16	
DNF	27	R		Alfie SLATER	GBR	R Racing	4	8:56.094	6 Laps	2 Laps	66.55	2:09.318	3	8	

FASTEST LAP

25	R			Ethan JEFF-HALL	GBR	R Racing	6	2:07.623			70.16 mph		112.91 kph		
26	J			Henry JOSLYN	GBR	Preptech UK	9	2:07.746			70.09 mph		112.80 kph		

Weather / Track : Drizzle / Wet

These results are provisional until the conclusion of any judicial and technical matters.

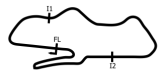
Date: 08/09/2024 Start: 09:12 Finish: 09:34

Donington Park GP: 2.4873 miles

Clerk Of Course: Paul Levitt

Stewards:

Timekeeper: Gethin Rees



Results can be found at www.tsl-timing.com

Printed - 09:38 Sunday, 08 September 2024

2024 Ginetta Junior Championship

RACE 2 - ROUND 21 - LAP CHART

LAP 1 @ 09:15:01.370			LAP 2 @ 09:17:09.438			LAP 3 @ 09:19:17.772			LAP 4 @ 09:21:25.866			LAP 5 @ 09:23:34.827		
NO	BEHIND	LAP TIME	NO	BEHIND	LAP TIME	NO	BEHIND	LAP TIME	NO	BEHIND	LAP TIME	NO	BEHIND	LAP TIME
90		2:12.118	90		2:08.068	90		2:08.334	90		2:08.094	26		2:08.402
26	0.786	2:12.904	26	0.532	2:07.814	26	0.378	2:08.180	26	0.559	2:08.275	90	0.529	2:09.490
75	1.339	2:13.457	75	1.953	2:08.682	75	2.432	2:08.813	75	3.323	2:08.985	75	3.566	2:09.204
35	2.123	2:14.241	35	2.627	2:08.572	67	4.777	2:10.240	35	7.584	2:10.609	35	6.704	2:08.081
67	2.303	2:14.421	67	2.871	2:08.636	35	5.069	2:10.776	67	7.957	2:11.274	25	7.467	2:07.887
43	2.921	2:15.039	43	3.446	2:08.593	43	5.512	2:10.400	43	8.260	2:10.842	67	8.348	2:09.352
27	3.711	2:15.829	5	4.359	2:08.317	5	5.970	2:09.945	25	8.541	2:09.823	43	9.094	2:09.795
5	4.110	2:16.228	31	5.257	2:08.469	31	6.298	2:09.375	31	9.401	2:11.197	31	10.542	2:10.102
31	4.856	2:16.974	25	5.943	2:08.488	25	6.812	2:09.203	50	9.730	2:09.384	50	11.222	2:10.453
50	5.252	2:17.370	27	6.132	2:10.489	27	7.116	2:09.318	70	10.907	2:10.030	70	11.515	2:09.569
25	5.523	2:17.641	50	7.036	2:09.852	50	8.440	2:09.738	11	13.132	2:09.814	11	13.547	2:09.376
70	5.894	2:18.012	70	7.330	2:09.504	70	8.971	2:09.975	18	14.153	2:10.173	18	15.852	2:10.660
18	6.589	2:18.707	18	8.908	2:10.387	11	11.412	2:10.076	53	15.234	2:10.943	53	16.298	2:10.025
53	7.315	2:19.433	11	9.670	2:09.985	18	12.074	2:11.500	5	18.604	2:20.728	5	18.649	2:09.006
11	7.753	2:19.871	53	10.194	2:10.947	53	12.385	2:10.525	4	19.330	2:10.001	4	20.075	2:09.706
45	8.493	2:20.611	45	10.797	2:10.372	45	13.100	2:10.637	27	19.480	2:20.458 P	45	21.017	2:10.022
28	8.690	2:20.808	4	15.821	2:10.861	4	17.423	2:09.936	45	19.956	2:14.950	23	39.453	2:12.455
4	13.028	2:25.146	28	18.210	2:17.588	28	20.992	2:11.116	28	23.373	2:10.475	28	49.138	2:34.726
23	22.885	2:35.003	23	26.870	2:12.053	23	30.961	2:12.425	23	35.959	2:13.092			

2024 Ginetta Junior Championship

RACE 2 - ROUND 21 - LAP CHART

LAP 6 @ 09:25:43.193			LAP 7 @ 09:27:51.431			LAP 8 @ 09:29:59.862			LAP 9 @ 09:32:08.161			LAP 10 @ 09:34:16.339		
NO	BEHIND	LAP TIME	NO	BEHIND	LAP TIME	NO	BEHIND	LAP TIME	NO	BEHIND	LAP TIME	NO	BEHIND	LAP TIME
26		2:08.366	26		2:08.238	90		2:08.308	26		2:07.746	90		2:08.011
90	0.457	2:08.294	90	0.123	2:07.904	26	0.553	2:08.984	90	0.167	2:08.466	26	0.566	2:08.744
75	3.955	2:08.755	75	4.998	2:09.281	75	5.991	2:09.424	25	7.890	2:09.881	25	7.349	2:07.637
35	6.395	2:08.057	25	6.899	2:08.413	25	6.308	2:07.840	75	8.512	2:10.820	35	10.986	2:10.083
25	6.724	2:07.623	35	7.674	2:09.517	35	8.266	2:09.023	35	9.081	2:09.114	75	11.279	2:10.945
67	8.541	2:08.559	43	10.578	2:09.833	43	10.369	2:08.222	43	10.946	2:08.876	43	11.602	2:08.834
43	8.983	2:08.255	67	10.938	2:10.635	67	11.387	2:08.880	67	12.169	2:09.081	67	13.324	2:09.333
50	12.192	2:09.336	50	12.770	2:08.816	50	13.131	2:08.792	50	13.800	2:08.968	50	14.371	2:08.749
70	12.756	2:09.607	70	13.955	2:09.437	11	15.189	2:09.089	11	15.261	2:08.371	11	15.842	2:08.759
11	14.174	2:08.993	11	14.531	2:08.595	70	15.265	2:09.741	70	16.330	2:09.364	70	17.464	2:09.312
31	15.262	2:13.086	31	16.461	2:09.437	31	17.456	2:09.426	31	18.386	2:09.229	31	19.170	2:08.962
18	18.687	2:11.201	18	19.996	2:09.547	18	21.463	2:09.898	18	23.154	2:09.990	18	25.028	2:10.052
53	19.183	2:11.251	53	20.781	2:09.836	53	22.377	2:10.027	5	24.644	2:09.945	5	26.456	2:09.990
5	19.990	2:09.707	5	21.184	2:09.432	5	22.998	2:10.245	53	25.246	2:11.168	53	27.400	2:10.332
4	21.528	2:09.819	4	22.985	2:09.695	4	24.048	2:09.494	4	25.912	2:10.163	4	27.546	2:09.812
45	40.571	2:27.920	45	43.397	2:11.064	45	46.213	2:11.247	45	48.949	2:11.035	45	53.238	2:12.467
23	43.283	2:12.196	23	47.362	2:12.317	23	51.473	2:12.542	23	55.761	2:12.587	23	1:00.142	2:12.559
28	52.734	2:11.962												

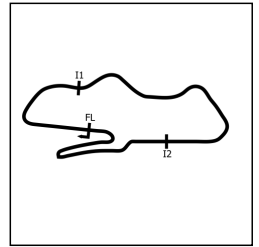
2024 Ginetta Junior Championship

RACE 2 - ROUND 21 - POSITION CHART WITH INTERMEDIATES

No	Name	Lap		Intermediates																											
		Pos	L1 - Finish	L1 - Int1-M	L1 - Int2-M	L2 - Finish	L2 - Int1-M	L2 - Int2-M	L3 - Finish	L3 - Int1-M	L3 - Int2-M	L4 - Finish	L4 - Int1-M	L4 - Int2-M	L5 - Finish	L5 - Int1-M	L5 - Int2-M	L6 - Finish	L6 - Int1-M	L6 - Int2-M	L7 - Finish	L7 - Int1-M	L7 - Int2-M	L8 - Finish	L8 - Int1-M	L8 - Int2-M	L9 - Finish	L9 - Int1-M	L9 - Int2-M	L10 - Finish	
90	FERNANDEZ	1	90	90	90	90	90	90	90	90	90	90	90	90	90	90	90	90	90	90	90	90	90	90	90	90	90	90	90	90	90
75	CRONIN	2	26	26	26	26	26	26	26	26	26	26	26	26	26	26	26	26	26	26	26	26	26	26	26	26	26	26	26	26	26
26	JOSLYN	3	75	75	75	75	75	75	75	75	75	75	75	75	75	75	75	75	75	75	75	75	75	75	75	75	75	75	75	75	75
35	PHELPS	4	67	35	35	35	35	35	35	67	67	35	35	35	35	35	35	35	35	35	25	25	25	25	25	25	25	25	25	25	25
67	SAETER	5	35	67	67	67	67	67	67	35	35	67	67	67	67	25	25	25	25	25	25	35	35	35	35	35	35	35	35	35	35
43	CLARK	6	5	43	43	43	43	43	43	43	43	43	43	43	43	67	67	67	67	67	67	43	43	43	43	43	43	43	43	43	43
5	INGRAM HILL	7	43	27	27	5	5	5	5	5	5	5	5	5	25	25	43	43	43	43	43	43	67	67	67	67	67	67	67	67	67
27	SLATER	8	27	5	5	31	31	31	31	31	31	31	25	31	31	31	31	31	31	50	50	50	50	50	50	50	50	50	50	50	50
31	LIVESEY	9	31	31	31	27	27	25	25	25	25	25	31	50	50	50	50	50	70	70	70	70	70	70	70	70	11	11	11	11	11
70	PETERS (F)	10	50	4	50	25	25	27	27	27	27	27	27	70	70	70	70	70	11	11	11	11	11	11	11	11	11	11	70	70	70
4	ELLIS (F)	11	4	50	25	50	50	50	50	50	50	50	11	11	11	11	11	11	31	31	31	31	31	31	31	31	31	31	31	31	31
25	JEFF-HALL	12	25	25	70	70	70	70	70	70	70	70	18	18	18	18	18	18	18	18	18	18	18	18	18	18	18	18	18	18	18
50	HART	13	70	70	18	18	18	18	18	11	11	11	11	53	53	53	53	53	53	53	53	53	53	53	53	53	53	53	53	53	53
18	BYRNE (F)	14	18	18	53	53	11	11	11	18	18	18	18	5	5	5	5	5	5	5	5	5	5	5	5	5	5	5	5	53	53
11	DAN	15	28	28	11	11	53	53	53	53	53	53	4	4	4	4	4	4	4	4	4	4	4	4	4	4	4	4	4	4	4
28	MOSS	16	53	53	45	45	45	45	45	45	45	45	4	4	45	45	45	45	45	45	45	45	45	45	45	45	45	45	45	45	45
53	CARNEY	17	11	11	28	4	4	4	4	4	4	45	45	28	28	23	23	23	23	23	23	23	23	23	23	23	23	23	23	23	23
45	ROBINSON (F)	18	45	45	4	28	28	28	28	28	28	28	28	23	23	28	28	28	28	28	28	28	28	28	28	28	28	28	28	28	28
23	MIALL	19	23	23	23	23	23	23	23	23	23	23	23	23	23	23	23	23	23	23	23	23	23	23	23	23	23	23	23	23	23

2024 Ginetta Junior Championship

RACE 2 - ROUND 21 - SECTOR ANALYSIS



SECTOR 1 = FL to I1, SECTOR 2 = I1 to I2, SECTOR 3 = I2 to FL, DIFF = Difference To Personal Best Lap, P = Crossed Finish Line in Pit Lane, D = Time Disallowed

P1 90 J Chase FERNANDEZ		R Racing								
IDEAL LAP TIME : 2:07.391		BEST LAP TIME : 2:07.904								
		DIFFERENCE : 0.513								
LAP	SECTOR 1	SECTOR 2	SECTOR 3	LAP TIME	MPH	DIFF	TIME OF DAY			
1 -		51.368	96.0	48.814	69.9	2:12.118	67.77	4.214	09:15:01.370	
2 -	27.906	98.1	51.516	95.8	48.646	69.5	2:08.068 (3)	69.91	0.164	09:17:09.438
3 -	27.870	98.3	51.589	95.5	48.875	69.6	2:08.334	69.77	0.430	09:19:17.772
4 -	27.896	99.1	51.496	95.8	48.702	70.2	2:08.094	69.90	0.190	09:21:25.866
5 -	27.737	98.5	52.379	95.0	49.374	70.4	2:09.490	69.15	1.586	09:23:35.356
6 -	27.588	99.1	51.647	97.2	49.059	69.8	2:08.294	69.79	0.390	09:25:43.650
7 -	27.517	97.5	51.472	97.6	48.915	71.0	2:07.904 (1)	70.00		09:27:51.554
8 -	27.834	95.3	51.968	96.9	48.506	70.6	2:08.308	69.78	0.404	09:29:59.862
9 -	27.576	98.6	51.544	96.2	49.346	71.3	2:08.466	69.70	0.562	09:32:08.328
10 -	27.920	97.5	51.430	96.9	48.661	69.6	2:08.011 (2)	69.95	0.107	09:34:16.339

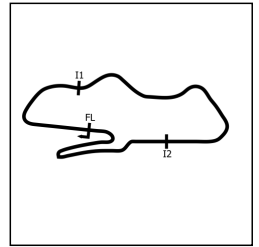
P2 26 J Henry JOSLYN		Preptech UK								
IDEAL LAP TIME : 2:07.598		BEST LAP TIME : 2:07.746								
		DIFFERENCE : 0.148								
LAP	SECTOR 1	SECTOR 2	SECTOR 3	LAP TIME	MPH	DIFF	TIME OF DAY			
1 -		98.1	51.414	95.7	49.190	70.7	2:12.904	67.37	5.158	09:15:02.156
2 -	27.714	99.4	51.336	96.6	48.764	70.6	2:07.814 (2)	70.05	0.068	09:17:09.970
3 -	27.683	99.5	51.542	96.6	48.955	70.2	2:08.180 (3)	69.85	0.434	09:19:18.150
4 -	27.710	98.6	51.674	96.8	48.891	70.4	2:08.275	69.80	0.529	09:21:26.425
5 -	27.565	100.4	52.016	95.3	48.821	70.1	2:08.402	69.73	0.656	09:23:34.827
6 -	27.744	99.7	51.868	95.8	48.754	67.8	2:08.366	69.75	0.620	09:25:43.193
7 -	27.834	100.3	51.352	95.8	49.052	68.9	2:08.238	69.82	0.492	09:27:51.431
8 -	28.106	97.3	52.028	97.6	48.850	70.7	2:08.984	69.42	1.238	09:30:00.415
9 -	27.508	101.3	51.410	97.1	48.828	69.3	2:07.746 (1)	70.09		09:32:08.161
10 -	28.230	95.7	51.521	98.3	48.993	69.2	2:08.744	69.55	0.998	09:34:16.905

P3 25 R Ethan JEFF-HALL		R Racing								
IDEAL LAP TIME : 2:07.182		BEST LAP TIME : 2:07.623								
		DIFFERENCE : 0.441								
LAP	SECTOR 1	SECTOR 2	SECTOR 3	LAP TIME	MPH	DIFF	TIME OF DAY			
1 -		86.5	52.692	97.6	50.244	71.3	2:17.641	65.05	10.018	09:15:06.893
2 -	27.811	98.2	51.392	97.9	49.285	69.9	2:08.488	69.69	0.865	09:17:15.381
3 -	27.679	100.4	51.342	97.8	50.182	69.3	2:09.203	69.30	1.580	09:19:24.584
4 -	27.742	99.7	52.531	96.5	49.550	70.9	2:09.823	68.97	2.200	09:21:34.407
5 -	27.892	97.6	51.455	97.6	48.540	70.9	2:07.887	70.01	0.264	09:23:42.294
6 -	27.589	101.2	51.063	98.1	48.971	71.6	2:07.623 (1)	70.16		09:25:49.917
7 -	27.673	100.9	51.749	97.1	48.991	70.4	2:08.413	69.73	0.790	09:27:58.330
8 -	27.639	101.0	51.109	97.8	49.092	71.3	2:07.840 (3)	70.04	0.217	09:30:06.170
9 -	28.077	97.6	52.707	95.4	49.097	69.7	2:09.881	68.94	2.258	09:32:16.051
10 -	27.731	99.8	51.376	96.6	48.530	71.6	2:07.637 (2)	70.15	0.014	09:34:23.688

P4 35 R Isaac PHELPS		Elite Motorsport								
IDEAL LAP TIME : 2:07.864		BEST LAP TIME : 2:08.057								
		DIFFERENCE : 0.193								
LAP	SECTOR 1	SECTOR 2	SECTOR 3	LAP TIME	MPH	DIFF	TIME OF DAY			
1 -		93.7	51.838	97.1	49.681	70.6	2:14.241	66.70	6.184	09:15:03.493
2 -	27.701	99.4	51.339	98.1	49.532	70.5	2:08.572 (3)	69.64	0.515	09:17:12.065
3 -	27.760	100.6	52.653	96.4	50.363	69.9	2:10.776	68.47	2.719	09:19:22.841
4 -	27.999	94.2	52.530	96.5	50.080	69.2	2:10.609	68.55	2.552	09:21:33.450
5 -	27.747	100.1	51.399	96.8	48.935	69.7	2:08.081 (2)	69.91	0.024	09:23:41.531
6 -	27.648	100.4	51.332	97.1	49.077	69.4	2:08.057 (1)	69.92		09:25:49.588
7 -	27.755	101.0	52.298	97.8	49.464	70.7	2:09.517	69.13	1.460	09:27:59.105
8 -	27.597	100.7	51.717	96.8	49.709	69.9	2:09.023	69.40	0.966	09:30:08.128
9 -	27.683	98.3	51.775	97.2	49.656	69.6	2:09.114	69.35	1.057	09:32:17.242
10 -	27.648	99.5	52.180	97.8	50.255	69.3	2:10.083	68.83	2.026	09:34:27.325

2024 Ginetta Junior Championship

RACE 2 - ROUND 21 - SECTOR ANALYSIS



SECTOR 1 = FL to I1, SECTOR 2 = I1 to I2, SECTOR 3 = I2 to FL, DIFF = Difference To Personal Best Lap, P = Crossed Finish Line in Pit Lane, D = Time Disallowed

P5 75 R		Colin CRONIN					Fox Motorsport			
IDEAL LAP TIME : 2:08.450		BEST LAP TIME : 2:08.682					DIFFERENCE : 0.232			
LAP	SECTOR 1	SECTOR 2		SECTOR 3		LAP TIME	MPH	DIFF	TIME OF DAY	
1 -		95.8	51.562	96.1	49.391	70.7	2:13.457	67.09	4.775	09:15:02.709
2 -	27.810	96.1	51.532	96.6	49.340	69.7	2:08.682 (1)	69.58		09:17:11.391
3 -	27.954	96.2	51.585	96.4	49.274	70.1	2:08.813 (3)	69.51	0.131	09:19:20.204
4 -	27.864	96.0	51.954	96.2	49.167	70.1	2:08.985	69.42	0.303	09:21:29.189
5 -	28.212	96.4	51.671	96.4	49.321	70.6	2:09.204	69.30	0.522	09:23:38.393
6 -	27.980	96.9	51.667	96.4	49.108	70.4	2:08.755 (2)	69.54	0.073	09:25:47.148
7 -	28.153	98.2	51.934	95.8	49.194	70.0	2:09.281	69.26	0.599	09:27:56.429
8 -	28.195	98.6	51.881	96.0	49.348	69.9	2:09.424	69.18	0.742	09:30:05.853
9 -	28.217	100.4	52.924	94.6	49.679	69.1	2:10.820	68.44	2.138	09:32:16.673
10 -	27.931	98.9	52.314	96.5	50.700	69.7	2:10.945	68.38	2.263	09:34:27.618

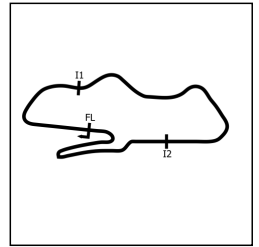
P6 43 R		Archie CLARK					Elite Motorsport			
IDEAL LAP TIME : 2:08.138		BEST LAP TIME : 2:08.222					DIFFERENCE : 0.084			
LAP	SECTOR 1	SECTOR 2		SECTOR 3		LAP TIME	MPH	DIFF	TIME OF DAY	
1 -		92.6	52.512	97.6	49.284	71.0	2:15.039	66.31	6.817	09:15:04.291
2 -	27.626	98.8	51.722	98.3	49.245	70.8	2:08.593 (3)	69.63	0.371	09:17:12.884
3 -	27.687	98.2	52.050	96.4	50.663	69.9	2:10.400	68.66	2.178	09:19:23.284
4 -	27.896	92.8	52.622	96.5	50.324	70.2	2:10.842	68.43	2.620	09:21:34.126
5 -	28.154	97.2	52.087	97.9	49.554	70.9	2:09.795	68.98	1.573	09:23:43.921
6 -	27.634	99.2	51.542	98.5	49.079	70.7	2:08.255 (2)	69.81	0.033	09:25:52.176
7 -	27.715	98.9	52.756	98.3	49.362	71.4	2:09.833	68.96	1.611	09:28:02.009
8 -	27.710	99.4	51.476	97.8	49.036	70.1	2:08.222 (1)	69.83		09:30:10.231
9 -	27.735	98.5	51.717	97.8	49.424	69.9	2:08.876	69.48	0.654	09:32:19.107
10 -	27.828	97.9	51.509	98.1	49.497	71.3	2:08.834	69.50	0.612	09:34:27.941

P7 67 R		Marcus SAETER					R Racing			
IDEAL LAP TIME : 2:08.295		BEST LAP TIME : 2:08.559					DIFFERENCE : 0.264			
LAP	SECTOR 1	SECTOR 2		SECTOR 3		LAP TIME	MPH	DIFF	TIME OF DAY	
1 -		93.9	52.196	98.3	49.521	71.3	2:14.421	66.61	5.862	09:15:03.673
2 -	27.784	98.2	51.579	98.2	49.273	70.8	2:08.636 (2)	69.61	0.077	09:17:12.309
3 -	27.727	98.8	52.415	95.0	50.098	69.0	2:10.240	68.75	1.681	09:19:22.549
4 -	28.360	93.3	52.766	97.2	50.148	69.1	2:11.274	68.21	2.715	09:21:33.823
5 -	28.076	98.5	51.985	98.1	49.291	71.0	2:09.352	69.22	0.793	09:23:43.175
6 -	27.742	98.3	51.797	97.3	49.020	70.4	2:08.559 (1)	69.65		09:25:51.734
7 -	27.755	99.4	53.303	98.2	49.577	70.7	2:10.635	68.54	2.076	09:28:02.369
8 -	27.877	98.5	51.696	98.1	49.307	71.7	2:08.880 (3)	69.47	0.321	09:30:11.249
9 -	27.696	100.0	51.784	97.5	49.601	69.5	2:09.081	69.37	0.522	09:32:20.330
10 -	27.890	99.4	51.888	97.3	49.555	70.2	2:09.333	69.23	0.774	09:34:29.663

P8 50 J		Charlie HART					Elite Motorsport			
IDEAL LAP TIME : 2:08.437		BEST LAP TIME : 2:08.749					DIFFERENCE : 0.312			
LAP	SECTOR 1	SECTOR 2		SECTOR 3		LAP TIME	MPH	DIFF	TIME OF DAY	
1 -		90.9	52.725	96.5	50.277	70.7	2:17.370	65.18	8.621	09:15:06.622
2 -	28.309	94.2	51.649	97.1	49.894	70.1	2:09.852	68.95	1.103	09:17:16.474
3 -	28.011	95.7	51.796	96.5	49.931	70.1	2:09.738	69.01	0.989	09:19:26.212
4 -	27.873	97.8	51.528	96.4	49.983	70.8	2:09.384	69.20	0.635	09:21:35.596
5 -	27.708	95.3	51.827	97.6	50.918	70.7	2:10.453	68.64	1.704	09:23:46.049
6 -	27.751	97.3	51.664	96.6	49.921	70.5	2:09.336	69.23	0.587	09:25:55.385
7 -	28.001	98.2	51.460	97.6	49.355	71.3	2:08.816 (3)	69.51	0.067	09:28:04.201
8 -	27.768	97.9	51.536	97.9	49.488	71.0	2:08.792 (2)	69.52	0.043	09:30:12.993
9 -	27.756	97.9	51.676	97.8	49.536	70.5	2:08.968	69.43	0.219	09:32:21.961
10 -	27.900	98.8	51.374	98.2	49.475	71.0	2:08.749 (1)	69.54		09:34:30.710

2024 Ginetta Junior Championship

RACE 2 - ROUND 21 - SECTOR ANALYSIS



SECTOR 1 = FL to I1, SECTOR 2 = I1 to I2, SECTOR 3 = I2 to FL, DIFF = Difference To Personal Best Lap, P = Crossed Finish Line in Pit Lane, D = Time Disallowed

P9		11 R		Ruben DAN			Elite Motorsport			
IDEAL LAP TIME : 2:08.262		BEST LAP TIME : 2:08.371			DIFFERENCE : 0.109					
LAP	SECTOR 1	SECTOR 2		SECTOR 3		LAP TIME	MPH	DIFF	TIME OF DAY	
1 -		89.2	53.043	96.6	50.710	68.2	2:19.871	64.01	11.500	09:15:09.123
2 -	27.878	94.6	52.317	96.2	49.790	70.3	2:09.985	68.88	1.614	09:17:19.108
3 -	27.790	98.6	52.590	95.4	49.696	70.5	2:10.076	68.84	1.705	09:19:29.184
4 -	28.004	97.8	51.802	96.6	50.008	69.7	2:09.814	68.97	1.443	09:21:38.998
5 -	27.958	97.6	51.736	96.6	49.682	70.5	2:09.376	69.21	1.005	09:23:48.374
6 -	28.002	97.1	51.714	96.8	49.277	71.2	2:08.993	69.41	0.622	09:25:57.367
7 -	27.870	98.9	51.581	97.3	49.144	70.9	2:08.595 (2)	69.63	0.224	09:28:05.962
8 -	27.768	96.4	51.883	98.3	49.438	70.8	2:09.089	69.36	0.718	09:30:15.051
9 -	27.859	100.4	51.566	97.2	48.946	70.6	2:08.371 (1)	69.75		09:32:23.422
10 -	27.750	98.1	51.834	97.6	49.175	70.1	2:08.759 (3)	69.54	0.388	09:34:32.181

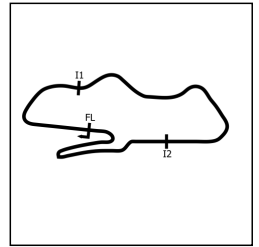
P10		70 R		Jude PETERS (F)			E3 Sport			
IDEAL LAP TIME : 2:09.134		BEST LAP TIME : 2:09.312			DIFFERENCE : 0.178					
LAP	SECTOR 1	SECTOR 2		SECTOR 3		LAP TIME	MPH	DIFF	TIME OF DAY	
1 -		84.7	52.796	97.2	50.456	71.0	2:18.012	64.88	8.700	09:15:07.264
2 -	27.878	92.3	51.712	97.3	49.914	70.7	2:09.504	69.14	0.192	09:17:16.768
3 -	28.286	93.0	51.910	96.4	49.779	70.7	2:09.975	68.89	0.663	09:19:26.743
4 -	28.077	94.5	52.147	95.8	49.806	70.0	2:10.030	68.86	0.718	09:21:36.773
5 -	27.882	95.5	51.761	96.2	49.926	70.3	2:09.569	69.10	0.257	09:23:46.342
6 -	27.922	95.3	51.867	96.6	49.818	70.6	2:09.607	69.08	0.295	09:25:55.949
7 -	28.089	95.5	51.709	96.9	49.639	70.3	2:09.437 (3)	69.18	0.125	09:28:05.386
8 -	27.976	97.5	52.032	96.6	49.733	69.2	2:09.741	69.01	0.429	09:30:15.127
9 -	28.020	95.1	51.787	97.6	49.557	70.4	2:09.364 (2)	69.21	0.052	09:32:24.491
10 -	27.868	97.1	51.864	96.8	49.580	70.7	2:09.312 (1)	69.24		09:34:33.803

P11		31 J		Felix LIVESEY			MDD Racing			
IDEAL LAP TIME : 2:08.469		BEST LAP TIME : 2:08.469			DIFFERENCE : 0.000					
LAP	SECTOR 1	SECTOR 2		SECTOR 3		LAP TIME	MPH	DIFF	TIME OF DAY	
1 -		93.0	52.604	96.6	50.127	70.4	2:16.974	65.37	8.505	09:15:06.226
2 -	27.648	95.7	51.454	96.6	49.367	69.8	2:08.469 (1)	69.70		09:17:14.695
3 -	27.881	96.0	51.498	96.6	49.996	69.9	2:09.375	69.21	0.906	09:19:24.070
4 -	27.890	97.9	52.958	98.5	50.349	69.7	2:11.197	68.25	2.728	09:21:35.267
5 -	27.825	96.9	51.670	97.5	50.607	70.3	2:10.102	68.82	1.633	09:23:45.369
6 -	27.762	97.5	55.514	97.1	49.810	70.2	2:13.086	67.28	4.617	09:25:58.455
7 -	27.831	96.8	51.879	96.5	49.727	70.1	2:09.437	69.18	0.968	09:28:07.892
8 -	27.902	95.7	52.079	96.5	49.445	69.5	2:09.426	69.18	0.957	09:30:17.318
9 -	27.998	96.1	51.825	96.8	49.406	69.6	2:09.229 (3)	69.29	0.760	09:32:26.547
10 -	27.838	97.9	51.717	97.1	49.407	70.7	2:08.962 (2)	69.43	0.493	09:34:35.509

P12		18 R		Torrin BYRNE (F)			Pace Performance			
IDEAL LAP TIME : 2:09.447		BEST LAP TIME : 2:09.547			DIFFERENCE : 0.100					
LAP	SECTOR 1	SECTOR 2		SECTOR 3		LAP TIME	MPH	DIFF	TIME OF DAY	
1 -		89.2	52.933	97.1	50.557	68.1	2:18.707	64.55	9.160	09:15:07.959
2 -	28.144	94.9	52.443	96.2	49.800	69.5	2:10.387	68.67	0.840	09:17:18.346
3 -	28.162	98.1	52.992	94.3	50.346	69.6	2:11.500	68.09	1.953	09:19:29.846
4 -	28.211	98.9	52.382	96.0	49.580	69.5	2:10.173	68.78	0.626	09:21:40.019
5 -	28.241	98.6	52.869	95.0	49.550	69.7	2:10.660	68.53	1.113	09:23:50.679
6 -	28.717	89.9	52.791	96.2	49.693	69.2	2:11.201	68.24	1.654	09:26:01.880
7 -	28.224	97.3	52.269	96.2	49.054	70.2	2:09.547 (1)	69.12		09:28:11.427
8 -	28.312	96.8	52.354	96.1	49.232	69.9	2:09.898 (2)	68.93	0.351	09:30:21.325
9 -	28.287	96.8	52.438	96.4	49.265	69.7	2:09.990 (3)	68.88	0.443	09:32:31.315
10 -	28.464	97.1	52.249	96.1	49.339	69.8	2:10.052	68.85	0.505	09:34:41.367

2024 Ginetta Junior Championship

RACE 2 - ROUND 21 - SECTOR ANALYSIS



SECTOR 1 = FL to I1, SECTOR 2 = I1 to I2, SECTOR 3 = I2 to FL, DIFF = Difference To Personal Best Lap, P = Crossed Finish Line in Pit Lane, D = Time Disallowed

P13		5 R		Tom INGRAM HILL			R Racing			
IDEAL LAP TIME : 2:08.317		BEST LAP TIME : 2:08.317			DIFFERENCE : 0.000					
LAP	SECTOR 1	SECTOR 2		SECTOR 3		LAP TIME	MPH	DIFF	TIME OF DAY	
1 -		94.2	53.287	98.1	49.830	70.4	2:16.228	65.73	7.911	09:15:05.480
2 -	27.785	98.3	51.456	97.3	49.076	69.8	2:08.317 (1)	69.78		09:17:13.797
3 -	27.906	99.7	51.630	97.2	50.409	68.7	2:09.945	68.90	1.628	09:19:23.742
4 -	27.905	98.6	52.761	96.8	1:00.062	68.8	2:20.728	63.62	12.411	09:21:44.470
5 -	28.011	99.2	51.767	96.5	49.228	69.6	2:09.006 (2)	69.41	0.689	09:23:53.476
6 -	28.080	99.5	52.100	96.5	49.527	68.8	2:09.707	69.03	1.390	09:26:03.183
7 -	27.891	98.8	52.083	97.9	49.458	69.8	2:09.432 (3)	69.18	1.115	09:28:12.615
8 -	27.983	96.6	52.733	97.2	49.529	70.0	2:10.245	68.75	1.928	09:30:22.860
9 -	27.917	98.5	52.461	97.8	49.567	68.6	2:09.945	68.90	1.628	09:32:32.805
10 -	28.158	98.8	52.547	96.5	49.285	68.8	2:09.990	68.88	1.673	09:34:42.795

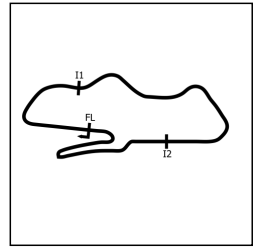
P14		53 R		Ethan CARNEY			Preptech UK			
IDEAL LAP TIME : 2:09.724		BEST LAP TIME : 2:09.836			DIFFERENCE : 0.112					
LAP	SECTOR 1	SECTOR 2		SECTOR 3		LAP TIME	MPH	DIFF	TIME OF DAY	
1 -		89.1	52.972	96.8	50.598	67.7	2:19.433	64.22	9.597	09:15:08.685
2 -	28.118	97.1	52.761	95.8	50.068	69.6	2:10.947	68.38	1.111	09:17:19.632
3 -	28.146	96.4	52.538	95.8	49.841	69.2	2:10.525	68.60	0.689	09:19:30.157
4 -	28.155	97.5	52.824	95.5	49.964	68.4	2:10.943	68.38	1.107	09:21:41.100
5 -	28.210	98.2	52.344	96.0	49.471	69.1	2:10.025 (2)	68.86	0.189	09:23:51.125
6 -	28.413	87.9	52.967	96.5	49.871	68.2	2:11.251	68.22	1.415	09:26:02.376
7 -	28.156	97.1	52.414	96.4	49.266	69.1	2:09.836 (1)	68.96		09:28:12.212
8 -	28.124	97.1	52.359	96.4	49.544	68.6	2:10.027 (3)	68.86	0.191	09:30:22.239
9 -	28.214	96.9	52.450	96.5	50.504	68.5	2:11.168	68.26	1.332	09:32:33.407
10 -	28.117	97.1	52.341	96.8	49.874	68.3	2:10.332	68.70	0.496	09:34:43.739

P15		4 R		James ELLIS (F)			MDD Racing			
IDEAL LAP TIME : 2:09.067		BEST LAP TIME : 2:09.494			DIFFERENCE : 0.427					
LAP	SECTOR 1	SECTOR 2		SECTOR 3		LAP TIME	MPH	DIFF	TIME OF DAY	
1 -		86.8	52.384	97.1	58.183	57.1	2:25.146	61.69	15.652	09:15:14.398
2 -	28.932	92.0	52.075	96.0	49.854	69.6	2:10.861	68.42	1.367	09:17:25.259
3 -	28.087	93.8	52.034	95.5	49.815	69.3	2:09.936	68.91	0.442	09:19:35.195
4 -	28.377	90.9	51.938	95.7	49.686	69.1	2:10.001	68.87	0.507	09:21:45.196
5 -	28.243	97.3	51.804	96.5	49.659	69.7	2:09.706 (3)	69.03	0.212	09:23:54.902
6 -	28.008	95.4	52.337	96.2	49.474	69.8	2:09.819	68.97	0.325	09:26:04.721
7 -	28.273	96.6	51.906	96.5	49.516	70.3	2:09.695 (2)	69.04	0.201	09:28:14.416
8 -	27.968	95.5	52.231	96.6	49.295	70.4	2:09.494 (1)	69.14		09:30:23.910
9 -	28.058	96.4	52.432	96.4	49.673	69.5	2:10.163	68.79	0.669	09:32:34.073
10 -	28.240	96.1	51.930	97.5	49.642	70.4	2:09.812	68.98	0.318	09:34:43.885

P16		45 R		Jack ROBINSON (F)			Fox Motorsport			
IDEAL LAP TIME : 2:09.587		BEST LAP TIME : 2:10.022			DIFFERENCE : 0.435					
LAP	SECTOR 1	SECTOR 2		SECTOR 3		LAP TIME	MPH	DIFF	TIME OF DAY	
1 -		90.1	52.799	92.3	51.097	67.3	2:20.611	63.68	10.589	09:15:09.863
2 -	28.327	95.3	51.903	96.0	50.142	69.5	2:10.372 (2)	68.68	0.350	09:17:20.235
3 -	28.091	97.1	52.122	96.0	50.424	69.6	2:10.637 (3)	68.54	0.615	09:19:30.872
4 -	33.116	93.4	52.241	95.7	49.593	69.7	2:14.950	66.35	4.928	09:21:45.822
5 -	28.242	98.3	52.071	96.0	49.709	69.8	2:10.022 (1)	68.86		09:23:55.844
6 -	28.283	96.4	1:07.792	94.6	51.845	68.8	2:27.920	60.53	17.898	09:26:23.764
7 -	28.685	93.9	52.694	94.6	49.685	69.1	2:11.064	68.32	1.042	09:28:34.828
8 -	28.591	94.1	52.947	94.9	49.709	68.6	2:11.247	68.22	1.225	09:30:46.075
9 -	28.569	94.9	52.756	94.9	49.710	68.4	2:11.035	68.33	1.013	09:32:57.110
10 -	28.934	94.1	53.276	95.1	50.257	69.1	2:12.467	67.59	2.445	09:35:09.577

2024 Ginetta Junior Championship

RACE 2 - ROUND 21 - SECTOR ANALYSIS



SECTOR 1 = FL to I1, SECTOR 2 = I1 to I2, SECTOR 3 = I2 to FL, DIFF = Difference To Personal Best Lap, P = Crossed Finish Line in Pit Lane, D = Time Disallowed

P17 23 J		Holly MIALL		Fox Motorsport						
IDEAL LAP TIME : 2:11.170		BEST LAP TIME : 2:12.053		DIFFERENCE : 0.883						
LAP	SECTOR 1	SECTOR 2		SECTOR 3	LAP TIME	MPH	DIFF	TIME OF DAY		
1 -		88.8	52.998	94.9	50.390	68.6	2:35.003	57.76	22.950	09:15:24.255
2 -	28.430	96.0	52.438	95.0	51.185	67.0	2:12.053 (1)	67.80		09:17:36.308
3 -	28.751	97.2	53.308	94.6	50.366	68.8	2:12.425	67.61	0.372	09:19:48.733
4 -	28.469	95.0	52.908	94.7	51.715	68.8	2:13.092	67.28	1.039	09:22:01.825
5 -	28.415	98.3	52.932	95.1	51.108	68.4	2:12.455	67.60	0.402	09:24:14.280
6 -	28.425	97.5	53.101	95.7	50.670	69.1	2:12.196 (2)	67.73	0.143	09:26:26.476
7 -	28.434	95.3	52.934	95.8	50.949	69.1	2:12.317 (3)	67.67	0.264	09:28:38.793
8 -	28.492	91.9	53.323	96.0	50.727	69.0	2:12.542	67.55	0.489	09:30:51.335
9 -	28.690	89.9	52.956	96.0	50.941	69.1	2:12.587	67.53	0.534	09:33:03.922
10 -	28.366	93.5	53.181	95.7	51.012	69.1	2:12.559	67.55	0.506	09:35:16.481

P18 28 J		Harry MOSS		R Racing						
IDEAL LAP TIME : 2:10.364		BEST LAP TIME : 2:10.475		DIFFERENCE : 0.111						
LAP	SECTOR 1	SECTOR 2		SECTOR 3	LAP TIME	MPH	DIFF	TIME OF DAY		
1 -		91.1	52.709	96.8	52.263	64.5	2:20.808	63.59	10.333	09:15:10.060
2 -	35.018	91.6	53.005	94.7	49.565	69.0	2:17.588	65.08	7.113	09:17:27.648
3 -	28.325	98.9	53.378	94.7	49.413	69.3	2:11.116 (2)	68.29	0.641	09:19:38.764
4 -	28.324	99.2	52.786	95.0	49.365	69.6	2:10.475 (1)	68.62		09:21:49.239
5 -	28.290	98.8	1:16.505	90.5	49.931	69.1	2:34.726	57.87	24.251	09:24:23.965
6 -	28.544	91.8	53.600	94.5	49.818	68.8	2:11.962 (3)	67.85	1.487	09:26:35.927

P19 27 R		Alfie SLATER		R Racing						
IDEAL LAP TIME : 2:08.912		BEST LAP TIME : 2:09.318		DIFFERENCE : 0.406						
LAP	SECTOR 1	SECTOR 2		SECTOR 3	LAP TIME	MPH	DIFF	TIME OF DAY		
1 -		93.7	52.389	97.5	49.634	70.7	2:15.829	65.92	6.511	09:15:05.081
2 -	29.005	94.7	51.697	97.5	49.787	69.3	2:10.489 (2)	68.62	1.171	09:17:15.570
3 -	27.918	96.4	51.574	97.5	49.826	70.4	2:09.318 (1)	69.24		09:19:24.888
4 -	27.704	97.3	52.467	97.5	IN PIT		2:20.458 P	63.75	11.140	09:21:45.346

2024 Ginetta Junior Championship

RACE 2 - ROUND 21 - BEST SECTORS

SECTOR 1			SECTOR 2			SECTOR 3			IDEAL / BEST COMPARISON						
POS	NO	NAME	TIME	NO	NAME	TIME	NO	NAME	TIME	POS	NO	NAME	IDEAL	BEST	DIFF
													PERFECT LAP	2:07.077	
1	26	JOSLYN	27.508	25	JEFF-HALL	51.063	90	FERNANDEZ	48.506	1	25	JEFF-HALL	2:07.182	2:07.623	0.441
2	90	FERNANDEZ	27.517	35	PHELPS	51.332	25	JEFF-HALL	48.530	2	90	FERNANDEZ	2:07.391	2:07.904	0.513
3	25	JEFF-HALL	27.589	26	JOSLYN	51.336	26	JOSLYN	48.754	3	26	JOSLYN	2:07.598	2:07.746	0.148
4	35	PHELPS	27.597	90	FERNANDEZ	51.368	35	PHELPS	48.935	4	35	PHELPS	2:07.864	2:08.057	0.193
5	43	CLARK	27.626	50	HART	51.374	11	DAN	48.946	5	43	CLARK	2:08.138	2:08.222	0.084
6	31	LIVESEY	27.648	31	LIVESEY	51.454	67	SAETER	49.020	6	11	DAN	2:08.262	2:08.371	0.109
7	67	SAETER	27.696	5	INGRAM HILL	51.456	43	CLARK	49.036	7	67	SAETER	2:08.295	2:08.559	0.264
8	27	SLATER	27.704	43	CLARK	51.476	18	BYRNE (F)	49.054	8	5	INGRAM HILL	2:08.317	2:08.317	0.000
9	50	HART	27.708	75	CRONIN	51.532	5	INGRAM HILL	49.076	9	50	HART	2:08.437	2:08.749	0.312
10	11	DAN	27.750	11	DAN	51.566	75	CRONIN	49.108	10	75	CRONIN	2:08.450	2:08.682	0.232
11	5	INGRAM HILL	27.785	27	SLATER	51.574	53	CARNEY	49.266	11	31	LIVESEY	2:08.469	2:08.469	0.000
12	75	CRONIN	27.810	67	SAETER	51.579	4	ELLIS (F)	49.295	12	27	SLATER	2:08.912	2:09.318	0.406
13	70	PETERS (F)	27.868	70	PETERS (F)	51.709	50	HART	49.355	13	4	ELLIS (F)	2:09.067	2:09.494	0.427
14	4	ELLIS (F)	27.968	4	ELLIS (F)	51.804	28	MOSS	49.365	14	70	PETERS (F)	2:09.134	2:09.312	0.178
15	45	ROBINSON (F)	28.091	45	ROBINSON (F)	51.903	31	LIVESEY	49.367	15	18	BYRNE (F)	2:09.447	2:09.547	0.100
16	53	CARNEY	28.117	18	BYRNE (F)	52.249	70	PETERS (F)	49.557	16	45	ROBINSON (F)	2:09.587	2:10.022	0.435
17	18	BYRNE (F)	28.144	53	CARNEY	52.341	45	ROBINSON (F)	49.593	17	53	CARNEY	2:09.724	2:09.836	0.112
18	28	MOSS	28.290	23	MIALL	52.438	27	SLATER	49.634	18	28	MOSS	2:10.364	2:10.475	0.111
19	23	MIALL	28.366	28	MOSS	52.709	23	MIALL	50.366	19	23	MIALL	2:11.170	2:12.053	0.883

2024 Ginetta Junior Championship

RACE 2 - ROUND 21 - BEST SPEEDS

POS	INTERMEDIATE 1			INTERMEDIATE 2			FINISH LINE		
	NO	NAME	MPH	NO	NAME	MPH	NO	NAME	MPH
1	26	JOSLYN	101.3	43	CLARK	98.5	67	SAETER	71.7
2	25	JEFF-HALL	101.2	31	LIVESEY	98.5	25	JEFF-HALL	71.6
3	35	PHELPS	101.0	26	JOSLYN	98.3	43	CLARK	71.4
4	75	CRONIN	100.4	67	SAETER	98.3	50	HART	71.3
5	11	DAN	100.4	11	DAN	98.3	90	FERNANDEZ	71.3
6	67	SAETER	100.0	50	HART	98.2	11	DAN	71.2
7	5	INGRAM HILL	99.7	25	JEFF-HALL	98.1	70	PETERS (F)	71.0
8	43	CLARK	99.4	35	PHELPS	98.1	26	JOSLYN	70.7
9	28	MOSS	99.2	5	INGRAM HILL	98.1	35	PHELPS	70.7
10	90	FERNANDEZ	99.1	90	FERNANDEZ	97.6	75	CRONIN	70.7
11	18	BYRNE (F)	98.9	70	PETERS (F)	97.6	27	SLATER	70.7
12	50	HART	98.8	4	ELLIS (F)	97.5	31	LIVESEY	70.7
13	45	ROBINSON (F)	98.3	27	SLATER	97.5	5	INGRAM HILL	70.4
14	23	MIALL	98.3	18	BYRNE (F)	97.1	4	ELLIS (F)	70.4
15	53	CARNEY	98.2	53	CARNEY	96.8	18	BYRNE (F)	70.2
16	31	LIVESEY	97.9	28	MOSS	96.8	45	ROBINSON (F)	69.8
17	70	PETERS (F)	97.5	75	CRONIN	96.6	28	MOSS	69.6
18	4	ELLIS (F)	97.3	45	ROBINSON (F)	96.0	53	CARNEY	69.6
19	27	SLATER	97.3	23	MIALL	96.0	23	MIALL	69.1

2024 Ginetta Junior Championship

RACE 2 - ROUND 21 - STATISTICS

Competitors Started 19
Planned Start 2024-09-08 @ 09:10:00.000
Actual Start 2024-09-08 @ 09:12:49.251
Finish Time 2024-09-08 @ 09:34:15.911
Track Length 2.4873mi.
Total Laps 180
Total Distance Covered 447.7227mi.

Session Fastest Lap History

NO	CL	NAME	LAP TIME	TIME OF DAY	LAP	VEHICLE
90	JUNIOR	Chase FERNANDEZ	2:08.068	09:17:09.466	2	R Racing
26	JUNIOR	Henry JOSLYN	2:07.814	09:17:10.004	2	Preptech UK
25	ROOKIE	Ethan JEFF-HALL	2:07.623	09:25:49.939	6	R Racing

Session Leader History

NO	CL	NAME	FROM LAP	LAPS LED	DISTANCE	VEHICLE
90	JUNIOR	Chase FERNANDEZ	1	4	9.91 miles	R Racing
26	JUNIOR	Henry JOSLYN	5	3	7.46 miles	Preptech UK
90	JUNIOR	Chase FERNANDEZ	8	1	2.48 miles	R Racing
26	JUNIOR	Henry JOSLYN	9	1	2.48 miles	Preptech UK
90	JUNIOR	Chase FERNANDEZ	10	1	2.48 miles	R Racing

Flag History

TYPE	TIME OF DAY
GREEN	09:12:49.251
FINISH	09:34:15.911

Flag Statistics

TYPE	COUNT	TOTAL LAPS	TOTAL TIME
Green	1	10	24:07.615
Red	0	0	0.000
Safety Car	0	0	0.000
FCY	0	0	0.000

2024 Ginetta Junior Championship

RACE 2 - ROUND 21 - STATISTICS

CLASS : JUNIOR

6 Starters

Fastest Lap History

NO	NAME	LAP TIME	TIME OF DAY	LAP	VEHICLE
90	Chase FERNANDEZ	2:08.068	09:17:09.466	2	R Racing
26	Henry JOSLYN	2:07.814	09:17:10.004	2	Preptech UK
26	Henry JOSLYN	2:07.746	09:32:08.197	9	Preptech UK

Leader History

NO	NAME	FROM LAP	LAPS LED	DISTANCE	VEHICLE
90	Chase FERNANDEZ	1	4	9.91 miles	R Racing
26	Henry JOSLYN	5	3	7.46 miles	Preptech UK
90	Chase FERNANDEZ	8	1	2.48 miles	R Racing
26	Henry JOSLYN	9	1	2.48 miles	Preptech UK
90	Chase FERNANDEZ	10	1	2.48 miles	R Racing

2024 Ginetta Junior Championship

RACE 2 - ROUND 21 - STATISTICS

CLASS : ROOKIE

13 Starters

Fastest Lap History

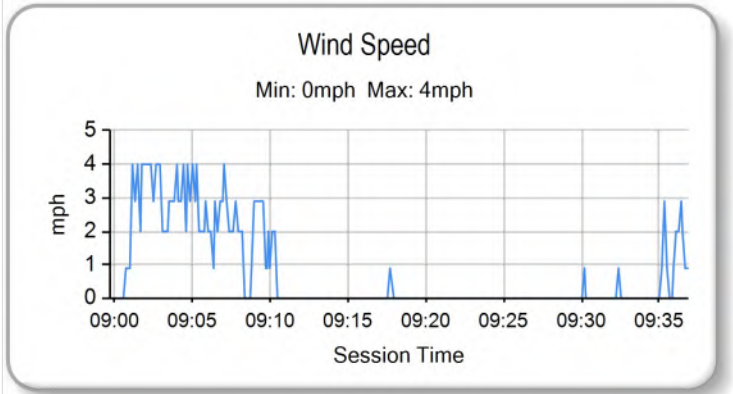
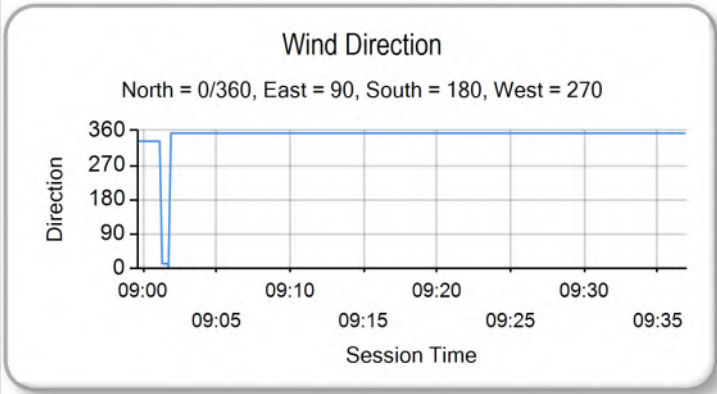
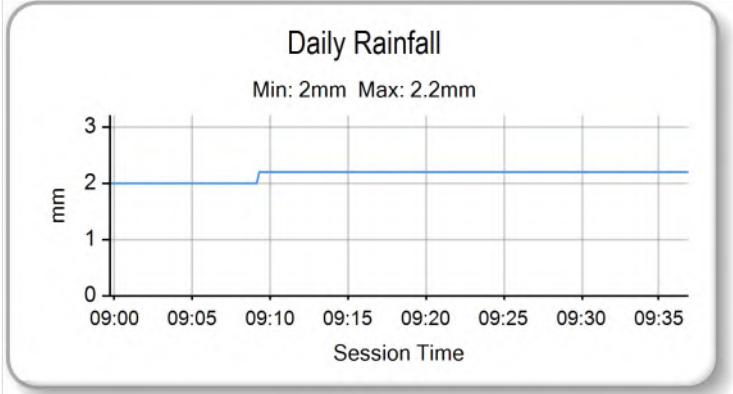
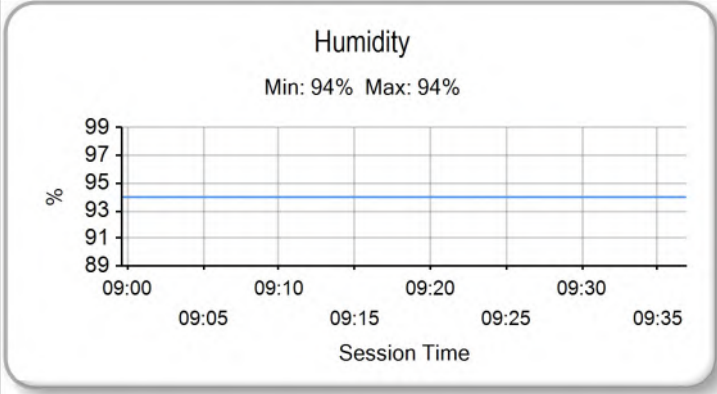
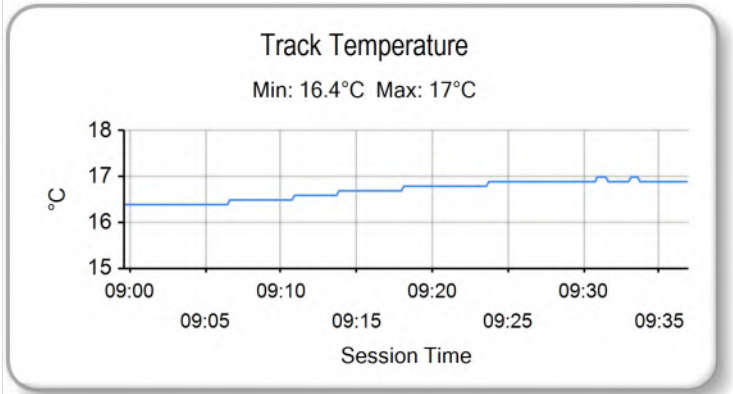
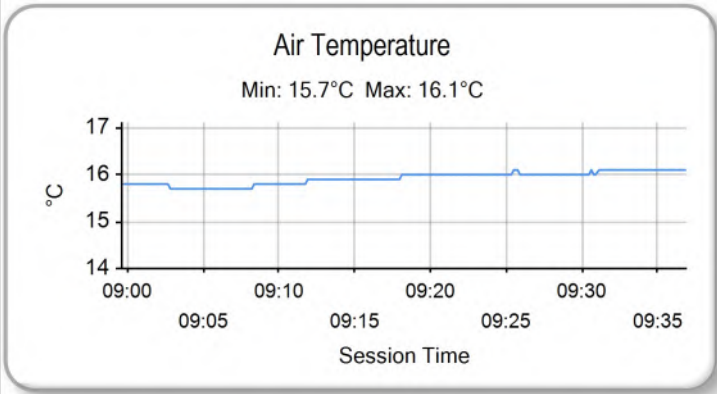
NO	NAME	LAP TIME	TIME OF DAY	LAP	VEHICLE
75	Colin CRONIN	2:08.682	09:17:11.413	2	Fox Motorsport
35	Isaac PHELPS	2:08.572	09:17:12.088	2	Elite Motorsport
5	Tom INGRAM HILL	2:08.317	09:17:13.816	2	R Racing
35	Isaac PHELPS	2:08.081	09:23:41.554	5	Elite Motorsport
25	Ethan JEFF-HALL	2:07.887	09:23:42.316	5	R Racing
25	Ethan JEFF-HALL	2:07.623	09:25:49.939	6	R Racing

Leader History

NO	NAME	FROM LAP	LAPS LED	DISTANCE	VEHICLE
75	Colin CRONIN	1	8	19.86 miles	Fox Motorsport
25	Ethan JEFF-HALL	9	2	4.97 miles	R Racing

2024 Ginetta Junior Championship

RACE 2 - ROUND 21 - WEATHER CONDITIONS



2024 Ginetta Junior Championship

RACE 3 - ROUND 22 - GRID (20 minutes)

ROW 10	19	27 Alfie SLATER	18	28 Harry MOSS
ROW 9	17	23 Holly MIALL	16	45 Jack ROBINSON (F)
ROW 8	15	4 James ELLIS (F)	14	53 Ethan CARNEY
ROW 7	13	5 Tom INGRAM HILL	12	18 Torrin BYRNE (F)
ROW 6	11	31 Felix LIVESEY	10	70 Jude PETERS (F)
ROW 5	9	11 Ruben DAN	8	50 Charlie HART
ROW 4	7	67 Marcus SAETER	6	43 Archie CLARK
ROW 3	5	75 Colin CRONIN	4	35 Isaac PHELPS
ROW 2	3	25 Ethan JEFF-HALL	2	26 Henry JOSLYN
ROW 1	1	90 Chase FERNANDEZ		
Pole				

These results are provisional until the conclusion of any judicial and technical matters.

Donington Park GP: 2.4873 miles

Clerk Of Course: Paul Levitt	Stewards:	Timekeeper: Gethin Rees	
------------------------------	-----------	-------------------------	--

Results can be found at www.tsl-timing.com

Printed - 11:17 Sunday, 08 September 2024

2024 Ginetta Junior Championship

RACE 3 - ROUND 22 - CLASSIFICATION

Race Distance: 11 Laps / 27.36 miles

POS	NO	CL	PIC	NAME	NAT	ENTRY	LAPS	TIME	GAP	DIFF	MPH	BEST	ON	GRD	↑↓
1	90	J	1	Chase FERNANDEZ	GBR	R Racing	11	21:34.300			75.99	1:56.875	4	1	0
2	25	R	1	Ethan JEFF-HALL	GBR	R Racing	11	21:34.915	0.615	0.615	75.96	1:56.401	11	3	1
3	43	R	2	Archie CLARK	GBR	Elite Motorsport	11	21:41.419	7.119	6.504	75.58	1:56.936	3	6	3
4	35	R	3	Isaac PHELPS	GBR	Elite Motorsport	11	21:41.703	7.403	0.284	75.56	1:57.370	7	4	0
5	31	J	2	Felix LIVESEY	GBR	MDD Racing	11	21:42.812	8.512	1.109	75.50	1:57.426	9	11	6
6	27	R	4	Alfie SLATER	GBR	R Racing	11	21:45.901	11.601	3.089	75.32	1:57.174	2	19	13
7	11*	R	5	Ruben DAN	AUS	Elite Motorsport	11	21:47.314	13.014	1.413	75.24	1:57.277	8	9	2
8	70	R	6	Jude PETERS (F)	GBR	E3 Sport	11	21:49.179	14.879	1.865	75.13	1:58.030	8	10	2
9	75	R	7	Colin CRONIN	IRL	Fox Motorsport	11	21:49.720	15.420	0.541	75.10	1:57.034	11	5	-4
10	4	R	8	James ELLIS (F)	GBR	MDD Racing	11	21:52.818	18.518	3.098	74.92	1:58.007	9	15	5
11	5	R	9	Tom INGRAM HILL	GBR	R Racing	11	21:55.672	21.372	2.854	74.76	1:58.221	9	13	2
12	67*	R	10	Marcus SAETER	NOR	R Racing	11	21:56.498	22.198	0.826	74.71	1:56.951	10	7	-5
13	50*	J	3	Charlie HART	GBR	Elite Motorsport	11	21:56.960	22.660	0.462	74.68	1:57.145	10	8	-5
14	26*	J	4	Henry JOSLYN	GBR	Preptech UK	11	21:59.441	25.141	2.481	74.54	1:57.680	9	2	-12
15	28	J	5	Harry MOSS	GBR	R Racing	11	22:08.196	33.896	8.755	74.05	1:58.891	8	18	3
16	18	R	11	Torrin BYRNE (F)	GBR	Pace Performance	11	22:08.263	33.963	0.067	74.05	1:58.880	5	12	-4
17	45*	R	12	Jack ROBINSON (F)	GBR	Fox Motorsport	11	22:13.314	39.014	5.051	73.77	1:59.545	11	16	-1
18	53	R	13	Ethan CARNEY	USA	Preptech UK	11	22:17.464	43.164	4.150	73.54	1:58.620	9	14	-4
19	23	J	6	Holly MIALL	GBR	Fox Motorsport	11	22:32.403	58.103	14.939	72.73	2:00.382	4	17	-2

FASTEST LAP

25	R	Ethan JEFF-HALL	GBR	R Racing	11	1:56.401	76.92 mph	123.80 kph
90	J	Chase FERNANDEZ	GBR	R Racing	4	1:56.875	76.61 mph	123.30 kph

Comments:

*Cars 11, 26, 28, 45, 50 & 67 - 5 second time penalty for exceeding track limits.

*Cars 26, 50 & 67 - additional 10 second time penalty for exceeding track limits.

Weather / Track : Bright / Dry

These results are provisional until the conclusion of any judicial and technical matters.

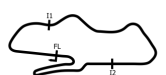
Date: 08/09/2024 Start: 16:06 Finish: 16:28

Donington Park GP: 2.4873 miles

Clerk Of Course: Paul Levitt

Stewards:

Timekeeper: Gethin Rees



Results can be found at www.tsl-timing.com

Printed - 16:48 Sunday, 08 September 2024

2024 Ginetta Junior Championship

RACE 3 - ROUND 22 - LAP CHART

LAP 1 @ 16:08:55.850			LAP 2 @ 16:10:52.873			LAP 3 @ 16:12:50.099			LAP 4 @ 16:14:46.974			LAP 5 @ 16:16:44.540		
NO	BEHIND	LAP TIME	NO	BEHIND	LAP TIME	NO	BEHIND	LAP TIME	NO	BEHIND	LAP TIME	NO	BEHIND	LAP TIME
90		2:00.840	90		1:57.023	90		1:57.226	90		1:56.875	25		1:57.314
25	0.544	2:01.384	25	0.605	1:57.084	25	0.353	1:56.974	25	0.252	1:56.774	90	0.318	1:57.884
35	1.021	2:01.861	35	1.580	1:57.582	43	1.649	1:56.936	43	1.864	1:57.090	43	1.239	1:56.941
26	1.497	2:02.337	43	1.939	1:57.191	35	2.010	1:57.656	35	2.507	1:57.372	35	2.406	1:57.465
43	1.771	2:02.611	26	2.772	1:58.298	26	3.357	1:57.811	67	4.275	1:57.322	67	3.878	1:57.169
50	2.431	2:03.271	67	3.814	1:57.763	67	3.828	1:57.240	50	5.758	1:58.108	50	6.989	1:58.797
67	3.074	2:03.914	50	4.180	1:58.772	50	4.525	1:57.571	26	6.102	1:59.620	11	7.319	1:58.729
11	3.608	2:04.448	11	4.455	1:57.870	11	4.855	1:57.626	11	6.156	1:58.176	26	7.562	1:59.026
31	4.225	2:05.065	31	4.779	1:57.577	31	5.344	1:57.791	31	6.447	1:57.978	31	7.650	1:58.769
70	4.478	2:05.318	70	5.527	1:58.072	27	6.668	1:57.379	27	8.465	1:58.672	27	8.812	1:57.913
53	6.044	2:06.884	27	6.515	1:57.174	70	6.760	1:58.459	70	9.199	1:59.314	70	9.966	1:58.333
27	6.364	2:07.204	5	8.237	1:58.707	5	9.811	1:58.800	4	11.906	1:58.642	4	12.687	1:58.347
5	6.553	2:07.393	4	8.687	1:59.021	4	10.139	1:58.678	5	12.405	1:59.469	5	13.424	1:58.585
4	6.689	2:07.529	28	10.111	2:00.061	28	12.012	1:59.127	75	14.145	1:58.365	75	14.102	1:57.523
18	6.893	2:07.733	45	10.612	2:00.308	75	12.655	1:58.102	28	15.697	2:00.560	28	17.558	1:59.427
28	7.073	2:07.913	75	11.779	1:58.300	45	12.964	1:59.578	45	16.353	2:00.264	45	18.385	1:59.598
45	7.327	2:08.167	23	12.455	2:01.858	18	15.146	1:59.636	18	17.419	1:59.148	18	18.733	1:58.880
23	7.620	2:08.460	18	12.736	2:02.866	23	29.206	2:13.977	23	32.713	2:00.382	53	35.422	2:00.014
75	10.502	2:11.342	53	27.424	2:18.403	53	29.613	1:59.415	53	32.974	2:00.236	23	36.935	2:01.788

2024 Ginetta Junior Championship

RACE 3 - ROUND 22 - LAP CHART

LAP 6 @ 16:18:42.397			LAP 7 @ 16:20:40.726			LAP 8 @ 16:22:38.284			LAP 9 @ 16:24:35.331			LAP 10 @ 16:26:32.387		
NO	BEHIND	LAP TIME	NO	BEHIND	LAP TIME	NO	BEHIND	LAP TIME	NO	BEHIND	LAP TIME	NO	BEHIND	LAP TIME
25		1:57.857	90		1:58.182	90		1:57.558	90		1:57.047	90		1:57.056
90	0.147	1:57.686	43	0.294	1:58.252	25	1.847	1:58.782	25	1.555	1:56.755	25	1.137	1:56.638
43	0.371	1:56.989	25	0.623	1:58.952	35	2.704	1:59.123	35	3.984	1:58.327	35	4.512	1:57.584
35	2.098	1:57.549	35	1.139	1:57.370	43	2.969	2:00.233	67	5.148	1:59.085	67	5.043	1:56.951
67	3.132	1:57.111	67	1.882	1:57.079	67	3.110	1:58.786	43	5.540	1:59.618	43	5.457	1:56.973
50	6.908	1:57.776	50	6.168	1:57.589	50	5.976	1:57.366	50	6.285	1:57.356	50	6.374	1:57.145
11	7.423	1:57.961	11	6.512	1:57.418	11	6.231	1:57.277	11	6.690	1:57.506	11	6.967	1:57.333
31	7.794	1:58.001	31	7.143	1:57.678	31	7.050	1:57.465	31	7.429	1:57.426	31	7.952	1:57.579
26	8.126	1:58.421	26	7.478	1:57.681	26	7.822	1:57.902	26	8.455	1:57.680	26	9.090	1:57.691
70	10.184	1:58.075	27	10.066	1:57.749	27	10.111	1:57.603	27	10.564	1:57.500	27	10.705	1:57.197
27	10.646	1:59.691	70	10.779	1:58.924	70	11.251	1:58.030	70	12.364	1:58.160	70	13.679	1:58.371
4	13.134	1:58.304	75	14.354	1:58.792	75	14.605	1:57.809	75	15.014	1:57.456	75	15.309	1:57.351
75	13.891	1:57.646	4	14.613	1:59.808	4	15.088	1:58.033	4	16.048	1:58.007	4	17.000	1:58.008
5	15.126	1:59.559	5	15.645	1:58.848	5	16.525	1:58.438	5	17.699	1:58.221	5	19.280	1:58.637
28	19.024	1:59.323	28	19.902	1:59.207	28	21.235	1:58.891	28	23.559	1:59.371	28	26.352	1:59.849
18	20.147	1:59.271	45	22.178	1:59.831	45	25.247	2:00.627	45	27.775	1:59.575	45	31.392	2:00.673
45	20.676	2:00.148	18	22.475	2:00.657	18	25.743	2:00.826	18	28.483	1:59.787	18	31.739	2:00.312
53	36.486	1:58.921	53	36.833	1:58.676	53	37.970	1:58.695	53	39.543	1:58.620	53	41.442	1:58.955
23	40.389	2:01.311	23	42.635	2:00.575	23	46.152	2:01.075	23	49.731	2:00.626	23	53.896	2:01.221

2024 Ginetta Junior Championship

RACE 3 - ROUND 22 - LAP CHART

LAP 11 @ 16:28:29.310

NO	BEHIND	LAP TIME
90		1:56.923
25	0.615	1:56.401
43	7.119	1:58.585
67	7.198	1:59.078
35	7.403	1:59.814
50	7.660	1:58.209
11	8.014	1:57.970
31	8.512	1:57.483
26	10.141	1:57.974
27	11.601	1:57.819
70	14.879	1:58.123
75	15.420	1:57.034
4	18.518	1:58.441
5	21.372	1:59.015
28	28.896	1:59.467
18	33.963	1:59.147
45	34.014	1:59.545
53	43.164	1:58.645
23	58.103	2:01.130

2024 Ginetta Junior Championship

RACE 3 - ROUND 22 - POSITION CHART WITH INTERMEDIATES

No	Name	Lap		Intermediates																														
		Pos	L1 - Int1-M	L1 - Int2-M	L1 - Finish	L2 - Int1-M	L2 - Int2-M	L2 - Finish	L3 - Int1-M	L3 - Int2-M	L3 - Finish	L4 - Int1-M	L4 - Int2-M	L4 - Finish	L5 - Int1-M	L5 - Int2-M	L5 - Finish	L6 - Int1-M	L6 - Int2-M	L6 - Finish	L7 - Int1-M	L7 - Int2-M	L7 - Finish	L8 - Int1-M	L8 - Int2-M	L8 - Finish	L9 - Int1-M	L9 - Int2-M	L9 - Finish	L10 - Int1-M	L10 - Int2-M			
90	FERNANDEZ	1	90	90	90	90	90	90	90	90	90	90	90	90	90	90	90	90	90	90	90	90	90	90	90	90	90	90	90	90	90	90	90	90
26	JOSLYN	2	26	25	25	25	25	25	25	25	25	25	25	25	25	25	25	25	25	25	25	25	25	25	25	25	25	25	25	25	25	25	25	25
25	JEFF-HALL	3	25	35	35	35	35	35	35	35	35	43	43	43	43	43	43	43	43	43	43	43	43	43	43	43	43	43	43	43	43	43	43	43
35	PHELPS	4	35	26	26	26	43	43	43	35	35	35	35	35	35	35	35	35	35	35	35	35	35	35	35	35	35	67	43	43	43	67	67	67
75	CRONIN	5	75	43	43	43	26	26	26	26	26	26	26	26	67	67	67	67	67	67	67	67	67	67	67	67	67	35	67	67	67	43	43	43
43	CLARK	6	43	50	50	50	50	67	67	67	67	67	67	26	50	50	50	50	50	50	50	50	50	50	50	50	50	50	50	50	50	50	50	50
67	SAETER	7	67	67	67	67	67	50	50	50	50	50	50	50	26	26	26	11	11	11	11	11	11	11	11	11	11	11	11	11	11	11	11	11
50	HART	8	50	11	11	11	11	11	11	11	11	11	11	11	11	11	11	26	31	31	31	31	31	31	31	31	31	31	31	31	31	31	31	31
11	DAN	9	11	31	31	31	31	31	31	31	31	31	31	31	31	31	31	26	26	26	26	26	26	26	26	26	26	26	26	26	26	26	26	26
70	PETERS (F)	10	70	70	70	70	70	70	70	70	27	27	27	27	27	27	27	27	27	27	27	27	27	27	27	27	27	27	27	27	27	27	27	27
31	LIVESEY	11	31	5	53	27	27	27	27	27	27	70	70	70	70	70	70	70	70	70	70	70	70	70	70	70	70	70	70	70	70	70	70	70
18	BYRNE (F)	12	4	4	27	53	5	5	5	5	5	5	5	5	4	4	4	4	4	4	4	4	4	4	4	4	4	75	75	75	75	75	75	75
5	INGRAM HILL	13	5	53	5	5	4	4	4	4	4	4	4	4	4	4	5	5	5	5	5	5	5	5	5	5	5	5	5	5	5	5	5	5
53	CARNEY	14	53	27	4	4	28	28	28	28	28	28	28	28	75	75	75	75	75	75	75	75	75	75	75	75	75	75	75	75	75	75	75	75
4	ELLIS (F)	15	18	18	18	28	45	45	45	45	75	75	28	28	28	28	28	28	28	28	28	28	28	28	28	28	28	28	28	28	28	28	28	28
45	ROBINSON (F)	16	27	28	28	18	18	75	75	75	45	45	45	45	45	45	45	45	45	45	45	45	45	45	45	45	45	45	45	45	45	45	45	45
23	MIALL	17	45	23	45	45	23	23	23	23	18	18	18	18	18	18	18	18	18	18	18	18	18	18	18	18	18	18	18	18	18	18	18	18
28	MOSS	18	28	45	23	23	75	18	18	23	23	23	23	23	23	23	23	53	53	53	53	53	53	53	53	53	53	53	53	53	53	53	53	53
27	SLATER	19	23	75	75	75	53	53	53	53	53	53	53	53	53	53	23	23	23	23	23	23	23	23	23	23	23	23	23	23	23	23	23	23

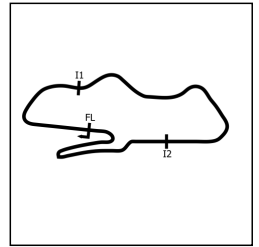
2024 Ginetta Junior Championship

RACE 3 - ROUND 22 - POSITION CHART WITH INTERMEDIATES

No	Name	Lap	
		Pos	L11 - Finish
90	FERNANDEZ	1	90
26	JOSLYN	2	25
25	JEFF-HALL	3	43
35	PHELPS	4	67
75	CRONIN	5	35
43	CLARK	6	50
67	SAETER	7	11
50	HART	8	31
11	DAN	9	26
70	PETERS (F)	10	27
31	LIVESEY	11	70
18	BYRNE (F)	12	75
5	INGRAM HILL	13	4
53	CARNEY	14	5
4	ELLIS (F)	15	28
45	ROBINSON (F)	16	18
23	MIALL	17	45
28	MOSS	18	53
27	SLATER	19	23

2024 Ginetta Junior Championship

RACE 3 - ROUND 22 - SECTOR ANALYSIS



SECTOR 1 = FL to I1, SECTOR 2 = I1 to I2, SECTOR 3 = I2 to FL, DIFF = Difference To Personal Best Lap, P = Crossed Finish Line in Pit Lane, D = Time Disallowed

P1 90 J		Chase FERNANDEZ					R Racing			
IDEAL LAP TIME : 1:56.498		BEST LAP TIME : 1:56.875			DIFFERENCE : 0.377					
LAP	SECTOR 1	SECTOR 2		SECTOR 3		LAP TIME	MPH	DIFF	TIME OF DAY	
1 -		103.7	45.881	96.6	45.057	70.7	2:00.840	74.10	3.965	16:08:55.850
2 -	26.139	104.3	45.843	97.1	45.041	70.1	1:57.023 (3)	76.51	0.148	16:10:52.873
3 -	26.185	104.2	45.892	96.6	45.149	70.4	1:57.226	76.38	0.351	16:12:50.099
4 -	26.114	105.1	45.816	96.8	44.945	69.7	1:56.875 (1)	76.61		16:14:46.974
5 -	26.164	104.6	46.019	97.2	45.701	71.1	1:57.884	75.95	1.009	16:16:44.858
6 -	25.912	106.0	46.243	97.8	45.531	69.9	1:57.686	76.08	0.811	16:18:42.544
7 -	26.532	103.4	46.660	99.7	44.990	69.8	1:58.182	75.76	1.307	16:20:40.726
8 -	26.520	104.8	46.130	97.1	44.908	70.2	1:57.558	76.17	0.683	16:22:38.284
9 -	26.161	103.8	45.966	97.1	44.920	70.1	1:57.047	76.50	0.172	16:24:35.331
10 -	26.213	104.2	45.774	97.3	45.069	70.3	1:57.056	76.49	0.181	16:26:32.387
11 -	26.271	104.3	45.840	97.5	44.812	70.5	1:56.923 (2)	76.58	0.048	16:28:29.310

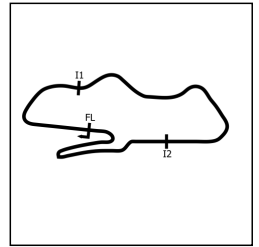
P2 25 R		Ethan JEFF-HALL					R Racing			
IDEAL LAP TIME : 1:56.186		BEST LAP TIME : 1:56.401			DIFFERENCE : 0.215					
LAP	SECTOR 1	SECTOR 2		SECTOR 3		LAP TIME	MPH	DIFF	TIME OF DAY	
1 -		105.5	45.950	98.5	44.983	71.5	2:01.384	73.76	4.983	16:08:56.394
2 -	25.930	106.0	45.909	98.3	45.245	70.2	1:57.084	76.47	0.683	16:10:53.478
3 -	26.138	105.3	45.678	98.5	45.158	71.0	1:56.974	76.55	0.573	16:12:50.452
4 -	25.881	106.3	45.854	99.1	45.039	70.7	1:56.774	76.68	0.373	16:14:47.226
5 -	26.042	106.0	46.035	97.8	45.237	70.7	1:57.314	76.32	0.913	16:16:44.540
6 -	26.087	105.6	46.469	98.9	45.301	70.0	1:57.857	75.97	1.456	16:18:42.397
7 -	26.698	103.5	46.969	99.7	45.285	71.3	1:58.952	75.27	2.551	16:20:41.349
8 -	26.114	104.0	47.117	99.7	45.551	70.9	1:58.782	75.38	2.381	16:22:40.131
9 -	26.019	105.1	45.936	98.2	44.800	71.2	1:56.755 (3)	76.69	0.354	16:24:36.886
10 -	26.060	105.1	45.742	98.2	44.836	71.0	1:56.638 (2)	76.77	0.237	16:26:33.524
11 -	26.026	105.5	45.748	97.9	44.627	71.2	1:56.401 (1)	76.92		16:28:29.925

P3 43 R		Archie CLARK					Elite Motorsport			
IDEAL LAP TIME : 1:56.126		BEST LAP TIME : 1:56.936			DIFFERENCE : 0.810					
LAP	SECTOR 1	SECTOR 2		SECTOR 3		LAP TIME	MPH	DIFF	TIME OF DAY	
1 -		103.0	47.002	100.0	44.614	71.3	2:02.611	73.03	5.675	16:08:57.621
2 -	25.975	104.8	46.385	100.1	44.831	70.9	1:57.191	76.40	0.255	16:10:54.812
3 -	25.972	105.6	46.056	98.3	44.908	70.2	1:56.936 (1)	76.57		16:12:51.748
4 -	26.153	104.5	46.019	98.3	44.918	70.4	1:57.090	76.47	0.154	16:14:48.838
5 -	26.115	104.5	46.026	98.2	44.800	70.6	1:56.941 (2)	76.57	0.005	16:16:45.779
6 -	26.090	104.5	45.866	99.2	45.033	71.1	1:56.989	76.54	0.053	16:18:42.768
7 -	26.391	103.5	46.673	99.2	45.188	71.2	1:58.252	75.72	1.316	16:20:41.020
8 -	26.310	104.8	47.333	100.0	46.590	70.8	2:00.233	74.47	3.297	16:22:41.253
9 -	26.386	105.0	47.455	96.8	45.777	71.1	1:59.618	74.85	2.682	16:24:40.871
10 -	26.076	105.5	45.591	100.7	45.306	71.1	1:56.973 (3)	76.55	0.037	16:26:37.844
11 -	25.921	105.8	46.305	98.1	46.359	69.3	1:58.585	75.51	1.649	16:28:36.429

P4 35 R		Isaac PHELPS					Elite Motorsport			
IDEAL LAP TIME : 1:57.184		BEST LAP TIME : 1:57.370			DIFFERENCE : 0.186					
LAP	SECTOR 1	SECTOR 2		SECTOR 3		LAP TIME	MPH	DIFF	TIME OF DAY	
1 -		105.0	46.047	99.5	45.201	71.0	2:01.861	73.48	4.491	16:08:56.871
2 -	26.194	104.3	46.217	97.8	45.171	70.3	1:57.582	76.15	0.212	16:10:54.453
3 -	26.184	104.0	46.464	98.9	45.008	70.4	1:57.656	76.10	0.286	16:12:52.109
4 -	26.218	104.5	46.182	97.6	44.972	70.3	1:57.372 (2)	76.29	0.002	16:14:49.481
5 -	26.165	104.3	46.126	97.1	45.174	70.2	1:57.465 (3)	76.23	0.095	16:16:46.946
6 -	26.215	103.7	46.159	96.6	45.175	70.0	1:57.549	76.17	0.179	16:18:44.495
7 -	26.241	103.4	46.097	97.1	45.032	70.6	1:57.370 (1)	76.29		16:20:41.865
8 -	26.254	104.2	46.948	96.6	45.921	70.2	1:59.123	75.16	1.753	16:22:40.988
9 -	26.515	104.3	46.775	96.5	45.037	70.4	1:58.327	75.67	0.957	16:24:39.315
10 -	26.224	103.7	46.204	96.9	45.156	70.5	1:57.584	76.15	0.214	16:26:36.899
11 -	26.276	103.4	47.067	96.4	46.471	70.1	1:59.814	74.73	2.444	16:28:36.713

2024 Ginetta Junior Championship

RACE 3 - ROUND 22 - SECTOR ANALYSIS



SECTOR 1 = FL to I1, SECTOR 2 = I1 to I2, SECTOR 3 = I2 to FL, DIFF = Difference To Personal Best Lap, P = Crossed Finish Line in Pit Lane, D = Time Disallowed

P5 31 J		Felix LIVESEY					MDD Racing			
IDEAL LAP TIME : 1:57.132		BEST LAP TIME : 1:57.426			DIFFERENCE : 0.294					
LAP	SECTOR 1	SECTOR 2	SECTOR 3	LAP TIME	MPH	DIFF	TIME OF DAY			
1 -		103.8	46.541	99.1	45.914	70.6	2:05.065	71.59	7.639	16:09:00.075
2 -	26.114	104.3	45.792	99.1	45.671	70.2	1:57.577	76.15	0.151	16:10:57.652
3 -	26.149	104.5	46.146	98.3	45.496	70.0	1:57.791	76.01	0.365	16:12:55.443
4 -	26.196	105.0	45.988	98.2	45.794	70.5	1:57.978	75.89	0.552	16:14:53.421
5 -	26.048	104.6	46.755	97.9	45.966	69.3	1:58.769	75.39	1.343	16:16:52.190
6 -	26.285	104.0	45.876	98.6	45.840	70.0	1:58.001	75.88	0.575	16:18:50.191
7 -	26.101	105.0	45.824	98.8	45.753	70.2	1:57.678	76.09	0.252	16:20:47.869
8 -	26.206	104.2	45.947	97.3	45.312	70.4	1:57.465 (2)	76.23	0.039	16:22:45.334
9 -	26.165	104.5	45.969	98.2	45.292	69.9	1:57.426 (1)	76.25		16:24:42.760
10 -	26.281	104.3	45.885	98.1	45.413	70.4	1:57.579	76.15	0.153	16:26:40.339
11 -	26.173	104.2	45.935	98.3	45.375	70.4	1:57.483 (3)	76.21	0.057	16:28:37.822

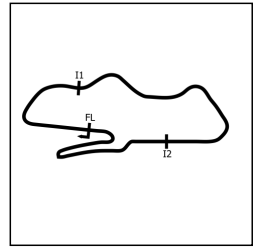
P6 27 R		Alfie SLATER					R Racing			
IDEAL LAP TIME : 1:57.053		BEST LAP TIME : 1:57.174			DIFFERENCE : 0.121					
LAP	SECTOR 1	SECTOR 2	SECTOR 3	LAP TIME	MPH	DIFF	TIME OF DAY			
1 -		103.5	47.079	98.9	46.414	70.7	2:07.204	70.39	10.030	16:09:02.214
2 -	26.163	103.7	46.136	97.2	44.875	70.7	1:57.174 (1)	76.42		16:10:59.388
3 -	26.200	104.3	46.060	98.9	45.119	69.2	1:57.379 (3)	76.28	0.205	16:12:56.767
4 -	26.740	104.2	46.681	97.5	45.251	70.2	1:58.672	75.45	1.498	16:14:55.439
5 -	26.328	103.7	46.133	97.3	45.452	69.5	1:57.913	75.94	0.739	16:16:53.352
6 -	26.359	103.8	48.372	97.9	44.960	70.9	1:59.691	74.81	2.517	16:18:53.043
7 -	26.205	104.2	46.280	98.9	45.264	70.2	1:57.749	76.04	0.575	16:20:50.792
8 -	26.338	103.2	46.171	97.3	45.094	70.4	1:57.603	76.14	0.429	16:22:48.395
9 -	26.317	103.4	46.133	97.6	45.050	70.7	1:57.500	76.20	0.326	16:24:45.895
10 -	26.228	104.0	46.015	98.2	44.954	70.1	1:57.197 (2)	76.40	0.023	16:26:43.092
11 -	26.250	104.2	46.169	97.9	45.400	70.6	1:57.819	76.00	0.645	16:28:40.911

P7 11 R		Ruben DAN					Elite Motorsport			
IDEAL LAP TIME : 1:57.094		BEST LAP TIME : 1:57.277			DIFFERENCE : 0.183					
LAP	SECTOR 1	SECTOR 2	SECTOR 3	LAP TIME	MPH	DIFF	TIME OF DAY			
1 -		104.3	46.970	99.8	45.505	70.6	2:04.448	71.95	7.171	16:08:59.458
2 -	26.152	105.1	46.072	98.3	45.646	70.8	1:57.870	75.96	0.593	16:10:57.328
3 -	26.042	105.5	46.118	99.1	45.466	70.5	1:57.626	76.12	0.349	16:12:54.954
4 -	26.212	105.8	45.882	100.0	46.082	70.4	1:58.176	75.77	0.899	16:14:53.130
5 -	26.175	106.0	46.429	98.8	46.125	69.7	1:58.729	75.41	1.452	16:16:51.859
6 -	26.147	104.8	46.024	99.2	45.790	70.1	1:57.961	75.91	0.684	16:18:49.820
7 -	26.162	104.5	45.910	99.2	45.346	70.8	1:57.418 (3)	76.26	0.141	16:20:47.238
8 -	26.159	104.8	45.879	99.4	45.239	70.9	1:57.277 (1)	76.35		16:22:44.515
9 -	26.139	105.3	46.150	99.2	45.217	70.8	1:57.506	76.20	0.229	16:24:42.021
10 -	26.116	105.5	46.044	99.4	45.173	70.7	1:57.333 (2)	76.31	0.056	16:26:39.354
11 -	26.084	105.6	46.354	99.5	45.532	70.7	1:57.970	75.90	0.693	16:28:37.324

P8 70 R		Jude PETERS (F)					E3 Sport			
IDEAL LAP TIME : 1:57.796		BEST LAP TIME : 1:58.030			DIFFERENCE : 0.234					
LAP	SECTOR 1	SECTOR 2	SECTOR 3	LAP TIME	MPH	DIFF	TIME OF DAY			
1 -		104.2	47.291	98.1	45.759	71.1	2:05.318	71.45	7.288	16:09:00.328
2 -	26.200	104.3	46.337	98.1	45.535	70.6	1:58.072 (2)	75.83	0.042	16:10:58.400
3 -	26.387	103.4	46.518	97.5	45.554	69.9	1:58.459	75.59	0.429	16:12:56.859
4 -	26.680	100.7	46.807	98.5	45.827	70.0	1:59.314	75.04	1.284	16:14:56.173
5 -	26.437	102.9	46.473	97.3	45.423	70.4	1:58.333	75.67	0.303	16:16:54.506
6 -	26.284	103.2	46.409	96.9	45.382	70.2	1:58.075 (3)	75.83	0.045	16:18:52.581
7 -	26.414	102.7	46.617	99.2	45.893	70.0	1:58.924	75.29	0.894	16:20:51.505
8 -	26.389	103.0	46.382	97.6	45.259	70.4	1:58.030 (1)	75.86		16:22:49.535
9 -	26.363	102.7	46.434	97.8	45.363	70.4	1:58.160	75.78	0.130	16:24:47.695
10 -	26.388	102.9	46.428	97.2	45.555	69.9	1:58.371	75.64	0.341	16:26:46.066
11 -	26.391	102.6	46.400	96.8	45.332	69.6	1:58.123	75.80	0.093	16:28:44.189

2024 Ginetta Junior Championship

RACE 3 - ROUND 22 - SECTOR ANALYSIS



SECTOR 1 = FL to I1, SECTOR 2 = I1 to I2, SECTOR 3 = I2 to FL, DIFF = Difference To Personal Best Lap, P = Crossed Finish Line in Pit Lane, D = Time Disallowed

P9		75 R		Colin CRONIN			Fox Motorsport			
IDEAL LAP TIME : 1:56.972		BEST LAP TIME : 1:57.034			DIFFERENCE : 0.062					
LAP	SECTOR 1	SECTOR 2	SECTOR 3	LAP TIME	MPH	DIFF	TIME OF DAY			
1 -		105.5	54.596	79.2	45.885	70.2	2:11.342	68.17	14.308	16:09:06.352
2 -	26.192	103.8	46.389	97.5	45.719	69.9	1:58.300	75.69	1.266	16:11:04.652
3 -	26.133	104.5	46.112	98.3	45.857	70.1	1:58.102	75.81	1.068	16:13:02.754
4 -	26.229	104.5	46.738	96.8	45.398	70.2	1:58.365	75.65	1.331	16:15:01.119
5 -	26.353	104.0	46.109	97.3	45.061	70.3	1:57.523	76.19	0.489	16:16:58.642
6 -	26.085	105.0	46.377	98.1	45.184	70.6	1:57.646	76.11	0.612	16:18:56.288
7 -	26.269	104.5	46.662	96.8	45.861	70.2	1:58.792	75.37	1.758	16:20:55.080
8 -	26.222	104.0	46.288	97.6	45.299	70.1	1:57.809	76.00	0.775	16:22:52.889
9 -	26.321	104.5	46.069	97.9	45.066	70.6	1:57.456 (3)	76.23	0.422	16:24:50.345
10 -	26.222	104.5	46.091	97.6	45.038	70.2	1:57.351 (2)	76.30	0.317	16:26:47.696
11 -	26.147	104.5	45.901	98.2	44.986	70.7	1:57.034 (1)	76.51		16:28:44.730

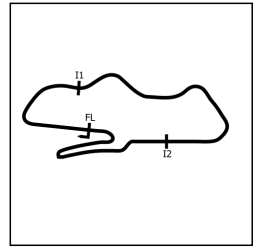
P10		4 R		James ELLIS (F)			MDD Racing			
IDEAL LAP TIME : 1:57.786		BEST LAP TIME : 1:58.007			DIFFERENCE : 0.221					
LAP	SECTOR 1	SECTOR 2	SECTOR 3	LAP TIME	MPH	DIFF	TIME OF DAY			
1 -		103.0	47.231	95.8	47.245	68.6	2:07.529	70.21	9.522	16:09:02.539
2 -	26.594	102.7	46.427	98.6	46.000	69.9	1:59.021	75.23	1.014	16:11:01.560
3 -	26.393	103.2	46.430	98.6	45.855	70.7	1:58.678	75.45	0.671	16:13:00.238
4 -	26.390	103.8	46.483	99.5	45.769	69.1	1:58.642	75.47	0.635	16:14:58.880
5 -	26.559	102.9	46.400	98.2	45.388	69.5	1:58.347	75.66	0.340	16:16:57.227
6 -	26.345	102.7	46.480	97.1	45.479	69.9	1:58.304	75.69	0.297	16:18:55.531
7 -	26.639	101.8	47.075	95.4	46.094	70.4	1:59.808	74.74	1.801	16:20:55.339
8 -	26.199	103.7	46.239	98.9	45.595	70.1	1:58.033 (3)	75.86	0.026	16:22:53.372
9 -	26.363	104.0	46.296	98.2	45.348	70.2	1:58.007 (1)	75.88		16:24:51.379
10 -	26.242	104.2	46.301	98.1	45.465	69.3	1:58.008 (2)	75.88	0.001	16:26:49.387
11 -	26.385	102.6	46.404	97.5	45.652	69.5	1:58.441	75.60	0.434	16:28:47.828

P11		5 R		Tom INGRAM HILL			R Racing			
IDEAL LAP TIME : 1:58.050		BEST LAP TIME : 1:58.221			DIFFERENCE : 0.171					
LAP	SECTOR 1	SECTOR 2	SECTOR 3	LAP TIME	MPH	DIFF	TIME OF DAY			
1 -		101.5	47.068	97.6	47.135	69.8	2:07.393	70.28	9.172	16:09:02.403
2 -	26.624	104.0	46.384	98.5	45.699	69.0	1:58.707	75.43	0.486	16:11:01.110
3 -	26.430	103.2	46.565	96.9	45.805	69.5	1:58.800	75.37	0.579	16:12:59.910
4 -	26.533	102.9	46.579	98.6	46.357	70.5	1:59.469	74.95	1.248	16:14:59.379
5 -	26.277	104.2	46.289	99.1	46.019	69.0	1:58.585 (3)	75.51	0.364	16:16:57.964
6 -	26.453	103.5	46.946	99.7	46.160	70.2	1:59.559	74.89	1.338	16:18:57.523
7 -	26.400	103.4	46.633	97.8	45.815	70.5	1:58.848	75.34	0.627	16:20:56.371
8 -	26.280	103.2	46.477	97.9	45.681	70.2	1:58.438 (2)	75.60	0.217	16:22:54.809
9 -	26.347	104.0	46.390	98.3	45.484	70.4	1:58.221 (1)	75.74		16:24:53.030
10 -	26.383	103.0	46.550	98.1	45.704	69.9	1:58.637	75.47	0.416	16:26:51.667
11 -	26.376	103.7	46.867	97.3	45.772	69.6	1:59.015	75.23	0.794	16:28:50.682

P12		67 R		Marcus SAETER			R Racing			
IDEAL LAP TIME : 1:56.504		BEST LAP TIME : 1:56.951			DIFFERENCE : 0.447					
LAP	SECTOR 1	SECTOR 2	SECTOR 3	LAP TIME	MPH	DIFF	TIME OF DAY			
1 -		104.8	47.411	98.5	45.070	70.9	2:03.914	72.26	6.963	16:08:58.924
2 -	26.078	105.5	45.610	100.1	46.075	69.8	1:57.763	76.03	0.812	16:10:56.687
3 -	26.270	105.3	45.914	98.6	45.056	70.4	1:57.240	76.37	0.289	16:12:53.927
4 -	26.011	106.5	46.372	98.2	44.939	70.1	1:57.322	76.32	0.371	16:14:51.249
5 -	26.152	105.1	45.967	97.6	45.050	70.4	1:57.169	76.42	0.218	16:16:48.418
6 -	26.123	104.6	46.006	97.8	44.982	70.7	1:57.111 (3)	76.46	0.160	16:18:45.529
7 -	26.192	104.5	46.004	98.3	44.883	70.8	1:57.079 (2)	76.48	0.128	16:20:42.608
8 -	26.045	105.5	46.213	99.2	46.528	71.0	1:58.786	75.38	1.835	16:22:41.394
9 -	26.369	106.1	47.345	96.9	45.371	70.6	1:59.085	75.19	2.134	16:24:40.479
10 -	26.046	105.5	45.823	99.1	45.082	70.7	1:56.951 (1)	76.56		16:26:37.430
11 -	26.016	105.8	46.789	96.0	46.273	69.7	1:59.078	75.19	2.127	16:28:36.508

2024 Ginetta Junior Championship

RACE 3 - ROUND 22 - SECTOR ANALYSIS



SECTOR 1 = FL to I1, SECTOR 2 = I1 to I2, SECTOR 3 = I2 to FL, DIFF = Difference To Personal Best Lap, P = Crossed Finish Line in Pit Lane, D = Time Disallowed

P13 50 J		Charlie HART		Elite Motorsport									
IDEAL LAP TIME : 1:57.021		BEST LAP TIME : 1:57.145		DIFFERENCE : 0.124									
LAP	SECTOR 1	SECTOR 2	SECTOR 3	LAP TIME	MPH	DIFF	TIME OF DAY						
1 -		105.5	46.487	100.1	45.158	70.8	2:03.271	72.64	6.126	16:08:58.281			
2 -	26.164	104.5	46.085	98.8	46.523	70.4	1:58.772	75.39	1.627	16:10:57.053			
3 -	26.053	106.3	46.029	99.2	45.489	70.5	1:57.571	76.16	0.426	16:12:54.624			
4 -	26.256	104.8	46.027	99.4	45.825	69.7	1:58.108	75.81	0.963	16:14:52.732			
5 -	26.298	105.6	46.336	97.8	46.163	69.4	1:58.797	75.37	1.652	16:16:51.529			
6 -	26.297	104.3	46.068	98.2	45.411	70.4	1:57.776	76.02	0.631	16:18:49.305			
7 -	26.302	103.5	46.081	97.2	45.206	70.7	1:57.589	76.15	0.444	16:20:46.894			
8 -	26.226	103.7	45.965	97.8	45.175	70.8	1:57.366 (3)	76.29	0.221	16:22:44.260			
9 -	26.268	105.1	45.970	98.8	45.118	70.8	1:57.356 (2)	76.30	0.211	16:24:41.616			
10 -	26.177	105.5	45.926	98.9	45.042	70.7	1:57.145 (1)	76.43		16:26:38.761			
11 -	26.460	104.0	46.281	98.6	45.468	70.8	1:58.209	75.75	1.064	16:28:36.970			

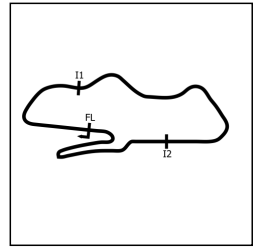
P14 26 J		Henry JOSLYN		Preptech UK									
IDEAL LAP TIME : 1:56.935		BEST LAP TIME : 1:57.680		DIFFERENCE : 0.745									
LAP	SECTOR 1	SECTOR 2	SECTOR 3	LAP TIME	MPH	DIFF	TIME OF DAY						
1 -		104.3	47.263	98.3	45.044	70.9	2:02.337	73.19	4.657	16:08:57.347			
2 -	26.122	105.8	46.662	99.7	45.514	70.2	1:58.298	75.69	0.618	16:10:55.645			
3 -	26.319	104.0	46.253	97.6	45.239	70.4	1:57.811	76.00	0.131	16:12:53.456			
4 -	26.358	104.3	46.652	99.4	46.610	70.4	1:59.620	74.85	1.940	16:14:53.076			
5 -	26.056	106.5	46.370	99.2	46.600	67.4	1:59.026	75.23	1.346	16:16:52.102			
6 -	26.671	104.8	45.835	99.4	45.915	70.2	1:58.421	75.61	0.741	16:18:50.523			
7 -	26.124	104.8	46.273	97.9	45.284	70.3	1:57.681 (2)	76.09	0.001	16:20:48.204			
8 -	26.320	104.5	46.086	98.6	45.496	71.0	1:57.902	75.94	0.222	16:22:46.106			
9 -	26.303	104.2	46.159	98.5	45.218	71.1	1:57.680 (1)	76.09		16:24:43.786			
10 -	26.412	104.6	46.065	98.5	45.214	70.1	1:57.691 (3)	76.08	0.011	16:26:41.477			
11 -	26.432	104.8	45.955	98.9	45.587	69.6	1:57.974	75.90	0.294	16:28:39.451			

P15 28 J		Harry MOSS		R Racing									
IDEAL LAP TIME : 1:58.749		BEST LAP TIME : 1:58.891		DIFFERENCE : 0.142									
LAP	SECTOR 1	SECTOR 2	SECTOR 3	LAP TIME	MPH	DIFF	TIME OF DAY						
1 -		102.1	47.304	98.6	46.554	70.0	2:07.913	70.00	9.022	16:09:02.923			
2 -	26.586	103.5	47.171	96.9	46.304	69.1	2:00.061	74.58	1.170	16:11:02.984			
3 -	26.475	101.8	46.805	96.2	45.847	69.4	1:59.127 (2)	75.16	0.236	16:13:02.111			
4 -	26.553	102.4	48.003	94.9	46.004	69.1	2:00.560	74.27	1.669	16:15:02.671			
5 -	26.415	102.9	46.722	96.4	46.290	69.1	1:59.427	74.97	0.536	16:17:02.098			
6 -	26.540	102.1	46.752	96.4	46.031	68.6	1:59.323	75.04	0.432	16:19:01.421			
7 -	26.544	101.9	46.874	96.2	45.789	69.2	1:59.207 (3)	75.11	0.316	16:21:00.628			
8 -	26.471	102.1	46.545	96.2	45.875	69.4	1:58.891 (1)	75.31		16:22:59.519			
9 -	26.488	102.2	46.946	96.4	45.937	69.1	1:59.371	75.01	0.480	16:24:58.890			
10 -	26.605	101.9	46.927	96.5	46.317	68.8	1:59.849	74.71	0.958	16:26:58.739			
11 -	26.562	102.4	46.809	96.2	46.096	68.9	1:59.467	74.95	0.576	16:28:58.206			

P16 18 R		Torrin BYRNE (F)		Pace Performance									
IDEAL LAP TIME : 1:58.237		BEST LAP TIME : 1:58.880		DIFFERENCE : 0.643									
LAP	SECTOR 1	SECTOR 2	SECTOR 3	LAP TIME	MPH	DIFF	TIME OF DAY						
1 -		98.6	47.604	99.7	46.770	69.1	2:07.733	70.10	8.853	16:09:02.743			
2 -	26.779	101.8	48.264	95.1	47.823	70.3	2:02.866	72.87	3.986	16:11:05.609			
3 -	26.807	103.2	46.480	96.4	46.349	69.3	1:59.636	74.84	0.756	16:13:05.245			
4 -	26.611	103.7	46.910	96.6	45.627	69.8	1:59.148 (3)	75.15	0.268	16:15:04.393			
5 -	26.319	104.0	46.507	98.1	46.054	70.4	1:58.880 (1)	75.32		16:17:03.273			
6 -	26.418	104.0	47.284	96.8	45.569	69.5	1:59.271	75.07	0.391	16:19:02.544			
7 -	26.458	103.4	46.882	95.7	47.317	70.0	2:00.657	74.21	1.777	16:21:03.201			
8 -	26.713	102.4	47.327	97.8	46.786	70.6	2:00.826	74.11	1.946	16:23:04.027			
9 -	26.377	104.2	46.603	99.8	46.807	70.3	1:59.787	74.75	0.907	16:25:03.814			
10 -	26.188	104.8	47.305	95.0	46.819	70.1	2:00.312	74.42	1.432	16:27:04.126			
11 -	26.281	104.6	46.533	99.1	46.333	69.9	1:59.147 (2)	75.15	0.267	16:29:03.273			

2024 Ginetta Junior Championship

RACE 3 - ROUND 22 - SECTOR ANALYSIS



SECTOR 1 = FL to I1, SECTOR 2 = I1 to I2, SECTOR 3 = I2 to FL, DIFF = Difference To Personal Best Lap, P = Crossed Finish Line in Pit Lane, D = Time Disallowed

P17 45 R		Jack ROBINSON (F)			Fox Motorsport					
IDEAL LAP TIME : 1:58.556		BEST LAP TIME : 1:59.545			DIFFERENCE : 0.989					
LAP	SECTOR 1	SECTOR 2	SECTOR 3	LAP TIME	MPH	DIFF	TIME OF DAY			
1 -		102.7	48.384	97.2	45.763	69.3	2:08.167	69.86	8.622	16:09:03.177
2 -	26.528	103.7	48.009	97.8	45.771	69.3	2:00.308	74.42	0.763	16:11:03.485
3 -	26.439	103.0	46.736	98.1	46.403	69.4	1:59.578 (3)	74.88	0.033	16:13:03.063
4 -	26.354	104.2	47.263	95.5	46.647	69.4	2:00.264	74.45	0.719	16:15:03.327
5 -	26.564	103.7	46.866	97.2	46.168	69.6	1:59.598	74.87	0.053	16:17:02.925
6 -	26.888	103.4	47.463	97.3	45.797	69.9	2:00.148	74.52	0.603	16:19:03.073
7 -	26.435	103.8	46.439	97.5	46.957	66.9	1:59.831	74.72	0.286	16:21:02.904
8 -	27.000	101.3	47.237	98.1	46.390	69.6	2:00.627	74.23	1.082	16:23:03.531
9 -	26.396	104.2	46.976	98.2	46.203	70.1	1:59.575 (2)	74.88	0.030	16:25:03.106
10 -	26.494	103.8	47.721	95.4	46.458	70.0	2:00.673	74.20	1.128	16:27:03.779
11 -	26.496	103.2	46.555	98.1	46.494	68.9	1:59.545 (1)	74.90		16:29:03.324

P18 53 R		Ethan CARNEY			Preptech UK					
IDEAL LAP TIME : 1:58.426		BEST LAP TIME : 1:58.620			DIFFERENCE : 0.194					
LAP	SECTOR 1	SECTOR 2	SECTOR 3	LAP TIME	MPH	DIFF	TIME OF DAY			
1 -		99.1	47.109	98.6	46.448	69.3	2:06.884	70.57	8.264	16:09:01.894
2 -	26.627	102.7	1:05.661	96.1	46.115	69.1	2:18.403	64.69	19.783	16:11:20.297
3 -	26.623	101.9	46.975	96.8	45.817	69.3	1:59.415	74.98	0.795	16:13:19.712
4 -	26.720	103.4	46.929	97.8	46.587	69.2	2:00.236	74.47	1.616	16:15:19.948
5 -	26.779	103.2	47.465	94.7	45.770	68.8	2:00.014	74.61	1.394	16:17:19.962
6 -	26.559	101.6	46.710	96.1	45.652	68.1	1:58.921	75.29	0.301	16:19:18.883
7 -	26.599	102.2	46.599	96.2	45.478	69.1	1:58.676 (3)	75.45	0.056	16:21:17.559
8 -	26.470	102.6	46.690	96.2	45.535	68.7	1:58.695	75.44	0.075	16:23:16.254
9 -	26.487	103.0	46.484	96.5	45.649	68.5	1:58.620 (1)	75.48		16:25:14.874
10 -	26.550	102.9	46.641	96.8	45.764	68.6	1:58.955	75.27	0.335	16:27:13.829
11 -	26.547	102.7	46.478	96.5	45.620	68.9	1:58.645 (2)	75.47	0.025	16:29:12.474

P19 23 J		Holly MIALL			Fox Motorsport					
IDEAL LAP TIME : 1:59.959		BEST LAP TIME : 2:00.382			DIFFERENCE : 0.423					
LAP	SECTOR 1	SECTOR 2	SECTOR 3	LAP TIME	MPH	DIFF	TIME OF DAY			
1 -		100.4	47.630	98.3	46.646	69.6	2:08.460	69.70	8.078	16:09:03.470
2 -	26.496	103.0	47.834	98.8	47.528	69.3	2:01.858	73.48	1.476	16:11:05.328
3 -	26.803	102.9	1:00.301	92.8	46.873	68.8	2:13.977	66.83	13.595	16:13:19.305
4 -	26.877	102.6	46.972	96.2	46.533	69.0	2:00.382 (1)	74.38		16:15:19.687
5 -	26.792	103.0	48.143	94.5	46.853	69.8	2:01.788	73.52	1.406	16:17:21.475
6 -	26.710	102.6	47.748	96.4	46.853	69.5	2:01.311	73.81	0.929	16:19:22.786
7 -	26.752	103.2	46.930	96.6	46.893	69.5	2:00.575 (2)	74.26	0.193	16:21:23.361
8 -	26.819	102.6	47.284	96.2	46.972	69.7	2:01.075	73.95	0.693	16:23:24.436
9 -	26.594	103.2	47.097	96.9	46.935	69.7	2:00.626 (3)	74.23	0.244	16:25:25.062
10 -	26.872	102.2	47.287	96.8	47.062	69.6	2:01.221	73.86	0.839	16:27:26.283
11 -	26.814	103.2	47.325	95.8	46.991	69.5	2:01.130	73.92	0.748	16:29:27.413

2024 Ginetta Junior Championship

RACE 3 - ROUND 22 - BEST SECTORS

SECTOR 1			SECTOR 2			SECTOR 3			IDEAL / BEST COMPARISON						
POS	NO	NAME	TIME	NO	NAME	TIME	NO	NAME	TIME	POS	NO	NAME	IDEAL	BEST	DIFF
													PERFECT LAP	1:56.086	
1	25	JEFF-HALL	25.881	43	CLARK	45.591	43	CLARK	44.614	1	43	CLARK	1:56.126	1:56.936	0.810
2	90	FERNANDEZ	25.912	67	SAETER	45.610	25	JEFF-HALL	44.627	2	25	JEFF-HALL	1:56.186	1:56.401	0.215
3	43	CLARK	25.921	25	JEFF-HALL	45.678	90	FERNANDEZ	44.812	3	90	FERNANDEZ	1:56.498	1:56.875	0.377
4	67	SAETER	26.011	90	FERNANDEZ	45.774	27	SLATER	44.875	4	67	SAETER	1:56.504	1:56.951	0.447
5	11	DAN	26.042	31	LIVESEY	45.792	67	SAETER	44.883	5	26	JOSLYN	1:56.935	1:57.680	0.745
6	31	LIVESEY	26.048	26	JOSLYN	45.835	35	PHELPS	44.972	6	75	CRONIN	1:56.972	1:57.034	0.062
7	50	HART	26.053	11	DAN	45.879	75	CRONIN	44.986	7	50	HART	1:57.021	1:57.145	0.124
8	26	JOSLYN	26.056	75	CRONIN	45.901	50	HART	45.042	8	27	SLATER	1:57.053	1:57.174	0.121
9	75	CRONIN	26.085	50	HART	45.926	26	JOSLYN	45.044	9	11	DAN	1:57.094	1:57.277	0.183
10	27	SLATER	26.163	27	SLATER	46.015	11	DAN	45.173	10	31	LIVESEY	1:57.132	1:57.426	0.294
11	35	PHELPS	26.165	35	PHELPS	46.047	70	PETERS (F)	45.259	11	35	PHELPS	1:57.184	1:57.370	0.186
12	18	BYRNE (F)	26.188	4	ELLIS (F)	46.239	31	LIVESEY	45.292	12	4	ELLIS (F)	1:57.786	1:58.007	0.221
13	4	ELLIS (F)	26.199	5	INGRAM HILL	46.289	4	ELLIS (F)	45.348	13	70	PETERS (F)	1:57.796	1:58.030	0.234
14	70	PETERS (F)	26.200	70	PETERS (F)	46.337	53	CARNEY	45.478	14	5	INGRAM HILL	1:58.050	1:58.221	0.171
15	5	INGRAM HILL	26.277	45	ROBINSON (F)	46.439	5	INGRAM HILL	45.484	15	18	BYRNE (F)	1:58.237	1:58.880	0.643
16	45	ROBINSON (F)	26.354	53	CARNEY	46.478	18	BYRNE (F)	45.569	16	53	CARNEY	1:58.426	1:58.620	0.194
17	28	MOSS	26.415	18	BYRNE (F)	46.480	45	ROBINSON (F)	45.763	17	45	ROBINSON (F)	1:58.556	1:59.545	0.989
18	53	CARNEY	26.470	28	MOSS	46.545	28	MOSS	45.789	18	28	MOSS	1:58.749	1:58.891	0.142
19	23	MIALL	26.496	23	MIALL	46.930	23	MIALL	46.533	19	23	MIALL	1:59.959	2:00.382	0.423

2024 Ginetta Junior Championship

RACE 3 - ROUND 22 - BEST SPEEDS

POS	INTERMEDIATE 1			INTERMEDIATE 2			FINISH LINE		
	NO	NAME	MPH	NO	NAME	MPH	NO	NAME	MPH
1	67	SAETER	106.5	43	CLARK	100.7	25	JEFF-HALL	71.5
2	26	JOSLYN	106.5	67	SAETER	100.1	43	CLARK	71.3
3	25	JEFF-HALL	106.3	50	HART	100.1	90	FERNANDEZ	71.1
4	50	HART	106.3	11	DAN	100.0	70	PETERS (F)	71.1
5	90	FERNANDEZ	106.0	18	BYRNE (F)	99.8	26	JOSLYN	71.1
6	11	DAN	106.0	90	FERNANDEZ	99.7	67	SAETER	71.0
7	43	CLARK	105.8	25	JEFF-HALL	99.7	35	PHELPS	71.0
8	75	CRONIN	105.5	5	INGRAM HILL	99.7	27	SLATER	70.9
9	35	PHELPS	105.0	26	JOSLYN	99.7	11	DAN	70.9
10	31	LIVESEY	105.0	35	PHELPS	99.5	50	HART	70.8
11	18	BYRNE (F)	104.8	4	ELLIS (F)	99.5	75	CRONIN	70.7
12	27	SLATER	104.3	70	PETERS (F)	99.2	4	ELLIS (F)	70.7
13	70	PETERS (F)	104.3	31	LIVESEY	99.1	31	LIVESEY	70.6
14	4	ELLIS (F)	104.2	27	SLATER	98.9	18	BYRNE (F)	70.6
15	5	INGRAM HILL	104.2	23	MIALL	98.8	5	INGRAM HILL	70.5
16	45	ROBINSON (F)	104.2	28	MOSS	98.6	45	ROBINSON (F)	70.1
17	28	MOSS	103.5	53	CARNEY	98.6	28	MOSS	70.0
18	53	CARNEY	103.4	75	CRONIN	98.3	23	MIALL	69.8
19	23	MIALL	103.2	45	ROBINSON (F)	98.2	53	CARNEY	69.3

2024 Ginetta Junior Championship

RACE 3 - ROUND 22 - STATISTICS

Competitors Started 19
Planned Start 2024-09-08 @ 16:00:00.000
Actual Start 2024-09-08 @ 16:06:55.009
Finish Time 2024-09-08 @ 16:28:28.640
Track Length 2.4873mi.
Total Laps 209
Total Distance Covered 519.8559mi.

Session Fastest Lap History

NO	CL	NAME	LAP TIME	TIME OF DAY	LAP	VEHICLE
90	JUNIOR	Chase FERNANDEZ	1:57.023	16:10:52.900	2	R Racing
25	ROOKIE	Ethan JEFF-HALL	1:56.974	16:12:50.359	3	R Racing
43	ROOKIE	Archie CLARK	1:56.936	16:12:51.773	3	Elite Motorsport
90	JUNIOR	Chase FERNANDEZ	1:56.875	16:14:47.001	4	R Racing
25	ROOKIE	Ethan JEFF-HALL	1:56.774	16:14:47.249	4	R Racing
25	ROOKIE	Ethan JEFF-HALL	1:56.755	16:24:36.909	9	R Racing
25	ROOKIE	Ethan JEFF-HALL	1:56.638	16:26:33.546	10	R Racing
25	ROOKIE	Ethan JEFF-HALL	1:56.401	16:28:29.947	11	R Racing

Session Leader History

NO	CL	NAME	FROM LAP	LAPS LED	DISTANCE	VEHICLE
90	JUNIOR	Chase FERNANDEZ	1	4	9.91 miles	R Racing
25	ROOKIE	Ethan JEFF-HALL	5	2	4.97 miles	R Racing
90	JUNIOR	Chase FERNANDEZ	7	5	12.43 miles	R Racing

Flag History

TYPE	TIME OF DAY
GREEN	16:06:55.009
FINISH	16:28:28.640

Flag Statistics

TYPE	COUNT	TOTAL LAPS	TOTAL TIME
Green	1	11	25:17.512
Red	0	0	0.000
Safety Car	0	0	0.000
FCY	0	0	0.000

2024 Ginetta Junior Championship

RACE 3 - ROUND 22 - STATISTICS

CLASS : JUNIOR

6 Starters

Fastest Lap History

NO	NAME	LAP TIME	TIME OF DAY	LAP	VEHICLE
90	Chase FERNANDEZ	1:57.023	16:10:52.900	2	R Racing
90	Chase FERNANDEZ	1:56.875	16:14:47.001	4	R Racing

Leader History

NO	NAME	FROM LAP	LAPS LED	DISTANCE	VEHICLE
90	Chase FERNANDEZ	1	11	27.32 miles	R Racing

2024 Ginetta Junior Championship

RACE 3 - ROUND 22 - STATISTICS

CLASS : ROOKIE

13 Starters

Fastest Lap History

NO	NAME	LAP TIME	TIME OF DAY	LAP	VEHICLE
25	Ethan JEFF-HALL	1:57.084	16:10:53.501	2	R Racing
25	Ethan JEFF-HALL	1:56.974	16:12:50.359	3	R Racing
43	Archie CLARK	1:56.936	16:12:51.773	3	Elite Motorsport
25	Ethan JEFF-HALL	1:56.774	16:14:47.249	4	R Racing
25	Ethan JEFF-HALL	1:56.755	16:24:36.909	9	R Racing
25	Ethan JEFF-HALL	1:56.638	16:26:33.546	10	R Racing
25	Ethan JEFF-HALL	1:56.401	16:28:29.947	11	R Racing

Leader History

NO	NAME	FROM LAP	LAPS LED	DISTANCE	VEHICLE
25	Ethan JEFF-HALL	1	6	14.88 miles	R Racing
43	Archie CLARK	7	1	2.48 miles	Elite Motorsport
25	Ethan JEFF-HALL	8	4	9.94 miles	R Racing

2024 Ginetta Junior Championship

RACE 3 - ROUND 22 - WEATHER CONDITIONS

