



MGCC NW COCKSHOOT CUP CHAMPIONSHIP



Motorsport

BRSCC Silverstone Finals
Silverstone National
29th September 2024



Timing & Results Provided by Timing Solutions Ltd

www.tsl-timing.com

MG Cockshoot Cup

QUALIFYING - RACES 11 & 15 - 2ND FASTEST CLASSIFICATION

POS	NO	CL	PIC	NAME	ENTRY	TIME	ON	LAPS	GAP	DIFF	MPH
1	10	C	1	Ray COLLIER	MG ZR 190	1:07.432	7	10			87.57
2	4	C	2	Keith EGAR	Mg Midget	1:07.952	4	14	0.520	0.520	86.90
3	1	C	3	David MORRISON	MG Midget	1:08.710	14	17	1.278	0.758	85.95
4	69	C	4	Peter BRAMBLE	MGB	1:10.139	6	17	2.707	1.429	84.19
5	44	A	1	Mark BELLAMY	MGZR	1:11.395	5	16	3.963	1.256	82.71
6	14	A	2	Leon WIGNALL	MG ZR 170	1:11.825	5	15	4.393	0.430	82.22
7	7	C	5	Karl GREEN	MG F CUP CAR	1:13.041	12	13	5.609	1.216	80.85
8	11	C	6	Michael John Peter ASHCROFT	MG ZR 190	1:13.096	14	15	5.664	0.055	80.79
9	52	B	1	Carl CHADWICK	MG Midget	1:13.924	5	12	6.492	0.828	79.88
10	64	B	2	Martin RICHARDSON	MGB	1:14.527	8	15	7.095	0.603	79.24
11	73*	C	7	Lloyd TREDELL	MGF Cup Car	1:14.987	11	15	7.555	0.460	78.75
12	9	F	1	Phil RIGBY	MGF 1.8 VVC	1:15.408	4	6	7.976	0.421	78.31
13	82	A	3	Helen WADDINGTON	MG ZR 170	1:17.369	8	10	9.937	1.961	76.33
14	24	F	2	Andrew WALSH	MG ZS170	1:19.094	4	9	11.662	1.725	74.66
15	66	B	3	Harry WILKIN	MGB GT	1:19.887	9	12	12.455	0.793	73.92

Comments: Car 73 - Transponder not working - You must resolve before the race

Weather / Track : Cloudy / Dry

These results are provisional until the conclusion of any judicial and technical matters.

Date: 29/09/2024 Start: 09:19 Finish: 09:39

Silverstone National: 1.6404 miles

Clerk Of Course: Ian Danaher

Stewards:

Timekeeper: Sarah Evans



MG Cockshoot Cup

QUALIFYING - RACES 11 & 15 - CLASSIFICATION

POS	NO	CL	PIC	NAME	ENTRY	TIME	ON	LAPS	GAP	DIFF	MPH
1	10	C	1	Ray COLLIER	MG ZR 190	1:06.997	9	10			88.14
2	4	C	2	Keith EGAR	Mg Midget	1:07.946	12	14	0.949	0.949	86.91
3	1	C	3	David MORRISON	MG Midget	1:08.682	6	17	1.685	0.736	85.98
4	69	C	4	Peter BRAMBLE	MGB	1:09.898	11	17	2.901	1.216	84.48
5	44	A	1	Mark BELLAMY	MGZR	1:11.355	11	16	4.358	1.457	82.76
6	14	A	2	Leon WIGNALL	MG ZR 170	1:11.793	11	15	4.796	0.438	82.25
7	7	C	5	Karl GREEN	MG F CUP CAR	1:12.878	7	13	5.881	1.085	81.03
8	11	C	6	Michael John Peter ASHCROFT	MG ZR 190	1:13.035	9	15	6.038	0.157	80.86
9	52	B	1	Carl CHADWICK	MG Midget	1:13.490	7	12	6.493	0.455	80.36
10	73*	C	7	Lloyd TREDELL	MGF Cup Car	1:13.859	12	15	6.862	0.369	79.95
11	64	B	2	Martin RICHARDSON	MGB	1:14.514	9	15	7.517	0.655	79.25
12	9	F	1	Phil RIGBY	MGF 1.8 VVC	1:15.075	5	6	8.078	0.561	78.66
13	82	A	3	Helen WADDINGTON	MG ZR 170	1:17.163	9	10	10.166	2.088	76.53
14	24	F	2	Andrew WALSH	MG ZS170	1:18.260	5	9	11.263	1.097	75.46
15	66	B	3	Harry WILKIN	MGB GT	1:19.866	10	12	12.869	1.606	73.94

Comments: Car 73 - Transponder not working - You must resolve before the race

Weather / Track : Cloudy / Dry

These results are provisional until the conclusion of any judicial and technical matters.

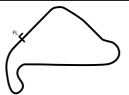
Date: 29/09/2024 Start: 09:19 Finish: 09:39

Silverstone National: 1.6404 miles

Clerk Of Course: Ian Danaher

Stewards:

Timekeeper: Sarah Evans



MG Cockshoot Cup

QUALIFYING - RACES 11 & 15 - LAP ANALYSIS

DIFF = Difference To Personal Best Lap

P1 10 Ray COLLIER				
LAP	LAP TIME	DIFF	MPH	TIME OF DAY
1 -	1:14.068	7.071	79.73	09:21:35.286
2 -	1:12.913	5.916	80.99	09:22:48.199
3 -	1:09.283	2.286	85.23	09:23:57.482
4 -	1:10.130	3.133	84.21	09:25:07.612
5 -	1:09.760	2.763	84.65	09:26:17.372
6 -	1:08.597	1.600	86.09	09:27:25.969
7 -	1:07.432 (2)	0.435	87.57	09:28:33.401
8 -	1:07.484 (3)	0.487	87.51	09:29:40.885
9 -	1:06.997 (1)		88.14	09:30:47.882
10 -	1:27.735 P	20.738	67.31	09:32:15.617

P2 4 Keith EGAR				
LAP	LAP TIME	DIFF	MPH	TIME OF DAY
1 -	1:17.595	9.649	76.10	09:21:59.316
2 -	1:12.949	5.003	80.95	09:23:12.265
3 -	1:10.081	2.135	84.26	09:24:22.346
4 -	1:07.952 (2)	0.006	86.90	09:25:30.298
5 -	1:19.965	12.019	73.85	09:26:50.263
6 -	1:08.811	0.865	85.82	09:27:59.074
7 -	1:10.547	2.601	83.71	09:29:09.621
8 -	1:10.373	2.427	83.91	09:30:19.994
9 -	1:37.665 P	29.719	60.46	09:31:57.659
10 -	3:38.858	2:30.912	26.98	09:35:36.517
11 -	1:08.228 (3)	0.282	86.55	09:36:44.745
12 -	1:07.946 (1)		86.91	09:37:52.691
13 -	1:08.534	0.588	86.17	09:39:01.225
14 -	1:11.930	3.984	82.10	09:40:13.155

P3 1 David MORRISON				
LAP	LAP TIME	DIFF	MPH	TIME OF DAY
1 -	1:17.511	8.829	76.19	09:21:36.366
2 -	1:12.454	3.772	81.50	09:22:48.820
3 -	1:10.114	1.432	84.22	09:23:58.934
4 -	1:11.822	3.140	82.22	09:25:10.756
5 -	1:09.725	1.043	84.69	09:26:20.481
6 -	1:08.682 (1)		85.98	09:27:29.163
7 -	1:09.309	0.627	85.20	09:28:38.472
8 -	1:08.763 (3)	0.081	85.88	09:29:47.235
9 -	1:09.486	0.804	84.99	09:30:56.721
10 -	1:14.216	5.534	79.57	09:32:10.937
11 -	1:10.163	1.481	84.17	09:33:21.100
12 -	1:09.037	0.355	85.54	09:34:30.137
13 -	1:08.862	0.180	85.76	09:35:38.999
14 -	1:08.710 (2)	0.028	85.95	09:36:47.709
15 -	1:09.224	0.542	85.31	09:37:56.933
16 -	1:08.979	0.297	85.61	09:39:05.912
17 -	1:09.428	0.746	85.06	09:40:15.340

P4 69 Peter BRAMBLE				
LAP	LAP TIME	DIFF	MPH	TIME OF DAY
1 -	1:14.856	4.958	78.89	09:21:45.230
2 -	1:11.550	1.652	82.53	09:22:56.780
3 -	1:10.531	0.633	83.73	09:24:07.311
4 -	1:10.880	0.982	83.31	09:25:18.191
5 -	1:10.768	0.870	83.45	09:26:28.959
6 -	1:10.139 (2)	0.241	84.19	09:27:39.098
7 -	1:11.756	1.858	82.30	09:28:50.854
8 -	1:10.628	0.730	83.61	09:30:01.482
9 -	1:13.937	4.039	79.87	09:31:15.419
10 -	1:10.837	0.939	83.36	09:32:26.256

DIFF = Difference To Personal Best Lap

11 -	1:09.898 (1)		84.48	09:33:36.154
12 -	1:10.683	0.785	83.55	09:34:46.837
13 -	1:10.786	0.888	83.42	09:35:57.623
14 -	1:10.790	0.892	83.42	09:37:08.413
15 -	1:10.357 (3)	0.459	83.93	09:38:18.770
16 -	1:10.838	0.940	83.36	09:39:29.608
17 -	1:10.840	0.942	83.36	09:40:40.448

P5 44 Mark BELLAMY				
LAP	LAP TIME	DIFF	MPH	TIME OF DAY
1 -	1:19.479	8.124	74.30	09:22:02.031
2 -	1:13.885	2.530	79.93	09:23:15.916
3 -	1:12.550	1.195	81.40	09:24:28.466
4 -	1:12.617	1.262	81.32	09:25:41.083
5 -	1:11.395 (2)	0.040	82.71	09:26:52.478
6 -	1:13.384	2.029	80.47	09:28:05.862
7 -	1:12.470	1.115	81.49	09:29:18.332
8 -	1:11.616 (3)	0.261	82.46	09:30:29.948
9 -	1:13.517	2.162	80.33	09:31:43.465
10 -	1:14.151	2.796	79.64	09:32:57.616
11 -	1:11.355 (1)		82.76	09:34:08.971
12 -	1:12.419	1.064	81.54	09:35:21.390
13 -	1:12.120	0.765	81.88	09:36:33.510
14 -	1:13.259	1.904	80.61	09:37:46.769
15 -	1:13.373	2.018	80.48	09:39:00.142
16 -	1:13.529	2.174	80.31	09:40:13.671

P6 14 Leon WIGNALL				
LAP	LAP TIME	DIFF	MPH	TIME OF DAY
1 -	1:19.383	7.590	74.39	09:22:01.758
2 -	1:13.623	1.830	80.21	09:23:15.381
3 -	1:12.160	0.367	81.84	09:24:27.541
4 -	1:12.869	1.076	81.04	09:25:40.410
5 -	1:11.825 (2)	0.032	82.22	09:26:52.235
6 -	1:13.545	1.752	80.30	09:28:05.780
7 -	1:14.629	2.836	79.13	09:29:20.409
8 -	1:12.178	0.385	81.82	09:30:32.587
9 -	1:14.463	2.670	79.31	09:31:47.050
10 -	1:12.077	0.284	81.93	09:32:59.127
11 -	1:11.793 (1)		82.25	09:34:10.920
12 -	1:12.048 (3)	0.255	81.96	09:35:22.968
13 -	1:13.126	1.333	80.76	09:36:36.094
14 -	1:12.350	0.557	81.62	09:37:48.444
15 -	1:21.189 P	9.396	72.73	09:39:09.633

P7 7 Karl GREEN				
LAP	LAP TIME	DIFF	MPH	TIME OF DAY
1 -	1:29.113	16.235	66.27	09:22:29.449
2 -	1:19.519	6.641	74.26	09:23:48.968
3 -	1:16.242	3.364	77.45	09:25:05.210
4 -	1:15.710	2.832	78.00	09:26:20.920
5 -	1:14.165	1.287	79.62	09:27:35.085
6 -	1:14.101	1.223	79.69	09:28:49.186
7 -	1:12.878 (1)		81.03	09:30:02.064
8 -	1:15.775	2.897	77.93	09:31:17.839
9 -	1:14.874	1.996	78.87	09:32:32.713
10 -	1:15.938	3.060	77.76	09:33:48.651
11 -	1:13.827 (3)	0.949	79.99	09:35:02.478
12 -	1:13.041 (2)	0.163	80.85	09:36:15.519
13 -	1:24.019 P	11.141	70.28	09:37:39.538

MG Cockshoot Cup

QUALIFYING - RACES 11 & 15 - LAP ANALYSIS

DIFF = Difference To Personal Best Lap

P8 11 Michael John Peter ASHCROFT				
LAP	LAP TIME	DIFF	MPH	TIME OF DAY
1 -	1:32.403	19.368	63.91	09:22:14.112
2 -	1:22.067	9.032	71.96	09:23:36.179
3 -	1:19.210	6.175	74.55	09:24:55.389
4 -	1:18.035	5.000	75.67	09:26:13.424
5 -	1:16.886	3.851	76.81	09:27:30.310
6 -	1:16.012	2.977	77.69	09:28:46.322
7 -	1:14.915	1.880	78.83	09:30:01.237
8 -	1:16.042	3.007	77.66	09:31:17.279
9 -	1:13.035 (1)		80.86	09:32:30.314
10 -	1:21.550	8.515	72.41	09:33:51.864
11 -	1:26.952	13.917	67.91	09:35:18.816
12 -	1:14.328	1.293	79.45	09:36:33.144
13 -	1:13.155 (3)	0.120	80.72	09:37:46.299
14 -	1:13.096 (2)	0.061	80.79	09:38:59.395
15 -	1:13.399	0.364	80.45	09:40:12.794

P9 52 Carl CHADWICK				
LAP	LAP TIME	DIFF	MPH	TIME OF DAY
1 -	1:28.612	15.122	66.64	09:22:28.318
2 -	1:19.369	5.879	74.40	09:23:47.687
3 -	1:16.963	3.473	76.73	09:25:04.650
4 -	1:16.996	3.506	76.70	09:26:21.646
5 -	1:13.924 (2)	0.434	79.88	09:27:35.570
6 -	1:15.789	2.299	77.92	09:28:51.359
7 -	1:13.490 (1)		80.36	09:30:04.849
8 -	1:14.368	0.878	79.41	09:31:19.217
9 -	1:14.254 (3)	0.764	79.53	09:32:33.471
10 -	1:19.155	5.665	74.60	09:33:52.626
11 -	1:22.022	8.532	72.00	09:35:14.648
12 -	1:44.911 P	31.421	56.29	09:36:59.559

P10 73 Lloyd TREDELL				
LAP	LAP TIME	DIFF	MPH	TIME OF DAY
1 -	1:43.348	29.489	57.14	09:22:15.043
2 -	1:21.789	7.930	72.20	09:23:36.832
3 -	1:18.690	4.831	75.04	09:24:55.522
4 -	1:18.002	4.143	75.71	09:26:13.524
5 -	1:16.994	3.135	76.70	09:27:30.519
6 -	1:15.297	1.438	78.43	09:28:45.816
7 -	1:15.014 (3)	1.155	78.72	09:30:00.830
8 -	1:15.088	1.229	78.64	09:31:15.918
9 -	1:15.150	1.291	78.58	09:32:31.068
10 -	1:19.808	5.949	73.99	09:33:50.876
11 -	1:14.987 (2)	1.128	78.75	09:35:05.863
12 -	1:13.859 (1)		79.95	09:36:19.722
13 -	1:16.152	2.293	77.55	09:37:35.874
14 -	1:28.438 P	14.579	66.77	09:39:04.312
15 -	1:35.645	21.786	61.74	09:40:39.957

P11 64 Martin RICHARDSON				
LAP	LAP TIME	DIFF	MPH	TIME OF DAY
1 -	1:28.996	14.482	66.35	09:22:26.194
2 -	1:18.582	4.068	75.15	09:23:44.776
3 -	1:14.610	0.096	79.15	09:24:59.386
4 -	1:14.546 (3)	0.032	79.22	09:26:13.932
5 -	1:18.289	3.775	75.43	09:27:32.221
6 -	1:25.020	10.506	69.46	09:28:57.241
7 -	1:14.996	0.482	78.74	09:30:12.237
8 -	1:14.527 (2)	0.013	79.24	09:31:26.764
9 -	1:14.514 (1)		79.25	09:32:41.278

DIFF = Difference To Personal Best Lap

10 -	1:14.852	0.338	78.89	09:33:56.130
11 -	1:15.734	1.220	77.97	09:35:11.864
12 -	1:14.815	0.301	78.93	09:36:26.679
13 -	1:15.617	1.103	78.09	09:37:42.296
14 -	1:22.230	7.716	71.81	09:39:04.526
15 -	1:17.121	2.607	76.57	09:40:21.647

P12 9 Phil RIGBY				
LAP	LAP TIME	DIFF	MPH	TIME OF DAY
1 -	1:28.865	13.790	66.45	09:22:30.444
2 -	1:20.045	4.970	73.77	09:23:50.489
3 -	1:16.304 (3)	1.229	77.39	09:25:06.793
4 -	1:15.408 (2)	0.333	78.31	09:26:22.201
5 -	1:15.075 (1)		78.66	09:27:37.276
6 -	1:16.695	1.620	77.00	09:28:53.971

P13 82 Helen WADDINGTON				
LAP	LAP TIME	DIFF	MPH	TIME OF DAY
1 -	3:52.061	2:34.898	25.44	09:25:12.730
2 -	1:29.702	12.539	65.83	09:26:42.432
3 -	1:24.791	7.628	69.64	09:28:07.223
4 -	1:21.274	4.111	72.66	09:29:28.497
5 -	1:18.841 (3)	1.678	74.90	09:30:47.338
6 -	1:20.321	3.158	73.52	09:32:07.659
7 -	1:19.862	2.699	73.94	09:33:27.521
8 -	1:17.369 (2)	0.206	76.33	09:34:44.890
9 -	1:17.163 (1)		76.53	09:36:02.053
10 -	1:30.361 P	13.198	65.35	09:37:32.414

P14 24 Andrew WALSH				
LAP	LAP TIME	DIFF	MPH	TIME OF DAY
1 -	1:31.231	12.971	64.73	09:22:14.709
2 -	1:21.915	3.655	72.09	09:23:36.624
3 -	1:19.896	1.636	73.91	09:24:56.520
4 -	1:19.094 (2)	0.834	74.66	09:26:15.614
5 -	1:18.260 (1)		75.46	09:27:33.874
6 -	1:20.927	2.667	72.97	09:28:54.801
7 -	1:21.722	3.462	72.26	09:30:16.523
8 -	1:19.126 (3)	0.866	74.63	09:31:35.649
9 -	1:31.362 P	13.102	64.64	09:33:07.011

P15 66 Harry WILKIN				
LAP	LAP TIME	DIFF	MPH	TIME OF DAY
1 -	1:29.372	9.506	66.07	09:22:28.092
2 -	1:26.560	6.694	68.22	09:23:54.652
3 -	1:23.252	3.386	70.93	09:25:17.904
4 -	1:22.045	2.179	71.98	09:26:39.949
5 -	1:22.149	2.283	71.88	09:28:02.098
6 -	1:21.030	1.164	72.88	09:29:23.128
7 -	1:20.781	0.915	73.10	09:30:43.909
8 -	1:20.957	1.091	72.94	09:32:04.866
9 -	1:19.887 (2)	0.021	73.92	09:33:24.753
10 -	1:19.866 (1)		73.94	09:34:44.619
11 -	1:20.386 (3)	0.520	73.46	09:36:05.005
12 -	1:31.767 P	11.901	64.35	09:37:36.772

MG Cockshoot Cup

QUALIFYING - RACES 11 & 15 - STATISTICS

Competitors Started 15
Planned Start 2024-09-29 @ 09:25:00.000
Actual Start 2024-09-29 @ 09:19:35.083
Finish Time 2024-09-29 @ 09:39:37.588
Track Length 1.6404mi.
Total Laps 196
Total Distance Covered 321.5308mi.

Session Fastest Lap History

NO	CL	NAME	LAP TIME	TIME OF DAY	LAP	VEHICLE
10	C	Ray COLLIER	1:14.068	09:21:35.281	1	MG ZR 190
10	C	Ray COLLIER	1:12.913	09:22:48.193	2	MG ZR 190
1	C	David MORRISON	1:12.454	09:22:48.811	2	MG Midget
69	C	Peter BRAMBLE	1:11.550	09:22:56.772	2	MGB
10	C	Ray COLLIER	1:09.283	09:23:57.476	3	MG ZR 190
4	C	Keith EGAR	1:07.952	09:25:30.293	4	Mg Midget
10	C	Ray COLLIER	1:07.432	09:28:33.395	7	MG ZR 190
10	C	Ray COLLIER	1:06.997	09:30:47.876	9	MG ZR 190

Flag History

TYPE	TIME OF DAY
GREEN	09:19:35.083
FINISH	09:39:37.588

Flag Statistics

TYPE	COUNT	TOTAL LAPS	TOTAL TIME
Green	1	17	21:47.838
Red	0	0	0.000
Safety Car	0	0	0.000
FCY	0	0	0.000

MG Cockshoot Cup

QUALIFYING - RACES 11 & 15 - STATISTICS

CLASS : A

3 Starters

Fastest Lap History

NO	NAME	LAP TIME	TIME OF DAY	LAP	VEHICLE
14	Leon WIGNALL	1:19.383	09:22:01.752	1	MG ZR 170
14	Leon WIGNALL	1:13.623	09:23:15.374	2	MG ZR 170
14	Leon WIGNALL	1:12.160	09:24:27.535	3	MG ZR 170
14	Leon WIGNALL	1:11.825	09:26:52.229	5	MG ZR 170
44	Mark BELLAMY	1:11.395	09:26:52.469	5	MGZR
44	Mark BELLAMY	1:11.355	09:34:08.963	11	MGZR

MG Cockshoot Cup

QUALIFYING - RACES 11 & 15 - STATISTICS

CLASS : B

3 Starters

Fastest Lap History

NO	NAME	LAP TIME	TIME OF DAY	LAP	VEHICLE
64	Martin RICHARDSON	1:28.996	09:22:26.187	1	MGB
52	Carl CHADWICK	1:28.612	09:22:28.349	1	MG Midget
64	Martin RICHARDSON	1:18.582	09:23:44.770	2	MGB
64	Martin RICHARDSON	1:14.610	09:24:59.380	3	MGB
64	Martin RICHARDSON	1:14.546	09:26:13.926	4	MGB
52	Carl CHADWICK	1:13.924	09:27:35.600	5	MG Midget
52	Carl CHADWICK	1:13.490	09:30:04.879	7	MG Midget

MG Cockshoot Cup

QUALIFYING - RACES 11 & 15 - STATISTICS

CLASS : C

7 Starters

Fastest Lap History

NO	NAME	LAP TIME	TIME OF DAY	LAP	VEHICLE
10	Ray COLLIER	1:14.068	09:21:35.281	1	MG ZR 190
10	Ray COLLIER	1:12.913	09:22:48.193	2	MG ZR 190
1	David MORRISON	1:12.454	09:22:48.811	2	MG Midget
69	Peter BRAMBLE	1:11.550	09:22:56.772	2	MGB
10	Ray COLLIER	1:09.283	09:23:57.476	3	MG ZR 190
4	Keith EGAR	1:07.952	09:25:30.293	4	Mg Midget
10	Ray COLLIER	1:07.432	09:28:33.395	7	MG ZR 190
10	Ray COLLIER	1:06.997	09:30:47.876	9	MG ZR 190

MG Cockshoot Cup

QUALIFYING - RACES 11 & 15 - STATISTICS

CLASS : F

2 Starters

Fastest Lap History

NO	NAME	LAP TIME	TIME OF DAY	LAP	VEHICLE
24	Andrew WALSH	1:31.231	09:22:14.710	1	MG ZS170
9	Phil RIGBY	1:28.865	09:22:30.443	1	MGF 1.8 VVC
24	Andrew WALSH	1:21.915	09:23:36.625	2	MG ZS170
9	Phil RIGBY	1:20.045	09:23:50.488	2	MGF 1.8 VVC
24	Andrew WALSH	1:19.896	09:24:56.521	3	MG ZS170
9	Phil RIGBY	1:16.304	09:25:06.792	3	MGF 1.8 VVC
9	Phil RIGBY	1:15.408	09:26:22.200	4	MGF 1.8 VVC
9	Phil RIGBY	1:15.075	09:27:37.276	5	MGF 1.8 VVC

MG Cockshoot Cup

RACE 11 - GRID (20 minutes) - AMENDED

ROW 7			1:19.866	13	66 Harry WILKIN		
ROW 6	1:18.260	12	24 Andrew WALSH	1:17.163	11	82 Helen WADDINGTON	
ROW 5		1:14.514	10	64 Martin RICHARDSON	1:13.859	9	73 Lloyd TREDELL
ROW 4	1:13.490	8	52 Carl CHADWICK	1:13.035	7	11 Michael John Peter ASHCROFT	
ROW 3		1:12.878	6	7 Karl GREEN	1:11.793	5	14 Leon WIGNALL
ROW 2	1:11.355	4	44 Mark BELLAMY	1:09.898	3	69 Peter BRAMBLE	
ROW 1		1:07.946	2	4 Keith EGAR	1:06.997	1	10 Ray COLLIER
Pole							

Comments: Cars 1 & 9 - Withdrawn

These results are provisional until the conclusion of any judicial and technical matters.

Silverstone National: 1.6404 miles

Clerk Of Course: Ian Danaher


Stewards:

Timekeeper: Sarah Evans



MG Cockshoot Cup

RACE 15 - GRID (20 minutes) - AMENDED

ROW 7				13	66	Harry WILKIN	1:19.887				
ROW 6	12	24	Andrew WALSH	1:19.094	11	82	Helen WADDINGTON	1:17.369			
ROW 5				10	73	Lloyd TREDELL	1:14.987	9	64	Martin RICHARDSON	1:14.527
ROW 4	8	52	Carl CHADWICK	1:13.924	7	11	Michael John Peter ASHCROFT	1:13.096			
ROW 3				6	7	Karl GREEN	1:13.041	5	14	Leon WIGNALL	1:11.825
ROW 2	4	44	Mark BELLAMY	1:11.395	3	69	Peter BRAMBLE	1:10.139			
ROW 1				2	4	Keith EGAR	1:07.952	1	10	Ray COLLIER	1:07.432
Pole											
											

Comments: Cars 1 & 9 - Withdrawn

These results are provisional until the conclusion of any judicial and technical matters.

Silverstone National: 1.6404 miles

Clerk Of Course: Ian Danaher

Stewards:

Timekeeper: Sarah Evans



MG Cockshoot Cup

RACE 11 - CLASSIFICATION

Race Distance: 18 Laps / 29.52 miles

POS	NO	CL	PIC	NAME	ENTRY	LAPS	TIME	GAP	DIFF	MPH	BEST	ON	GRD	↑↓
1	4	C	1	Keith EGAR	Mg Midget	18	20:13.711			87.58	1:06.567	6	2	1
2	10	C	2	Ray COLLIER	MG ZR 190	18	20:37.725	24.014	24.014	85.88	1:06.945	2	1	-1
3	69	C	3	Peter BRAMBLE	MGB	18	21:22.385	1:08.674	44.660	82.89	1:10.259	17	3	0
4	44	A	1	Mark BELLAMY	MGZR	17	20:35.753	1 Lap	1 Lap	81.24	1:11.323	9	4	0
5	14	A	2	Leon WIGNALL	MG ZR 170	17	20:36.279	1 Lap	0.526	81.20	1:11.734	14	5	0
6	7	C	4	Karl GREEN	MG F CUP CAR	17	20:42.658	1 Lap	6.379	80.79	1:11.730	10	6	0
7	11	C	5	Michael John Peter ASHCROFT	MG ZR 190	17	20:58.179	1 Lap	15.521	79.79	1:11.917	8	7	0
8	52	B	1	Carl CHADWICK	MG Midget	17	20:59.719	1 Lap	1.540	79.69	1:11.929	7	8	0
9	64	B	2	Martin RICHARDSON	MGB	17	21:00.345	1 Lap	0.626	79.65	1:12.948	17	10	1
10	73	C	6	Lloyd TREDELL	MGF Cup Car	17	21:13.646	1 Lap	13.301	78.82	1:13.733	2	9	-1
11	82	A	3	Helen WADDINGTON	MG ZR 170	17	21:28.854	1 Lap	15.208	77.89	1:14.643	13	11	0
12	66	B	3	Harry WILKIN	MGB GT	16	21:16.957	2 Laps	1 Lap	73.99	1:18.193	4	13	1

NOT CLASSIFIED

DNF	24	F		Andrew WALSH	MG ZS170	3	4:19.952	15 Laps	13 Laps	68.15	1:16.733	2	12	
-----	----	---	--	--------------	----------	---	----------	---------	---------	-------	----------	---	----	--

FASTEST LAP

4	C			Keith EGAR	Mg Midget	6	1:06.567			88.71 mph	142.77 kph			
44	A			Mark BELLAMY	MGZR	9	1:11.323			82.80 mph	133.25 kph			
52	B			Carl CHADWICK	MG Midget	7	1:11.929			82.10 mph	132.13 kph			
24	F			Andrew WALSH	MG ZS170	2	1:16.733			76.96 mph	123.86 kph			

Comments: Cars 1 & 9 - Withdrawn

Weather / Track : Cloudy / Dry

These results are provisional until the conclusion of any judicial and technical matters.

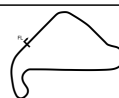
Date: 29/09/2024 Start: 12:17 Finish: 12:37

Silverstone National: 1.6404 miles

Clerk Of Course: Ian Danaher

Stewards:

Timekeeper: Sarah Evans



MG Cockshoot Cup

RACE 11 - LAP CHART

LAP 1 @ 12:18:18.983			LAP 2 @ 12:19:26.648			LAP 3 @ 12:20:33.911			LAP 4 @ 12:21:41.139			LAP 5 @ 12:22:47.953		
NO	BEHIND	LAP TIME	NO	BEHIND	LAP TIME	NO	BEHIND	LAP TIME	NO	BEHIND	LAP TIME	NO	BEHIND	LAP TIME
4		1:09.913	4		1:07.665	4		1:07.263	4		1:07.228	4		1:06.814
10	3.657	1:13.570	10	2.937	1:06.945	10	3.428	1:07.754	10	14.011	1:17.811	10	14.516	1:07.319
69	6.706	1:16.619	69	10.003	1:10.962	69	13.656	1:10.916	69	17.320	1:10.892	69	21.735	1:11.229
14	6.763	1:16.676	14	11.608	1:12.510	14	17.499	1:13.154	14	23.189	1:12.918	14	29.089	1:12.714
7	7.439	1:17.352	7	13.532	1:13.758	7	19.869	1:13.600	52	25.853	1:12.959	7	32.043	1:12.352
44	8.134	1:18.047	52	13.892	1:13.272	52	20.122	1:13.493	7	26.505	1:13.864	52	32.799	1:13.760
52	8.285	1:18.198	73	15.483	1:13.733	73	23.463	1:15.243	44	28.669	1:12.187	44	33.511	1:11.656
73	9.415	1:19.328	64	16.703	1:13.734	44	23.710	1:13.281	73	30.972	1:14.737	73	38.321	1:14.163
11	10.225	1:20.138	44	17.692	1:17.223	64	24.301	1:14.861	64	31.377	1:14.304	64	38.893	1:14.330
24	10.234	1:20.147	11	18.320	1:15.760	11	25.904	1:14.847	11	32.568	1:13.892	11	39.482	1:13.728
64	10.634	1:20.547	24	19.302	1:16.733	82	31.711	1:18.857	82	40.724	1:16.241	82	49.712	1:15.802
82	11.776	1:21.689	82	20.117	1:16.006	66	40.416	1:21.414	66	51.381	1:18.193	66	1:03.477	1:18.910
66	15.202	1:25.115	66	26.265	1:18.728	24	55.111	1:43.072 P						

MG Cockshoot Cup

RACE 11 - LAP CHART

LAP 6 @ 12:23:54.520			LAP 7 @ 12:25:01.434			LAP 8 @ 12:26:08.394			LAP 9 @ 12:27:15.750			LAP 10 @ 12:28:22.398		
NO	BEHIND	LAP TIME	NO	BEHIND	LAP TIME	NO	BEHIND	LAP TIME	NO	BEHIND	LAP TIME	NO	BEHIND	LAP TIME
4		1:06.567	4		1:06.914	4		1:06.960	4		1:07.356	4		1:06.648
10	14.951	1:07.002	66	1 Lap	1:18.964	10	16.174	1:07.455	82	1 Lap	1:15.048	73	1 Lap	1:14.343
69	26.800	1:11.632	10	15.679	1:07.642	66	1 Lap	1:19.025	10	16.108	1:07.290	82	1 Lap	1:14.826
14	35.615	1:13.093	69	30.390	1:10.504	69	34.497	1:11.067	66	1 Lap	1:19.447	10	16.637	1:07.177
7	37.737	1:12.261	14	41.255	1:12.554	14	47.017	1:12.722	69	37.461	1:10.320	69	41.431	1:10.618
44	38.594	1:11.650	7	43.765	1:12.942	7	48.605	1:11.800	14	52.162	1:12.501	66	1 Lap	1:19.151
52	39.402	1:13.170	44	44.117	1:12.437	44	49.772	1:12.615	7	53.246	1:11.997	14	57.673	1:12.159
64	46.041	1:13.715	52	44.417	1:11.929	52	49.887	1:12.430	44	53.739	1:11.323	7	58.328	1:11.730
73	46.629	1:14.875	64	52.497	1:13.370	11	58.079	1:11.917	52	54.667	1:12.136	44	58.852	1:11.761
11	46.885	1:13.970	11	53.122	1:13.151	64	58.992	1:13.455	11	1:04.292	1:13.569	52	1:00.545	1:12.526
82	57.952	1:14.807	73	54.768	1:15.053	73	1:02.787	1:14.979	64	1:05.958	1:14.322			
			82	1:05.941	1:14.903									

MG Cockshoot Cup

RACE 11 - LAP CHART

LAP 11 @ 12:29:30.048			LAP 12 @ 12:30:37.688			LAP 13 @ 12:31:45.902			LAP 14 @ 12:32:53.342			LAP 15 @ 12:34:00.754		
NO	BEHIND	LAP TIME	NO	BEHIND	LAP TIME	NO	BEHIND	LAP TIME	NO	BEHIND	LAP TIME	NO	BEHIND	LAP TIME
4		1:07.650	4		1:07.640	4		1:08.214	4		1:07.440	4		1:07.412
11	1 Lap	1:12.278	11	1 Lap	1:12.677	66	2 Laps	1:19.811	14	1 Lap	1:12.118	14	1 Lap	1:11.734
64	1 Lap	1:13.763	64	1 Lap	1:13.311	7	1 Lap	1:12.533	44	1 Lap	1:11.958	44	1 Lap	1:11.417
73	1 Lap	1:14.499	73	1 Lap	1:14.561	52	1 Lap	1:15.690	7	1 Lap	1:12.338	7	1 Lap	1:12.087
10	16.359	1:07.372	10	18.926	1:10.207	11	1 Lap	1:13.672	52	1 Lap	1:16.055	10	18.486	1:07.598
82	1 Lap	1:15.187	82	1 Lap	1:14.963	64	1 Lap	1:13.402	66	2 Laps	1:22.552	11	1 Lap	1:12.282
69	45.166	1:11.385	69	48.886	1:11.360	10	18.204	1:07.492	10	18.300	1:07.536	52	1 Lap	1:17.174
66	1 Lap	1:19.386	14	1:07.175	1:12.507	73	1 Lap	1:14.185	11	1 Lap	1:13.012	66	2 Laps	1:19.903
14	1:02.308	1:12.285	44	1:07.829	1:11.527	82	1 Lap	1:15.280	64	1 Lap	1:14.174	64	1 Lap	1:13.408
44	1:03.942	1:12.740				69	51.157	1:10.485	73	1 Lap	1:14.431	73	1 Lap	1:15.246
52	1:06.488	1:13.593							82	1 Lap	1:14.643	82	1 Lap	1:14.758
7	1:07.615	1:16.937							69	54.565	1:10.848	69	57.921	1:10.768

MG Cockshoot Cup

RACE 11 - LAP CHART

LAP 16 @ 12:35:08.065			LAP 17 @ 12:36:15.560			LAP 18 @ 12:37:22.781		
NO	BEHIND	LAP TIME	NO	BEHIND	LAP TIME	NO	BEHIND	LAP TIME
4		1:07.311	4		1:07.495	4		1:07.221
44	1 Lap	1:11.991	14	1 Lap	1:11.955	44	1 Lap	1:11.847
14	1 Lap	1:12.299	44	1 Lap	1:12.093	14	1 Lap	1:12.380
10	18.522	1:07.347	10	18.545	1:07.518	10	24.014	1:12.690
7	1 Lap	1:12.495	7	1 Lap	1:12.211	7	1 Lap	1:12.401
11	1 Lap	1:13.840	11	1 Lap	1:15.936	11	1 Lap	1:13.510
64	1 Lap	1:13.066	64	1 Lap	1:13.635	52	1 Lap	1:12.191
52	1 Lap	1:17.529	52	1 Lap	1:13.614	64	1 Lap	1:12.948
66	2 Laps	1:18.825	66	2 Laps	1:19.014	73	1 Lap	1:15.158
73	1 Lap	1:14.160	73	1 Lap	1:14.952	66	2 Laps	1:18.519
82	1 Lap	1:14.760	69	1:04.393	1:10.259	69	1:08.674	1:11.502
69	1:01.629	1:11.019	82	1 Lap	1:15.452	82	1 Lap	1:15.632

MG Cockshoot Cup

RACE 11 - POSITION CHART

No	Name	Lap																		
		Pos	1	2	3	4	5	6	7	8	9	10	11	12	13	14	15	16	17	18
10	COLLIER	1	4	4	4	4	4	4	4	4	4	4	4	4	4	4	4	4	4	4
4	EGAR	2	10	10	10	10	10	10	10	10	10	10	10	10	10	10	10	10	10	10
69	BRAMBLE	3	69	69	69	69	69	69	69	69	69	69	69	69	69	69	69	69	69	69
44	BELLAMY	4	14	14	14	14	14	14	14	14	14	14	14	14	14	14	44	14	44	44
14	WIGNALL	5	7	7	7	52	7	7	7	7	7	7	44	44	44	44	14	44	14	44
7	GREEN	6	44	52	52	7	52	44	44	44	44	44	52	7	7	7	7	7	7	7
11	ASHCROFT	7	52	73	73	44	44	52	52	52	52	52	7	52	52	11	11	11	11	11
52	CHADWICK	8	73	64	44	73	73	64	64	11	11	11	11	11	11	52	64	64	64	52
73	TREDELL	9	11	44	64	64	64	73	11	64	64	64	64	64	64	64	52	52	64	64
64	RICHARDSON	10	24	11	11	11	11	11	73	73	73	73	73	73	73	73	73	73	73	73
82	WADDINGTON	11	64	24	82	82	82	82	82	82	82	82	82	82	82	82	82	82	82	82
24	WALSH	12	82	82	66	66	66	66	66	66	66	66	66	66	66	66	66	66	66	66
66	WILKIN	13	66	66	24															

MG Cockshoot Cup

RACE 11 - LAP ANALYSIS

DIFF = Difference To Personal Best Lap

P1 4 Keith EGAR				
LAP	LAP TIME	DIFF	MPH	TIME OF DAY
1 -	1:09.913	3.346	84.47	12:18:18.983
2 -	1:07.665	1.098	87.27	12:19:26.648
3 -	1:07.263	0.696	87.79	12:20:33.911
4 -	1:07.228	0.661	87.84	12:21:41.139
5 -	1:06.814 (3)	0.247	88.38	12:22:47.953
6 -	1:06.567 (1)		88.71	12:23:54.520
7 -	1:06.914	0.347	88.25	12:25:01.434
8 -	1:06.960	0.393	88.19	12:26:08.394
9 -	1:07.356	0.789	87.67	12:27:15.750
10 -	1:06.648 (2)	0.081	88.60	12:28:22.398
11 -	1:07.650	1.083	87.29	12:29:30.048
12 -	1:07.640	1.073	87.31	12:30:37.688
13 -	1:08.214	1.647	86.57	12:31:45.902
14 -	1:07.440	0.873	87.56	12:32:53.342
15 -	1:07.412	0.845	87.60	12:34:00.754
16 -	1:07.311	0.744	87.73	12:35:08.065
17 -	1:07.495	0.928	87.49	12:36:15.560
18 -	1:07.221	0.654	87.85	12:37:22.781

P2 10 Ray COLLIER				
LAP	LAP TIME	DIFF	MPH	TIME OF DAY
1 -	1:13.570	6.625	80.27	12:18:22.640
2 -	1:06.945 (1)		88.21	12:19:29.585
3 -	1:07.754	0.809	87.16	12:20:37.339
4 -	1:17.811	10.866	75.89	12:21:55.150
5 -	1:07.319	0.374	87.72	12:23:02.469
6 -	1:07.002 (2)	0.057	88.14	12:24:09.471
7 -	1:07.642	0.697	87.30	12:25:17.113
8 -	1:07.455	0.510	87.54	12:26:24.568
9 -	1:07.290	0.345	87.76	12:27:31.858
10 -	1:07.177 (3)	0.232	87.91	12:28:39.035
11 -	1:07.372	0.427	87.65	12:29:46.407
12 -	1:10.207	3.262	84.11	12:30:56.614
13 -	1:07.492	0.547	87.50	12:32:04.106
14 -	1:07.536	0.591	87.44	12:33:11.642
15 -	1:07.598	0.653	87.36	12:34:19.240
16 -	1:07.347	0.402	87.69	12:35:26.587
17 -	1:07.518	0.573	87.46	12:36:34.105
18 -	1:12.690	5.745	81.24	12:37:46.795

P3 69 Peter BRAMBLE				
LAP	LAP TIME	DIFF	MPH	TIME OF DAY
1 -	1:16.619	6.360	77.07	12:18:25.689
2 -	1:10.962	0.703	83.22	12:19:36.651
3 -	1:10.916	0.657	83.27	12:20:47.567
4 -	1:10.892	0.633	83.30	12:21:58.459
5 -	1:11.229	0.970	82.91	12:23:09.688
6 -	1:11.632	1.373	82.44	12:24:21.320
7 -	1:10.504	0.245	83.76	12:25:31.824
8 -	1:11.067	0.808	83.10	12:26:42.891
9 -	1:10.320 (2)	0.061	83.98	12:27:53.211
10 -	1:10.618	0.359	83.62	12:29:03.829
11 -	1:11.385	1.126	82.72	12:30:15.214
12 -	1:11.360	1.101	82.75	12:31:26.574
13 -	1:10.485 (3)	0.226	83.78	12:32:37.059
14 -	1:10.848	0.589	83.35	12:33:47.907
15 -	1:10.768	0.509	83.45	12:34:58.675
16 -	1:11.019	0.760	83.15	12:36:09.694
17 -	1:10.259 (1)		84.05	12:37:19.953
18 -	1:11.502	1.243	82.59	12:38:31.455

DIFF = Difference To Personal Best Lap

P4 44 Mark BELLAMY				
LAP	LAP TIME	DIFF	MPH	TIME OF DAY
1 -	1:18.047	6.724	75.66	12:18:27.117
2 -	1:17.223	5.900	76.47	12:19:44.340
3 -	1:13.281	1.958	80.58	12:20:57.621
4 -	1:12.187	0.864	81.81	12:22:09.808
5 -	1:11.656	0.333	82.41	12:23:21.464
6 -	1:11.650	0.327	82.42	12:24:33.114
7 -	1:12.437	1.114	81.52	12:25:45.551
8 -	1:12.615	1.292	81.32	12:26:58.166
9 -	1:11.323 (1)		82.80	12:28:09.489
10 -	1:11.761	0.438	82.29	12:29:21.250
11 -	1:12.740	1.417	81.18	12:30:33.990
12 -	1:11.527 (3)	0.204	82.56	12:31:45.517
13 -	1:11.958	0.635	82.07	12:32:57.475
14 -	1:11.417 (2)	0.094	82.69	12:34:08.892
15 -	1:11.991	0.668	82.03	12:35:20.883
16 -	1:12.093	0.770	81.91	12:36:32.976
17 -	1:11.847	0.524	82.19	12:37:44.823

P5 14 Leon WIGNALL				
LAP	LAP TIME	DIFF	MPH	TIME OF DAY
1 -	1:16.676	4.942	77.02	12:18:25.746
2 -	1:12.510	0.776	81.44	12:19:38.256
3 -	1:13.154	1.420	80.72	12:20:51.410
4 -	1:12.918	1.184	80.99	12:22:04.328
5 -	1:12.714	0.980	81.21	12:23:17.042
6 -	1:13.093	1.359	80.79	12:24:30.135
7 -	1:12.554	0.820	81.39	12:25:42.689
8 -	1:12.722	0.988	81.20	12:26:55.411
9 -	1:12.501	0.767	81.45	12:28:07.912
10 -	1:12.159	0.425	81.84	12:29:20.071
11 -	1:12.285	0.551	81.69	12:30:32.356
12 -	1:12.507	0.773	81.44	12:31:44.863
13 -	1:12.118 (3)	0.384	81.88	12:32:56.981
14 -	1:11.734 (1)		82.32	12:34:08.715
15 -	1:12.299	0.565	81.68	12:35:21.014
16 -	1:11.955 (2)	0.221	82.07	12:36:32.969
17 -	1:12.380	0.646	81.59	12:37:45.349

P6 7 Karl GREEN				
LAP	LAP TIME	DIFF	MPH	TIME OF DAY
1 -	1:17.352	5.622	76.34	12:18:26.422
2 -	1:13.758	2.028	80.06	12:19:40.180
3 -	1:13.600	1.870	80.24	12:20:53.780
4 -	1:13.864	2.134	79.95	12:22:07.644
5 -	1:12.352	0.622	81.62	12:23:19.996
6 -	1:12.261	0.531	81.72	12:24:32.257
7 -	1:12.942	1.212	80.96	12:25:45.199
8 -	1:11.800 (2)	0.070	82.25	12:26:56.999
9 -	1:11.997 (3)	0.267	82.02	12:28:08.996
10 -	1:11.730 (1)		82.33	12:29:20.726
11 -	1:16.937	5.207	76.75	12:30:37.663
12 -	1:12.533	0.803	81.42	12:31:50.196
13 -	1:12.338	0.608	81.63	12:33:02.534
14 -	1:12.087	0.357	81.92	12:34:14.621
15 -	1:12.495	0.765	81.46	12:35:27.116
16 -	1:12.211	0.481	81.78	12:36:39.327
17 -	1:12.401	0.671	81.56	12:37:51.728

MG Cockshoot Cup

RACE 11 - LAP ANALYSIS

DIFF = Difference To Personal Best Lap

P7 11 Michael John Peter ASHCROFT				
LAP	LAP TIME	DIFF	MPH	TIME OF DAY
1 -	1:20.138	8.221	73.69	12:18:29.208
2 -	1:15.760	3.843	77.95	12:19:44.968
3 -	1:14.847	2.930	78.90	12:20:59.815
4 -	1:13.892	1.975	79.92	12:22:13.707
5 -	1:13.728	1.811	80.10	12:23:27.435
6 -	1:13.970	2.053	79.83	12:24:41.405
7 -	1:13.151	1.234	80.73	12:25:54.556
8 -	1:11.917 (1)		82.11	12:27:06.473
9 -	1:13.569	1.652	80.27	12:28:20.042
10 -	1:12.278 (2)	0.361	81.70	12:29:32.320
11 -	1:12.677	0.760	81.25	12:30:44.997
12 -	1:13.672	1.755	80.16	12:31:58.669
13 -	1:13.012	1.095	80.88	12:33:11.681
14 -	1:12.282 (3)	0.365	81.70	12:34:23.963
15 -	1:13.840	1.923	79.97	12:35:37.803
16 -	1:15.936	4.019	77.77	12:36:53.739
17 -	1:13.510	1.593	80.33	12:38:07.249

P8 52 Carl CHADWICK				
LAP	LAP TIME	DIFF	MPH	TIME OF DAY
1 -	1:18.198	6.269	75.52	12:18:27.268
2 -	1:13.272	1.343	80.59	12:19:40.540
3 -	1:13.493	1.564	80.35	12:20:54.033
4 -	1:12.959	1.030	80.94	12:22:06.992
5 -	1:13.760	1.831	80.06	12:23:20.752
6 -	1:13.170	1.241	80.71	12:24:33.922
7 -	1:11.929 (1)		82.10	12:25:45.851
8 -	1:12.430	0.501	81.53	12:26:58.281
9 -	1:12.136 (2)	0.207	81.86	12:28:10.417
10 -	1:12.526	0.597	81.42	12:29:22.943
11 -	1:13.593	1.664	80.24	12:30:36.536
12 -	1:15.690	3.761	78.02	12:31:52.226
13 -	1:16.055	4.126	77.64	12:33:08.281
14 -	1:17.174	5.245	76.52	12:34:25.455
15 -	1:17.529	5.600	76.17	12:35:42.984
16 -	1:13.614	1.685	80.22	12:36:56.598
17 -	1:12.191 (3)	0.262	81.80	12:38:08.789

P9 64 Martin RICHARDSON				
LAP	LAP TIME	DIFF	MPH	TIME OF DAY
1 -	1:20.547	7.599	73.31	12:18:29.617
2 -	1:13.734	0.786	80.09	12:19:43.351
3 -	1:14.861	1.913	78.88	12:20:58.212
4 -	1:14.304	1.356	79.47	12:22:12.516
5 -	1:14.330	1.382	79.45	12:23:26.846
6 -	1:13.715	0.767	80.11	12:24:40.561
7 -	1:13.370	0.422	80.49	12:25:53.931
8 -	1:13.455	0.507	80.39	12:27:07.386
9 -	1:14.322	1.374	79.46	12:28:21.708
10 -	1:13.763	0.815	80.06	12:29:35.471
11 -	1:13.311 (3)	0.363	80.55	12:30:48.782
12 -	1:13.402	0.454	80.45	12:32:02.184
13 -	1:14.174	1.226	79.61	12:33:16.358
14 -	1:13.408	0.460	80.44	12:34:29.766
15 -	1:13.066 (2)	0.118	80.82	12:35:42.832
16 -	1:13.635	0.687	80.20	12:36:56.467
17 -	1:12.948 (1)		80.95	12:38:09.415

DIFF = Difference To Personal Best Lap

P10 73 Lloyd TREDELL				
LAP	LAP TIME	DIFF	MPH	TIME OF DAY
1 -	1:19.328	5.595	74.44	12:18:28.398
2 -	1:13.733 (1)		80.09	12:19:42.131
3 -	1:15.243	1.510	78.48	12:20:57.374
4 -	1:14.737	1.004	79.01	12:22:12.111
5 -	1:14.163 (3)	0.430	79.63	12:23:26.274
6 -	1:14.875	1.142	78.87	12:24:41.149
7 -	1:15.053	1.320	78.68	12:25:56.202
8 -	1:14.979	1.246	78.76	12:27:11.181
9 -	1:14.343	0.610	79.43	12:28:25.524
10 -	1:14.499	0.766	79.27	12:29:40.023
11 -	1:14.561	0.828	79.20	12:30:54.584
12 -	1:14.185	0.452	79.60	12:32:08.769
13 -	1:14.431	0.698	79.34	12:33:23.200
14 -	1:15.246	1.513	78.48	12:34:38.446
15 -	1:14.160 (2)	0.427	79.63	12:35:52.606
16 -	1:14.952	1.219	78.79	12:37:07.558
17 -	1:15.158	1.425	78.57	12:38:22.716

P11 82 Helen WADDINGTON				
LAP	LAP TIME	DIFF	MPH	TIME OF DAY
1 -	1:21.689	7.046	72.29	12:18:30.759
2 -	1:16.006	1.363	77.70	12:19:46.765
3 -	1:18.857	4.214	74.89	12:21:05.622
4 -	1:16.241	1.598	77.46	12:22:21.863
5 -	1:15.802	1.159	77.90	12:23:37.665
6 -	1:14.807	0.164	78.94	12:24:52.472
7 -	1:14.903	0.260	78.84	12:26:07.375
8 -	1:15.048	0.405	78.69	12:27:22.423
9 -	1:14.826	0.183	78.92	12:28:37.249
10 -	1:15.187	0.544	78.54	12:29:52.436
11 -	1:14.963	0.320	78.78	12:31:07.399
12 -	1:15.280	0.637	78.44	12:32:22.679
13 -	1:14.643 (1)		79.11	12:33:37.322
14 -	1:14.758 (2)	0.115	78.99	12:34:52.080
15 -	1:14.760 (3)	0.117	78.99	12:36:06.840
16 -	1:15.452	0.809	78.27	12:37:22.292
17 -	1:15.632	0.989	78.08	12:38:37.924

P12 66 Harry WILKIN				
LAP	LAP TIME	DIFF	MPH	TIME OF DAY
1 -	1:25.115	6.922	69.38	12:18:34.185
2 -	1:18.728 (3)	0.535	75.01	12:19:52.913
3 -	1:21.414	3.221	72.53	12:21:14.327
4 -	1:18.193 (1)		75.52	12:22:32.520
5 -	1:18.910	0.717	74.84	12:23:51.430
6 -	1:18.964	0.771	74.78	12:25:10.394
7 -	1:19.025	0.832	74.73	12:26:29.419
8 -	1:19.447	1.254	74.33	12:27:48.866
9 -	1:19.151	0.958	74.61	12:29:08.017
10 -	1:19.386	1.193	74.39	12:30:27.403
11 -	1:19.811	1.618	73.99	12:31:47.214
12 -	1:22.552	4.359	71.53	12:33:09.766
13 -	1:19.903	1.710	73.91	12:34:29.669
14 -	1:18.825	0.632	74.92	12:35:48.494
15 -	1:19.014	0.821	74.74	12:37:07.508
16 -	1:18.519 (2)	0.326	75.21	12:38:26.027

P13 24 Andrew WALSH				
LAP	LAP TIME	DIFF	MPH	TIME OF DAY
1 -	1:20.147	3.414	73.68	12:18:29.217

MG Cockshoot Cup

RACE 11 - LAP ANALYSIS

DIFF = Difference To Personal Best Lap

2 -	1:16.733 (1)		76.96	12:19:45.950
3 -	1:43.072 P	26.339	57.29	12:21:29.022

MG Cockshoot Cup

RACE 11 - STATISTICS

Competitors Started 13
Planned Start 2024-09-29 @ 12:40:00.000
Actual Start 2024-09-29 @ 12:17:09.069
Finish Time 2024-09-29 @ 12:37:22.583
Track Length 1.6404mi.
Total Laps 209
Total Distance Covered 342.8568mi.

Session Fastest Lap History

NO	CL	NAME	LAP TIME	TIME OF DAY	LAP	VEHICLE
4	C	Keith EGAR	1:07.665	12:19:26.643	2	Mg Midget
10	C	Ray COLLIER	1:06.945	12:19:29.580	2	MG ZR 190
4	C	Keith EGAR	1:06.814	12:22:47.948	5	Mg Midget
4	C	Keith EGAR	1:06.567	12:23:54.515	6	Mg Midget

Session Leader History

NO	CL	NAME	FROM LAP	LAPS LED	DISTANCE	VEHICLE
4	C	Keith EGAR	1	18	29.52 miles	Mg Midget

Flag History

TYPE	TIME OF DAY
GREEN	12:17:09.069
FINISH	12:37:22.583

Flag Statistics

TYPE	COUNT	TOTAL LAPS	TOTAL TIME
Green	1	18	22:06.063
Red	0	0	0.000
Safety Car	0	0	0.000
FCY	0	0	0.000

MG Cockshoot Cup

RACE 11 - STATISTICS

CLASS : A

3 Starters

Fastest Lap History

NO	NAME	LAP TIME	TIME OF DAY	LAP	VEHICLE
14	Leon WIGNALL	1:12.510	12:19:38.250	2	MG ZR 170
44	Mark BELLAMY	1:12.187	12:22:09.799	4	MGZR
44	Mark BELLAMY	1:11.656	12:23:21.456	5	MGZR
44	Mark BELLAMY	1:11.650	12:24:33.106	6	MGZR
44	Mark BELLAMY	1:11.323	12:28:09.480	9	MGZR

Leader History

NO	NAME	FROM LAP	LAPS LED	DISTANCE	VEHICLE
14	Leon WIGNALL	1	14	22.96 miles	MG ZR 170
44	Mark BELLAMY	15	1	1.64 miles	MGZR
14	Leon WIGNALL	16	1	1.64 miles	MG ZR 170
44	Mark BELLAMY	17	1	1.64 miles	MGZR

MG Cockshoot Cup

RACE 11 - STATISTICS

CLASS : B

3 Starters

Fastest Lap History

NO	NAME	LAP TIME	TIME OF DAY	LAP	VEHICLE
52	Carl CHADWICK	1:13.272	12:19:40.569	2	MG Midget
52	Carl CHADWICK	1:12.959	12:22:07.021	4	MG Midget
52	Carl CHADWICK	1:11.929	12:25:45.879	7	MG Midget

Leader History

NO	NAME	FROM LAP	LAPS LED	DISTANCE	VEHICLE
52	Carl CHADWICK	1	14	22.96 miles	MG Midget
64	Martin RICHARDSON	15	2	3.28 miles	MGB
52	Carl CHADWICK	17	1	1.64 miles	MG Midget

MG Cockshoot Cup

RACE 11 - STATISTICS

CLASS : C

6 Starters

Fastest Lap History

NO	NAME	LAP TIME	TIME OF DAY	LAP	VEHICLE
4	Keith EGAR	1:07.665	12:19:26.643	2	Mg Midget
10	Ray COLLIER	1:06.945	12:19:29.580	2	MG ZR 190
4	Keith EGAR	1:06.814	12:22:47.948	5	Mg Midget
4	Keith EGAR	1:06.567	12:23:54.515	6	Mg Midget

Leader History

NO	NAME	FROM LAP	LAPS LED	DISTANCE	VEHICLE
4	Keith EGAR	1	18	29.52 miles	Mg Midget

MG Cockshoot Cup

RACE 11 - STATISTICS

CLASS : F

1 Starters

Fastest Lap History

NO	NAME	LAP TIME	TIME OF DAY	LAP	VEHICLE
24	Andrew WALSH	1:16.733	12:19:45.951	2	MG ZS170

Leader History

NO	NAME	FROM LAP	LAPS LED	DISTANCE	VEHICLE
24	Andrew WALSH	1	3	4.92 miles	MG ZS170

MG Cockshoot Cup

RACE 15 - CLASSIFICATION

Race Distance: 18 Laps / 29.52 miles

POS	NO	CL	PIC	NAME	ENTRY	LAPS	TIME	GAP	DIFF	MPH	BEST	ON	GRD	↑↓
1	10	C	1	Ray COLLIER	MG ZR 190	18	20:30.231			86.40	1:07.177	10	1	0
2	69	C	2	Peter BRAMBLE	MGB	18	21:33.253	1:03.022	1:03.022	82.19	1:10.734	14	3	1
3	44	A	1	Mark BELLAMY	MGZR	17	20:32.256	1 Lap	1 Lap	81.47	1:11.006	17	4	1
4	14	A	2	Leon WIGNALL	MG ZR 170	17	20:48.890	1 Lap	16.634	80.38	1:12.123	9	5	1
5	52	B	1	Carl CHADWICK	MG Midget	17	20:56.199	1 Lap	7.309	79.92	1:11.988	13	8	3
6	7	C	3	Karl GREEN	MG F CUP CAR	17	21:04.208	1 Lap	8.009	79.41	1:12.786	14	6	0
7	4	C	4	Keith EGAR	Mg Midget	17	21:14.828	1 Lap	10.620	78.75	1:07.365	4	2	-5
8	64	B	2	Martin RICHARDSON	MGB	17	21:23.606	1 Lap	8.778	78.21	1:13.871	12	9	1
9	11	C	5	Michael John Peter ASHCROFT	MG ZR 190	17	21:41.302	1 Lap	17.696	77.15	1:14.083	11	7	-2
10	24	F	1	Andrew WALSH	MG ZS170	17	21:48.087	1 Lap	6.785	76.75	1:14.248	13	12	2
11	73	C	6	Lloyd TREDELL	MGF Cup Car	16	20:31.821	2 Laps	1 Lap	76.70	1:15.517	13	10	-1
12	82	A	3	Helen WADDINGTON	MG ZR 170	16	20:39.470	2 Laps	7.649	76.23	1:15.529	9	11	-1

NOT CLASSIFIED

DNF	66	B		Harry WILKIN	MGB GT	3	6:45.904	15 Laps	13 Laps	43.64	1:23.477	3	13	
-----	----	---	--	--------------	--------	---	----------	---------	---------	-------	----------	---	----	--

FASTEST LAP

10	C			Ray COLLIER	MG ZR 190	10	1:07.177			87.91 mph	141.48 kph
44	A			Mark BELLAMY	MGZR	17	1:11.006			83.17 mph	133.85 kph
52	B			Carl CHADWICK	MG Midget	13	1:11.988			82.03 mph	132.02 kph
24	F			Andrew WALSH	MG ZS170	13	1:14.248			79.53 mph	128.00 kph

Weather / Track : Cloudy / Dry

These results are provisional until the conclusion of any judicial and technical matters.

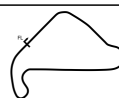
Date: 29/09/2024 Start: 16:34 Finish: 16:54

Silverstone National: 1.6404 miles

Clerk Of Course: Ian Danaher

Stewards:

Timekeeper: Sarah Evans



MG Cockshoot Cup

RACE 15 - LAP CHART

LAP 1 @ 16:35:34.213			LAP 2 @ 16:36:42.966			LAP 3 @ 16:37:51.773			LAP 4 @ 16:38:59.138			LAP 5 @ 16:40:06.549		
NO	BEHIND	LAP TIME	NO	BEHIND	LAP TIME	NO	BEHIND	LAP TIME	NO	BEHIND	LAP TIME	NO	BEHIND	LAP TIME
4		1:10.477	4		1:08.753	4		1:08.807	4		1:07.365	4		1:07.411
10	2.583	1:13.060	10	1.985	1:08.155	10	0.589	1:07.411	10	0.866	1:07.642	10	0.739	1:07.284
69	4.560	1:15.037	69	7.051	1:11.244	69	10.285	1:12.041	69	14.152	1:11.232	69	18.182	1:11.441
7	8.037	1:18.514	14	12.727	1:12.537	44	16.271	1:11.627	14	22.376	1:13.423	44	27.863	1:12.197
14	8.943	1:19.420	44	13.451	1:12.199	14	16.318	1:12.398	44	23.077	1:14.171	14	27.906	1:12.941
44	10.005	1:20.482	7	13.864	1:14.580	7	21.186	1:16.129	7	29.155	1:15.334	52	36.406	1:14.295
11	10.368	1:20.845	52	16.397	1:13.465	52	22.610	1:15.020	52	29.522	1:14.277	7	37.741	1:15.997
73	10.840	1:21.317	73	18.142	1:16.055	73	26.569	1:17.234	64	35.625	1:16.034	64	42.554	1:14.340
64	11.479	1:21.956	64	18.738	1:16.012	64	26.956	1:17.025	73	36.692	1:17.488	73	45.241	1:15.960
52	11.685	1:22.162	11	19.328	1:17.713	11	29.010	1:18.489	11	40.089	1:18.444	24	49.696	1:16.774
24	13.190	1:23.667	24	20.986	1:16.549	24	29.610	1:17.431	24	40.333	1:18.088	11	50.444	1:17.766
82	13.944	1:24.421	82	22.911	1:17.720	66	2 Laps	3:57.932	82	40.934	1:17.678	82	51.664	1:18.141
						82	30.621	1:16.517	66	2 Laps	1:24.495	66	2 Laps	1:23.477

MG Cockshoot Cup

RACE 15 - LAP CHART

LAP 6 @ 16:41:14.330			LAP 7 @ 16:42:22.666			LAP 8 @ 16:43:29.892			LAP 9 @ 16:44:41.039			LAP 10 @ 16:45:48.216		
NO	BEHIND	LAP TIME	NO	BEHIND	LAP TIME	NO	BEHIND	LAP TIME	NO	BEHIND	LAP TIME	NO	BEHIND	LAP TIME
4		1:07.781	10		1:07.844	10		1:07.226	10		1:11.147	10		1:07.177
10	0.492	1:07.534	4	0.419	1:08.755	4	1.471	1:08.278	73	1 Lap	1:17.248	4	3.341	1:08.950
69	21.414	1:11.013	69	25.353	1:12.275	11	1 Lap	1:18.614	4	1.568	1:11.244	73	1 Lap	1:16.449
44	32.317	1:12.235	44	36.663	1:12.682	82	1 Lap	1:19.271	24	1 Lap	1:18.236	24	1 Lap	1:16.780
14	33.289	1:13.164	14	38.672	1:13.719	69	32.025	1:13.898	11	1 Lap	1:16.660	11	1 Lap	1:15.825
52	42.395	1:13.770	52	49.416	1:15.357	44	42.065	1:12.628	82	1 Lap	1:16.795	82	1 Lap	1:15.529
7	44.263	1:14.303	7	51.034	1:15.107	14	44.129	1:12.683	69	33.059	1:12.181	69	36.656	1:10.774
64	48.940	1:14.167	64	55.239	1:14.635	52	56.533	1:14.343	44	42.633	1:11.715	44	47.085	1:11.629
73	53.322	1:15.862	73	1:02.192	1:17.206	7	57.721	1:13.913	14	45.105	1:12.123	14	51.144	1:13.216
24	57.777	1:15.862	24	1:06.187	1:16.746	64	1:02.392	1:14.379	52	58.977	1:13.591	52	1:04.170	1:12.370
11	1:00.488	1:17.825							7	59.880	1:13.306	7	1:05.905	1:13.202
82	1:00.985	1:17.102							64	1:05.668	1:14.423			

MG Cockshoot Cup

RACE 15 - LAP CHART

LAP 11 @ 16:46:56.051			LAP 12 @ 16:48:03.984			LAP 13 @ 16:49:11.592			LAP 14 @ 16:50:19.647			LAP 15 @ 16:51:27.072		
NO	BEHIND	LAP TIME	NO	BEHIND	LAP TIME	NO	BEHIND	LAP TIME	NO	BEHIND	LAP TIME	NO	BEHIND	LAP TIME
10		1:07.835	10		1:07.933	10		1:07.608	10		1:08.055	10		1:07.425
64	1 Lap	1:14.379	52	1 Lap	1:13.357	52	1 Lap	1:12.538	14	1 Lap	1:14.266	14	1 Lap	1:13.178
4	5.346	1:09.840	7	1 Lap	1:13.675	7	1 Lap	1:13.362	52	1 Lap	1:11.988	52	1 Lap	1:12.016
73	1 Lap	1:16.859	4	8.960	1:11.547	4	17.137	1:15.785	7	1 Lap	1:13.528	7	1 Lap	1:12.786
24	1 Lap	1:16.088	64	1 Lap	1:14.640	64	1 Lap	1:13.871	64	1 Lap	1:15.046	64	1 Lap	1:14.786
11	1 Lap	1:14.748	73	1 Lap	1:16.578	73	1 Lap	1:15.650	4	31.129	1:22.047	11	1 Lap	1:15.375
82	1 Lap	1:15.774	11	1 Lap	1:14.083	11	1 Lap	1:14.695	73	1 Lap	1:15.517	73	1 Lap	1:16.776
69	40.449	1:11.628	24	1 Lap	1:15.364	24	1 Lap	1:15.504	11	1 Lap	1:14.260	24	1 Lap	1:15.724
44	50.805	1:11.555	82	1 Lap	1:16.109	82	1 Lap	1:16.128	24	1 Lap	1:14.248	4	54.855	1:31.151
14	56.598	1:13.289	69	45.173	1:12.657	69	48.841	1:11.276	82	1 Lap	1:15.929	69	55.434	1:11.339
			44	54.379	1:11.507	44	58.563	1:11.792	69	51.520	1:10.734	82	1 Lap	1:17.297
			14	1:01.693	1:13.028				44	1:01.847	1:11.339	44	1:05.809	1:11.387

MG Cockshoot Cup

RACE 15 - LAP CHART

LAP 16 @ 16:52:35.089			LAP 17 @ 16:53:43.248			LAP 18 @ 16:54:53.967		
NO	BEHIND	LAP TIME	NO	BEHIND	LAP TIME	NO	BEHIND	LAP TIME
10		1:08.017	10		1:08.159	10		1:10.719
14	1 Lap	1:12.734	44	1 Lap	1:12.105	73	2 Laps	1:18.792
52	1 Lap	1:12.436	82	2 Laps	1:18.556	44	1 Lap	1:11.006
7	1 Lap	1:13.284	4	1 Lap	1:37.016	82	2 Laps	1:16.503
64	1 Lap	1:15.076	14	1 Lap	1:13.382	14	1 Lap	1:13.389
11	1 Lap	1:15.258	52	1 Lap	1:12.182	52	1 Lap	1:13.032
69	59.536	1:12.119	7	1 Lap	1:13.532	7	1 Lap	1:13.656
73	1 Lap	1:16.830	64	1 Lap	1:16.089	4	1 Lap	1:39.621
24	1 Lap	1:16.689	69	1:02.406	1:11.029	64	1 Lap	1:16.748
			11	1 Lap	1:14.882	69	1:03.022	1:11.335
			24	1 Lap	1:15.779	11	1 Lap	1:15.820
						24	1 Lap	1:18.558

MG Cockshoot Cup

RACE 15 - POSITION CHART

No	Name	Lap																		
		Pos	1	2	3	4	5	6	7	8	9	10	11	12	13	14	15	16	17	18
10	COLLIER	1	4	4	4	4	4	4	10	10	10	10	10	10	10	10	10	10	10	10
4	EGAR	2	10	10	10	10	10	10	4	4	4	4	4	4	4	4	4	69	69	69
69	BRAMBLE	3	69	69	69	69	69	69	69	69	69	69	69	69	69	69	69	44	44	
44	BELLAMY	4	7	14	44	14	44	44	44	44	44	44	44	44	44	44	44	4	14	
14	WIGNALL	5	14	44	14	44	14	14	14	14	14	14	14	14	14	14	14	14	52	
7	GREEN	6	44	7	7	7	52	52	52	52	52	52	52	52	52	52	52	52	7	
11	ASHCROFT	7	11	52	52	52	7	7	7	7	7	7	7	7	7	7	7	7	4	
52	CHADWICK	8	73	73	73	64	64	64	64	64	64	64	64	64	64	64	64	64	64	
64	RICHARDSON	9	64	64	64	73	73	73	73	73	73	73	73	73	73	11	11	11	11	
73	TREDELL	10	52	11	11	11	24	24	24	24	24	24	11	11	11	73	73	24	24	
82	WADDINGTON	11	24	24	24	24	11	11	11	11	11	11	24	24	24	24	24	24	73	
24	WALSH	12	82	82	82	82	82	82	82	82	82	82	82	82	82	82	82	82		
66	WILKIN	13	66	66	66															

MG Cockshoot Cup

RACE 15 - LAP ANALYSIS

DIFF = Difference To Personal Best Lap

P1 10 Ray COLLIER				
LAP	LAP TIME	DIFF	MPH	TIME OF DAY
1 -	1:13.060	5.883	80.83	16:35:36.796
2 -	1:08.155	0.978	86.65	16:36:44.951
3 -	1:07.411	0.234	87.60	16:37:52.362
4 -	1:07.642	0.465	87.30	16:39:00.004
5 -	1:07.284 (3)	0.107	87.77	16:40:07.288
6 -	1:07.534	0.357	87.44	16:41:14.822
7 -	1:07.844	0.667	87.04	16:42:22.666
8 -	1:07.226 (2)	0.049	87.84	16:43:29.892
9 -	1:11.147	3.970	83.00	16:44:41.039
10 -	1:07.177 (1)		87.91	16:45:48.216
11 -	1:07.835	0.658	87.05	16:46:56.051
12 -	1:07.933	0.756	86.93	16:48:03.984
13 -	1:07.608	0.431	87.35	16:49:11.592
14 -	1:08.055	0.878	86.77	16:50:19.647
15 -	1:07.425	0.248	87.58	16:51:27.072
16 -	1:08.017	0.840	86.82	16:52:35.089
17 -	1:08.159	0.982	86.64	16:53:43.248
18 -	1:10.719	3.542	83.50	16:54:53.967

P2 69 Peter BRAMBLE				
LAP	LAP TIME	DIFF	MPH	TIME OF DAY
1 -	1:15.037	4.303	78.70	16:35:38.773
2 -	1:11.244	0.510	82.89	16:36:50.017
3 -	1:12.041	1.307	81.97	16:38:02.058
4 -	1:11.232	0.498	82.90	16:39:13.290
5 -	1:11.441	0.707	82.66	16:40:24.731
6 -	1:11.013 (3)	0.279	83.16	16:41:35.744
7 -	1:12.275	1.541	81.71	16:42:48.019
8 -	1:13.898	3.164	79.91	16:44:01.917
9 -	1:12.181	1.447	81.81	16:45:14.098
10 -	1:10.774 (2)	0.040	83.44	16:46:24.872
11 -	1:11.628	0.894	82.44	16:47:36.500
12 -	1:12.657	1.923	81.28	16:48:49.157
13 -	1:11.276	0.542	82.85	16:50:00.433
14 -	1:10.734 (1)		83.49	16:51:11.167
15 -	1:11.339	0.605	82.78	16:52:22.506
16 -	1:12.119	1.385	81.88	16:53:34.625
17 -	1:11.029	0.295	83.14	16:54:45.654
18 -	1:11.335	0.601	82.78	16:55:56.989

P3 44 Mark BELLAMY				
LAP	LAP TIME	DIFF	MPH	TIME OF DAY
1 -	1:20.482	9.476	73.37	16:35:44.218
2 -	1:12.199	1.193	81.79	16:36:56.417
3 -	1:11.627	0.621	82.45	16:38:08.044
4 -	1:14.171	3.165	79.62	16:39:22.215
5 -	1:12.197	1.191	81.79	16:40:34.412
6 -	1:12.235	1.229	81.75	16:41:46.647
7 -	1:12.682	1.676	81.25	16:42:59.329
8 -	1:12.628	1.622	81.31	16:44:11.957
9 -	1:11.715	0.709	82.34	16:45:23.672
10 -	1:11.629	0.623	82.44	16:46:35.301
11 -	1:11.555	0.549	82.53	16:47:46.856
12 -	1:11.507	0.501	82.58	16:48:58.363
13 -	1:11.792	0.786	82.26	16:50:10.155
14 -	1:11.339 (2)	0.333	82.78	16:51:21.494
15 -	1:11.387 (3)	0.381	82.72	16:52:32.881
16 -	1:12.105	1.099	81.90	16:53:44.986
17 -	1:11.006 (1)		83.17	16:54:55.992

DIFF = Difference To Personal Best Lap

P4 14 Leon WIGNALL				
LAP	LAP TIME	DIFF	MPH	TIME OF DAY
1 -	1:19.420	7.297	74.35	16:35:43.156
2 -	1:12.537 (3)	0.414	81.41	16:36:55.693
3 -	1:12.398 (2)	0.275	81.57	16:38:08.091
4 -	1:13.423	1.300	80.43	16:39:21.514
5 -	1:12.941	0.818	80.96	16:40:34.455
6 -	1:13.164	1.041	80.71	16:41:47.619
7 -	1:13.719	1.596	80.11	16:43:01.338
8 -	1:12.683	0.560	81.25	16:44:14.021
9 -	1:12.123 (1)		81.88	16:45:26.144
10 -	1:13.216	1.093	80.66	16:46:39.360
11 -	1:13.289	1.166	80.58	16:47:52.649
12 -	1:13.028	0.905	80.86	16:49:05.677
13 -	1:14.266	2.143	79.52	16:50:19.943
14 -	1:13.178	1.055	80.70	16:51:33.121
15 -	1:12.734	0.611	81.19	16:52:45.855
16 -	1:13.382	1.259	80.47	16:53:59.237
17 -	1:13.389	1.266	80.47	16:55:12.626

P5 52 Carl CHADWICK				
LAP	LAP TIME	DIFF	MPH	TIME OF DAY
1 -	1:22.162	10.174	71.87	16:35:45.898
2 -	1:13.465	1.477	80.38	16:36:59.363
3 -	1:15.020	3.032	78.72	16:38:14.383
4 -	1:14.277	2.289	79.50	16:39:28.660
5 -	1:14.295	2.307	79.48	16:40:42.955
6 -	1:13.770	1.782	80.05	16:41:56.725
7 -	1:15.357	3.369	78.36	16:43:12.082
8 -	1:14.343	2.355	79.43	16:44:26.425
9 -	1:13.591	1.603	80.24	16:45:40.016
10 -	1:12.370	0.382	81.60	16:46:52.386
11 -	1:13.357	1.369	80.50	16:48:05.743
12 -	1:12.538	0.550	81.41	16:49:18.281
13 -	1:11.988 (1)		82.03	16:50:30.269
14 -	1:12.016 (2)	0.028	82.00	16:51:42.285
15 -	1:12.436	0.448	81.52	16:52:54.721
16 -	1:12.182 (3)	0.194	81.81	16:54:06.903
17 -	1:13.032	1.044	80.86	16:55:19.935

P6 7 Karl GREEN				
LAP	LAP TIME	DIFF	MPH	TIME OF DAY
1 -	1:18.514	5.728	75.21	16:35:42.250
2 -	1:14.580	1.794	79.18	16:36:56.830
3 -	1:16.129	3.343	77.57	16:38:12.959
4 -	1:15.334	2.548	78.39	16:39:28.293
5 -	1:15.997	3.211	77.70	16:40:44.290
6 -	1:14.303	1.517	79.48	16:41:58.593
7 -	1:15.107	2.321	78.63	16:43:13.700
8 -	1:13.913	1.127	79.90	16:44:27.613
9 -	1:13.306	0.520	80.56	16:45:40.919
10 -	1:13.202 (2)	0.416	80.67	16:46:54.121
11 -	1:13.675	0.889	80.15	16:48:07.796
12 -	1:13.362	0.576	80.50	16:49:21.158
13 -	1:13.528	0.742	80.31	16:50:34.686
14 -	1:12.786 (1)		81.13	16:51:47.472
15 -	1:13.284 (3)	0.498	80.58	16:53:00.756
16 -	1:13.532	0.746	80.31	16:54:14.288
17 -	1:13.656	0.870	80.17	16:55:27.944

MG Cockshoot Cup

RACE 15 - LAP ANALYSIS

DIFF = Difference To Personal Best Lap

P7 4 Keith EGAR				
LAP	LAP TIME	DIFF	MPH	TIME OF DAY
1 -	1:10.477	3.112	83.79	16:35:34.213
2 -	1:08.753	1.388	85.89	16:36:42.966
3 -	1:08.807	1.442	85.82	16:37:51.773
4 -	1:07.365 (1)		87.66	16:38:59.138
5 -	1:07.411 (2)	0.046	87.60	16:40:06.549
6 -	1:07.781 (3)	0.416	87.12	16:41:14.330
7 -	1:08.755	1.390	85.89	16:42:23.085
8 -	1:08.278	0.913	86.49	16:43:31.363
9 -	1:11.244	3.879	82.89	16:44:42.607
10 -	1:08.950	1.585	85.65	16:45:51.557
11 -	1:09.840	2.475	84.55	16:47:01.397
12 -	1:11.547	4.182	82.54	16:48:12.944
13 -	1:15.785	8.420	77.92	16:49:28.729
14 -	1:22.047	14.682	71.97	16:50:50.776
15 -	1:31.151	23.786	64.78	16:52:21.927
16 -	1:37.016	29.651	60.87	16:53:58.943
17 -	1:39.621	32.256	59.28	16:55:38.564

P8 64 Martin RICHARDSON				
LAP	LAP TIME	DIFF	MPH	TIME OF DAY
1 -	1:21.956	8.085	72.05	16:35:45.692
2 -	1:16.012	2.141	77.69	16:37:01.704
3 -	1:17.025	3.154	76.67	16:38:18.729
4 -	1:16.034	2.163	77.67	16:39:34.763
5 -	1:14.340 (3)	0.469	79.44	16:40:49.103
6 -	1:14.167 (2)	0.296	79.62	16:42:03.270
7 -	1:14.635	0.764	79.12	16:43:17.905
8 -	1:14.379	0.508	79.39	16:44:32.284
9 -	1:14.423	0.552	79.35	16:45:46.707
10 -	1:14.379	0.508	79.39	16:47:01.086
11 -	1:14.640	0.769	79.12	16:48:15.726
12 -	1:13.871 (1)		79.94	16:49:29.597
13 -	1:15.046	1.175	78.69	16:50:44.643
14 -	1:14.786	0.915	78.96	16:51:59.429
15 -	1:15.076	1.205	78.66	16:53:14.505
16 -	1:16.089	2.218	77.61	16:54:30.594
17 -	1:16.748	2.877	76.94	16:55:47.342

P9 11 Michael John Peter ASHCROFT				
LAP	LAP TIME	DIFF	MPH	TIME OF DAY
1 -	1:20.845	6.762	73.04	16:35:44.581
2 -	1:17.713	3.630	75.99	16:37:02.294
3 -	1:18.489	4.406	75.24	16:38:20.783
4 -	1:18.444	4.361	75.28	16:39:39.227
5 -	1:17.766	3.683	75.94	16:40:56.993
6 -	1:17.825	3.742	75.88	16:42:14.818
7 -	1:18.614	4.531	75.12	16:43:33.432
8 -	1:16.660	2.577	77.03	16:44:50.092
9 -	1:15.825	1.742	77.88	16:46:05.917
10 -	1:14.748	0.665	79.00	16:47:20.665
11 -	1:14.083 (1)		79.71	16:48:34.748
12 -	1:14.695 (3)	0.612	79.06	16:49:49.443
13 -	1:14.260 (2)	0.177	79.52	16:51:03.703
14 -	1:15.375	1.292	78.35	16:52:19.078
15 -	1:15.258	1.175	78.47	16:53:34.336
16 -	1:14.882	0.799	78.86	16:54:49.218
17 -	1:15.820	1.737	77.89	16:56:05.038

DIFF = Difference To Personal Best Lap

P10 24 Andrew WALSH				
LAP	LAP TIME	DIFF	MPH	TIME OF DAY
1 -	1:23.667	9.419	70.58	16:35:47.403
2 -	1:16.549	2.301	77.14	16:37:03.952
3 -	1:17.431	3.183	76.27	16:38:21.383
4 -	1:18.088	3.840	75.62	16:39:39.471
5 -	1:16.774	2.526	76.92	16:40:56.245
6 -	1:15.862	1.614	77.84	16:42:12.107
7 -	1:16.746	2.498	76.95	16:43:28.853
8 -	1:18.236	3.988	75.48	16:44:47.089
9 -	1:16.780	2.532	76.91	16:46:03.869
10 -	1:16.088	1.840	77.61	16:47:19.957
11 -	1:15.364 (2)	1.116	78.36	16:48:35.321
12 -	1:15.504 (3)	1.256	78.21	16:49:50.825
13 -	1:14.248 (1)		79.53	16:51:05.073
14 -	1:15.724	1.476	77.98	16:52:20.797
15 -	1:16.689	2.441	77.00	16:53:37.486
16 -	1:15.779	1.531	77.93	16:54:53.265
17 -	1:18.558	4.310	75.17	16:56:11.823

P11 73 Lloyd TREDELL				
LAP	LAP TIME	DIFF	MPH	TIME OF DAY
1 -	1:21.317	5.800	72.62	16:35:45.053
2 -	1:16.055	0.538	77.64	16:37:01.108
3 -	1:17.234	1.717	76.46	16:38:18.342
4 -	1:17.488	1.971	76.21	16:39:35.830
5 -	1:15.960	0.443	77.74	16:40:51.790
6 -	1:15.862 (3)	0.345	77.84	16:42:07.652
7 -	1:17.206	1.689	76.49	16:43:24.858
8 -	1:17.248	1.731	76.45	16:44:42.106
9 -	1:16.449	0.932	77.24	16:45:58.555
10 -	1:16.859	1.342	76.83	16:47:15.414
11 -	1:16.578	1.061	77.11	16:48:31.992
12 -	1:15.650 (2)	0.133	78.06	16:49:47.642
13 -	1:15.517 (1)		78.20	16:51:03.159
14 -	1:16.776	1.259	76.92	16:52:19.935
15 -	1:16.830	1.313	76.86	16:53:36.765
16 -	1:18.792	3.275	74.95	16:54:55.557

P12 82 Helen WADDINGTON				
LAP	LAP TIME	DIFF	MPH	TIME OF DAY
1 -	1:24.421	8.892	69.95	16:35:48.157
2 -	1:17.720	2.191	75.98	16:37:05.877
3 -	1:16.517	0.988	77.18	16:38:22.394
4 -	1:17.678	2.149	76.02	16:39:40.072
5 -	1:18.141	2.612	75.57	16:40:58.213
6 -	1:17.102	1.573	76.59	16:42:15.315
7 -	1:19.271	3.742	74.49	16:43:34.586
8 -	1:16.795	1.266	76.90	16:44:51.381
9 -	1:15.529 (1)		78.19	16:46:06.910
10 -	1:15.774 (2)	0.245	77.93	16:47:22.684
11 -	1:16.109	0.580	77.59	16:48:38.793
12 -	1:16.128	0.599	77.57	16:49:54.921
13 -	1:15.929 (3)	0.400	77.77	16:51:10.850
14 -	1:17.297	1.768	76.40	16:52:28.147
15 -	1:18.556	3.027	75.17	16:53:46.703
16 -	1:16.503	0.974	77.19	16:55:03.206

P13 66 Harry WILKIN				
LAP	LAP TIME	DIFF	MPH	TIME OF DAY
1 -	3:57.932	2:34.455	24.82	16:38:21.668
2 -	1:24.495 (2)	1.018	69.89	16:39:46.163

MG Cockshoot Cup

RACE 15 - LAP ANALYSIS

DIFF = Difference To Personal Best Lap

3 - 1:23.477 (1) 70.74 16:41:09.640

MG Cockshoot Cup

RACE 15 - STATISTICS

Competitors Started 13
Planned Start 2024-09-29 @ 17:15:00.000
Actual Start 2024-09-29 @ 16:34:23.735
Finish Time 2024-09-29 @ 16:54:53.966
Track Length 1.6404mi.
Total Laps 207
Total Distance Covered 339.5759mi.

Session Fastest Lap History

NO	CL	NAME	LAP TIME	TIME OF DAY	LAP	VEHICLE
4	C	Keith EGAR	1:08.753	16:36:42.960	2	Mg Midget
10	C	Ray COLLIER	1:08.155	16:36:44.946	2	MG ZR 190
10	C	Ray COLLIER	1:07.411	16:37:52.357	3	MG ZR 190
4	C	Keith EGAR	1:07.365	16:38:59.133	4	Mg Midget
10	C	Ray COLLIER	1:07.284	16:40:07.282	5	MG ZR 190
10	C	Ray COLLIER	1:07.226	16:43:29.887	8	MG ZR 190
10	C	Ray COLLIER	1:07.177	16:45:48.211	10	MG ZR 190

Session Leader History

NO	CL	NAME	FROM LAP	LAPS LED	DISTANCE	VEHICLE
4	C	Keith EGAR	1	6	9.84 miles	Mg Midget
10	C	Ray COLLIER	7	12	19.68 miles	MG ZR 190

Flag History

TYPE	TIME OF DAY
GREEN	16:34:23.735
FINISH	16:54:53.966

Flag Statistics

TYPE	COUNT	TOTAL LAPS	TOTAL TIME
Green	1	18	21:59.122
Red	0	0	0.000
Safety Car	0	0	0.000
FCY	0	0	0.000

MG Cockshoot Cup

RACE 15 - STATISTICS

CLASS : A

3 Starters

Fastest Lap History

NO	NAME	LAP TIME	TIME OF DAY	LAP	VEHICLE
14	Leon WIGNALL	1:12.537	16:36:55.686	2	MG ZR 170
44	Mark BELLAMY	1:12.199	16:36:56.409	2	MGZR
44	Mark BELLAMY	1:11.627	16:38:08.034	3	MGZR
44	Mark BELLAMY	1:11.555	16:47:46.848	11	MGZR
44	Mark BELLAMY	1:11.507	16:48:58.354	12	MGZR
44	Mark BELLAMY	1:11.339	16:51:21.485	14	MGZR
44	Mark BELLAMY	1:11.006	16:54:55.983	17	MGZR

Leader History

NO	NAME	FROM LAP	LAPS LED	DISTANCE	VEHICLE
14	Leon WIGNALL	1	2	3.28 miles	MG ZR 170
44	Mark BELLAMY	3	1	1.64 miles	MGZR
14	Leon WIGNALL	4	1	1.64 miles	MG ZR 170
44	Mark BELLAMY	5	13	21.32 miles	MGZR

MG Cockshoot Cup

RACE 15 - STATISTICS

CLASS : B

3 Starters

Fastest Lap History

NO	NAME	LAP TIME	TIME OF DAY	LAP	VEHICLE
52	Carl CHADWICK	1:13.465	16:36:59.391	2	MG Midget
52	Carl CHADWICK	1:12.370	16:46:52.414	10	MG Midget
52	Carl CHADWICK	1:11.988	16:50:30.296	13	MG Midget

Leader History

NO	NAME	FROM LAP	LAPS LED	DISTANCE	VEHICLE
64	Martin RICHARDSON	1	1	1.64 miles	MGB
52	Carl CHADWICK	2	16	26.24 miles	MG Midget

MG Cockshoot Cup

RACE 15 - STATISTICS

CLASS : C

6 Starters

Fastest Lap History

NO	NAME	LAP TIME	TIME OF DAY	LAP	VEHICLE
4	Keith EGAR	1:08.753	16:36:42.960	2	Mg Midget
10	Ray COLLIER	1:08.155	16:36:44.946	2	MG ZR 190
10	Ray COLLIER	1:07.411	16:37:52.357	3	MG ZR 190
4	Keith EGAR	1:07.365	16:38:59.133	4	Mg Midget
10	Ray COLLIER	1:07.284	16:40:07.282	5	MG ZR 190
10	Ray COLLIER	1:07.226	16:43:29.887	8	MG ZR 190
10	Ray COLLIER	1:07.177	16:45:48.211	10	MG ZR 190

Leader History

NO	NAME	FROM LAP	LAPS LED	DISTANCE	VEHICLE
4	Keith EGAR	1	6	9.84 miles	Mg Midget
10	Ray COLLIER	7	12	19.68 miles	MG ZR 190

MG Cockshoot Cup

RACE 15 - STATISTICS

CLASS : F

1 Starters

Fastest Lap History

NO	NAME	LAP TIME	TIME OF DAY	LAP	VEHICLE
24	Andrew WALSH	1:16.549	16:37:03.953	2	MG ZS170
24	Andrew WALSH	1:15.862	16:42:12.108	6	MG ZS170
24	Andrew WALSH	1:15.364	16:48:35.322	11	MG ZS170
24	Andrew WALSH	1:14.248	16:51:05.074	13	MG ZS170

Leader History

NO	NAME	FROM LAP	LAPS LED	DISTANCE	VEHICLE
24	Andrew WALSH	1	17	27.88 miles	MG ZS170