



NANKANG TYRE BMW COMPACT CUP

Oulton Park Island Circuit

13th April 2019



Results Provided by Timing Solutions Ltd
www.tsl-timing.com

Nankang Tyres BMW Compact Cup

QUALIFYING - CLASSIFICATION - AMENDED

POS	NO	NAME	ENTRY	TIME	ON	LAPS	GAP	DIFF	MPH
1	59*	Ian JONES	BMW E36 Compact 318Ti	1:45.338	7	8			76.07
2	93*	David MAY (M)	BMW E36 Compact 318Ti	1:45.417	6	8	0.079	0.079	76.01
3	64	Steven DAILLY	BMW E36 Compact 318Ti	1:45.499	3	8	0.161	0.082	75.95
4	96	Ben HUNTLEY	BMW E36 Compact 318Ti	1:45.621	6	8	0.283	0.122	75.87
5	66	Keith TOWERS (M)	BMW E36 Compact 318Ti	1:45.836	4	8	0.498	0.215	75.71
6	16	Tom GRIFFITHS	BMW E36 Compact 318Ti	1:45.889	4	8	0.551	0.053	75.67
7	55	Wayne FLINT	BMW E36 Compact 318Ti	1:46.061	4	7	0.723	0.172	75.55
8	42*	Mark SKEATS (M)	BMW E36 Compact 318Ti	1:46.135	4	8	0.797	0.074	75.50
9	38*	Matthew PARKES	BMW E36 Compact 318Ti	1:46.237	4	8	0.899	0.102	75.43
10	10	Gordon MACMILLAN (M)	BMW E36 Compact 318Ti	1:46.616	4	7	1.278	0.379	75.16
11	3*	Matt FLOWERS	BMW E36 Compact 318Ti	1:46.765	7	8	1.427	0.149	75.05
12	65	Mike DOBLE (M)	BMW E36 Compact 318Ti	1:46.806	8	8	1.468	0.041	75.02
13	88	Mikey DOBLE	BMW E36 Compact 318Ti	1:46.847	8	8	1.509	0.041	75.00
14	40	David SHARP	BMW E36 Compact 318Ti	1:46.912	4	7	1.574	0.065	74.95
15	63	Tim SCOTT ANDREWS	BMW E36 Compact 318Ti	1:47.758	6	7	2.420	0.846	74.36
16	4	Ray MACDOWALL (M)	BMW E36 Compact 318Ti	1:47.839	6	7	2.501	0.081	74.31
17	2	Lee DENDY-SADLER	BMW E36 Compact 318Ti	1:47.878	4	7	2.540	0.039	74.28
18	77	Steven CHANDLER	BMW E36 Compact 318Ti	1:47.896	7	7	2.558	0.018	74.27
19	22	Nick EDMOND (M)	BMW E36 Compact 318Ti	1:47.907	7	7	2.569	0.011	74.26
20	75	Thomas LANGFORD	BMW E36 Compact 318Ti	1:47.978	5	8	2.640	0.071	74.21
21	84	Luke BROWES	BMW E36 Compact 318Ti	1:48.000	5	7	2.662	0.022	74.20
22	9	Martin GADSBY (M)	BMW E36 Compact 318Ti	1:48.228	7	7	2.890	0.228	74.04
23	79	James STANBURY	BMW E36 Compact 318Ti	1:48.518	7	7	3.180	0.290	73.84
24	7	Aaron MORGAN	BMW E36 Compact 318Ti	1:48.539	4	7	3.201	0.021	73.83
25	8	Craig JAMIESON (M)	BMW E36 Compact 318Ti	1:48.778	6	6	3.440	0.239	73.66
26	15	Jim BARRATT (M)	BMW E36 Compact 318Ti	1:48.872	5	7	3.534	0.094	73.60
27	666	Rhys CLAYDON	BMW E36 Compact 318Ti	1:49.284	7	7	3.946	0.412	73.32
28	35	Jon KING	BMW E36 Compact 318Ti	1:49.656	6	7	4.318	0.372	73.07
29	45	Brendan MURPHY (M)	BMW E36 Compact 318Ti	1:50.095	5	7	4.757	0.439	72.78
30	17	William DAVISON	BMW E36 Compact 318Ti	1:50.108	5	7	4.770	0.013	72.77
31	164	Thomas MIDDLETON	BMW E36 Compact 318Ti	1:50.124	7	7	4.786	0.016	72.76
32	91	Craig ARKELL	BMW E36 Compact 318Ti	1:50.134	5	7	4.796	0.010	72.76
33	44*	Andy COOMBS (M)	BMW E36 Compact 318Ti	1:50.602	7	7	5.264	0.468	72.45
34	28	Guy DAVIS	BMW E36 Compact 318Ti	1:51.522	4	7	6.184	0.920	71.85
35	13	Jason BAGLEY	BMW E36 Compact 318Ti	1:51.635	2	6	6.297	0.113	71.78
36	56*	Gregory BARLOW (M)	BMW E36 Compact 318Ti	1:51.662	7	7	6.324	0.027	71.76
37	29	Philip ADCOCK (M)	BMW E36 Compact 318Ti	1:51.673	6	6	6.335	0.011	71.75
38	888	Jon ATTARD	BMW E36 Compact 318Ti	1:52.712	6	6	7.374	1.039	71.09
39	50	Mike BAYLISS (M)	BMW E36 Compact 318Ti	1:54.922	4	7	9.584	2.210	69.73
DQ	11	Alessandro ALBANO	BMW E36 Compact 318Ti						
DQ	99	Phil SHARPE (M)	BMW E36 Compact 318Ti						

Cars 13 & 66 have no working timing transponder. Please fix before racing

Cars 11 & 99 all qualifying times disallowed - Clerk of Course decision

No. 3, 38, 42, 44, 56, 59, 93 - 1 Lap time disallowed; exceeding track limits.

Oulton Park Island
Circuit Length = 2.2260 miles
Start: 08:30 Flag 08:45 End: 08:47

Weather / Track : Bright / Dry

These results are provisional until the conclusion of any judicial and technical matters.

Clerk Of Course :	Timekeeper :
-------------------	--------------

Nankang Tyres BMW Compact Cup

QUALIFYING - LAP ANALYSIS

DIFF = Difference To Personal Best Lap

P1 59 Ian JONES				
LAP	LAP TIME	DIFF	MPH	TIME OF DAY
1 -	1:46.670	1.332	75.12	08:33:40.027
2 -	1:46.745	1.407	75.07	08:35:26.772
3 -	1:45.376 D	0.038	76.04	08:37:12.148
4 -	1:45.721 (2)	0.383	75.79	08:38:57.869
5 -	1:46.643 (3)	1.305	75.14	08:40:44.512
6 -	1:46.690	1.352	75.11	08:42:31.202
7 -	1:45.338 (1)		76.07	08:44:16.540
8 -	1:50.169	4.831	72.73	08:46:06.709

P2 93 David MAY (M)				
LAP	LAP TIME	DIFF	MPH	TIME OF DAY
1 -	1:47.609	2.192	74.46	08:33:45.979
2 -	1:46.538	1.121	75.21	08:35:32.517
3 -	1:46.502	1.085	75.24	08:37:19.019
4 -	1:45.591 (2)	0.174	75.89	08:39:04.610
5 -	1:46.614	1.197	75.16	08:40:51.224
6 -	1:45.417 (1)		76.01	08:42:36.641
7 -	1:46.442 (3)	1.025	75.28	08:44:23.083
8 -	1:45.380 D		76.04	08:46:08.463

P3 64 Steven DAILLY				
LAP	LAP TIME	DIFF	MPH	TIME OF DAY
1 -	1:46.408	0.909	75.31	08:33:40.340
2 -	1:46.801	1.302	75.03	08:35:27.141
3 -	1:45.499 (1)		75.95	08:37:12.640
4 -	1:45.634 (2)	0.135	75.86	08:38:58.274
5 -	1:45.678	0.179	75.83	08:40:43.952
6 -	1:45.666 (3)	0.167	75.83	08:42:29.618
7 -	1:56.977	11.478	68.50	08:44:26.595
8 -	1:46.076	0.577	75.54	08:46:12.671

P4 96 Ben HUNTLEY				
LAP	LAP TIME	DIFF	MPH	TIME OF DAY
1 -	1:46.885	1.264	74.97	08:33:43.471
2 -	1:47.815	2.194	74.32	08:35:31.286
3 -	1:46.600	0.979	75.17	08:37:17.886
4 -	1:45.732 (2)	0.111	75.79	08:39:03.618
5 -	1:46.023 (3)	0.402	75.58	08:40:49.641
6 -	1:45.621 (1)		75.87	08:42:35.262
7 -	1:46.703	1.082	75.10	08:44:21.965
8 -	1:46.196	0.575	75.46	08:46:08.161

P5 66 Keith TOWERS (M)				
LAP	LAP TIME	DIFF	MPH	TIME OF DAY
1 -	1:50.853	5.017	72.29	08:33:53.122
2 -	1:47.386	1.550	74.62	08:35:40.508
3 -	1:48.315	2.479	73.98	08:37:28.823
4 -	1:45.836 (1)		75.71	08:39:14.659
5 -	1:46.546 (2)	0.710	75.21	08:41:01.205
6 -	1:46.625 (3)	0.789	75.15	08:42:47.830
7 -	1:47.131	1.295	74.80	08:44:34.961
8 -	1:47.423	1.587	74.59	08:46:22.384

P6 16 Tom GRIFFITHS				
LAP	LAP TIME	DIFF	MPH	TIME OF DAY
1 -	1:48.095	2.206	74.13	08:33:50.239
2 -	1:46.861	0.972	74.99	08:35:37.100

DIFF = Difference To Personal Best Lap

3 -	1:46.160 (2)	0.271	75.48	08:37:23.260
4 -	1:45.889 (1)		75.67	08:39:09.149
5 -	1:50.117	4.228	72.77	08:40:59.266
6 -	1:46.161 (3)	0.272	75.48	08:42:45.427
7 -	1:47.286	1.397	74.69	08:44:32.713
8 -	1:46.299	0.410	75.38	08:46:19.012

P7 55 Wayne FLINT				
LAP	LAP TIME	DIFF	MPH	TIME OF DAY
1 -	1:48.650	2.589	73.75	08:33:54.099
2 -	1:47.261 (3)	1.200	74.71	08:35:41.360
3 -	1:48.286	2.225	74.00	08:37:29.646
4 -	1:46.061 (1)		75.55	08:39:15.707
5 -	1:46.655 (2)	0.594	75.13	08:41:02.362
6 -	1:57.167	11.106	68.39	08:42:59.529
7 -	2:16.045 P	29.984	58.90	08:45:15.574

P8 42 Mark SKEATS (M)				
LAP	LAP TIME	DIFF	MPH	TIME OF DAY
1 -	1:48.185	2.050	74.07	08:33:48.383
2 -	1:47.446	1.311	74.58	08:35:35.829
3 -	1:46.256 (2)	0.121	75.41	08:37:22.085
4 -	1:46.135 (1)		75.50	08:39:08.220
5 -	1:46.345 D	0.210	75.35	08:40:54.565
6 -	1:46.686	0.551	75.11	08:42:41.251
7 -	1:46.510 (3)	0.375	75.23	08:44:27.761
8 -	1:46.894	0.759	74.96	08:46:14.655

P9 38 Matthew PARKES				
LAP	LAP TIME	DIFF	MPH	TIME OF DAY
1 -	1:48.045	1.808	74.16	08:33:52.591
2 -	1:47.315	1.078	74.67	08:35:39.906
3 -	1:47.857	1.620	74.29	08:37:27.763
4 -	1:46.237 (1)		75.43	08:39:14.000
5 -	1:49.245	3.008	73.35	08:41:03.245
6 -	1:46.858 (3)	0.621	74.99	08:42:50.103
7 -	1:46.796 (2)	0.559	75.03	08:44:36.899
8 -	1:46.375 D	0.138	75.33	08:46:23.274

P10 10 Gordon MACMILLAN (M)				
LAP	LAP TIME	DIFF	MPH	TIME OF DAY
1 -	1:50.525	3.909	72.50	08:35:00.949
2 -	1:49.003	2.387	73.51	08:36:49.952
3 -	1:48.845	2.229	73.62	08:38:38.797
4 -	1:46.616 (1)		75.16	08:40:25.413
5 -	1:47.389	0.773	74.62	08:42:12.802
6 -	1:46.677 (2)	0.061	75.12	08:43:59.479
7 -	1:46.795 (3)	0.179	75.03	08:45:46.274

P11 3 Matt FLOWERS				
LAP	LAP TIME	DIFF	MPH	TIME OF DAY
1 -	1:49.387	2.622	73.25	08:34:02.135
2 -	1:47.077 (3)	0.312	74.83	08:35:49.212
3 -	1:47.217	0.452	74.74	08:37:36.429
4 -	1:46.945 (2)	0.180	74.93	08:39:23.374
5 -	1:49.168	2.403	73.40	08:41:12.542
6 -	1:47.975	1.210	74.21	08:43:00.517
7 -	1:46.765 (1)		75.05	08:44:47.282
8 -	1:47.150 D	0.385	74.78	08:46:34.432

Oulton Park Island

Circuit Length = 2.2260 miles

Start: 08:30 Flag 08:45 End: 08:47

Weather / Track : Bright / Dry

Nankang Tyres BMW Compact Cup

QUALIFYING - LAP ANALYSIS

DIFF = Difference To Personal Best Lap

P12 65 Mike DOBLE (M)				
LAP	LAP TIME	DIFF	MPH	TIME OF DAY
1 -	1:48.147	1.341	74.09	08:33:59.743
2 -	1:47.127 (2)	0.321	74.80	08:35:46.870
3 -	1:47.583	0.777	74.48	08:37:34.453
4 -	1:47.559 (3)	0.753	74.50	08:39:22.012
5 -	1:47.689	0.883	74.41	08:41:09.701
6 -	1:48.169	1.363	74.08	08:42:57.870
7 -	1:48.450	1.644	73.89	08:44:46.320
8 -	1:46.806 (1)		75.02	08:46:33.126

P13 88 Mikey DOBLE				
LAP	LAP TIME	DIFF	MPH	TIME OF DAY
1 -	1:48.706	1.859	73.71	08:33:54.646
2 -	1:47.859	1.012	74.29	08:35:42.505
3 -	1:47.896	1.049	74.27	08:37:30.401
4 -	1:47.164	0.317	74.77	08:39:17.565
5 -	1:47.126 (2)	0.279	74.80	08:41:04.691
6 -	1:47.159 (3)	0.312	74.78	08:42:51.850
7 -	1:47.542	0.695	74.51	08:44:39.392
8 -	1:46.847 (1)		75.00	08:46:26.239

P14 40 David SHARP				
LAP	LAP TIME	DIFF	MPH	TIME OF DAY
1 -	1:49.923	3.011	72.90	08:35:00.788
2 -	1:49.555	2.643	73.14	08:36:50.343
3 -	1:49.034	2.122	73.49	08:38:39.377
4 -	1:46.912 (1)		74.95	08:40:26.289
5 -	1:48.289	1.377	74.00	08:42:14.578
6 -	1:47.989 (3)	1.077	74.20	08:44:02.567
7 -	1:47.629 (2)	0.717	74.45	08:45:50.196

P15 63 Tim SCOTT ANDREWS				
LAP	LAP TIME	DIFF	MPH	TIME OF DAY
1 -	1:51.043	3.285	72.16	08:35:04.562
2 -	1:49.835	2.077	72.96	08:36:54.397
3 -	1:48.931	1.173	73.56	08:38:43.328
4 -	1:48.015 (2)	0.257	74.18	08:40:31.343
5 -	1:48.134 (3)	0.376	74.10	08:42:19.477
6 -	1:47.758 (1)		74.36	08:44:07.235
7 -	1:49.452	1.694	73.21	08:45:56.687

P16 4 Ray MACDOWALL (M)				
LAP	LAP TIME	DIFF	MPH	TIME OF DAY
1 -	1:53.545	5.706	70.57	08:35:03.560
2 -	1:49.654	1.815	73.08	08:36:53.214
3 -	1:48.692	0.853	73.72	08:38:41.906
4 -	1:48.500 (3)	0.661	73.85	08:40:30.406
5 -	1:48.222 (2)	0.383	74.04	08:42:18.628
6 -	1:47.839 (1)		74.31	08:44:06.467
7 -	1:49.600	1.761	73.11	08:45:56.067

P17 2 Lee DENDY-SADLER				
LAP	LAP TIME	DIFF	MPH	TIME OF DAY
1 -	1:51.497	3.619	71.87	08:35:20.537
2 -	1:48.703 (2)	0.825	73.72	08:37:09.240
3 -	1:50.011	2.133	72.84	08:38:59.251
4 -	1:47.878 (1)		74.28	08:40:47.129
5 -	1:48.825 (3)	0.947	73.63	08:42:35.954

DIFF = Difference To Personal Best Lap

6 -	1:50.268	2.390	72.67	08:44:26.222
7 -	1:49.203	1.325	73.38	08:46:15.425

P18 77 Steven CHANDLER				
LAP	LAP TIME	DIFF	MPH	TIME OF DAY
1 -	1:53.440	5.544	70.64	08:35:06.296
2 -	1:50.080	2.184	72.79	08:36:56.376
3 -	1:49.637	1.741	73.09	08:38:46.013
4 -	1:49.711	1.815	73.04	08:40:35.724
5 -	1:48.512 (2)	0.616	73.84	08:42:24.236
6 -	1:48.791 (3)	0.895	73.66	08:44:13.027
7 -	1:47.896 (1)		74.27	08:46:00.923

P19 22 Nick EDMOND (M)				
LAP	LAP TIME	DIFF	MPH	TIME OF DAY
1 -	1:53.403	5.496	70.66	08:35:11.330
2 -	1:52.664	4.757	71.12	08:37:03.994
3 -	1:51.235	3.328	72.04	08:38:55.229
4 -	1:49.408	1.501	73.24	08:40:44.637
5 -	1:48.528 (2)	0.621	73.83	08:42:33.165
6 -	1:49.214 (3)	1.307	73.37	08:44:22.379
7 -	1:47.907 (1)		74.26	08:46:10.286

P20 75 Thomas LANGFORD				
LAP	LAP TIME	DIFF	MPH	TIME OF DAY
1 -	1:52.470	4.492	71.25	08:34:03.139
2 -	1:48.245 (3)	0.267	74.03	08:35:51.384
3 -	1:48.037 (2)	0.059	74.17	08:37:39.421
4 -	1:49.207	1.229	73.37	08:39:28.628
5 -	1:47.978 (1)		74.21	08:41:16.606
6 -	1:48.468	0.490	73.87	08:43:05.074
7 -	1:48.538	0.560	73.83	08:44:53.612
8 -	1:49.050	1.072	73.48	08:46:42.662

P21 84 Luke BROWES				
LAP	LAP TIME	DIFF	MPH	TIME OF DAY
1 -	1:50.987	2.987	72.20	08:35:07.800
2 -	1:52.426	4.426	71.27	08:37:00.226
3 -	1:49.374 (3)	1.374	73.26	08:38:49.600
4 -	1:48.172 (2)	0.172	74.08	08:40:37.772
5 -	1:48.000 (1)		74.20	08:42:25.772
6 -	1:49.874	1.874	72.93	08:44:15.646
7 -	1:51.456	3.456	71.89	08:46:07.102

P22 9 Martin GADSBY (M)				
LAP	LAP TIME	DIFF	MPH	TIME OF DAY
1 -	1:54.983	6.755	69.69	08:34:39.002
2 -	1:50.428	2.200	72.56	08:36:29.430
3 -	1:49.426	1.198	73.23	08:38:18.856
4 -	1:48.864 (2)	0.636	73.61	08:40:07.720
5 -	1:49.282 (3)	1.054	73.32	08:41:57.002
6 -	1:49.576	1.348	73.13	08:43:46.578
7 -	1:48.228 (1)		74.04	08:45:34.806

P23 79 James STANBURY				
LAP	LAP TIME	DIFF	MPH	TIME OF DAY
1 -	1:51.789	3.271	71.68	08:35:12.273
2 -	1:50.037 (3)	1.519	72.82	08:37:02.310
3 -	1:51.146	2.628	72.09	08:38:53.456

Oulton Park Island
 Circuit Length = 2.2260 miles
 Start: 08:30 Flag 08:45 End: 08:47

Weather / Track : Bright / Dry

Nankang Tyres BMW Compact Cup

QUALIFYING - LAP ANALYSIS

DIFF = Difference To Personal Best Lap

4 -	1:49.131 (2)	0.613	73.43	08:40:42.587
5 -	1:50.385	1.867	72.59	08:42:32.972
6 -	1:50.755	2.237	72.35	08:44:23.727
7 -	1:48.518 (1)		73.84	08:46:12.245

P24 7 Aaron MORGAN				
LAP	LAP TIME	DIFF	MPH	TIME OF DAY
1 -	1:51.455	2.916	71.89	08:34:07.435
2 -	1:49.691	1.152	73.05	08:35:57.126
3 -	1:49.489 (3)	0.950	73.19	08:37:46.615
4 -	1:48.539 (1)		73.83	08:39:35.154
5 -	1:48.766 (2)	0.227	73.67	08:41:23.920
6 -	1:51.250	2.711	72.03	08:43:15.170
7 -	1:50.395	1.856	72.59	08:45:05.565

P25 8 Craig JAMIESON (M)				
LAP	LAP TIME	DIFF	MPH	TIME OF DAY
1 -	2:00.838 P	12.060	66.31	08:35:32.167
2 -	3:15.388	1:26.610	41.01	08:38:47.555
3 -	1:53.485 (2)	4.707	70.61	08:40:41.040
4 -	2:00.377	11.599	66.57	08:42:41.417
5 -	1:59.293 (3)	10.515	67.17	08:44:40.710
6 -	1:48.778 (1)		73.66	08:46:29.488

P26 11 Alessandro ALBANO				
LAP	LAP TIME	DIFF	MPH	TIME OF DAY
1 -	1:52.553	3.759	71.19	08:34:10.885
2 -	1:50.024 (3)	1.230	72.83	08:36:00.909
3 -	1:49.258 (2)	0.464	73.34	08:37:50.167
4 -	1:48.794 (1)		73.65	08:39:38.961
5 -	1:51.763	2.969	71.70	08:41:30.724
6 -	1:52.208	3.414	71.41	08:43:22.932
7 -	1:52.976	4.182	70.93	08:45:15.908

P27 15 Jim BARRATT (M)				
LAP	LAP TIME	DIFF	MPH	TIME OF DAY
1 -	1:51.972	3.100	71.56	08:34:11.924
2 -	1:50.150	1.278	72.75	08:36:02.074
3 -	1:49.263 (3)	0.391	73.34	08:37:51.337
4 -	1:49.170 (2)	0.298	73.40	08:39:40.507
5 -	1:48.872 (1)		73.60	08:41:29.379
6 -	1:49.733	0.861	73.02	08:43:19.112
7 -	1:49.532	0.660	73.16	08:45:08.644

P28 666 Rhys CLAYDON				
LAP	LAP TIME	DIFF	MPH	TIME OF DAY
1 -	1:52.880	3.596	70.99	08:34:19.739
2 -	1:50.902	1.618	72.25	08:36:10.641
3 -	1:50.811	1.527	72.31	08:38:01.452
4 -	1:49.934 (3)	0.650	72.89	08:39:51.386
5 -	1:49.945	0.661	72.88	08:41:41.331
6 -	1:49.508 (2)	0.224	73.17	08:43:30.839
7 -	1:49.284 (1)		73.32	08:45:20.123

P29 35 Jon KING				
LAP	LAP TIME	DIFF	MPH	TIME OF DAY
1 -	1:58.435	8.779	67.66	08:34:41.905
2 -	1:56.584	6.928	68.73	08:36:38.489
3 -	1:53.066	3.410	70.87	08:38:31.555

DIFF = Difference To Personal Best Lap

4 -	1:51.615 (3)	1.959	71.79	08:40:23.170
5 -	1:51.906	2.250	71.61	08:42:15.076
6 -	1:49.656 (1)		73.07	08:44:04.732
7 -	1:50.310 (2)	0.654	72.64	08:45:55.042

P30 45 Brendan MURPHY (M)				
LAP	LAP TIME	DIFF	MPH	TIME OF DAY
1 -	1:58.623	8.528	67.55	08:34:33.374
2 -	1:51.605	1.510	71.80	08:36:24.979
3 -	1:51.197	1.102	72.06	08:38:16.176
4 -	1:50.254 (2)	0.159	72.68	08:40:06.430
5 -	1:50.095 (1)		72.78	08:41:56.525
6 -	1:53.203	3.108	70.78	08:43:49.728
7 -	1:50.759 (3)	0.664	72.35	08:45:40.487

P31 17 William DAVISON				
LAP	LAP TIME	DIFF	MPH	TIME OF DAY
1 -	1:51.397	1.289	71.93	08:35:14.273
2 -	1:51.518	1.410	71.85	08:37:05.791
3 -	1:54.404	4.296	70.04	08:39:00.195
4 -	1:51.369	1.261	71.95	08:40:51.564
5 -	1:50.108 (1)		72.77	08:42:41.672
6 -	1:50.904 (2)	0.796	72.25	08:44:32.576
7 -	1:51.202 (3)	1.094	72.06	08:46:23.778

P32 164 Thomas MIDDLETON				
LAP	LAP TIME	DIFF	MPH	TIME OF DAY
1 -	2:02.039	11.915	65.66	08:34:36.464
2 -	1:55.403	5.279	69.44	08:36:31.867
3 -	1:52.943	2.819	70.95	08:38:24.810
4 -	1:52.107	1.983	71.48	08:40:16.917
5 -	1:51.411 (3)	1.287	71.92	08:42:08.328
6 -	1:50.985 (2)	0.861	72.20	08:43:59.313
7 -	1:50.124 (1)		72.76	08:45:49.437

P33 91 Craig ARKELL				
LAP	LAP TIME	DIFF	MPH	TIME OF DAY
1 -	1:59.196	9.062	67.23	08:34:52.241
2 -	1:54.568	4.434	69.94	08:36:46.809
3 -	1:54.237	4.103	70.14	08:38:41.046
4 -	1:52.484	2.350	71.24	08:40:33.530
5 -	1:50.134 (1)		72.76	08:42:23.664
6 -	1:52.428 (3)	2.294	71.27	08:44:16.092
7 -	1:52.016 (2)	1.882	71.53	08:46:08.108

P34 44 Andy COOMBS (M)				
LAP	LAP TIME	DIFF	MPH	TIME OF DAY
1 -	1:54.616	4.014	69.91	08:35:13.828
2 -	1:51.369 (3)	0.767	71.95	08:37:05.197
3 -	1:52.011	1.409	71.54	08:38:57.208
4 -	1:52.293 D	1.691	71.36	08:40:49.501
5 -	1:50.640 (2)	0.038	72.42	08:42:40.141
6 -	1:52.024	1.422	71.53	08:44:32.165
7 -	1:50.602 (1)		72.45	08:46:22.767

P35 28 Guy DAVIS				
LAP	LAP TIME	DIFF	MPH	TIME OF DAY
1 -	1:58.860	7.338	67.42	08:34:39.812
2 -	1:52.573 (3)	1.051	71.18	08:36:32.385

Weather / Track : Bright / Dry

Oulton Park Island
Circuit Length = 2.2260 miles
Start: 08:30 Flag 08:45 End: 08:47

Nankang Tyres BMW Compact Cup

QUALIFYING - STATISTICS

Competitors Started 41
Planned Start 2019-04-13 @ 08:30:00.000
Actual Start 2019-04-13 @ 08:30:01.935
Finish Time 2019-04-13 @ 08:45:03.615
Track Length 2.2260mi.
Total Laps 295
Total Distance Covered 656.6700mi.

Session Fastest Lap History

NO	NAME	LAP TIME	TIME OF DAY	LAP	VEHICLE
59	Ian JONES	1:46.670	08:33:40.040	1	BMW E36 Compact 318Ti
64	Steven DAILLY	1:46.408	08:33:40.356	1	BMW E36 Compact 318Ti
64	Steven DAILLY	1:45.499	08:37:12.657	3	BMW E36 Compact 318Ti
93	David MAY (M)	1:45.417	08:42:36.659	6	BMW E36 Compact 318Ti
59	Ian JONES	1:45.338	08:44:16.554	7	BMW E36 Compact 318Ti

Flag History

TYPE	TIME OF DAY
GREEN	08:30:01.935
FINISH	08:45:03.615

Flag Statistics

TYPE	COUNT	TOTAL LAPS	TOTAL TIME
Green	1	8	17:18.348
Red	0	0	0.000
Safety Car	0	0	0.000
FCY	0	0	0.000

Weather / Track : Bright / Dry


These results are provisional until the conclusion of any judicial and technical matters.

Oulton Park Island
Circuit Length = 2.2260 miles
Start: 08:30 Flag 08:45 End: 08:47

Clerk Of Course :	Timekeeper :
-------------------	--------------

Nankang Tyres BMW Compact Cup - Group A & B

RACE 1 - GRID (15 minutes) - AMENDED

ROW 16	31	11 + 10 second delay 1:48.794 Alessandro ALBANO		
ROW 15				
ROW 14	27	50 1:54.922 Mike BAYLISS (M)		
ROW 13	25	29 1:51.673 Philip ADCOCK (M)	26	888 1:52.712 Jon ATTARD
ROW 12	23	28 1:51.522 Guy DAVIS	24	56 1:51.662 Gregory BARLOW (M)
ROW 11	21	164 1:50.124 Thomas MIDDLETON	22	44 1:50.602 Andy COOMBS (M)
ROW 10	19	35 1:49.656 Jon KING	20	17 1:50.108 William DAVISON
ROW 9	17	8 1:48.778 Craig JAMIESON (M)	18	666 1:49.284 Rhys CLAYDON
ROW 8	15	9 1:48.228 Martin GADSBY (M)	16	79 1:48.518 James STANBURY
ROW 7	13	22 1:47.907 Nick EDMOND (M)	14	75 1:47.978 Thomas LANGFORD
ROW 6	11	4 1:47.839 Ray MACDOWALL (M)	12	2 1:47.878 Lee DENDY-SADLER
ROW 5	9	88 1:46.847 Mikey DOBLE	10	40 1:46.912 David SHARP
ROW 4	7	10 1:46.616 Gordon MACMILLAN (M)	8	3 1:46.765 Matt FLOWERS
ROW 3	5	55 1:46.061 Wayne FLINT	6	42 1:46.135 Mark SKEATS (M)
ROW 2	3	96 1:45.621 Ben HUNTLEY	4	66 1:45.836 Keith TOWERS (M)
ROW 1	1	59 1:45.338 Ian JONES	2	93 1:45.417 David MAY (M)
Pole				
				


Oulton Park Island
Circuit Length = 2.2260 miles

These results are provisional until the conclusion of any judicial and technical matters.

Clerk Of Course :		Timekeeper :	
-------------------	--	--------------	--

Nankang Tyres BMW Compact Cup - Group B & C

RACE 4 - GRID (15 minutes) - AMENDED

ROW 15	29	11	+ 10 second delay 1:48.794 Alessandro ALBANO	30	91	+10 second delay 1:50.134 Craig ARKELL	
ROW 14							
ROW 13	25	50	1:54.922 Mike BAYLISS (M)				
ROW 12		23	29	1:51.673 Philip ADCOCK (M)	24	99	1:51.698 Phil SHARPE (M)
ROW 11	21	28	1:51.522 Guy DAVIS	22	13	1:51.635 Jason BAGLEY	
ROW 10		19	45	1:50.095 Brendan MURPHY (M)	20	164	1:50.124 Thomas MIDDLETON
ROW 9	17	15	1:48.872 Jim BARRATT (M)	18	35	1:49.656 Jon KING	
ROW 8		15	79	1:48.518 James STANBURY	16	7	1:48.539 Aaron MORGAN
ROW 7	13	75	1:47.978 Thomas LANGFORD	14	84	1:48.000 Luke BROWES	
ROW 6		11	2	1:47.878 Lee DENDY-SADLER	12	77	1:47.896 Steven CHANDLER
ROW 5	9	40	1:46.912 David SHARP	10	63	1:47.758 Tim SCOTT ANDREWS	
ROW 4		7	3	1:46.765 Matt FLOWERS	8	65	1:46.806 Mike DOBLE (M)
ROW 3	5	42	1:46.135 Mark SKEATS (M)	6	38	1:46.237 Matthew PARKES	
ROW 2		3	66	1:45.836 Keith TOWERS (M)	4	16	1:45.889 Tom GRIFFITHS
ROW 1	1	93	1:45.417 David MAY (M)	2	64	1:45.499 Steven DAILLY	
Pole							
							


Oulton Park Island
Circuit Length = 2.2260 miles

These results are provisional until the conclusion of any judicial and technical matters.

Clerk Of Course :		Timekeeper :	
-------------------	--	--------------	--

Nankang Tyres BMW Compact Cup - Group A & C

RACE 8 - GRID (15 minutes) - AMENDED

ROW 15	29	91	+ 10 second delay 1:50.134 Craig ARKELL				
ROW 14							
ROW 13	25	99	1:51.698 Phil SHARPE (M)	26	888	1:52.712 Jon ATTARD	
ROW 12		23	13	1:51.635 Jason BAGLEY	24	56	1:51.662 Gregory BARLOW (M)
ROW 11	21	17	1:50.108 William DAVISON	22	44	1:50.602 Andy COOMBS (M)	
ROW 10		19	666	1:49.284 Rhys CLAYDON	20	45	1:50.095 Brendan MURPHY (M)
ROW 9	17	8	1:48.778 Craig JAMIESON (M)	18	15	1:48.872 Jim BARRATT (M)	
ROW 8		15	9	1:48.228 Martin GADSBY (M)	16	7	1:48.539 Aaron MORGAN
ROW 7	13	22	1:47.907 Nick EDMOND (M)	14	84	1:48.000 Luke BROWES	
ROW 6		11	4	1:47.839 Ray MACDOWALL (M)	12	77	1:47.896 Steven CHANDLER
ROW 5	9	88	1:46.847 Mikey DOBLE	10	63	1:47.758 Tim SCOTT ANDREWS	
ROW 4		7	10	1:46.616 Gordon MACMILLAN (M)	8	65	1:46.806 Mike DOBLE (M)
ROW 3	5	55	1:46.061 Wayne FLINT	6	38	1:46.237 Matthew PARKES	
ROW 2		3	96	1:45.621 Ben HUNTLEY	4	16	1:45.889 Tom GRIFFITHS
ROW 1	1	59	1:45.338 Ian JONES	2	64	1:45.499 Steven DAILLY	
Pole							
							

Oulton Park Island
Circuit Length = 2.2260 miles

These results are provisional until the conclusion of any judicial and technical matters.

Clerk Of Course :		Timekeeper :	
-------------------	--	--------------	--

Nankang Tyres BMW Compact Cup - Group A & B

RACE 1 - CLASSIFICATION

POS	NO	CL	PIC NAME	ENTRY	LAPS	TIME	GAP	DIFF	MPH	BEST	ON
1	59	A	1 Ian JONES	BMW E36 Compact 318Ti	9	16:01.767			74.98	1:45.940	5
2	93	B	1 David MAY (M)	BMW E36 Compact 318Ti	9	16:04.206	2.439	2.439	74.79	1:45.494	7
3	96	A	2 Ben HUNTLEY	BMW E36 Compact 318Ti	9	16:04.618	2.851	0.412	74.76	1:45.436	8
4	42	B	2 Mark SKEATS (M)	BMW E36 Compact 318Ti	9	16:08.137	6.370	3.519	74.49	1:46.280	7
5	66	B	3 Keith TOWERS (M)	BMW E36 Compact 318Ti	9	16:11.333	9.566	3.196	74.25	1:46.100	7
6	55	A	3 Wayne FLINT	BMW E36 Compact 318Ti	9	16:13.374	11.607	2.041	74.09	1:45.644	5
7	40	B	4 David SHARP	BMW E36 Compact 318Ti	9	16:18.854	17.087	5.480	73.68	1:47.056	3
8	88	A	4 Mikey DOBLE	BMW E36 Compact 318Ti	9	16:25.154	23.387	6.300	73.20	1:47.587	4
9	22	A	5 Nick EDMOND (M)	BMW E36 Compact 318Ti	9	16:35.654	33.887	10.500	72.43	1:49.046	6
10	9	A	6 Martin GADSBY (M)	BMW E36 Compact 318Ti	9	16:36.020	34.253	0.366	72.41	1:48.898	5
11	2	B	5 Lee DENDY-SADLER	BMW E36 Compact 318Ti	9	16:39.210	37.443	3.190	72.17	1:47.964	6
12	164*	B	6 Thomas MIDDLETON	BMW E36 Compact 318Ti	9	16:49.211	47.444	10.001	71.46	1:48.090	8
13	79	B	7 James STANBURY	BMW E36 Compact 318Ti	9	16:49.471	47.704	0.260	71.44	1:49.168	3
14	11	B	8 Alessandro ALBANO	BMW E36 Compact 318Ti	9	16:51.333	49.566	1.862	71.31	1:48.553	7
15	4	A	7 Ray MACDOWALL (M)	BMW E36 Compact 318Ti	9	16:53.887	52.120	2.554	71.13	1:50.988	3
16	17	A	8 William DAVISON	BMW E36 Compact 318Ti	9	16:56.107	54.340	2.220	70.97	1:48.497	8
17	666	A	9 Rhys CLAYDON	BMW E36 Compact 318Ti	9	17:00.560	58.793	4.453	70.66	1:48.380	3
18	44	A	10 Andy COOMBS (M)	BMW E36 Compact 318Ti	9	17:00.892	59.125	0.332	70.64	1:49.700	5
19	56	A	11 Gregory BARLOW (M)	BMW E36 Compact 318Ti	9	17:01.472	59.705	0.580	70.60	1:50.494	7
20	29	B	9 Philip ADCOCK (M)	BMW E36 Compact 318Ti	9	17:10.424	1:08.657	8.952	69.99	1:51.686	8
21	28	B	10 Guy DAVIS	BMW E36 Compact 318Ti	9	17:11.339	1:09.572	0.915	69.93	1:49.864	8
22	888	A	12 Jon ATTARD	BMW E36 Compact 318Ti	9	17:11.890	1:10.123	0.551	69.89	1:49.725	8
23	35	B	11 Jon KING	BMW E36 Compact 318Ti	9	17:12.800	1:11.033	0.910	69.83	1:49.804	9
24	50	B	12 Mike BAYLISS (M)	BMW E36 Compact 318Ti	9	17:33.406	1:31.639	20.606	68.46	1:52.822	4
25	10	A	13 Gordon MACMILLAN (M)	BMW E36 Compact 318Ti	8	16:16.766	1 Lap	1 Lap	73.83	1:46.976	5

NOT CLASSIFIED

DNF	75	B	Thomas LANGFORD	BMW E36 Compact 318Ti	8	14:33.648	1 Lap		73.38	1:47.427	5
DNF	3	B	Matt FLOWERS	BMW E36 Compact 318Ti	2	3:56.712	7 Laps	6 Laps	67.70	1:48.225	2
DNF	8	A	Craig JAMIESON (M)	BMW E36 Compact 318Ti	0						

FASTEST LAP

96	A	Ben HUNTLEY	BMW E36 Compact 318Ti	8	1:45.436	76.00 mph	122.31 kph
93	B	David MAY (M)	BMW E36 Compact 318Ti	7	1:45.494	75.96 mph	122.24 kph

Car 164 - 10 second start time penalty

Car 10 - 1 lap disallowed for taking Fosters circuit

Weather / Track : Bright / Dry

These results are provisional until the conclusion of any judicial and technical matters.

Oulton Park Island

Circuit Length = 2.2260 miles

Start: 10:42 Flag 10:58 End: 11:00

Clerk Of Course :	Timekeeper :
-------------------	--------------

Nankang Tyres BMW Compact Cup - Group A & B

RACE 1 - LAP CHART

LAP 1 @ 10:44:26.189			LAP 2 @ 10:46:12.226			LAP 3 @ 10:47:58.486			LAP 4 @ 10:49:44.667			LAP 5 @ 10:51:30.607		
NO	BEHIND	LAP TIME	NO	BEHIND	LAP TIME	NO	BEHIND	LAP TIME	NO	BEHIND	LAP TIME	NO	BEHIND	LAP TIME
59		1:52.771	59		1:46.037	59		1:46.260	59		1:46.181	59		1:45.940
93	0.910	1:53.681	93	1.603	1:46.730	93	1.996	1:46.653	55	2.584	1:46.362	55	2.288	1:45.644
55	1.471	1:54.242	55	1.978	1:46.544	55	2.403	1:46.685	93	3.031	1:47.216	93	3.152	1:46.061
42	2.359	1:55.130	96	3.355	1:46.882	96	2.971	1:45.876	96	3.237	1:46.447	96	3.844	1:46.547
96	2.510	1:55.281	42	4.124	1:47.802	42	4.300	1:46.436	42	4.901	1:46.782	42	5.331	1:46.370
40	3.791	1:56.562	40	5.008	1:47.254	40	5.804	1:47.056	66	7.562	1:47.311	66	7.982	1:46.360
10	3.967	1:56.738	10	6.054	1:48.124	66	6.432	1:46.461	40	7.802	1:48.179	40	9.487	1:47.625
66	4.919	1:57.690	66	6.231	1:47.349	10	7.938	1:48.144	10	9.053	1:47.296	10	10.089	1:46.976
75	5.031	1:57.802	75	7.900	1:48.906	75	9.896	1:48.256	75	11.337	1:47.622	75	12.824	1:47.427
88	5.563	1:58.334	88	8.031	1:48.505	88	10.219	1:48.448	88	11.625	1:47.587	88	13.319	1:47.634
22	8.126	2:00.897	22	11.686	1:49.597	22	14.672	1:49.246	22	17.961	1:49.470	22	21.222	1:49.201
4	8.493	2:01.264	9	13.072	1:50.261	9	15.790	1:48.978	9	18.626	1:49.017	9	21.584	1:48.898
9	8.848	2:01.619	4	14.614	1:52.158	164	18.725	1:49.985	164	22.346	1:49.802	164	26.157	1:49.751
164	11.151	2:03.922	164	15.000	1:49.886	4	19.342	1:50.988	4	25.281	1:52.120	2	27.569	1:48.166
28	11.847	2:04.618	666	17.563	1:49.365	666	19.683	1:48.380	2	25.343	1:49.926	79	29.861	1:50.078
79	12.696	2:05.467	3	17.904	1:48.225	79	21.364	1:49.168	79	25.723	1:50.540	4	30.830	1:51.489
666	14.235	2:07.006	79	18.456	1:51.797	2	21.598	1:48.756	11	32.339	1:51.183	11	36.096	1:49.697
17	14.602	2:07.373	28	18.988	1:53.178	11	27.337	1:51.495	29	35.021	1:53.488	56	40.118	1:50.854
2	14.915	2:07.686	2	19.102	1:50.224	29	27.714	1:52.433	56	35.204	1:53.411	29	40.809	1:51.728
29	15.134	2:07.905	29	21.541	1:52.444	56	27.974	1:52.463	44	37.297	1:51.864	44	41.057	1:49.700
56	15.535	2:08.306	56	21.771	1:52.273	44	31.614	1:53.104	17	37.468	1:50.919	17	41.226	1:49.698
3	15.716	2:08.487	11	22.102	1:49.726	17	32.730	1:53.743	50	41.436	1:52.822	666	46.253	1:49.183
44	15.855	2:08.626	35	24.393	1:53.814	50	34.795	1:54.558	28	41.506	1:52.757	50	48.900	1:53.404
35	16.616	2:09.387	44	24.770	1:54.952	28	34.930	2:02.202	666	43.010	2:09.508	28	49.227	1:53.661
11	18.413	2:11.184	17	25.247	1:56.682	888	36.103	1:54.874	888	44.360	1:54.438	888	50.511	1:52.091
50	19.164	2:11.935	50	26.497	1:53.370	35	42.762	2:04.629	35	47.843	1:51.262	35	54.662	1:52.759
888	20.255	2:13.026	888	27.489	1:53.271									

Weather / Track : Bright / Dry

Oulton Park Island
 Circuit Length = 2.2260 miles
 Start: 10:42 Flag 10:58 End: 11:00

Nankang Tyres BMW Compact Cup - Group A & B

RACE 1 - LAP CHART

LAP 6 @ 10:53:16.565			LAP 7 @ 10:55:02.818			LAP 8 @ 10:56:48.953			LAP 9 @ 10:58:35.185		
NO	BEHIND	LAP TIME	NO	BEHIND	LAP TIME	NO	BEHIND	LAP TIME	NO	BEHIND	LAP TIME
59		1:45.958	59		1:46.253	59		1:46.135	59		1:46.232
55	2.678	1:46.348	55	2.399	1:45.974	55	2.140	1:45.876	93	2.439	1:46.176
93	3.793	1:46.599	93	3.034	1:45.494	93	2.495	1:45.596	96	2.851	1:46.149
96	4.088	1:46.202	96	3.633	1:45.798	96	2.934	1:45.436	42	6.370	1:46.438
42	5.798	1:46.425	42	5.825	1:46.280	42	6.164	1:46.474	66	9.566	1:46.932
66	8.275	1:46.251	66	8.122	1:46.100	66	8.866	1:46.879	55	11.607	1:55.699
40	10.660	1:47.131	40	11.475	1:47.068	40	13.255	1:47.915	10	14.999	1:47.748
10	11.389	1:47.258	10	12.303	1:47.167	10	13.483	1:47.315	40	17.087	1:50.064
75	14.569	1:47.703	75	16.202	1:47.886	75	18.113	1:48.046	88	23.387	1:51.054
88	15.019	1:47.658	88	16.498	1:47.732	88	18.565	1:48.202	22	33.887	1:49.322
22	24.310	1:49.046	22	27.538	1:49.481	22	30.797	1:49.394	9	34.253	1:49.158
9	24.729	1:49.103	9	27.907	1:49.431	9	31.327	1:49.555	2	37.443	1:49.172
164	28.898	1:48.699	2	32.410	1:49.088	2	34.503	1:48.228	164	37.444	1:48.968
2	29.575	1:47.964	164	32.753	1:50.108	164	34.708	1:48.090	79	47.704	1:51.413
79	33.667	1:49.764	79	37.486	1:50.072	79	42.523	1:51.172	11	49.566	1:49.649
4	36.786	1:51.914	4	41.598	1:51.065	11	46.149	1:50.035	4	52.120	1:51.107
11	39.949	1:49.811	11	42.249	1:48.553	4	47.245	1:51.782	17	54.340	1:48.792
56	45.478	1:51.318	17	49.418	1:49.644	17	51.780	1:48.497	666	58.793	1:49.873
44	45.846	1:50.747	56	49.719	1:50.494	44	54.100	1:49.813	44	59.125	1:51.257
17	46.027	1:50.759	44	50.422	1:50.829	56	54.828	1:51.244	56	59.705	1:51.109
29	47.622	1:52.771	666	52.055	1:48.846	666	55.152	1:49.232	29	1:08.657	1:54.946
666	49.462	1:49.167	29	54.392	1:53.023	29	59.943	1:51.686	28	1:09.572	1:50.913
28	55.852	1:52.583	28	1:01.162	1:51.563	28	1:04.891	1:49.864	888	1:10.123	1:50.887
888	56.563	1:52.010	888	1:01.878	1:51.568	888	1:05.468	1:49.725	35	1:11.033	1:49.804
35	59.279	1:50.575	35	1:03.525	1:50.499	35	1:07.461	1:50.071	50	1:31.639	1:54.452
50	1:07.845	2:04.903	50	1:16.018	1:54.426	50	1:23.419	1:53.536			

Weather / Track : Bright / Dry

Nankang Tyres BMW Compact Cup - Group A & B

RACE 1 - LAP ANALYSIS

DIFF = Difference To Personal Best Lap

P1 59 Ian JONES				
LAP	LAP TIME	DIFF	MPH	TIME OF DAY
1 -	1:52.771	6.831	71.06	10:44:26.189
2 -	1:46.037 (3)	0.097	75.57	10:46:12.226
3 -	1:46.260	0.320	75.41	10:47:58.486
4 -	1:46.181	0.241	75.47	10:49:44.667
5 -	1:45.940 (1)		75.64	10:51:30.607
6 -	1:45.958 (2)	0.018	75.62	10:53:16.565
7 -	1:46.253	0.313	75.41	10:55:02.818
8 -	1:46.135	0.195	75.50	10:56:48.953
9 -	1:46.232	0.292	75.43	10:58:35.185

P2 93 David MAY (M)				
LAP	LAP TIME	DIFF	MPH	TIME OF DAY
1 -	1:53.681	8.187	70.49	10:44:27.099
2 -	1:46.730	1.236	75.08	10:46:13.829
3 -	1:46.653	1.159	75.13	10:48:00.482
4 -	1:47.216	1.722	74.74	10:49:47.698
5 -	1:46.061 (3)	0.567	75.55	10:51:33.759
6 -	1:46.599	1.105	75.17	10:53:20.358
7 -	1:45.494 (1)		75.96	10:55:05.852
8 -	1:45.596 (2)	0.102	75.88	10:56:51.448
9 -	1:46.176	0.682	75.47	10:58:37.624

P3 96 Ben HUNTLEY				
LAP	LAP TIME	DIFF	MPH	TIME OF DAY
1 -	1:55.281	9.845	69.51	10:44:28.699
2 -	1:46.882	1.446	74.97	10:46:15.581
3 -	1:45.876 (3)	0.440	75.68	10:48:01.457
4 -	1:46.447	1.011	75.28	10:49:47.904
5 -	1:46.547	1.111	75.21	10:51:34.451
6 -	1:46.202	0.766	75.45	10:53:20.653
7 -	1:45.798 (2)	0.362	75.74	10:55:06.451
8 -	1:45.436 (1)		76.00	10:56:51.887
9 -	1:46.149	0.713	75.49	10:58:38.036

P4 42 Mark SKEATS (M)				
LAP	LAP TIME	DIFF	MPH	TIME OF DAY
1 -	1:55.130	8.850	69.60	10:44:28.548
2 -	1:47.802	1.522	74.33	10:46:16.350
3 -	1:46.436	0.156	75.29	10:48:02.786
4 -	1:46.782	0.502	75.04	10:49:49.568
5 -	1:46.370 (2)	0.090	75.33	10:51:35.938
6 -	1:46.425 (3)	0.145	75.29	10:53:22.363
7 -	1:46.280 (1)		75.40	10:55:08.643
8 -	1:46.474	0.194	75.26	10:56:55.117
9 -	1:46.438	0.158	75.28	10:58:41.555

P5 66 Keith TOWERS (M)				
LAP	LAP TIME	DIFF	MPH	TIME OF DAY
1 -	1:57.690	11.590	68.09	10:44:31.108
2 -	1:47.349	1.249	74.64	10:46:18.457
3 -	1:46.461	0.361	75.27	10:48:04.918
4 -	1:47.311	1.211	74.67	10:49:52.229
5 -	1:46.360 (3)	0.260	75.34	10:51:38.589
6 -	1:46.251 (2)	0.151	75.42	10:53:24.840
7 -	1:46.100 (1)		75.52	10:55:10.940
8 -	1:46.879	0.779	74.97	10:56:57.819
9 -	1:46.932	0.832	74.94	10:58:44.751

DIFF = Difference To Personal Best Lap

P6 55 Wayne FLINT				
LAP	LAP TIME	DIFF	MPH	TIME OF DAY
1 -	1:54.242	8.598	70.14	10:44:27.660
2 -	1:46.544	0.900	75.21	10:46:14.204
3 -	1:46.685	1.041	75.11	10:48:00.889
4 -	1:46.362	0.718	75.34	10:49:47.251
5 -	1:45.644 (1)		75.85	10:51:32.895
6 -	1:46.348	0.704	75.35	10:53:19.243
7 -	1:45.974 (3)	0.330	75.61	10:55:05.217
8 -	1:45.876 (2)	0.232	75.68	10:56:51.093
9 -	1:55.699	10.055	69.26	10:58:46.792

P7 10 Gordon MACMILLAN (M)				
LAP	LAP TIME	DIFF	MPH	TIME OF DAY
1 -	1:56.738	9.762	68.64	10:44:30.156
2 -	1:48.124	1.148	74.11	10:46:18.280
3 -	1:48.144	1.168	74.10	10:48:06.424
4 -	1:47.296	0.320	74.68	10:49:53.720
5 -	1:46.976 (1)		74.91	10:51:40.696
6 -	1:47.258 (3)	0.282	74.71	10:53:27.954
7 -	1:47.167 (2)	0.191	74.77	10:55:15.121
8 -	1:47.315	0.339	74.67	10:57:02.436
9 -	1:47.748	0.772	74.37	10:58:50.184

P8 40 David SHARP				
LAP	LAP TIME	DIFF	MPH	TIME OF DAY
1 -	1:56.562	9.506	68.74	10:44:29.980
2 -	1:47.254	0.198	74.71	10:46:17.234
3 -	1:47.056 (1)		74.85	10:48:04.290
4 -	1:48.179	1.123	74.07	10:49:52.469
5 -	1:47.625	0.569	74.45	10:51:40.094
6 -	1:47.131 (3)	0.075	74.80	10:53:27.225
7 -	1:47.068 (2)	0.012	74.84	10:55:14.293
8 -	1:47.915	0.859	74.25	10:57:02.208
9 -	1:50.064	3.008	72.80	10:58:52.272

P9 88 Mikey DOBLE				
LAP	LAP TIME	DIFF	MPH	TIME OF DAY
1 -	1:58.334	10.747	67.72	10:44:31.752
2 -	1:48.505	0.918	73.85	10:46:20.257
3 -	1:48.448	0.861	73.89	10:48:08.705
4 -	1:47.587 (1)		74.48	10:49:56.292
5 -	1:47.634 (2)	0.047	74.45	10:51:43.926
6 -	1:47.658 (3)	0.071	74.43	10:53:31.584
7 -	1:47.732	0.145	74.38	10:55:19.316
8 -	1:48.202	0.615	74.06	10:57:07.518
9 -	1:51.054	3.467	72.15	10:58:58.572

P10 22 Nick EDMOND (M)				
LAP	LAP TIME	DIFF	MPH	TIME OF DAY
1 -	2:00.897	11.851	66.28	10:44:34.315
2 -	1:49.597	0.551	73.11	10:46:23.912
3 -	1:49.246 (3)	0.200	73.35	10:48:13.158
4 -	1:49.470	0.424	73.20	10:50:02.628
5 -	1:49.201 (2)	0.155	73.38	10:51:51.829
6 -	1:49.046 (1)		73.48	10:53:40.875
7 -	1:49.481	0.435	73.19	10:55:30.356
8 -	1:49.394	0.348	73.25	10:57:19.750
9 -	1:49.322	0.276	73.30	10:59:09.072

Weather / Track : Bright / Dry

Oulton Park Island
Circuit Length = 2.2260 miles
Start: 10:42 Flag 10:58 End: 11:00

Nankang Tyres BMW Compact Cup - Group A & B

RACE 1 - LAP ANALYSIS

DIFF = Difference To Personal Best Lap

P11 9 Martin GADSBY (M)				
LAP	LAP TIME	DIFF	MPH	TIME OF DAY
1 -	2:01.619	12.721	65.89	10:44:35.037
2 -	1:50.261	1.363	72.67	10:46:25.298
3 -	1:48.978 (2)	0.080	73.53	10:48:14.276
4 -	1:49.017 (3)	0.119	73.50	10:50:03.293
5 -	1:48.898 (1)		73.58	10:51:52.191
6 -	1:49.103	0.205	73.44	10:53:41.294
7 -	1:49.431	0.533	73.22	10:55:30.725
8 -	1:49.555	0.657	73.14	10:57:20.280
9 -	1:49.158	0.260	73.41	10:59:09.438

P12 2 Lee DENDY-SADLER				
LAP	LAP TIME	DIFF	MPH	TIME OF DAY
1 -	2:07.686	19.722	62.76	10:44:41.104
2 -	1:50.224	2.260	72.70	10:46:31.328
3 -	1:48.756	0.792	73.68	10:48:20.084
4 -	1:49.926	1.962	72.89	10:50:10.010
5 -	1:48.166 (2)	0.202	74.08	10:51:58.176
6 -	1:47.964 (1)		74.22	10:53:46.140
7 -	1:49.088	1.124	73.45	10:55:35.228
8 -	1:48.228 (3)	0.264	74.04	10:57:23.456
9 -	1:49.172	1.208	73.40	10:59:12.628

P13 164 Thomas MIDDLETON				
LAP	LAP TIME	DIFF	MPH	TIME OF DAY
1 -	2:03.922	15.832	64.66	10:44:37.340
2 -	1:49.886	1.796	72.92	10:46:27.226
3 -	1:49.985	1.895	72.86	10:48:17.211
4 -	1:49.802	1.712	72.98	10:50:07.013
5 -	1:49.751	1.661	73.01	10:51:56.764
6 -	1:48.699 (2)	0.609	73.72	10:53:45.463
7 -	1:50.108	2.018	72.77	10:55:35.571
8 -	1:48.090 (1)		74.13	10:57:23.661
9 -	1:48.968 (3)	0.878	73.54	10:59:12.629

P14 79 James STANBURY				
LAP	LAP TIME	DIFF	MPH	TIME OF DAY
1 -	2:05.467	16.299	63.87	10:44:38.885
2 -	1:51.797	2.629	71.67	10:46:30.682
3 -	1:49.168 (1)		73.40	10:48:19.850
4 -	1:50.540	1.372	72.49	10:50:10.390
5 -	1:50.078	0.910	72.79	10:52:00.468
6 -	1:49.764 (2)	0.596	73.00	10:53:50.232
7 -	1:50.072 (3)	0.904	72.80	10:55:40.304
8 -	1:51.172	2.004	72.08	10:57:31.476
9 -	1:51.413	2.245	71.92	10:59:22.889

P15 11 Alessandro ALBANO				
LAP	LAP TIME	DIFF	MPH	TIME OF DAY
1 -	2:11.184	22.631	61.08	10:44:44.602
2 -	1:49.726	1.173	73.03	10:46:34.328
3 -	1:51.495	2.942	71.87	10:48:25.823
4 -	1:51.183	2.630	72.07	10:50:17.006
5 -	1:49.697 (3)	1.144	73.05	10:52:06.703
6 -	1:49.811	1.258	72.97	10:53:56.514
7 -	1:48.553 (1)		73.82	10:55:45.067
8 -	1:50.035	1.482	72.82	10:57:35.102
9 -	1:49.649 (2)	1.096	73.08	10:59:24.751

DIFF = Difference To Personal Best Lap

P16 4 Ray MACDOWALL (M)				
LAP	LAP TIME	DIFF	MPH	TIME OF DAY
1 -	2:01.264	10.276	66.08	10:44:34.682
2 -	1:52.158	1.170	71.44	10:46:26.840
3 -	1:50.988 (1)		72.20	10:48:17.828
4 -	1:52.120	1.132	71.47	10:50:09.948
5 -	1:51.489	0.501	71.87	10:52:01.437
6 -	1:51.914	0.926	71.60	10:53:53.351
7 -	1:51.065 (2)	0.077	72.15	10:55:44.416
8 -	1:51.782	0.794	71.68	10:57:36.198
9 -	1:51.107 (3)	0.119	72.12	10:59:27.305

P17 17 William DAVISON				
LAP	LAP TIME	DIFF	MPH	TIME OF DAY
1 -	2:07.373	18.876	62.91	10:44:40.791
2 -	1:56.682	8.185	68.67	10:46:37.473
3 -	1:53.743	5.246	70.45	10:48:31.216
4 -	1:50.919	2.422	72.24	10:50:22.135
5 -	1:49.698	1.201	73.05	10:52:11.833
6 -	1:50.759	2.262	72.35	10:54:02.592
7 -	1:49.644 (3)	1.147	73.08	10:55:52.236
8 -	1:48.497 (1)		73.86	10:57:40.733
9 -	1:48.792 (2)	0.295	73.65	10:59:29.525

P18 666 Rhys CLAYDON				
LAP	LAP TIME	DIFF	MPH	TIME OF DAY
1 -	2:07.006	18.626	63.09	10:44:40.424
2 -	1:49.365	0.985	73.27	10:46:29.789
3 -	1:48.380 (1)		73.93	10:48:18.169
4 -	2:09.508	21.128	61.87	10:50:27.677
5 -	1:49.183	0.803	73.39	10:52:16.860
6 -	1:49.167 (3)	0.787	73.40	10:54:06.027
7 -	1:48.846 (2)	0.466	73.62	10:55:54.873
8 -	1:49.232	0.852	73.36	10:57:44.105
9 -	1:49.873	1.493	72.93	10:59:33.978

P19 44 Andy COOMBS (M)				
LAP	LAP TIME	DIFF	MPH	TIME OF DAY
1 -	2:08.626	18.926	62.30	10:44:42.044
2 -	1:54.952	5.252	69.71	10:46:36.996
3 -	1:53.104	3.404	70.85	10:48:30.100
4 -	1:51.864	2.164	71.63	10:50:21.964
5 -	1:49.700 (1)		73.05	10:52:11.664
6 -	1:50.747 (3)	1.047	72.35	10:54:02.411
7 -	1:50.829	1.129	72.30	10:55:53.240
8 -	1:49.813 (2)	0.113	72.97	10:57:43.053
9 -	1:51.257	1.557	72.02	10:59:34.310

P20 56 Gregory BARLOW (M)				
LAP	LAP TIME	DIFF	MPH	TIME OF DAY
1 -	2:08.306	17.812	62.45	10:44:41.724
2 -	1:52.273	1.779	71.37	10:46:33.997
3 -	1:52.463	1.969	71.25	10:48:26.460
4 -	1:53.411	2.917	70.65	10:50:19.871
5 -	1:50.854 (2)	0.360	72.28	10:52:10.725
6 -	1:51.318	0.824	71.98	10:54:02.043
7 -	1:50.494 (1)		72.52	10:55:52.537
8 -	1:51.244	0.750	72.03	10:57:43.781
9 -	1:51.109 (3)	0.615	72.12	10:59:34.890

Weather / Track : Bright / Dry

Oulton Park Island
Circuit Length = 2.2260 miles
Start: 10:42 Flag 10:58 End: 11:00

Nankang Tyres BMW Compact Cup - Group A & B

RACE 1 - LAP ANALYSIS

DIFF = Difference To Personal Best Lap

P21 29 Philip ADCOCK (M)				
LAP	LAP TIME	DIFF	MPH	TIME OF DAY
1 -	2:07.905	16.219	62.65	10:44:41.323
2 -	1:52.444	0.758	71.26	10:46:33.767
3 -	1:52.433 (3)	0.747	71.27	10:48:26.200
4 -	1:53.488	1.802	70.61	10:50:19.688
5 -	1:51.728 (2)	0.042	71.72	10:52:11.416
6 -	1:52.771	1.085	71.06	10:54:04.187
7 -	1:53.023	1.337	70.90	10:55:57.210
8 -	1:51.686 (1)		71.75	10:57:48.896
9 -	1:54.946	3.260	69.71	10:59:43.842

P22 28 Guy DAVIS				
LAP	LAP TIME	DIFF	MPH	TIME OF DAY
1 -	2:04.618	14.754	64.30	10:44:38.036
2 -	1:53.178	3.314	70.80	10:46:31.214
3 -	2:02.202	12.338	65.57	10:48:33.416
4 -	1:52.757	2.893	71.06	10:50:26.173
5 -	1:53.661	3.797	70.50	10:52:19.834
6 -	1:52.583	2.719	71.17	10:54:12.417
7 -	1:51.563 (3)	1.699	71.83	10:56:03.980
8 -	1:49.864 (1)		72.94	10:57:53.844
9 -	1:50.913 (2)	1.049	72.25	10:59:44.757

P23 888 Jon ATTARD				
LAP	LAP TIME	DIFF	MPH	TIME OF DAY
1 -	2:13.026	23.301	60.24	10:44:46.444
2 -	1:53.271	3.546	70.74	10:46:39.715
3 -	1:54.874	5.149	69.75	10:48:34.589
4 -	1:54.438	4.713	70.02	10:50:29.027
5 -	1:52.091	2.366	71.49	10:52:21.118
6 -	1:52.010	2.285	71.54	10:54:13.128
7 -	1:51.568 (3)	1.843	71.82	10:56:04.696
8 -	1:49.725 (1)		73.03	10:57:54.421
9 -	1:50.887 (2)	1.162	72.26	10:59:45.308

P24 35 Jon KING				
LAP	LAP TIME	DIFF	MPH	TIME OF DAY
1 -	2:09.387	19.583	61.93	10:44:42.805
2 -	1:53.814	4.010	70.40	10:46:36.619
3 -	2:04.629	14.825	64.29	10:48:41.248
4 -	1:51.262	1.458	72.02	10:50:32.510
5 -	1:52.759	2.955	71.06	10:52:25.269
6 -	1:50.575	0.771	72.47	10:54:15.844
7 -	1:50.499 (3)	0.695	72.52	10:56:06.343
8 -	1:50.071 (2)	0.267	72.80	10:57:56.414
9 -	1:49.804 (1)		72.98	10:59:46.218

P25 50 Mike BAYLISS (M)				
LAP	LAP TIME	DIFF	MPH	TIME OF DAY
1 -	2:11.935	19.113	60.73	10:44:45.353
2 -	1:53.370 (2)	0.548	70.68	10:46:38.723
3 -	1:54.558	1.736	69.95	10:48:33.281
4 -	1:52.822 (1)		71.02	10:50:26.103
5 -	1:53.404 (3)	0.582	70.66	10:52:19.507
6 -	2:04.903	12.081	64.15	10:54:24.410
7 -	1:54.426	1.604	70.03	10:56:18.836
8 -	1:53.536	0.714	70.58	10:58:12.372
9 -	1:54.452	1.630	70.01	11:00:06.824

DIFF = Difference To Personal Best Lap

P26 75 Thomas LANGFORD				
LAP	LAP TIME	DIFF	MPH	TIME OF DAY
1 -	1:57.802	10.375	68.02	10:44:31.220
2 -	1:48.906	1.479	73.58	10:46:20.126
3 -	1:48.256	0.829	74.02	10:48:08.382
4 -	1:47.622 (2)	0.195	74.46	10:49:56.004
5 -	1:47.427 (1)		74.59	10:51:43.431
6 -	1:47.703 (3)	0.276	74.40	10:53:31.134
7 -	1:47.886	0.459	74.27	10:55:19.020
8 -	1:48.046	0.619	74.16	10:57:07.066

P27 3 Matt FLOWERS				
LAP	LAP TIME	DIFF	MPH	TIME OF DAY
1 -	2:08.487 (2)	20.262	62.36	10:44:41.905
2 -	1:48.225 (1)		74.04	10:46:30.130

Weather / Track : Bright / Dry

Nankang Tyres BMW Compact Cup - Group A & B

RACE 1 - STATISTICS

Competitors Started 28
Planned Start 2019-04-13 @ 10:40:00.000
Actual Start 2019-04-13 @ 10:42:33.417
Finish Time 2019-04-13 @ 10:58:33.218
Track Length 2.2260mi.
Total Laps 235
Total Distance Covered 523.1100mi.

Session Fastest Lap History

NO	CL	NAME	LAP TIME	TIME OF DAY	LAP	VEHICLE
59	A	Ian JONES	1:52.771	10:44:26.204	1	BMW E36 Compact 318Ti
59	A	Ian JONES	1:46.037	10:46:12.240	2	BMW E36 Compact 318Ti
96	A	Ben HUNTLEY	1:45.876	10:48:01.477	3	BMW E36 Compact 318Ti
55	A	Wayne FLINT	1:45.644	10:51:32.914	5	BMW E36 Compact 318Ti
93	B	David MAY (M)	1:45.494	10:55:05.869	7	BMW E36 Compact 318Ti
96	A	Ben HUNTLEY	1:45.436	10:56:51.907	8	BMW E36 Compact 318Ti

Session Leader History

NO	CL	NAME	FROM LAP	LAPS LED	DISTANCE	VEHICLE
59	A	Ian JONES	1	9	17.80 miles	BMW E36 Compact 318Ti

Flag History

TYPE	TIME OF DAY
GREEN	10:42:33.417
FINISH	10:58:33.218

Flag Statistics

TYPE	COUNT	TOTAL LAPS	TOTAL TIME
Green	1	9	18:05.757
Red	0	0	0.000
Safety Car	0	0	0.000
FCY	0	0	0.000

Weather / Track : Bright / Dry

These results are provisional until the conclusion of any judicial and technical matters.

Oulton Park Island
Circuit Length = 2.2260 miles
Start: 10:42 Flag 10:58 End: 11:00

Clerk Of Course :		Timekeeper :
-------------------	--	--------------

Nankang Tyres BMW Compact Cup - Group A & B

RACE 1 - STATISTICS

CLASS : A

14 Starters

Fastest Lap History

NO	NAME	LAP TIME	TIME OF DAY	LAP	VEHICLE
59	Ian JONES	1:52.771	10:44:26.204	1	BMW E36 Compact 318Ti
59	Ian JONES	1:46.037	10:46:12.240	2	BMW E36 Compact 318Ti
96	Ben HUNTLEY	1:45.876	10:48:01.477	3	BMW E36 Compact 318Ti
55	Wayne FLINT	1:45.644	10:51:32.914	5	BMW E36 Compact 318Ti
96	Ben HUNTLEY	1:45.436	10:56:51.907	8	BMW E36 Compact 318Ti

Leader History

NO	NAME	FROM LAP	LAPS LED	DISTANCE	VEHICLE
59	Ian JONES	1	9	17.80 miles	BMW E36 Compact 318Ti

Weather / Track : Bright / Dry

These results are provisional until the conclusion of any judicial and technical matters.

Oulton Park Island

Circuit Length = 2.2260 miles

Start: 10:42 Flag 10:58 End: 11:00

Clerk Of Course :

Timekeeper :

Nankang Tyres BMW Compact Cup - Group A & B

RACE 1 - STATISTICS

CLASS : B

14 Starters

Fastest Lap History

NO	NAME	LAP TIME	TIME OF DAY	LAP	VEHICLE
93	David MAY (M)	1:53.681	10:44:27.116	1	BMW E36 Compact 318Ti
93	David MAY (M)	1:46.730	10:46:13.846	2	BMW E36 Compact 318Ti
93	David MAY (M)	1:46.653	10:48:00.500	3	BMW E36 Compact 318Ti
42	Mark SKEATS (M)	1:46.436	10:48:02.805	3	BMW E36 Compact 318Ti
93	David MAY (M)	1:46.061	10:51:33.776	5	BMW E36 Compact 318Ti
93	David MAY (M)	1:45.494	10:55:05.869	7	BMW E36 Compact 318Ti

Leader History

NO	NAME	FROM LAP	LAPS LED	DISTANCE	VEHICLE
93	David MAY (M)	1	9	17.80 miles	BMW E36 Compact 318Ti

Weather / Track : Bright / Dry

These results are provisional until the conclusion of any judicial and technical matters.

Oulton Park Island

Circuit Length = 2.2260 miles

Start: 10:42 Flag 10:58 End: 11:00

Clerk Of Course :

Timekeeper :

Nankang Tyres BMW Compact Cup - Group B & C

RACE 4 - CLASSIFICATION - AMENDED

POS	NO	CL	PIC NAME	ENTRY	LAPS	TIME	GAP	DIFF	MPH	BEST	ON
1	64	C	1 Steven DAILLY	BMW E36 Compact 318Ti	9	16:02.723			74.91	1:45.933	7
2	93	B	1 David MAY (M)	BMW E36 Compact 318Ti	9	16:03.513	0.790	0.790	74.85	1:45.967	6
3	66	B	2 Keith TOWERS (M)	BMW E36 Compact 318Ti	9	16:05.945	3.222	2.432	74.66	1:45.834	4
4	42	B	3 Mark SKEATS (M)	BMW E36 Compact 318Ti	9	16:07.359	4.636	1.414	74.55	1:45.978	4
5	16	C	2 Tom GRIFFITHS	BMW E36 Compact 318Ti	9	16:07.512	4.789	0.153	74.54	1:45.888	4
6	38	C	3 Matthew PARKES	BMW E36 Compact 318Ti	9	16:16.334	13.611	8.822	73.87	1:47.012	2
7	3	B	4 Matt FLOWERS	BMW E36 Compact 318Ti	9	16:17.481	14.758	1.147	73.78	1:46.771	4
8	40	B	5 David SHARP	BMW E36 Compact 318Ti	9	16:19.840	17.117	2.359	73.60	1:47.435	3
9	65	C	4 Mike DOBLE (M)	BMW E36 Compact 318Ti	9	16:24.995	22.272	5.155	73.22	1:47.459	8
10	77	C	5 Steven CHANDLER	BMW E36 Compact 318Ti	9	16:29.600	26.877	4.605	72.88	1:47.762	7
11	84	C	6 Luke BROWES	BMW E36 Compact 318Ti	9	16:29.723	27.000	0.123	72.87	1:47.502	8
12	63	C	7 Tim SCOTT ANDREWS	BMW E36 Compact 318Ti	9	16:31.893	29.170	2.170	72.71	1:48.294	5
13	15	C	8 Jim BARRATT (M)	BMW E36 Compact 318Ti	9	16:44.253	41.530	12.360	71.81	1:48.894	6
14	11	B	6 Alessandro ALBANO	BMW E36 Compact 318Ti	9	16:48.240	45.517	3.987	71.53	1:49.212	5
15	164*	B	7 Thomas MIDDLETON	BMW E36 Compact 318Ti	9	16:50.290	47.567	2.050	71.38	1:48.799	8
16	35	B	8 Jon KING	BMW E36 Compact 318Ti	9	16:54.371	51.648	4.081	71.10	1:49.452	5
17	45	C	9 Brendan MURPHY (M)	BMW E36 Compact 318Ti	9	16:54.561	51.838	0.190	71.08	1:49.749	5
18	28	B	9 Guy DAVIS	BMW E36 Compact 318Ti	9	16:55.002	52.279	0.441	71.05	1:49.073	7
19	79*	B	10 James STANBURY	BMW E36 Compact 318Ti	9	16:55.058	52.335	0.056	71.05	1:49.179	5
20	13	C	10 Jason BAGLEY	BMW E36 Compact 318Ti	9	16:55.208	52.485	0.150	71.04	1:49.636	5
21	99	C	11 Phil SHARPE (M)	BMW E36 Compact 318Ti	9	16:55.558	52.835	0.350	71.01	1:49.434	5
22	29	B	11 Philip ADCOCK (M)	BMW E36 Compact 318Ti	9	16:55.902	53.179	0.344	70.99	1:49.774	6
23	91	C	12 Craig ARKELL	BMW E36 Compact 318Ti	9	16:57.755	55.032	1.853	70.86	1:49.702	9
24	2	B	12 Lee DENDY-SADLER	BMW E36 Compact 318Ti	9	17:08.029	1:05.306	10.274	70.15	1:49.377	9
25	50	B	13 Mike BAYLISS (M)	BMW E36 Compact 318Ti	9	17:27.727	1:25.004	19.698	68.83	1:52.772	9

NOT CLASSIFIED

DNF	7	C	Aaron MORGAN	BMW E36 Compact 318Ti	6	11:10.244	3 Laps	3 Laps	71.73	1:48.155	5
-----	---	---	--------------	-----------------------	---	-----------	--------	--------	-------	----------	---

FASTEST LAP

66	B	Keith TOWERS (M)	BMW E36 Compact 318Ti	4	1:45.834	75.71 mph	121.85 kph
16	C	Tom GRIFFITHS	BMW E36 Compact 318Ti	4	1:45.888	75.67 mph	121.79 kph

Car 164 - 5 second penalty - track limits

Car 28 - 2 second time penalty applied - Clerk of Course decision, causing a collision

Oulton Park Island

Circuit Length = 2.2260 miles

Start: 12:06 Flag 12:22 End: 12:23

Weather / Track : Bright / Dry

These results are provisional until the conclusion of any judicial and technical matters.

Clerk Of Course :

Timekeeper :

Nankang Tyres BMW Compact Cup - Group B & C

RACE 4 - LAP CHART

LAP 1 @ 12:08:02.540			LAP 2 @ 12:09:48.989			LAP 3 @ 12:11:35.289			LAP 4 @ 12:13:21.231			LAP 5 @ 12:15:07.268		
NO	BEHIND	LAP TIME	NO	BEHIND	LAP TIME	NO	BEHIND	LAP TIME	NO	BEHIND	LAP TIME	NO	BEHIND	LAP TIME
64		1:53.344	64		1:46.449	64		1:46.300	64		1:45.942	64		1:46.037
93	0.240	1:53.584	93	0.451	1:46.660	93	0.468	1:46.317	93	0.561	1:46.035	93	0.626	1:46.102
66	0.794	1:54.138	66	1.238	1:46.893	66	1.821	1:46.883	66	1.713	1:45.834	66	1.766	1:46.090
42	1.713	1:55.057	42	1.712	1:46.448	42	2.420	1:47.008	42	2.456	1:45.978	42	3.173	1:46.754
38	1.902	1:55.246	38	2.465	1:47.012	38	3.494	1:47.329	16	3.575	1:45.888	16	3.663	1:46.125
16	2.435	1:55.779	16	2.783	1:46.797	16	3.629	1:47.146	38	4.611	1:47.059	38	6.173	1:47.599
3	3.175	1:56.519	3	4.152	1:47.426	3	5.347	1:47.495	3	6.176	1:46.771	3	7.386	1:47.247
40	3.890	1:57.234	40	5.170	1:47.729	40	6.305	1:47.435	40	8.102	1:47.739	40	9.892	1:47.827
77	5.666	1:59.010	63	10.143	1:49.829	65	12.838	1:48.524	65	14.870	1:47.974	65	16.492	1:47.659
63	6.763	2:00.107	65	10.614	1:49.645	63	13.136	1:49.293	63	15.929	1:48.735	63	18.186	1:48.294
65	7.418	2:00.762	77	11.605	1:52.388	77	14.240	1:48.935	77	16.789	1:48.491	77	18.767	1:48.015
84	8.203	2:01.547	84	12.093	1:50.339	84	15.271	1:49.478	84	18.027	1:48.698	84	20.104	1:48.114
7	8.745	2:02.089	7	12.519	1:50.223	7	15.678	1:49.459	7	18.449	1:48.713	7	20.567	1:48.155
15	8.996	2:02.340	15	13.192	1:50.645	28	17.913	1:50.676	79	23.059	1:50.555	79	26.201	1:49.179
28	9.641	2:02.985	28	13.537	1:50.345	79	18.446	1:50.437	2	23.655	1:50.352	2	27.426	1:49.808
164	10.179	2:03.523	79	14.309	1:50.182	164	18.884	1:50.606	15	24.123	1:50.393	15	28.374	1:50.288
79	10.576	2:03.920	164	14.578	1:50.848	2	19.245	1:50.176	45	26.040	1:51.390	45	29.752	1:49.749
2	10.804	2:04.148	2	15.369	1:51.014	15	19.672	1:52.780	164	26.392	1:53.450	164	29.923	1:49.568
45	11.736	2:05.080	45	16.732	1:51.445	45	20.592	1:50.160	35	27.603	1:52.048	35	31.018	1:49.452
13	12.322	2:05.666	35	17.688	1:51.124	35	21.497	1:50.109	11	29.166	1:49.803	11	32.341	1:49.212
35	13.013	2:06.357	13	18.719	1:52.846	13	23.759	1:51.340	13	30.076	1:52.259	13	33.675	1:49.636
99	13.832	2:07.176	99	20.039	1:52.656	99	24.964	1:51.225	99	30.788	1:51.766	99	34.185	1:49.434
29	15.073	2:08.417	11	21.013	1:50.092	11	25.305	1:50.592	28	31.616	1:59.645	28	35.083	1:49.504
11	17.370	2:10.714	29	21.552	1:52.928	29	26.281	1:51.029	29	32.863	1:52.524	29	36.907	1:50.081
50	17.867	2:11.211	91	24.845	1:51.280	91	28.469	1:49.924	91	33.090	1:50.563	91	37.251	1:50.198
91	20.014	2:13.358	50	26.648	1:55.230	50	35.787	1:55.439	50	45.032	1:55.187	50	53.979	1:54.984

Weather / Track : Bright / Dry

Oulton Park Island
 Circuit Length = 2.2260 miles
 Start: 12:06 Flag 12:22 End: 12:23

Nankang Tyres BMW Compact Cup - Group B & C

RACE 4 - LAP CHART

LAP 6 @ 12:16:53.514			LAP 7 @ 12:18:39.447			LAP 8 @ 12:20:25.646			LAP 9 @ 12:22:11.919		
NO	BEHIND	LAP TIME	NO	BEHIND	LAP TIME	NO	BEHIND	LAP TIME	NO	BEHIND	LAP TIME
64		1:46.246	64		1:45.933	64		1:46.199	64		1:46.273
93	0.347	1:45.967	93	0.483	1:46.069	93	0.561	1:46.277	93	0.790	1:46.502
66	2.442	1:46.922	66	3.379	1:46.870	66	3.065	1:45.885	66	3.222	1:46.430
42	3.336	1:46.409	42	3.811	1:46.408	42	4.156	1:46.544	42	4.636	1:46.753
16	3.610	1:46.193	16	4.150	1:46.473	16	4.331	1:46.380	16	4.789	1:46.731
38	8.266	1:48.339	38	10.089	1:47.756	38	11.817	1:47.927	38	13.611	1:48.067
3	8.823	1:47.683	3	10.628	1:47.738	3	12.689	1:48.260	3	14.758	1:48.342
40	11.642	1:47.996	40	13.451	1:47.742	40	15.276	1:48.024	40	17.117	1:48.114
65	17.862	1:47.616	65	19.816	1:47.887	65	21.076	1:47.459	65	22.272	1:47.469
77	20.721	1:48.200	77	22.550	1:47.762	77	24.508	1:48.157	77	26.877	1:48.642
63	21.286	1:49.346	84	24.226	1:48.399	84	25.529	1:47.502	84	27.000	1:47.744
84	21.760	1:47.902	63	24.715	1:49.362	63	26.923	1:48.407	63	29.170	1:48.520
7	25.926	1:51.605	79	33.492	1:49.738	79	37.683	1:50.390	15	41.530	1:49.760
79	29.687	1:49.732	15	34.354	1:49.265	15	38.043	1:49.888	164	42.567	1:48.827
15	31.022	1:48.894	164	37.413	1:49.539	164	40.013	1:48.799	11	45.517	1:49.344
45	33.695	1:50.189	11	39.263	1:49.847	11	42.446	1:49.382	79	50.335	1:58.925
164	33.807	1:50.130	35	41.087	1:52.065	35	46.240	1:51.352	35	51.648	1:51.681
35	34.955	1:50.183	45	41.644	1:53.882	45	46.482	1:51.037	45	51.838	1:51.629
11	35.349	1:49.254	13	42.232	1:50.971	28	47.026	1:50.594	28	52.279	1:51.526
13	37.194	1:49.765	28	42.631	1:49.073	13	47.596	1:51.563	13	52.485	1:51.162
99	38.483	1:50.544	99	43.571	1:51.021	99	47.781	1:50.409	99	52.835	1:51.327
28	39.491	1:50.654	29	45.048	1:50.546	29	49.417	1:50.568	29	53.179	1:50.035
29	40.435	1:49.774	91	45.308	1:50.337	91	51.603	1:52.494	91	55.032	1:49.702
91	40.904	1:49.899	2	51.255	1:49.621	2	1:02.202	1:57.146	2	1:05.306	1:49.377
2	47.567	2:06.387	50	1:10.320	1:54.924	50	1:18.505	1:54.384	50	1:25.004	1:52.772
50	1:01.329	1:53.596									

Weather / Track : Bright / Dry

Results can be found at www.tsl-timing.com

Page 2 of 2

Oulton Park Island
 Circuit Length = 2.2260 miles
 Start: 12:06 Flag 12:22 End: 12:23

Printed - 12:26 Saturday, 13 April 2019

Nankang Tyres BMW Compact Cup - Group B & C

RACE 4 - LAP ANALYSIS

DIFF = Difference To Personal Best Lap

P1 64 Steven DAILLY				
LAP	LAP TIME	DIFF	MPH	TIME OF DAY
1 -	1:53.344	7.411	70.70	12:08:02.540
2 -	1:46.449	0.516	75.28	12:09:48.989
3 -	1:46.300	0.367	75.38	12:11:35.289
4 -	1:45.942 (2)	0.009	75.64	12:13:21.231
5 -	1:46.037 (3)	0.104	75.57	12:15:07.268
6 -	1:46.246	0.313	75.42	12:16:53.514
7 -	1:45.933 (1)		75.64	12:18:39.447
8 -	1:46.199	0.266	75.45	12:20:25.646
9 -	1:46.273	0.340	75.40	12:22:11.919

P2 93 David MAY (M)				
LAP	LAP TIME	DIFF	MPH	TIME OF DAY
1 -	1:53.584	7.617	70.55	12:08:02.780
2 -	1:46.660	0.693	75.13	12:09:49.440
3 -	1:46.317	0.350	75.37	12:11:35.757
4 -	1:46.035 (2)	0.068	75.57	12:13:21.792
5 -	1:46.102	0.135	75.52	12:15:07.894
6 -	1:45.967 (1)		75.62	12:16:53.861
7 -	1:46.069 (3)	0.102	75.55	12:18:39.930
8 -	1:46.277	0.310	75.40	12:20:26.207
9 -	1:46.502	0.535	75.24	12:22:12.709

P3 66 Keith TOWERS (M)				
LAP	LAP TIME	DIFF	MPH	TIME OF DAY
1 -	1:54.138	8.304	70.20	12:08:03.334
2 -	1:46.893	1.059	74.96	12:09:50.227
3 -	1:46.883	1.049	74.97	12:11:37.110
4 -	1:45.834 (1)		75.71	12:13:22.944
5 -	1:46.090 (3)	0.256	75.53	12:15:09.034
6 -	1:46.922	1.088	74.94	12:16:55.956
7 -	1:46.870	1.036	74.98	12:18:42.826
8 -	1:45.885 (2)	0.051	75.68	12:20:28.711
9 -	1:46.430	0.596	75.29	12:22:15.141

P4 42 Mark SKEATS (M)				
LAP	LAP TIME	DIFF	MPH	TIME OF DAY
1 -	1:55.057	9.079	69.64	12:08:04.253
2 -	1:46.448	0.470	75.28	12:09:50.701
3 -	1:47.008	1.030	74.88	12:11:37.709
4 -	1:45.978 (1)		75.61	12:13:23.687
5 -	1:46.754	0.776	75.06	12:15:10.441
6 -	1:46.409 (3)	0.431	75.30	12:16:56.850
7 -	1:46.408 (2)	0.430	75.31	12:18:43.258
8 -	1:46.544	0.566	75.21	12:20:29.802
9 -	1:46.753	0.775	75.06	12:22:16.555

P5 16 Tom GRIFFITHS				
LAP	LAP TIME	DIFF	MPH	TIME OF DAY
1 -	1:55.779	9.891	69.21	12:08:04.975
2 -	1:46.797	0.909	75.03	12:09:51.772
3 -	1:47.146	1.258	74.79	12:11:38.918
4 -	1:45.888 (1)		75.67	12:13:24.806
5 -	1:46.125 (2)	0.237	75.51	12:15:10.931
6 -	1:46.193 (3)	0.305	75.46	12:16:57.124
7 -	1:46.473	0.585	75.26	12:18:43.597
8 -	1:46.380	0.492	75.32	12:20:29.977
9 -	1:46.731	0.843	75.08	12:22:16.708

DIFF = Difference To Personal Best Lap

P6 38 Matthew PARKES				
LAP	LAP TIME	DIFF	MPH	TIME OF DAY
1 -	1:55.246	8.234	69.53	12:08:04.442
2 -	1:47.012 (1)		74.88	12:09:51.454
3 -	1:47.329 (3)	0.317	74.66	12:11:38.783
4 -	1:47.059 (2)	0.047	74.85	12:13:25.842
5 -	1:47.599	0.587	74.47	12:15:13.441
6 -	1:48.339	1.327	73.96	12:17:01.780
7 -	1:47.756	0.744	74.36	12:18:49.536
8 -	1:47.927	0.915	74.25	12:20:37.463
9 -	1:48.067	1.055	74.15	12:22:25.530

P7 3 Matt FLOWERS				
LAP	LAP TIME	DIFF	MPH	TIME OF DAY
1 -	1:56.519	9.748	68.77	12:08:05.715
2 -	1:47.426 (3)	0.655	74.59	12:09:53.141
3 -	1:47.495	0.724	74.54	12:11:40.636
4 -	1:46.771 (1)		75.05	12:13:27.407
5 -	1:47.247 (2)	0.476	74.72	12:15:14.654
6 -	1:47.683	0.912	74.41	12:17:02.337
7 -	1:47.738	0.967	74.38	12:18:50.075
8 -	1:48.260	1.489	74.02	12:20:38.335
9 -	1:48.342	1.571	73.96	12:22:26.677

P8 40 David SHARP				
LAP	LAP TIME	DIFF	MPH	TIME OF DAY
1 -	1:57.234	9.799	68.35	12:08:06.430
2 -	1:47.729 (2)	0.294	74.38	12:09:54.159
3 -	1:47.435 (1)		74.59	12:11:41.594
4 -	1:47.739 (3)	0.304	74.37	12:13:29.333
5 -	1:47.827	0.392	74.31	12:15:17.160
6 -	1:47.996	0.561	74.20	12:17:05.156
7 -	1:47.742	0.307	74.37	12:18:52.898
8 -	1:48.024	0.589	74.18	12:20:40.922
9 -	1:48.114	0.679	74.12	12:22:29.036

P9 65 Mike DOBLE (M)				
LAP	LAP TIME	DIFF	MPH	TIME OF DAY
1 -	2:00.762	13.303	66.35	12:08:09.958
2 -	1:49.645	2.186	73.08	12:09:59.603
3 -	1:48.524	1.065	73.84	12:11:48.127
4 -	1:47.974	0.515	74.21	12:13:36.101
5 -	1:47.659	0.200	74.43	12:15:23.760
6 -	1:47.616 (3)	0.157	74.46	12:17:11.376
7 -	1:47.887	0.428	74.27	12:18:59.263
8 -	1:47.459 (1)		74.57	12:20:46.722
9 -	1:47.469 (2)	0.010	74.56	12:22:34.191

P10 77 Steven CHANDLER				
LAP	LAP TIME	DIFF	MPH	TIME OF DAY
1 -	1:59.010	11.248	67.33	12:08:08.206
2 -	1:52.388	4.626	71.30	12:10:00.594
3 -	1:48.935	1.173	73.56	12:11:49.529
4 -	1:48.491	0.729	73.86	12:13:38.020
5 -	1:48.015 (2)	0.253	74.18	12:15:26.035
6 -	1:48.200	0.438	74.06	12:17:14.235
7 -	1:47.762 (1)		74.36	12:19:01.997
8 -	1:48.157 (3)	0.395	74.09	12:20:50.154
9 -	1:48.642	0.880	73.76	12:22:38.796

Weather / Track : Bright / Dry

Oulton Park Island
Circuit Length = 2.2260 miles
Start: 12:06 Flag 12:22 End: 12:23

Nankang Tyres BMW Compact Cup - Group B & C

RACE 4 - LAP ANALYSIS

DIFF = Difference To Personal Best Lap

P11 84 Luke BROWES				
LAP	LAP TIME	DIFF	MPH	TIME OF DAY
1 -	2:01.547	14.045	65.92	12:08:10.743
2 -	1:50.339	2.837	72.62	12:10:01.082
3 -	1:49.478	1.976	73.19	12:11:50.560
4 -	1:48.698	1.196	73.72	12:13:39.258
5 -	1:48.114	0.612	74.12	12:15:27.372
6 -	1:47.902 (3)	0.400	74.26	12:17:15.274
7 -	1:48.399	0.897	73.92	12:19:03.673
8 -	1:47.502 (1)		74.54	12:20:51.175
9 -	1:47.744 (2)	0.242	74.37	12:22:38.919

P12 63 Tim SCOTT ANDREWS				
LAP	LAP TIME	DIFF	MPH	TIME OF DAY
1 -	2:00.107	11.813	66.72	12:08:09.303
2 -	1:49.829	1.535	72.96	12:09:59.132
3 -	1:49.293	0.999	73.32	12:11:48.425
4 -	1:48.735	0.441	73.69	12:13:37.160
5 -	1:48.294 (1)		73.99	12:15:25.454
6 -	1:49.346	1.052	73.28	12:17:14.800
7 -	1:49.362	1.068	73.27	12:19:04.162
8 -	1:48.407 (2)	0.113	73.92	12:20:52.569
9 -	1:48.520 (3)	0.226	73.84	12:22:41.089

P13 15 Jim BARRATT (M)				
LAP	LAP TIME	DIFF	MPH	TIME OF DAY
1 -	2:02.340	13.446	65.50	12:08:11.536
2 -	1:50.645	1.751	72.42	12:10:02.181
3 -	1:52.780	3.886	71.05	12:11:54.961
4 -	1:50.393	1.499	72.59	12:13:45.354
5 -	1:50.288	1.394	72.66	12:15:35.642
6 -	1:48.894 (1)		73.59	12:17:24.536
7 -	1:49.265 (2)	0.371	73.34	12:19:13.801
8 -	1:49.888	0.994	72.92	12:21:03.689
9 -	1:49.760 (3)	0.866	73.01	12:22:53.449

P14 11 Alessandro ALBANO				
LAP	LAP TIME	DIFF	MPH	TIME OF DAY
1 -	2:10.714	21.502	61.30	12:08:19.910
2 -	1:50.092	0.880	72.79	12:10:10.002
3 -	1:50.592	1.380	72.46	12:12:00.594
4 -	1:49.803	0.591	72.98	12:13:50.397
5 -	1:49.212 (1)		73.37	12:15:39.609
6 -	1:49.254 (2)	0.042	73.34	12:17:28.863
7 -	1:49.847	0.635	72.95	12:19:18.710
8 -	1:49.382	0.170	73.26	12:21:08.092
9 -	1:49.344 (3)	0.132	73.28	12:22:57.436

P15 164 Thomas MIDDLETON				
LAP	LAP TIME	DIFF	MPH	TIME OF DAY
1 -	2:03.523	14.724	64.87	12:08:12.719
2 -	1:50.848	2.049	72.29	12:10:03.567
3 -	1:50.606	1.807	72.45	12:11:54.173
4 -	1:53.450	4.651	70.63	12:13:47.623
5 -	1:49.568	0.769	73.13	12:15:37.191
6 -	1:50.130	1.331	72.76	12:17:27.321
7 -	1:49.539 (3)	0.740	73.15	12:19:16.860
8 -	1:48.799 (1)		73.65	12:21:05.659
9 -	1:48.827 (2)	0.028	73.63	12:22:54.486

DIFF = Difference To Personal Best Lap

P16 79 James STANBURY				
LAP	LAP TIME	DIFF	MPH	TIME OF DAY
1 -	2:03.920	14.741	64.66	12:08:13.116
2 -	1:50.182	1.003	72.73	12:10:03.298
3 -	1:50.437	1.258	72.56	12:11:53.735
4 -	1:50.555	1.376	72.48	12:13:44.290
5 -	1:49.179 (1)		73.39	12:15:33.469
6 -	1:49.732 (2)	0.553	73.02	12:17:23.201
7 -	1:49.738 (3)	0.559	73.02	12:19:12.939
8 -	1:50.390	1.211	72.59	12:21:03.329
9 -	1:58.925	9.746	67.38	12:23:02.254

P17 35 Jon KING				
LAP	LAP TIME	DIFF	MPH	TIME OF DAY
1 -	2:06.357	16.905	63.42	12:08:15.553
2 -	1:51.124	1.672	72.11	12:10:06.677
3 -	1:50.109 (2)	0.657	72.77	12:11:56.786
4 -	1:52.048	2.596	71.51	12:13:48.834
5 -	1:49.452 (1)		73.21	12:15:38.286
6 -	1:50.183 (3)	0.731	72.72	12:17:28.469
7 -	1:52.065	2.613	71.50	12:19:20.534
8 -	1:51.352	1.900	71.96	12:21:11.886
9 -	1:51.681	2.229	71.75	12:23:03.567

P18 45 Brendan MURPHY (M)				
LAP	LAP TIME	DIFF	MPH	TIME OF DAY
1 -	2:05.080	15.331	64.06	12:08:14.276
2 -	1:51.445	1.696	71.90	12:10:05.721
3 -	1:50.160 (2)	0.411	72.74	12:11:55.881
4 -	1:51.390	1.641	71.94	12:13:47.271
5 -	1:49.749 (1)		73.01	12:15:37.020
6 -	1:50.189 (3)	0.440	72.72	12:17:27.209
7 -	1:53.882	4.133	70.36	12:19:21.091
8 -	1:51.037	1.288	72.17	12:21:12.128
9 -	1:51.629	1.880	71.78	12:23:03.757

P19 28 Guy DAVIS				
LAP	LAP TIME	DIFF	MPH	TIME OF DAY
1 -	2:02.985	13.912	65.15	12:08:12.181
2 -	1:50.345 (3)	1.272	72.62	12:10:02.526
3 -	1:50.676	1.603	72.40	12:11:53.202
4 -	1:59.645	10.572	66.97	12:13:52.847
5 -	1:49.504 (2)	0.431	73.18	12:15:42.351
6 -	1:50.654	1.581	72.42	12:17:33.005
7 -	1:49.073 (1)		73.47	12:19:22.078
8 -	1:50.594	1.521	72.45	12:21:12.672
9 -	1:51.526	2.453	71.85	12:23:04.198

P20 13 Jason BAGLEY				
LAP	LAP TIME	DIFF	MPH	TIME OF DAY
1 -	2:05.666	16.030	63.76	12:08:14.862
2 -	1:52.846	3.210	71.01	12:10:07.708
3 -	1:51.340	1.704	71.97	12:11:59.048
4 -	1:52.259	2.623	71.38	12:13:51.307
5 -	1:49.636 (1)		73.09	12:15:40.943
6 -	1:49.765 (2)	0.129	73.00	12:17:30.708
7 -	1:50.971 (3)	1.335	72.21	12:19:21.679
8 -	1:51.563	1.927	71.83	12:21:13.242
9 -	1:51.162	1.526	72.08	12:23:04.404

Weather / Track : Bright / Dry

Oulton Park Island
Circuit Length = 2.2260 miles
Start: 12:06 Flag 12:22 End: 12:23

Nankang Tyres BMW Compact Cup - Group B & C

RACE 4 - LAP ANALYSIS

DIFF = Difference To Personal Best Lap

P21 99 Phil SHARPE (M)				
LAP	LAP TIME	DIFF	MPH	TIME OF DAY
1 -	2:07.176	17.742	63.01	12:08:16.372
2 -	1:52.656	3.222	71.13	12:10:09.028
3 -	1:51.225	1.791	72.04	12:12:00.253
4 -	1:51.766	2.332	71.69	12:13:52.019
5 -	1:49.434 (1)		73.22	12:15:41.453
6 -	1:50.544 (3)	1.110	72.49	12:17:31.997
7 -	1:51.021	1.587	72.18	12:19:23.018
8 -	1:50.409 (2)	0.975	72.58	12:21:13.427
9 -	1:51.327	1.893	71.98	12:23:04.754

P22 29 Philip ADCOCK (M)				
LAP	LAP TIME	DIFF	MPH	TIME OF DAY
1 -	2:08.417	18.643	62.40	12:08:17.613
2 -	1:52.928	3.154	70.96	12:10:10.541
3 -	1:51.029	1.255	72.17	12:12:01.570
4 -	1:52.524	2.750	71.21	12:13:54.094
5 -	1:50.081 (3)	0.307	72.79	12:15:44.175
6 -	1:49.774 (1)		73.00	12:17:33.949
7 -	1:50.546	0.772	72.49	12:19:24.495
8 -	1:50.568	0.794	72.47	12:21:15.063
9 -	1:50.035 (2)	0.261	72.82	12:23:05.098

P23 91 Craig ARKELL				
LAP	LAP TIME	DIFF	MPH	TIME OF DAY
1 -	2:13.358	23.656	60.09	12:08:22.554
2 -	1:51.280	1.578	72.01	12:10:13.834
3 -	1:49.924 (3)	0.222	72.90	12:12:03.758
4 -	1:50.563	0.861	72.47	12:13:54.321
5 -	1:50.198	0.496	72.72	12:15:44.519
6 -	1:49.899 (2)	0.197	72.91	12:17:34.418
7 -	1:50.337	0.635	72.62	12:19:24.755
8 -	1:52.494	2.792	71.23	12:21:17.249
9 -	1:49.702 (1)		73.04	12:23:06.951

P24 2 Lee DENDY-SADLER				
LAP	LAP TIME	DIFF	MPH	TIME OF DAY
1 -	2:04.148	14.771	64.54	12:08:13.344
2 -	1:51.014	1.637	72.18	12:10:04.358
3 -	1:50.176	0.799	72.73	12:11:54.534
4 -	1:50.352	0.975	72.61	12:13:44.886
5 -	1:49.808 (3)	0.431	72.97	12:15:34.694
6 -	2:06.387	17.010	63.40	12:17:41.081
7 -	1:49.621 (2)	0.244	73.10	12:19:30.702
8 -	1:57.146	7.769	68.40	12:21:27.848
9 -	1:49.377 (1)		73.26	12:23:17.225

P25 50 Mike BAYLISS (M)				
LAP	LAP TIME	DIFF	MPH	TIME OF DAY
1 -	2:11.211	18.439	61.07	12:08:20.407
2 -	1:55.230	2.458	69.54	12:10:15.637
3 -	1:55.439	2.667	69.41	12:12:11.076
4 -	1:55.187	2.415	69.57	12:14:06.263
5 -	1:54.984	2.212	69.69	12:16:01.247
6 -	1:53.596 (2)	0.824	70.54	12:17:54.843
7 -	1:54.924	2.152	69.72	12:19:49.767
8 -	1:54.384 (3)	1.612	70.05	12:21:44.151
9 -	1:52.772 (1)		71.06	12:23:36.923

DIFF = Difference To Personal Best Lap

P26 7 Aaron MORGAN				
LAP	LAP TIME	DIFF	MPH	TIME OF DAY
1 -	2:02.089	13.934	65.63	12:08:11.285
2 -	1:50.223	2.068	72.70	12:10:01.508
3 -	1:49.459 (3)	1.304	73.21	12:11:50.967
4 -	1:48.713 (2)	0.558	73.71	12:13:39.680
5 -	1:48.155 (1)		74.09	12:15:27.835
6 -	1:51.605	3.450	71.80	12:17:19.440

Weather / Track : Bright / Dry

Oulton Park Island
Circuit Length = 2.2260 miles
Start: 12:06 Flag 12:22 End: 12:23

Nankang Tyres BMW Compact Cup - Group B & C

RACE 4 - STATISTICS

Competitors Started 26
Planned Start 2019-04-13 @ 12:05:00.000
Actual Start 2019-04-13 @ 12:06:09.195
Finish Time 2019-04-13 @ 12:22:09.820
Track Length 2.2260mi.
Total Laps 231
Total Distance Covered 514.2060mi.

Session Fastest Lap History

NO	CL	NAME	LAP TIME	TIME OF DAY	LAP	VEHICLE
64	C	Steven DAILLY	1:53.344	12:08:02.557	1	BMW E36 Compact 318Ti
64	C	Steven DAILLY	1:46.449	12:09:49.007	2	BMW E36 Compact 318Ti
42	B	Mark SKEATS (M)	1:46.448	12:09:50.720	2	BMW E36 Compact 318Ti
64	C	Steven DAILLY	1:46.300	12:11:35.306	3	BMW E36 Compact 318Ti
64	C	Steven DAILLY	1:45.942	12:13:21.247	4	BMW E36 Compact 318Ti
66	B	Keith TOWERS (M)	1:45.834	12:13:22.963	4	BMW E36 Compact 318Ti

Session Leader History

NO	CL	NAME	FROM LAP	LAPS LED	DISTANCE	VEHICLE
64	C	Steven DAILLY	1	9	17.80 miles	BMW E36 Compact 318Ti

Flag History

TYPE	TIME OF DAY
GREEN	12:06:09.195
FINISH	12:22:09.820

Flag Statistics

TYPE	COUNT	TOTAL LAPS	TOTAL TIME
Green	1	9	17:35.517
Red	0	0	0.000
Safety Car	0	0	0.000
FCY	0	0	0.000

Weather / Track : Bright / Dry

These results are provisional until the conclusion of any judicial and technical matters.

Oulton Park Island
 Circuit Length = 2.2260 miles
 Start: 12:06 Flag 12:22 End: 12:23

Clerk Of Course :	Timekeeper :
-------------------	--------------

Nankang Tyres BMW Compact Cup - Group B & C

RACE 4 - STATISTICS

CLASS : B

13 Starters

Fastest Lap History

NO	NAME	LAP TIME	TIME OF DAY	LAP	VEHICLE
93	David MAY (M)	1:53.584	12:08:02.798	1	BMW E36 Compact 318Ti
93	David MAY (M)	1:46.660	12:09:49.458	2	BMW E36 Compact 318Ti
42	Mark SKEATS (M)	1:46.448	12:09:50.720	2	BMW E36 Compact 318Ti
93	David MAY (M)	1:46.317	12:11:35.775	3	BMW E36 Compact 318Ti
93	David MAY (M)	1:46.035	12:13:21.810	4	BMW E36 Compact 318Ti
66	Keith TOWERS (M)	1:45.834	12:13:22.963	4	BMW E36 Compact 318Ti

Leader History

NO	NAME	FROM LAP	LAPS LED	DISTANCE	VEHICLE
93	David MAY (M)	1	9	17.80 miles	BMW E36 Compact 318Ti

Weather / Track : Bright / Dry

These results are provisional until the conclusion of any judicial and technical matters.

Oulton Park Island

Circuit Length = 2.2260 miles

Start: 12:06 Flag 12:22 End: 12:23

Clerk Of Course :

Timekeeper :

Nankang Tyres BMW Compact Cup - Group B & C

RACE 4 - STATISTICS

CLASS : C

13 Starters

Fastest Lap History

NO	NAME	LAP TIME	TIME OF DAY	LAP	VEHICLE
64	Steven DAILLY	1:53.344	12:08:02.557	1	BMW E36 Compact 318Ti
64	Steven DAILLY	1:46.449	12:09:49.007	2	BMW E36 Compact 318Ti
64	Steven DAILLY	1:46.300	12:11:35.306	3	BMW E36 Compact 318Ti
64	Steven DAILLY	1:45.942	12:13:21.247	4	BMW E36 Compact 318Ti
16	Tom GRIFFITHS	1:45.888	12:13:24.829	4	BMW E36 Compact 318Ti

Leader History

NO	NAME	FROM LAP	LAPS LED	DISTANCE	VEHICLE
64	Steven DAILLY	1	9	17.80 miles	BMW E36 Compact 318Ti

Weather / Track : Bright / Dry

These results are provisional until the conclusion of any judicial and technical matters.

Oulton Park Island

Circuit Length = 2.2260 miles

Start: 12:06 Flag 12:22 End: 12:23

Clerk Of Course :

Timekeeper :

Nankang Tyres BMW Compact Cup - Group A & C

RACE 8 - CLASSIFICATION

POS	NO	CL	PIC NAME	ENTRY	LAPS	TIME	GAP	DIFF	MPH	BEST	ON
1	96	A	1 Ben HUNTLEY	BMW E36 Compact 318Ti	9	16:09.407			74.39	1:46.123	5
2	64	C	1 Steven DAILLY	BMW E36 Compact 318Ti	9	16:09.597	0.190	0.190	74.38	1:46.153	3
3	16	C	2 Tom GRIFFITHS	BMW E36 Compact 318Ti	9	16:09.816	0.409	0.219	74.36	1:45.895	8
4	55	A	2 Wayne FLINT	BMW E36 Compact 318Ti	9	16:10.625	1.218	0.809	74.30	1:46.282	5
5	10	A	3 Gordon MACMILLAN (M)	BMW E36 Compact 318Ti	9	16:16.873	7.466	6.248	73.82	1:46.556	5
6	59	A	4 Ian JONES	BMW E36 Compact 318Ti	9	16:17.069	7.662	0.196	73.81	1:45.677	6
7	38	C	3 Matthew PARKES	BMW E36 Compact 318Ti	9	16:21.351	11.944	4.282	73.49	1:46.837	5
8	4	A	5 Ray MACDOWALL (M)	BMW E36 Compact 318Ti	9	16:22.000	12.593	0.649	73.44	1:47.400	9
9	77	C	4 Steven CHANDLER	BMW E36 Compact 318Ti	9	16:22.530	13.123	0.530	73.40	1:47.353	8
10	88	A	6 Mikey DOBLE	BMW E36 Compact 318Ti	9	16:24.112	14.705	1.582	73.28	1:46.853	6
11	63	C	5 Tim SCOTT ANDREWS	BMW E36 Compact 318Ti	9	16:26.115	16.708	2.003	73.13	1:47.397	6
12	8	A	7 Craig JAMIESON (M)	BMW E36 Compact 318Ti	9	16:29.162	19.755	3.047	72.91	1:47.533	6
13	84	C	6 Luke BROWES	BMW E36 Compact 318Ti	9	16:29.942	20.535	0.780	72.85	1:47.694	6
14	17	A	8 William DAVISON	BMW E36 Compact 318Ti	9	16:30.091	20.684	0.149	72.84	1:47.480	9
15	65	C	7 Mike DOBLE (M)	BMW E36 Compact 318Ti	9	16:30.369	20.962	0.278	72.82	1:47.502	7
16	666	A	9 Rhys CLAYDON	BMW E36 Compact 318Ti	9	16:39.024	29.617	8.655	72.19	1:48.743	3
17	22	A	10 Nick EDMOND (M)	BMW E36 Compact 318Ti	9	16:39.624	30.217	0.600	72.14	1:47.463	5
18	44	A	11 Andy COOMBS (M)	BMW E36 Compact 318Ti	9	16:42.110	32.703	2.486	71.97	1:48.957	8
19	15	C	8 Jim BARRATT (M)	BMW E36 Compact 318Ti	9	16:42.749	33.342	0.639	71.92	1:49.162	8
20	45	C	9 Brendan MURPHY (M)	BMW E36 Compact 318Ti	9	16:43.649	34.242	0.900	71.86	1:48.918	8
21	9	A	12 Martin GADSBY (M)	BMW E36 Compact 318Ti	9	16:44.327	34.920	0.678	71.81	1:48.990	8
22	99	C	10 Phil SHARPE (M)	BMW E36 Compact 318Ti	9	17:02.223	52.816	17.896	70.55	1:50.721	3
23	56	A	13 Gregory BARLOW (M)	BMW E36 Compact 318Ti	9	17:02.887	53.480	0.664	70.50	1:50.889	3
24	888	A	14 Jon ATTARD	BMW E36 Compact 318Ti	9	17:05.772	56.365	2.885	70.31	1:50.288	5

NOT CLASSIFIED

DNF	91	C	Craig ARKELL	BMW E36 Compact 318Ti	5	9:39.036	4 Laps	4 Laps	69.19	1:50.701	5
DNF	13	C	Jason BAGLEY	BMW E36 Compact 318Ti	5	10:20.948	4 Laps	41.912	64.52	1:49.797	4

FASTEST LAP

	59	A	Ian JONES	BMW E36 Compact 318Ti	6	1:45.677			75.83 mph	122.03 kph	
	16	C	Tom GRIFFITHS	BMW E36 Compact 318Ti	8	1:45.895			75.67 mph	121.78 kph	

Weather / Track : Bright / Dry

These results are provisional until the conclusion of any judicial and technical matters.

Oulton Park Island

Circuit Length = 2.2260 miles

Start: 18:11 Flag 18:27 End: 18:29

Clerk Of Course :	Timekeeper :
-------------------	--------------

Nankang Tyres BMW Compact Cup - Group A & C

RACE 8 - LAP CHART

LAP 1 @ 18:13:33.943			LAP 2 @ 18:15:21.684			LAP 3 @ 18:17:08.038			LAP 4 @ 18:18:55.098			LAP 5 @ 18:20:41.221		
NO	BEHIND	LAP TIME	NO	BEHIND	LAP TIME	NO	BEHIND	LAP TIME	NO	BEHIND	LAP TIME	NO	BEHIND	LAP TIME
96		1:54.715	96		1:47.741	96		1:46.354	96		1:47.060	96		1:46.123
64	0.252	1:54.967	64	0.332	1:47.821	64	0.131	1:46.153	64	0.136	1:47.065	64	0.258	1:46.245
16	0.983	1:55.698	16	0.573	1:47.331	16	0.714	1:46.495	16	0.528	1:46.874	16	0.616	1:46.211
55	1.245	1:55.960	55	0.880	1:47.376	55	1.117	1:46.591	55	0.935	1:46.878	55	1.094	1:46.282
38	1.592	1:56.307	38	1.207	1:47.356	38	2.355	1:47.502	38	2.152	1:46.857	38	2.866	1:46.837
10	1.995	1:56.710	10	1.820	1:47.566	10	2.864	1:47.398	10	2.794	1:46.990	10	3.227	1:46.556
4	2.809	1:57.524	4	3.305	1:48.237	4	4.518	1:47.567	4	5.247	1:47.789	59	7.286	1:46.056
77	3.322	1:58.037	77	4.092	1:48.511	77	6.758	1:49.020	59	7.353	1:46.486	4	8.084	1:48.960
63	3.747	1:58.462	88	4.403	1:48.138	88	7.081	1:49.032	77	8.015	1:48.317	77	9.464	1:47.572
88	4.006	1:58.721	63	5.086	1:49.080	63	7.128	1:48.396	88	8.744	1:48.723	88	10.697	1:48.076
84	5.634	2:00.349	84	7.271	1:49.378	59	7.927	1:46.117	63	9.334	1:49.266	63	11.152	1:47.941
8	5.878	2:00.593	8	7.293	1:49.156	8	9.817	1:48.878	8	11.198	1:48.441	8	13.192	1:48.117
65	6.070	2:00.785	59	8.164	1:46.829	84	11.215	1:50.298	84	12.491	1:48.336	84	14.583	1:48.215
22	6.313	2:01.028	22	9.191	1:50.619	22	11.682	1:48.845	22	13.497	1:48.875	22	14.837	1:47.463
17	7.141	2:01.856	65	9.567	1:51.238	65	11.856	1:48.643	17	14.297	1:49.487	17	16.080	1:47.906
44	8.231	2:02.946	17	9.785	1:50.385	17	11.870	1:48.439	65	14.619	1:49.823	65	16.560	1:48.064
59	9.076	2:03.791	44	11.474	1:50.984	666	14.140	1:48.743	666	16.575	1:49.495	666	20.415	1:49.963
9	10.102	2:04.817	666	11.751	1:49.025	44	15.212	1:50.092	44	18.781	1:50.629	44	22.260	1:49.602
666	10.467	2:05.182	9	12.744	1:50.383	9	15.670	1:49.280	15	19.355	1:49.768	15	22.794	1:49.562
15	10.882	2:05.597	15	13.481	1:50.340	15	16.647	1:49.520	9	20.019	1:51.409	9	23.325	1:49.429
45	11.854	2:06.569	45	14.681	1:50.568	45	18.743	1:50.416	45	20.806	1:49.123	45	24.034	1:49.351
13	12.727	2:07.442	13	16.338	1:51.352	13	19.882	1:49.898	13	22.619	1:49.797	99	32.889	1:52.285
56	13.157	2:07.872	56	17.764	1:52.348	56	22.299	1:50.889	56	26.399	1:51.160	56	33.407	1:53.131
99	14.285	2:09.000	99	18.313	1:51.769	99	22.680	1:50.721	99	26.727	1:51.107	888	36.148	1:50.288
888	14.919	2:09.634	888	20.721	1:53.543	888	26.805	1:52.438	888	31.983	1:52.238	91	37.043	1:50.701
91	21.020	2:15.735	91	24.086	1:50.807	91	28.637	1:50.905	91	32.465	1:50.888	13	1:18.955	2:42.459 P

Weather / Track : Bright / Dry

Oulton Park Island
 Circuit Length = 2.2260 miles
 Start: 18:11 Flag 18:27 End: 18:29

Nankang Tyres BMW Compact Cup - Group A & C

RACE 8 - LAP CHART

LAP 6 @ 18:22:27.711			LAP 7 @ 18:24:14.766			LAP 8 @ 18:26:01.480			LAP 9 @ 18:27:48.635		
NO	BEHIND	LAP TIME	NO	BEHIND	LAP TIME	NO	BEHIND	LAP TIME	NO	BEHIND	LAP TIME
96		1:46.490	96		1:47.055	96		1:46.714	96		1:47.155
64	0.162	1:46.394	64	0.169	1:47.062	64	0.148	1:46.693	64	0.190	1:47.197
16	0.517	1:46.391	16	1.179	1:47.717	16	0.360	1:45.895	16	0.409	1:47.204
55	1.080	1:46.476	55	1.449	1:47.424	55	1.749	1:47.014	55	1.218	1:46.624
38	4.185	1:47.809	10	5.401	1:48.011	10	6.094	1:47.407	10	7.466	1:48.527
10	4.445	1:47.708	38	6.442	1:49.312	59	6.228	1:46.420	59	7.662	1:48.589
59	6.473	1:45.677	59	6.522	1:47.104	38	9.842	1:50.114	38	11.944	1:49.257
4	9.591	1:47.997	4	11.190	1:48.654	4	12.348	1:47.872	4	12.593	1:47.400
77	10.686	1:47.712	88	12.049	1:48.044	77	12.893	1:47.353	77	13.123	1:47.385
88	11.060	1:46.853	77	12.254	1:48.623	88	14.596	1:49.261	88	14.705	1:47.264
63	12.059	1:47.397	63	13.155	1:48.151	63	15.551	1:49.110	63	16.708	1:48.312
8	14.235	1:47.533	8	17.621	1:50.441	8	19.081	1:48.174	8	19.755	1:47.829
84	15.787	1:47.694	84	18.262	1:49.530	84	19.386	1:47.838	84	20.535	1:48.304
17	17.197	1:47.607	17	18.432	1:48.290	17	20.359	1:48.641	17	20.684	1:47.480
65	18.593	1:48.523	65	19.040	1:47.502	65	20.528	1:48.202	65	20.962	1:47.589
22	19.339	1:50.992	22	22.048	1:49.764	22	26.835	1:51.501	666	29.617	1:49.444
666	22.759	1:48.834	666	24.634	1:48.930	666	27.328	1:49.408	22	30.217	1:50.537
44	25.466	1:49.696	44	28.368	1:49.957	44	30.611	1:48.957	44	32.703	1:49.247
15	25.834	1:49.530	15	28.832	1:50.053	15	31.280	1:49.162	15	33.342	1:49.217
9	26.421	1:49.586	45	29.738	1:49.984	45	31.942	1:48.918	45	34.242	1:49.455
45	26.809	1:49.265	9	30.498	1:51.132	9	32.774	1:48.990	9	34.920	1:49.301
99	37.722	1:51.323	99	42.951	1:52.284	99	47.916	1:51.679	99	52.816	1:52.055
56	38.187	1:51.270	56	43.425	1:52.293	56	48.356	1:51.645	56	53.480	1:52.279
888	42.346	1:52.688	888	47.223	1:51.932	888	52.041	1:51.532	888	56.365	1:51.479

Weather / Track : Bright / Dry

Oulton Park Island
 Circuit Length = 2.2260 miles
 Start: 18:11 Flag 18:27 End: 18:29

Nankang Tyres BMW Compact Cup - Group A & C

RACE 8 - LAP ANALYSIS

DIFF = Difference To Personal Best Lap

P1 96 Ben HUNTLEY				
LAP	LAP TIME	DIFF	MPH	TIME OF DAY
1 -	1:54.715	8.592	69.85	18:13:33.943
2 -	1:47.741	1.618	74.37	18:15:21.684
3 -	1:46.354 (2)	0.231	75.34	18:17:08.038
4 -	1:47.060	0.937	74.85	18:18:55.098
5 -	1:46.123 (1)		75.51	18:20:41.221
6 -	1:46.490 (3)	0.367	75.25	18:22:27.711
7 -	1:47.055	0.932	74.85	18:24:14.766
8 -	1:46.714	0.591	75.09	18:26:01.480
9 -	1:47.155	1.032	74.78	18:27:48.635

P2 64 Steven DAILLY				
LAP	LAP TIME	DIFF	MPH	TIME OF DAY
1 -	1:54.967	8.814	69.70	18:13:34.195
2 -	1:47.821	1.668	74.32	18:15:22.016
3 -	1:46.153 (1)		75.49	18:17:08.169
4 -	1:47.065	0.912	74.84	18:18:55.234
5 -	1:46.245 (2)	0.092	75.42	18:20:41.479
6 -	1:46.394 (3)	0.241	75.32	18:22:27.873
7 -	1:47.062	0.909	74.85	18:24:14.935
8 -	1:46.693	0.540	75.10	18:26:01.628
9 -	1:47.197	1.044	74.75	18:27:48.825

P3 16 Tom GRIFFITHS				
LAP	LAP TIME	DIFF	MPH	TIME OF DAY
1 -	1:55.698	9.803	69.26	18:13:34.926
2 -	1:47.331	1.436	74.66	18:15:22.257
3 -	1:46.495	0.600	75.24	18:17:08.752
4 -	1:46.874	0.979	74.98	18:18:55.626
5 -	1:46.211 (2)	0.316	75.44	18:20:41.837
6 -	1:46.391 (3)	0.496	75.32	18:22:28.228
7 -	1:47.717	1.822	74.39	18:24:15.945
8 -	1:45.895 (1)		75.67	18:26:01.840
9 -	1:47.204	1.309	74.75	18:27:49.044

P4 55 Wayne FLINT				
LAP	LAP TIME	DIFF	MPH	TIME OF DAY
1 -	1:55.960	9.678	69.10	18:13:35.188
2 -	1:47.376	1.094	74.63	18:15:22.564
3 -	1:46.591 (3)	0.309	75.18	18:17:09.155
4 -	1:46.878	0.596	74.97	18:18:56.033
5 -	1:46.282 (1)		75.39	18:20:42.315
6 -	1:46.476 (2)	0.194	75.26	18:22:28.791
7 -	1:47.424	1.142	74.59	18:24:16.215
8 -	1:47.014	0.732	74.88	18:26:03.229
9 -	1:46.624	0.342	75.15	18:27:49.853

P5 10 Gordon MACMILLAN (M)				
LAP	LAP TIME	DIFF	MPH	TIME OF DAY
1 -	1:56.710	10.154	68.66	18:13:35.938
2 -	1:47.566	1.010	74.49	18:15:23.504
3 -	1:47.398 (3)	0.842	74.61	18:17:10.902
4 -	1:46.990 (2)	0.434	74.90	18:18:57.892
5 -	1:46.556 (1)		75.20	18:20:44.448
6 -	1:47.708	1.152	74.40	18:22:32.156
7 -	1:48.011	1.455	74.19	18:24:20.167
8 -	1:47.407	0.851	74.60	18:26:07.574
9 -	1:48.527	1.971	73.83	18:27:56.101

DIFF = Difference To Personal Best Lap

P6 59 Ian JONES				
LAP	LAP TIME	DIFF	MPH	TIME OF DAY
1 -	2:03.791	18.114	64.73	18:13:43.019
2 -	1:46.829	1.152	75.01	18:15:29.848
3 -	1:46.117 (3)	0.440	75.51	18:17:15.965
4 -	1:46.486	0.809	75.25	18:19:02.451
5 -	1:46.056 (2)	0.379	75.56	18:20:48.507
6 -	1:45.677 (1)		75.83	18:22:34.184
7 -	1:47.104	1.427	74.82	18:24:21.288
8 -	1:46.420	0.743	75.30	18:26:07.708
9 -	1:48.589	2.912	73.79	18:27:56.297

P7 38 Matthew PARKES				
LAP	LAP TIME	DIFF	MPH	TIME OF DAY
1 -	1:56.307	9.470	68.90	18:13:35.535
2 -	1:47.356 (3)	0.519	74.64	18:15:22.891
3 -	1:47.502	0.665	74.54	18:17:10.393
4 -	1:46.857 (2)	0.020	74.99	18:18:57.250
5 -	1:46.837 (1)		75.00	18:20:44.087
6 -	1:47.809	0.972	74.33	18:22:31.896
7 -	1:49.312	2.475	73.30	18:24:21.208
8 -	1:50.114	3.277	72.77	18:26:11.322
9 -	1:49.257	2.420	73.34	18:28:00.579

P8 4 Ray MACDOWALL (M)				
LAP	LAP TIME	DIFF	MPH	TIME OF DAY
1 -	1:57.524	10.124	68.18	18:13:36.752
2 -	1:48.237	0.837	74.03	18:15:24.989
3 -	1:47.567 (2)	0.167	74.49	18:17:12.556
4 -	1:47.789 (3)	0.389	74.34	18:19:00.345
5 -	1:48.960	1.560	73.54	18:20:49.305
6 -	1:47.997	0.597	74.20	18:22:37.302
7 -	1:48.654	1.254	73.75	18:24:25.956
8 -	1:47.872	0.472	74.28	18:26:13.828
9 -	1:47.400 (1)		74.61	18:28:01.228

P9 77 Steven CHANDLER				
LAP	LAP TIME	DIFF	MPH	TIME OF DAY
1 -	1:58.037	10.684	67.89	18:13:37.265
2 -	1:48.511	1.158	73.85	18:15:25.776
3 -	1:49.020	1.667	73.50	18:17:14.796
4 -	1:48.317	0.964	73.98	18:19:03.113
5 -	1:47.572 (3)	0.219	74.49	18:20:50.685
6 -	1:47.712	0.359	74.39	18:22:38.397
7 -	1:48.623	1.270	73.77	18:24:27.020
8 -	1:47.353 (1)		74.64	18:26:14.373
9 -	1:47.385 (2)	0.032	74.62	18:28:01.758

P10 88 Mikey DOBLE				
LAP	LAP TIME	DIFF	MPH	TIME OF DAY
1 -	1:58.721	11.868	67.49	18:13:37.949
2 -	1:48.138	1.285	74.10	18:15:26.087
3 -	1:49.032	2.179	73.49	18:17:15.119
4 -	1:48.723	1.870	73.70	18:19:03.842
5 -	1:48.076	1.223	74.14	18:20:51.918
6 -	1:46.853 (1)		74.99	18:22:38.771
7 -	1:48.044 (3)	1.191	74.16	18:24:26.815
8 -	1:49.261	2.408	73.34	18:26:16.076
9 -	1:47.264 (2)	0.411	74.70	18:28:03.340

Weather / Track : Bright / Dry

Oulton Park Island
Circuit Length = 2.2260 miles
Start: 18:11 Flag 18:27 End: 18:29

Nankang Tyres BMW Compact Cup - Group A & C

RACE 8 - LAP ANALYSIS

DIFF = Difference To Personal Best Lap

P11 63 Tim SCOTT ANDREWS				
LAP	LAP TIME	DIFF	MPH	TIME OF DAY
1 -	1:58.462	11.065	67.64	18:13:37.690
2 -	1:49.080	1.683	73.46	18:15:26.770
3 -	1:48.396	0.999	73.92	18:17:15.166
4 -	1:49.266	1.869	73.34	18:19:04.432
5 -	1:47.941 (2)	0.544	74.24	18:20:52.373
6 -	1:47.397 (1)		74.61	18:22:39.770
7 -	1:48.151 (3)	0.754	74.09	18:24:27.921
8 -	1:49.110	1.713	73.44	18:26:17.031
9 -	1:48.312	0.915	73.98	18:28:05.343

P12 8 Craig JAMIESON (M)				
LAP	LAP TIME	DIFF	MPH	TIME OF DAY
1 -	2:00.593	13.060	66.45	18:13:39.821
2 -	1:49.156	1.623	73.41	18:15:28.977
3 -	1:48.878	1.345	73.60	18:17:17.855
4 -	1:48.441	0.908	73.89	18:19:06.296
5 -	1:48.117 (3)	0.584	74.11	18:20:54.413
6 -	1:47.533 (1)		74.52	18:22:41.946
7 -	1:50.441	2.908	72.56	18:24:32.387
8 -	1:48.174	0.641	74.08	18:26:20.561
9 -	1:47.829 (2)	0.296	74.31	18:28:08.390

P13 84 Luke BROWES				
LAP	LAP TIME	DIFF	MPH	TIME OF DAY
1 -	2:00.349	12.655	66.58	18:13:39.577
2 -	1:49.378	1.684	73.26	18:15:28.955
3 -	1:50.298	2.604	72.65	18:17:19.253
4 -	1:48.336	0.642	73.96	18:19:07.589
5 -	1:48.215 (3)	0.521	74.05	18:20:55.804
6 -	1:47.694 (1)		74.41	18:22:43.498
7 -	1:49.530	1.836	73.16	18:24:33.028
8 -	1:47.838 (2)	0.144	74.31	18:26:20.866
9 -	1:48.304	0.610	73.99	18:28:09.170

P14 17 William DAVISON				
LAP	LAP TIME	DIFF	MPH	TIME OF DAY
1 -	2:01.856	14.376	65.76	18:13:41.084
2 -	1:50.385	2.905	72.59	18:15:31.469
3 -	1:48.439	0.959	73.89	18:17:19.908
4 -	1:49.487	2.007	73.19	18:19:09.395
5 -	1:47.906 (3)	0.426	74.26	18:20:57.301
6 -	1:47.607 (2)	0.127	74.47	18:22:44.908
7 -	1:48.290	0.810	74.00	18:24:33.198
8 -	1:48.641	1.161	73.76	18:26:21.839
9 -	1:47.480 (1)		74.55	18:28:09.319

P15 65 Mike DOBLE (M)				
LAP	LAP TIME	DIFF	MPH	TIME OF DAY
1 -	2:00.785	13.283	66.34	18:13:40.013
2 -	1:51.238	3.736	72.04	18:15:31.251
3 -	1:48.643	1.141	73.76	18:17:19.894
4 -	1:49.823	2.321	72.96	18:19:09.717
5 -	1:48.064 (3)	0.562	74.15	18:20:57.781
6 -	1:48.523	1.021	73.84	18:22:46.304
7 -	1:47.502 (1)		74.54	18:24:33.806
8 -	1:48.202	0.700	74.06	18:26:22.008
9 -	1:47.589 (2)	0.087	74.48	18:28:09.597

DIFF = Difference To Personal Best Lap

P16 666 Rhys CLAYDON				
LAP	LAP TIME	DIFF	MPH	TIME OF DAY
1 -	2:05.182	16.439	64.01	18:13:44.410
2 -	1:49.025	0.282	73.50	18:15:33.435
3 -	1:48.743 (1)		73.69	18:17:22.178
4 -	1:49.495	0.752	73.18	18:19:11.673
5 -	1:49.963	1.220	72.87	18:21:01.636
6 -	1:48.834 (2)	0.091	73.63	18:22:50.470
7 -	1:48.930 (3)	0.187	73.56	18:24:39.400
8 -	1:49.408	0.665	73.24	18:26:28.808
9 -	1:49.444	0.701	73.22	18:28:18.252

P17 22 Nick EDMOND (M)				
LAP	LAP TIME	DIFF	MPH	TIME OF DAY
1 -	2:01.028	13.565	66.21	18:13:40.256
2 -	1:50.619	3.156	72.44	18:15:30.875
3 -	1:48.845 (2)	1.382	73.62	18:17:19.720
4 -	1:48.875 (3)	1.412	73.60	18:19:08.595
5 -	1:47.463 (1)		74.57	18:20:56.058
6 -	1:50.992	3.529	72.19	18:22:47.050
7 -	1:49.764	2.301	73.00	18:24:36.814
8 -	1:51.501	4.038	71.87	18:26:28.315
9 -	1:50.537	3.074	72.49	18:28:18.852

P18 44 Andy COOMBS (M)				
LAP	LAP TIME	DIFF	MPH	TIME OF DAY
1 -	2:02.946	13.989	65.17	18:13:42.174
2 -	1:50.984	2.027	72.20	18:15:33.158
3 -	1:50.092	1.135	72.79	18:17:23.250
4 -	1:50.629	1.672	72.43	18:19:13.879
5 -	1:49.602 (3)	0.645	73.11	18:21:03.481
6 -	1:49.696	0.739	73.05	18:22:53.177
7 -	1:49.957	1.000	72.87	18:24:43.134
8 -	1:48.957 (1)		73.54	18:26:32.091
9 -	1:49.247 (2)	0.290	73.35	18:28:21.338

P19 15 Jim BARRATT (M)				
LAP	LAP TIME	DIFF	MPH	TIME OF DAY
1 -	2:05.597	16.435	63.80	18:13:44.825
2 -	1:50.340	1.178	72.62	18:15:35.165
3 -	1:49.520 (3)	0.358	73.17	18:17:24.685
4 -	1:49.768	0.606	73.00	18:19:14.453
5 -	1:49.562	0.400	73.14	18:21:04.015
6 -	1:49.530	0.368	73.16	18:22:53.545
7 -	1:50.053	0.891	72.81	18:24:43.598
8 -	1:49.162 (1)		73.41	18:26:32.760
9 -	1:49.217 (2)	0.055	73.37	18:28:21.977

P20 45 Brendan MURPHY (M)				
LAP	LAP TIME	DIFF	MPH	TIME OF DAY
1 -	2:06.569	17.651	63.31	18:13:45.797
2 -	1:50.568	1.650	72.47	18:15:36.365
3 -	1:50.416	1.498	72.57	18:17:26.781
4 -	1:49.123 (2)	0.205	73.43	18:19:15.904
5 -	1:49.351	0.433	73.28	18:21:05.255
6 -	1:49.265 (3)	0.347	73.34	18:22:54.520
7 -	1:49.984	1.066	72.86	18:24:44.504
8 -	1:48.918 (1)		73.57	18:26:33.422
9 -	1:49.455	0.537	73.21	18:28:22.877

Weather / Track : Bright / Dry

Oulton Park Island
Circuit Length = 2.2260 miles
Start: 18:11 Flag 18:27 End: 18:29

Nankang Tyres BMW Compact Cup - Group A & C

RACE 8 - LAP ANALYSIS

DIFF = Difference To Personal Best Lap

P21 9 Martin GADSBY (M)				
LAP	LAP TIME	DIFF	MPH	TIME OF DAY
1 -	2:04.817	15.827	64.20	18:13:44.045
2 -	1:50.383	1.393	72.59	18:15:34.428
3 -	1:49.280 (2)	0.290	73.33	18:17:23.708
4 -	1:51.409	2.419	71.92	18:19:15.117
5 -	1:49.429	0.439	73.23	18:21:04.546
6 -	1:49.586	0.596	73.12	18:22:54.132
7 -	1:51.132	2.142	72.10	18:24:45.264
8 -	1:48.990 (1)		73.52	18:26:34.254
9 -	1:49.301 (3)	0.311	73.31	18:28:23.555

P22 99 Phil SHARPE (M)				
LAP	LAP TIME	DIFF	MPH	TIME OF DAY
1 -	2:09.000	18.279	62.12	18:13:48.228
2 -	1:51.769	1.048	71.69	18:15:39.997
3 -	1:50.721 (1)		72.37	18:17:30.718
4 -	1:51.107 (2)	0.386	72.12	18:19:21.825
5 -	1:52.285	1.564	71.36	18:21:14.110
6 -	1:51.323 (3)	0.602	71.98	18:23:05.433
7 -	1:52.284	1.563	71.36	18:24:57.717
8 -	1:51.679	0.958	71.75	18:26:49.396
9 -	1:52.055	1.334	71.51	18:28:41.451

P23 56 Gregory BARLOW (M)				
LAP	LAP TIME	DIFF	MPH	TIME OF DAY
1 -	2:07.872	16.983	62.66	18:13:47.100
2 -	1:52.348	1.459	71.32	18:15:39.448
3 -	1:50.889 (1)		72.26	18:17:30.337
4 -	1:51.160 (2)	0.271	72.09	18:19:21.497
5 -	1:53.131	2.242	70.83	18:21:14.628
6 -	1:51.270 (3)	0.381	72.01	18:23:05.898
7 -	1:52.293	1.404	71.36	18:24:58.191
8 -	1:51.645	0.756	71.77	18:26:49.836
9 -	1:52.279	1.390	71.37	18:28:42.115

P24 888 Jon ATTARD				
LAP	LAP TIME	DIFF	MPH	TIME OF DAY
1 -	2:09.634	19.346	61.81	18:13:48.862
2 -	1:53.543	3.255	70.57	18:15:42.405
3 -	1:52.438	2.150	71.27	18:17:34.843
4 -	1:52.238	1.950	71.39	18:19:27.081
5 -	1:50.288 (1)		72.66	18:21:17.369
6 -	1:52.688	2.400	71.11	18:23:10.057
7 -	1:51.932	1.644	71.59	18:25:01.989
8 -	1:51.532 (3)	1.244	71.85	18:26:53.521
9 -	1:51.479 (2)	1.191	71.88	18:28:45.000

P25 91 Craig ARKELL				
LAP	LAP TIME	DIFF	MPH	TIME OF DAY
1 -	2:15.735	25.034	59.03	18:13:54.963
2 -	1:50.807 (2)	0.106	72.32	18:15:45.770
3 -	1:50.905	0.204	72.25	18:17:36.675
4 -	1:50.888 (3)	0.187	72.26	18:19:27.563
5 -	1:50.701 (1)		72.38	18:21:18.264

DIFF = Difference To Personal Best Lap

P26 13 Jason BAGLEY				
LAP	LAP TIME	DIFF	MPH	TIME OF DAY
1 -	2:07.442	17.645	62.88	18:13:46.670
2 -	1:51.352 (3)	1.555	71.96	18:15:38.022
3 -	1:49.898 (2)	0.101	72.91	18:17:27.920
4 -	1:49.797 (1)		72.98	18:19:17.717
5 -	2:42.459 P	52.662	49.32	18:22:00.176

Weather / Track : Bright / Dry

Nankang Tyres BMW Compact Cup - Group A & C

RACE 8 - STATISTICS

Competitors Started 26
Planned Start 2019-04-13 @ 18:10:00.000
Actual Start 2019-04-13 @ 18:11:39.227
Finish Time 2019-04-13 @ 18:27:45.764
Track Length 2.2260mi.
Total Laps 226
Total Distance Covered 503.0760mi.

Session Fastest Lap History

NO	CL	NAME	LAP TIME	TIME OF DAY	LAP	VEHICLE
96	A	Ben HUNTLEY	1:54.715	18:13:33.963	1	BMW E36 Compact 318Ti
96	A	Ben HUNTLEY	1:47.741	18:15:21.705	2	BMW E36 Compact 318Ti
16	C	Tom GRIFFITHS	1:47.331	18:15:22.280	2	BMW E36 Compact 318Ti
59	A	Ian JONES	1:46.829	18:15:29.862	2	BMW E36 Compact 318Ti
96	A	Ben HUNTLEY	1:46.354	18:17:08.059	3	BMW E36 Compact 318Ti
64	C	Steven DAILLY	1:46.153	18:17:08.185	3	BMW E36 Compact 318Ti
59	A	Ian JONES	1:46.117	18:17:15.979	3	BMW E36 Compact 318Ti
59	A	Ian JONES	1:46.056	18:20:48.520	5	BMW E36 Compact 318Ti
59	A	Ian JONES	1:45.677	18:22:34.197	6	BMW E36 Compact 318Ti

Session Leader History

NO	CL	NAME	FROM LAP	LAPS LED	DISTANCE	VEHICLE
96	A	Ben HUNTLEY	1	9	17.80 miles	BMW E36 Compact 318Ti

Flag History

TYPE	TIME OF DAY
GREEN	18:11:39.227
FINISH	18:27:45.764

Flag Statistics

TYPE	COUNT	TOTAL LAPS	TOTAL TIME
Green	1	9	17:35.029
Red	0	0	0.000
Safety Car	0	0	0.000
FCY	0	0	0.000

Weather / Track : Bright / Dry

These results are provisional until the conclusion of any judicial and technical matters.

Oulton Park Island

Circuit Length = 2.2260 miles

Start: 18:11 Flag 18:27 End: 18:29

Clerk Of Course :

Timekeeper :

Nankang Tyres BMW Compact Cup - Group A & C

RACE 8 - STATISTICS

CLASS : A

14 Starters

Fastest Lap History

NO	NAME	LAP TIME	TIME OF DAY	LAP	VEHICLE
96	Ben HUNTLEY	1:54.715	18:13:33.963	1	BMW E36 Compact 318Ti
96	Ben HUNTLEY	1:47.741	18:15:21.705	2	BMW E36 Compact 318Ti
55	Wayne FLINT	1:47.376	18:15:22.583	2	BMW E36 Compact 318Ti
59	Ian JONES	1:46.829	18:15:29.862	2	BMW E36 Compact 318Ti
96	Ben HUNTLEY	1:46.354	18:17:08.059	3	BMW E36 Compact 318Ti
59	Ian JONES	1:46.117	18:17:15.979	3	BMW E36 Compact 318Ti
59	Ian JONES	1:46.056	18:20:48.520	5	BMW E36 Compact 318Ti
59	Ian JONES	1:45.677	18:22:34.197	6	BMW E36 Compact 318Ti

Leader History

NO	NAME	FROM LAP	LAPS LED	DISTANCE	VEHICLE
96	Ben HUNTLEY	1	9	17.80 miles	BMW E36 Compact 318Ti

Weather / Track : Bright / Dry

These results are provisional until the conclusion of any judicial and technical matters.

Oulton Park Island

Circuit Length = 2.2260 miles

Start: 18:11 Flag 18:27 End: 18:29

Clerk Of Course :

Timekeeper :

Nankang Tyres BMW Compact Cup - Group A & C

RACE 8 - STATISTICS

CLASS : C

12 Starters

Fastest Lap History

NO	NAME	LAP TIME	TIME OF DAY	LAP	VEHICLE
64	Steven DAILLY	1:54.967	18:13:34.211	1	BMW E36 Compact 318Ti
64	Steven DAILLY	1:47.821	18:15:22.032	2	BMW E36 Compact 318Ti
16	Tom GRIFFITHS	1:47.331	18:15:22.280	2	BMW E36 Compact 318Ti
64	Steven DAILLY	1:46.153	18:17:08.185	3	BMW E36 Compact 318Ti
16	Tom GRIFFITHS	1:45.895	18:26:01.863	8	BMW E36 Compact 318Ti

Leader History

NO	NAME	FROM LAP	LAPS LED	DISTANCE	VEHICLE
64	Steven DAILLY	1	9	17.80 miles	BMW E36 Compact 318Ti

Weather / Track : Bright / Dry

These results are provisional until the conclusion of any judicial and technical matters.

Oulton Park Island

Circuit Length = 2.2260 miles

Start: 18:11 Flag 18:27 End: 18:29

Clerk Of Course :

Timekeeper :