



BRSCC MAZDA MX-5 CHAMPIONSHIP

Pembrey Clubmans Circuit

20th / 21st April 2019



Results Provided by Timing Solutions Ltd
www.tsl-timing.com

BRSCC Mazda Race Weekend



BRSCC Mazda MX-5 Championship & Mazda MX-5 Super Series

PRACTICE - CLASSIFICATION

POS	NO	NAME	ENTRY	TIME	ON	LAPS	GAP	DIFF	MPH
1	33	James KELL	Mazda MX-5 Mk3	1:13.965	4	15			72.52
2	21	Simon FLEET (M)	Mazda MX-5 Mk3	1:13.974	8	20	0.009	0.009	72.51
3	7	Alex MILLER	Mazda MX-5 Mk3	1:13.991	12	21	0.026	0.017	72.49
4	11	Declan LEE	Mazda MX-5 Mk3	1:15.242	16	18	1.277	1.251	71.28
5	3	Darren KELL (M)	Mazda MX-5 Mk3	1:15.501	15	21	1.536	0.259	71.04
6	72	Matt LUFF	Mazda MX-5 Mk1	1:16.117	6	16	2.152	0.616	70.47
7	666	David WATERS	Mazda MX-5 Mk1	1:16.535	7	9	2.570	0.418	70.08
8	91	Tom SMITH	Mazda MX-5 Mk1	1:16.541	4	11	2.576	0.006	70.08
9	30	Dave TURTON	Mazda MX-5 Mk1	1:16.582	18	18	2.617	0.041	70.04
10	23	Martin TOLLEY (M)	Mazda MX-5 Mk1	1:16.709	10	13	2.744	0.127	69.92
11	65	William HAYDEN	Mazda MX-5 Mk1	1:17.004	4	15	3.039	0.295	69.65
12	722	Alan HAWKINS (M)	Mazda MX-5 Mk1	1:17.076	17	20	3.111	0.072	69.59
13	61	Richard BAXTER	Mazda MX-5 Mk1	1:17.361	20	20	3.396	0.285	69.33
14	57	Oliver JENKINS	Mazda MX-5 Mk1	1:18.055	13	16	4.090	0.694	68.72
15	56	Thomas JENKINS	Mazda MX-5 Mk1	1:18.160	14	15	4.195	0.105	68.62
16	3	Richard WOOTTEN	Mazda MX-5 Mk1	1:18.441	3	19	4.476	0.281	68.38
17	43	Joseph WILLMOTT	Mazda MX-5 Mk1	1:19.088	11	21	5.123	0.647	67.82
18	73	Jon WOOD (M)	Mazda MX-5 Mk1	1:20.409	20	20	6.444	1.321	66.70
19	312	Peter LANCASTER (M)	Mazda MX-5 Mk1	1:21.635	7	8	7.670	1.226	65.70
20	34	Adam TYRRELL (M)	Mazda MX-5 Mk1	1:23.928	8	18	9.963	2.293	63.91

Car 56 - Transponder not working

Weather / Track : Bright / Dry

These results are provisional until the conclusion of any judicial and technical matters.

Pembrey Clubmans

Circuit Length = 1.4900 miles

Start: 09:30 Flag 10:00 End: 10:02

Clerk Of Course :		Timekeeper :	
-------------------	--	--------------	--

BRSCC Mazda Race Weekend

BRSCC Mazda MX-5 Championship & Mazda MX-5 Super Series

PRACTICE - LAP ANALYSIS

DIFF = Difference To Personal Best Lap

P1 33 James KELL				
LAP	LAP TIME	DIFF	MPH	TIME OF DAY
1 -				09:32:40.220
2 -	1:33.610	19.645	57.30	09:34:13.830
3 -	1:16.618	2.653	70.00	09:35:30.448
4 -	1:13.965 (1)		72.52	09:36:44.413
5 -	1:14.136 (2)	0.171	72.35	09:37:58.549
6 -	1:41.144 P	27.179	53.03	09:39:39.693
7 -	6:42.951	5:28.986	13.31	09:46:22.644
8 -	1:16.209	2.244	70.38	09:47:38.853
9 -	1:19.003	5.038	67.89	09:48:57.856
10 -	1:29.967 P	16.002	59.62	09:50:27.823
11 -	1:23.772	9.807	64.03	09:51:51.595
12 -	1:15.404 (3)	1.439	71.13	09:53:06.999
13 -	1:15.791	1.826	70.77	09:54:22.790
14 -	1:16.584	2.619	70.04	09:55:39.374
15 -	1:40.126 P	26.161	53.57	09:57:19.500

P2 21 Simon FLEET (M)				
LAP	LAP TIME	DIFF	MPH	TIME OF DAY
1 -				09:32:58.500
2 -	1:28.853	14.879	60.36	09:34:27.353
3 -	1:17.472	3.498	69.23	09:35:44.825
4 -	1:18.559	4.585	68.27	09:37:03.384
5 -	1:15.285	1.311	71.24	09:38:18.669
6 -	1:15.317	1.343	71.21	09:39:33.986
7 -	1:14.422	0.448	72.07	09:40:48.408
8 -	1:13.974 (1)		72.51	09:42:02.382
9 -	1:29.405 P	15.431	59.99	09:43:31.787
10 -	3:30.260	2:16.286	25.51	09:47:02.047
11 -	1:15.586	1.612	70.96	09:48:17.633
12 -	1:14.846	0.872	71.66	09:49:32.479
13 -	1:15.185	1.211	71.34	09:50:47.664
14 -	1:14.518	0.544	71.98	09:52:02.182
15 -	1:14.338 (2)	0.364	72.15	09:53:16.520
16 -	1:24.892 P	10.918	63.18	09:54:41.412
17 -	2:44.483	1:30.509	32.61	09:57:25.895
18 -	1:16.170	2.196	70.42	09:58:42.065
19 -	1:14.353 (3)	0.379	72.14	09:59:56.418
20 -	1:14.705	0.731	71.80	10:01:11.123

P3 7 Alex MILLER				
LAP	LAP TIME	DIFF	MPH	TIME OF DAY
1 -				09:31:52.018
2 -	1:15.556	1.565	70.99	09:33:07.574
3 -	1:16.038	2.047	70.54	09:34:23.612
4 -	1:16.559	2.568	70.06	09:35:40.171
5 -	1:16.325	2.334	70.27	09:36:56.496
6 -	1:15.626	1.635	70.92	09:38:12.122
7 -	1:14.846	0.855	71.66	09:39:26.968
8 -	1:14.374 (3)	0.383	72.12	09:40:41.342
9 -	2:41.562 P	1:27.571	33.20	09:43:22.904
10 -	1:25.847	11.856	62.48	09:44:48.751
11 -	1:14.301 (2)	0.310	72.19	09:46:03.052
12 -	1:13.991 (1)		72.49	09:47:17.043
13 -	1:21.399	7.408	65.89	09:48:38.442
14 -	1:16.098	2.107	70.48	09:49:54.540
15 -	1:16.141	2.150	70.44	09:51:10.681
16 -	3:00.923 P	1:46.932	29.64	09:54:11.604
17 -	1:28.556	14.565	60.57	09:55:40.160
18 -	1:15.096	1.105	71.42	09:56:55.256
19 -	1:15.450	1.459	71.09	09:58:10.706

DIFF = Difference To Personal Best Lap

P4 11 Declan LEE				
LAP	LAP TIME	DIFF	MPH	TIME OF DAY
20 -	1:14.514	0.523	71.98	09:59:25.220
21 -	2:20.633 P	1:06.642	38.14	10:01:45.853
1 -				09:31:48.251
2 -	1:18.000	2.758	68.76	09:33:06.251
3 -	1:16.232	0.990	70.36	09:34:22.483
4 -	1:17.440	2.198	69.26	09:35:39.923
5 -	2:28.423 P	1:13.181	36.13	09:38:08.346
6 -	1:25.586	10.344	62.67	09:39:33.932
7 -	1:16.193	0.951	70.40	09:40:50.125
8 -	1:18.846	3.604	68.03	09:42:08.971
9 -	2:33.660 P	1:18.418	34.90	09:44:42.631
10 -	1:25.965	10.723	62.39	09:46:08.596
11 -	1:16.117	0.875	70.47	09:47:24.713
12 -	1:57.124 P	41.882	45.79	09:49:21.837
13 -	1:27.261	12.019	61.47	09:50:49.098
14 -	1:15.534 (2)	0.292	71.01	09:52:04.632
15 -	1:16.077 (3)	0.835	70.50	09:53:20.709
16 -	1:15.242 (1)		71.28	09:54:35.951
17 -	1:17.244	2.002	69.44	09:55:53.195
18 -	1:16.632	1.390	69.99	09:57:09.827

P5 3 Darren KELL (M)				
LAP	LAP TIME	DIFF	MPH	TIME OF DAY
1 -				09:32:11.403
2 -	1:16.421	0.920	70.19	09:33:27.824
3 -	1:16.177	0.676	70.41	09:34:44.001
4 -	1:16.028 (2)	0.527	70.55	09:36:00.029
5 -	1:50.348 P	34.847	48.60	09:37:50.377
6 -	2:08.054	52.553	41.88	09:39:58.431
7 -	1:18.754	3.253	68.11	09:41:17.185
8 -	1:16.753	1.252	69.88	09:42:33.938
9 -	1:54.422 P	38.921	46.87	09:44:28.360
10 -	1:55.166	39.665	46.57	09:46:23.526
11 -	1:16.401	0.900	70.20	09:47:39.927
12 -	1:19.049	3.548	67.85	09:48:58.976
13 -	1:31.675 P	16.174	58.51	09:50:30.651
14 -	1:22.182	6.681	65.26	09:51:52.833
15 -	1:15.501 (1)		71.04	09:53:08.334
16 -	1:16.052 (3)	0.551	70.53	09:54:24.386
17 -	1:16.388	0.887	70.22	09:55:40.774
18 -	1:37.504	22.003	55.01	09:57:18.278
19 -	1:16.518	1.017	70.10	09:58:34.796
20 -	1:16.600	1.099	70.02	09:59:51.396
21 -	1:16.926	1.425	69.72	10:01:08.322

P6 72 Matt LUFF				
LAP	LAP TIME	DIFF	MPH	TIME OF DAY
1 -				09:31:47.401
2 -	1:16.223 (2)	0.106	70.37	09:33:03.624
3 -	1:16.724	0.607	69.91	09:34:20.348
4 -	1:25.711	9.594	62.58	09:35:46.059
5 -	1:22.393	6.276	65.10	09:37:08.452
6 -	1:16.117 (1)		70.47	09:38:24.569
7 -	1:29.144 P	13.027	60.17	09:39:53.713
8 -	2:32.519	1:16.402	35.16	09:42:26.232
9 -	1:16.387 (3)	0.270	70.22	09:43:42.619
10 -	1:16.593	0.476	70.03	09:44:59.212
11 -	1:16.486	0.369	70.13	09:46:15.698
12 -	1:20.826	4.709	66.36	09:47:36.524

Weather / Track : Bright / Dry

Pembrey Clubmans

Circuit Length = 1.4900 miles

Start: 09:30 Flag 10:00 End: 10:02

BRSCC Mazda Race Weekend

BRSCC Mazda MX-5 Championship & Mazda MX-5 Super Series

PRACTICE - LAP ANALYSIS

DIFF = Difference To Personal Best Lap

13 -	1:16.760	0.643	69.88	09:48:53.284
14 -	1:17.189	1.072	69.49	09:50:10.473
15 -	1:17.833	1.716	68.91	09:51:28.306
16 -	1:28.461 P	12.344	60.63	09:52:56.767

P7 666 David WATERS

LAP	LAP TIME	DIFF	MPH	TIME OF DAY
1 -	P			09:35:28.038
2 -	2:17.115 P	1:00.580	39.12	09:37:45.153
3 -	15:48.946 P	14:32.411	5.65	09:53:34.099
4 -	1:25.732	9.197	62.56	09:54:59.831
5 -	1:17.201 (3)	0.666	69.48	09:56:17.032
6 -	1:17.324	0.789	69.37	09:57:34.356
7 -	1:16.535 (1)		70.08	09:58:50.891
8 -	1:17.344	0.809	69.35	10:00:08.235
9 -	1:16.738 (2)	0.203	69.90	10:01:24.973

P8 91 Tom SMITH

LAP	LAP TIME	DIFF	MPH	TIME OF DAY
1 -				09:31:49.987
2 -	1:17.126	0.585	69.54	09:33:07.113
3 -	1:17.153	0.612	69.52	09:34:24.266
4 -	1:16.541 (1)		70.08	09:35:40.807
5 -	1:18.406	1.865	68.41	09:36:59.213
6 -	1:16.822 (2)	0.281	69.82	09:38:16.035
7 -	1:28.707	12.166	60.46	09:39:44.742
8 -	1:16.866 (3)	0.325	69.78	09:41:01.608
9 -	1:17.692	1.151	69.04	09:42:19.300
10 -	1:17.620	1.079	69.10	09:43:36.920
11 -	2:47.477 P	1:30.936	32.02	09:46:24.397

P9 30 Dave TURTON

LAP	LAP TIME	DIFF	MPH	TIME OF DAY
1 -				09:35:18.129
2 -	1:16.755	0.173	69.88	09:36:34.884
3 -	1:16.737 (3)	0.155	69.90	09:37:51.621
4 -	1:16.940	0.358	69.71	09:39:08.561
5 -	1:16.640 (2)	0.058	69.98	09:40:25.201
6 -	1:18.919	2.337	67.96	09:41:44.120
7 -	1:17.202	0.620	69.48	09:43:01.322
8 -	1:16.846	0.264	69.80	09:44:18.168
9 -	1:17.013	0.431	69.65	09:45:35.181
10 -	1:30.945 P	14.363	58.98	09:47:06.126
11 -	3:48.906	2:32.324	23.43	09:50:55.032
12 -	1:38.903 P	22.321	54.23	09:52:33.935
13 -	1:54.398	37.816	46.88	09:54:28.333
14 -	1:17.841	1.259	68.90	09:55:46.174
15 -	1:17.368	0.786	69.33	09:57:03.542
16 -	1:17.006	0.424	69.65	09:58:20.548
17 -	1:16.780	0.198	69.86	09:59:37.328
18 -	1:16.582 (1)		70.04	10:00:53.910

P10 23 Martin TOLLEY (M)

LAP	LAP TIME	DIFF	MPH	TIME OF DAY
1 -	P			09:35:25.826
2 -	1:29.354	12.645	60.03	09:36:55.180
3 -	1:17.469	0.760	69.24	09:38:12.649
4 -	1:16.931 (2)	0.222	69.72	09:39:29.580
5 -	1:29.719 P	13.010	59.78	09:40:59.299
6 -	1:27.837	11.128	61.06	09:42:27.136
7 -	1:17.455	0.746	69.25	09:43:44.591

DIFF = Difference To Personal Best Lap

8 -	1:16.982 (3)	0.273	69.67	09:45:01.573
9 -	1:19.629	2.920	67.36	09:46:21.202
10 -	1:16.709 (1)		69.92	09:47:37.911
11 -	1:17.090	0.381	69.58	09:48:55.001
12 -	1:17.074	0.365	69.59	09:50:12.075
13 -	1:29.659 P	12.950	59.82	09:51:41.734

P11 65 William HAYDEN

LAP	LAP TIME	DIFF	MPH	TIME OF DAY
1 -				09:32:40.160
2 -	1:17.153	0.149	69.52	09:33:57.313
3 -	1:17.374	0.370	69.32	09:35:14.687
4 -	1:17.004 (1)		69.65	09:36:31.691
5 -	1:17.052 (2)	0.048	69.61	09:37:48.743
6 -	1:28.198 P	11.194	60.81	09:39:16.941
7 -	3:10.425	1:53.421	28.16	09:42:27.366
8 -	1:17.804	0.800	68.94	09:43:45.170
9 -	1:17.149 (3)	0.145	69.52	09:45:02.319
10 -	1:17.883	0.879	68.87	09:46:20.202
11 -	1:17.274	0.270	69.41	09:47:37.476
12 -	1:17.928	0.924	68.83	09:48:55.404
13 -	1:17.807	0.803	68.93	09:50:13.211
14 -	1:17.528	0.524	69.18	09:51:30.739
15 -	1:28.901 P	11.897	60.33	09:52:59.640

P12 722 Alan HAWKINS (M)

LAP	LAP TIME	DIFF	MPH	TIME OF DAY
1 -	P			09:34:05.412
2 -	1:34.655	17.579	56.66	09:35:40.067
3 -	1:22.308	5.232	65.16	09:37:02.375
4 -	1:19.850	2.774	67.17	09:38:22.225
5 -	1:18.971	1.895	67.92	09:39:41.196
6 -	1:18.816	1.740	68.05	09:41:00.012
7 -	1:19.213	2.137	67.71	09:42:19.225
8 -	1:18.533	1.457	68.30	09:43:37.758
9 -	1:18.987	1.911	67.90	09:44:56.745
10 -	1:18.565	1.489	68.27	09:46:15.310
11 -	1:18.789	1.713	68.08	09:47:34.099
12 -	1:18.818	1.742	68.05	09:48:52.917
13 -	1:32.939 P	15.863	57.71	09:50:25.856
14 -	2:25.508	1:08.432	36.86	09:52:51.364
15 -	1:18.471	1.395	68.35	09:54:09.835
16 -	1:18.424	1.348	68.39	09:55:28.259
17 -	1:17.076 (1)		69.59	09:56:45.335
18 -	1:17.648 (2)	0.572	69.08	09:58:02.983
19 -	1:17.741 (3)	0.665	68.99	09:59:20.724
20 -	1:18.024	0.948	68.74	10:00:38.748

P13 61 Richard BAXTER

LAP	LAP TIME	DIFF	MPH	TIME OF DAY
1 -				09:32:01.878
2 -	1:17.919	0.558	68.84	09:33:19.797
3 -	1:17.594	0.233	69.12	09:34:37.391
4 -	1:17.647	0.286	69.08	09:35:55.038
5 -	1:17.826	0.465	68.92	09:37:12.864
6 -	1:17.531	0.170	69.18	09:38:30.395
7 -	1:17.819	0.458	68.92	09:39:48.214
8 -	1:17.639	0.278	69.08	09:41:05.853
9 -	1:27.109 P	9.748	61.57	09:42:32.962
10 -	5:31.003 P	4:13.642	16.20	09:48:03.965
11 -	1:25.632	8.271	62.64	09:49:29.597
12 -	1:20.497	3.136	66.63	09:50:50.094

Weather / Track : Bright / Dry

Pembrey Clubmans

Circuit Length = 1.4900 miles

Start: 09:30 Flag 10:00 End: 10:02

BRSCC Mazda Race Weekend

BRSCC Mazda MX-5 Championship & Mazda MX-5 Super Series

PRACTICE - LAP ANALYSIS

DIFF = Difference To Personal Best Lap

13 -	1:17.836	0.475	68.91	09:52:07.930
14 -	1:18.194	0.833	68.59	09:53:26.124
15 -	1:17.996	0.635	68.77	09:54:44.120
16 -	1:17.420 (2)	0.059	69.28	09:56:01.540
17 -	1:34.675	17.314	56.65	09:57:36.215
18 -	1:17.706	0.345	69.02	09:58:53.921
19 -	1:17.515 (3)	0.154	69.19	10:00:11.436
20 -	1:17.361 (1)		69.33	10:01:28.797

P14 57 Oliver JENKINS

LAP	LAP TIME	DIFF	MPH	TIME OF DAY
1 -				09:30:54.824
2 -	1:35.638	17.583	56.08	09:32:30.462
3 -	1:19.750	1.695	67.26	09:33:50.212
4 -	1:19.398	1.343	67.55	09:35:09.610
5 -	1:19.511	1.456	67.46	09:36:29.121
6 -	1:20.985	2.930	66.23	09:37:50.106
7 -	1:19.474	1.419	67.49	09:39:09.580
8 -	1:18.849	0.794	68.02	09:40:28.429
9 -	1:19.179	1.124	67.74	09:41:47.608
10 -	1:18.416 (3)	0.361	68.40	09:43:06.024
11 -	1:24.331	6.276	63.60	09:44:30.355
12 -	1:25.768	7.713	62.54	09:45:56.123
13 -	1:18.055 (1)		68.72	09:47:14.178
14 -	1:18.335 (2)	0.280	68.47	09:48:32.513
15 -	1:19.246	1.191	67.68	09:49:51.759
16 -	1:43.852 P	25.797	51.65	09:51:35.611

P15 56 Thomas JENKINS

LAP	LAP TIME	DIFF	MPH	TIME OF DAY
1 -				09:32:35.725
2 -	1:19.618	1.458	67.37	09:33:55.343
3 -	1:22.546	4.386	64.98	09:35:17.889
4 -	1:20.157	1.997	66.91	09:36:38.046
5 -	1:19.705	1.545	67.29	09:37:57.751
6 -	1:18.785 (3)	0.625	68.08	09:39:16.536
7 -	1:21.091	2.931	66.14	09:40:37.627
8 -	1:20.951	2.791	66.26	09:41:58.578
9 -	1:19.305	1.145	67.63	09:43:17.883
10 -	1:18.943	0.783	67.94	09:44:36.826
11 -	1:20.925	2.765	66.28	09:45:57.751
12 -	1:18.559 (2)	0.399	68.27	09:47:16.310
13 -	1:19.003	0.843	67.89	09:48:35.313
14 -	1:18.160 (1)		68.62	09:49:53.473
15 -	1:45.467 P	27.307	50.85	09:51:38.940

P16 3 Richard WOOTTEN

LAP	LAP TIME	DIFF	MPH	TIME OF DAY
1 -				09:33:26.707
2 -	1:33.457	15.016	57.39	09:35:00.164
3 -	1:18.441 (1)		68.38	09:36:18.605
4 -	1:18.506 (2)	0.065	68.32	09:37:37.111
5 -	1:19.982	1.541	67.06	09:38:57.093
6 -	1:19.196	0.755	67.73	09:40:16.289
7 -	1:19.402	0.961	67.55	09:41:35.691
8 -	3:37.313 P	2:18.872	24.68	09:45:13.004
9 -	1:26.898	8.457	61.72	09:46:39.902
10 -	1:19.135	0.694	67.78	09:47:59.037
11 -	1:18.701 (3)	0.260	68.15	09:49:17.738
12 -	1:19.486	1.045	67.48	09:50:37.224
13 -	1:18.883	0.442	67.99	09:51:56.107
14 -	2:38.811 P	1:20.370	33.77	09:54:34.918

DIFF = Difference To Personal Best Lap

15 -	1:30.469	12.028	59.29	09:56:05.387
16 -	1:19.449	1.008	67.51	09:57:24.836
17 -	1:19.894	1.453	67.13	09:58:44.730
18 -	1:20.709	2.268	66.46	10:00:05.439
19 -	1:19.402	0.961	67.55	10:01:24.841

P17 43 Joseph WILLMOTT

LAP	LAP TIME	DIFF	MPH	TIME OF DAY
1 -				09:31:49.709
2 -	1:34.195	15.107	56.94	09:33:23.904
3 -	1:26.455	7.367	62.04	09:34:50.359
4 -	1:21.161	2.073	66.09	09:36:11.520
5 -	1:24.455	5.367	63.51	09:37:35.975
6 -	1:24.006	4.918	63.85	09:38:59.981
7 -	1:19.802	0.714	67.21	09:40:19.783
8 -	1:41.563 P	22.475	52.81	09:42:01.346
9 -	3:04.746	1:45.658	29.03	09:45:06.092
10 -	1:20.447	1.359	66.67	09:46:26.539
11 -	1:19.088 (1)		67.82	09:47:45.627
12 -	1:19.875	0.787	67.15	09:49:05.502
13 -	1:20.129	1.041	66.94	09:50:25.631
14 -	1:20.129	1.041	66.94	09:51:45.760
15 -	1:19.688 (2)	0.600	67.31	09:53:05.448
16 -	1:22.810	3.722	64.77	09:54:28.258
17 -	1:20.931	1.843	66.27	09:55:49.189
18 -	1:19.749 (3)	0.661	67.26	09:57:08.938
19 -	1:21.558	2.470	65.76	09:58:30.496
20 -	1:20.130	1.042	66.94	09:59:50.626
21 -	1:23.490	4.402	64.24	10:01:14.116

P18 73 Jon WOOD (M)

LAP	LAP TIME	DIFF	MPH	TIME OF DAY
1 -				09:34:29.536
2 -	1:38.419	18.010	54.50	09:36:07.955
3 -	1:27.194	6.785	61.51	09:37:35.149
4 -	1:24.415	4.006	63.54	09:38:59.564
5 -	1:24.896	4.487	63.18	09:40:24.460
6 -	1:22.965	2.556	64.65	09:41:47.425
7 -	1:21.851	1.442	65.53	09:43:09.276
8 -	1:22.132	1.723	65.30	09:44:31.408
9 -	1:21.446	1.037	65.85	09:45:52.854
10 -	1:23.015	2.606	64.61	09:47:15.869
11 -	1:21.780	1.371	65.59	09:48:37.649
12 -	1:20.843	0.434	66.35	09:49:58.492
13 -	1:20.511 (3)	0.102	66.62	09:51:19.003
14 -	1:20.931	0.522	66.27	09:52:39.934
15 -	1:22.550	2.141	64.97	09:54:02.484
16 -	1:21.258	0.849	66.01	09:55:23.742
17 -	1:21.312	0.903	65.96	09:56:45.054
18 -	1:20.489 (2)	0.080	66.64	09:58:05.543
19 -	1:21.679	1.270	65.67	09:59:27.222
20 -	1:20.409 (1)		66.70	10:00:47.631

P19 312 Peter LANCASTER (M)

LAP	LAP TIME	DIFF	MPH	TIME OF DAY
1 -				09:41:13.098
2 -	1:33.049	11.414	57.64	09:42:46.147
3 -	1:22.051	0.416	65.37	09:44:08.198
4 -	1:22.502	0.867	65.01	09:45:30.700
5 -	1:21.871 (3)	0.236	65.51	09:46:52.571
6 -	1:21.722 (2)	0.087	65.63	09:48:14.293
7 -	1:21.635 (1)		65.70	09:49:35.928

Weather / Track : Bright / Dry

Pembrey Clubmans

Circuit Length = 1.4900 miles

Start: 09:30 Flag 10:00 End: 10:02

BRSCC Mazda Race Weekend

BRSCC Mazda MX-5 Championship & Mazda MX-5 Super Series

PRACTICE - LAP ANALYSIS

DIFF = Difference To Personal Best Lap

8 - 1:49.215 **P** 27.580 49.11 09:51:25.143

P20 34 Adam TYRRELL (M)				
LAP	LAP TIME	DIFF	MPH	TIME OF DAY
1 -				09:34:09.856
2 -	1:32.667	8.739	57.88	09:35:42.523
3 -	1:29.609	5.681	59.86	09:37:12.132
4 -	2:35.661 P	1:11.733	34.45	09:39:47.793
5 -	1:31.842	7.914	58.40	09:41:19.636
6 -	1:26.373	2.445	62.10	09:42:46.009
7 -	1:25.264	1.336	62.91	09:44:11.273
8 -	1:23.928 (1)		63.91	09:45:35.201
9 -	1:25.065	1.137	63.05	09:47:00.266
10 -	1:24.460 (3)	0.532	63.50	09:48:24.726
11 -	1:27.129	3.201	61.56	09:49:51.855
12 -	1:25.334	1.406	62.85	09:51:17.189
13 -	1:25.521	1.593	62.72	09:52:42.710
14 -	1:24.103 (2)	0.175	63.77	09:54:06.813
15 -	1:51.735	27.807	48.00	09:55:58.548
16 -	1:26.222	2.294	62.21	09:57:24.770
17 -	1:25.434	1.506	62.78	09:58:50.204
18 -	3:06.555 P	1:42.627	28.75	10:01:56.759

Weather / Track : Bright / Dry

Results can be found at www.tsl-timing.com

Page 4 of 4

Pembrey Clubmans
Circuit Length = 1.4900 miles
Start: 09:30 Flag 10:00 End: 10:02

Printed - 10:03 Saturday, 20 April 2019

BRSCC Mazda MX-5 Championship
QUALIFYING - GROUP 1 - CLASSIFICATION

POS	NO	NAME	ENTRY	TIME	ON	LAPS	GAP	DIFF	MPH
1	5	John LANGRIDGE	Mazda MX-5 Mk1	1:15.650	13	14			70.90
2	1	Will BLACKWELL-CHAMBERS	Mazda MX-5 Mk1	1:15.681	4	14	0.031	0.031	70.87
3	77	Steve FODEN	Mazda MX-5 Mk1	1:16.097	11	11	0.447	0.416	70.48
4	71	Ben SHORT	Mazda MX-5 Mk1	1:16.112	3	14	0.462	0.015	70.47
5	40	Ben HANCY	Mazda MX-5 Mk1	1:16.454	7	13	0.804	0.342	70.15
6	4	Adam BESSELL	Mazda MX-5 Mk1	1:16.481	5	13	0.831	0.027	70.13
7	23	Martin TOLLEY (M)	Mazda MX-5 Mk1	1:16.609	3	14	0.959	0.128	70.01
8	666	David WATERS	Mazda MX-5 Mk1	1:16.610	12	14	0.960	0.001	70.01
9	54	Marcus BAILEY (M)	Mazda MX-5 Mk1	1:16.669	5	13	1.019	0.059	69.96
10	30	Dave TURTON	Mazda MX-5 Mk1	1:16.817	5	13	1.167	0.148	69.82
11	13	Scott LEACH (M)	Mazda MX-5 Mk1	1:17.254	2	14	1.604	0.437	69.43
12	31	Bryn GRIFFITHS (M)	Mazda MX-5 Mk1	1:17.605	4	14	1.955	0.351	69.11
13	21	Chris MOLLOY (M)	Mazda MX-5 Mk1	1:18.094	2	9	2.444	0.489	68.68
14	56	Thomas JENKINS	Mazda MX-5 Mk1	1:18.188	5	13	2.538	0.094	68.60
15	96	Charles MUGGLESTONE	Mazda MX-5 Mk1	1:18.257	13	14	2.607	0.069	68.54
16	722	Alan HAWKINS (M)	Mazda MX-5 Mk1	1:18.280	10	14	2.630	0.023	68.52
17	45	Graham RUMSEY (M)	Mazda MX-5 Mk1	1:18.782	5	13	3.132	0.502	68.08
18	43	Joseph WILLMOTT	Mazda MX-5 Mk1	1:19.446	5	13	3.796	0.664	67.51
19	80	Jack WILLMOTT	Mazda MX-5 Mk1	1:19.699	3	12	4.049	0.253	67.30
20	78	Richard BARTLETT (M)	Mazda MX-5 Mk1	1:20.503	14	14	4.853	0.804	66.63
21	312	Peter LANCASTER (M)	Mazda MX-5 Mk1	1:21.042	14	14	5.392	0.539	66.18
22	34	Adam TYRRELL (M)	Mazda MX-5 Mk1	1:22.034	12	13	6.384	0.992	65.38
23	46	David RICKARDS (M)	Mazda MX-5 Mk1	1:24.732	13	13	9.082	2.698	63.30

Cars 45, 56, 77 & 80 - Transponders not working

Weather / Track : Sunny / Dry

These results are provisional until the conclusion of any judicial and technical matters.

Pembrey Clubmans

Circuit Length = 1.4900 miles

Start: 11:24 Flag 11:42 End: 11:44

Clerk Of Course :

Timekeeper :

BRSCC Mazda MX-5 Championship

QUALIFYING - GROUP 1 - LAP ANALYSIS

DIFF = Difference To Personal Best Lap

P1 5 John LANGRIDGE				
LAP	LAP TIME	DIFF	MPH	TIME OF DAY
1 -	1:27.806	12.156	61.08	11:25:42.167
2 -	1:18.549	2.899	68.28	11:27:00.716
3 -	1:15.741 (3)	0.091	70.82	11:28:16.457
4 -	1:16.703	1.053	69.93	11:29:33.160
5 -	1:15.694 (2)	0.044	70.86	11:30:48.854
6 -	2:06.506 P	50.856	42.40	11:32:55.360
7 -	1:25.123	9.473	63.01	11:34:20.483
8 -	1:16.769	1.119	69.87	11:35:37.252
9 -	1:15.980	0.330	70.59	11:36:53.232
10 -	1:15.821	0.171	70.74	11:38:09.053
11 -	1:15.743	0.093	70.81	11:39:24.796
12 -	1:17.072	1.422	69.59	11:40:41.868
13 -	1:15.650 (1)		70.90	11:41:57.518
14 -	1:16.179	0.529	70.41	11:43:13.697

P2 1 Will BLACKWELL-CHAMBERS				
LAP	LAP TIME	DIFF	MPH	TIME OF DAY
1 -	1:29.867	14.186	59.68	11:25:40.018
2 -	1:15.951	0.270	70.62	11:26:55.969
3 -	1:15.863 (3)	0.182	70.70	11:28:11.832
4 -	1:15.681 (1)		70.87	11:29:27.513
5 -	1:15.852 (2)	0.171	70.71	11:30:43.365
6 -	1:15.975	0.294	70.60	11:31:59.340
7 -	1:16.183	0.502	70.40	11:33:15.523
8 -	1:18.045	2.364	68.72	11:34:33.568
9 -	1:22.399	6.718	65.09	11:35:55.967
10 -	1:21.014	5.333	66.21	11:37:16.981
11 -	1:16.009	0.328	70.57	11:38:32.990
12 -	1:16.570	0.889	70.05	11:39:49.560
13 -	1:47.306 P	31.625	49.98	11:41:36.866
14 -	2:21.968	1:06.287	37.78	11:43:58.834

P3 77 Steve FODEN				
LAP	LAP TIME	DIFF	MPH	TIME OF DAY
1 -	1:16.878	0.781	69.77	11:26:58.337
2 -	1:16.886	0.789	69.76	11:28:15.223
3 -	1:16.311 (3)	0.214	70.29	11:29:31.534
4 -	1:17.056	0.959	69.61	11:30:48.590
5 -	1:38.421 P	22.324	54.50	11:32:27.011
6 -	4:48.362	3:32.265	18.60	11:37:15.374
7 -	1:18.221	2.124	68.57	11:38:33.595
8 -	1:16.552	0.455	70.07	11:39:50.147
9 -	1:16.788	0.691	69.85	11:41:06.935
10 -	1:16.207 (2)	0.110	70.38	11:42:23.142
11 -	1:16.097 (1)		70.48	11:43:39.239

P4 71 Ben SHORT				
LAP	LAP TIME	DIFF	MPH	TIME OF DAY
1 -	1:25.775	9.663	62.53	11:25:43.433
2 -	1:16.261 (3)	0.149	70.33	11:26:59.694
3 -	1:16.112 (1)		70.47	11:28:15.806
4 -	1:16.194 (2)	0.082	70.39	11:29:32.000
5 -	1:16.367	0.255	70.23	11:30:48.367
6 -	1:16.916	0.804	69.73	11:32:05.283
7 -	1:16.551	0.439	70.07	11:33:21.834
8 -	1:16.497	0.385	70.12	11:34:38.331
9 -	1:25.939 P	9.827	62.41	11:36:04.270
10 -	1:55.204	39.092	46.56	11:37:59.474
11 -	1:16.341	0.229	70.26	11:39:15.815

DIFF = Difference To Personal Best Lap

12 -	1:16.440	0.328	70.17	11:40:32.255
13 -	1:18.099	1.987	68.68	11:41:50.354
14 -	1:17.168	1.056	69.51	11:43:07.522

P5 40 Ben HANCY				
LAP	LAP TIME	DIFF	MPH	TIME OF DAY
1 -	1:25.182	8.728	62.97	11:25:44.249
2 -	1:17.006	0.552	69.65	11:27:01.255
3 -	1:17.074	0.620	69.59	11:28:18.329
4 -	1:16.723 (3)	0.269	69.91	11:29:35.052
5 -	1:16.886	0.432	69.76	11:30:51.938
6 -	1:17.181	0.727	69.49	11:32:09.119
7 -	1:16.454 (1)		70.15	11:33:25.573
8 -	1:16.872	0.418	69.77	11:34:42.445
9 -	1:17.106	0.652	69.56	11:35:59.551
10 -	1:18.994	2.540	67.90	11:37:18.545
11 -	1:16.794	0.340	69.84	11:38:35.339
12 -	1:16.470 (2)	0.016	70.14	11:39:51.809
13 -	1:31.988 P	15.534	58.31	11:41:23.797

P6 4 Adam BESSELL				
LAP	LAP TIME	DIFF	MPH	TIME OF DAY
1 -	1:28.441	11.960	60.65	11:25:41.311
2 -	1:16.789	0.308	69.85	11:26:58.100
3 -	1:16.572 (2)	0.091	70.05	11:28:14.672
4 -	1:16.584 (3)	0.103	70.04	11:29:31.256
5 -	1:16.481 (1)		70.13	11:30:47.737
6 -	1:32.146 P	15.665	58.21	11:32:19.883
7 -	3:04.480	1:47.999	29.07	11:35:24.363
8 -	1:20.409	3.928	66.70	11:36:44.772
9 -	1:16.903	0.422	69.75	11:38:01.675
10 -	1:16.755	0.274	69.88	11:39:18.430
11 -	1:17.192	0.711	69.48	11:40:35.622
12 -	1:18.615	2.134	68.23	11:41:54.237
13 -	1:17.277	0.796	69.41	11:43:11.514

P7 23 Martin TOLLEY (M)				
LAP	LAP TIME	DIFF	MPH	TIME OF DAY
1 -	1:24.941	8.332	63.14	11:25:47.302
2 -	1:16.850 (3)	0.241	69.79	11:27:04.152
3 -	1:16.609 (1)		70.01	11:28:20.761
4 -	1:16.774 (2)	0.165	69.86	11:29:37.535
5 -	1:17.088	0.479	69.58	11:30:54.623
6 -	1:17.689	1.080	69.04	11:32:12.312
7 -	2:35.670 P	1:19.061	34.45	11:34:47.982
8 -	1:23.419	6.810	64.30	11:36:11.401
9 -	1:17.089	0.480	69.58	11:37:28.490
10 -	1:18.004	1.395	68.76	11:38:46.494
11 -	1:17.315	0.706	69.37	11:40:03.809
12 -	1:17.291	0.682	69.40	11:41:21.100
13 -	1:17.478	0.869	69.23	11:42:38.578
14 -	1:20.854	4.245	66.34	11:43:59.432

P8 666 David WATERS				
LAP	LAP TIME	DIFF	MPH	TIME OF DAY
1 -	1:25.448	8.838	62.77	11:25:46.849
2 -	1:16.671 (2)	0.061	69.96	11:27:03.520
3 -	1:16.756 (3)	0.146	69.88	11:28:20.276
4 -	1:16.900	0.290	69.75	11:29:37.176
5 -	1:17.113	0.503	69.56	11:30:54.289
6 -	1:18.161	1.551	68.62	11:32:12.450

Weather / Track : Sunny / Dry

Pembrey Clubmans

Circuit Length = 1.4900 miles

Start: 11:24 Flag 11:42 End: 11:44

BRSCC Mazda MX-5 Championship

QUALIFYING - GROUP 1 - LAP ANALYSIS

DIFF = Difference To Personal Best Lap

7 -	1:20.187	3.577	66.89	11:33:32.637
8 -	1:35.968	19.358	55.89	11:35:08.605
9 -	1:45.229	28.619	50.97	11:36:53.834
10 -	1:18.589	1.979	68.25	11:38:12.423
11 -	1:18.038	1.428	68.73	11:39:30.461
12 -	1:16.610 (1)		70.01	11:40:47.071
13 -	1:16.888	0.278	69.76	11:42:03.959
14 -	1:22.146	5.536	65.29	11:43:26.105

P9 54 Marcus BAILEY (M)

LAP	LAP TIME	DIFF	MPH	TIME OF DAY
1 -	1:25.499	8.830	62.73	11:25:50.260
2 -	1:16.847 (3)	0.178	69.80	11:27:07.107
3 -	1:16.769 (2)	0.100	69.87	11:28:23.876
4 -	1:17.030	0.361	69.63	11:29:40.906
5 -	1:16.669 (1)		69.96	11:30:57.575
6 -	1:17.604	0.935	69.12	11:32:15.179
7 -	1:17.143	0.474	69.53	11:33:32.322
8 -	1:17.180	0.511	69.49	11:34:49.502
9 -	1:17.507	0.838	69.20	11:36:07.009
10 -	1:30.469 P	13.800	59.29	11:37:37.478
11 -	2:42.250	1:25.581	33.06	11:40:19.729
12 -	1:35.498	18.829	56.16	11:41:55.227
13 -	1:16.852	0.183	69.79	11:43:12.079

P10 30 Dave TURTON

LAP	LAP TIME	DIFF	MPH	TIME OF DAY
1 -	1:27.080	10.263	61.59	11:25:47.598
2 -	1:17.569	0.752	69.15	11:27:05.167
3 -	1:17.823	1.006	68.92	11:28:22.990
4 -	1:17.029 (2)	0.212	69.63	11:29:40.019
5 -	1:16.817 (1)		69.82	11:30:56.836
6 -	1:18.033	1.216	68.74	11:32:14.869
7 -	1:17.738	0.921	69.00	11:33:32.607
8 -	1:28.098 P	11.281	60.88	11:35:00.705
9 -	3:01.796	1:44.979	29.50	11:38:02.501
10 -	1:17.075 (3)	0.258	69.59	11:39:19.576
11 -	1:17.432	0.615	69.27	11:40:37.008
12 -	1:20.146	3.329	66.92	11:41:57.154
13 -	1:17.794	0.977	68.95	11:43:14.948

P11 13 Scott LEACH (M)

LAP	LAP TIME	DIFF	MPH	TIME OF DAY
1 -	1:24.500	7.246	63.47	11:25:47.793
2 -	1:17.254 (1)		69.43	11:27:05.047
3 -	1:18.829	1.575	68.04	11:28:23.876
4 -	1:18.639	1.385	68.21	11:29:42.515
5 -	1:17.824 (3)	0.570	68.92	11:31:00.339
6 -	1:18.223	0.969	68.57	11:32:18.562
7 -	1:17.659 (2)	0.405	69.07	11:33:36.221
8 -	1:17.907	0.653	68.85	11:34:54.128
9 -	1:18.543	1.289	68.29	11:36:12.671
10 -	1:19.984	2.730	67.06	11:37:32.655
11 -	1:18.185	0.931	68.60	11:38:50.840
12 -	1:18.926	1.672	67.96	11:40:09.766
13 -	1:18.835	1.581	68.04	11:41:28.601
14 -	1:19.083	1.829	67.82	11:42:47.684

P12 31 Bryn GRIFFITHS (M)

LAP	LAP TIME	DIFF	MPH	TIME OF DAY
1 -	1:18.001	0.396	68.76	11:27:02.777

DIFF = Difference To Personal Best Lap

2 -	1:17.850 (3)	0.245	68.90	11:28:20.627
3 -	1:18.320	0.715	68.48	11:29:38.947
4 -	1:17.605 (1)		69.11	11:30:56.552
5 -	1:19.653	2.048	67.34	11:32:16.205
6 -	1:17.783 (2)	0.178	68.96	11:33:33.988
7 -	1:17.901	0.296	68.85	11:34:51.889
8 -	1:18.279	0.674	68.52	11:36:10.168
9 -	1:18.805	1.200	68.06	11:37:28.973
10 -	1:18.558	0.953	68.28	11:38:47.531
11 -	1:18.333	0.728	68.47	11:40:05.864
12 -	1:18.444	0.839	68.37	11:41:24.308
13 -	1:17.969	0.364	68.79	11:42:42.277
14 -	1:18.379	0.774	68.43	11:44:00.656

P13 21 Chris MOLLOY (M)

LAP	LAP TIME	DIFF	MPH	TIME OF DAY
1 -	1:25.843	7.749	62.48	11:25:56.622
2 -	1:18.094 (1)		68.68	11:27:14.716
3 -	1:18.428 (3)	0.334	68.39	11:28:33.144
4 -	1:18.429	0.335	68.39	11:29:51.573
5 -	1:18.218 (2)	0.124	68.57	11:31:09.791
6 -	1:20.495	2.401	66.63	11:32:30.286
7 -	1:22.108	4.014	65.32	11:33:52.394
8 -	1:25.019	6.925	63.09	11:35:17.413
9 -	1:41.204 P	23.110	53.00	11:36:58.617

P14 56 Thomas JENKINS

LAP	LAP TIME	DIFF	MPH	TIME OF DAY
1 -	1:19.930	1.742	67.10	11:27:29.867
2 -	1:19.937	1.749	67.10	11:28:49.804
3 -	1:18.940 (3)	0.752	67.95	11:30:08.744
4 -	1:18.288 (2)	0.100	68.51	11:31:27.032
5 -	1:18.188 (1)		68.60	11:32:45.220
6 -	1:19.676	1.488	67.32	11:34:04.896
7 -	1:19.113	0.925	67.80	11:35:24.009
8 -	1:19.757	1.569	67.25	11:36:43.766
9 -	1:20.782	2.594	66.40	11:38:04.548
10 -	1:20.037	1.849	67.01	11:39:24.585
11 -	1:19.188	1.000	67.73	11:40:43.773
12 -	1:19.434	1.246	67.52	11:42:03.207
13 -	1:19.556	1.368	67.42	11:43:22.763

P15 96 Charles MUGGLESTONE

LAP	LAP TIME	DIFF	MPH	TIME OF DAY
1 -	1:25.647	7.390	62.62	11:25:59.685
2 -	1:19.381	1.124	67.57	11:27:19.066
3 -	1:18.851	0.594	68.02	11:28:37.917
4 -	1:18.565	0.308	68.27	11:29:56.482
5 -	1:19.537	1.280	67.44	11:31:16.019
6 -	1:18.739	0.482	68.12	11:32:34.758
7 -	1:18.623	0.366	68.22	11:33:53.381
8 -	1:18.790	0.533	68.07	11:35:12.171
9 -	1:19.549	1.292	67.43	11:36:31.720
10 -	1:18.495	0.238	68.33	11:37:50.215
11 -	1:18.455 (3)	0.198	68.37	11:39:08.670
12 -	1:18.342 (2)	0.085	68.46	11:40:27.012
13 -	1:18.257 (1)		68.54	11:41:45.269
14 -	1:24.124	5.867	63.76	11:43:09.393

Weather / Track : Sunny / Dry

Pembrey Clubmans

Circuit Length = 1.4900 miles

Start: 11:24 Flag 11:42 End: 11:44

BRSCC Mazda MX-5 Championship

QUALIFYING - GROUP 1 - LAP ANALYSIS

DIFF = Difference To Personal Best Lap

P16 722 Alan HAWKINS (M)				
LAP	LAP TIME	DIFF	MPH	TIME OF DAY
1 -	1:27.707	9.427	61.15	11:25:59.300
2 -	1:22.176	3.896	65.27	11:27:21.476
3 -	1:19.283	1.003	67.65	11:28:40.759
4 -	1:19.368	1.088	67.58	11:30:00.127
5 -	1:19.147	0.867	67.77	11:31:19.274
6 -	1:18.831	0.551	68.04	11:32:38.105
7 -	1:18.712 (3)	0.432	68.14	11:33:56.817
8 -	1:18.562 (2)	0.282	68.27	11:35:15.379
9 -	1:19.106	0.826	67.80	11:36:34.485
10 -	1:18.280 (1)		68.52	11:37:52.765
11 -	1:18.775	0.495	68.09	11:39:11.540
12 -	1:18.922	0.642	67.96	11:40:30.462
13 -	1:19.710	1.430	67.29	11:41:50.172
14 -	1:21.757	3.477	65.60	11:43:11.929

P17 45 Graham RUMSEY (M)				
LAP	LAP TIME	DIFF	MPH	TIME OF DAY
1 -	1:18.814 (3)	0.032	68.05	11:27:13.042
2 -	1:19.208	0.426	67.72	11:28:32.250
3 -	1:19.182	0.400	67.74	11:29:51.432
4 -	1:19.145	0.363	67.77	11:31:10.577
5 -	1:18.782 (1)		68.08	11:32:29.359
6 -	1:19.410	0.628	67.54	11:33:48.769
7 -	1:19.734	0.952	67.27	11:35:08.503
8 -	1:23.754	4.972	64.04	11:36:32.257
9 -	1:19.038	0.256	67.86	11:37:51.295
10 -	1:20.821	2.039	66.36	11:39:12.116
11 -	1:18.812 (2)	0.030	68.06	11:40:30.928
12 -	1:19.846	1.064	67.17	11:41:50.774
13 -	1:26.503	7.721	62.00	11:43:17.277

P18 43 Joseph WILLMOTT				
LAP	LAP TIME	DIFF	MPH	TIME OF DAY
1 -	1:31.248	11.802	58.78	11:26:10.921
2 -	1:20.136	0.690	66.93	11:27:31.057
3 -	1:19.869 (2)	0.423	67.15	11:28:50.926
4 -	1:23.285	3.839	64.40	11:30:14.211
5 -	1:19.446 (1)		67.51	11:31:33.657
6 -	1:20.087	0.641	66.97	11:32:53.744
7 -	1:35.458 P	16.012	56.19	11:34:29.202
8 -	2:40.763	1:21.317	33.36	11:37:09.965
9 -	1:19.911 (3)	0.465	67.12	11:38:29.876
10 -	1:21.622	2.176	65.71	11:39:51.498
11 -	1:20.657	1.211	66.50	11:41:12.155
12 -	1:21.447	2.001	65.85	11:42:33.602
13 -	1:20.411	0.965	66.70	11:43:54.013

P19 80 Jack WILLMOTT				
LAP	LAP TIME	DIFF	MPH	TIME OF DAY
1 -	1:20.725	1.026	66.44	11:27:29.503
2 -	1:21.089	1.390	66.14	11:28:50.592
3 -	1:19.699 (1)		67.30	11:30:10.291
4 -	1:19.935 (3)	0.236	67.10	11:31:30.226
5 -	1:20.053	0.354	67.00	11:32:50.279
6 -	1:33.019 P	13.320	57.66	11:34:23.298
7 -	2:46.242	1:26.543	32.26	11:37:09.540
8 -	1:21.659	1.960	65.68	11:38:31.199
9 -	1:21.883	2.184	65.50	11:39:53.082
10 -	1:20.053	0.354	67.00	11:41:13.135

DIFF = Difference To Personal Best Lap

11 -	1:19.782 (2)	0.083	67.23	11:42:32.917
12 -	1:24.818	5.119	63.24	11:43:57.735

P20 78 Richard BARTLETT (M)				
LAP	LAP TIME	DIFF	MPH	TIME OF DAY
1 -	1:30.421	9.918	59.32	11:25:58.497
2 -	1:23.736	3.233	64.05	11:27:22.233
3 -	1:20.508 (2)	0.005	66.62	11:28:42.741
4 -	1:20.856	0.353	66.34	11:30:03.597
5 -	1:20.517 (3)	0.014	66.61	11:31:24.114
6 -	1:20.687	0.184	66.47	11:32:44.801
7 -	1:21.549	1.046	65.77	11:34:06.350
8 -	1:21.372	0.869	65.91	11:35:27.722
9 -	1:21.051	0.548	66.18	11:36:48.773
10 -	1:21.896	1.393	65.49	11:38:10.669
11 -	1:21.020	0.517	66.20	11:39:31.689
12 -	1:21.218	0.715	66.04	11:40:52.907
13 -	1:20.903	0.400	66.30	11:42:13.810
14 -	1:20.503 (1)		66.63	11:43:34.313

P21 312 Peter LANCASTER (M)				
LAP	LAP TIME	DIFF	MPH	TIME OF DAY
1 -	1:31.700	10.658	58.49	11:26:15.471
2 -	1:22.194	1.152	65.26	11:27:37.665
3 -	1:22.214	1.172	65.24	11:28:59.879
4 -	1:22.173	1.131	65.27	11:30:22.052
5 -	1:22.389	1.347	65.10	11:31:44.441
6 -	1:21.787	0.745	65.58	11:33:06.228
7 -	1:21.500 (3)	0.458	65.81	11:34:27.728
8 -	1:22.374	1.332	65.11	11:35:50.102
9 -	1:22.940	1.898	64.67	11:37:13.042
10 -	1:23.775	2.733	64.02	11:38:36.817
11 -	1:22.161	1.119	65.28	11:39:58.978
12 -	1:21.583	0.541	65.74	11:41:20.561
13 -	1:21.471 (2)	0.429	65.83	11:42:42.032
14 -	1:21.042 (1)		66.18	11:44:03.074

P22 34 Adam TYRRELL (M)				
LAP	LAP TIME	DIFF	MPH	TIME OF DAY
1 -	1:33.016	10.982	57.66	11:26:05.945
2 -	1:25.022	2.988	63.08	11:27:30.967
3 -	1:26.142	4.108	62.26	11:28:57.109
4 -	1:24.152	2.118	63.74	11:30:21.261
5 -	1:24.996	2.962	63.10	11:31:46.257
6 -	1:23.957	1.923	63.88	11:33:10.214
7 -	1:23.435 (2)	1.401	64.28	11:34:33.649
8 -	1:24.646	2.612	63.36	11:35:58.295
9 -	1:25.014	2.980	63.09	11:37:23.309
10 -	1:23.884	1.850	63.94	11:38:47.193
11 -	1:23.815 (3)	1.781	63.99	11:40:11.008
12 -	1:22.034 (1)		65.38	11:41:33.042
13 -	1:24.460	2.426	63.50	11:42:57.502

P23 46 David RICKARDS (M)				
LAP	LAP TIME	DIFF	MPH	TIME OF DAY
1 -	1:34.923	10.191	56.50	11:26:16.344
2 -	1:25.241	0.509	62.92	11:27:41.585
3 -	1:25.181	0.449	62.97	11:29:06.766
4 -	1:24.834	0.102	63.22	11:30:31.600
5 -	1:24.814 (3)	0.082	63.24	11:31:56.414
6 -	1:25.478	0.746	62.75	11:33:21.892

Weather / Track : Sunny / Dry

Pembrey Clubmans

Circuit Length = 1.4900 miles

Start: 11:24 Flag 11:42 End: 11:44

BRSCC Mazda MX-5 Championship

QUALIFYING - GROUP 1 - LAP ANALYSIS

DIFF = Difference To Personal Best Lap

7 -	1:25.589	0.857	62.67	11:34:47.481
8 -	1:24.778 (2)	0.046	63.27	11:36:12.259
9 -	1:32.180	7.448	58.19	11:37:44.439
10 -	1:25.447	0.715	62.77	11:39:09.886
11 -	1:25.821	1.089	62.50	11:40:35.707
12 -	1:25.554	0.822	62.69	11:42:01.261
13 -	1:24.732 (1)		63.30	11:43:25.993

BRSCC Mazda MX-5 Championship

QUALIFYING - GROUP 2 - CLASSIFICATION

POS	NO	NAME	ENTRY	TIME	ON	LAPS	GAP	DIFF	MPH
1	33	Jason GREATREX (M)	Mazda MX-5 Mk1	1:15.977	3	13			70.60
2	72	Matt LUFF	Mazda MX-5 Mk1	1:16.181	9	13	0.204	0.204	70.41
3	93	Jack BREWER	Mazda MX-5 Mk1	1:16.404	11	14	0.427	0.223	70.20
4	41	Joe WIGGIN	Mazda MX-5 Mk1	1:16.503	7	14	0.526	0.099	70.11
5	91	Tom SMITH	Mazda MX-5 Mk1	1:16.564	3	10	0.587	0.061	70.05
6	63	Oliver ALLWOOD	Mazda MX-5 Mk1	1:16.733	8	13	0.756	0.169	69.90
7	55	Matt POLLARD	Mazda MX-5 Mk1	1:16.763	2	14	0.786	0.030	69.87
8	29	Adam CRAIG	Mazda MX-5 Mk1	1:17.293	2	10	1.316	0.530	69.39
9	65	William HAYDEN	Mazda MX-5 Mk1	1:17.340	4	13	1.363	0.047	69.35
10	544	Jack MOODY	Mazda MX-5 Mk1	1:17.615	12	12	1.638	0.275	69.11
11	61	Richard BAXTER	Mazda MX-5 Mk1	1:17.706	13	14	1.729	0.091	69.02
12	49	Oliver ROBINSON (M)	Mazda MX-5 Mk1	1:17.918	13	13	1.941	0.212	68.84
13	82	Michael KNIBBS	Mazda MX-5 Mk1	1:17.996	3	11	2.019	0.078	68.77
14	60	Nick LE DOYEN (M)	Mazda MX-5 Mk1	1:18.143	1	14	2.166	0.147	68.64
15	57	Oliver JENKINS	Mazda MX-5 Mk1	1:18.314	9	15	2.337	0.171	68.49
16	3	Richard WOOTTEN	Mazda MX-5 Mk1	1:18.681	9	15	2.704	0.367	68.17
17	21	Chris MOLLOY (M)	Mazda MX-5 Mk1	1:18.744	6	14	2.767	0.063	68.11
18	90	Bruce ROBINSON (M)	Mazda MX-5 Mk1	1:19.348	3	14	3.371	0.604	67.60
19	74	Clive CHISNALL (M)	Mazda MX-5 Mk1	1:19.501	13	14	3.524	0.153	67.47
20	20	Christopher GINN (M)	Mazda MX-5 Mk1	1:19.809	13	14	3.832	0.308	67.21
21	73	Jon WOOD (M)	Mazda MX-5 Mk1	1:20.067	5	14	4.090	0.258	66.99

Cars 63, 65 & 544 - Transponders not working

Weather / Track : Sunny / Dry

These results are provisional until the conclusion of any judicial and technical matters.

Pembrey Clubmans

Circuit Length = 1.4900 miles

Start: 11:47 Flag 12:06 End: 12:07

Clerk Of Course :

Timekeeper :

BRSCC Mazda MX-5 Championship

QUALIFYING - GROUP 2 - LAP ANALYSIS

DIFF = Difference To Personal Best Lap

P1 33 Jason GREATREX (M)				
LAP	LAP TIME	DIFF	MPH	TIME OF DAY
1 -	1:34.184	18.207	56.95	11:48:56.368
2 -	1:16.631 (3)	0.654	69.99	11:50:12.999
3 -	1:15.977 (1)		70.60	11:51:28.976
4 -	1:15.994 (2)	0.017	70.58	11:52:44.970
5 -	1:41.516 P	25.539	52.83	11:54:26.486
6 -	3:10.978	1:55.001	28.08	11:57:37.464
7 -	1:17.602	1.625	69.12	11:58:55.066
8 -	1:17.084	1.107	69.58	12:00:12.150
9 -	1:25.875	9.898	62.46	12:01:38.025
10 -	1:19.436	3.459	67.52	12:02:57.461
11 -	1:43.722	27.745	51.71	12:04:41.183
12 -	1:23.364	7.387	64.34	12:06:04.547
13 -	1:34.328 P	18.351	56.86	12:07:38.875

P2 72 Matt LUFF				
LAP	LAP TIME	DIFF	MPH	TIME OF DAY
1 -	1:25.654	9.473	62.62	11:48:54.943
2 -	1:16.675	0.494	69.95	11:50:11.618
3 -	1:16.611	0.430	70.01	11:51:28.229
4 -	1:16.504 (3)	0.323	70.11	11:52:44.733
5 -	1:33.513	17.332	57.36	11:54:18.246
6 -	1:41.181 P	25.000	53.01	11:55:59.427
7 -	3:44.827	2:28.646	23.85	11:59:44.254
8 -	1:16.463 (2)	0.282	70.15	12:01:00.717
9 -	1:16.181 (1)		70.41	12:02:16.898
10 -	1:19.114	2.933	67.80	12:03:36.012
11 -	1:17.069	0.888	69.59	12:04:53.081
12 -	1:33.934	17.753	57.10	12:06:27.015
13 -	1:16.833	0.652	69.81	12:07:43.848

P3 93 Jack BREWER				
LAP	LAP TIME	DIFF	MPH	TIME OF DAY
1 -	1:17.232	0.828	69.45	11:49:59.392
2 -	1:16.895	0.491	69.75	11:51:16.287
3 -	1:16.691	0.287	69.94	11:52:32.978
4 -	1:17.135	0.731	69.54	11:53:50.113
5 -	1:20.439	4.035	66.68	11:55:10.552
6 -	1:18.084	1.680	68.69	11:56:28.636
7 -	1:16.577 (2)	0.173	70.04	11:57:45.213
8 -	1:17.078	0.674	69.59	11:59:02.291
9 -	1:19.266	2.862	67.67	12:00:21.557
10 -	2:01.337	44.933	44.20	12:02:22.894
11 -	1:16.404 (1)		70.20	12:03:39.298
12 -	1:17.623	1.219	69.10	12:04:56.921
13 -	1:16.672 (3)	0.268	69.96	12:06:13.593
14 -	1:17.138	0.734	69.53	12:07:30.731

P4 41 Joe WIGGIN				
LAP	LAP TIME	DIFF	MPH	TIME OF DAY
1 -	1:17.157	0.654	69.52	11:49:58.690
2 -	1:16.772	0.269	69.86	11:51:15.462
3 -	1:17.003	0.500	69.65	11:52:32.465
4 -	1:17.175	0.672	69.50	11:53:49.640
5 -	1:23.030	6.527	64.60	11:55:12.670
6 -	1:16.556 (2)	0.053	70.06	11:56:29.226
7 -	1:16.503 (1)		70.11	11:57:45.729
8 -	1:16.853	0.350	69.79	11:59:02.582
9 -	1:19.742	3.239	67.26	12:00:22.324
10 -	1:58.606	42.103	45.22	12:02:20.930

DIFF = Difference To Personal Best Lap

11 -	1:17.671	1.168	69.06	12:03:38.601
12 -	1:16.927	0.424	69.72	12:04:55.528
13 -	1:16.658 (3)	0.155	69.97	12:06:12.186
14 -	1:17.534	1.031	69.18	12:07:29.720

P5 91 Tom SMITH				
LAP	LAP TIME	DIFF	MPH	TIME OF DAY
1 -	1:23.381	6.817	64.33	11:49:00.781
2 -	1:16.904 (2)	0.340	69.74	11:50:17.685
3 -	1:16.564 (1)		70.05	11:51:34.249
4 -	1:17.268	0.704	69.42	11:52:51.517
5 -	7:14.570 P	5:58.006	12.34	12:00:06.087
6 -	1:32.478	15.914	58.00	12:01:38.566
7 -	1:18.409	1.845	68.41	12:02:56.975
8 -	1:17.473	0.909	69.23	12:04:14.448
9 -	1:17.160 (3)	0.596	69.51	12:05:31.608
10 -	1:17.226	0.662	69.45	12:06:48.834

P6 63 Oliver ALLWOOD				
LAP	LAP TIME	DIFF	MPH	TIME OF DAY
1 -	1:47.129	30.396	50.07	11:49:24.529
2 -	1:16.787 (3)	0.054	69.85	11:50:41.316
3 -	1:17.303	0.570	69.38	11:51:58.619
4 -	1:17.236	0.503	69.44	11:53:15.855
5 -	1:26.548 P	9.815	61.97	11:54:42.403
6 -	2:21.555	1:04.822	37.89	11:57:03.959
7 -	1:16.753 (2)	0.020	69.88	11:58:20.712
8 -	1:16.733 (1)		69.90	11:59:37.445
9 -	1:25.775 P	9.042	62.53	12:01:03.220
10 -	2:09.093	52.360	41.55	12:03:12.314
11 -	1:17.561	0.828	69.15	12:04:29.875
12 -	1:17.745	1.012	68.99	12:05:47.620
13 -	1:16.839	0.106	69.80	12:07:04.459

P7 55 Matt POLLARD				
LAP	LAP TIME	DIFF	MPH	TIME OF DAY
1 -	1:29.786	13.023	59.74	11:49:24.753
2 -	1:16.763 (1)		69.87	11:50:41.516
3 -	1:17.610	0.847	69.11	11:51:59.126
4 -	1:16.880 (3)	0.117	69.77	11:53:16.006
5 -	1:27.575 P	10.812	61.25	11:54:43.581
6 -	2:21.546	1:04.783	37.89	11:57:05.127
7 -	1:22.637	5.874	64.91	11:58:27.764
8 -	1:17.522	0.759	69.19	11:59:45.286
9 -	1:17.077	0.314	69.59	12:01:02.363
10 -	1:17.006	0.243	69.65	12:02:19.369
11 -	1:17.111	0.348	69.56	12:03:36.480
12 -	1:17.186	0.423	69.49	12:04:53.666
13 -	1:16.863 (2)	0.100	69.78	12:06:10.529
14 -	1:23.440	6.677	64.28	12:07:33.969

P8 29 Adam CRAIG				
LAP	LAP TIME	DIFF	MPH	TIME OF DAY
1 -	1:32.549	15.256	57.95	11:48:55.606
2 -	1:17.293 (1)		69.39	11:50:12.899
3 -	1:17.709	0.416	69.02	11:51:30.608
4 -	1:17.630	0.337	69.09	11:52:48.238
5 -	1:17.539 (3)	0.246	69.17	11:54:05.777
6 -	1:17.384 (2)	0.091	69.31	11:55:23.161
7 -	1:17.716	0.423	69.02	11:56:40.877
8 -	1:27.176	9.883	61.53	11:58:08.053

Pembrey Clubmans

Circuit Length = 1.4900 miles

Start: 11:47 Flag 12:06 End: 12:07

Weather / Track : Sunny / Dry

BRSCC Mazda MX-5 Championship

QUALIFYING - GROUP 2 - LAP ANALYSIS

DIFF = Difference To Personal Best Lap

9 -	2:45.146	P	1:27.853	32.48	12:00:53.199
10 -	2:16.272	P	58.979	39.36	12:03:09.471

P9 65 William HAYDEN					
LAP	LAP TIME	DIFF	MPH	TIME OF DAY	
1 -	1:30.108	12.768	59.52	11:49:25.075	
2 -	1:18.513	1.173	68.31	11:50:43.588	
3 -	1:17.383 (2)	0.043	69.31	11:52:00.971	
4 -	1:17.340 (1)		69.35	11:53:18.311	
5 -	1:27.081 P	9.741	61.59	11:54:45.392	
6 -	2:20.048	1:02.708	38.30	11:57:05.440	
7 -	1:18.124	0.784	68.66	11:58:23.564	
8 -	1:17.858	0.518	68.89	11:59:41.422	
9 -	1:35.017 P	17.677	56.45	12:01:16.439	
10 -	1:59.548	42.208	44.86	12:03:15.987	
11 -	1:17.661 (3)	0.321	69.06	12:04:33.648	
12 -	1:17.964	0.624	68.80	12:05:51.612	
13 -	1:18.203	0.863	68.59	12:07:09.815	

P10 544 Jack MOODY					
LAP	LAP TIME	DIFF	MPH	TIME OF DAY	
1 -	1:31.526	13.911	58.60	11:48:58.144	
2 -	1:19.419	1.804	67.54	11:50:17.563	
3 -	1:18.279 (3)	0.664	68.52	11:51:35.842	
4 -	1:18.126 (2)	0.511	68.65	11:52:53.968	
5 -	1:18.503	0.888	68.32	11:54:12.471	
6 -	1:18.338	0.723	68.47	11:55:30.809	
7 -	1:18.388	0.773	68.42	11:56:49.197	
8 -	1:18.638	1.023	68.21	11:58:07.835	
9 -	1:19.043	1.428	67.86	11:59:26.878	
10 -	4:40.003 P	3:22.388	19.15	12:04:06.881	
11 -	1:25.206	7.591	62.95	12:05:32.088	
12 -	1:17.615 (1)		69.11	12:06:49.703	

P11 61 Richard BAXTER					
LAP	LAP TIME	DIFF	MPH	TIME OF DAY	
1 -	1:18.009	0.303	68.76	11:50:07.471	
2 -	1:17.979	0.273	68.78	11:51:25.450	
3 -	1:18.205	0.499	68.58	11:52:43.655	
4 -	1:17.832 (3)	0.126	68.91	11:54:01.487	
5 -	1:17.788 (2)	0.082	68.95	11:55:19.275	
6 -	1:25.918	8.212	62.43	11:56:45.193	
7 -	1:27.691	9.985	61.16	11:58:12.884	
8 -	1:20.196	2.490	66.88	11:59:33.080	
9 -	1:18.848	1.142	68.02	12:00:51.928	
10 -	1:23.934	6.228	63.90	12:02:15.862	
11 -	1:18.665	0.959	68.18	12:03:34.527	
12 -	1:18.159	0.453	68.62	12:04:52.686	
13 -	1:17.706 (1)		69.02	12:06:10.392	
14 -	1:24.639	6.933	63.37	12:07:35.031	

P12 49 Oliver ROBINSON (M)					
LAP	LAP TIME	DIFF	MPH	TIME OF DAY	
1 -	1:18.033 (2)	0.115	68.74	11:50:01.684	
2 -	1:18.876	0.958	68.00	11:51:20.560	
3 -	1:30.859 P	12.941	59.03	11:52:51.419	
4 -	1:41.162	23.244	53.02	11:54:32.581	
5 -	1:42.176	24.258	52.49	11:56:14.757	
6 -	1:18.621	0.703	68.22	11:57:33.378	
7 -	1:18.944	1.026	67.94	11:58:52.322	
8 -	1:18.333 (3)	0.415	68.47	12:00:10.655	

DIFF = Difference To Personal Best Lap

9 -	1:21.734	3.816	65.62	12:01:32.389
10 -	1:28.960 P	11.042	60.29	12:03:01.349
11 -	1:24.788	6.870	63.26	12:04:26.137
12 -	1:18.811	0.893	68.06	12:05:44.948
13 -	1:17.918 (1)		68.84	12:07:02.866

P13 82 Michael KNIBBS					
LAP	LAP TIME	DIFF	MPH	TIME OF DAY	
1 -	1:30.996	13.000	58.94	11:48:57.614	
2 -	1:18.332	0.336	68.47	11:50:15.946	
3 -	1:17.996 (1)		68.77	11:51:33.942	
4 -	1:19.213	1.217	67.71	11:52:53.155	
5 -	1:19.925	1.929	67.11	11:54:13.080	
6 -	1:18.249 (2)	0.253	68.55	11:55:31.329	
7 -	1:18.329	0.333	68.48	11:56:49.658	
8 -	1:18.893	0.897	67.99	11:58:08.551	
9 -	1:21.005	3.009	66.21	11:59:29.556	
10 -	1:18.319 (3)	0.323	68.48	12:00:47.875	
11 -	1:35.045 P	17.049	56.43	12:02:22.920	

P14 60 Nick LE DOYEN (M)					
LAP	LAP TIME	DIFF	MPH	TIME OF DAY	
1 -	1:18.143 (1)		68.64	11:50:03.276	
2 -	1:19.038	0.895	67.86	11:51:22.314	
3 -	1:19.459	1.316	67.50	11:52:41.773	
4 -	1:18.579 (3)	0.436	68.26	11:54:00.352	
5 -	1:18.367 (2)	0.224	68.44	11:55:18.719	
6 -	1:20.727	2.584	66.44	11:56:39.446	
7 -	1:19.026	0.883	67.87	11:57:58.472	
8 -	1:18.963	0.820	67.93	11:59:17.435	
9 -	1:19.008	0.865	67.89	12:00:36.443	
10 -	1:20.430	2.287	66.69	12:01:56.873	
11 -	1:19.025	0.882	67.87	12:03:15.898	
12 -	1:19.006	0.863	67.89	12:04:34.904	
13 -	1:18.878	0.735	68.00	12:05:53.782	
14 -	1:19.548	1.405	67.43	12:07:13.330	

P15 57 Oliver JENKINS					
LAP	LAP TIME	DIFF	MPH	TIME OF DAY	
1 -	1:30.091	11.777	59.53	11:49:02.285	
2 -	1:20.297	1.983	66.80	11:50:22.582	
3 -	1:19.258	0.944	67.67	11:51:41.840	
4 -	1:20.112	1.798	66.95	11:53:01.952	
5 -	1:18.871	0.557	68.00	11:54:20.823	
6 -	1:19.311	0.997	67.63	11:55:40.134	
7 -	1:18.693 (3)	0.379	68.16	11:56:58.827	
8 -	1:18.665 (2)	0.351	68.18	11:58:17.492	
9 -	1:18.314 (1)		68.49	11:59:35.806	
10 -	1:18.978	0.664	67.91	12:00:54.784	
11 -	1:19.044	0.730	67.86	12:02:13.828	
12 -	1:24.864	6.550	63.20	12:03:38.692	
13 -	1:23.249	4.935	64.43	12:05:01.941	
14 -	1:19.132	0.818	67.78	12:06:21.073	
15 -	1:19.253	0.939	67.68	12:07:40.326	

P16 3 Richard WOOTTEN					
LAP	LAP TIME	DIFF	MPH	TIME OF DAY	
1 -	1:30.341	11.660	59.37	11:49:00.600	
2 -	1:21.620	2.939	65.71	11:50:22.220	
3 -	1:19.122 (2)	0.441	67.79	11:51:41.342	
4 -	1:19.766	1.085	67.24	11:53:01.108	

Weather / Track : Sunny / Dry

Pembrey Clubmans

Circuit Length = 1.4900 miles

Start: 11:47 Flag 12:06 End: 12:07

BRSCC Mazda MX-5 Championship

QUALIFYING - GROUP 2 - LAP ANALYSIS

DIFF = Difference To Personal Best Lap

5 -	1:19.574	0.893	67.40	11:54:20.682
6 -	1:26.394	7.713	62.08	11:55:47.076
7 -	1:21.592	2.911	65.74	11:57:08.668
8 -	1:19.550 (3)	0.869	67.42	11:58:28.218
9 -	1:18.681 (1)		68.17	11:59:46.899
10 -	1:20.604	1.923	66.54	12:01:07.503
11 -	1:20.087	1.406	66.97	12:02:27.590
12 -	1:19.765	1.084	67.24	12:03:47.355
13 -	1:21.203	2.522	66.05	12:05:08.558
14 -	1:20.904	2.223	66.30	12:06:29.462
15 -	1:20.532	1.851	66.60	12:07:49.994

P17 21 Chris MOLLOY (M)

LAP	LAP TIME	DIFF	MPH	TIME OF DAY
1 -	1:29.489	10.745	59.94	11:49:33.645
2 -	1:19.009	0.265	67.89	11:50:52.654
3 -	1:22.364	3.620	65.12	11:52:15.018
4 -	1:20.139	1.395	66.93	11:53:35.157
5 -	1:18.867 (3)	0.123	68.01	11:54:54.024
6 -	1:18.744 (1)		68.11	11:56:12.768
7 -	1:18.863 (2)	0.119	68.01	11:57:31.631
8 -	1:19.265	0.521	67.67	11:58:50.896
9 -	1:19.477	0.733	67.49	12:00:10.373
10 -	1:23.400	4.656	64.31	12:01:33.773
11 -	1:31.442	12.698	58.66	12:03:05.215
12 -	1:19.637	0.893	67.35	12:04:24.852
13 -	1:19.064	0.320	67.84	12:05:43.916
14 -	1:20.516	1.772	66.62	12:07:04.432

P18 90 Bruce ROBINSON (M)

LAP	LAP TIME	DIFF	MPH	TIME OF DAY
1 -	1:30.956	11.608	58.97	11:49:06.153
2 -	1:19.831 (3)	0.483	67.19	11:50:25.984
3 -	1:19.348 (1)		67.60	11:51:45.332
4 -	1:19.573 (2)	0.225	67.40	11:53:04.905
5 -	1:31.595 P	12.247	58.56	11:54:36.500
6 -	1:45.581	26.233	50.80	11:56:22.081
7 -	1:20.799	1.451	66.38	11:57:42.880
8 -	1:21.139	1.791	66.10	11:59:04.019
9 -	1:20.157	0.809	66.91	12:00:24.176
10 -	1:30.839	11.491	59.04	12:01:55.015
11 -	1:23.519	4.171	64.22	12:03:18.534
12 -	1:21.617	2.269	65.72	12:04:40.151
13 -	1:20.740	1.392	66.43	12:06:00.891
14 -	1:19.993	0.645	67.05	12:07:20.884

P19 74 Clive CHISNALL (M)

LAP	LAP TIME	DIFF	MPH	TIME OF DAY
1 -	1:35.793	16.292	55.99	11:49:30.760
2 -	1:20.950	1.449	66.26	11:50:51.710
3 -	1:20.027	0.526	67.02	11:52:11.737
4 -	1:20.474	0.973	66.65	11:53:32.211
5 -	1:19.663 (2)	0.162	67.33	11:54:51.874
6 -	1:20.567	1.066	66.57	11:56:12.441
7 -	1:20.615	1.114	66.53	11:57:33.056
8 -	1:20.112	0.611	66.95	11:58:53.168
9 -	1:20.409	0.908	66.70	12:00:13.577
10 -	1:27.663	8.162	61.18	12:01:41.240
11 -	1:19.702	0.201	67.30	12:03:00.942
12 -	1:19.696 (3)	0.195	67.30	12:04:20.638
13 -	1:19.501 (1)		67.47	12:05:40.139
14 -	1:20.091	0.590	66.97	12:07:00.230

DIFF = Difference To Personal Best Lap

P20 20 Christopher GINN (M)				
LAP	LAP TIME	DIFF	MPH	TIME OF DAY
1 -	1:30.047	10.238	59.56	11:49:03.925
2 -	1:21.156	1.347	66.09	11:50:25.081
3 -	1:20.669	0.860	66.49	11:51:45.750
4 -	1:22.530	2.721	64.99	11:53:08.280
5 -	1:19.956 (2)	0.147	67.08	11:54:28.236
6 -	1:21.692	1.883	65.66	11:55:49.928
7 -	1:33.401 P	13.592	57.42	11:57:23.329
8 -	1:44.584	24.775	51.28	11:59:07.913
9 -	1:20.697	0.888	66.47	12:00:28.610
10 -	1:23.619	3.810	64.14	12:01:52.229
11 -	1:20.735	0.926	66.43	12:03:12.964
12 -	1:19.981 (3)	0.172	67.06	12:04:32.945
13 -	1:19.809 (1)		67.21	12:05:52.754
14 -	1:21.010	1.201	66.21	12:07:13.764

P21 73 Jon WOOD (M)

LAP	LAP TIME	DIFF	MPH	TIME OF DAY
1 -	1:32.608	12.541	57.92	11:48:57.484
2 -	1:23.111	3.044	64.54	11:50:20.595
3 -	1:20.596	0.529	66.55	11:51:41.191
4 -	1:22.396	2.329	65.10	11:53:03.587
5 -	1:20.067 (1)		66.99	11:54:23.654
6 -	1:20.753	0.686	66.42	11:55:44.407
7 -	1:20.595 (3)	0.528	66.55	11:57:05.002
8 -	1:36.924	16.857	55.34	11:58:41.926
9 -	1:20.529 (2)	0.462	66.60	12:00:02.455
10 -	1:30.754	10.687	59.10	12:01:33.209
11 -	1:22.616	2.549	64.92	12:02:55.825
12 -	1:22.160	2.093	65.28	12:04:17.985
13 -	1:21.205	1.138	66.05	12:05:39.190
14 -	1:20.899	0.832	66.30	12:07:00.089

Weather / Track : Sunny / Dry

Pembrey Clubmans

Circuit Length = 1.4900 miles

Start: 11:47 Flag 12:06 End: 12:07

BRSCC Mazda MX-5 Championship - 1A

RACE 1 - GRID (20 minutes) - AMENDED

ROW 11	21	1:17.254	13 Scott LEACH (M)	22	1:17.706	61 Richard BAXTER	
ROW 10	19	1:16.817	30 Dave TURTON	20	1:17.615	544 Jack MOODY	
ROW 9	17	1:16.669	54 Marcus BAILEY (M)	18	1:17.340	65 William HAYDEN	
ROW 8	15	1:16.610	666 David WATERS	16	1:17.293	29 Adam CRAIG	
ROW 7	13	1:16.609	23 Martin TOLLEY (M)	14	1:16.763	55 Matt POLLARD	
ROW 6	11	1:16.481	4 Adam BESSELL	12	1:16.733	63 Oliver ALLWOOD	
ROW 5	9	1:16.454	40 Ben HANCY	10	1:16.564	91 Tom SMITH	
ROW 4	7	1:16.112	71 Ben SHORT	8	1:16.503	41 Joe WIGGIN	
ROW 3	5	1:16.097	77 Steve FODEN	6	1:16.404	93 Jack BREWER	
ROW 2	3	1:15.681	1 Will BLACKWELL-CHAMBERS	4	1:16.181	72 Matt LUFF	
ROW 1	1	1:15.650	5 John LANGRIDGE	2	1:15.977	33 Jason GREATREX (M)	
Pole							

Pembrey Clubmans
 Circuit Length = 1.4900 miles

These results are provisional until the conclusion of any judicial and technical matters.

Clerk Of Course :		Timekeeper :
-------------------	--	--------------

BRSCC Mazda MX-5 Championship - 1B

RACE 2 - GRID (20 minutes) - AMENDED

ROW 11	21	1:24.732	46 David RICKARDS (M)				
ROW 10	19	1:20.067	73 Jon WOOD (M)		20	1:22.034	34 Adam TYRRELL (M)
ROW 9	17	1:19.809	20 Christopher GINN (M)		18	1:21.042	312 Peter LANCASTER (M)
ROW 8	15	1:19.501	74 Clive CHISNALL (M)		16	1:20.503	78 Richard BARTLETT (M)
ROW 7	13	1:19.348	90 Bruce ROBINSON (M)		14	1:19.699	80 Jack WILLMOTT
ROW 6	11	1:18.744	21 Chris MOLLOY (M)		12	1:19.446	43 Joseph WILLMOTT
ROW 5	9	1:18.681	3 Richard WOOTTEN		10	1:18.782	45 Graham RUMSEY (M)
ROW 4	7	1:18.314	57 Oliver JENKINS		8	1:18.280	722 Alan HAWKINS (M)
ROW 3	5	1:18.143	60 Nick LE DOYEN (M)		6	1:18.257	96 Charles MUGGLESTONE
ROW 2	3	1:17.996	82 Michael KNIBBS		4	1:18.188	56 Thomas JENKINS
ROW 1	1	1:17.605	31 Bryn GRIFFITHS (M)		2	1:17.918	49 Oliver ROBINSON (M)
Pole							

Pembrey Clubmans
 Circuit Length = 1.4900 miles

These results are provisional until the conclusion of any judicial and technical matters.

Clerk Of Course :		Timekeeper :
-------------------	--	--------------

Results can be found at www.tsl-timing.com

Printed - 13:09 Saturday, 20 April 2019

BRSCC Mazda MX-5 Championship - 1A

RACE 1 - CLASSIFICATION

POS	NO	NAME	ENTRY	LAPS	TIME	GAP	DIFF	MPH	BEST	ON
1	5	John LANGRIDGE	Mazda MX-5 Mk1	16	20:28.735			69.84	1:16.003	5
2	1	Will BLACKWELL-CHAMBERS	Mazda MX-5 Mk1	16	20:29.354	0.619	0.619	69.81	1:15.977	7
3	33	Jason GREATREX (M)	Mazda MX-5 Mk1	16	20:32.182	3.447	2.828	69.65	1:16.112	4
4	71	Ben SHORT	Mazda MX-5 Mk1	16	20:34.359	5.624	2.177	69.52	1:16.068	4
5	77	Steve FODEN	Mazda MX-5 Mk1	16	20:44.524	15.789	10.165	68.96	1:16.764	8
6	41	Joe WIGGIN	Mazda MX-5 Mk1	16	20:47.168	18.433	2.644	68.81	1:16.811	2
7	40	Ben HANCY	Mazda MX-5 Mk1	16	20:47.312	18.577	0.144	68.80	1:16.653	11
8	4	Adam BESSELL	Mazda MX-5 Mk1	16	20:49.587	20.852	2.275	68.68	1:16.760	14
9	93	Jack BREWER	Mazda MX-5 Mk1	16	20:52.505	23.770	2.918	68.52	1:16.943	15
10	91	Tom SMITH	Mazda MX-5 Mk1	16	20:53.272	24.537	0.767	68.47	1:17.034	11
11	23	Martin TOLLEY (M)	Mazda MX-5 Mk1	16	20:56.477	27.742	3.205	68.30	1:17.028	14
12	666	David WATERS	Mazda MX-5 Mk1	16	20:56.814	28.079	0.337	68.28	1:17.053	7
13	54	Marcus BAILEY (M)	Mazda MX-5 Mk1	16	20:56.919	28.184	0.105	68.28	1:17.112	15
14	55	Matt POLLARD	Mazda MX-5 Mk1	16	21:03.850	35.115	6.931	67.90	1:17.329	7
15	80	Oliver ALLWOOD	Mazda MX-5 Mk1	16	21:04.468	35.733	0.618	67.87	1:17.453	6
16	544	Jack MOODY	Mazda MX-5 Mk1	16	21:05.447	36.712	0.979	67.82	1:17.456	6
17	61	Richard BAXTER	Mazda MX-5 Mk1	16	21:08.685	39.950	3.238	67.64	1:17.298	2
18	65	William HAYDEN	Mazda MX-5 Mk1	16	21:10.865	42.130	2.180	67.53	1:17.703	3
19	13	Scott LEACH (M)	Mazda MX-5 Mk1	16	21:15.628	46.893	4.763	67.27	1:18.086	4

NOT CLASSIFIED

DNF	72	Matt LUFF	Mazda MX-5 Mk1	12	15:46.880	4 Laps	4 Laps	67.97	1:17.032	9
DNF	30	Dave TURTON	Mazda MX-5 Mk1	7	9:28.843	9 Laps	5 Laps	66.00	1:17.533	5

FASTEST LAP

1	Will BLACKWELL-CHAMBERS	Mazda MX-5 Mk1	7	1:15.977	70.60 mph	113.62 kph
---	-------------------------	----------------	---	----------	-----------	------------

Car 80 - Transponder not working

Weather / Track : Sunny / Dry

These results are provisional until the conclusion of any judicial and technical matters.

Pembrey Clubmans

Circuit Length = 1.4900 miles

Start: 14:33 Flag 14:54 End: 14:55

Clerk Of Course :

Timekeeper :

BRSCC Mazda MX-5 Championship - 1A

RACE 1 - LAP CHART

LAP 1 @ 14:35:02.755			LAP 2 @ 14:36:19.129			LAP 3 @ 14:37:35.454			LAP 4 @ 14:38:51.665			LAP 5 @ 14:40:07.668		
NO	BEHIND	LAP TIME	NO	BEHIND	LAP TIME	NO	BEHIND	LAP TIME	NO	BEHIND	LAP TIME	NO	BEHIND	LAP TIME
5		1:23.234	5		1:16.374	5		1:16.325	5		1:16.211	5		1:16.003
33	0.349	1:23.583	33	0.461	1:16.486	33	0.331	1:16.195	33	0.232	1:16.112	33	0.450	1:16.221
1	0.493	1:23.727	1	0.599	1:16.480	1	0.460	1:16.186	1	0.354	1:16.105	1	0.580	1:16.229
72	2.607	1:25.841	71	3.086	1:16.492	71	3.080	1:16.319	71	2.937	1:16.068	71	3.292	1:16.358
71	2.968	1:26.202	72	3.571	1:17.338	41	5.081	1:17.373	41	5.933	1:17.063	41	7.496	1:17.566
77	2.991	1:26.225	77	3.816	1:17.199	77	5.210	1:17.719	77	6.189	1:17.190	77	7.666	1:17.480
41	3.596	1:26.830	41	4.033	1:16.811	72	5.527	1:18.281	40	6.973	1:17.450	40	7.895	1:16.925
93	4.043	1:27.277	40	5.246	1:17.344	40	5.734	1:16.813	72	7.820	1:18.504	72	8.961	1:17.144
40	4.276	1:27.510	91	6.956	1:18.895	91	7.808	1:17.177	91	9.657	1:18.060	91	12.671	1:19.017
91	4.435	1:27.669	93	7.393	1:19.724	93	8.486	1:17.418	93	9.971	1:17.696	4	12.882	1:18.772
4	4.457	1:27.691	666	7.640	1:19.445	4	9.189	1:17.740	4	10.113	1:17.135	93	13.601	1:19.633
666	4.569	1:27.803	4	7.774	1:19.691	23	9.574	1:17.739	23	10.923	1:17.560	23	13.971	1:19.051
23	4.905	1:28.139	23	8.160	1:19.629	666	10.281	1:18.966	666	11.239	1:17.169	666	14.090	1:18.854
65	5.203	1:28.437	80	8.436	1:18.694	54	10.601	1:17.943	54	12.053	1:17.663	54	14.390	1:18.340
54	5.606	1:28.840	54	8.983	1:19.751	80	10.810	1:18.699	80	12.227	1:17.628	30	15.246	1:17.533
55	5.843	1:29.077	55	9.147	1:19.678	65	11.072	1:17.703	544	13.465	1:18.334	544	15.810	1:18.348
80	6.116	1:29.350	544	9.353	1:18.275	544	11.342	1:18.314	30	13.716	1:17.928	80	16.328	1:20.104
30	7.259	1:30.493	65	9.694	1:20.865	30	11.999	1:18.561	65	13.977	1:19.116	55	16.834	1:18.727
544	7.452	1:30.686	30	9.763	1:18.878	55	12.138	1:19.316	55	14.110	1:18.183	65	17.219	1:19.245
13	7.758	1:30.992	13	10.093	1:18.709	13	13.038	1:19.270	13	14.913	1:18.086	13	17.903	1:18.993
61	10.650	1:33.884	61	11.574	1:17.298	61	13.920	1:18.671	61	15.576	1:17.867	61	18.169	1:18.596

Weather / Track : Sunny / Dry

Results can be found at www.tsl-timing.com

Page 1 of 4

Pembrey Clubmans

Circuit Length = 1.4900 miles

Start: 14:33 Flag 14:54 End: 14:55

Printed - 14:56 Saturday, 20 April 2019

BRSCC Mazda MX-5 Championship - 1A

RACE 1 - LAP CHART

LAP 6 @ 14:41:23.953			LAP 7 @ 14:42:40.260			LAP 8 @ 14:43:56.791			LAP 9 @ 14:45:13.123			LAP 10 @ 14:46:29.638		
NO	BEHIND	LAP TIME	NO	BEHIND	LAP TIME	NO	BEHIND	LAP TIME	NO	BEHIND	LAP TIME	NO	BEHIND	LAP TIME
5		1:16.285	5		1:16.307	5		1:16.531	5		1:16.332	5		1:16.515
1	0.523	1:16.228	1	0.193	1:15.977	1	0.204	1:16.542	1	0.230	1:16.358	1	0.452	1:16.737
33	0.918	1:16.753	33	0.956	1:16.345	33	0.912	1:16.487	33	1.438	1:16.858	33	1.763	1:16.840
71	3.414	1:16.407	71	3.349	1:16.242	71	3.134	1:16.316	71	3.311	1:16.509	71	3.580	1:16.784
41	8.807	1:17.596	41	9.793	1:17.293	41	10.368	1:17.106	77	11.852	1:17.380	77	12.425	1:17.088
77	9.013	1:17.632	77	10.571	1:17.865	77	10.804	1:16.764	41	11.981	1:17.945	41	12.817	1:17.351
40	9.137	1:17.527	40	10.742	1:17.912	40	11.218	1:17.007	40	12.097	1:17.211	40	13.350	1:17.768
72	10.076	1:17.400	72	11.300	1:17.531	72	12.274	1:17.505	72	12.974	1:17.032	72	14.003	1:17.544
4	14.154	1:17.557	4	15.109	1:17.262	4	15.603	1:17.025	4	16.485	1:17.214	4	17.363	1:17.393
93	14.748	1:17.432	93	15.621	1:17.180	93	16.270	1:17.180	93	18.324	1:18.386	93	19.035	1:17.226
91	15.063	1:18.677	91	16.080	1:17.324	91	17.010	1:17.461	23	18.585	1:17.436	91	19.771	1:17.561
23	15.590	1:17.904	23	16.394	1:17.111	23	17.481	1:17.618	91	18.725	1:18.047	23	20.506	1:18.436
666	15.869	1:18.064	666	16.615	1:17.053	666	17.901	1:17.817	666	19.099	1:17.530	666	20.720	1:18.136
54	16.240	1:18.135	54	17.464	1:17.531	54	18.321	1:17.388	54	19.548	1:17.559	54	21.251	1:18.218
30	16.611	1:17.650	544	18.829	1:18.155	544	20.425	1:18.127	80	23.798	1:19.321	80	25.334	1:18.051
544	16.981	1:17.456	80	18.847	1:17.658	80	20.809	1:18.493	544	24.133	1:20.040	55	25.906	1:18.063
80	17.496	1:17.453	55	19.142	1:17.329	55	21.019	1:18.408	55	24.358	1:19.671	544	26.177	1:18.559
55	18.120	1:17.571	65	21.434	1:18.387	65	23.691	1:18.788	65	25.625	1:18.266	65	27.442	1:18.332
65	19.354	1:18.420	13	21.964	1:18.489	13	24.084	1:18.651	13	25.898	1:18.146	13	27.853	1:18.470
13	19.782	1:18.164	61	22.221	1:18.403	61	24.538	1:18.848	61	26.241	1:18.035	61	28.021	1:18.295
61	20.125	1:18.241	30	28.104	1:27.800 P									

Weather / Track : Sunny / Dry

Pembrey Clubmans

Circuit Length = 1.4900 miles

Start: 14:33 Flag 14:54 End: 14:55

BRSCC Mazda MX-5 Championship - 1A

RACE 1 - LAP CHART

LAP 11 @ 14:47:45.891			LAP 12 @ 14:49:02.171			LAP 13 @ 14:50:18.709			LAP 14 @ 14:51:35.209			LAP 15 @ 14:52:51.617		
NO	BEHIND	LAP TIME	NO	BEHIND	LAP TIME	NO	BEHIND	LAP TIME	NO	BEHIND	LAP TIME	NO	BEHIND	LAP TIME
5		1:16.253	5		1:16.280	5		1:16.538	5		1:16.500	5		1:16.408
1	0.247	1:16.048	1	0.270	1:16.303	1	0.234	1:16.502	1	0.144	1:16.410	1	0.305	1:16.569
33	1.963	1:16.453	33	2.319	1:16.636	33	2.497	1:16.716	33	2.871	1:16.874	33	3.202	1:16.739
71	3.768	1:16.441	71	4.122	1:16.634	71	4.310	1:16.726	71	4.677	1:16.867	71	5.081	1:16.812
77	13.116	1:16.944	77	13.998	1:17.162	77	14.602	1:17.142	77	15.059	1:16.957	77	15.584	1:16.933
41	13.569	1:17.005	41	14.702	1:17.413	41	15.489	1:17.325	41	16.584	1:17.595	41	17.449	1:17.273
40	13.750	1:16.653	40	14.850	1:17.380	40	15.634	1:17.322	40	16.857	1:17.723	40	17.636	1:17.187
72	15.048	1:17.298	4	18.850	1:17.059	4	19.499	1:17.187	4	19.759	1:16.760	4	20.382	1:17.031
4	18.071	1:16.961	93	21.030	1:17.266	93	21.655	1:17.163	93	22.331	1:17.176	93	22.866	1:16.943
93	20.044	1:17.262	91	21.348	1:17.076	91	22.164	1:17.354	91	23.009	1:17.345	91	23.940	1:17.339
91	20.552	1:17.034	23	23.132	1:17.986	23	24.211	1:17.617	23	24.739	1:17.028	23	25.466	1:17.135
23	21.426	1:17.173	666	23.474	1:17.738	666	24.467	1:17.531	666	25.196	1:17.229	666	25.874	1:17.086
666	22.016	1:17.549	54	24.010	1:17.816	54	24.933	1:17.461	54	25.896	1:17.463	54	26.600	1:17.112
54	22.474	1:17.476	72	24.230	1:25.462 P	55	31.146	1:18.040	80	32.829	1:17.822	55	34.309	1:17.780
80	27.347	1:18.266	55	29.644	1:18.458	80	31.507	1:17.672	55	32.937	1:18.291	80	34.891	1:18.470
55	27.466	1:17.813	80	30.373	1:19.306	544	31.910	1:17.928	544	33.268	1:17.858	544	35.322	1:18.462
544	27.996	1:18.072	544	30.520	1:18.804	61	33.969	1:18.273	61	35.914	1:18.445	61	37.865	1:18.359
61	30.094	1:18.326	61	32.234	1:18.420	65	37.405	1:19.103	65	39.081	1:18.176	65	40.634	1:17.961
65	31.814	1:20.625	65	34.840	1:19.306	13	37.995	1:19.542	13	39.905	1:18.410	13	43.574	1:20.077
13	31.994	1:20.394	13	34.991	1:19.277									

Weather / Track : Sunny / Dry

Results can be found at www.tsl-timing.com

Page 3 of 4

Pembrey Clubmans

Circuit Length = 1.4900 miles

Start: 14:33 Flag 14:54 End: 14:55

Printed - 14:56 Saturday, 20 April 2019

BRSCC Mazda MX-5 Championship - 1A

RACE 1 - LAP CHART

LAP 16 @ 14:54:08.256

NO	BEHIND	LAP TIME
5		1:16.639
1	0.619	1:16.953
33	3.447	1:16.884
71	5.624	1:17.182
77	15.789	1:16.844
41	18.433	1:17.623
40	18.577	1:17.580
4	20.852	1:17.109
93	23.770	1:17.543
91	24.537	1:17.236
23	27.742	1:18.915
666	28.079	1:18.844
54	28.184	1:18.223
55	35.115	1:17.445
80	35.733	1:17.481
544	36.712	1:18.029
61	39.950	1:18.724
65	42.130	1:18.135
13	46.893	1:19.958

Weather / Track : Sunny / Dry

Results can be found at www.tsl-timing.com

Page 4 of 4

Pembrey Clubmans
Circuit Length = 1.4900 miles
Start: 14:33 Flag 14:54 End: 14:55

Printed - 14:56 Saturday, 20 April 2019

BRSCC Mazda MX-5 Championship - 1A

RACE 1 - LAP ANALYSIS

DIFF = Difference To Personal Best Lap

P1 5 John LANGRIDGE				
LAP	LAP TIME	DIFF	MPH	TIME OF DAY
1 -	1:23.234	7.231	64.44	14:35:02.755
2 -	1:16.374	0.371	70.23	14:36:19.129
3 -	1:16.325	0.322	70.27	14:37:35.454
4 -	1:16.211 (2)	0.208	70.38	14:38:51.665
5 -	1:16.003 (1)		70.57	14:40:07.668
6 -	1:16.285	0.282	70.31	14:41:23.953
7 -	1:16.307	0.304	70.29	14:42:40.260
8 -	1:16.531	0.528	70.08	14:43:56.791
9 -	1:16.332	0.329	70.27	14:45:13.123
10 -	1:16.515	0.512	70.10	14:46:29.638
11 -	1:16.253 (3)	0.250	70.34	14:47:45.891
12 -	1:16.280	0.277	70.31	14:49:02.171
13 -	1:16.538	0.535	70.08	14:50:18.709
14 -	1:16.500	0.497	70.11	14:51:35.209
15 -	1:16.408	0.405	70.20	14:52:51.617
16 -	1:16.639	0.636	69.99	14:54:08.256

P2 1 Will BLACKWELL-CHAMBERS				
LAP	LAP TIME	DIFF	MPH	TIME OF DAY
1 -	1:23.727	7.750	64.06	14:35:03.248
2 -	1:16.480	0.503	70.13	14:36:19.728
3 -	1:16.186	0.209	70.40	14:37:35.914
4 -	1:16.105 (3)	0.128	70.48	14:38:52.019
5 -	1:16.229	0.252	70.36	14:40:08.248
6 -	1:16.228	0.251	70.36	14:41:24.476
7 -	1:15.977 (1)		70.60	14:42:40.453
8 -	1:16.542	0.565	70.07	14:43:56.995
9 -	1:16.358	0.381	70.24	14:45:13.353
10 -	1:16.737	0.760	69.90	14:46:30.090
11 -	1:16.048 (2)	0.071	70.53	14:47:46.138
12 -	1:16.303	0.326	70.29	14:49:02.441
13 -	1:16.502	0.525	70.11	14:50:18.943
14 -	1:16.410	0.433	70.20	14:51:35.353
15 -	1:16.569	0.592	70.05	14:52:51.922
16 -	1:16.953	0.976	69.70	14:54:08.875

P3 33 Jason GREATREX (M)				
LAP	LAP TIME	DIFF	MPH	TIME OF DAY
1 -	1:23.583	7.471	64.17	14:35:03.104
2 -	1:16.486	0.374	70.13	14:36:19.590
3 -	1:16.195 (2)	0.083	70.39	14:37:35.785
4 -	1:16.112 (1)		70.47	14:38:51.897
5 -	1:16.221 (3)	0.109	70.37	14:40:08.118
6 -	1:16.753	0.641	69.88	14:41:24.871
7 -	1:16.345	0.233	70.26	14:42:41.216
8 -	1:16.487	0.375	70.12	14:43:57.703
9 -	1:16.858	0.746	69.79	14:45:14.561
10 -	1:16.840	0.728	69.80	14:46:31.401
11 -	1:16.453	0.341	70.16	14:47:47.854
12 -	1:16.636	0.524	69.99	14:49:04.490
13 -	1:16.716	0.604	69.92	14:50:21.206
14 -	1:16.874	0.762	69.77	14:51:38.080
15 -	1:16.739	0.627	69.89	14:52:54.819
16 -	1:16.884	0.772	69.76	14:54:11.703

P4 71 Ben SHORT				
LAP	LAP TIME	DIFF	MPH	TIME OF DAY
1 -	1:26.202	10.134	62.22	14:35:05.723
2 -	1:16.492	0.424	70.12	14:36:22.215

DIFF = Difference To Personal Best Lap

3 -	1:16.319	0.251	70.28	14:37:38.534
4 -	1:16.068 (1)		70.51	14:38:54.602
5 -	1:16.358	0.290	70.24	14:40:10.960
6 -	1:16.407	0.339	70.20	14:41:27.367
7 -	1:16.242 (2)	0.174	70.35	14:42:43.609
8 -	1:16.316 (3)	0.248	70.28	14:43:59.925
9 -	1:16.509	0.441	70.10	14:45:16.434
10 -	1:16.784	0.716	69.85	14:46:33.218
11 -	1:16.441	0.373	70.17	14:47:49.659
12 -	1:16.634	0.566	69.99	14:49:06.293
13 -	1:16.726	0.658	69.91	14:50:23.019
14 -	1:16.867	0.799	69.78	14:51:39.886
15 -	1:16.812	0.744	69.83	14:52:56.698
16 -	1:17.182	1.114	69.49	14:54:13.880

P5 77 Steve FODEN				
LAP	LAP TIME	DIFF	MPH	TIME OF DAY
1 -	1:26.225	9.461	62.20	14:35:05.746
2 -	1:17.199	0.435	69.48	14:36:22.945
3 -	1:17.719	0.955	69.01	14:37:40.664
4 -	1:17.190	0.426	69.49	14:38:57.854
5 -	1:17.480	0.716	69.23	14:40:15.334
6 -	1:17.632	0.868	69.09	14:41:32.966
7 -	1:17.865	1.101	68.88	14:42:50.831
8 -	1:16.764 (1)		69.87	14:44:07.595
9 -	1:17.380	0.616	69.32	14:45:24.975
10 -	1:17.088	0.324	69.58	14:46:42.063
11 -	1:16.944	0.180	69.71	14:47:59.007
12 -	1:17.162	0.398	69.51	14:49:16.169
13 -	1:17.142	0.378	69.53	14:50:33.311
14 -	1:16.957	0.193	69.70	14:51:50.268
15 -	1:16.933 (3)	0.169	69.72	14:53:07.201
16 -	1:16.844 (2)	0.080	69.80	14:54:24.045

P6 41 Joe WIGGIN				
LAP	LAP TIME	DIFF	MPH	TIME OF DAY
1 -	1:26.830	10.019	61.77	14:35:06.351
2 -	1:16.811 (1)		69.83	14:36:23.162
3 -	1:17.373	0.562	69.32	14:37:40.535
4 -	1:17.063 (3)	0.252	69.60	14:38:57.598
5 -	1:17.566	0.755	69.15	14:40:15.164
6 -	1:17.596	0.785	69.12	14:41:32.760
7 -	1:17.293	0.482	69.39	14:42:50.053
8 -	1:17.106	0.295	69.56	14:44:07.159
9 -	1:17.945	1.134	68.81	14:45:25.104
10 -	1:17.351	0.540	69.34	14:46:42.455
11 -	1:17.005 (2)	0.194	69.65	14:47:59.460
12 -	1:17.413	0.602	69.29	14:49:16.873
13 -	1:17.325	0.514	69.36	14:50:34.198
14 -	1:17.595	0.784	69.12	14:51:51.793
15 -	1:17.273	0.462	69.41	14:53:09.066
16 -	1:17.623	0.812	69.10	14:54:26.689

P7 40 Ben HANCY				
LAP	LAP TIME	DIFF	MPH	TIME OF DAY
1 -	1:27.510	10.857	61.29	14:35:07.031
2 -	1:17.344	0.691	69.35	14:36:24.375
3 -	1:16.813 (2)	0.160	69.83	14:37:41.188
4 -	1:17.450	0.797	69.25	14:38:58.638
5 -	1:16.925 (3)	0.272	69.73	14:40:15.563
6 -	1:17.527	0.874	69.18	14:41:33.090
7 -	1:17.912	1.259	68.84	14:42:51.002

Pembrey Clubmans

Circuit Length = 1.4900 miles

Start: 14:33 Flag 14:54 End: 14:55

Weather / Track : Sunny / Dry

BRSCC Mazda MX-5 Championship - 1A

RACE 1 - LAP ANALYSIS

DIFF = Difference To Personal Best Lap

8 -	1:17.007	0.354	69.65	14:44:08.009
9 -	1:17.211	0.558	69.47	14:45:25.220
10 -	1:17.768	1.115	68.97	14:46:42.988
11 -	1:16.653 (1)		69.97	14:47:59.641
12 -	1:17.380	0.727	69.32	14:49:17.021
13 -	1:17.322	0.669	69.37	14:50:34.343
14 -	1:17.723	1.070	69.01	14:51:52.066
15 -	1:17.187	0.534	69.49	14:53:09.253
16 -	1:17.580	0.927	69.14	14:54:26.833

P8 4 Adam BESSELL

LAP	LAP TIME	DIFF	MPH	TIME OF DAY
1 -	1:27.691	10.931	61.16	14:35:07.212
2 -	1:19.691	2.931	67.30	14:36:26.903
3 -	1:17.740	0.980	68.99	14:37:44.643
4 -	1:17.135	0.375	69.54	14:39:01.778
5 -	1:18.772	2.012	68.09	14:40:20.550
6 -	1:17.557	0.797	69.16	14:41:38.107
7 -	1:17.262	0.502	69.42	14:42:55.369
8 -	1:17.025 (3)	0.265	69.63	14:44:12.394
9 -	1:17.214	0.454	69.46	14:45:29.608
10 -	1:17.393	0.633	69.30	14:46:47.001
11 -	1:16.961 (2)	0.201	69.69	14:48:03.962
12 -	1:17.059	0.299	69.60	14:49:21.021
13 -	1:17.187	0.427	69.49	14:50:38.208
14 -	1:16.760 (1)		69.88	14:51:54.968
15 -	1:17.031	0.271	69.63	14:53:11.999
16 -	1:17.109	0.349	69.56	14:54:29.108

P9 93 Jack BREWER

LAP	LAP TIME	DIFF	MPH	TIME OF DAY
1 -	1:27.277	10.334	61.45	14:35:06.798
2 -	1:19.724	2.781	67.28	14:36:26.522
3 -	1:17.418	0.475	69.28	14:37:43.940
4 -	1:17.696	0.753	69.03	14:39:01.636
5 -	1:19.633	2.690	67.35	14:40:21.269
6 -	1:17.432	0.489	69.27	14:41:38.701
7 -	1:17.180	0.237	69.49	14:42:55.881
8 -	1:17.180	0.237	69.49	14:44:13.061
9 -	1:18.386	1.443	68.43	14:45:31.447
10 -	1:17.226	0.283	69.45	14:46:48.673
11 -	1:17.262	0.319	69.42	14:48:05.935
12 -	1:17.266	0.323	69.42	14:49:23.201
13 -	1:17.163 (2)	0.220	69.51	14:50:40.364
14 -	1:17.176 (3)	0.233	69.50	14:51:57.540
15 -	1:16.943 (1)		69.71	14:53:14.483
16 -	1:17.543	0.600	69.17	14:54:32.026

P10 91 Tom SMITH

LAP	LAP TIME	DIFF	MPH	TIME OF DAY
1 -	1:27.669	10.635	61.18	14:35:07.190
2 -	1:18.895	1.861	67.98	14:36:26.085
3 -	1:17.177 (3)	0.143	69.50	14:37:43.262
4 -	1:18.060	1.026	68.71	14:39:01.322
5 -	1:19.017	1.983	67.88	14:40:20.339
6 -	1:18.677	1.643	68.17	14:41:39.016
7 -	1:17.324	0.290	69.37	14:42:56.340
8 -	1:17.461	0.427	69.24	14:44:13.801
9 -	1:18.047	1.013	68.72	14:45:31.848
10 -	1:17.561	0.527	69.15	14:46:49.409
11 -	1:17.034 (1)		69.63	14:48:06.443
12 -	1:17.076 (2)	0.042	69.59	14:49:23.519

DIFF = Difference To Personal Best Lap

13 -	1:17.354	0.320	69.34	14:50:40.873
14 -	1:17.345	0.311	69.35	14:51:58.218
15 -	1:17.339	0.305	69.35	14:53:15.557
16 -	1:17.236	0.202	69.44	14:54:32.793

P11 23 Martin TOLLEY (M)

LAP	LAP TIME	DIFF	MPH	TIME OF DAY
1 -	1:28.139	11.111	60.85	14:35:07.660
2 -	1:19.629	2.601	67.36	14:36:27.289
3 -	1:17.739	0.711	69.00	14:37:45.028
4 -	1:17.560	0.532	69.15	14:39:02.588
5 -	1:19.051	2.023	67.85	14:40:21.639
6 -	1:17.904	0.876	68.85	14:41:39.543
7 -	1:17.111 (2)	0.083	69.56	14:42:56.654
8 -	1:17.618	0.590	69.10	14:44:14.272
9 -	1:17.436	0.408	69.27	14:45:31.708
10 -	1:18.436	1.408	68.38	14:46:50.144
11 -	1:17.173	0.145	69.50	14:48:07.317
12 -	1:17.986	0.958	68.78	14:49:25.303
13 -	1:17.617	0.589	69.10	14:50:42.920
14 -	1:17.028 (1)		69.63	14:51:59.948
15 -	1:17.135 (3)	0.107	69.54	14:53:17.083
16 -	1:18.915	1.887	67.97	14:54:35.998

P12 666 David WATERS

LAP	LAP TIME	DIFF	MPH	TIME OF DAY
1 -	1:27.803	10.750	61.09	14:35:07.324
2 -	1:19.445	2.392	67.51	14:36:26.769
3 -	1:18.966	1.913	67.92	14:37:45.735
4 -	1:17.169 (3)	0.116	69.50	14:39:02.904
5 -	1:18.854	1.801	68.02	14:40:21.758
6 -	1:18.064	1.011	68.71	14:41:39.822
7 -	1:17.053 (1)		69.61	14:42:56.875
8 -	1:17.817	0.764	68.93	14:44:14.692
9 -	1:17.530	0.477	69.18	14:45:32.222
10 -	1:18.136	1.083	68.64	14:46:50.358
11 -	1:17.549	0.496	69.16	14:48:07.907
12 -	1:17.738	0.685	69.00	14:49:25.645
13 -	1:17.531	0.478	69.18	14:50:43.176
14 -	1:17.229	0.176	69.45	14:52:00.405
15 -	1:17.086 (2)	0.033	69.58	14:53:17.491
16 -	1:18.844	1.791	68.03	14:54:36.335

P13 54 Marcus BAILEY (M)

LAP	LAP TIME	DIFF	MPH	TIME OF DAY
1 -	1:28.840	11.728	60.37	14:35:08.361
2 -	1:19.751	2.639	67.25	14:36:28.112
3 -	1:17.943	0.831	68.81	14:37:46.055
4 -	1:17.663	0.551	69.06	14:39:03.718
5 -	1:18.340	1.228	68.47	14:40:22.058
6 -	1:18.135	1.023	68.65	14:41:40.193
7 -	1:17.531	0.419	69.18	14:42:57.724
8 -	1:17.388 (2)	0.276	69.31	14:44:15.112
9 -	1:17.559	0.447	69.16	14:45:32.671
10 -	1:18.218	1.106	68.57	14:46:50.889
11 -	1:17.476	0.364	69.23	14:48:08.365
12 -	1:17.816	0.704	68.93	14:49:26.181
13 -	1:17.461 (3)	0.349	69.24	14:50:43.642
14 -	1:17.463	0.351	69.24	14:52:01.105
15 -	1:17.112 (1)		69.56	14:53:18.217
16 -	1:18.223	1.111	68.57	14:54:36.440

Weather / Track : Sunny / Dry

Pembrey Clubmans

Circuit Length = 1.4900 miles

Start: 14:33 Flag 14:54 End: 14:55

BRSCC Mazda MX-5 Championship - 1A

RACE 1 - LAP ANALYSIS

DIFF = Difference To Personal Best Lap

P14 55 Matt POLLARD				
LAP	LAP TIME	DIFF	MPH	TIME OF DAY
1 -	1:29.077	11.748	60.21	14:35:08.598
2 -	1:19.678	2.349	67.32	14:36:28.276
3 -	1:19.316	1.987	67.62	14:37:47.592
4 -	1:18.183	0.854	68.60	14:39:05.775
5 -	1:18.727	1.398	68.13	14:40:24.502
6 -	1:17.571 (3)	0.242	69.14	14:41:42.073
7 -	1:17.329 (1)		69.36	14:42:59.402
8 -	1:18.408	1.079	68.41	14:44:17.810
9 -	1:19.671	2.342	67.32	14:45:37.481
10 -	1:18.063	0.734	68.71	14:46:55.544
11 -	1:17.813	0.484	68.93	14:48:13.357
12 -	1:18.458	1.129	68.36	14:49:31.815
13 -	1:18.040	0.711	68.73	14:50:49.855
14 -	1:18.291	0.962	68.51	14:52:08.146
15 -	1:17.780	0.451	68.96	14:53:25.926
16 -	1:17.445 (2)	0.116	69.26	14:54:43.371

P15 80 Oliver ALLWOOD				
LAP	LAP TIME	DIFF	MPH	TIME OF DAY
1 -	1:29.350	11.897	60.03	14:35:08.871
2 -	1:18.694	1.241	68.16	14:36:27.565
3 -	1:18.699	1.246	68.15	14:37:46.264
4 -	1:17.628 (3)	0.175	69.09	14:39:03.892
5 -	1:20.104	2.651	66.96	14:40:23.996
6 -	1:17.453 (1)		69.25	14:41:41.449
7 -	1:17.658	0.205	69.07	14:42:59.107
8 -	1:18.493	1.040	68.33	14:44:17.600
9 -	1:19.321	1.868	67.62	14:45:36.921
10 -	1:18.051	0.598	68.72	14:46:54.972
11 -	1:18.266	0.813	68.53	14:48:13.238
12 -	1:19.306	1.853	67.63	14:49:32.544
13 -	1:17.672	0.219	69.05	14:50:50.216
14 -	1:17.822	0.369	68.92	14:52:08.038
15 -	1:18.470	1.017	68.35	14:53:26.508
16 -	1:17.481 (2)	0.028	69.22	14:54:43.989

P16 544 Jack MOODY				
LAP	LAP TIME	DIFF	MPH	TIME OF DAY
1 -	1:30.686	13.230	59.14	14:35:10.207
2 -	1:18.275	0.819	68.52	14:36:28.482
3 -	1:18.314	0.858	68.49	14:37:46.796
4 -	1:18.334	0.878	68.47	14:39:05.130
5 -	1:18.348	0.892	68.46	14:40:23.478
6 -	1:17.456 (1)		69.25	14:41:40.934
7 -	1:18.155	0.699	68.63	14:42:59.089
8 -	1:18.127	0.671	68.65	14:44:17.216
9 -	1:20.040	2.584	67.01	14:45:37.256
10 -	1:18.559	1.103	68.27	14:46:55.815
11 -	1:18.072	0.616	68.70	14:48:13.887
12 -	1:18.804	1.348	68.06	14:49:32.691
13 -	1:17.928 (3)	0.472	68.83	14:50:50.619
14 -	1:17.858 (2)	0.402	68.89	14:52:08.477
15 -	1:18.462	1.006	68.36	14:53:26.939
16 -	1:18.029	0.573	68.74	14:54:44.968

P17 61 Richard BAXTER				
LAP	LAP TIME	DIFF	MPH	TIME OF DAY
1 -	1:33.884	16.586	57.13	14:35:13.405
2 -	1:17.298 (1)		69.39	14:36:30.703

DIFF = Difference To Personal Best Lap

3 -	1:18.671	1.373	68.18	14:37:49.374
4 -	1:17.867 (2)	0.569	68.88	14:39:07.241
5 -	1:18.596	1.298	68.24	14:40:25.837
6 -	1:18.241	0.943	68.55	14:41:44.078
7 -	1:18.403	1.105	68.41	14:43:02.481
8 -	1:18.848	1.550	68.02	14:44:21.329
9 -	1:18.035 (3)	0.737	68.73	14:45:39.364
10 -	1:18.295	0.997	68.51	14:46:57.659
11 -	1:18.326	1.028	68.48	14:48:15.985
12 -	1:18.420	1.122	68.40	14:49:34.405
13 -	1:18.273	0.975	68.52	14:50:52.678
14 -	1:18.445	1.147	68.37	14:52:11.123
15 -	1:18.359	1.061	68.45	14:53:29.482
16 -	1:18.724	1.426	68.13	14:54:48.206

P18 65 William HAYDEN				
LAP	LAP TIME	DIFF	MPH	TIME OF DAY
1 -	1:28.437	10.734	60.65	14:35:07.958
2 -	1:20.865	3.162	66.33	14:36:28.823
3 -	1:17.703 (1)		69.03	14:37:46.526
4 -	1:19.116	1.413	67.79	14:39:05.642
5 -	1:19.245	1.542	67.68	14:40:24.887
6 -	1:18.420	0.717	68.40	14:41:43.307
7 -	1:18.387	0.684	68.42	14:43:01.694
8 -	1:18.788	1.085	68.08	14:44:20.482
9 -	1:18.266	0.563	68.53	14:45:38.748
10 -	1:18.332	0.629	68.47	14:46:57.080
11 -	1:20.625	2.922	66.53	14:48:17.705
12 -	1:19.306	1.603	67.63	14:49:37.011
13 -	1:19.103	1.400	67.81	14:50:56.114
14 -	1:18.176	0.473	68.61	14:52:14.290
15 -	1:17.961 (2)	0.258	68.80	14:53:32.251
16 -	1:18.135 (3)	0.432	68.65	14:54:50.386

P19 13 Scott LEACH (M)				
LAP	LAP TIME	DIFF	MPH	TIME OF DAY
1 -	1:30.992	12.906	58.95	14:35:10.513
2 -	1:18.709	0.623	68.14	14:36:29.222
3 -	1:19.270	1.184	67.66	14:37:48.492
4 -	1:18.086 (1)		68.69	14:39:06.578
5 -	1:18.993	0.907	67.90	14:40:25.571
6 -	1:18.164 (3)	0.078	68.62	14:41:43.735
7 -	1:18.489	0.403	68.34	14:43:02.224
8 -	1:18.651	0.565	68.20	14:44:20.875
9 -	1:18.146 (2)	0.060	68.64	14:45:39.021
10 -	1:18.470	0.384	68.35	14:46:57.491
11 -	1:20.394	2.308	66.72	14:48:17.885
12 -	1:19.277	1.191	67.66	14:49:37.162
13 -	1:19.542	1.456	67.43	14:50:56.704
14 -	1:18.410	0.324	68.40	14:52:15.114
15 -	1:20.077	1.991	66.98	14:53:35.191
16 -	1:19.958	1.872	67.08	14:54:55.149

P20 72 Matt LUFF				
LAP	LAP TIME	DIFF	MPH	TIME OF DAY
1 -	1:25.841	8.809	62.48	14:35:05.362
2 -	1:17.338	0.306	69.35	14:36:22.700
3 -	1:18.281	1.249	68.52	14:37:40.981
4 -	1:18.504	1.472	68.32	14:38:59.485
5 -	1:17.144 (2)	0.112	69.53	14:40:16.629
6 -	1:17.400	0.368	69.30	14:41:34.029
7 -	1:17.531	0.499	69.18	14:42:51.560

Pembrey Clubmans

Circuit Length = 1.4900 miles

Start: 14:33 Flag 14:54 End: 14:55

Weather / Track : Sunny / Dry

BRSCC Mazda MX-5 Championship - 1A

RACE 1 - LAP ANALYSIS

DIFF = Difference To Personal Best Lap

8 -	1:17.505	0.473	69.20	14:44:09.065
9 -	1:17.032 (1)		69.63	14:45:26.097
10 -	1:17.544	0.512	69.17	14:46:43.641
11 -	1:17.298 (3)	0.266	69.39	14:48:00.939
12 -	1:25.462 P	8.430	62.76	14:49:26.401

P21 30 Dave TURTON

LAP	LAP TIME	DIFF	MPH	TIME OF DAY
1 -	1:30.493	12.960	59.27	14:35:10.014
2 -	1:18.878	1.345	68.00	14:36:28.892
3 -	1:18.561	1.028	68.27	14:37:47.453
4 -	1:17.928 (3)	0.395	68.83	14:39:05.381
5 -	1:17.533 (1)		69.18	14:40:22.914
6 -	1:17.650 (2)	0.117	69.07	14:41:40.564
7 -	1:27.800 P	10.267	61.09	14:43:08.364

BRSCC Mazda MX-5 Championship - 1B

RACE 2 - CLASSIFICATION

POS	NO	NAME	ENTRY	LAPS	TIME	GAP	DIFF	MPH	BEST	ON
1	31	Bryn GRIFFITHS (M)	Mazda MX-5 Mk1	14	21:29.657			58.22	1:18.622	13
2	57	Oliver JENKINS	Mazda MX-5 Mk1	14	21:30.635	0.978	0.978	58.18	1:18.196	9
3	56	Thomas JENKINS	Mazda MX-5 Mk1	14	21:30.657	1.000	0.022	58.18	1:18.031	7
4	29	Adam CRAIG	Mazda MX-5 Mk1	14	21:30.985	1.328	0.328	58.16	1:17.151	9
5	82	Michael KNIBBS	Mazda MX-5 Mk1	14	21:31.984	2.327	0.999	58.12	1:18.105	6
6	722	Alan HAWKINS (M)	Mazda MX-5 Mk1	14	21:32.357	2.700	0.373	58.10	1:18.822	4
7	96	Charles MUGGLESTONE	Mazda MX-5 Mk1	14	21:33.552	3.895	1.195	58.05	1:18.238	9
8	60	Nick LE DOYEN (M)	Mazda MX-5 Mk1	14	21:33.808	4.151	0.256	58.04	1:18.701	9
9	74	Clive CHISNALL (M)	Mazda MX-5 Mk1	14	21:34.802	5.145	0.994	57.99	1:18.860	3
10	45	Graham RUMSEY (M)	Mazda MX-5 Mk1	14	21:35.086	5.429	0.284	57.98	1:18.672	7
11	49	Oliver ROBINSON (M)	Mazda MX-5 Mk1	14	21:35.401	5.744	0.315	57.97	1:18.662	14
12	20	Christopher GINN (M)	Mazda MX-5 Mk1	14	21:42.078	12.421	6.677	57.67	1:19.764	7
13	90	Bruce ROBINSON (M)	Mazda MX-5 Mk1	14	21:47.796	18.139	5.718	57.42	1:19.163	5
14	78	Richard BARTLETT (M)	Mazda MX-5 Mk1	14	21:49.193	19.536	1.397	57.36	1:21.173	5
15	46	David RICKARDS (M)	Mazda MX-5 Mk1	14	22:00.889	31.232	11.696	56.85	1:24.383	6
16	73	Jon WOOD (M)	Mazda MX-5 Mk1	14	22:02.638	32.981	1.749	56.77	1:19.638	7
17	34	Adam TYRRELL (M)	Mazda MX-5 Mk1	13	21:59.916	1 Lap	1 Lap	52.83	1:25.217	4
NOT CLASSIFIED										
DNF	312	Peter LANCASTER (M)	Mazda MX-5 Mk1	13	21:14.878	1 Lap		54.69	1:20.826	3
DNF	43	Joseph WILLMOTT	Mazda MX-5 Mk1	11	16:19.638	3 Laps	2 Laps	60.23	1:19.593	7
DNF	80	Jack WILLMOTT	Mazda MX-5 Mk1	11	19:01.162	3 Laps	2:41.524	51.70	1:19.574	2
DNF	21	Chris MOLLOY (M)	Mazda MX-5 Mk1	8	10:47.567	6 Laps	3 Laps	66.26	1:18.618	6
DNF	3	Richard WOOTTEN	Mazda MX-5 Mk1	8	11:29.048	6 Laps	41.481	62.27	1:19.170	5

FASTEST LAP

29	Adam CRAIG	Mazda MX-5 Mk1	9	1:17.151	69.52 mph	111.89 kph
----	------------	----------------	---	----------	-----------	------------

Car 56 - Transponder not working

Weather / Track : Sunny / Dry

These results are provisional until the conclusion of any judicial and technical matters.

Pembrey Clubmans

Circuit Length = 1.4900 miles

Start: 15:24 Flag 15:45 End: 15:46

Clerk Of Course :

Timekeeper :

BRSCC Mazda MX-5 Championship - 1B

RACE 2 - LAP CHART

LAP 1 @ 15:25:47.723			LAP 2 @ 15:27:06.885			LAP 3 @ 15:28:26.248			LAP 4 @ 15:29:45.404			LAP 5 @ 15:31:04.585		
NO	BEHIND	LAP TIME	NO	BEHIND	LAP TIME	NO	BEHIND	LAP TIME	NO	BEHIND	LAP TIME	NO	BEHIND	LAP TIME
31		1:24.852	31		1:19.162	31		1:19.363	31		1:19.156	31		1:19.181
60	2.185	1:27.037	60	2.406	1:19.383	60	1.871	1:18.828	60	2.167	1:19.452	56	2.104	1:19.096
56	2.568	1:27.420	56	2.428	1:19.022	56	2.088	1:19.023	56	2.189	1:19.257	60	2.941	1:19.955
49	3.025	1:27.877	49	2.759	1:18.896	49	3.312	1:19.916	49	2.899	1:18.743	49	3.096	1:19.378
96	3.246	1:28.098	96	3.165	1:19.081	722	3.823	1:19.522	722	3.489	1:18.822	722	3.610	1:19.302
722	3.489	1:28.341	722	3.664	1:19.337	45	4.667	1:19.194	82	4.639	1:18.597	45	5.540	1:19.102
57	4.543	1:29.395	57	4.659	1:19.278	57	4.918	1:19.622	45	5.619	1:20.108	57	6.153	1:19.385
45	4.666	1:29.518	45	4.836	1:19.332	82	5.198	1:19.278	57	5.949	1:20.187	96	6.292	1:19.108
82	4.853	1:29.705	82	5.283	1:19.592	96	5.536	1:21.734	96	6.365	1:19.985	82	7.924	1:22.466
90	5.761	1:30.613	29	6.726	1:19.191	90	8.769	1:20.989	21	8.749	1:18.651	21	8.634	1:19.066
43	6.015	1:30.867	90	7.143	1:20.544	21	9.254	1:19.536	90	10.114	1:20.501	90	10.096	1:19.163
3	6.564	1:31.416	43	7.240	1:20.387	74	10.139	1:18.860	74	10.567	1:19.584	74	10.984	1:19.598
29	6.697	1:31.549	80	7.801	1:19.574	3	10.895	1:21.611	3	11.537	1:19.798	3	11.526	1:19.170
80	7.389	1:32.241	3	8.647	1:21.245	20	12.111	1:21.029	20	13.129	1:20.174	29	13.219	1:19.127
78	8.272	1:33.124	21	9.081	1:19.531	80	12.383	1:23.945	29	13.273	1:17.766	80	15.963	1:21.196
21	8.712	1:33.564	20	10.445	1:20.525	312	13.668	1:20.826	80	13.948	1:20.721	20	16.768	1:22.820
20	9.082	1:33.934	74	10.642	1:19.903	73	14.131	1:20.863	73	16.110	1:21.135	73	16.904	1:19.975
312	9.702	1:34.554	78	11.968	1:22.858	29	14.663	1:27.300	312	17.168	1:22.656	312	20.013	1:22.026
74	9.901	1:34.753	312	12.205	1:21.665	78	16.042	1:23.437	78	18.338	1:21.452	78	20.330	1:21.173
73	10.998	1:35.850	73	12.631	1:20.795	34	29.077	1:26.748	34	35.138	1:25.217	43	40.035	1:20.863
34	14.505	1:39.357	34	21.692	1:26.349	46	30.040	1:26.945	46	36.480	1:25.596	46	43.962	1:26.663
46	15.105	1:39.957	46	22.458	1:26.515	43	37.700	1:49.823	43	38.353	1:19.809	34	54.835	1:38.878

Weather / Track : Sunny / Dry

BRSCC Mazda MX-5 Championship - 1B

RACE 2 - LAP CHART

LAP 6 @ 15:32:23.427			LAP 7 @ 15:33:42.532			LAP 8 @ 15:35:01.503			LAP 9 @ 15:36:20.167			LAP 10 @ 15:37:42.546		
NO	BEHIND	LAP TIME	NO	BEHIND	LAP TIME	NO	BEHIND	LAP TIME	NO	BEHIND	LAP TIME	NO	BEHIND	LAP TIME
31		1:18.842	31		1:19.105	31		1:18.971	31		1:18.664	31		1:22.379
56	1.803	1:18.541	56	0.729	1:18.031	56	3.101	1:21.343	34	1 Lap	1:25.452	56	1.875	1:21.363
49	3.286	1:19.032	722	3.755	1:18.849	722	3.970	1:19.186	56	2.891	1:18.454	57	3.094	1:19.923
60	3.756	1:19.657	49	4.157	1:19.976	49	4.137	1:18.951	49	5.356	1:19.883	722	4.883	1:21.844
722	4.011	1:19.243	45	5.091	1:18.672	45	4.901	1:18.781	722	5.418	1:20.112	60	5.274	1:21.006
45	5.524	1:18.826	60	5.503	1:20.852	57	6.018	1:18.907	57	5.550	1:18.196	96	6.110	1:20.897
57	6.772	1:19.461	57	6.082	1:18.415	60	6.610	1:20.078	45	5.798	1:19.561	82	6.689	1:22.235
96	7.091	1:19.641	82	7.203	1:19.121	82	6.727	1:18.495	60	6.647	1:18.701	29	7.386	1:20.630
82	7.187	1:18.105	96	8.042	1:20.056	96	8.018	1:18.947	82	6.833	1:18.770	45	13.113	1:29.694
21	8.410	1:18.618	21	8.392	1:19.087	21	8.935	1:19.514	96	7.592	1:18.238	74	13.966	1:20.151
90	10.947	1:19.693	29	11.635	1:18.499	29	10.648	1:17.984	29	9.135	1:17.151	49	18.336	1:35.359
74	11.619	1:19.477	90	12.294	1:20.452	74	15.316	1:21.395	74	16.194	1:19.542	34	1 Lap	1:45.368
29	12.241	1:17.864	74	12.892	1:20.378	80	19.874	1:20.989	73	23.612	1:21.791	80	1 Lap	2:51.976
3	12.997	1:20.313	3	15.708	1:21.816	73	20.485	1:20.709	20	24.110	1:21.361	73	33.108	1:31.875
80	16.810	1:19.689	80	17.856	1:20.151	20	21.413	1:20.607	90	29.110	1:20.465	20	34.761	1:33.030
73	18.214	1:20.152	73	18.747	1:19.638	90	27.309	1:33.986	312	31.681	1:20.933	90	35.200	1:28.469
20	19.118	1:21.192	20	19.777	1:19.764	312	29.412	1:22.304	78	34.034	1:22.036	312	36.068	1:26.766
312	23.145	1:21.974	312	26.079	1:22.039	78	30.662	1:22.763	43	44.659	1:20.652	78	40.379	1:28.724
78	24.000	1:22.512	78	26.870	1:21.975	43	42.671	1:19.747	46	1:08.185	1:25.672	43	46.989	1:24.709
43	41.407	1:20.214	43	41.895	1:19.593	3	50.416	1:53.679 P				46	1:41.552	1:55.746
46	49.503	1:24.383	46	55.122	1:24.724	46	1:01.177	1:25.026						
34	1:04.260	1:28.267	34	1:12.252	1:27.097									

Weather / Track : Sunny / Dry

Results can be found at www.tsl-timing.com

Page 2 of 3

Pembrey Clubmans

Circuit Length = 1.4900 miles

Start: 15:24 Flag 15:45 End: 15:46

Printed - 15:49 Saturday, 20 April 2019

BRSCC Mazda MX-5 Championship - 1B

RACE 2 - LAP CHART

LAP 11 @ 15:40:29.939			LAP 12 @ 15:43:14.386			LAP 13 @ 15:44:33.008			LAP 14 @ 15:45:52.528		
NO	BEHIND	LAP TIME	NO	BEHIND	LAP TIME	NO	BEHIND	LAP TIME	NO	BEHIND	LAP TIME
31		2:47.393	31		2:44.447	31		1:18.622	31		1:19.520
56	1.690	2:47.208	56	1.160	2:43.917	57	1.352	1:18.690	57	0.978	1:19.146
57	2.758	2:47.057	57	1.284	2:42.973	56	1.548	1:19.010	56	1.000	1:18.972
722	4.079	2:46.589	722	2.017	2:42.385	722	3.342	1:19.947	29	1.328	1:17.373
60	4.811	2:46.930	60	2.427	2:42.063	82	3.397	1:19.127	82	2.327	1:18.450
96	5.738	2:47.021	96	2.712	2:41.421	29	3.475	1:18.982	722	2.700	1:18.878
82	6.968	2:47.672	82	2.892	2:40.371	96	4.468	1:20.378	96	3.895	1:18.947
29	8.038	2:48.045	29	3.115	2:39.524	60	4.872	1:21.067	60	4.151	1:18.799
45	8.981	2:43.261	45	4.769	2:40.235	74	5.663	1:19.138	74	5.145	1:19.002
74	10.566	2:43.993	74	5.147	2:39.028	45	6.129	1:19.982	45	5.429	1:18.820
49	12.559	2:41.616	49	5.547	2:37.435	49	6.602	1:19.677	49	5.744	1:18.662
43	12.570	2:12.974 P	34	1 Lap	2:39.559	20	11.841	1:20.555	20	12.421	1:20.100
34	1 Lap	2:38.630	80	1 Lap	2:37.769	78	16.107	1:22.334	90	18.139	1:20.546
80	1 Lap	2:32.911	73	9.840	2:36.829	90	17.113	1:25.026	78	19.536	1:22.949
73	17.458	2:31.743	20	9.908	2:35.945	73	18.516	1:27.298	34	1 Lap	1:26.551
20	18.410	2:31.042	90	10.709	2:35.315	34	1 Lap	1:32.443	46	31.232	1:25.939
90	19.841	2:32.034	312	10.911	2:33.800	46	24.813	1:28.078	73	32.981	1:33.985
312	21.558	2:32.883	78	12.395	2:33.396	312	1:04.741	2:12.452 P			
78	23.446	2:30.460	46	15.357	2:01.941						
46	57.863	2:03.704									

Weather / Track : Sunny / Dry

Results can be found at www.tsl-timing.com

Page 3 of 3

Pembrey Clubmans
 Circuit Length = 1.4900 miles
 Start: 15:24 Flag 15:45 End: 15:46

Printed - 15:49 Saturday, 20 April 2019

BRSCC Mazda MX-5 Championship - 1B

RACE 2 - LAP ANALYSIS

DIFF = Difference To Personal Best Lap

P1 31 Bryn GRIFFITHS (M)				
LAP	LAP TIME	DIFF	MPH	TIME OF DAY
1 -	1:24.852	6.230	63.21	15:25:47.723
2 -	1:19.162	0.540	67.75	15:27:06.885
3 -	1:19.363	0.741	67.58	15:28:26.248
4 -	1:19.156	0.534	67.76	15:29:45.404
5 -	1:19.181	0.559	67.74	15:31:04.585
6 -	1:18.842 (3)	0.220	68.03	15:32:23.427
7 -	1:19.105	0.483	67.80	15:33:42.532
8 -	1:18.971	0.349	67.92	15:35:01.503
9 -	1:18.664 (2)	0.042	68.18	15:36:20.167
10 -	1:22.379	3.757	65.11	15:37:42.546
11 -	2:47.393	1:28.771	32.04	15:40:29.939
12 -	2:44.447	1:25.825	32.61	15:43:14.386
13 -	1:18.622 (1)		68.22	15:44:33.008
14 -	1:19.520	0.898	67.45	15:45:52.528

P2 57 Oliver JENKINS				
LAP	LAP TIME	DIFF	MPH	TIME OF DAY
1 -	1:29.395	11.199	60.00	15:25:52.266
2 -	1:19.278	1.082	67.66	15:27:11.544
3 -	1:19.622	1.426	67.36	15:28:31.166
4 -	1:20.187	1.991	66.89	15:29:51.353
5 -	1:19.385	1.189	67.56	15:31:10.738
6 -	1:19.461	1.265	67.50	15:32:30.199
7 -	1:18.415 (2)	0.219	68.40	15:33:48.614
8 -	1:18.907	0.711	67.97	15:35:07.521
9 -	1:18.196 (1)		68.59	15:36:25.717
10 -	1:19.923	1.727	67.11	15:37:45.640
11 -	2:47.057	1:28.861	32.10	15:40:32.697
12 -	2:42.973	1:24.777	32.91	15:43:15.670
13 -	1:18.690 (3)	0.494	68.16	15:44:34.360
14 -	1:19.146	0.950	67.77	15:45:53.506

P3 56 Thomas JENKINS				
LAP	LAP TIME	DIFF	MPH	TIME OF DAY
1 -	1:27.420	9.389	61.35	15:25:50.291
2 -	1:19.022	0.991	67.87	15:27:09.313
3 -	1:19.023	0.992	67.87	15:28:28.336
4 -	1:19.257	1.226	67.67	15:29:47.593
5 -	1:19.096	1.065	67.81	15:31:06.689
6 -	1:18.541 (3)	0.510	68.29	15:32:25.230
7 -	1:18.031 (1)		68.74	15:33:43.261
8 -	1:21.343	3.312	65.94	15:35:04.604
9 -	1:18.454 (2)	0.423	68.37	15:36:23.058
10 -	1:21.363	3.332	65.92	15:37:44.421
11 -	2:47.208	1:29.177	32.07	15:40:31.629
12 -	2:43.917	1:25.886	32.72	15:43:15.546
13 -	1:19.010	0.979	67.89	15:44:34.556
14 -	1:18.972	0.941	67.92	15:45:53.528

P4 29 Adam CRAIG				
LAP	LAP TIME	DIFF	MPH	TIME OF DAY
1 -	1:31.549	14.398	58.59	15:25:54.420
2 -	1:19.191	2.040	67.73	15:27:13.611
3 -	1:27.300	10.149	61.44	15:28:40.911
4 -	1:17.766 (3)	0.615	68.97	15:29:58.677
5 -	1:19.127	1.976	67.78	15:31:17.804
6 -	1:17.864	0.713	68.88	15:32:35.668
7 -	1:18.499	1.348	68.33	15:33:54.167
8 -	1:17.984	0.833	68.78	15:35:12.151

DIFF = Difference To Personal Best Lap

9 -	1:17.151 (1)		69.52	15:36:29.302
10 -	1:20.630	3.479	66.52	15:37:49.932
11 -	2:48.045	1:30.894	31.92	15:40:37.977
12 -	2:39.524	1:22.373	33.62	15:43:17.501
13 -	1:18.982	1.831	67.91	15:44:36.483
14 -	1:17.373 (2)	0.222	69.32	15:45:53.856

P5 82 Michael KNIBBS				
LAP	LAP TIME	DIFF	MPH	TIME OF DAY
1 -	1:29.705	11.600	59.79	15:25:52.576
2 -	1:19.592	1.487	67.39	15:27:12.168
3 -	1:19.278	1.173	67.66	15:28:31.446
4 -	1:18.597	0.492	68.24	15:29:50.043
5 -	1:22.466	4.361	65.04	15:31:12.509
6 -	1:18.105 (1)		68.67	15:32:30.614
7 -	1:19.121	1.016	67.79	15:33:49.735
8 -	1:18.495 (3)	0.390	68.33	15:35:08.230
9 -	1:18.770	0.665	68.09	15:36:27.000
10 -	1:22.235	4.130	65.22	15:37:49.235
11 -	2:47.672	1:29.567	31.99	15:40:36.907
12 -	2:40.371	1:22.266	33.44	15:43:17.278
13 -	1:19.127	1.022	67.78	15:44:36.405
14 -	1:18.450 (2)	0.345	68.37	15:45:54.855

P6 722 Alan HAWKINS (M)				
LAP	LAP TIME	DIFF	MPH	TIME OF DAY
1 -	1:28.341	9.519	60.71	15:25:51.212
2 -	1:19.337	0.515	67.61	15:27:10.549
3 -	1:19.522	0.700	67.45	15:28:30.071
4 -	1:18.822 (1)		68.05	15:29:48.893
5 -	1:19.302	0.480	67.64	15:31:08.195
6 -	1:19.243	0.421	67.69	15:32:27.438
7 -	1:18.849 (2)	0.027	68.02	15:33:46.287
8 -	1:19.186	0.364	67.73	15:35:05.473
9 -	1:20.112	1.290	66.95	15:36:25.585
10 -	1:21.844	3.022	65.53	15:37:47.429
11 -	2:46.589	1:27.767	32.19	15:40:34.018
12 -	2:42.385	1:23.563	33.03	15:43:16.403
13 -	1:19.947	1.125	67.09	15:44:36.350
14 -	1:18.878 (3)	0.056	68.00	15:45:55.228

P7 96 Charles MUGGLESTONE				
LAP	LAP TIME	DIFF	MPH	TIME OF DAY
1 -	1:28.098	9.860	60.88	15:25:50.969
2 -	1:19.081	0.843	67.82	15:27:10.050
3 -	1:21.734	3.496	65.62	15:28:31.784
4 -	1:19.985	1.747	67.06	15:29:51.769
5 -	1:19.108	0.870	67.80	15:31:10.877
6 -	1:19.641	1.403	67.35	15:32:30.518
7 -	1:20.056	1.818	67.00	15:33:50.574
8 -	1:18.947 (2)	0.709	67.94	15:35:09.521
9 -	1:18.238 (1)		68.56	15:36:27.759
10 -	1:20.897	2.659	66.30	15:37:48.656
11 -	2:47.021	1:28.783	32.11	15:40:35.677
12 -	2:41.421	1:23.183	33.22	15:43:17.098
13 -	1:20.378	2.140	66.73	15:44:37.476
14 -	1:18.947 (2)	0.709	67.94	15:45:56.423

P8 60 Nick LE DOYEN (M)				
LAP	LAP TIME	DIFF	MPH	TIME OF DAY
1 -	1:27.037	8.336	61.62	15:25:49.908

Pembrey Clubmans

Circuit Length = 1.4900 miles

Start: 15:24 Flag 15:45 End: 15:46

Weather / Track : Sunny / Dry

BRSCC Mazda MX-5 Championship - 1B

RACE 2 - LAP ANALYSIS

DIFF = Difference To Personal Best Lap

2 -	1:19.383	0.682	67.57	15:27:09.291
3 -	1:18.828 (3)	0.127	68.04	15:28:28.119
4 -	1:19.452	0.751	67.51	15:29:47.571
5 -	1:19.955	1.254	67.08	15:31:07.526
6 -	1:19.657	0.956	67.33	15:32:27.183
7 -	1:20.852	2.151	66.34	15:33:48.035
8 -	1:20.078	1.377	66.98	15:35:08.113
9 -	1:18.701 (1)		68.15	15:36:26.814
10 -	1:21.006	2.305	66.21	15:37:47.820
11 -	2:46.930	1:28.229	32.13	15:40:34.750
12 -	2:42.063	1:23.362	33.09	15:43:16.813
13 -	1:21.067	2.366	66.16	15:44:37.880
14 -	1:18.799 (2)	0.098	68.07	15:45:56.679

P9 74 Clive CHISNALL (M)

LAP	LAP TIME	DIFF	MPH	TIME OF DAY
1 -	1:34.753	15.893	56.60	15:25:57.624
2 -	1:19.903	1.043	67.13	15:27:17.527
3 -	1:18.860 (1)		68.01	15:28:36.387
4 -	1:19.584	0.724	67.40	15:29:55.971
5 -	1:19.598	0.738	67.38	15:31:15.569
6 -	1:19.477	0.617	67.49	15:32:35.046
7 -	1:20.378	1.518	66.73	15:33:55.424
8 -	1:21.395	2.535	65.90	15:35:16.819
9 -	1:19.542	0.682	67.43	15:36:36.361
10 -	1:20.151	1.291	66.92	15:37:56.512
11 -	2:43.993	1:25.133	32.70	15:40:40.505
12 -	2:39.028	1:20.168	33.72	15:43:19.533
13 -	1:19.138 (3)	0.278	67.78	15:44:38.671
14 -	1:19.002 (2)	0.142	67.89	15:45:57.673

P10 45 Graham RUMSEY (M)

LAP	LAP TIME	DIFF	MPH	TIME OF DAY
1 -	1:29.518	10.846	59.92	15:25:52.389
2 -	1:19.332	0.660	67.61	15:27:11.721
3 -	1:19.194	0.522	67.73	15:28:30.915
4 -	1:20.108	1.436	66.95	15:29:51.023
5 -	1:19.102	0.430	67.81	15:31:10.125
6 -	1:18.826	0.154	68.04	15:32:28.951
7 -	1:18.672 (1)		68.18	15:33:47.623
8 -	1:18.781 (2)	0.109	68.08	15:35:06.404
9 -	1:19.561	0.889	67.41	15:36:25.965
10 -	1:29.694	11.022	59.80	15:37:55.659
11 -	2:43.261	1:24.589	32.85	15:40:38.920
12 -	2:40.235	1:21.563	33.47	15:43:19.155
13 -	1:19.982	1.310	67.06	15:44:39.137
14 -	1:18.820 (3)	0.148	68.05	15:45:57.957

P11 49 Oliver ROBINSON (M)

LAP	LAP TIME	DIFF	MPH	TIME OF DAY
1 -	1:27.877	9.215	61.03	15:25:50.748
2 -	1:18.896 (3)	0.234	67.98	15:27:09.644
3 -	1:19.916	1.254	67.12	15:28:29.560
4 -	1:18.743 (2)	0.081	68.12	15:29:48.303
5 -	1:19.378	0.716	67.57	15:31:07.681
6 -	1:19.032	0.370	67.87	15:32:26.713
7 -	1:19.976	1.314	67.07	15:33:46.689
8 -	1:18.951	0.289	67.94	15:35:05.640
9 -	1:19.883	1.221	67.14	15:36:25.523
10 -	1:35.359	16.697	56.25	15:38:00.882
11 -	2:41.616	1:22.954	33.18	15:40:42.498
12 -	2:37.435	1:18.773	34.07	15:43:19.933

DIFF = Difference To Personal Best Lap

13 -	1:19.677	1.015	67.32	15:44:39.610
14 -	1:18.662 (1)		68.19	15:45:58.272

P12 20 Christopher GINN (M)

LAP	LAP TIME	DIFF	MPH	TIME OF DAY
1 -	1:33.934	14.170	57.10	15:25:56.805
2 -	1:20.525	0.761	66.61	15:27:17.330
3 -	1:21.029	1.265	66.19	15:28:38.359
4 -	1:20.174 (3)	0.410	66.90	15:29:58.533
5 -	1:22.820	3.056	64.76	15:31:21.353
6 -	1:21.192	1.428	66.06	15:32:42.545
7 -	1:19.764 (1)		67.24	15:34:02.309
8 -	1:20.607	0.843	66.54	15:35:22.916
9 -	1:21.361	1.597	65.92	15:36:44.277
10 -	1:33.030	13.266	57.65	15:38:17.307
11 -	2:31.042	1:11.278	35.51	15:40:48.349
12 -	2:35.945	1:16.181	34.39	15:43:24.294
13 -	1:20.555	0.791	66.58	15:44:44.849
14 -	1:20.100 (2)	0.336	66.96	15:46:04.949

P13 90 Bruce ROBINSON (M)

LAP	LAP TIME	DIFF	MPH	TIME OF DAY
1 -	1:30.613	11.450	59.19	15:25:53.484
2 -	1:20.544	1.381	66.59	15:27:14.028
3 -	1:20.989	1.826	66.23	15:28:35.017
4 -	1:20.501	1.338	66.63	15:29:55.518
5 -	1:19.163 (1)		67.75	15:31:14.681
6 -	1:19.693 (2)	0.530	67.30	15:32:34.374
7 -	1:20.452 (3)	1.289	66.67	15:33:54.826
8 -	1:33.986	14.823	57.07	15:35:28.812
9 -	1:20.465	1.302	66.66	15:36:49.277
10 -	1:28.469	9.306	60.63	15:38:17.746
11 -	2:32.034	1:12.871	35.28	15:40:49.780
12 -	2:35.315	1:16.152	34.53	15:43:25.095
13 -	1:25.026	5.863	63.08	15:44:50.121
14 -	1:20.546	1.383	66.59	15:46:10.667

P14 78 Richard BARTLETT (M)

LAP	LAP TIME	DIFF	MPH	TIME OF DAY
1 -	1:33.124	11.951	57.60	15:25:55.995
2 -	1:22.858	1.685	64.73	15:27:18.853
3 -	1:23.437	2.264	64.28	15:28:42.290
4 -	1:21.452 (2)	0.279	65.85	15:30:03.742
5 -	1:21.173 (1)		66.08	15:31:24.915
6 -	1:22.512	1.339	65.00	15:32:47.427
7 -	1:21.975 (3)	0.802	65.43	15:34:09.402
8 -	1:22.763	1.590	64.81	15:35:32.165
9 -	1:22.036	0.863	65.38	15:36:54.201
10 -	1:28.724	7.551	60.45	15:38:22.925
11 -	2:30.460	1:09.287	35.65	15:40:53.385
12 -	2:33.396	1:12.223	34.96	15:43:26.781
13 -	1:22.334	1.161	65.14	15:44:49.115
14 -	1:22.949	1.776	64.66	15:46:12.064

P15 46 David RICKARDS (M)

LAP	LAP TIME	DIFF	MPH	TIME OF DAY
1 -	1:39.957	15.574	53.66	15:26:02.828
2 -	1:26.515	2.132	62.00	15:27:29.343
3 -	1:26.945	2.562	61.69	15:28:56.288
4 -	1:25.596	1.213	62.66	15:30:21.884
5 -	1:26.663	2.280	61.89	15:31:48.547

Pembrey Clubmans

Circuit Length = 1.4900 miles

Start: 15:24 Flag 15:45 End: 15:46

Weather / Track : Sunny / Dry

BRSCC Mazda MX-5 Championship - 1B

RACE 2 - LAP ANALYSIS

DIFF = Difference To Personal Best Lap

6 -	1:24.383 (1)		63.56	15:33:12.930
7 -	1:24.724 (2)	0.341	63.31	15:34:37.654
8 -	1:25.026 (3)	0.643	63.08	15:36:02.680
9 -	1:25.672	1.289	62.61	15:37:28.352
10 -	1:55.746	31.363	46.34	15:39:24.098
11 -	2:03.704	39.321	43.36	15:41:27.802
12 -	2:01.941	37.558	43.98	15:43:29.743
13 -	1:28.078	3.695	60.90	15:44:57.821
14 -	1:25.939	1.556	62.41	15:46:23.760

P16 73 Jon WOOD (M)

LAP	LAP TIME	DIFF	MPH	TIME OF DAY
1 -	1:35.850	16.212	55.96	15:25:58.721
2 -	1:20.795	1.157	66.39	15:27:19.516
3 -	1:20.863	1.225	66.33	15:28:40.379
4 -	1:21.135	1.497	66.11	15:30:01.514
5 -	1:19.975 (2)	0.337	67.07	15:31:21.489
6 -	1:20.152 (3)	0.514	66.92	15:32:41.641
7 -	1:19.638 (1)		67.35	15:34:01.279
8 -	1:20.709	1.071	66.46	15:35:21.988
9 -	1:21.791	2.153	65.58	15:36:43.779
10 -	1:31.875	12.237	58.38	15:38:15.654
11 -	2:31.743	1:12.105	35.34	15:40:47.397
12 -	2:36.829	1:17.191	34.20	15:43:24.226
13 -	1:27.298	7.660	61.44	15:44:51.524
14 -	1:33.985	14.347	57.07	15:46:25.509

P17 34 Adam TYRRELL (M)

LAP	LAP TIME	DIFF	MPH	TIME OF DAY
1 -	1:39.357	14.140	53.98	15:26:02.228
2 -	1:26.349 (3)	1.132	62.12	15:27:28.577
3 -	1:26.748	1.531	61.83	15:28:55.325
4 -	1:25.217 (1)		62.94	15:30:20.542
5 -	1:38.878	13.661	54.24	15:31:59.420
6 -	1:28.267	3.050	60.77	15:33:27.687
7 -	1:27.097	1.880	61.58	15:34:54.784
8 -	1:25.452 (2)	0.235	62.77	15:36:20.236
9 -	1:45.368	20.151	50.90	15:38:05.604
10 -	2:38.630	1:13.413	33.81	15:40:44.234
11 -	2:39.559	1:14.342	33.61	15:43:23.793
12 -	1:32.443	7.226	58.02	15:44:56.236
13 -	1:26.551	1.334	61.97	15:46:22.787

P18 312 Peter LANCASTER (M)

LAP	LAP TIME	DIFF	MPH	TIME OF DAY
1 -	1:34.554	13.728	56.72	15:25:57.425
2 -	1:21.665 (3)	0.839	65.68	15:27:19.090
3 -	1:20.826 (1)		66.36	15:28:39.916
4 -	1:22.656	1.830	64.89	15:30:02.572
5 -	1:22.026	1.200	65.39	15:31:24.598
6 -	1:21.974	1.148	65.43	15:32:46.572
7 -	1:22.039	1.213	65.38	15:34:08.611
8 -	1:22.304	1.478	65.17	15:35:30.915
9 -	1:20.933 (2)	0.107	66.27	15:36:51.848
10 -	1:26.766	5.940	61.82	15:38:18.614
11 -	2:32.883	1:12.057	35.08	15:40:51.497
12 -	2:33.800	1:12.974	34.87	15:43:25.297
13 -	2:12.452 P	51.626	40.49	15:45:37.749

DIFF = Difference To Personal Best Lap

P19 43 Joseph WILLMOTT				
LAP	LAP TIME	DIFF	MPH	TIME OF DAY
1 -	1:30.867	11.274	59.03	15:25:53.738
2 -	1:20.387	0.794	66.72	15:27:14.125
3 -	1:49.823	30.230	48.84	15:29:03.948
4 -	1:19.809 (3)	0.216	67.21	15:30:23.757
5 -	1:20.863	1.270	66.33	15:31:44.620
6 -	1:20.214	0.621	66.87	15:33:04.834
7 -	1:19.593 (1)		67.39	15:34:24.427
8 -	1:19.747 (2)	0.154	67.26	15:35:44.174
9 -	1:20.652	1.059	66.50	15:37:04.826
10 -	1:24.709	5.116	63.32	15:38:29.535
11 -	2:12.974 P	53.381	40.33	15:40:42.509

P20 80 Jack WILLMOTT

LAP	LAP TIME	DIFF	MPH	TIME OF DAY
1 -	1:32.241	12.667	58.15	15:25:55.112
2 -	1:19.574 (1)		67.40	15:27:14.686
3 -	1:23.945	4.371	63.89	15:28:38.631
4 -	1:20.721	1.147	66.45	15:29:59.352
5 -	1:21.196	1.622	66.06	15:31:20.548
6 -	1:19.689 (2)	0.115	67.31	15:32:40.237
7 -	1:20.151 (3)	0.577	66.92	15:34:00.388
8 -	1:20.989	1.415	66.23	15:35:21.377
9 -	2:51.976	1:32.402	31.19	15:38:13.353
10 -	2:32.911	1:13.337	35.07	15:40:46.264
11 -	2:37.769	1:18.195	33.99	15:43:24.033

P21 21 Chris MOLLOY (M)

LAP	LAP TIME	DIFF	MPH	TIME OF DAY
1 -	1:33.564	14.946	57.32	15:25:56.435
2 -	1:19.531	0.913	67.44	15:27:15.966
3 -	1:19.536	0.918	67.44	15:28:35.502
4 -	1:18.651 (2)	0.033	68.20	15:29:54.153
5 -	1:19.066 (3)	0.448	67.84	15:31:13.219
6 -	1:18.618 (1)		68.22	15:32:31.837
7 -	1:19.087	0.469	67.82	15:33:50.924
8 -	1:19.514	0.896	67.45	15:35:10.438

P22 3 Richard WOOTTEN

LAP	LAP TIME	DIFF	MPH	TIME OF DAY
1 -	1:31.416	12.246	58.67	15:25:54.287
2 -	1:21.245	2.075	66.02	15:27:15.532
3 -	1:21.611	2.441	65.72	15:28:37.143
4 -	1:19.798 (2)	0.628	67.21	15:29:56.941
5 -	1:19.170 (1)		67.75	15:31:16.111
6 -	1:20.313 (3)	1.143	66.78	15:32:36.424
7 -	1:21.816	2.646	65.56	15:33:58.240
8 -	1:53.679 P	34.509	47.18	15:35:51.919

Weather / Track : Sunny / Dry

Results can be found at www.tsl-timing.com

Page 3 of 3

Pembrey Clubmans

Circuit Length = 1.4900 miles

Start: 15:24 Flag 15:45 End: 15:46


Printed - 15:49 Saturday, 20 April 2019

BRSCC Mazda MX-5 Championship - 2A

RACE 5 - GRID (20 minutes)

ROW 11	21	82 Michael KNIBBS	20	29 Adam CRAIG
ROW 10	19	56 Thomas JENKINS	18	57 Oliver JENKINS
ROW 9	17	31 Bryn GRIFFITHS (M)	16	544 Jack MOODY
ROW 8	15	80 Oliver ALLWOOD	14	55 Matt POLLARD
ROW 7	13	54 Marcus BAILEY (M)	12	666 David WATERS
ROW 6	11	23 Martin TOLLEY (M)	10	91 Tom SMITH
ROW 5	9	93 Jack BREWER	8	4 Adam BESSELL
ROW 4	7	40 Ben HANCY	6	41 Joe WIGGIN
ROW 3	5	77 Steve FODEN	4	71 Ben SHORT
ROW 2	3	33 Jason GREATREX (M)	2	1 Will BLACKWELL-CHAMBERS
ROW 1	1	5 John LANGRIDGE		

Pole




Pembrey Clubmans
 Circuit Length = 1.4900 miles

These results are provisional until the conclusion of any judicial and technical matters.

Clerk Of Course :		Timekeeper :
-------------------	--	--------------

BRSCC Mazda MX-5 Championship - 2B

RACE 7 - GRID (20 minutes)

ROW 11	21	3 Richard WOOTTEN	22	43 Joseph WILLMOTT
ROW 10	19	80 Jack WILLMOTT	20	21 Chris MOLLOY (M)
ROW 9	17	34 Adam TYRRELL (M)	18	312 Peter LANCASTER (M)
ROW 8	15	46 David RICKARDS (M)	16	73 Jon WOOD (M)
ROW 7	13	90 Bruce ROBINSON (M)	14	78 Richard BARTLETT (M)
ROW 6	11	49 Oliver ROBINSON (M)	12	20 Christopher GINN (M)
ROW 5	9	74 Clive CHISNALL (M)	10	45 Graham RUMSEY (M)
ROW 4	7	96 Charles MUGGLESTONE	8	60 Nick LE DOYEN (M)
ROW 3	5	30 Dave TURTON	6	722 Alan HAWKINS (M)
ROW 2	3	13 Scott LEACH (M)	4	72 Matt LUFF
ROW 1	1	61 Richard BAXTER	2	65 William HAYDEN
Pole				
				

Car 43 - 5 position grid penalty - Championship regulation 2.13

Pembrey Clubmans
 Circuit Length = 1.4900 miles

These results are provisional until the conclusion of any judicial and technical matters.

Clerk Of Course :		Timekeeper :
-------------------	--	--------------

Results can be found at www.tsl-timing.com

Printed - 16:19 Saturday, 20 April 2019

BRSCC Mazda MX-5 Championship - 2A

RACE 5 - CLASSIFICATION

POS	NO	NAME	ENTRY	LAPS	TIME	GAP	DIFF	MPH	BEST	ON
1	1	Will BLACKWELL-CHAMBERS	Mazda MX-5 Mk1	16	20:21.354			70.26	1:15.554	8
2	71	Ben SHORT	Mazda MX-5 Mk1	16	20:24.825	3.471	3.471	70.07	1:15.608	6
3	5	John LANGRIDGE	Mazda MX-5 Mk1	16	20:26.180	4.826	1.355	69.99	1:15.710	4
4	33	Jason GREATREX (M)	Mazda MX-5 Mk1	16	20:26.392	5.038	0.212	69.98	1:15.751	11
5	77	Steve FODEN	Mazda MX-5 Mk1	16	20:28.396	7.042	2.004	69.86	1:15.774	15
6	63	Oliver ALLWOOD	Mazda MX-5 Mk1	16	20:36.428	15.074	8.032	69.41	1:16.007	9
7	4	Adam BESSELL	Mazda MX-5 Mk1	16	20:37.126	15.772	0.698	69.37	1:16.319	11
8	91	Tom SMITH	Mazda MX-5 Mk1	16	20:37.997	16.643	0.871	69.32	1:16.039	10
9	666	David WATERS	Mazda MX-5 Mk1	16	20:43.130	21.776	5.133	69.03	1:16.169	5
10	41	Joe WIGGIN	Mazda MX-5 Mk1	16	20:43.270	21.916	0.140	69.03	1:16.190	5
11	23	Martin TOLLEY (M)	Mazda MX-5 Mk1	16	20:44.395	23.041	1.125	68.96	1:16.354	14
12	93	Jack BREWER	Mazda MX-5 Mk1	16	20:44.695	23.341	0.300	68.95	1:16.325	14
13	54	Marcus BAILEY (M)	Mazda MX-5 Mk1	16	20:46.470	25.116	1.775	68.85	1:16.576	11
14	55	Matt POLLARD	Mazda MX-5 Mk1	16	20:46.617	25.263	0.147	68.84	1:16.213	3
15	40	Ben HANCY	Mazda MX-5 Mk1	16	20:48.430	27.076	1.813	68.74	1:16.136	9
16	29	Adam CRAIG	Mazda MX-5 Mk1	16	20:54.435	33.081	6.005	68.41	1:17.076	12
17	544	Jack MOODY	Mazda MX-5 Mk1	16	20:58.371	37.017	3.936	68.20	1:17.454	11
18	56	Thomas JENKINS	Mazda MX-5 Mk1	16	21:06.823	45.469	8.452	67.74	1:17.352	7
19	82	Michael KNIBBS	Mazda MX-5 Mk1	16	21:09.969	48.615	3.146	67.57	1:17.569	6
20	31	Bryn GRIFFITHS (M)	Mazda MX-5 Mk1	16	21:15.746	54.392	5.777	67.27	1:17.666	7
21	57	Oliver JENKINS	Mazda MX-5 Mk1	16	21:17.101	55.747	1.355	67.20	1:17.900	7

FASTEST LAP

1	Will BLACKWELL-CHAMBERS	Mazda MX-5 Mk1	8	1:15.554	70.99 mph	114.25 kph
---	--------------------------------	----------------	---	----------	-----------	------------

Cars 56 & 63 - Transponders not working

Weather / Track : Sunny / Dry

These results are provisional until the conclusion of any judicial and technical matters.

Pembrey Clubmans

Circuit Length = 1.4900 miles

Start: 09:40 Flag 10:01 End: 10:02

Clerk Of Course :

Timekeeper :

BRSCC Mazda MX-5 Championship - 2A

RACE 5 - LAP CHART

LAP 1 @ 09:42:11.924			LAP 2 @ 09:43:28.209			LAP 3 @ 09:44:44.558			LAP 4 @ 09:46:00.179			LAP 5 @ 09:47:15.935		
NO	BEHIND	LAP TIME	NO	BEHIND	LAP TIME	NO	BEHIND	LAP TIME	NO	BEHIND	LAP TIME	NO	BEHIND	LAP TIME
5		1:23.139	5		1:16.285	1		1:16.180	1		1:15.621	1		1:15.756
1	0.115	1:23.254	1	0.169	1:16.339	5	0.427	1:16.776	5	0.516	1:15.710	5	0.473	1:15.713
33	0.691	1:23.830	33	0.917	1:16.511	71	0.919	1:15.931	71	1.066	1:15.768	71	0.943	1:15.633
71	0.926	1:24.065	71	1.337	1:16.696	33	1.595	1:17.027	33	2.027	1:16.053	33	2.204	1:15.933
77	1.184	1:24.323	77	2.410	1:17.511	77	2.564	1:16.503	77	3.139	1:16.196	77	3.611	1:16.228
41	1.585	1:24.724	41	2.810	1:17.510	41	2.756	1:16.295	41	4.117	1:16.982	41	4.551	1:16.190
40	2.192	1:25.331	40	2.928	1:17.021	40	3.160	1:16.581	40	4.447	1:16.908	40	5.293	1:16.602
4	3.007	1:26.146	4	3.252	1:16.530	4	4.078	1:17.175	4	4.895	1:16.438	4	5.682	1:16.543
91	3.251	1:26.390	91	3.984	1:17.018	91	4.591	1:16.956	91	5.720	1:16.750	91	6.541	1:16.577
23	4.079	1:27.218	23	4.989	1:17.195	23	5.256	1:16.616	23	6.325	1:16.690	23	7.099	1:16.093
666	4.557	1:27.696	666	5.448	1:17.176	666	6.087	1:16.988	63	6.762	1:16.272	23	7.370	1:16.801
63	5.760	1:28.899	63	6.076	1:16.601	63	6.111	1:16.384	666	7.669	1:17.203	666	8.082	1:16.169
54	6.085	1:29.224	54	7.322	1:17.522	54	7.947	1:16.974	54	9.523	1:17.197	54	11.250	1:17.483
544	6.247	1:29.386	544	7.754	1:17.792	93	9.050	1:17.087	93	10.268	1:16.839	93	11.563	1:17.051
93	6.520	1:29.659	93	8.312	1:18.077	29	9.940	1:17.206	29	11.755	1:17.436	55	13.339	1:17.225
29	7.926	1:31.065	29	9.083	1:17.442	544	10.072	1:18.667	55	11.870	1:17.035	29	13.875	1:17.876
57	8.124	1:31.263	55	10.592	1:17.881	55	10.456	1:16.213	544	12.590	1:18.139	544	14.451	1:17.617
56	8.506	1:31.645	57	11.166	1:19.327	57	13.418	1:18.601	56	15.569	1:17.405	56	17.855	1:18.042
55	8.996	1:32.135	56	11.439	1:19.218	56	13.785	1:18.695	57	16.265	1:18.468	57	18.638	1:18.129
82	9.460	1:32.599	82	11.867	1:18.692	82	14.122	1:18.604	82	16.694	1:18.193	82	18.819	1:17.881
31	9.777	1:32.916	31	12.775	1:19.283	31	14.746	1:18.320	31	17.019	1:17.894	31	19.074	1:17.811

Weather / Track : Sunny / Dry

Results can be found at www.tsl-timing.com

Page 1 of 4

Pembrey Clubmans

Circuit Length = 1.4900 miles

Start: 09:40 Flag 10:01 End: 10:02

Printed - 10:04 Sunday, 21 April 2019

BRSCC Mazda MX-5 Championship - 2A

RACE 5 - LAP CHART

LAP 6 @ 09:48:31.499			LAP 7 @ 09:49:47.269			LAP 8 @ 09:51:02.823			LAP 9 @ 09:52:18.663			LAP 10 @ 09:53:34.389		
NO	BEHIND	LAP TIME	NO	BEHIND	LAP TIME	NO	BEHIND	LAP TIME	NO	BEHIND	LAP TIME	NO	BEHIND	LAP TIME
1		1:15.564	1		1:15.770	1		1:15.554	1		1:15.840	1		1:15.726
5	0.634	1:15.725	5	0.741	1:15.877	5	1.116	1:15.929	5	1.153	1:15.877	71	2.293	1:16.124
71	0.987	1:15.608	71	1.133	1:15.916	71	1.643	1:16.064	71	1.895	1:16.092	5	3.055	1:17.628
33	2.863	1:16.223	33	3.197	1:16.104	33	3.698	1:16.055	33	3.792	1:15.934	33	3.851	1:15.785
77	4.241	1:16.194	77	4.592	1:16.121	77	5.270	1:16.232	77	5.419	1:15.989	77	6.097	1:16.404
41	5.699	1:16.712	41	6.566	1:16.637	41	7.385	1:16.373	41	8.101	1:16.556	41	8.977	1:16.602
40	6.060	1:16.331	40	7.042	1:16.752	40	7.970	1:16.482	40	8.266	1:16.136	40	9.441	1:16.901
4	6.788	1:16.670	63	7.998	1:16.131	63	8.888	1:16.444	63	9.055	1:16.007	63	9.648	1:16.319
63	7.637	1:16.102	4	8.222	1:17.204	4	9.239	1:16.571	4	9.812	1:16.413	4	10.592	1:16.506
91	8.151	1:17.174	91	8.936	1:16.555	91	9.718	1:16.336	91	10.434	1:16.556	91	10.747	1:16.039
23	8.571	1:16.765	23	9.502	1:16.701	23	10.640	1:16.692	23	11.515	1:16.715	23	12.809	1:17.020
666	9.016	1:16.498	666	10.060	1:16.814	666	10.980	1:16.474	666	11.900	1:16.760	666	12.979	1:16.805
54	12.596	1:16.910	54	13.563	1:16.737	93	14.797	1:16.579	93	15.687	1:16.730	93	16.827	1:16.866
93	13.017	1:17.018	93	13.772	1:16.525	54	15.371	1:17.362	54	16.355	1:16.824	54	17.574	1:16.945
55	14.376	1:16.601	55	15.462	1:16.856	55	16.356	1:16.448	55	17.385	1:16.869	55	18.317	1:16.658
544	16.565	1:17.678	29	18.299	1:17.389	544	21.154	1:17.939	29	22.921	1:17.541	29	25.497	1:18.302
29	16.680	1:18.369	544	18.769	1:17.974	29	21.220	1:18.475	544	23.078	1:17.764	544	25.790	1:18.438
56	20.102	1:17.811	56	21.684	1:17.352	56	23.815	1:17.685	56	26.286	1:18.311	56	28.589	1:18.029
82	20.824	1:17.569	82	22.629	1:17.575	82	25.017	1:17.942	82	27.739	1:18.562	82	31.760	1:19.747
57	21.117	1:18.043	57	23.247	1:17.900	57	25.762	1:18.069	57	27.934	1:18.012	57	32.632	1:20.424
31	21.600	1:18.090	31	23.496	1:17.666	31	26.008	1:18.066	31	28.084	1:17.916	31	41.042	1:28.684

Weather / Track : Sunny / Dry

Results can be found at www.tsl-timing.com

Page 2 of 4

Pembrey Clubmans

Circuit Length = 1.4900 miles

Start: 09:40 Flag 10:01 End: 10:02

Printed - 10:04 Sunday, 21 April 2019

BRSCC Mazda MX-5 Championship - 2A

RACE 5 - LAP CHART

LAP 11 @ 09:54:50.469			LAP 12 @ 09:56:06.327			LAP 13 @ 09:57:22.374			LAP 14 @ 09:58:38.110			LAP 15 @ 09:59:54.130		
NO	BEHIND	LAP TIME	NO	BEHIND	LAP TIME	NO	BEHIND	LAP TIME	NO	BEHIND	LAP TIME	NO	BEHIND	LAP TIME
1		1:16.080	1		1:15.858	1		1:16.047	1		1:15.736	1		1:16.020
71	2.301	1:16.088	71	2.967	1:16.524	71	2.908	1:15.988	71	3.247	1:16.075	71	3.396	1:16.169
5	3.040	1:16.065	5	3.355	1:16.173	5	3.444	1:16.136	5	4.025	1:16.317	5	4.475	1:16.470
33	3.522	1:15.751	33	3.726	1:16.062	33	3.724	1:16.045	33	4.288	1:16.300	33	4.628	1:16.360
77	6.134	1:16.117	77	6.413	1:16.137	77	6.293	1:15.927	77	6.572	1:16.015	77	6.326	1:15.774
41	9.506	1:16.609	63	12.051	1:17.606	63	12.683	1:16.679	63	14.046	1:17.099	63	14.502	1:16.476
40	9.696	1:16.335	4	12.210	1:17.237	4	13.488	1:17.325	4	14.380	1:16.628	4	14.998	1:16.638
63	10.303	1:16.735	91	13.382	1:17.915	91	13.930	1:16.595	91	15.042	1:16.848	91	15.895	1:16.873
4	10.831	1:16.319	666	16.202	1:18.315	666	16.973	1:16.818	666	18.252	1:17.015	666	20.547	1:18.315
91	11.325	1:16.658	23	16.333	1:18.670	23	17.848	1:17.562	23	18.466	1:16.354	41	20.681	1:16.579
23	13.521	1:16.792	41	19.035	1:25.387	41	19.439	1:16.451	41	20.122	1:16.419	23	20.995	1:18.549
666	13.745	1:16.846	93	19.618	1:17.793	93	20.075	1:16.504	93	20.664	1:16.325	93	21.219	1:16.575
93	17.683	1:16.936	54	20.178	1:17.966	54	21.132	1:17.001	54	22.757	1:17.361	54	24.042	1:17.305
54	18.070	1:16.576	55	20.316	1:17.380	55	21.504	1:17.235	55	22.884	1:17.116	55	24.289	1:17.425
55	18.794	1:16.557	40	23.699	1:29.861	40	24.740	1:17.088	40	25.753	1:16.749	40	26.599	1:16.866
29	26.622	1:17.205	29	27.840	1:17.076	29	28.882	1:17.089	29	30.250	1:17.104	29	31.525	1:17.295
544	27.164	1:17.454	544	29.131	1:17.825	544	30.800	1:17.716	544	32.964	1:17.900	544	35.188	1:18.244
56	30.905	1:18.396	56	33.595	1:18.548	56	36.220	1:18.672	56	39.268	1:18.784	56	42.640	1:19.392
82	35.132	1:19.452	82	38.234	1:18.960	82	40.948	1:18.761	82	44.020	1:18.808	82	46.290	1:18.290
57	40.009	1:23.457	57	42.836	1:18.685	57	45.556	1:18.767	31	49.738	1:18.383	31	51.948	1:18.230
31	42.922	1:17.960	31	45.173	1:18.109	31	47.091	1:17.965	57	50.110	1:20.290	57	53.398	1:19.308

Weather / Track : Sunny / Dry

Pembrey Clubmans

Circuit Length = 1.4900 miles

Start: 09:40 Flag 10:01 End: 10:02

BRSCC Mazda MX-5 Championship - 2A

RACE 5 - LAP CHART

LAP 16 @ 10:01:10.139

NO	BEHIND	LAP TIME
1		1:16.009
71	3.471	1:16.084
5	4.826	1:16.360
33	5.038	1:16.419
77	7.042	1:16.725
63	15.074	1:16.581
4	15.772	1:16.783
91	16.643	1:16.757
666	21.776	1:17.238
41	21.916	1:17.244
23	23.041	1:18.055
93	23.341	1:18.131
54	25.116	1:17.083
55	25.263	1:16.983
40	27.076	1:16.486
29	33.081	1:17.565
544	37.017	1:17.838
56	45.469	1:18.838
82	48.615	1:18.334
31	54.392	1:18.453
57	55.747	1:18.358

Weather / Track : Sunny / Dry

Results can be found at www.tsl-timing.com

Page 4 of 4

Pembrey Clubmans
Circuit Length = 1.4900 miles
Start: 09:40 Flag 10:01 End: 10:02

Printed - 10:04 Sunday, 21 April 2019

BRSCC Mazda MX-5 Championship - 2A

RACE 5 - LAP ANALYSIS

DIFF = Difference To Personal Best Lap

P1 1 Will BLACKWELL-CHAMBERS				
LAP	LAP TIME	DIFF	MPH	TIME OF DAY
1 -	1:23.254	7.700	64.42	09:42:12.039
2 -	1:16.339	0.785	70.26	09:43:28.378
3 -	1:16.180	0.626	70.41	09:44:44.558
4 -	1:15.621 (3)	0.067	70.93	09:46:00.179
5 -	1:15.756	0.202	70.80	09:47:15.935
6 -	1:15.564 (2)	0.010	70.98	09:48:31.499
7 -	1:15.770	0.216	70.79	09:49:47.269
8 -	1:15.554 (1)		70.99	09:51:02.823
9 -	1:15.840	0.286	70.72	09:52:18.663
10 -	1:15.726	0.172	70.83	09:53:34.389
11 -	1:16.080	0.526	70.50	09:54:50.469
12 -	1:15.858	0.304	70.71	09:56:06.327
13 -	1:16.047	0.493	70.53	09:57:22.374
14 -	1:15.736	0.182	70.82	09:58:38.110
15 -	1:16.020	0.466	70.56	09:59:54.130
16 -	1:16.009	0.455	70.57	10:01:10.139

P2 71 Ben SHORT				
LAP	LAP TIME	DIFF	MPH	TIME OF DAY
1 -	1:24.065	8.457	63.80	09:42:12.850
2 -	1:16.696	1.088	69.93	09:43:29.546
3 -	1:15.931	0.323	70.64	09:44:45.477
4 -	1:15.768 (3)	0.160	70.79	09:46:01.245
5 -	1:15.633 (2)	0.025	70.92	09:47:16.878
6 -	1:15.608 (1)		70.94	09:48:32.486
7 -	1:15.916	0.308	70.65	09:49:48.402
8 -	1:16.064	0.456	70.51	09:51:04.466
9 -	1:16.092	0.484	70.49	09:52:20.558
10 -	1:16.124	0.516	70.46	09:53:36.682
11 -	1:16.088	0.480	70.49	09:54:52.770
12 -	1:16.524	0.916	70.09	09:56:09.294
13 -	1:15.988	0.380	70.59	09:57:25.282
14 -	1:16.075	0.467	70.50	09:58:41.357
15 -	1:16.169	0.561	70.42	09:59:57.526
16 -	1:16.084	0.476	70.50	10:01:13.610

P3 5 John LANGRIDGE				
LAP	LAP TIME	DIFF	MPH	TIME OF DAY
1 -	1:23.139	7.429	64.51	09:42:11.924
2 -	1:16.285	0.575	70.31	09:43:28.209
3 -	1:16.776	1.066	69.86	09:44:44.985
4 -	1:15.710 (1)		70.84	09:46:00.695
5 -	1:15.713 (2)	0.003	70.84	09:47:16.408
6 -	1:15.725 (3)	0.015	70.83	09:48:32.133
7 -	1:15.877	0.167	70.69	09:49:48.010
8 -	1:15.929	0.219	70.64	09:51:03.939
9 -	1:15.877	0.167	70.69	09:52:19.816
10 -	1:17.628	1.918	69.09	09:53:37.444
11 -	1:16.065	0.355	70.51	09:54:53.509
12 -	1:16.173	0.463	70.41	09:56:09.682
13 -	1:16.136	0.426	70.45	09:57:25.818
14 -	1:16.317	0.607	70.28	09:58:42.135
15 -	1:16.470	0.760	70.14	09:59:58.605
16 -	1:16.360	0.650	70.24	10:01:14.965

P4 33 Jason GREATREX (M)				
LAP	LAP TIME	DIFF	MPH	TIME OF DAY
1 -	1:23.830	8.079	63.98	09:42:12.615
2 -	1:16.511	0.760	70.10	09:43:29.126

DIFF = Difference To Personal Best Lap

3 -	1:17.027	1.276	69.63	09:44:46.153
4 -	1:16.053	0.302	70.52	09:46:02.206
5 -	1:15.933 (3)	0.182	70.64	09:47:18.139
6 -	1:16.223	0.472	70.37	09:48:34.362
7 -	1:16.104	0.353	70.48	09:49:50.466
8 -	1:16.055	0.304	70.52	09:51:06.521
9 -	1:15.934	0.183	70.64	09:52:22.455
10 -	1:15.785 (2)	0.034	70.77	09:53:38.240
11 -	1:15.751 (1)		70.81	09:54:53.991
12 -	1:16.062	0.311	70.52	09:56:10.053
13 -	1:16.045	0.294	70.53	09:57:26.098
14 -	1:16.300	0.549	70.30	09:58:42.398
15 -	1:16.360	0.609	70.24	09:59:58.758
16 -	1:16.419	0.668	70.19	10:01:15.177

P5 77 Steve FODEN				
LAP	LAP TIME	DIFF	MPH	TIME OF DAY
1 -	1:24.323	8.549	63.61	09:42:13.108
2 -	1:17.511	1.737	69.20	09:43:30.619
3 -	1:16.503	0.729	70.11	09:44:47.122
4 -	1:16.196	0.422	70.39	09:46:03.318
5 -	1:16.228	0.454	70.36	09:47:19.546
6 -	1:16.194	0.420	70.39	09:48:35.740
7 -	1:16.121	0.347	70.46	09:49:51.861
8 -	1:16.232	0.458	70.36	09:51:08.093
9 -	1:15.989 (3)	0.215	70.58	09:52:24.082
10 -	1:16.404	0.630	70.20	09:53:40.486
11 -	1:16.117	0.343	70.47	09:54:56.603
12 -	1:16.137	0.363	70.45	09:56:12.740
13 -	1:15.927 (2)	0.153	70.64	09:57:28.667
14 -	1:16.015	0.241	70.56	09:58:44.682
15 -	1:15.774 (1)		70.78	10:00:00.456
16 -	1:16.725	0.951	69.91	10:01:17.181

P6 63 Oliver ALLWOOD				
LAP	LAP TIME	DIFF	MPH	TIME OF DAY
1 -	1:28.899	12.892	60.33	09:42:17.684
2 -	1:16.601	0.594	70.02	09:43:34.285
3 -	1:16.384	0.377	70.22	09:44:50.669
4 -	1:16.272	0.265	70.32	09:46:06.941
5 -	1:16.093 (2)	0.086	70.49	09:47:23.034
6 -	1:16.102 (3)	0.095	70.48	09:48:39.136
7 -	1:16.131	0.124	70.45	09:49:55.267
8 -	1:16.444	0.437	70.16	09:51:11.711
9 -	1:16.007 (1)		70.57	09:52:27.718
10 -	1:16.319	0.312	70.28	09:53:44.037
11 -	1:16.735	0.728	69.90	09:55:00.772
12 -	1:17.606	1.599	69.11	09:56:18.378
13 -	1:16.679	0.672	69.95	09:57:35.057
14 -	1:17.099	1.092	69.57	09:58:52.156
15 -	1:16.476	0.469	70.13	10:00:08.632
16 -	1:16.581	0.574	70.04	10:01:25.213

P7 4 Adam BESSELL				
LAP	LAP TIME	DIFF	MPH	TIME OF DAY
1 -	1:26.146	9.827	62.26	09:42:14.931
2 -	1:16.530	0.211	70.09	09:43:31.461
3 -	1:17.175	0.856	69.50	09:44:48.636
4 -	1:16.438 (3)	0.119	70.17	09:46:05.074
5 -	1:16.543	0.224	70.07	09:47:21.617
6 -	1:16.670	0.351	69.96	09:48:38.287
7 -	1:17.204	0.885	69.47	09:49:55.491

Pembrey Clubmans

Circuit Length = 1.4900 miles

Start: 09:40 Flag 10:01 End: 10:02

Weather / Track : Sunny / Dry

BRSCC Mazda MX-5 Championship - 2A

RACE 5 - LAP ANALYSIS

DIFF = Difference To Personal Best Lap

8 -	1:16.571	0.252	70.05	09:51:12.062
9 -	1:16.413 (2)	0.094	70.19	09:52:28.475
10 -	1:16.506	0.187	70.11	09:53:44.981
11 -	1:16.319 (1)		70.28	09:55:01.300
12 -	1:17.237	0.918	69.44	09:56:18.537
13 -	1:17.325	1.006	69.36	09:57:35.862
14 -	1:16.628	0.309	70.00	09:58:52.490
15 -	1:16.638	0.319	69.99	10:00:09.128
16 -	1:16.783	0.464	69.85	10:01:25.911

P8 91 Tom SMITH

LAP	LAP TIME	DIFF	MPH	TIME OF DAY
1 -	1:26.390	10.351	62.08	09:42:15.175
2 -	1:17.018	0.979	69.64	09:43:32.193
3 -	1:16.956	0.917	69.70	09:44:49.149
4 -	1:16.750	0.711	69.88	09:46:05.899
5 -	1:16.577	0.538	70.04	09:47:22.476
6 -	1:17.174	1.135	69.50	09:48:39.650
7 -	1:16.555 (3)	0.516	70.06	09:49:56.205
8 -	1:16.336 (2)	0.297	70.26	09:51:12.541
9 -	1:16.556	0.517	70.06	09:52:29.097
10 -	1:16.039 (1)		70.54	09:53:45.136
11 -	1:16.658	0.619	69.97	09:55:01.794
12 -	1:17.915	1.876	68.84	09:56:19.709
13 -	1:16.595	0.556	70.03	09:57:36.304
14 -	1:16.848	0.809	69.80	09:58:53.152
15 -	1:16.873	0.834	69.77	10:00:10.025
16 -	1:16.757	0.718	69.88	10:01:26.782

P9 666 David WATERS

LAP	LAP TIME	DIFF	MPH	TIME OF DAY
1 -	1:27.696	11.527	61.16	09:42:16.481
2 -	1:17.176	1.007	69.50	09:43:33.657
3 -	1:16.988	0.819	69.67	09:44:50.645
4 -	1:17.203	1.034	69.47	09:46:07.848
5 -	1:16.169 (1)		70.42	09:47:24.017
6 -	1:16.498 (3)	0.329	70.11	09:48:40.515
7 -	1:16.814	0.645	69.83	09:49:57.329
8 -	1:16.474 (2)	0.305	70.14	09:51:13.803
9 -	1:16.760	0.591	69.88	09:52:30.563
10 -	1:16.805	0.636	69.83	09:53:47.368
11 -	1:16.846	0.677	69.80	09:55:04.214
12 -	1:18.315	2.146	68.49	09:56:22.529
13 -	1:16.818	0.649	69.82	09:57:39.347
14 -	1:17.015	0.846	69.64	09:58:56.362
15 -	1:18.315	2.146	68.49	10:00:14.677
16 -	1:17.238	1.069	69.44	10:01:31.915

P10 41 Joe WIGGIN

LAP	LAP TIME	DIFF	MPH	TIME OF DAY
1 -	1:24.724	8.534	63.31	09:42:13.509
2 -	1:17.510	1.320	69.20	09:43:31.019
3 -	1:16.295 (2)	0.105	70.30	09:44:47.314
4 -	1:16.982	0.792	69.67	09:46:04.296
5 -	1:16.190 (1)		70.40	09:47:20.486
6 -	1:16.712	0.522	69.92	09:48:37.198
7 -	1:16.637	0.447	69.99	09:49:53.835
8 -	1:16.373 (3)	0.183	70.23	09:51:10.208
9 -	1:16.556	0.366	70.06	09:52:26.764
10 -	1:16.602	0.412	70.02	09:53:43.366
11 -	1:16.609	0.419	70.01	09:54:59.975
12 -	1:25.387	9.197	62.81	09:56:25.362

DIFF = Difference To Personal Best Lap

13 -	1:16.451	0.261	70.16	09:57:41.813
14 -	1:16.419	0.229	70.19	09:58:58.232
15 -	1:16.579	0.389	70.04	10:00:14.811
16 -	1:17.244	1.054	69.44	10:01:32.055

P11 23 Martin TOLLEY (M)

LAP	LAP TIME	DIFF	MPH	TIME OF DAY
1 -	1:27.218	10.864	61.50	09:42:16.003
2 -	1:17.195	0.841	69.48	09:43:33.198
3 -	1:16.616 (2)	0.262	70.01	09:44:49.814
4 -	1:16.690 (3)	0.336	69.94	09:46:06.504
5 -	1:16.801	0.447	69.84	09:47:23.305
6 -	1:16.765	0.411	69.87	09:48:40.070
7 -	1:16.701	0.347	69.93	09:49:56.771
8 -	1:16.692	0.338	69.94	09:51:13.463
9 -	1:16.715	0.361	69.92	09:52:30.178
10 -	1:17.020	0.666	69.64	09:53:47.198
11 -	1:16.792	0.438	69.85	09:55:03.990
12 -	1:18.670	2.316	68.18	09:56:22.660
13 -	1:17.562	1.208	69.15	09:57:40.222
14 -	1:16.354 (1)		70.25	09:58:56.576
15 -	1:18.549	2.195	68.28	10:00:15.125
16 -	1:18.055	1.701	68.72	10:01:33.180

P12 93 Jack BREWER

LAP	LAP TIME	DIFF	MPH	TIME OF DAY
1 -	1:29.659	13.334	59.82	09:42:18.444
2 -	1:18.077	1.752	68.70	09:43:36.521
3 -	1:17.087	0.762	69.58	09:44:53.608
4 -	1:16.839	0.514	69.80	09:46:10.447
5 -	1:17.051	0.726	69.61	09:47:27.498
6 -	1:17.018	0.693	69.64	09:48:44.516
7 -	1:16.525 (3)	0.200	70.09	09:50:01.041
8 -	1:16.579	0.254	70.04	09:51:17.620
9 -	1:16.730	0.405	69.90	09:52:34.350
10 -	1:16.866	0.541	69.78	09:53:51.216
11 -	1:16.936	0.611	69.72	09:55:08.152
12 -	1:17.793	1.468	68.95	09:56:25.945
13 -	1:16.504 (2)	0.179	70.11	09:57:42.449
14 -	1:16.325 (1)		70.27	09:58:58.774
15 -	1:16.575	0.250	70.04	10:00:15.349
16 -	1:18.131	1.806	68.65	10:01:33.480

P13 54 Marcus BAILEY (M)

LAP	LAP TIME	DIFF	MPH	TIME OF DAY
1 -	1:29.224	12.648	60.11	09:42:18.009
2 -	1:17.522	0.946	69.19	09:43:35.531
3 -	1:16.974	0.398	69.68	09:44:52.505
4 -	1:17.197	0.621	69.48	09:46:09.702
5 -	1:17.483	0.907	69.22	09:47:27.185
6 -	1:16.910	0.334	69.74	09:48:44.095
7 -	1:16.737 (2)	0.161	69.90	09:50:00.832
8 -	1:17.362	0.786	69.33	09:51:18.194
9 -	1:16.824 (3)	0.248	69.82	09:52:35.018
10 -	1:16.945	0.369	69.71	09:53:51.963
11 -	1:16.576 (1)		70.04	09:55:08.539
12 -	1:17.966	1.390	68.79	09:56:26.505
13 -	1:17.001	0.425	69.66	09:57:43.506
14 -	1:17.361	0.785	69.33	09:59:00.867
15 -	1:17.305	0.729	69.38	10:00:18.172
16 -	1:17.083	0.507	69.58	10:01:35.255

Weather / Track : Sunny / Dry

Pembrey Clubmans

Circuit Length = 1.4900 miles

Start: 09:40 Flag 10:01 End: 10:02

BRSCC Mazda MX-5 Championship - 2A

RACE 5 - LAP ANALYSIS

DIFF = Difference To Personal Best Lap

P14 55 Matt POLLARD				
LAP	LAP TIME	DIFF	MPH	TIME OF DAY
1 -	1:32.135	15.922	58.21	09:42:20.920
2 -	1:17.881	1.668	68.87	09:43:38.801
3 -	1:16.213 (1)		70.38	09:44:55.014
4 -	1:17.035	0.822	69.63	09:46:12.049
5 -	1:17.225	1.012	69.45	09:47:29.274
6 -	1:16.601	0.388	70.02	09:48:45.875
7 -	1:16.856	0.643	69.79	09:50:02.731
8 -	1:16.448 (2)	0.235	70.16	09:51:19.179
9 -	1:16.869	0.656	69.78	09:52:36.048
10 -	1:16.658	0.445	69.97	09:53:52.706
11 -	1:16.557 (3)	0.344	70.06	09:55:09.263
12 -	1:17.380	1.167	69.32	09:56:26.643
13 -	1:17.235	1.022	69.45	09:57:43.878
14 -	1:17.116	0.903	69.55	09:59:00.994
15 -	1:17.425	1.212	69.27	10:00:18.419
16 -	1:16.983	0.770	69.67	10:01:35.402

P15 40 Ben HANCY				
LAP	LAP TIME	DIFF	MPH	TIME OF DAY
1 -	1:25.331	9.195	62.86	09:42:14.116
2 -	1:17.021	0.885	69.64	09:43:31.137
3 -	1:16.581	0.445	70.04	09:44:47.718
4 -	1:16.908	0.772	69.74	09:46:04.626
5 -	1:16.602	0.466	70.02	09:47:21.228
6 -	1:16.331 (2)	0.195	70.27	09:48:37.559
7 -	1:16.752	0.616	69.88	09:49:54.311
8 -	1:16.482	0.346	70.13	09:51:10.793
9 -	1:16.136 (1)		70.45	09:52:26.929
10 -	1:16.901	0.765	69.75	09:53:43.830
11 -	1:16.335 (3)	0.199	70.26	09:55:00.165
12 -	1:29.861	13.725	59.69	09:56:30.026
13 -	1:17.088	0.952	69.58	09:57:47.114
14 -	1:16.749	0.613	69.89	09:59:03.863
15 -	1:16.866	0.730	69.78	10:00:20.729
16 -	1:16.486	0.350	70.13	10:01:37.215

P16 29 Adam CRAIG				
LAP	LAP TIME	DIFF	MPH	TIME OF DAY
1 -	1:31.065	13.989	58.90	09:42:19.850
2 -	1:17.442	0.366	69.26	09:43:37.292
3 -	1:17.206	0.130	69.47	09:44:54.498
4 -	1:17.436	0.360	69.27	09:46:11.934
5 -	1:17.876	0.800	68.87	09:47:29.810
6 -	1:18.369	1.293	68.44	09:48:48.179
7 -	1:17.389	0.313	69.31	09:50:05.568
8 -	1:18.475	1.399	68.35	09:51:24.043
9 -	1:17.541	0.465	69.17	09:52:41.584
10 -	1:18.302	1.226	68.50	09:53:59.886
11 -	1:17.205	0.129	69.47	09:55:17.091
12 -	1:17.076 (1)		69.59	09:56:34.167
13 -	1:17.089 (2)	0.013	69.58	09:57:51.256
14 -	1:17.104 (3)	0.028	69.56	09:59:08.360
15 -	1:17.295	0.219	69.39	10:00:25.655
16 -	1:17.565	0.489	69.15	10:01:43.220

P17 544 Jack MOODY				
LAP	LAP TIME	DIFF	MPH	TIME OF DAY
1 -	1:29.386	11.932	60.00	09:42:18.171
2 -	1:17.792	0.338	68.95	09:43:35.963

DIFF = Difference To Personal Best Lap

3 -	1:18.667	1.213	68.18	09:44:54.630
4 -	1:18.139	0.685	68.64	09:46:12.769
5 -	1:17.617 (2)	0.163	69.10	09:47:30.386
6 -	1:17.678 (3)	0.224	69.05	09:48:48.064
7 -	1:17.974	0.520	68.79	09:50:06.038
8 -	1:17.939	0.485	68.82	09:51:23.977
9 -	1:17.764	0.310	68.97	09:52:41.741
10 -	1:18.438	0.984	68.38	09:54:00.179
11 -	1:17.454 (1)		69.25	09:55:17.633
12 -	1:17.825	0.371	68.92	09:56:35.458
13 -	1:17.716	0.262	69.02	09:57:53.174
14 -	1:17.900	0.446	68.85	09:59:11.074
15 -	1:18.244	0.790	68.55	10:00:29.318
16 -	1:17.838	0.384	68.91	10:01:47.156

P18 56 Thomas JENKINS				
LAP	LAP TIME	DIFF	MPH	TIME OF DAY
1 -	1:31.645	14.293	58.52	09:42:20.430
2 -	1:19.218	1.866	67.71	09:43:39.648
3 -	1:18.695	1.343	68.16	09:44:58.343
4 -	1:17.405 (2)	0.053	69.29	09:46:15.748
5 -	1:18.042	0.690	68.73	09:47:33.790
6 -	1:17.811	0.459	68.93	09:48:51.601
7 -	1:17.352 (1)		69.34	09:50:08.953
8 -	1:17.685 (3)	0.333	69.04	09:51:26.638
9 -	1:18.311	0.959	68.49	09:52:44.949
10 -	1:18.029	0.677	68.74	09:54:02.978
11 -	1:18.396	1.044	68.42	09:55:21.374
12 -	1:18.548	1.196	68.28	09:56:39.922
13 -	1:18.672	1.320	68.18	09:57:58.594
14 -	1:18.784	1.432	68.08	09:59:17.378
15 -	1:19.392	2.040	67.56	10:00:36.770
16 -	1:18.838	1.486	68.03	10:01:55.608

P19 82 Michael KNIBBS				
LAP	LAP TIME	DIFF	MPH	TIME OF DAY
1 -	1:32.599	15.030	57.92	09:42:21.384
2 -	1:18.692	1.123	68.16	09:43:40.076
3 -	1:18.604	1.035	68.24	09:44:58.680
4 -	1:18.193	0.624	68.59	09:46:16.873
5 -	1:17.881 (3)	0.312	68.87	09:47:34.754
6 -	1:17.569 (1)		69.15	09:48:52.323
7 -	1:17.575 (2)	0.006	69.14	09:50:09.898
8 -	1:17.942	0.373	68.82	09:51:27.840
9 -	1:18.562	0.993	68.27	09:52:46.402
10 -	1:19.747	2.178	67.26	09:54:06.149
11 -	1:19.452	1.883	67.51	09:55:25.601
12 -	1:18.960	1.391	67.93	09:56:44.561
13 -	1:18.761	1.192	68.10	09:58:03.322
14 -	1:18.808	1.239	68.06	09:59:22.130
15 -	1:18.290	0.721	68.51	10:00:40.420
16 -	1:18.334	0.765	68.47	10:01:58.754

P20 31 Bryn GRIFFITHS (M)				
LAP	LAP TIME	DIFF	MPH	TIME OF DAY
1 -	1:32.916	15.250	57.72	09:42:21.701
2 -	1:19.283	1.617	67.65	09:43:40.984
3 -	1:18.320	0.654	68.48	09:44:59.304
4 -	1:17.894 (3)	0.228	68.86	09:46:17.198
5 -	1:17.811 (2)	0.145	68.93	09:47:35.009
6 -	1:18.090	0.424	68.68	09:48:53.099
7 -	1:17.666 (1)		69.06	09:50:10.765

Pembrey Clubmans

Circuit Length = 1.4900 miles

Start: 09:40 Flag 10:01 End: 10:02

Weather / Track : Sunny / Dry

BRSCC Mazda MX-5 Championship - 2A

RACE 5 - LAP ANALYSIS

DIFF = Difference To Personal Best Lap

8 -	1:18.066	0.400	68.71	09:51:28.831
9 -	1:17.916	0.250	68.84	09:52:46.747
10 -	1:28.684	11.018	60.48	09:54:15.431
11 -	1:17.960	0.294	68.80	09:55:33.391
12 -	1:18.109	0.443	68.67	09:56:51.500
13 -	1:17.965	0.299	68.80	09:58:09.465
14 -	1:18.383	0.717	68.43	09:59:27.848
15 -	1:18.230	0.564	68.56	10:00:46.078
16 -	1:18.453	0.787	68.37	10:02:04.531

P21 57 Oliver JENKINS

LAP	LAP TIME	DIFF	MPH	TIME OF DAY
1 -	1:31.263	13.363	58.77	09:42:20.048
2 -	1:19.327	1.427	67.61	09:43:39.375
3 -	1:18.601	0.701	68.24	09:44:57.976
4 -	1:18.468	0.568	68.35	09:46:16.444
5 -	1:18.129	0.229	68.65	09:47:34.573
6 -	1:18.043 (3)	0.143	68.73	09:48:52.616
7 -	1:17.900 (1)		68.85	09:50:10.516
8 -	1:18.069	0.169	68.70	09:51:28.585
9 -	1:18.012 (2)	0.112	68.75	09:52:46.597
10 -	1:20.424	2.524	66.69	09:54:07.021
11 -	1:23.457	5.557	64.27	09:55:30.478
12 -	1:18.685	0.785	68.17	09:56:49.163
13 -	1:18.767	0.867	68.09	09:58:07.930
14 -	1:20.290	2.390	66.80	09:59:28.220
15 -	1:19.308	1.408	67.63	10:00:47.528
16 -	1:18.358	0.458	68.45	10:02:05.886

BRSCC Mazda MX-5 Championship - 2B
RACE 7 - CLASSIFICATION

POS	NO	NAME	ENTRY	LAPS	TIME	GAP	DIFF	MPH	BEST	ON
1	72	Matt LUFF	Mazda MX-5 Mk1	16	20:32.444			69.63	1:15.961	6
2	30	Dave TURTON	Mazda MX-5 Mk1	16	20:51.176	18.732	18.732	68.59	1:16.772	4
3	13	Scott LEACH (M)	Mazda MX-5 Mk1	16	20:52.911	20.467	1.735	68.49	1:17.059	7
4	61	Richard BAXTER	Mazda MX-5 Mk1	16	20:53.042	20.598	0.131	68.49	1:17.339	7
5	45	Graham RUMSEY (M)	Mazda MX-5 Mk1	16	21:19.077	46.633	26.035	67.09	1:18.492	11
6	49	Oliver ROBINSON (M)	Mazda MX-5 Mk1	16	21:21.741	49.297	2.664	66.95	1:18.011	12
7	96	Charles MUGGLESTONE	Mazda MX-5 Mk1	16	21:23.153	50.709	1.412	66.88	1:18.163	3
8	722	Alan HAWKINS (M)	Mazda MX-5 Mk1	16	21:23.636	51.192	0.483	66.86	1:18.052	3
9	3	Richard WOOTTEN	Mazda MX-5 Mk1	16	21:23.914	51.470	0.278	66.84	1:17.435	4
10	60	Nick LE DOYEN (M)	Mazda MX-5 Mk1	16	21:24.033	51.589	0.119	66.83	1:18.074	4
11	43	Joseph WILLMOTT	Mazda MX-5 Mk1	16	21:25.750	53.306	1.717	66.75	1:18.463	7
12	74	Clive CHISNALL (M)	Mazda MX-5 Mk1	16	21:26.191	53.747	0.441	66.72	1:18.451	3
13	80	Jack WILLMOTT	Mazda MX-5 Mk1	16	21:36.822	1:04.378	10.631	66.18	1:18.972	7
14	90	Bruce ROBINSON (M)	Mazda MX-5 Mk1	16	21:39.865	1:07.421	3.043	66.02	1:19.789	4
15	73	Jon WOOD (M)	Mazda MX-5 Mk1	16	21:41.774	1:09.330	1.909	65.92	1:18.985	5
16	78	Richard BARTLETT (M)	Mazda MX-5 Mk1	16	21:42.630	1:10.186	0.856	65.88	1:19.628	13
17	20	Christopher GINN (M)	Mazda MX-5 Mk1	16	21:44.856	1:12.412	2.226	65.77	1:19.789	8
18	312	Peter LANCASTER (M)	Mazda MX-5 Mk1	16	21:50.445	1:18.001	5.589	65.49	1:20.107	13
19	46	David RICKARDS (M)	Mazda MX-5 Mk1	15	21:22.496	1 Lap	1 Lap	62.73	1:23.367	13
20	34	Adam TYRRELL (M)	Mazda MX-5 Mk1	15	21:33.115	1 Lap	10.619	62.22	1:23.767	11

NOT CLASSIFIED

DNF	65	William HAYDEN	Mazda MX-5 Mk1	7	10:05.962	9 Laps	8 Laps	61.96	1:20.364	5
-----	----	----------------	----------------	---	-----------	--------	--------	-------	----------	---

FASTEST LAP

	72	Matt LUFF	Mazda MX-5 Mk1	6	1:15.961			70.61 mph	113.64 kph	
--	----	-----------	----------------	---	----------	--	--	-----------	------------	--

Cars 13, 34 & 74 - Transponders not working

Weather / Track : Sunny / Dry

These results are provisional until the conclusion of any judicial and technical matters.

Pembrey Clubmans

Circuit Length = 1.4900 miles

Start: 10:33 Flag 10:54 End: 10:55

Clerk Of Course :		Timekeeper :	
-------------------	--	--------------	--

 Results can be found at www.tsl-timing.com

Printed - 10:55 Sunday, 21 April 2019

BRSCC Mazda MX-5 Championship - 2B

RACE 7 - LAP CHART

LAP 1 @ 10:34:58.578			LAP 2 @ 10:36:15.921			LAP 3 @ 10:37:33.141			LAP 4 @ 10:38:49.340			LAP 5 @ 10:40:05.804		
NO	BEHIND	LAP TIME	NO	BEHIND	LAP TIME	NO	BEHIND	LAP TIME	NO	BEHIND	LAP TIME	NO	BEHIND	LAP TIME
61		1:24.402	61		1:17.343	72		1:16.444	72		1:16.199	72		1:16.464
13	0.418	1:24.820	13	0.557	1:17.482	61	0.285	1:17.505	61	1.495	1:17.409	61	2.471	1:17.440
30	1.859	1:26.261	72	0.776	1:16.117	13	1.100	1:17.763	13	2.422	1:17.521	13	3.256	1:17.298
65	1.872	1:26.274	30	2.703	1:18.187	30	2.495	1:17.012	30	3.068	1:16.772	30	3.463	1:16.859
72	2.002	1:26.404	96	5.177	1:19.658	96	6.120	1:18.163	722	9.775	1:19.328	45	12.974	1:19.551
96	2.862	1:27.264	722	5.814	1:19.042	722	6.646	1:18.052	96	9.801	1:19.880	96	13.273	1:19.936
60	3.750	1:28.152	45	6.284	1:18.527	45	7.569	1:18.505	45	9.887	1:18.517	60	13.645	1:19.655
722	4.115	1:28.517	60	6.735	1:20.328	60	8.579	1:19.064	60	10.454	1:18.074	722	13.825	1:20.514
45	5.100	1:29.502	65	7.271	1:22.742	74	9.215	1:18.451	74	11.552	1:18.536	74	15.626	1:20.538
20	5.510	1:29.912	74	7.984	1:19.795	3	11.033	1:18.992	3	12.269	1:17.435	3	16.157	1:20.352
74	5.532	1:29.934	20	8.791	1:20.624	49	11.616	1:19.765	49	13.834	1:18.417	49	16.289	1:18.919
49	5.893	1:30.295	49	9.071	1:20.521	20	11.992	1:20.421	43	16.330	1:19.667	43	18.704	1:18.838
3	6.318	1:30.720	3	9.261	1:20.286	65	12.576	1:22.525	20	16.851	1:21.058	20	20.602	1:20.215
78	7.210	1:31.612	90	10.277	1:20.185	43	12.862	1:18.722	90	17.101	1:19.789	90	20.952	1:20.315
90	7.435	1:31.837	78	11.204	1:21.337	90	13.511	1:20.454	73	18.968	1:19.889	73	21.489	1:18.985
43	9.293	1:33.695	43	11.360	1:19.410	78	14.952	1:20.968	78	20.039	1:21.286	78	23.871	1:20.296
73	10.044	1:34.446	73	13.033	1:20.332	73	15.278	1:19.465	80	24.318	1:19.918	80	26.974	1:19.120
312	11.468	1:35.870	312	15.541	1:21.416	312	20.033	1:21.712	312	25.179	1:21.345	312	29.606	1:20.891
80	11.753	1:36.155	80	18.004	1:23.594	80	20.599	1:19.815	46	39.799	1:25.308	65	43.826	1:20.364
46	14.702	1:39.104	46	23.389	1:26.030	46	30.690	1:24.521	65	39.926	1:43.549	46	48.474	1:25.139
34	16.977	1:41.379	34	25.836	1:26.202	34	33.485	1:24.869	34	42.494	1:25.208	34	50.579	1:24.549

Weather / Track : Sunny / Dry

Results can be found at www.tsl-timing.com

Page 1 of 4

Pembrey Clubmans

Circuit Length = 1.4900 miles

Start: 10:33 Flag 10:54 End: 10:55

Printed - 10:56 Sunday, 21 April 2019

BRSCC Mazda MX-5 Championship - 2B

RACE 7 - LAP CHART

LAP 6 @ 10:41:21.765			LAP 7 @ 10:42:38.200			LAP 8 @ 10:43:54.597			LAP 9 @ 10:45:10.945			LAP 10 @ 10:46:27.747		
NO	BEHIND	LAP TIME	NO	BEHIND	LAP TIME	NO	BEHIND	LAP TIME	NO	BEHIND	LAP TIME	NO	BEHIND	LAP TIME
72		1:15.961	72		1:16.435	72		1:16.397	72		1:16.348	72		1:16.802
61	3.968	1:17.458	61	4.872	1:17.339	30	6.104	1:17.365	30	8.805	1:19.049	46	1 Lap	1:25.417
30	4.429	1:16.927	30	5.136	1:17.142	61	6.384	1:17.909	61	9.233	1:19.197	34	1 Lap	1:23.883
13	4.830	1:17.535	13	5.454	1:17.059	13	7.450	1:18.393	13	9.741	1:18.639	30	9.625	1:17.622
60	16.931	1:19.247	60	19.561	1:19.065	60	22.449	1:19.285	722	26.352	1:20.043	61	9.825	1:17.394
96	17.173	1:19.861	96	19.709	1:18.971	722	22.657	1:18.307	60	26.566	1:20.465	13	10.647	1:17.708
45	18.269	1:21.256	722	20.747	1:18.563	45	23.384	1:18.580	45	26.646	1:19.610	722	28.418	1:18.868
722	18.619	1:20.755	45	21.201	1:19.367	96	25.429	1:22.117	96	27.828	1:18.747	45	29.021	1:19.177
74	19.422	1:19.757	74	22.275	1:19.288	49	25.682	1:19.649	49	28.673	1:19.339	60	30.026	1:20.262
49	19.731	1:19.403	49	22.430	1:19.134	74	26.042	1:20.164	3	28.956	1:18.903	96	30.888	1:19.862
3	22.077	1:21.881	3	24.215	1:18.573	3	26.401	1:18.583	43	30.043	1:19.729	49	31.792	1:19.921
43	22.401	1:19.658	43	24.429	1:18.463	43	26.662	1:18.630	74	30.719	1:21.025	3	31.943	1:19.789
20	25.303	1:20.662	73	30.677	1:21.051	73	33.919	1:19.639	73	38.214	1:20.643	43	32.246	1:19.005
90	25.601	1:20.610	90	30.949	1:21.783	90	34.383	1:19.831	90	38.447	1:20.412	74	33.705	1:19.788
73	26.061	1:20.533	20	31.907	1:23.039	20	35.299	1:19.789	80	42.774	1:22.610	90	41.991	1:20.346
78	27.970	1:20.060	78	32.400	1:20.865	80	36.512	1:19.573	78	43.537	1:21.247	80	45.280	1:19.308
80	30.799	1:19.786	80	33.336	1:18.972	78	38.638	1:22.635	20	46.409	1:27.458	73	47.615	1:26.203
312	34.573	1:20.928	312	39.671	1:21.533	312	44.342	1:21.068	312	48.591	1:20.597	78	48.258	1:21.523
65	48.805	1:20.940	65	1:01.938	1:29.568 P	46	1:12.281	1:23.792				20	49.764	1:20.157
46	56.393	1:23.880	46	1:04.886	1:24.928	34	1:16.056	1:24.055				312	53.167	1:21.378
34	1:00.296	1:25.678	34	1:08.398	1:24.537									

Weather / Track : Sunny / Dry

Results can be found at www.tsl-timing.com

Page 2 of 4

Pembrey Clubmans

Circuit Length = 1.4900 miles

Start: 10:33 Flag 10:54 End: 10:55

Printed - 10:56 Sunday, 21 April 2019

BRSCC Mazda MX-5 Championship - 2B

RACE 7 - LAP CHART

LAP 11 @ 10:47:44.026			LAP 12 @ 10:49:00.278			LAP 13 @ 10:50:16.499			LAP 14 @ 10:51:32.879			LAP 15 @ 10:52:49.469		
NO	BEHIND	LAP TIME	NO	BEHIND	LAP TIME	NO	BEHIND	LAP TIME	NO	BEHIND	LAP TIME	NO	BEHIND	LAP TIME
72		1:16.279	72		1:16.252	72		1:16.221	72		1:16.380	72		1:16.590
46	1 Lap	1:23.455	61	14.286	1:18.145	61	15.645	1:17.580	30	17.286	1:17.797	30	18.255	1:17.559
61	12.393	1:18.847	30	14.645	1:18.375	30	15.869	1:17.445	13	17.810	1:17.641	13	19.281	1:18.061
30	12.522	1:19.176	13	15.070	1:18.482	13	16.549	1:17.700	61	18.100	1:18.835	61	19.410	1:17.900
13	12.840	1:18.472	46	1 Lap	1:24.671	46	1 Lap	1:23.375	46	1 Lap	1:23.367	46	1 Lap	1:24.282
34	1 Lap	1:26.999	34	1 Lap	1:23.767	34	1 Lap	1:24.434	45	41.166	1:19.403	45	44.273	1:19.697
722	30.787	1:18.648	722	34.793	1:20.258	45	38.143	1:19.432	34	1 Lap	1:25.766	96	46.916	1:20.384
45	31.234	1:18.492	45	34.932	1:19.950	96	39.714	1:20.870	722	42.896	1:19.380	722	46.945	1:20.639
60	31.953	1:18.206	96	35.065	1:18.282	722	39.896	1:21.324	96	43.122	1:19.788	49	47.101	1:19.559
96	33.035	1:18.426	60	35.424	1:19.723	60	40.510	1:21.307	60	43.790	1:19.660	60	47.484	1:20.284
49	34.061	1:18.548	49	35.820	1:18.011	49	40.636	1:21.037	49	44.132	1:19.876	43	47.848	1:18.925
43	36.100	1:20.133	43	38.524	1:18.676	43	41.154	1:18.851	3	44.363	1:18.997	3	49.692	1:21.919
3	38.036	1:22.372	3	40.217	1:18.433	3	41.746	1:17.750	43	45.513	1:20.739	74	52.093	1:19.962
74	39.783	1:22.357	74	42.630	1:19.099	74	46.009	1:19.600	74	48.721	1:19.092	34	1 Lap	1:27.517
90	46.225	1:20.513	90	50.538	1:20.565	80	55.007	1:19.588	80	58.542	1:19.915	80	1:01.463	1:19.511
80	48.311	1:19.310	80	51.640	1:19.581	90	55.484	1:21.167	90	59.754	1:20.650	90	1:03.436	1:20.272
73	51.342	1:20.006	73	55.270	1:20.180	73	59.064	1:20.015	73	1:02.667	1:19.983	73	1:06.190	1:20.113
78	52.452	1:20.473	78	56.563	1:20.363	78	59.970	1:19.628	78	1:03.454	1:19.864	78	1:06.910	1:20.046
20	53.369	1:19.884	20	57.514	1:20.397	20	1:01.318	1:20.025	20	1:05.776	1:20.838	20	1:09.200	1:20.014
312	57.326	1:20.438	312	1:01.801	1:20.727	312	1:05.687	1:20.107	312	1:10.023	1:20.716	312	1:13.994	1:20.561

Weather / Track : Sunny / Dry

Pembrey Clubmans

Circuit Length = 1.4900 miles

Start: 10:33 Flag 10:54 End: 10:55

BRSCC Mazda MX-5 Championship - 2B

RACE 7 - LAP CHART

LAP 16 @ 10:54:06.620

NO	BEHIND	LAP TIME
72		1:17.151
30	18.732	1:17.628
13	20.467	1:18.337
61	20.598	1:18.339
45	46.633	1:19.511
49	49.297	1:19.347
46	1 Lap	1:25.227
96	50.709	1:20.944
722	51.192	1:21.398
3	51.470	1:18.929
60	51.589	1:21.256
43	53.306	1:22.609
74	53.747	1:18.805
34	1 Lap	1:24.272
80	1:04.378	1:20.066
90	1:07.421	1:21.136
73	1:09.330	1:20.291
78	1:10.186	1:20.427
20	1:12.412	1:20.363
312	1:18.001	1:21.158

Weather / Track : Sunny / Dry

Results can be found at www.tsl-timing.com

Page 4 of 4

Pembrey Clubmans
Circuit Length = 1.4900 miles
Start: 10:33 Flag 10:54 End: 10:55

Printed - 10:56 Sunday, 21 April 2019

BRSCC Mazda MX-5 Championship - 2B

RACE 7 - LAP ANALYSIS

DIFF = Difference To Personal Best Lap

P1 72 Matt LUFF				
LAP	LAP TIME	DIFF	MPH	TIME OF DAY
1 -	1:26.404	10.443	62.07	10:35:00.580
2 -	1:16.117 (2)	0.156	70.47	10:36:16.697
3 -	1:16.444	0.483	70.16	10:37:33.141
4 -	1:16.199 (3)	0.238	70.39	10:38:49.340
5 -	1:16.464	0.503	70.15	10:40:05.804
6 -	1:15.961 (1)		70.61	10:41:21.765
7 -	1:16.435	0.474	70.17	10:42:38.200
8 -	1:16.397	0.436	70.21	10:43:54.597
9 -	1:16.348	0.387	70.25	10:45:10.945
10 -	1:16.802	0.841	69.84	10:46:27.747
11 -	1:16.279	0.318	70.32	10:47:44.026
12 -	1:16.252	0.291	70.34	10:49:00.278
13 -	1:16.221	0.260	70.37	10:50:16.499
14 -	1:16.380	0.419	70.22	10:51:32.879
15 -	1:16.590	0.629	70.03	10:52:49.469
16 -	1:17.151	1.190	69.52	10:54:06.620

P2 30 Dave TURTON				
LAP	LAP TIME	DIFF	MPH	TIME OF DAY
1 -	1:26.261	9.489	62.18	10:35:00.437
2 -	1:18.187	1.415	68.60	10:36:18.624
3 -	1:17.012	0.240	69.65	10:37:35.636
4 -	1:16.772 (1)		69.86	10:38:52.408
5 -	1:16.859 (2)	0.087	69.79	10:40:09.267
6 -	1:16.927 (3)	0.155	69.72	10:41:26.194
7 -	1:17.142	0.370	69.53	10:42:43.336
8 -	1:17.365	0.593	69.33	10:44:00.701
9 -	1:19.049	2.277	67.85	10:45:19.750
10 -	1:17.622	0.850	69.10	10:46:37.372
11 -	1:19.176	2.404	67.74	10:47:56.548
12 -	1:18.375	1.603	68.44	10:49:14.923
13 -	1:17.445	0.673	69.26	10:50:32.368
14 -	1:17.797	1.025	68.94	10:51:50.165
15 -	1:17.559	0.787	69.16	10:53:07.724
16 -	1:17.628	0.856	69.09	10:54:25.352

P3 13 Scott LEACH (M)				
LAP	LAP TIME	DIFF	MPH	TIME OF DAY
1 -	1:24.820	7.761	63.23	10:34:58.996
2 -	1:17.482 (3)	0.423	69.22	10:36:16.478
3 -	1:17.763	0.704	68.97	10:37:34.241
4 -	1:17.521	0.462	69.19	10:38:51.762
5 -	1:17.298 (2)	0.239	69.39	10:40:09.060
6 -	1:17.535	0.476	69.18	10:41:26.595
7 -	1:17.059 (1)		69.60	10:42:43.654
8 -	1:18.393	1.334	68.42	10:44:02.047
9 -	1:18.639	1.580	68.21	10:45:20.686
10 -	1:17.708	0.649	69.02	10:46:38.394
11 -	1:18.472	1.413	68.35	10:47:56.866
12 -	1:18.482	1.423	68.34	10:49:15.348
13 -	1:17.700	0.641	69.03	10:50:33.048
14 -	1:17.641	0.582	69.08	10:51:50.689
15 -	1:18.061	1.002	68.71	10:53:08.750
16 -	1:18.337	1.278	68.47	10:54:27.087

P4 61 Richard BAXTER				
LAP	LAP TIME	DIFF	MPH	TIME OF DAY
1 -	1:24.402	7.063	63.55	10:34:58.578
2 -	1:17.343 (2)	0.004	69.35	10:36:15.921

DIFF = Difference To Personal Best Lap

3 -	1:17.505	0.166	69.20	10:37:33.426
4 -	1:17.409	0.070	69.29	10:38:50.835
5 -	1:17.440	0.101	69.26	10:40:08.275
6 -	1:17.458	0.119	69.25	10:41:25.733
7 -	1:17.339 (1)		69.35	10:42:43.072
8 -	1:17.909	0.570	68.84	10:44:00.981
9 -	1:19.197	1.858	67.72	10:45:20.178
10 -	1:17.394 (3)	0.055	69.30	10:46:37.572
11 -	1:18.847	1.508	68.03	10:47:56.419
12 -	1:18.145	0.806	68.64	10:49:14.564
13 -	1:17.580	0.241	69.14	10:50:32.144
14 -	1:18.835	1.496	68.04	10:51:50.979
15 -	1:17.900	0.561	68.85	10:53:08.879
16 -	1:18.339	1.000	68.47	10:54:27.218

P5 45 Graham RUMSEY (M)				
LAP	LAP TIME	DIFF	MPH	TIME OF DAY
1 -	1:29.502	11.010	59.93	10:35:03.678
2 -	1:18.527	0.035	68.30	10:36:22.205
3 -	1:18.505 (2)	0.013	68.32	10:37:40.710
4 -	1:18.517 (3)	0.025	68.31	10:38:59.227
5 -	1:19.551	1.059	67.42	10:40:18.778
6 -	1:21.256	2.764	66.01	10:41:40.034
7 -	1:19.367	0.875	67.58	10:42:59.401
8 -	1:18.580	0.088	68.26	10:44:17.981
9 -	1:19.610	1.118	67.37	10:45:37.591
10 -	1:19.177	0.685	67.74	10:46:56.768
11 -	1:18.492 (1)		68.33	10:48:15.260
12 -	1:19.950	1.458	67.09	10:49:35.210
13 -	1:19.432	0.940	67.52	10:50:54.642
14 -	1:19.403	0.911	67.55	10:52:14.045
15 -	1:19.697	1.205	67.30	10:53:33.742
16 -	1:19.511	1.019	67.46	10:54:53.253

P6 49 Oliver ROBINSON (M)				
LAP	LAP TIME	DIFF	MPH	TIME OF DAY
1 -	1:30.295	12.284	59.40	10:35:04.471
2 -	1:20.521	2.510	66.61	10:36:24.992
3 -	1:19.765	1.754	67.24	10:37:44.757
4 -	1:18.417 (2)	0.406	68.40	10:39:03.174
5 -	1:18.919	0.908	67.96	10:40:22.093
6 -	1:19.403	1.392	67.55	10:41:41.496
7 -	1:19.134	1.123	67.78	10:43:00.630
8 -	1:19.649	1.638	67.34	10:44:20.279
9 -	1:19.339	1.328	67.60	10:45:39.618
10 -	1:19.921	1.910	67.11	10:46:59.539
11 -	1:18.548 (3)	0.537	68.28	10:48:18.087
12 -	1:18.011 (1)		68.75	10:49:36.098
13 -	1:21.037	3.026	66.19	10:50:57.135
14 -	1:19.876	1.865	67.15	10:52:17.011
15 -	1:19.559	1.548	67.42	10:53:36.570
16 -	1:19.347	1.336	67.60	10:54:55.917

P7 96 Charles MUGGLESTONE				
LAP	LAP TIME	DIFF	MPH	TIME OF DAY
1 -	1:27.264	9.101	61.46	10:35:01.440
2 -	1:19.658	1.495	67.33	10:36:21.098
3 -	1:18.163 (1)		68.62	10:37:39.261
4 -	1:19.880	1.717	67.15	10:38:59.141
5 -	1:19.936	1.773	67.10	10:40:19.077
6 -	1:19.861	1.698	67.16	10:41:38.938
7 -	1:18.971	0.808	67.92	10:42:57.909

Pembrey Clubmans

Circuit Length = 1.4900 miles

Start: 10:33 Flag 10:54 End: 10:55

Weather / Track : Sunny / Dry

BRSCC Mazda MX-5 Championship - 2B

RACE 7 - LAP ANALYSIS

DIFF = Difference To Personal Best Lap

8 -	1:22.117	3.954	65.32	10:44:20.026
9 -	1:18.747	0.584	68.11	10:45:38.773
10 -	1:19.862	1.699	67.16	10:46:58.635
11 -	1:18.426 (3)	0.263	68.39	10:48:17.061
12 -	1:18.282 (2)	0.119	68.52	10:49:35.343
13 -	1:20.870	2.707	66.32	10:50:56.213
14 -	1:19.788	1.625	67.22	10:52:16.001
15 -	1:20.384	2.221	66.72	10:53:36.385
16 -	1:20.944	2.781	66.26	10:54:57.329

P8 722 Alan HAWKINS (M)

LAP	LAP TIME	DIFF	MPH	TIME OF DAY
1 -	1:28.517	10.465	60.59	10:35:02.693
2 -	1:19.042	0.990	67.86	10:36:21.735
3 -	1:18.052 (1)		68.72	10:37:39.787
4 -	1:19.328	1.276	67.61	10:38:59.115
5 -	1:20.514	2.462	66.62	10:40:19.629
6 -	1:20.755	2.703	66.42	10:41:40.384
7 -	1:18.563 (3)	0.511	68.27	10:42:58.947
8 -	1:18.307 (2)	0.255	68.49	10:44:17.254
9 -	1:20.043	1.991	67.01	10:45:37.297
10 -	1:18.868	0.816	68.01	10:46:56.165
11 -	1:18.648	0.596	68.20	10:48:14.813
12 -	1:20.258	2.206	66.83	10:49:35.071
13 -	1:21.324	3.272	65.95	10:50:56.395
14 -	1:19.380	1.328	67.57	10:52:15.775
15 -	1:20.639	2.587	66.51	10:53:36.414
16 -	1:21.398	3.346	65.89	10:54:57.812

P9 3 Richard WOOTTEN

LAP	LAP TIME	DIFF	MPH	TIME OF DAY
1 -	1:30.720	13.285	59.12	10:35:04.896
2 -	1:20.286	2.851	66.81	10:36:25.182
3 -	1:18.992	1.557	67.90	10:37:44.174
4 -	1:17.435 (1)		69.27	10:39:01.609
5 -	1:20.352	2.917	66.75	10:40:21.961
6 -	1:21.881	4.446	65.50	10:41:43.842
7 -	1:18.573	1.138	68.26	10:43:02.415
8 -	1:18.583	1.148	68.25	10:44:20.998
9 -	1:18.903	1.468	67.98	10:45:39.901
10 -	1:19.789	2.354	67.22	10:46:59.690
11 -	1:22.372	4.937	65.11	10:48:22.062
12 -	1:18.433 (3)	0.998	68.38	10:49:40.495
13 -	1:17.750 (2)	0.315	68.99	10:50:58.245
14 -	1:18.997	1.562	67.90	10:52:17.242
15 -	1:21.919	4.484	65.47	10:53:39.161
16 -	1:18.929	1.494	67.95	10:54:58.090

P10 60 Nick LE DOYEN (M)

LAP	LAP TIME	DIFF	MPH	TIME OF DAY
1 -	1:28.152	10.078	60.84	10:35:02.328
2 -	1:20.328	2.254	66.77	10:36:22.656
3 -	1:19.064 (3)	0.990	67.84	10:37:41.720
4 -	1:18.074 (1)		68.70	10:38:59.794
5 -	1:19.655	1.581	67.34	10:40:19.449
6 -	1:19.247	1.173	67.68	10:41:38.696
7 -	1:19.065	0.991	67.84	10:42:57.761
8 -	1:19.285	1.211	67.65	10:44:17.046
9 -	1:20.465	2.391	66.66	10:45:37.511
10 -	1:20.262	2.188	66.83	10:46:57.773
11 -	1:18.206 (2)	0.132	68.58	10:48:15.979
12 -	1:19.723	1.649	67.28	10:49:35.702

DIFF = Difference To Personal Best Lap

13 -	1:21.307	3.233	65.97	10:50:57.009
14 -	1:19.660	1.586	67.33	10:52:16.669
15 -	1:20.284	2.210	66.81	10:53:36.953
16 -	1:21.256	3.182	66.01	10:54:58.209

P11 43 Joseph WILLMOTT

LAP	LAP TIME	DIFF	MPH	TIME OF DAY
1 -	1:33.695	15.232	57.24	10:35:07.871
2 -	1:19.410	0.947	67.54	10:36:27.281
3 -	1:18.722	0.259	68.13	10:37:46.003
4 -	1:19.667	1.204	67.33	10:39:05.670
5 -	1:18.838	0.375	68.03	10:40:24.508
6 -	1:19.658	1.195	67.33	10:41:44.166
7 -	1:18.463 (1)		68.36	10:43:02.629
8 -	1:18.630 (2)	0.167	68.21	10:44:21.259
9 -	1:19.729	1.266	67.27	10:45:40.988
10 -	1:19.005	0.542	67.89	10:46:59.993
11 -	1:20.133	1.670	66.93	10:48:20.126
12 -	1:18.676 (3)	0.213	68.17	10:49:38.802
13 -	1:18.851	0.388	68.02	10:50:57.653
14 -	1:20.739	2.276	66.43	10:52:18.392
15 -	1:18.925	0.462	67.96	10:53:37.317
16 -	1:22.609	4.146	64.93	10:54:59.926

P12 74 Clive CHISNALL (M)

LAP	LAP TIME	DIFF	MPH	TIME OF DAY
1 -	1:29.934	11.483	59.64	10:35:04.110
2 -	1:19.795	1.344	67.22	10:36:23.905
3 -	1:18.451 (1)		68.37	10:37:42.356
4 -	1:18.536 (2)	0.085	68.29	10:39:00.892
5 -	1:20.538	2.087	66.60	10:40:21.430
6 -	1:19.757	1.306	67.25	10:41:41.187
7 -	1:19.288	0.837	67.65	10:43:00.475
8 -	1:20.164	1.713	66.91	10:44:20.639
9 -	1:21.025	2.574	66.20	10:45:41.664
10 -	1:19.788	1.337	67.22	10:47:01.452
11 -	1:22.357	3.906	65.13	10:48:23.809
12 -	1:19.099	0.648	67.81	10:49:42.908
13 -	1:19.600	1.149	67.38	10:51:02.508
14 -	1:19.092	0.641	67.81	10:52:21.600
15 -	1:19.962	1.511	67.08	10:53:41.562
16 -	1:18.805 (3)	0.354	68.06	10:55:00.367

P13 80 Jack WILLMOTT

LAP	LAP TIME	DIFF	MPH	TIME OF DAY
1 -	1:36.155	17.183	55.78	10:35:10.331
2 -	1:23.594	4.622	64.16	10:36:33.925
3 -	1:19.815	0.843	67.20	10:37:53.740
4 -	1:19.918	0.946	67.11	10:39:13.658
5 -	1:19.120 (2)	0.148	67.79	10:40:32.778
6 -	1:19.786	0.814	67.22	10:41:52.564
7 -	1:18.972 (1)		67.92	10:43:11.536
8 -	1:19.573	0.601	67.40	10:44:31.109
9 -	1:22.610	3.638	64.93	10:45:53.719
10 -	1:19.308 (3)	0.336	67.63	10:47:13.027
11 -	1:19.310	0.338	67.63	10:48:32.337
12 -	1:19.581	0.609	67.40	10:49:51.918
13 -	1:19.588	0.616	67.39	10:51:11.506
14 -	1:19.915	0.943	67.12	10:52:31.421
15 -	1:19.511	0.539	67.46	10:53:50.932
16 -	1:20.066	1.094	66.99	10:55:10.998

Weather / Track : Sunny / Dry

Pembrey Clubmans

Circuit Length = 1.4900 miles

Start: 10:33 Flag 10:54 End: 10:55

BRSCC Mazda MX-5 Championship - 2B

RACE 7 - LAP ANALYSIS

DIFF = Difference To Personal Best Lap

P14 90 Bruce ROBINSON (M)				
LAP	LAP TIME	DIFF	MPH	TIME OF DAY
1 -	1:31.837	12.048	58.40	10:35:06.013
2 -	1:20.185 (3)	0.396	66.89	10:36:26.198
3 -	1:20.454	0.665	66.67	10:37:46.652
4 -	1:19.789 (1)		67.22	10:39:06.441
5 -	1:20.315	0.526	66.78	10:40:26.756
6 -	1:20.610	0.821	66.54	10:41:47.366
7 -	1:21.783	1.994	65.58	10:43:09.149
8 -	1:19.831 (2)	0.042	67.19	10:44:28.980
9 -	1:20.412	0.623	66.70	10:45:49.392
10 -	1:20.346	0.557	66.76	10:47:09.738
11 -	1:20.513	0.724	66.62	10:48:30.251
12 -	1:20.565	0.776	66.57	10:49:50.816
13 -	1:21.167	1.378	66.08	10:51:11.983
14 -	1:20.650	0.861	66.50	10:52:32.633
15 -	1:20.272	0.483	66.82	10:53:52.905
16 -	1:21.136	1.347	66.11	10:55:14.041

P15 73 Jon WOOD (M)				
LAP	LAP TIME	DIFF	MPH	TIME OF DAY
1 -	1:34.446	15.461	56.79	10:35:08.622
2 -	1:20.332	1.347	66.77	10:36:28.954
3 -	1:19.465 (2)	0.480	67.50	10:37:48.419
4 -	1:19.889	0.904	67.14	10:39:08.308
5 -	1:18.985 (1)		67.91	10:40:27.293
6 -	1:20.533	1.548	66.60	10:41:47.826
7 -	1:21.051	2.066	66.18	10:43:08.877
8 -	1:19.639 (3)	0.654	67.35	10:44:28.516
9 -	1:20.643	1.658	66.51	10:45:49.159
10 -	1:26.203	7.218	62.22	10:47:15.362
11 -	1:20.006	1.021	67.04	10:48:35.368
12 -	1:20.180	1.195	66.89	10:49:55.548
13 -	1:20.015	1.030	67.03	10:51:15.563
14 -	1:19.983	0.998	67.06	10:52:35.546
15 -	1:20.113	1.128	66.95	10:53:55.659
16 -	1:20.291	1.306	66.80	10:55:15.950

P16 78 Richard BARTLETT (M)				
LAP	LAP TIME	DIFF	MPH	TIME OF DAY
1 -	1:31.612	11.984	58.55	10:35:05.788
2 -	1:21.337	1.709	65.94	10:36:27.125
3 -	1:20.968	1.340	66.24	10:37:48.093
4 -	1:21.286	1.658	65.98	10:39:09.379
5 -	1:20.296	0.668	66.80	10:40:29.675
6 -	1:20.060	0.432	66.99	10:41:49.735
7 -	1:20.865	1.237	66.33	10:43:10.600
8 -	1:22.635	3.007	64.91	10:44:33.235
9 -	1:21.247	1.619	66.02	10:45:54.482
10 -	1:21.523	1.895	65.79	10:47:16.005
11 -	1:20.473	0.845	66.65	10:48:36.478
12 -	1:20.363	0.735	66.74	10:49:56.841
13 -	1:19.628 (1)		67.36	10:51:16.469
14 -	1:19.864 (2)	0.236	67.16	10:52:36.333
15 -	1:20.046 (3)	0.418	67.01	10:53:56.379
16 -	1:20.427	0.799	66.69	10:55:16.806

P17 20 Christopher GINN (M)				
LAP	LAP TIME	DIFF	MPH	TIME OF DAY
1 -	1:29.912	10.123	59.65	10:35:04.088
2 -	1:20.624	0.835	66.53	10:36:24.712

DIFF = Difference To Personal Best Lap

3 -	1:20.421	0.632	66.69	10:37:45.133
4 -	1:21.058	1.269	66.17	10:39:06.191
5 -	1:20.215	0.426	66.87	10:40:26.406
6 -	1:20.662	0.873	66.49	10:41:47.068
7 -	1:23.039	3.250	64.59	10:43:10.107
8 -	1:19.789 (1)		67.22	10:44:29.896
9 -	1:27.458	7.669	61.33	10:45:57.354
10 -	1:20.157	0.368	66.91	10:47:17.511
11 -	1:19.884 (2)	0.095	67.14	10:48:37.395
12 -	1:20.397	0.608	66.71	10:49:57.792
13 -	1:20.025	0.236	67.02	10:51:17.817
14 -	1:20.838	1.049	66.35	10:52:38.655
15 -	1:20.014 (3)	0.225	67.03	10:53:58.669
16 -	1:20.363	0.574	66.74	10:55:19.032

P18 312 Peter LANCASTER (M)				
LAP	LAP TIME	DIFF	MPH	TIME OF DAY
1 -	1:35.870	15.763	55.95	10:35:10.046
2 -	1:21.416	1.309	65.88	10:36:31.462
3 -	1:21.712	1.605	65.64	10:37:53.174
4 -	1:21.345	1.238	65.94	10:39:14.519
5 -	1:20.891	0.784	66.31	10:40:35.410
6 -	1:20.928	0.821	66.28	10:41:56.338
7 -	1:21.533	1.426	65.78	10:43:17.871
8 -	1:21.068	0.961	66.16	10:44:38.939
9 -	1:20.597	0.490	66.55	10:45:59.536
10 -	1:21.378	1.271	65.91	10:47:20.914
11 -	1:20.438 (2)	0.331	66.68	10:48:41.352
12 -	1:20.727	0.620	66.44	10:50:02.079
13 -	1:20.107 (1)		66.96	10:51:22.186
14 -	1:20.716	0.609	66.45	10:52:42.902
15 -	1:20.561 (3)	0.454	66.58	10:54:03.463
16 -	1:21.158	1.051	66.09	10:55:24.621

P19 46 David RICKARDS (M)				
LAP	LAP TIME	DIFF	MPH	TIME OF DAY
1 -	1:39.104	15.737	54.12	10:35:13.280
2 -	1:26.030	2.663	62.35	10:36:39.310
3 -	1:24.521	1.154	63.46	10:38:03.831
4 -	1:25.308	1.941	62.87	10:39:29.139
5 -	1:25.139	1.772	63.00	10:40:54.278
6 -	1:23.880	0.513	63.94	10:42:18.158
7 -	1:24.928	1.561	63.15	10:43:43.086
8 -	1:23.792	0.425	64.01	10:45:06.878
9 -	1:25.417	2.050	62.79	10:46:32.295
10 -	1:23.455 (3)	0.088	64.27	10:47:55.750
11 -	1:24.671	1.304	63.35	10:49:20.421
12 -	1:23.375 (2)	0.008	64.33	10:50:43.796
13 -	1:23.367 (1)		64.34	10:52:07.163
14 -	1:24.282	0.915	63.64	10:53:31.445
15 -	1:25.227	1.860	62.93	10:54:56.672

P20 34 Adam TYRRELL (M)				
LAP	LAP TIME	DIFF	MPH	TIME OF DAY
1 -	1:41.379	17.612	52.90	10:35:15.555
2 -	1:26.202	2.435	62.22	10:36:41.757
3 -	1:24.869	1.102	63.20	10:38:06.626
4 -	1:25.208	1.441	62.95	10:39:31.834
5 -	1:24.549	0.782	63.44	10:40:56.383
6 -	1:25.678	1.911	62.60	10:42:22.061
7 -	1:24.537	0.770	63.45	10:43:46.598
8 -	1:24.055 (3)	0.288	63.81	10:45:10.653

Pembrey Clubmans

Circuit Length = 1.4900 miles

Start: 10:33 Flag 10:54 End: 10:55

Weather / Track : Sunny / Dry

BRSCC Mazda MX-5 Championship - 2B

RACE 7 - LAP ANALYSIS


DIFF = Difference To Personal Best Lap

9 -	1:23.883 (2)	0.116	63.94	10:46:34.536
10 -	1:26.999	3.232	61.65	10:48:01.535
11 -	1:23.767 (1)		64.03	10:49:25.302
12 -	1:24.434	0.667	63.52	10:50:49.736
13 -	1:25.766	1.999	62.54	10:52:15.502
14 -	1:27.517	3.750	61.29	10:53:43.019
15 -	1:24.272	0.505	63.65	10:55:07.291

P21 65 William HAYDEN				
LAP	LAP TIME	DIFF	MPH	TIME OF DAY
1 -	1:26.274	5.910	62.17	10:35:00.450
2 -	1:22.742	2.378	64.82	10:36:23.192
3 -	1:22.525 (3)	2.161	64.99	10:37:45.717
4 -	1:43.549	23.185	51.80	10:39:29.266
5 -	1:20.364 (1)		66.74	10:40:49.630
6 -	1:20.940 (2)	0.576	66.27	10:42:10.570
7 -	1:29.568 P	9.204	59.88	10:43:40.138

BRSCC Mazda MX-5 Championship - 3A

RACE 11 - GRID (20 minutes)

ROW 11	21	45 Graham RUMSEY (M)	20	61 Richard BAXTER
ROW 10	19	13 Scott LEACH (M)	18	30 Dave TURTON
ROW 9	17	72 Matt LUFF	16	29 Adam CRAIG
ROW 8	15	40 Ben HANCY	14	55 Matt POLLARD
ROW 7	13	54 Marcus BAILEY (M)	12	93 Jack BREWER
ROW 6	11	23 Martin TOLLEY (M)	10	41 Joe WIGGIN
ROW 5	9	666 David WATERS	8	91 Tom SMITH
ROW 4	7	4 Adam BESSELL	6	63 Oliver ALLWOOD
ROW 3	5	77 Steve FODEN	4	33 Jason GREATREX (M)
ROW 2	3	5 John LANGRIDGE	2	71 Ben SHORT
ROW 1	1	1 Will BLACKWELL-CHAMBERS		
Pole				
				

Pembrey Clubmans
 Circuit Length = 1.4900 miles

These results are provisional until the conclusion of any judicial and technical matters.

Clerk Of Course :		Timekeeper :
-------------------	--	--------------

Results can be found at www.tsl-timing.com


Printed - 11:01 Sunday, 21 April 2019

BRSCC Mazda MX-5 Championship - 3B

RACE 13 - GRID (20 minutes)

ROW 11	21	65 William HAYDEN	20	34 Adam TYRRELL (M)
ROW 10	19	46 David RICKARDS (M)	18	312 Peter LANCASTER (M)
ROW 9	17	20 Christopher GINN (M)	16	78 Richard BARTLETT (M)
ROW 8	15	73 Jon WOOD (M)	14	90 Bruce ROBINSON (M)
ROW 7	13	80 Jack WILLMOTT	12	74 Clive CHISNALL (M)
ROW 6	11	43 Joseph WILLMOTT	10	60 Nick LE DOYEN (M)
ROW 5	9	3 Richard WOOTTEN	8	722 Alan HAWKINS (M)
ROW 4	7	96 Charles MUGGLESTONE	6	49 Oliver ROBINSON (M)
ROW 3	5	57 Oliver JENKINS	4	31 Bryn GRIFFITHS (M)
ROW 2	3	82 Michael KNIBBS	2	56 Thomas JENKINS
ROW 1	1	544 Jack MOODY		

Pole



Pembrey Clubmans
 Circuit Length = 1.4900 miles

These results are provisional until the conclusion of any judicial and technical matters.

Clerk Of Course :		Timekeeper :
-------------------	--	--------------

Results can be found at www.tsl-timing.com

Printed - 11:04 Sunday, 21 April 2019

BRSCC Mazda MX-5 Championship - 3A

RACE 11 - CLASSIFICATION

POS	NO	NAME	ENTRY	LAPS	TIME	GAP	DIFF	MPH	BEST	ON
1	5	John LANGRIDGE	Mazda MX-5 Mk1	16	20:37.127			69.37	1:15.979	7
2	71	Ben SHORT	Mazda MX-5 Mk1	16	20:37.464	0.337	0.337	69.35	1:16.447	14
3	77	Steve FODEN	Mazda MX-5 Mk1	16	20:38.622	1.495	1.158	69.28	1:16.086	4
4	33	Jason GREATREX (M)	Mazda MX-5 Mk1	16	20:38.878	1.751	0.256	69.27	1:16.310	7
5	4	Adam BESSELL	Mazda MX-5 Mk1	16	20:41.115	3.988	2.237	69.15	1:16.284	4
6	63	Oliver ALLWOOD	Mazda MX-5 Mk1	16	20:45.012	7.885	3.897	68.93	1:16.866	15
7	91	Tom SMITH	Mazda MX-5 Mk1	16	20:45.802	8.675	0.790	68.89	1:16.782	11
8	93	Jack BREWER	Mazda MX-5 Mk1	16	20:45.937	8.810	0.135	68.88	1:16.862	7
9	41	Joe WIGGIN	Mazda MX-5 Mk1	16	20:50.124	12.997	4.187	68.65	1:16.939	5
10	72	Matt LUFF	Mazda MX-5 Mk1	16	20:50.383	13.256	0.259	68.63	1:16.509	15
11	55	Matt POLLARD	Mazda MX-5 Mk1	16	21:02.104	24.977	11.721	68.00	1:17.029	4
12	23	Martin TOLLEY (M)	Mazda MX-5 Mk1	16	21:02.794	25.667	0.690	67.96	1:16.851	4
13	666	David WATERS	Mazda MX-5 Mk1	16	21:02.846	25.719	0.052	67.96	1:17.083	4
14	54	Marcus BAILEY (M)	Mazda MX-5 Mk1	16	21:02.945	25.818	0.099	67.95	1:17.227	8
15	30	Dave TURTON	Mazda MX-5 Mk1	16	21:03.595	26.468	0.650	67.92	1:17.471	8
16	29	Adam CRAIG	Mazda MX-5 Mk1	16	21:03.876	26.749	0.281	67.90	1:17.106	3
17	61	Richard BAXTER	Mazda MX-5 Mk1	16	21:06.635	29.508	2.759	67.75	1:17.644	3
18	13	Scott LEACH (M)	Mazda MX-5 Mk1	16	21:20.368	43.241	13.733	67.03	1:17.620	3
19	45	Graham RUMSEY (M)	Mazda MX-5 Mk1	16	21:27.253	50.126	6.885	66.67	1:18.433	4

NOT CLASSIFIED

DNF	1	Will BLACKWELL-CHAMBERS	Mazda MX-5 Mk1	6	8:05.921	10 Laps	10 Laps	66.23	1:16.159	4
DNF	40	Ben HANCY	Mazda MX-5 Mk1	1	1:28.643	15 Laps	5 Laps	60.51	1:28.643	1

FASTEST LAP

5	John LANGRIDGE	Mazda MX-5 Mk1	7	1:15.979	70.59 mph	113.61 kph
---	----------------	----------------	---	----------	-----------	------------

Weather / Track : Sunny / Dry

These results are provisional until the conclusion of any judicial and technical matters.

Pembrey Clubmans

Circuit Length = 1.4900 miles

Start: 13:16 Flag 13:37 End: 13:38

Clerk Of Course :

Timekeeper :

BRSCC Mazda MX-5 Championship - 3A

RACE 11 - LAP CHART

LAP 1 @ 13:17:52.861			LAP 2 @ 13:19:09.452			LAP 3 @ 13:20:26.238			LAP 4 @ 13:21:42.707			LAP 5 @ 13:22:59.243		
NO	BEHIND	LAP TIME	NO	BEHIND	LAP TIME	NO	BEHIND	LAP TIME	NO	BEHIND	LAP TIME	NO	BEHIND	LAP TIME
71		1:22.557	71		1:16.591	71		1:16.786	71		1:16.469	71		1:16.536
1	0.555	1:23.112	5	2.400	1:16.528	5	2.046	1:16.432	5	1.711	1:16.134	5	1.387	1:16.212
33	2.231	1:24.788	77	2.520	1:16.413	77	2.423	1:16.689	77	2.040	1:16.086	77	1.760	1:16.256
5	2.463	1:25.020	33	2.926	1:17.286	33	2.791	1:16.651	33	2.666	1:16.344	33	2.542	1:16.412
77	2.698	1:25.255	4	3.243	1:16.824	4	3.310	1:16.853	4	3.125	1:16.284	4	3.316	1:16.727
4	3.010	1:25.567	63	4.332	1:17.754	1	4.251	1:16.509	1	3.941	1:16.159	1	4.537	1:17.132
63	3.169	1:25.726	1	4.528	1:20.564	91	5.518	1:17.558	63	6.399	1:17.218	63	7.351	1:17.488
91	3.691	1:26.248	91	4.746	1:17.646	63	5.650	1:18.104	91	6.650	1:17.601	91	7.503	1:17.389
93	4.752	1:27.309	93	5.272	1:17.111	93	6.126	1:17.640	93	6.986	1:17.329	93	7.852	1:17.402
41	5.037	1:27.594	72	7.204	1:18.106	23	8.365	1:17.723	23	8.747	1:16.851	23	9.558	1:17.347
666	5.544	1:28.101	666	7.409	1:18.456	41	8.729	1:17.917	41	9.380	1:17.120	41	9.783	1:16.939
23	5.592	1:28.149	23	7.428	1:18.427	666	9.140	1:18.517	666	9.754	1:17.083	666	10.511	1:17.293
72	5.689	1:28.246	41	7.598	1:19.152	55	9.420	1:18.410	55	9.980	1:17.029	55	10.809	1:17.365
29	5.816	1:28.373	55	7.796	1:18.155	72	11.130	1:20.712	72	11.570	1:16.909	72	12.563	1:17.529
40	6.086	1:28.643	54	8.473	1:18.384	30	11.490	1:18.986	54	12.529	1:17.338	54	13.941	1:17.948
55	6.232	1:28.789	30	9.290	1:18.798	54	11.660	1:19.973	30	12.899	1:17.878	30	14.116	1:17.753
54	6.680	1:29.237	61	11.108	1:19.416	61	11.966	1:17.644	29	14.349	1:18.334	29	15.024	1:17.211
30	7.083	1:29.640	13	11.462	1:19.348	13	12.296	1:17.620	61	14.717	1:19.220	61	16.373	1:18.192
61	8.283	1:30.840	29	12.164	1:22.939	29	12.484	1:17.106	13	15.443	1:19.616	13	18.262	1:19.355
13	8.705	1:31.262	45	12.557	1:20.180	45	14.450	1:18.679	45	16.414	1:18.433	45	18.549	1:18.671
45	8.968	1:31.525												

Weather / Track : Sunny / Dry

Pembrey Clubmans

Circuit Length = 1.4900 miles

Start: 13:16 Flag 13:37 End: 13:38

BRSCC Mazda MX-5 Championship - 3A

RACE 11 - LAP CHART

LAP 6 @ 13:24:16.002			LAP 7 @ 13:25:32.491			LAP 8 @ 13:26:49.118			LAP 9 @ 13:28:05.994			LAP 10 @ 13:29:23.282		
NO	BEHIND	LAP TIME	NO	BEHIND	LAP TIME	NO	BEHIND	LAP TIME	NO	BEHIND	LAP TIME	NO	BEHIND	LAP TIME
71		1:16.759	71		1:16.489	71		1:16.627	71		1:16.876	5		1:16.880
5	0.875	1:16.247	5	0.365	1:15.979	5	0.275	1:16.537	5	0.408	1:17.009	71	0.248	1:17.536
77	1.395	1:16.394	77	1.239	1:16.333	77	1.227	1:16.615	77	0.845	1:16.494	77	0.504	1:16.947
33	2.559	1:16.776	33	2.380	1:16.310	33	2.385	1:16.632	33	1.969	1:16.460	33	1.679	1:16.998
4	3.521	1:16.964	4	4.523	1:17.491	4	5.070	1:17.174	4	5.486	1:17.292	4	5.237	1:17.039
63	8.240	1:17.648	63	8.694	1:16.943	63	9.112	1:17.045	63	9.490	1:17.254	63	9.121	1:16.919
91	8.619	1:17.875	91	9.101	1:16.971	91	9.607	1:17.133	91	10.053	1:17.322	91	9.681	1:16.916
93	8.995	1:17.902	93	9.368	1:16.862	93	9.908	1:17.167	93	10.397	1:17.365	93	10.014	1:16.905
23	10.694	1:17.895	41	11.684	1:17.070	41	12.148	1:17.091	41	12.615	1:17.343	41	12.763	1:17.436
41	11.103	1:18.079	23	12.081	1:17.876	23	12.886	1:17.432	666	14.400	1:18.099	72	15.366	1:17.875
666	11.540	1:17.788	666	12.671	1:17.620	666	13.177	1:17.133	23	14.580	1:18.570	666	16.717	1:19.605
55	11.682	1:17.632	55	12.882	1:17.689	55	13.340	1:17.085	72	14.779	1:17.842	23	16.928	1:19.636
72	12.575	1:16.771	72	13.570	1:17.484	72	13.813	1:16.870	55	14.951	1:18.487	54	17.707	1:18.391
54	14.741	1:17.559	54	15.593	1:17.341	54	16.193	1:17.227	54	16.604	1:17.287	55	17.853	1:20.190
29	15.518	1:17.253	29	16.590	1:17.561	29	17.500	1:17.537	29	18.324	1:17.700	29	18.956	1:17.920
30	15.863	1:18.506	30	17.147	1:17.773	30	17.991	1:17.471	30	18.652	1:17.537	30	19.344	1:17.980
61	17.371	1:17.757	61	19.318	1:18.436	61	21.058	1:18.367	61	22.227	1:18.045	61	23.061	1:18.122
1	20.223	1:32.445 P	13	23.283	1:19.203	13	25.315	1:18.659	13	27.464	1:19.025	13	29.130	1:18.954
13	20.569	1:19.066	45	23.821	1:19.035	45	26.344	1:19.150	45	29.221	1:19.753	45	31.172	1:19.239
45	21.275	1:19.485												

Weather / Track : Sunny / Dry

Results can be found at www.tsl-timing.com

Page 2 of 4

Pembrey Clubmans

Circuit Length = 1.4900 miles

Start: 13:16 Flag 13:37 End: 13:38

Printed - 13:39 Sunday, 21 April 2019

BRSCC Mazda MX-5 Championship - 3A

RACE 11 - LAP CHART

LAP 11 @ 13:30:41.130			LAP 12 @ 13:31:58.470			LAP 13 @ 13:33:15.097			LAP 14 @ 13:34:32.053			LAP 15 @ 13:35:49.133		
NO	BEHIND	LAP TIME	NO	BEHIND	LAP TIME	NO	BEHIND	LAP TIME	NO	BEHIND	LAP TIME	NO	BEHIND	LAP TIME
5		1:17.848	5		1:17.340	5		1:16.627	5		1:16.956	5		1:17.080
71	0.188	1:17.788	71	0.559	1:17.711	71	0.664	1:16.732	71	0.155	1:16.447	71	0.231	1:17.156
77	0.871	1:18.215	77	1.171	1:17.640	77	1.413	1:16.869	77	1.634	1:17.177	77	2.578	1:18.024
33	1.052	1:17.221	33	1.308	1:17.596	33	1.667	1:16.986	33	1.787	1:17.076	33	3.310	1:18.603
4	4.766	1:17.377	4	4.709	1:17.283	4	5.297	1:17.215	4	5.726	1:17.385	4	5.541	1:16.895
63	8.358	1:17.085	63	8.108	1:17.090	63	8.553	1:17.072	63	8.682	1:17.085	63	8.468	1:16.866
91	8.615	1:16.782	91	8.450	1:17.175	91	8.876	1:17.053	91	8.851	1:16.931	91	8.894	1:17.123
93	9.416	1:17.250	93	9.343	1:17.267	93	9.735	1:17.019	93	9.756	1:16.977	93	9.548	1:16.872
41	12.450	1:17.535	41	12.535	1:17.425	41	13.296	1:17.388	41	13.756	1:17.416	41	13.776	1:17.100
72	14.626	1:17.108	72	14.499	1:17.213	72	14.771	1:16.899	72	14.990	1:17.175	72	14.419	1:16.509
23	17.617	1:18.537	55	19.577	1:18.667	55	21.094	1:18.144	23	23.034	1:18.460	23	24.498	1:18.544
666	17.862	1:18.993	23	19.937	1:19.660	23	21.530	1:18.220	55	23.478	1:19.340	55	24.645	1:18.247
54	18.111	1:18.252	54	20.218	1:19.447	54	21.864	1:18.273	666	24.261	1:18.663	666	25.392	1:18.211
55	18.250	1:18.245	29	20.345	1:19.053	666	22.554	1:18.693	54	24.494	1:19.586	54	26.187	1:18.773
29	18.632	1:17.524	666	20.488	1:19.966	30	23.386	1:19.354	30	24.507	1:18.077	30	26.505	1:19.078
30	19.141	1:17.645	30	20.659	1:18.858	29	23.870	1:20.152	29	24.622	1:17.708	29	26.641	1:19.099
61	23.556	1:18.343	61	25.115	1:18.899	61	27.202	1:18.714	61	28.418	1:18.172	61	29.589	1:18.251
13	30.435	1:19.153	13	32.478	1:19.383	13	35.557	1:19.706	13	37.967	1:19.366	13	41.138	1:20.251
45	34.329	1:21.005	45	37.270	1:20.281	45	41.406	1:20.763	45	44.939	1:20.489	45	47.819	1:19.960

Weather / Track : Sunny / Dry

Results can be found at www.tsl-timing.com

Page 3 of 4

Pembrey Clubmans

Circuit Length = 1.4900 miles

Start: 13:16 Flag 13:37 End: 13:38

Printed - 13:39 Sunday, 21 April 2019

BRSCC Mazda MX-5 Championship - 3A

RACE 11 - LAP CHART

LAP 16 @ 13:37:07.431

NO	BEHIND	LAP TIME
5		1:18.298
71	0.337	1:18.404
77	1.495	1:17.215
33	1.751	1:16.739
4	3.988	1:16.745
63	7.885	1:17.715
91	8.675	1:18.079
93	8.810	1:17.560
41	12.997	1:17.519
72	13.256	1:17.135
55	24.977	1:18.630
23	25.667	1:19.467
666	25.719	1:18.625
54	25.818	1:17.929
30	26.468	1:18.261
29	26.749	1:18.406
61	29.508	1:18.217
13	43.241	1:20.401
45	50.126	1:20.605

Weather / Track : Sunny / Dry

Results can be found at www.tsl-timing.com

Page 4 of 4

Pembrey Clubmans
Circuit Length = 1.4900 miles
Start: 13:16 Flag 13:37 End: 13:38

Printed - 13:39 Sunday, 21 April 2019

BRSCC Mazda MX-5 Championship - 3A

RACE 11 - LAP ANALYSIS

DIFF = Difference To Personal Best Lap

P1 5 John LANGRIDGE				
LAP	LAP TIME	DIFF	MPH	TIME OF DAY
1 -	1:25.020	9.041	63.09	13:17:55.324
2 -	1:16.528	0.549	70.09	13:19:11.852
3 -	1:16.432	0.453	70.18	13:20:28.284
4 -	1:16.134 (2)	0.155	70.45	13:21:44.418
5 -	1:16.212 (3)	0.233	70.38	13:23:00.630
6 -	1:16.247	0.268	70.35	13:24:16.877
7 -	1:15.979 (1)		70.59	13:25:32.856
8 -	1:16.537	0.558	70.08	13:26:49.393
9 -	1:17.009	1.030	69.65	13:28:06.402
10 -	1:16.880	0.901	69.77	13:29:23.282
11 -	1:17.848	1.869	68.90	13:30:41.130
12 -	1:17.340	1.361	69.35	13:31:58.470
13 -	1:16.627	0.648	70.00	13:33:15.097
14 -	1:16.956	0.977	69.70	13:34:32.053
15 -	1:17.080	1.101	69.59	13:35:49.133
16 -	1:18.298	2.319	68.50	13:37:07.431

P2 71 Ben SHORT				
LAP	LAP TIME	DIFF	MPH	TIME OF DAY
1 -	1:22.557	6.110	64.97	13:17:52.861
2 -	1:16.591	0.144	70.03	13:19:09.452
3 -	1:16.786	0.339	69.85	13:20:26.238
4 -	1:16.469 (2)	0.022	70.14	13:21:42.707
5 -	1:16.536	0.089	70.08	13:22:59.243
6 -	1:16.759	0.312	69.88	13:24:16.002
7 -	1:16.489 (3)	0.042	70.12	13:25:32.491
8 -	1:16.627	0.180	70.00	13:26:49.118
9 -	1:16.876	0.429	69.77	13:28:05.994
10 -	1:17.536	1.089	69.18	13:29:23.530
11 -	1:17.788	1.341	68.95	13:30:41.318
12 -	1:17.711	1.264	69.02	13:31:59.029
13 -	1:16.732	0.285	69.90	13:33:15.761
14 -	1:16.447 (1)		70.16	13:34:32.208
15 -	1:17.156	0.709	69.52	13:35:49.364
16 -	1:18.404	1.957	68.41	13:37:07.768

P3 77 Steve FODEN				
LAP	LAP TIME	DIFF	MPH	TIME OF DAY
1 -	1:25.255	9.169	62.91	13:17:55.559
2 -	1:16.413	0.327	70.19	13:19:11.972
3 -	1:16.689	0.603	69.94	13:20:28.661
4 -	1:16.086 (1)		70.49	13:21:44.747
5 -	1:16.256 (2)	0.170	70.34	13:23:01.003
6 -	1:16.394	0.308	70.21	13:24:17.397
7 -	1:16.333 (3)	0.247	70.27	13:25:33.730
8 -	1:16.615	0.529	70.01	13:26:50.345
9 -	1:16.494	0.408	70.12	13:28:06.839
10 -	1:16.947	0.861	69.71	13:29:23.786
11 -	1:18.215	2.129	68.58	13:30:42.001
12 -	1:17.640	1.554	69.08	13:31:59.641
13 -	1:16.869	0.783	69.78	13:33:16.510
14 -	1:17.177	1.091	69.50	13:34:33.687
15 -	1:18.024	1.938	68.74	13:35:51.711
16 -	1:17.215	1.129	69.46	13:37:08.926

P4 33 Jason GREATREX (M)				
LAP	LAP TIME	DIFF	MPH	TIME OF DAY
1 -	1:24.788	8.478	63.26	13:17:55.092
2 -	1:17.286	0.976	69.40	13:19:12.378

DIFF = Difference To Personal Best Lap

3 -	1:16.651	0.341	69.97	13:20:29.029
4 -	1:16.344 (2)	0.034	70.26	13:21:45.373
5 -	1:16.412 (3)	0.102	70.19	13:23:01.785
6 -	1:16.776	0.466	69.86	13:24:18.561
7 -	1:16.310 (1)		70.29	13:25:34.871
8 -	1:16.632	0.322	69.99	13:26:51.503
9 -	1:16.460	0.150	70.15	13:28:07.963
10 -	1:16.998	0.688	69.66	13:29:24.961
11 -	1:17.221	0.911	69.46	13:30:42.182
12 -	1:17.596	1.286	69.12	13:31:59.778
13 -	1:16.986	0.676	69.67	13:33:16.764
14 -	1:17.076	0.766	69.59	13:34:33.840
15 -	1:18.603	2.293	68.24	13:35:52.443
16 -	1:16.739	0.429	69.89	13:37:09.182

P5 4 Adam BESSELL				
LAP	LAP TIME	DIFF	MPH	TIME OF DAY
1 -	1:25.567	9.283	62.68	13:17:55.871
2 -	1:16.824	0.540	69.82	13:19:12.695
3 -	1:16.853	0.569	69.79	13:20:29.548
4 -	1:16.284 (1)		70.31	13:21:45.832
5 -	1:16.727 (2)	0.443	69.91	13:23:02.559
6 -	1:16.964	0.680	69.69	13:24:19.523
7 -	1:17.491	1.207	69.22	13:25:37.014
8 -	1:17.174	0.890	69.50	13:26:54.188
9 -	1:17.292	1.008	69.39	13:28:11.480
10 -	1:17.039	0.755	69.62	13:29:28.519
11 -	1:17.377	1.093	69.32	13:30:45.896
12 -	1:17.283	0.999	69.40	13:32:03.179
13 -	1:17.215	0.931	69.46	13:33:20.394
14 -	1:17.385	1.101	69.31	13:34:37.779
15 -	1:16.895	0.611	69.75	13:35:54.674
16 -	1:16.745 (3)	0.461	69.89	13:37:11.419

P6 63 Oliver ALLWOOD				
LAP	LAP TIME	DIFF	MPH	TIME OF DAY
1 -	1:25.726	8.860	62.57	13:17:56.030
2 -	1:17.754	0.888	68.98	13:19:13.784
3 -	1:18.104	1.238	68.67	13:20:31.888
4 -	1:17.218	0.352	69.46	13:21:49.106
5 -	1:17.488	0.622	69.22	13:23:06.594
6 -	1:17.648	0.782	69.08	13:24:24.242
7 -	1:16.943 (3)	0.077	69.71	13:25:41.185
8 -	1:17.045	0.179	69.62	13:26:58.230
9 -	1:17.254	0.388	69.43	13:28:15.484
10 -	1:16.919 (2)	0.053	69.73	13:29:32.403
11 -	1:17.085	0.219	69.58	13:30:49.488
12 -	1:17.090	0.224	69.58	13:32:06.578
13 -	1:17.072	0.206	69.59	13:33:23.650
14 -	1:17.085	0.219	69.58	13:34:40.735
15 -	1:16.866 (1)		69.78	13:35:57.601
16 -	1:17.715	0.849	69.02	13:37:15.316

P7 91 Tom SMITH				
LAP	LAP TIME	DIFF	MPH	TIME OF DAY
1 -	1:26.248	9.466	62.19	13:17:56.552
2 -	1:17.646	0.864	69.08	13:19:14.198
3 -	1:17.558	0.776	69.16	13:20:31.756
4 -	1:17.601	0.819	69.12	13:21:49.357
5 -	1:17.389	0.607	69.31	13:23:06.746
6 -	1:17.875	1.093	68.87	13:24:24.621
7 -	1:16.971	0.189	69.68	13:25:41.592

Pembrey Clubmans

Circuit Length = 1.4900 miles

Start: 13:16 Flag 13:37 End: 13:38

Weather / Track : Sunny / Dry

BRSCC Mazda MX-5 Championship - 3A

RACE 11 - LAP ANALYSIS

DIFF = Difference To Personal Best Lap

8 -	1:17.133	0.351	69.54	13:26:58.725
9 -	1:17.322	0.540	69.37	13:28:16.047
10 -	1:16.916 (2)	0.134	69.73	13:29:32.963
11 -	1:16.782 (1)		69.86	13:30:49.745
12 -	1:17.175	0.393	69.50	13:32:06.920
13 -	1:17.053	0.271	69.61	13:33:23.973
14 -	1:16.931 (3)	0.149	69.72	13:34:40.904
15 -	1:17.123	0.341	69.55	13:35:58.027
16 -	1:18.079	1.297	68.69	13:37:16.106

P8 93 Jack BREWER

LAP	LAP TIME	DIFF	MPH	TIME OF DAY
1 -	1:27.309	10.447	61.43	13:17:57.613
2 -	1:17.111	0.249	69.56	13:19:14.724
3 -	1:17.640	0.778	69.08	13:20:32.364
4 -	1:17.329	0.467	69.36	13:21:49.693
5 -	1:17.402	0.540	69.30	13:23:07.095
6 -	1:17.902	1.040	68.85	13:24:24.997
7 -	1:16.862 (1)		69.78	13:25:41.859
8 -	1:17.167	0.305	69.51	13:26:59.026
9 -	1:17.365	0.503	69.33	13:28:16.391
10 -	1:16.905 (3)	0.043	69.74	13:29:33.296
11 -	1:17.250	0.388	69.43	13:30:50.546
12 -	1:17.267	0.405	69.42	13:32:07.813
13 -	1:17.019	0.157	69.64	13:33:24.832
14 -	1:16.977	0.115	69.68	13:34:41.809
15 -	1:16.872 (2)	0.010	69.77	13:35:58.681
16 -	1:17.560	0.698	69.15	13:37:16.241

P9 41 Joe WIGGIN

LAP	LAP TIME	DIFF	MPH	TIME OF DAY
1 -	1:27.594	10.655	61.23	13:17:57.898
2 -	1:19.152	2.213	67.76	13:19:17.050
3 -	1:17.917	0.978	68.84	13:20:34.967
4 -	1:17.120	0.181	69.55	13:21:52.087
5 -	1:16.939 (1)		69.71	13:23:09.026
6 -	1:18.079	1.140	68.69	13:24:27.105
7 -	1:17.070 (2)	0.131	69.59	13:25:44.175
8 -	1:17.091 (3)	0.152	69.58	13:27:01.266
9 -	1:17.343	0.404	69.35	13:28:18.609
10 -	1:17.436	0.497	69.27	13:29:36.045
11 -	1:17.535	0.596	69.18	13:30:53.580
12 -	1:17.425	0.486	69.27	13:32:11.005
13 -	1:17.388	0.449	69.31	13:33:28.393
14 -	1:17.416	0.477	69.28	13:34:45.809
15 -	1:17.100	0.161	69.57	13:36:02.909
16 -	1:17.519	0.580	69.19	13:37:20.428

P10 72 Matt LUFF

LAP	LAP TIME	DIFF	MPH	TIME OF DAY
1 -	1:28.246	11.737	60.78	13:17:58.550
2 -	1:18.106	1.597	68.67	13:19:16.656
3 -	1:20.712	4.203	66.45	13:20:37.368
4 -	1:16.909	0.400	69.74	13:21:54.277
5 -	1:17.529	1.020	69.18	13:23:11.806
6 -	1:16.771 (2)	0.262	69.87	13:24:28.577
7 -	1:17.484	0.975	69.22	13:25:46.061
8 -	1:16.870 (3)	0.361	69.78	13:27:02.931
9 -	1:17.842	1.333	68.90	13:28:20.773
10 -	1:17.875	1.366	68.87	13:29:38.648
11 -	1:17.108	0.599	69.56	13:30:55.756
12 -	1:17.213	0.704	69.47	13:32:12.969

DIFF = Difference To Personal Best Lap

13 -	1:16.899	0.390	69.75	13:33:29.868
14 -	1:17.175	0.666	69.50	13:34:47.043
15 -	1:16.509 (1)		70.10	13:36:03.552
16 -	1:17.135	0.626	69.54	13:37:20.687

P11 55 Matt POLLARD

LAP	LAP TIME	DIFF	MPH	TIME OF DAY
1 -	1:28.789	11.760	60.41	13:17:59.093
2 -	1:18.155	1.126	68.63	13:19:17.248
3 -	1:18.410	1.381	68.40	13:20:35.658
4 -	1:17.029 (1)		69.63	13:21:52.687
5 -	1:17.365 (3)	0.336	69.33	13:23:10.052
6 -	1:17.632	0.603	69.09	13:24:27.684
7 -	1:17.689	0.660	69.04	13:25:45.373
8 -	1:17.085 (2)	0.056	69.58	13:27:02.458
9 -	1:18.487	1.458	68.34	13:28:20.945
10 -	1:20.190	3.161	66.89	13:29:41.135
11 -	1:18.245	1.216	68.55	13:30:59.380
12 -	1:18.667	1.638	68.18	13:32:18.047
13 -	1:18.144	1.115	68.64	13:33:36.191
14 -	1:19.340	2.311	67.60	13:34:55.531
15 -	1:18.247	1.218	68.55	13:36:13.778
16 -	1:18.630	1.601	68.21	13:37:32.408

P12 23 Martin TOLLEY (M)

LAP	LAP TIME	DIFF	MPH	TIME OF DAY
1 -	1:28.149	11.298	60.85	13:17:58.453
2 -	1:18.427	1.576	68.39	13:19:16.880
3 -	1:17.723	0.872	69.01	13:20:34.603
4 -	1:16.851 (1)		69.79	13:21:51.454
5 -	1:17.347 (2)	0.496	69.34	13:23:08.801
6 -	1:17.895	1.044	68.86	13:24:26.696
7 -	1:17.876	1.025	68.87	13:25:44.572
8 -	1:17.432 (3)	0.581	69.27	13:27:02.004
9 -	1:18.570	1.719	68.27	13:28:20.574
10 -	1:19.636	2.785	67.35	13:29:40.210
11 -	1:18.537	1.686	68.29	13:30:58.747
12 -	1:19.660	2.809	67.33	13:32:18.407
13 -	1:18.220	1.369	68.57	13:33:36.627
14 -	1:18.460	1.609	68.36	13:34:55.087
15 -	1:18.544	1.693	68.29	13:36:13.631
16 -	1:19.467	2.616	67.49	13:37:33.098

P13 666 David WATERS

LAP	LAP TIME	DIFF	MPH	TIME OF DAY
1 -	1:28.101	11.018	60.88	13:17:58.405
2 -	1:18.456	1.373	68.36	13:19:16.861
3 -	1:18.517	1.434	68.31	13:20:35.378
4 -	1:17.083 (1)		69.58	13:21:52.461
5 -	1:17.293 (3)	0.210	69.39	13:23:09.754
6 -	1:17.788	0.705	68.95	13:24:27.542
7 -	1:17.620	0.537	69.10	13:25:45.162
8 -	1:17.133 (2)	0.050	69.54	13:27:02.295
9 -	1:18.099	1.016	68.68	13:28:20.394
10 -	1:19.605	2.522	67.38	13:29:39.999
11 -	1:18.993	1.910	67.90	13:30:58.992
12 -	1:19.966	2.883	67.07	13:32:18.958
13 -	1:18.693	1.610	68.16	13:33:37.651
14 -	1:18.663	1.580	68.18	13:34:56.314
15 -	1:18.211	1.128	68.58	13:36:14.525
16 -	1:18.625	1.542	68.22	13:37:33.150

Weather / Track : Sunny / Dry

Pembrey Clubmans

Circuit Length = 1.4900 miles

Start: 13:16 Flag 13:37 End: 13:38

BRSCC Mazda MX-5 Championship - 3A

RACE 11 - LAP ANALYSIS

DIFF = Difference To Personal Best Lap

P14 54 Marcus BAILEY (M)				
LAP	LAP TIME	DIFF	MPH	TIME OF DAY
1 -	1:29.237	12.010	60.10	13:17:59.541
2 -	1:18.384	1.157	68.43	13:19:17.925
3 -	1:19.973	2.746	67.07	13:20:37.898
4 -	1:17.338 (3)	0.111	69.35	13:21:55.236
5 -	1:17.948	0.721	68.81	13:23:13.184
6 -	1:17.559	0.332	69.16	13:24:30.743
7 -	1:17.341	0.114	69.35	13:25:48.084
8 -	1:17.227 (1)		69.45	13:27:05.311
9 -	1:17.287 (2)	0.060	69.40	13:28:22.598
10 -	1:18.391	1.164	68.42	13:29:40.989
11 -	1:18.252	1.025	68.54	13:30:59.241
12 -	1:19.447	2.220	67.51	13:32:18.688
13 -	1:18.273	1.046	68.52	13:33:36.961
14 -	1:19.586	2.359	67.39	13:34:56.547
15 -	1:18.773	1.546	68.09	13:36:15.320
16 -	1:17.929	0.702	68.83	13:37:33.249

P15 30 Dave TURTON				
LAP	LAP TIME	DIFF	MPH	TIME OF DAY
1 -	1:29.640	12.169	59.83	13:17:59.944
2 -	1:18.798	1.327	68.07	13:19:18.742
3 -	1:18.986	1.515	67.91	13:20:37.728
4 -	1:17.878	0.407	68.87	13:21:55.606
5 -	1:17.753	0.282	68.98	13:23:13.359
6 -	1:18.506	1.035	68.32	13:24:31.865
7 -	1:17.773	0.302	68.96	13:25:49.638
8 -	1:17.471 (1)		69.23	13:27:07.109
9 -	1:17.537 (2)	0.066	69.17	13:28:24.646
10 -	1:17.980	0.509	68.78	13:29:42.626
11 -	1:17.645 (3)	0.174	69.08	13:31:00.271
12 -	1:18.858	1.387	68.02	13:32:19.129
13 -	1:19.354	1.883	67.59	13:33:38.483
14 -	1:18.077	0.606	68.70	13:34:56.560
15 -	1:19.078	1.607	67.83	13:36:15.638
16 -	1:18.261	0.790	68.53	13:37:33.899

P16 29 Adam CRAIG				
LAP	LAP TIME	DIFF	MPH	TIME OF DAY
1 -	1:28.373	11.267	60.69	13:17:58.677
2 -	1:22.939	5.833	64.67	13:19:21.616
3 -	1:17.106 (1)		69.56	13:20:38.722
4 -	1:18.334	1.228	68.47	13:21:57.056
5 -	1:17.211 (2)	0.105	69.47	13:23:14.267
6 -	1:17.253 (3)	0.147	69.43	13:24:31.520
7 -	1:17.561	0.455	69.15	13:25:49.081
8 -	1:17.537	0.431	69.17	13:27:06.618
9 -	1:17.700	0.594	69.03	13:28:24.318
10 -	1:17.920	0.814	68.83	13:29:42.238
11 -	1:17.524	0.418	69.19	13:30:59.762
12 -	1:19.053	1.947	67.85	13:32:18.815
13 -	1:20.152	3.046	66.92	13:33:38.967
14 -	1:17.708	0.602	69.02	13:34:56.675
15 -	1:19.099	1.993	67.81	13:36:15.774
16 -	1:18.406	1.300	68.41	13:37:34.180

P17 61 Richard BAXTER				
LAP	LAP TIME	DIFF	MPH	TIME OF DAY
1 -	1:30.840	13.196	59.04	13:18:01.144
2 -	1:19.416	1.772	67.54	13:19:20.560

DIFF = Difference To Personal Best Lap

3 -	1:17.644 (1)		69.08	13:20:38.204
4 -	1:19.220	1.576	67.71	13:21:57.424
5 -	1:18.192	0.548	68.60	13:23:15.616
6 -	1:17.757 (2)	0.113	68.98	13:24:33.373
7 -	1:18.436	0.792	68.38	13:25:51.809
8 -	1:18.367	0.723	68.44	13:27:10.176
9 -	1:18.045 (3)	0.401	68.72	13:28:28.221
10 -	1:18.122	0.478	68.66	13:29:46.343
11 -	1:18.343	0.699	68.46	13:31:04.686
12 -	1:18.899	1.255	67.98	13:32:23.585
13 -	1:18.714	1.070	68.14	13:33:42.299
14 -	1:18.172	0.528	68.61	13:35:00.471
15 -	1:18.251	0.607	68.54	13:36:18.722
16 -	1:18.217	0.573	68.57	13:37:36.939

P18 13 Scott LEACH (M)				
LAP	LAP TIME	DIFF	MPH	TIME OF DAY
1 -	1:31.262	13.642	58.77	13:18:01.566
2 -	1:19.348	1.728	67.60	13:19:20.914
3 -	1:17.620 (1)		69.10	13:20:38.534
4 -	1:19.616	1.996	67.37	13:21:58.150
5 -	1:19.355	1.735	67.59	13:23:17.505
6 -	1:19.066	1.446	67.84	13:24:36.571
7 -	1:19.203	1.583	67.72	13:25:55.774
8 -	1:18.659 (2)	1.039	68.19	13:27:14.433
9 -	1:19.025	1.405	67.87	13:28:33.458
10 -	1:18.954 (3)	1.334	67.93	13:29:52.412
11 -	1:19.153	1.533	67.76	13:31:11.565
12 -	1:19.383	1.763	67.57	13:32:30.948
13 -	1:19.706	2.086	67.29	13:33:50.654
14 -	1:19.366	1.746	67.58	13:35:10.020
15 -	1:20.251	2.631	66.84	13:36:30.271
16 -	1:20.401	2.781	66.71	13:37:50.672

P19 45 Graham RUMSEY (M)				
LAP	LAP TIME	DIFF	MPH	TIME OF DAY
1 -	1:31.525	13.092	58.60	13:18:01.829
2 -	1:20.180	1.747	66.89	13:19:22.009
3 -	1:18.679 (3)	0.246	68.17	13:20:40.688
4 -	1:18.433 (1)		68.38	13:21:59.121
5 -	1:18.671 (2)	0.238	68.18	13:23:17.792
6 -	1:19.485	1.052	67.48	13:24:37.277
7 -	1:19.035	0.602	67.86	13:25:56.312
8 -	1:19.150	0.717	67.77	13:27:15.462
9 -	1:19.753	1.320	67.25	13:28:35.215
10 -	1:19.239	0.806	67.69	13:29:54.454
11 -	1:21.005	2.572	66.21	13:31:15.459
12 -	1:20.281	1.848	66.81	13:32:35.740
13 -	1:20.763	2.330	66.41	13:33:56.503
14 -	1:20.489	2.056	66.64	13:35:16.992
15 -	1:19.960	1.527	67.08	13:36:36.952
16 -	1:20.605	2.172	66.54	13:37:57.557

P20 1 Will BLACKWELL-CHAMBERS				
LAP	LAP TIME	DIFF	MPH	TIME OF DAY
1 -	1:23.112	6.953	64.53	13:17:53.416
2 -	1:20.564	4.405	66.58	13:19:13.980
3 -	1:16.509 (2)	0.350	70.10	13:20:30.489
4 -	1:16.159 (1)		70.43	13:21:46.648
5 -	1:17.132 (3)	0.973	69.54	13:23:03.780
6 -	1:32.445 P	16.286	58.02	13:24:36.225

Weather / Track : Sunny / Dry

Pembrey Clubmans

Circuit Length = 1.4900 miles

Start: 13:16 Flag 13:37 End: 13:38

BRSCC Mazda MX-5 Championship - 3A

RACE 11 - LAP ANALYSIS

DIFF = Difference To Personal Best Lap

P21 40 Ben HANCY				
LAP	LAP TIME	DIFF	MPH	TIME OF DAY
1 -	1:28.643 (1)		60.51	13:17:58.947

BRSCC Mazda MX-5 Championship - 3B

RACE 13 - CLASSIFICATION

POS	NO	NAME	ENTRY	LAPS	TIME	GAP	DIFF	MPH	BEST	ON
1	544	Jack MOODY	Mazda MX-5 Mk1	16	20:57.699			68.23	1:17.661	8
2	82	Michael KNIBBS	Mazda MX-5 Mk1	16	20:58.554	0.855	0.855	68.19	1:17.640	14
3	56	Thomas JENKINS	Mazda MX-5 Mk1	16	21:02.205	4.506	3.651	67.99	1:17.794	14
4	65	William HAYDEN	Mazda MX-5 Mk1	16	21:06.138	8.439	3.933	67.78	1:17.152	9
5	57	Oliver JENKINS	Mazda MX-5 Mk1	16	21:10.126	12.427	3.988	67.57	1:18.078	8
6	722	Alan HAWKINS (M)	Mazda MX-5 Mk1	16	21:13.966	16.267	3.840	67.36	1:17.966	11
7	49	Oliver ROBINSON (M)	Mazda MX-5 Mk1	16	21:14.107	16.408	0.141	67.36	1:18.176	11
8	31	Bryn GRIFFITHS (M)	Mazda MX-5 Mk1	16	21:15.262	17.563	1.155	67.29	1:17.923	15
9	43	Joseph WILLMOTT	Mazda MX-5 Mk1	16	21:31.279	33.580	16.017	66.46	1:18.735	3
10	96	Charles MUGGLESTONE	Mazda MX-5 Mk1	16	21:33.555	35.856	2.276	66.34	1:18.222	7
11	74	Clive CHISNALL (M)	Mazda MX-5 Mk1	16	21:37.050	39.351	3.495	66.16	1:18.985	6
12	90	Bruce ROBINSON (M)	Mazda MX-5 Mk1	16	21:41.985	44.286	4.935	65.91	1:19.372	4
13	80	Jack WILLMOTT	Mazda MX-5 Mk1	16	21:47.723	50.024	5.738	65.62	1:19.264	3
14	60	Nick LE DOYEN (M)	Mazda MX-5 Mk1	16	21:50.231	52.532	2.508	65.50	1:18.496	6
15	20	Christopher GINN (M)	Mazda MX-5 Mk1	16	21:54.008	56.309	3.777	65.31	1:19.802	6
16	78	Richard BARTLETT (M)	Mazda MX-5 Mk1	16	21:56.503	58.804	2.495	65.19	1:20.479	13
17	73	Jon WOOD (M)	Mazda MX-5 Mk1	16	22:03.889	1:06.190	7.386	64.82	1:19.256	6
18	46	David RICKARDS (M)	Mazda MX-5 Mk1	15	21:27.770	1 Lap	1 Lap	62.48	1:23.435	15
19	3	Richard WOOTTEN	Mazda MX-5 Mk1	15	21:37.446	1 Lap	9.676	62.01	1:18.409	13

NOT CLASSIFIED

DNF	312	Peter LANCASTER (M)	Mazda MX-5 Mk1	12	17:02.342	4 Laps	3 Laps	62.96	1:20.024	6
-----	-----	---------------------	----------------	----	-----------	--------	--------	-------	----------	---

FASTEST LAP

65	William HAYDEN	Mazda MX-5 Mk1	9	1:17.152	69.52 mph	111.88 kph
----	----------------	----------------	---	----------	-----------	------------

Weather / Track : Sunny / Dry

These results are provisional until the conclusion of any judicial and technical matters.

Pembrey Clubmans

Circuit Length = 1.4900 miles

Start: 14:08 Flag 14:29 End: 14:30

Clerk Of Course :

Timekeeper :

BRSCC Mazda MX-5 Championship - 3B

RACE 13 - LAP CHART

LAP 1 @ 14:09:39.330			LAP 2 @ 14:10:57.645			LAP 3 @ 14:12:15.590			LAP 4 @ 14:13:33.709			LAP 5 @ 14:14:52.048		
NO	BEHIND	LAP TIME	NO	BEHIND	LAP TIME	NO	BEHIND	LAP TIME	NO	BEHIND	LAP TIME	NO	BEHIND	LAP TIME
544		1:24.407	544		1:18.315	544		1:17.945	544		1:18.119	544		1:18.339
82	0.783	1:25.190	82	1.045	1:18.577	82	1.095	1:17.995	82	1.104	1:18.128	56	1.310	1:18.448
56	1.117	1:25.524	56	1.591	1:18.789	56	1.488	1:17.842	56	1.201	1:17.832	82	1.431	1:18.666
31	2.199	1:26.606	31	2.704	1:18.820	31	3.361	1:18.602	31	3.931	1:18.689	31	4.456	1:18.864
57	3.495	1:27.902	49	3.556	1:18.188	49	4.487	1:18.876	49	4.567	1:18.199	57	4.885	1:18.226
49	3.683	1:28.090	57	4.150	1:18.970	57	4.902	1:18.697	57	4.998	1:18.215	49	5.403	1:19.175
90	5.745	1:30.152	722	6.380	1:18.219	722	6.528	1:18.093	722	6.832	1:18.423	722	6.996	1:18.503
722	6.476	1:30.883	90	7.307	1:19.877	90	9.077	1:19.715	90	10.330	1:19.372	90	11.874	1:19.883
43	6.747	1:31.154	80	8.688	1:19.996	43	9.762	1:18.735	43	11.439	1:19.796	43	12.440	1:19.340
80	7.007	1:31.414	43	8.972	1:20.540	80	10.007	1:19.264	80	11.790	1:19.902	65	13.050	1:18.924
20	8.144	1:32.551	20	10.379	1:20.550	20	12.939	1:20.505	65	12.465	1:17.612	80	13.798	1:20.347
73	8.640	1:33.047	73	10.766	1:20.441	65	12.972	1:19.978	20	14.905	1:20.085	20	16.736	1:20.170
78	8.999	1:33.406	65	10.939	1:19.140	73	14.780	1:21.959	73	16.011	1:19.350	74	18.103	1:20.146
312	9.287	1:33.694	74	11.430	1:20.084	74	15.251	1:21.766	74	16.296	1:19.164	73	18.804	1:21.132
74	9.661	1:34.068	78	13.144	1:22.460	312	16.728	1:21.283	60	19.266	1:19.476	60	20.221	1:19.294
65	10.114	1:34.521	312	13.390	1:22.418	60	17.909	1:20.204	312	20.023	1:21.414	96	22.175	1:19.561
60	13.067	1:37.474	60	15.650	1:20.898	78	19.071	1:23.872	96	20.953	1:18.929	312	22.833	1:21.149
46	14.007	1:38.414	96	19.577	1:19.155	96	20.143	1:18.511	78	23.318	1:22.366	78	27.530	1:22.551
96	18.737	1:43.144	3	21.635	1:21.160	3	22.927	1:19.237	3	24.496	1:19.688	46	44.605	1:25.541
3	18.790	1:43.197	46	22.504	1:26.812	46	29.862	1:25.303	46	37.403	1:25.660			

Weather / Track : Sunny / Dry

Pembrey Clubmans

Circuit Length = 1.4900 miles

Start: 14:08 Flag 14:29 End: 14:30

BRSCC Mazda MX-5 Championship - 3B

RACE 13 - LAP CHART

LAP 6 @ 14:16:09.987			LAP 7 @ 14:17:28.015			LAP 8 @ 14:18:45.676			LAP 9 @ 14:20:03.878			LAP 10 @ 14:21:22.205		
NO	BEHIND	LAP TIME	NO	BEHIND	LAP TIME	NO	BEHIND	LAP TIME	NO	BEHIND	LAP TIME	NO	BEHIND	LAP TIME
544		1:17.939	544		1:18.028	544		1:17.661	544		1:18.202	544		1:18.327
56	1.701	1:18.330	56	1.964	1:18.291	56	2.189	1:17.886	56	1.803	1:17.816	56	1.444	1:17.968
82	1.864	1:18.372	82	2.246	1:18.410	82	2.739	1:18.154	82	2.290	1:17.753	82	2.335	1:18.372
3	1 Lap	2:14.547 P	57	7.704	1:20.398	57	8.121	1:18.078	57	8.492	1:18.573	57	8.935	1:18.770
31	5.088	1:18.571	49	8.680	1:20.944	722	10.705	1:19.550	722	11.427	1:18.924	65	12.319	1:18.498
57	5.334	1:18.388	722	8.816	1:19.734	31	10.968	1:19.670	49	11.647	1:18.856	31	12.893	1:19.242
49	5.764	1:18.300	31	8.959	1:21.899	49	10.993	1:19.974	31	11.978	1:19.212	722	13.557	1:20.457
722	7.110	1:18.053	65	13.413	1:18.012	65	13.198	1:17.446	65	12.148	1:17.152	49	14.332	1:21.012
65	13.429	1:18.318	80	16.784	1:19.523	80	20.052	1:20.929	43	21.928	1:19.850	43	24.161	1:20.560
43	14.608	1:20.107	43	17.222	1:20.642	43	20.280	1:20.719	80	23.430	1:21.580	80	24.930	1:19.827
90	15.019	1:21.084	3	1 Lap	1:34.128	3	1 Lap	1:19.570	3	1 Lap	1:21.617	3	1 Lap	1:19.249
80	15.289	1:19.430	90	19.584	1:22.593	90	22.204	1:20.281	90	25.076	1:21.074	90	27.041	1:20.292
20	18.599	1:19.802	74	21.413	1:20.292	74	24.462	1:20.710	74	25.528	1:19.268	74	27.503	1:20.302
74	19.149	1:18.985	20	22.011	1:21.440	96	26.390	1:20.955	96	27.587	1:19.399	96	28.018	1:18.758
73	20.121	1:19.256	73	22.357	1:20.264	60	26.739	1:21.852	60	27.947	1:19.410	60	29.116	1:19.496
60	20.778	1:18.496	60	22.548	1:19.798	20	26.959	1:22.609	20	30.199	1:21.442	20	35.548	1:23.676
96	22.902	1:18.666	96	23.096	1:18.222	73	27.468	1:22.772	73	30.564	1:21.298	73	38.777	1:26.540
312	24.918	1:20.024	312	27.488	1:20.598	312	30.553	1:20.726	312	32.751	1:20.400	312	38.980	1:24.556
78	30.874	1:21.283	78	34.350	1:21.504	78	38.050	1:21.361	78	40.818	1:20.970	78	43.578	1:21.087
46	51.949	1:25.283	46	58.609	1:24.688	46	1:05.956	1:25.008	46	1:12.251	1:24.497	46	1:17.393	1:23.469

Weather / Track : Sunny / Dry

Pembrey Clubmans

Circuit Length = 1.4900 miles

Start: 14:08 Flag 14:29 End: 14:30

BRSCC Mazda MX-5 Championship - 3B

RACE 13 - LAP CHART

LAP 11 @ 14:22:40.328			LAP 12 @ 14:23:58.952			LAP 13 @ 14:25:17.358			LAP 14 @ 14:26:35.553			LAP 15 @ 14:27:53.981		
NO	BEHIND	LAP TIME	NO	BEHIND	LAP TIME	NO	BEHIND	LAP TIME	NO	BEHIND	LAP TIME	NO	BEHIND	LAP TIME
544		1:18.123	544		1:18.624	544		1:18.406	544		1:18.195	544		1:18.428
56	1.689	1:18.368	56	1.377	1:18.312	56	0.949	1:17.978	56	0.548	1:17.794	82	1.203	1:18.416
82	1.893	1:17.681	82	2.121	1:18.852	82	1.770	1:18.055	82	1.215	1:17.640	56	4.399	1:22.279
57	9.577	1:18.765	46	1 Lap	1:25.225	65	9.696	1:17.867	65	9.676	1:18.175	65	9.129	1:17.881
65	11.514	1:17.318	57	9.822	1:18.869	57	11.153	1:19.737	57	11.816	1:18.858	57	12.334	1:18.946
722	13.400	1:17.966	65	10.235	1:17.345	46	1 Lap	1:25.024	722	15.513	1:20.164	722	15.647	1:18.562
49	14.385	1:18.176	722	13.235	1:18.459	722	13.544	1:18.715	49	15.687	1:19.723	49	16.720	1:19.461
31	16.871	1:22.101	49	13.945	1:18.184	49	14.159	1:18.620	31	18.342	1:18.771	31	17.837	1:17.923
43	26.237	1:20.199	31	17.438	1:19.191	31	17.766	1:18.734	46	1 Lap	1:25.944	46	1 Lap	1:23.467
80	27.199	1:20.392	43	27.013	1:19.400	43	28.934	1:20.327	43	30.795	1:20.056	43	32.230	1:19.863
3	1 Lap	1:20.449	80	31.259	1:22.684	96	33.764	1:20.432	96	34.791	1:19.222	96	35.165	1:18.802
90	28.653	1:19.735	96	31.738	1:21.046	74	34.167	1:19.800	74	36.298	1:20.326	74	37.909	1:20.039
74	29.151	1:19.771	74	32.773	1:22.246	80	34.404	1:21.551	80	36.425	1:20.216	80	38.363	1:20.366
96	29.316	1:19.421	90	33.148	1:23.119	90	35.022	1:20.280	60	37.268	1:19.962	3	1 Lap	1:18.659
60	33.242	1:22.249	60	34.223	1:19.605	60	35.501	1:19.684	3	1 Lap	1:18.409	90	41.581	1:20.950
20	39.281	1:21.856	3	1 Lap	1:29.093	3	1 Lap	1:18.739	90	39.059	1:22.232	60	50.744	1:31.904
73	41.153	1:20.499	20	42.753	1:22.096	73	46.135	1:21.216	20	50.392	1:21.926	20	54.100	1:22.136
78	46.721	1:21.266	73	43.325	1:20.796	20	46.661	1:22.314	78	54.532	1:21.717	78	56.689	1:20.585
312	49.537	1:28.680	78	48.937	1:20.840	78	51.010	1:20.479	73	1:00.595	1:32.655	73	1:03.215	1:21.048
			312	1:18.313	1:47.400 P									

Weather / Track : Sunny / Dry

Results can be found at www.tsl-timing.com

Page 3 of 4

Pembrey Clubmans

Circuit Length = 1.4900 miles

Start: 14:08 Flag 14:29 End: 14:30

Printed - 14:31 Sunday, 21 April 2019

BRSCC Mazda MX-5 Championship - 3B

RACE 13 - LAP CHART

LAP 16 @ 14:29:12.622

NO	BEHIND	LAP TIME
544		1:18.641
82	0.855	1:18.293
56	4.506	1:18.748
65	8.439	1:17.951
57	12.427	1:18.734
722	16.267	1:19.261
49	16.408	1:18.329
31	17.563	1:18.367
46	1 Lap	1:23.435
43	33.580	1:19.991
96	35.856	1:19.332
74	39.351	1:20.083
3	1 Lap	1:19.704
90	44.286	1:21.346
80	50.024	1:30.302
60	52.532	1:20.429
20	56.309	1:20.850
78	58.804	1:20.756
73	1:06.190	1:21.616

Weather / Track : Sunny / Dry

Results can be found at www.tsl-timing.com

Page 4 of 4

Pembrey Clubmans
Circuit Length = 1.4900 miles
Start: 14:08 Flag 14:29 End: 14:30

Printed - 14:31 Sunday, 21 April 2019

BRSCC Mazda MX-5 Championship - 3B

RACE 13 - LAP ANALYSIS

DIFF = Difference To Personal Best Lap

P1 544 Jack MOODY				
LAP	LAP TIME	DIFF	MPH	TIME OF DAY
1 -	1:24.407	6.746	63.54	14:09:39.330
2 -	1:18.315	0.654	68.49	14:10:57.645
3 -	1:17.945 (3)	0.284	68.81	14:12:15.590
4 -	1:18.119	0.458	68.66	14:13:33.709
5 -	1:18.339	0.678	68.47	14:14:52.048
6 -	1:17.939 (2)	0.278	68.82	14:16:09.987
7 -	1:18.028	0.367	68.74	14:17:28.015
8 -	1:17.661 (1)		69.06	14:18:45.676
9 -	1:18.202	0.541	68.59	14:20:03.878
10 -	1:18.327	0.666	68.48	14:21:22.205
11 -	1:18.123	0.462	68.66	14:22:40.328
12 -	1:18.624	0.963	68.22	14:23:58.952
13 -	1:18.406	0.745	68.41	14:25:17.358
14 -	1:18.195	0.534	68.59	14:26:35.553
15 -	1:18.428	0.767	68.39	14:27:53.981
16 -	1:18.641	0.980	68.20	14:29:12.622

P2 82 Michael KNIBBS				
LAP	LAP TIME	DIFF	MPH	TIME OF DAY
1 -	1:25.190	7.550	62.96	14:09:40.113
2 -	1:18.577	0.937	68.26	14:10:58.690
3 -	1:17.995	0.355	68.77	14:12:16.685
4 -	1:18.128	0.488	68.65	14:13:34.813
5 -	1:18.666	1.026	68.18	14:14:53.479
6 -	1:18.372	0.732	68.44	14:16:11.851
7 -	1:18.410	0.770	68.40	14:17:30.261
8 -	1:18.154	0.514	68.63	14:18:48.415
9 -	1:17.753 (3)	0.113	68.98	14:20:06.168
10 -	1:18.372	0.732	68.44	14:21:24.540
11 -	1:17.681 (2)	0.041	69.05	14:22:42.221
12 -	1:18.852	1.212	68.02	14:24:01.073
13 -	1:18.055	0.415	68.72	14:25:19.128
14 -	1:17.640 (1)		69.08	14:26:36.768
15 -	1:18.416	0.776	68.40	14:27:55.184
16 -	1:18.293	0.653	68.51	14:29:13.477

P3 56 Thomas JENKINS				
LAP	LAP TIME	DIFF	MPH	TIME OF DAY
1 -	1:25.524	7.730	62.71	14:09:40.447
2 -	1:18.789	0.995	68.08	14:10:59.236
3 -	1:17.842	0.048	68.90	14:12:17.078
4 -	1:17.832 (3)	0.038	68.91	14:13:34.910
5 -	1:18.448	0.654	68.37	14:14:53.358
6 -	1:18.330	0.536	68.47	14:16:11.688
7 -	1:18.291	0.497	68.51	14:17:29.979
8 -	1:17.886	0.092	68.86	14:18:47.865
9 -	1:17.816 (2)	0.022	68.93	14:20:05.681
10 -	1:17.968	0.174	68.79	14:21:23.649
11 -	1:18.368	0.574	68.44	14:22:42.017
12 -	1:18.312	0.518	68.49	14:24:00.329
13 -	1:17.978	0.184	68.78	14:25:18.307
14 -	1:17.794 (1)		68.95	14:26:36.101
15 -	1:22.279	4.485	65.19	14:27:58.380
16 -	1:18.748	0.954	68.11	14:29:17.128

P4 65 William HAYDEN				
LAP	LAP TIME	DIFF	MPH	TIME OF DAY
1 -	1:34.521	17.369	56.74	14:09:49.444
2 -	1:19.140	1.988	67.77	14:11:08.584

DIFF = Difference To Personal Best Lap

3 -	1:19.978	2.826	67.06	14:12:28.562
4 -	1:17.612	0.460	69.11	14:13:46.174
5 -	1:18.924	1.772	67.96	14:15:05.098
6 -	1:18.318	1.166	68.49	14:16:23.416
7 -	1:18.012	0.860	68.75	14:17:41.428
8 -	1:17.446	0.294	69.26	14:18:58.874
9 -	1:17.152 (1)		69.52	14:20:16.026
10 -	1:18.498	1.346	68.33	14:21:34.524
11 -	1:17.318 (2)	0.166	69.37	14:22:51.842
12 -	1:17.345 (3)	0.193	69.35	14:24:09.187
13 -	1:17.867	0.715	68.88	14:25:27.054
14 -	1:18.175	1.023	68.61	14:26:45.229
15 -	1:17.881	0.729	68.87	14:28:03.110
16 -	1:17.951	0.799	68.81	14:29:21.061

P5 57 Oliver JENKINS				
LAP	LAP TIME	DIFF	MPH	TIME OF DAY
1 -	1:27.902	9.824	61.02	14:09:42.825
2 -	1:18.970	0.892	67.92	14:11:01.795
3 -	1:18.697	0.619	68.16	14:12:20.492
4 -	1:18.215 (2)	0.137	68.58	14:13:38.707
5 -	1:18.226 (3)	0.148	68.57	14:14:56.933
6 -	1:18.388	0.310	68.42	14:16:15.321
7 -	1:20.398	2.320	66.71	14:17:35.719
8 -	1:18.078 (1)		68.70	14:18:53.797
9 -	1:18.573	0.495	68.26	14:20:12.370
10 -	1:18.770	0.692	68.09	14:21:31.140
11 -	1:18.765	0.687	68.10	14:22:49.905
12 -	1:18.869	0.791	68.01	14:24:08.774
13 -	1:19.737	1.659	67.27	14:25:28.511
14 -	1:18.858	0.780	68.02	14:26:47.369
15 -	1:18.946	0.868	67.94	14:28:06.315
16 -	1:18.734	0.656	68.12	14:29:25.049

P6 722 Alan HAWKINS (M)				
LAP	LAP TIME	DIFF	MPH	TIME OF DAY
1 -	1:30.883	12.917	59.02	14:09:45.806
2 -	1:18.219	0.253	68.57	14:11:04.025
3 -	1:18.093 (3)	0.127	68.68	14:12:22.118
4 -	1:18.423	0.457	68.39	14:13:40.541
5 -	1:18.503	0.537	68.32	14:14:59.044
6 -	1:18.053 (2)	0.087	68.72	14:16:17.097
7 -	1:19.734	1.768	67.27	14:17:36.831
8 -	1:19.550	1.584	67.42	14:18:56.381
9 -	1:18.924	0.958	67.96	14:20:15.305
10 -	1:20.457	2.491	66.66	14:21:35.762
11 -	1:17.966 (1)		68.79	14:22:53.728
12 -	1:18.459	0.493	68.36	14:24:12.187
13 -	1:18.715	0.749	68.14	14:25:30.902
14 -	1:20.164	2.198	66.91	14:26:51.066
15 -	1:18.562	0.596	68.27	14:28:09.628
16 -	1:19.261	1.295	67.67	14:29:28.889

P7 49 Oliver ROBINSON (M)				
LAP	LAP TIME	DIFF	MPH	TIME OF DAY
1 -	1:28.090	9.914	60.89	14:09:43.013
2 -	1:18.188 (3)	0.012	68.60	14:11:01.201
3 -	1:18.876	0.700	68.00	14:12:20.077
4 -	1:18.199	0.023	68.59	14:13:38.276
5 -	1:19.175	0.999	67.74	14:14:57.451
6 -	1:18.300	0.124	68.50	14:16:15.751
7 -	1:20.944	2.768	66.26	14:17:36.695

Pembrey Clubmans

Circuit Length = 1.4900 miles

Start: 14:08 Flag 14:29 End: 14:30

Weather / Track : Sunny / Dry

BRSCC Mazda MX-5 Championship - 3B

RACE 13 - LAP ANALYSIS

DIFF = Difference To Personal Best Lap

8 -	1:19.974	1.798	67.07	14:18:56.669
9 -	1:18.856	0.680	68.02	14:20:15.525
10 -	1:21.012	2.836	66.21	14:21:36.537
11 -	1:18.176 (1)		68.61	14:22:54.713
12 -	1:18.184 (2)	0.008	68.60	14:24:12.897
13 -	1:18.620	0.444	68.22	14:25:31.517
14 -	1:19.723	1.547	67.28	14:26:51.240
15 -	1:19.461	1.285	67.50	14:28:10.701
16 -	1:18.329	0.153	68.48	14:29:29.030

P8 31 Bryn GRIFFITHS (M)

LAP	LAP TIME	DIFF	MPH	TIME OF DAY
1 -	1:26.606	8.683	61.93	14:09:41.529
2 -	1:18.820	0.897	68.05	14:11:00.349
3 -	1:18.602	0.679	68.24	14:12:18.951
4 -	1:18.689	0.766	68.16	14:13:37.640
5 -	1:18.864	0.941	68.01	14:14:56.504
6 -	1:18.571 (3)	0.648	68.26	14:16:15.075
7 -	1:21.899	3.976	65.49	14:17:36.974
8 -	1:19.670	1.747	67.32	14:18:56.644
9 -	1:19.212	1.289	67.71	14:20:15.856
10 -	1:19.242	1.319	67.69	14:21:35.098
11 -	1:22.101	4.178	65.33	14:22:57.199
12 -	1:19.191	1.268	67.73	14:24:16.390
13 -	1:18.734	0.811	68.12	14:25:35.124
14 -	1:18.771	0.848	68.09	14:26:53.895
15 -	1:17.923 (1)		68.83	14:28:11.818
16 -	1:18.367 (2)	0.444	68.44	14:29:30.185

P9 43 Joseph WILLMOTT

LAP	LAP TIME	DIFF	MPH	TIME OF DAY
1 -	1:31.154	12.419	58.84	14:09:46.077
2 -	1:20.540	1.805	66.60	14:11:06.617
3 -	1:18.735 (1)		68.12	14:12:25.352
4 -	1:19.796	1.061	67.22	14:13:45.148
5 -	1:19.340 (2)	0.605	67.60	14:15:04.488
6 -	1:20.107	1.372	66.96	14:16:24.595
7 -	1:20.642	1.907	66.51	14:17:45.237
8 -	1:20.719	1.984	66.45	14:19:05.956
9 -	1:19.850	1.115	67.17	14:20:25.806
10 -	1:20.560	1.825	66.58	14:21:46.366
11 -	1:20.199	1.464	66.88	14:23:06.565
12 -	1:19.400 (3)	0.665	67.55	14:24:25.965
13 -	1:20.327	1.592	66.77	14:25:46.292
14 -	1:20.056	1.321	67.00	14:27:06.348
15 -	1:19.863	1.128	67.16	14:28:26.211
16 -	1:19.991	1.256	67.05	14:29:46.202

P10 96 Charles MUGGLESTONE

LAP	LAP TIME	DIFF	MPH	TIME OF DAY
1 -	1:43.144	24.922	52.00	14:09:58.067
2 -	1:19.155	0.933	67.76	14:11:17.222
3 -	1:18.511 (2)	0.289	68.32	14:12:35.733
4 -	1:18.929	0.707	67.95	14:13:54.662
5 -	1:19.561	1.339	67.41	14:15:14.223
6 -	1:18.666 (3)	0.444	68.18	14:16:32.889
7 -	1:18.222 (1)		68.57	14:17:51.111
8 -	1:20.955	2.733	66.25	14:19:12.066
9 -	1:19.399	1.177	67.55	14:20:31.465
10 -	1:18.758	0.536	68.10	14:21:50.223
11 -	1:19.421	1.199	67.53	14:23:09.644
12 -	1:21.046	2.824	66.18	14:24:30.690

DIFF = Difference To Personal Best Lap

13 -	1:20.432	2.210	66.68	14:25:51.122
14 -	1:19.222	1.000	67.70	14:27:10.344
15 -	1:18.802	0.580	68.06	14:28:29.146
16 -	1:19.332	1.110	67.61	14:29:48.478

P11 74 Clive CHISNALL (M)

LAP	LAP TIME	DIFF	MPH	TIME OF DAY
1 -	1:34.068	15.083	57.02	14:09:48.991
2 -	1:20.084	1.099	66.97	14:11:09.075
3 -	1:21.766	2.781	65.60	14:12:30.841
4 -	1:19.164 (2)	0.179	67.75	14:13:50.005
5 -	1:20.146	1.161	66.92	14:15:10.151
6 -	1:18.985 (1)		67.91	14:16:29.136
7 -	1:20.292	1.307	66.80	14:17:49.428
8 -	1:20.710	1.725	66.46	14:19:10.138
9 -	1:19.268 (3)	0.283	67.66	14:20:29.406
10 -	1:20.302	1.317	66.79	14:21:49.708
11 -	1:19.771	0.786	67.24	14:23:09.479
12 -	1:22.246	3.261	65.21	14:24:31.725
13 -	1:19.800	0.815	67.21	14:25:51.525
14 -	1:20.326	1.341	66.77	14:27:11.851
15 -	1:20.039	1.054	67.01	14:28:31.890
16 -	1:20.083	1.098	66.98	14:29:51.973

P12 90 Bruce ROBINSON (M)

LAP	LAP TIME	DIFF	MPH	TIME OF DAY
1 -	1:30.152	10.780	59.49	14:09:45.075
2 -	1:19.877	0.505	67.15	14:11:04.952
3 -	1:19.715 (2)	0.343	67.28	14:12:24.667
4 -	1:19.372 (1)		67.58	14:13:44.039
5 -	1:19.883	0.511	67.14	14:15:03.922
6 -	1:21.084	1.712	66.15	14:16:25.006
7 -	1:22.593	3.221	64.94	14:17:47.599
8 -	1:20.281	0.909	66.81	14:19:07.880
9 -	1:21.074	1.702	66.16	14:20:28.954
10 -	1:20.292	0.920	66.80	14:21:49.246
11 -	1:19.735 (3)	0.363	67.27	14:23:08.981
12 -	1:23.119	3.747	64.53	14:24:32.100
13 -	1:20.280	0.908	66.81	14:25:52.380
14 -	1:22.232	2.860	65.23	14:27:14.612
15 -	1:20.950	1.578	66.26	14:28:35.562
16 -	1:21.346	1.974	65.94	14:29:56.908

P13 80 Jack WILLMOTT

LAP	LAP TIME	DIFF	MPH	TIME OF DAY
1 -	1:31.414	12.150	58.67	14:09:46.337
2 -	1:19.996	0.732	67.05	14:11:06.333
3 -	1:19.264 (1)		67.67	14:12:25.597
4 -	1:19.902	0.638	67.13	14:13:45.499
5 -	1:20.347	1.083	66.76	14:15:05.846
6 -	1:19.430 (2)	0.166	67.53	14:16:25.276
7 -	1:19.523 (3)	0.259	67.45	14:17:44.799
8 -	1:20.929	1.665	66.28	14:19:05.728
9 -	1:21.580	2.316	65.75	14:20:27.308
10 -	1:19.827	0.563	67.19	14:21:47.135
11 -	1:20.392	1.128	66.72	14:23:07.527
12 -	1:22.684	3.420	64.87	14:24:30.211
13 -	1:21.551	2.287	65.77	14:25:51.762
14 -	1:20.216	0.952	66.86	14:27:11.978
15 -	1:20.366	1.102	66.74	14:28:32.344
16 -	1:30.302	11.038	59.40	14:30:02.646

Weather / Track : Sunny / Dry

Pembrey Clubmans

Circuit Length = 1.4900 miles

Start: 14:08 Flag 14:29 End: 14:30

BRSCC Mazda MX-5 Championship - 3B

RACE 13 - LAP ANALYSIS

DIFF = Difference To Personal Best Lap

P14 60 Nick LE DOYEN (M)				
LAP	LAP TIME	DIFF	MPH	TIME OF DAY
1 -	1:37.474	18.978	55.02	14:09:52.397
2 -	1:20.898	2.402	66.30	14:11:13.295
3 -	1:20.204	1.708	66.87	14:12:33.499
4 -	1:19.476	0.980	67.49	14:13:52.975
5 -	1:19.294 (2)	0.798	67.64	14:15:12.269
6 -	1:18.496 (1)		68.33	14:16:30.765
7 -	1:19.798	1.302	67.21	14:17:50.563
8 -	1:21.852	3.356	65.53	14:19:12.415
9 -	1:19.410 (3)	0.914	67.54	14:20:31.825
10 -	1:19.496	1.000	67.47	14:21:51.321
11 -	1:22.249	3.753	65.21	14:23:13.570
12 -	1:19.605	1.109	67.38	14:24:33.175
13 -	1:19.684	1.188	67.31	14:25:52.859
14 -	1:19.962	1.466	67.08	14:27:12.821
15 -	1:31.904	13.408	58.36	14:28:44.725
16 -	1:20.429	1.933	66.69	14:30:05.154

P15 20 Christopher GINN (M)				
LAP	LAP TIME	DIFF	MPH	TIME OF DAY
1 -	1:32.551	12.749	57.95	14:09:47.474
2 -	1:20.550	0.748	66.59	14:11:08.024
3 -	1:20.505	0.703	66.62	14:12:28.529
4 -	1:20.085 (2)	0.283	66.97	14:13:48.614
5 -	1:20.170 (3)	0.368	66.90	14:15:08.784
6 -	1:19.802 (1)		67.21	14:16:28.586
7 -	1:21.440	1.638	65.86	14:17:50.026
8 -	1:22.609	2.807	64.93	14:19:12.635
9 -	1:21.442	1.640	65.86	14:20:34.077
10 -	1:23.676	3.874	64.10	14:21:57.753
11 -	1:21.856	2.054	65.52	14:23:19.609
12 -	1:22.096	2.294	65.33	14:24:41.705
13 -	1:22.314	2.512	65.16	14:26:04.019
14 -	1:21.926	2.124	65.47	14:27:25.945
15 -	1:22.136	2.334	65.30	14:28:48.081
16 -	1:20.850	1.048	66.34	14:30:08.931

P16 78 Richard BARTLETT (M)				
LAP	LAP TIME	DIFF	MPH	TIME OF DAY
1 -	1:33.406	12.927	57.42	14:09:48.329
2 -	1:22.460	1.981	65.04	14:11:10.789
3 -	1:23.872	3.393	63.95	14:12:34.661
4 -	1:22.366	1.887	65.12	14:13:57.027
5 -	1:22.551	2.072	64.97	14:15:19.578
6 -	1:21.283	0.804	65.99	14:16:40.861
7 -	1:21.504	1.025	65.81	14:18:02.365
8 -	1:21.361	0.882	65.92	14:19:23.726
9 -	1:20.970	0.491	66.24	14:20:44.696
10 -	1:21.087	0.608	66.15	14:22:05.783
11 -	1:21.266	0.787	66.00	14:23:27.049
12 -	1:20.840	0.361	66.35	14:24:47.889
13 -	1:20.479 (1)		66.65	14:26:08.368
14 -	1:21.717	1.238	65.64	14:27:30.085
15 -	1:20.585 (2)	0.106	66.56	14:28:50.670
16 -	1:20.756 (3)	0.277	66.42	14:30:11.426

P17 73 Jon WOOD (M)				
LAP	LAP TIME	DIFF	MPH	TIME OF DAY
1 -	1:33.047	13.791	57.64	14:09:47.970
2 -	1:20.441	1.185	66.68	14:11:08.411

DIFF = Difference To Personal Best Lap

3 -	1:21.959	2.703	65.44	14:12:30.370
4 -	1:19.350 (2)	0.094	67.59	14:13:49.720
5 -	1:21.132	1.876	66.11	14:15:10.852
6 -	1:19.256 (1)		67.67	14:16:30.108
7 -	1:20.264 (3)	1.008	66.82	14:17:50.372
8 -	1:22.772	3.516	64.80	14:19:13.144
9 -	1:21.298	2.042	65.97	14:20:34.442
10 -	1:26.540	7.284	61.98	14:22:00.982
11 -	1:20.499	1.243	66.63	14:23:21.481
12 -	1:20.796	1.540	66.38	14:24:42.277
13 -	1:21.216	1.960	66.04	14:26:03.493
14 -	1:32.655	13.399	57.89	14:27:36.148
15 -	1:21.048	1.792	66.18	14:28:57.196
16 -	1:21.616	2.360	65.72	14:30:18.812

P18 46 David RICKARDS (M)				
LAP	LAP TIME	DIFF	MPH	TIME OF DAY
1 -	1:38.414	14.979	54.50	14:09:53.337
2 -	1:26.812	3.377	61.78	14:11:20.149
3 -	1:25.303	1.868	62.88	14:12:45.452
4 -	1:25.660	2.225	62.61	14:14:11.112
5 -	1:25.541	2.106	62.70	14:15:36.653
6 -	1:25.283	1.848	62.89	14:17:01.936
7 -	1:24.688	1.253	63.33	14:18:26.624
8 -	1:25.008	1.573	63.09	14:19:51.632
9 -	1:24.497	1.062	63.48	14:21:16.129
10 -	1:23.469 (3)	0.034	64.26	14:22:39.598
11 -	1:25.225	1.790	62.93	14:24:04.823
12 -	1:25.024	1.589	63.08	14:25:29.847
13 -	1:25.944	2.509	62.41	14:26:55.791
14 -	1:23.467 (2)	0.032	64.26	14:28:19.258
15 -	1:23.435 (1)		64.28	14:29:42.693

P19 3 Richard WOOTTEN				
LAP	LAP TIME	DIFF	MPH	TIME OF DAY
1 -	1:43.197	24.788	51.97	14:09:58.120
2 -	1:21.160	2.751	66.09	14:11:19.280
3 -	1:19.237	0.828	67.69	14:12:38.517
4 -	1:19.688	1.279	67.31	14:13:58.205
5 -	2:14.547 P	56.138	39.86	14:16:12.752
6 -	1:34.128	15.719	56.98	14:17:46.880
7 -	1:19.570	1.161	67.41	14:19:06.450
8 -	1:21.617	3.208	65.72	14:20:28.067
9 -	1:19.249	0.840	67.68	14:21:47.316
10 -	1:20.449	2.040	66.67	14:23:07.765
11 -	1:29.093	10.684	60.20	14:24:36.858
12 -	1:18.739 (3)	0.330	68.12	14:25:55.597
13 -	1:18.409 (1)		68.41	14:27:14.006
14 -	1:18.659 (2)	0.250	68.19	14:28:32.665
15 -	1:19.704	1.295	67.29	14:29:52.369

P20 312 Peter LANCASTER (M)				
LAP	LAP TIME	DIFF	MPH	TIME OF DAY
1 -	1:33.694	13.670	57.24	14:09:48.617
2 -	1:22.418	2.394	65.08	14:11:11.035
3 -	1:21.283	1.259	65.99	14:12:32.318
4 -	1:21.414	1.390	65.88	14:13:53.732
5 -	1:21.149	1.125	66.10	14:15:14.881
6 -	1:20.024 (1)		67.02	14:16:34.905
7 -	1:20.598 (3)	0.574	66.55	14:17:55.503
8 -	1:20.726	0.702	66.44	14:19:16.229
9 -	1:20.400 (2)	0.376	66.71	14:20:36.629

Pembrey Clubmans

Circuit Length = 1.4900 miles

Start: 14:08 Flag 14:29 End: 14:30

Weather / Track : Sunny / Dry

BRSCC Mazda MX-5 Championship - 3B

RACE 13 - LAP ANALYSIS

DIFF = Difference To Personal Best Lap

10 -	1:24.556	4.532	63.43	14:22:01.185
11 -	1:28.680	8.656	60.48	14:23:29.865
12 -	1:47.400 P	27.376	49.94	14:25:17.265
