



# **Toyo Tires BRSCC Porsche Championship**

**Snetterton 300 Circuit**

**20<sup>th</sup> / 21<sup>st</sup> April 2019**



**Results Provided by Timing Solutions Ltd**  
[www.tsl-timing.com](http://www.tsl-timing.com)

**Closed Wheel**
**PRACTICE - CLASSIFICATION**

POS	NO	NAME	ENTRY	TIME	ON	LAPS	GAP	DIFF	MPH
1	56	Steve ROBERTS	Mazda MX-5 Mk3	<b>2:14.807</b>	9	10			79.28
2	43	Jack HARDING	Mazda MX-5 Mk3	<b>2:15.795</b>	5	9	<b>0.988</b>	0.988	78.70
3	48*	William STACEY	Mazda MX-5 Mk3	<b>2:16.274</b>	6	10	<b>1.467</b>	0.479	78.43
4	99*	Nick RUTTER (M)	Mazda MX-5 Mk3	<b>2:17.336</b>	3	10	<b>2.529</b>	1.062	77.82
5	62	Will STEPHENSON	Mazda MX-5 MK3	<b>2:17.659</b>	8	10	<b>2.852</b>	0.323	77.64
6	91	Jack SYCAMORE	Mazda MX-5 Mk3	<b>2:18.271</b>	3	3	<b>3.464</b>	0.612	77.29
7	44	Bradley KENT	Mazda MX-5 Mk3	<b>2:18.297</b>	11	11	<b>3.490</b>	0.026	77.28
8	69	George GRANT (M)	Mazda MX-5 Mk3	<b>2:18.706</b>	4	11	<b>3.899</b>	0.409	77.05
9	61	Mervyn MILLER	Alfa Romeo 156	<b>2:21.477</b>	7	8	<b>6.670</b>	2.771	75.54
10	96*	Christopher RICHARDSON	Mazda MX-5 Mk3	<b>2:23.005</b>	3	4	<b>8.198</b>	1.528	74.73
11	26	Stephen OBRIEN	Alfa Romeo 147	<b>2:26.534</b>	11	12	<b>11.727</b>	3.529	72.93
12	42	Gary MILLER	Abarth Punto	<b>2:26.639</b>	9	9	<b>11.832</b>	0.105	72.88
13	639	John JONES	Porsche 924	<b>2:31.143</b>	11	12	<b>16.336</b>	4.504	70.71

Cars 48, 96 & 99 - Please fit a working transponder

Weather / Track : Bright / Dry

These results are provisional until the conclusion of any judicial and technical matters.

Snetterton 300

Circuit Length = 2.9689 miles

Start: 09:30 Flag 10:00 End: 10:03

Clerk Of Course :	Timekeeper :
-------------------	--------------

# Closed Wheel

## PRACTICE - LAP ANALYSIS

DIFF = Difference To Personal Best Lap

P1 56 Steve ROBERTS				
LAP	LAP TIME	DIFF	MPH	TIME OF DAY
1 -	3:00.589	45.782	59.18	09:33:20.280
2 -	2:33.477	18.670	69.63	09:35:53.757
3 -	2:23.686	8.879	74.38	09:38:17.443
4 -	2:15.836 (3)	1.029	78.68	09:40:33.279
5 -	3:53.697 P	1:38.890	45.73	09:44:26.976
6 -	2:42.213	27.406	65.88	09:47:09.189
7 -	2:30.391	15.584	71.06	09:49:39.580
8 -	2:15.140 (2)	0.333	79.08	09:51:54.720
9 -	<b>2:14.807 (1)</b>		<b>79.28</b>	<b>09:54:09.527</b>
10 -	2:26.363	11.556	73.02	09:56:35.890

P2 43 Jack HARDING				
LAP	LAP TIME	DIFF	MPH	TIME OF DAY
1 -	2:30.164	14.369	71.17	09:32:52.303
2 -	5:11.497 P	2:55.702	34.31	09:38:03.800
3 -	2:20.015	4.220	76.33	09:40:23.815
4 -	2:16.254 (3)	0.459	78.44	09:42:40.069
5 -	<b>2:15.795 (1)</b>		<b>78.70</b>	<b>09:44:55.864</b>
6 -	5:08.899 P	2:53.104	34.60	09:50:04.763
7 -	4:14.038 P	1:58.243	42.07	09:54:18.801
8 -	2:19.918	4.123	76.38	09:56:38.719
9 -	2:15.916 (2)	0.121	78.63	09:58:54.635

P3 48 William STACEY				
LAP	LAP TIME	DIFF	MPH	TIME OF DAY
1 -	2:51.400	35.126	62.35	09:37:52.253
2 -	2:33.557	17.283	69.60	09:40:25.810
3 -	2:19.351	3.077	76.69	09:42:45.161
4 -	2:17.320	1.046	77.83	09:45:02.481
5 -	2:16.544 (2)	0.270	78.27	09:47:19.025
6 -	<b>2:16.274 (1)</b>		<b>78.43</b>	<b>09:49:35.299</b>
7 -	2:17.398	1.124	77.78	09:51:52.697
8 -	2:20.341	4.067	76.15	09:54:13.038
9 -	2:17.247 (3)	0.973	77.87	09:56:30.285
10 -	5:42.744	3:26.470	31.18	10:02:13.029

P4 99 Nick RUTTER (M)				
LAP	LAP TIME	DIFF	MPH	TIME OF DAY
1 -	2:18.145 (3)	0.809	77.36	09:35:12.816
2 -	2:18.187	0.851	77.34	09:37:31.003
3 -	<b>2:17.336 (1)</b>		<b>77.82</b>	<b>09:39:48.339</b>
4 -	2:24.196	6.860	74.12	09:42:12.535
5 -	2:17.500 (2)	0.164	77.73	09:44:30.035
6 -	2:18.390	1.054	77.23	09:46:48.425
7 -	2:18.259	0.923	77.30	09:49:06.684
8 -	4:36.519 P	2:19.183	38.65	09:53:43.203
9 -	2:20.248	2.912	76.20	09:56:03.452
10 -	2:18.780	1.444	77.01	09:58:22.232

P5 62 Will STEPHENSON				
LAP	LAP TIME	DIFF	MPH	TIME OF DAY
1 -	2:39.782	22.123	66.89	09:34:17.987
2 -	2:30.624	12.965	70.95	09:36:48.611
3 -	3:20.458 P	1:02.799	53.31	09:40:09.069
4 -	2:24.773	7.114	73.82	09:42:33.842
5 -	3:13.513 P	55.854	55.23	09:45:47.355
6 -	2:25.635	7.976	73.38	09:48:12.990
7 -	2:18.281 (2)	0.622	77.29	09:50:31.271

DIFF = Difference To Personal Best Lap

8 -	<b>2:17.659 (1)</b>		<b>77.64</b>	<b>09:52:48.930</b>
9 -	2:20.092 (3)	2.433	76.29	09:55:09.022
10 -	2:22.278	4.619	75.12	09:57:31.300

P6 91 Jack SYCAMORE				
LAP	LAP TIME	DIFF	MPH	TIME OF DAY
1 -	3:35.482	1:17.211	49.60	09:33:54.096
2 -	2:57.661 (2)	39.390	60.15	09:36:51.757
3 -	<b>2:18.271 (1)</b>		<b>77.29</b>	<b>09:39:10.028</b>

P7 44 Bradley KENT				
LAP	LAP TIME	DIFF	MPH	TIME OF DAY
1 -	2:31.168	12.871	70.70	09:32:47.640
2 -	2:19.863	1.566	76.41	09:35:07.503
3 -	2:18.334 (2)	0.037	77.26	09:37:25.837
4 -	4:35.558 P	2:17.261	38.78	09:42:01.395
5 -	2:21.205	2.908	75.69	09:44:22.600
6 -	2:28.929	10.632	71.76	09:46:51.529
7 -	2:19.095	0.798	76.84	09:49:10.624
8 -	2:20.692	2.395	75.96	09:51:31.316
9 -	2:18.452 (3)	0.155	77.19	09:53:49.768
10 -	2:18.550	0.253	77.14	09:56:08.318
11 -	<b>2:18.297 (1)</b>		<b>77.28</b>	<b>09:58:26.615</b>

P8 69 George GRANT (M)				
LAP	LAP TIME	DIFF	MPH	TIME OF DAY
1 -	2:31.496	12.790	70.55	09:32:46.855
2 -	2:21.846	3.140	75.34	09:35:08.701
3 -	2:19.396 (2)	0.690	76.67	09:37:28.097
4 -	<b>2:18.706 (1)</b>		<b>77.05</b>	<b>09:39:46.803</b>
5 -	3:27.625 P	1:08.919	51.47	09:43:14.428
6 -	2:24.249	5.543	74.09	09:45:38.677
7 -	3:18.404 P	59.698	53.87	09:48:57.081
8 -	2:25.513	6.807	73.45	09:51:22.594
9 -	2:24.285	5.579	74.07	09:53:46.879
10 -	2:20.168	1.462	76.25	09:56:07.047
11 -	2:19.453 (3)	0.747	76.64	09:58:26.500

P9 61 Mervyn MILLER				
LAP	LAP TIME	DIFF	MPH	TIME OF DAY
1 -	3:05.177	43.700	57.71	09:33:42.681
2 -	2:41.147	19.670	66.32	09:36:23.828
3 -	2:31.987	10.510	70.32	09:38:55.815
4 -	2:27.843	6.366	72.29	09:41:23.658
5 -	2:25.267	3.790	73.57	09:43:48.925
6 -	2:24.245 (3)	2.768	74.09	09:46:13.170
7 -	<b>2:21.477 (1)</b>		<b>75.54</b>	<b>09:48:34.647</b>
8 -	2:23.999 (2)	2.522	74.22	09:50:58.646

P10 96 Christopher RICHARDSON				
LAP	LAP TIME	DIFF	MPH	TIME OF DAY
1 -	2:24.762	1.757	73.83	09:35:26.909
2 -	2:24.233 (3)	1.228	74.10	09:37:51.142
3 -	<b>2:23.005 (1)</b>		<b>74.73</b>	<b>09:40:14.147</b>
4 -	2:23.032 (2)	0.027	74.72	09:42:37.179

P11 26 Stephen OBRIEN				
LAP	LAP TIME	DIFF	MPH	TIME OF DAY
1 -	2:53.145	26.611	61.72	09:33:10.788

Weather / Track : Bright / Dry

Snetterton 300  
Circuit Length = 2.9689 miles  
Start: 09:30 Flag 10:00 End: 10:03

## Closed Wheel

### PRACTICE - LAP ANALYSIS

DIFF = Difference To Personal Best Lap

2 -	2:33.006	6.472	69.85	09:35:43.794
3 -	2:29.393	2.859	71.54	09:38:13.187
4 -	2:28.717	2.183	71.86	09:40:41.904
5 -	2:28.652	2.118	71.90	09:43:10.556
6 -	2:27.828 (3)	1.294	72.30	09:45:38.384
7 -	2:38.809	12.275	67.30	09:48:17.193
8 -	3:48.976 P	1:22.442	46.67	09:52:06.169
9 -	2:32.547	6.013	70.06	09:54:38.716
10 -	2:29.083	2.549	71.69	09:57:07.799
11 -	<b>2:26.534 (1)</b>		<b>72.93</b>	<b>09:59:34.333</b>
12 -	2:27.661 (2)	1.127	72.38	10:02:01.994

#### P12 42 Gary MILLER

LAP	LAP TIME	DIFF	MPH	TIME OF DAY
1 -	3:01.696	35.057	58.82	09:33:44.936
2 -	2:40.396	13.757	66.63	09:36:25.332
3 -	2:34.562	7.923	69.15	09:38:59.894
4 -	2:30.382	3.743	71.07	09:41:30.276
5 -	2:28.962 (3)	2.323	71.75	09:43:59.238
6 -	2:28.987	2.348	71.73	09:46:28.225
7 -	2:27.548 (2)	0.909	72.43	09:48:55.773
8 -	3:02.363	35.724	58.60	09:51:58.136
9 -	<b>2:26.639 (1)</b>		<b>72.88</b>	<b>09:54:24.775</b>

#### P13 639 John JONES

LAP	LAP TIME	DIFF	MPH	TIME OF DAY
1 -	3:10.035	38.892	56.24	09:33:24.398
2 -	2:41.251	10.108	66.28	09:36:05.649
3 -	2:35.781	4.638	68.60	09:38:41.430
4 -	2:36.077	4.934	68.47	09:41:17.507
5 -	2:36.170	5.027	68.43	09:43:53.677
6 -	2:36.115	4.972	68.46	09:46:29.792
7 -	2:33.189 (3)	2.046	69.77	09:49:02.981
8 -	2:35.901	4.758	68.55	09:51:38.882
9 -	2:35.074	3.931	68.92	09:54:13.956
10 -	2:33.387	2.244	69.68	09:56:47.343
11 -	<b>2:31.143 (1)</b>		<b>70.71</b>	<b>09:59:18.486</b>
12 -	2:31.216 (2)	0.073	70.68	10:01:49.702

## Closed Wheel

### PRACTICE - STATISTICS

**Competitors Started** 13  
**Planned Start** 2019-04-20 @ 09:30:00.000  
**Actual Start** 2019-04-20 @ 09:30:08.880  
**Finish Time** 2019-04-20 @ 10:00:11.567  
**Track Length** 2.9689mi.  
**Total Laps** 119  
**Total Distance Covered** 353.3004mi.

#### Session Fastest Lap History

NO	NAME	LAP TIME	TIME OF DAY	LAP	VEHICLE
44	Bradley KENT	<b>2:19.863</b>	09:35:07.512	2	Mazda MX-5 Mk3
99	Nick RUTTER (M)	<b>2:18.145</b>	09:35:12.816	1	Mazda MX-5 Mk3
99	Nick RUTTER (M)	<b>2:17.336</b>	09:39:48.339	3	Mazda MX-5 Mk3
56	Steve ROBERTS	<b>2:15.836</b>	09:40:33.286	4	Mazda MX-5 Mk3
43	Jack HARDING	<b>2:15.795</b>	09:44:55.874	5	Mazda MX-5 Mk3
56	Steve ROBERTS	<b>2:15.140</b>	09:51:54.727	8	Mazda MX-5 Mk3
56	Steve ROBERTS	<b>2:14.807</b>	09:54:09.534	9	Mazda MX-5 Mk3

#### Flag History

TYPE	TIME OF DAY
GREEN	09:30:08.880
FINISH	10:00:11.567

#### Flag Statistics

TYPE	COUNT	TOTAL LAPS	TOTAL TIME
Green	1	12	33:27.052
Red	0	0	0.000
Safety Car	0	0	0.000
FCY	0	0	0.000

Weather / Track : Bright / Dry

These results are provisional until the conclusion of any judicial and technical matters.

Snetterton 300

Circuit Length = 2.9689 miles

Start: 09:30 Flag 10:00 End: 10:03

Clerk Of Course :

Timekeeper :

## Toyo Tires BRSCC Porsche Championship

### QUALIFYING - RACE 2 - CLASSIFICATION

POS	NO	CL	PIC NAME	ENTRY	TIME	ON	LAPS	GAP	DIFF	MPH
1	99*	A	1 Richard STYRIN	Porsche Boxster	2:12.251	5	5			80.81
2	33*	A	2 Andrew PORTER	Porsche Supersport Boxster	2:13.422	1	5	1.171	1.171	80.10
3	3	A	3 Garry LAWRENCE	Porsche Boxster	2:13.481	2	8	1.230	0.059	80.07
4	44	A	4 Nick HULL	Porsche Supersport Boxster	2:13.903	2	8	1.652	0.422	79.81
5	80	A	5 Anthony HUTCHINS	Porsche Supersport Boxster	2:15.457	3	8	3.206	1.554	78.90
6	36	D	1 Hugh PEART	Porsche 924	2:26.758	6	7	14.507	11.301	72.82
7	11	D	2 Andy PRITCHARD	Porsche 924	2:31.104	4	8	18.853	4.346	70.73
8	88	D	3 Chris VALENTINE	Porsche 924	2:32.440	7	7	20.189	1.336	70.11
9	639	D	4 John JONES	Porsche 924	2:36.090	2	3	23.839	3.650	68.47

\*Cars 33 & 99 - Please fit a working transponder

Weather / Track : Bright / Dry

These results are provisional until the conclusion of any judicial and technical matters.

Snetterton 300

Circuit Length = 2.9689 miles

Start: 11:24 Flag 11:44 End: 11:47

Clerk Of Course :		Timekeeper :
-------------------	--	--------------

# Toyo Tires BRSCC Porsche Championship

## QUALIFYING - RACE 2 - LAP ANALYSIS

DIFF = Difference To Personal Best Lap

<b>P1 99 Richard STYRIN</b>				
LAP	LAP TIME	DIFF	MPH	TIME OF DAY
1 -	2:12.340 (2)	0.089	80.76	11:28:50.958
2 -	2:12.727	0.476	80.52	11:31:03.685
3 -	2:12.709 (3)	0.458	80.53	11:33:16.394
4 -	10:02.847	7:50.596	17.72	11:43:19.241
5 -	<b>2:12.251 (1)</b>		<b>80.81</b>	<b>11:45:31.492</b>

<b>P2 33 Andrew PORTER</b>				
LAP	LAP TIME	DIFF	MPH	TIME OF DAY
1 -	<b>2:13.422 (1)</b>		<b>80.10</b>	<b>11:28:56.618</b>
2 -	2:19.762 (2)	6.340	76.47	11:31:16.380
3 -	2:33.827	20.405	69.48	11:33:50.207
4 -	6:39.684	4:26.262	26.74	11:40:29.891
5 -	2:21.011 (3)	7.589	75.79	11:42:50.902

<b>P3 3 Garry LAWRENCE</b>				
LAP	LAP TIME	DIFF	MPH	TIME OF DAY
1 -	2:35.461	21.980	68.75	11:26:42.110
2 -	<b>2:13.481 (1)</b>		<b>80.07</b>	<b>11:28:55.591</b>
3 -	2:13.824 (2)	0.343	79.86	11:31:09.415
4 -	4:25.153 P	2:11.672	40.30	11:35:34.568
5 -	2:48.389	34.908	63.47	11:38:22.957
6 -	2:14.782 (3)	1.301	79.29	11:40:37.739
7 -	2:14.804	1.323	79.28	11:42:52.543
8 -	4:19.888 P	2:06.407	41.12	11:47:12.431

<b>P4 44 Nick HULL</b>				
LAP	LAP TIME	DIFF	MPH	TIME OF DAY
1 -	2:31.231	17.328	70.67	11:26:39.554
2 -	<b>2:13.903 (1)</b>		<b>79.81</b>	<b>11:28:53.457</b>
3 -	2:15.335	1.432	78.97	11:31:08.792
4 -	2:15.461	1.558	78.90	11:33:24.253
5 -	5:53.720 P	3:39.817	30.21	11:39:17.973
6 -	2:22.478	8.575	75.01	11:41:40.451
7 -	2:14.735 (2)	0.832	79.32	11:43:55.186
8 -	2:15.277 (3)	1.374	79.00	11:46:10.463

<b>P5 80 Anthony HUTCHINS</b>				
LAP	LAP TIME	DIFF	MPH	TIME OF DAY
1 -	2:34.241	18.784	69.29	11:26:45.994
2 -	2:16.353 (3)	0.896	78.38	11:29:02.347
3 -	<b>2:15.457 (1)</b>		<b>78.90</b>	<b>11:31:17.804</b>
4 -	2:17.518	2.061	77.72	11:33:35.322
5 -	3:32.937 P	1:17.480	50.19	11:37:08.259
6 -	2:25.065	9.608	73.67	11:39:33.324
7 -	2:16.583	1.126	78.25	11:41:49.907
8 -	2:15.511 (2)	0.054	78.87	11:44:05.418

<b>P6 36 Hugh PEART</b>				
LAP	LAP TIME	DIFF	MPH	TIME OF DAY
1 -	2:46.581	19.823	64.16	11:27:00.656
2 -	2:31.057	4.299	70.75	11:29:31.713
3 -	2:28.527	1.769	71.96	11:32:00.240
4 -	2:27.328 (2)	0.570	72.54	11:34:27.568
5 -	2:27.677 (3)	0.919	72.37	11:36:55.245
6 -	<b>2:26.758 (1)</b>		<b>72.82</b>	<b>11:39:22.003</b>
7 -	2:28.481	1.723	71.98	11:41:50.484

DIFF = Difference To Personal Best Lap

<b>P7 11 Andy PRITCHARD</b>				
LAP	LAP TIME	DIFF	MPH	TIME OF DAY
1 -	2:48.418	17.314	63.46	11:27:05.670
2 -	2:36.241	5.137	68.40	11:29:41.911
3 -	2:33.731	2.627	69.52	11:32:15.642
4 -	<b>2:31.104 (1)</b>		<b>70.73</b>	<b>11:34:46.746</b>
5 -	2:32.701 (3)	1.597	69.99	11:37:19.447
6 -	2:34.552	3.448	69.15	11:39:53.999
7 -	2:32.657 (2)	1.553	70.01	11:42:26.656
8 -	2:33.038	1.934	69.83	11:44:59.694

<b>P8 88 Chris VALENTINE</b>				
LAP	LAP TIME	DIFF	MPH	TIME OF DAY
1 -	2:47.783	15.343	63.70	11:27:03.847
2 -	2:33.813 (2)	1.373	69.48	11:29:37.660
3 -	2:34.302	1.862	69.26	11:32:11.962
4 -	3:18.299 P	45.859	53.89	11:35:30.261
5 -	2:36.465	4.025	68.30	11:38:06.726
6 -	2:33.984 (3)	1.544	69.41	11:40:40.710
7 -	<b>2:32.440 (1)</b>		<b>70.11</b>	<b>11:43:13.150</b>

<b>P9 639 John JONES</b>				
LAP	LAP TIME	DIFF	MPH	TIME OF DAY
1 -	2:59.446	23.356	59.56	11:27:20.001
2 -	<b>2:36.090 (1)</b>		<b>68.47</b>	<b>11:29:56.091</b>
3 -	2:36.889 (2)	0.799	68.12	11:32:32.980

Weather / Track : Bright / Dry

Results can be found at [www.tsl-timing.com](http://www.tsl-timing.com)

Snetterton 300  
Circuit Length = 2.9689 miles  
Start: 11:24 Flag 11:44 End: 11:47

Printed - 11:49 Saturday, 20 April 2019

# Toyo Tires BRSCC Porsche Championship

## QUALIFYING - RACE 2 - STATISTICS

**Competitors Started** 9  
**Planned Start** 2019-04-20 @ 11:25:00.000  
**Actual Start** 2019-04-20 @ 11:24:04.789  
**Finish Time** 2019-04-20 @ 11:44:14.411  
**Track Length** 2.9689mi.  
**Total Laps** 59  
**Total Distance Covered** 175.1657mi.

### Session Fastest Lap History

NO	CL	NAME	LAP TIME	TIME OF DAY	LAP	VEHICLE
99	A	Richard STYRIN	<b>2:12.340</b>	11:28:50.958	1	Porsche Boxster
99	A	Richard STYRIN	<b>2:12.251</b>	11:45:31.492	5	Porsche Boxster

### Flag History

TYPE	TIME OF DAY
GREEN	11:24:04.789
FINISH	11:44:14.411

### Flag Statistics

TYPE	COUNT	TOTAL LAPS	TOTAL TIME
Green	1	8	23:23.441
Red	0	0	0.000
Safety Car	0	0	0.000
FCY	0	0	0.000

Weather / Track : Bright / Dry

These results are provisional until the conclusion of any judicial and technical matters.

Snetterton 300

Circuit Length = 2.9689 miles

Start: 11:24 Flag 11:44 End: 11:47

Clerk Of Course :

Timekeeper :



# Toyo Tires BRSCC Porsche Championship

## QUALIFYING - RACE 2 - STATISTICS

CLASS : A

5 Starters

### Fastest Lap History

NO	NAME	LAP TIME	TIME OF DAY	LAP	VEHICLE
99	Richard STYRIN	2:12.340	11:28:50.958	1	Porsche Boxster
99	Richard STYRIN	2:12.251	11:45:31.492	5	Porsche Boxster

Weather / Track : Bright / Dry

These results are provisional until the conclusion of any judicial and technical matters.

Snetterton 300

Circuit Length = 2.9689 miles

Start: 11:24 Flag 11:44 End: 11:47

Clerk Of Course :

Timekeeper :

# Toyo Tires BRSCC Porsche Championship

## QUALIFYING - RACE 2 - STATISTICS

CLASS : D

4 Starters

### Fastest Lap History

NO	NAME	LAP TIME	TIME OF DAY	LAP	VEHICLE
36	Hugh PEART	<b>2:31.057</b>	11:29:31.707	2	Porsche 924
36	Hugh PEART	<b>2:28.527</b>	11:32:00.234	3	Porsche 924
36	Hugh PEART	<b>2:27.328</b>	11:34:27.562	4	Porsche 924
36	Hugh PEART	<b>2:26.758</b>	11:39:21.997	6	Porsche 924

Weather / Track : Bright / Dry

These results are provisional until the conclusion of any judicial and technical matters.

Snetterton 300


Circuit Length = 2.9689 miles

Start: 11:24 Flag 11:44 End: 11:47

Clerk Of Course :

Timekeeper :

**Toyo Tires BRSCC Porsche Championship**  
**RACE 2 - GRID (20 minutes)**

ROW 7	13	2:32.440	<b>88</b> Chris VALENTINE	14	2:36.090	<b>639</b> John JONES
ROW 6				11	2:26.758	<b>36</b> Hugh PEART
				12	2:31.104	<b>11</b> Andy PRITCHARD
ROW 5						
ROW 4						
ROW 3	5	2:15.457	<b>80</b> Anthony HUTCHINS			
ROW 2				3	2:13.481	<b>3</b> Garry LAWRENCE
				4	2:13.903	<b>44</b> Nick HULL
ROW 1	1	2:12.251	<b>99</b> Richard STYRIN	2	2:13.422	<b>33</b> Andrew PORTER
<b>Pole</b>						
						

Snetterton 300  
 Circuit Length = 2.9689 miles

**These results are provisional until the conclusion of any judicial and technical matters.**

Clerk Of Course :		Timekeeper :

# Toyo Tires BRSCC Porsche Championship

## RACE 2 - CLASSIFICATION

POS	NO	CL	PIC NAME	ENTRY	LAPS	TIME	GAP	DIFF	MPH	BEST	ON
1	99	A	1 Richard STYRIN	Porsche Boxster	9	20:21.337			78.76	<b>2:13.890</b>	4
2	3	A	2 Garry LAWRENCE	Porsche Boxster	9	20:31.175	<b>9.838</b>	9.838	78.13	<b>2:14.628</b>	4
3	44	A	3 Nick HULL	Porsche Supersport Boxster	9	20:31.369	<b>10.032</b>	0.194	78.11	<b>2:15.001</b>	2
4	80	A	4 Anthony HUTCHINS	Porsche Supersport Boxster	9	20:36.285	<b>14.948</b>	4.916	77.80	<b>2:16.033</b>	5
5	33	A	5 Andrew PORTER	Porsche Supersport Boxster	9	21:34.638	<b>1:13.301</b>	58.353	74.30	<b>2:15.423</b>	4
6	36	D	1 Hugh PEART	Porsche 924	8	20:25.244	<b>1 Lap</b>	1 Lap	69.78	<b>2:27.741</b>	3
7	639	D	2 John JONES	Porsche 924	8	20:39.489	<b>1 Lap</b>	14.245	68.98	<b>2:32.323</b>	3
8	11	D	3 Andy PRITCHARD	Porsche 924	8	20:57.649	<b>1 Lap</b>	18.160	67.98	<b>2:33.953</b>	3

### FASTEST LAP

99	A	Richard STYRIN	Porsche Boxster	4	2:13.890	79.82 mph	128.46 kph
36	D	Hugh PEART	Porsche 924	3	2:27.741	72.34 mph	116.42 kph

Weather / Track : Bright / Dry

These results are provisional until the conclusion of any judicial and technical matters.

Snetterton 300

Circuit Length = 2.9689 miles

Start: 14:24 Flag 14:44 End: 14:46

Clerk Of Course :	Timekeeper :
-------------------	--------------

# Toyo Tires BRSCC Porsche Championship

## RACE 2 - LAP CHART

LAP 1 @ 14:26:52.484			LAP 2 @ 14:29:07.551			LAP 3 @ 14:31:22.979			LAP 4 @ 14:33:36.869			LAP 5 @ 14:35:51.583		
NO	BEHIND	LAP TIME	NO	BEHIND	LAP TIME	NO	BEHIND	LAP TIME	NO	BEHIND	LAP TIME	NO	BEHIND	LAP TIME
<b>3</b>		2:20.805	<b>3</b>		2:15.067	<b>99</b>		2:15.260	<b>99</b>		2:13.890	<b>99</b>		2:14.714
<b>99</b>	0.653	2:21.458	<b>99</b>	0.168	2:14.582	<b>44</b>	1.024	2:15.665	<b>44</b>	2.730	2:15.596	<b>44</b>	5.147	2:17.131
<b>44</b>	0.853	2:21.658	<b>44</b>	0.787	2:15.001	<b>33</b>	2.284	2:15.688	<b>33</b>	3.817	2:15.423	<b>33</b>	5.580	2:16.477
<b>33</b>	1.399	2:22.204	<b>33</b>	2.024	2:15.692	<b>80</b>	4.998	2:16.333	<b>3</b>	6.762	2:14.628	<b>3</b>	7.258	2:15.210
<b>80</b>	2.614	2:23.419	<b>80</b>	4.093	2:16.546	<b>3</b>	6.024	2:21.452	<b>80</b>	8.103	2:16.995	<b>80</b>	9.422	2:16.033
<b>36</b>	16.905	2:37.710	<b>36</b>	31.161	2:29.323	<b>36</b>	43.474	2:27.741	<b>36</b>	57.593	2:28.009	<b>36</b>	1:13.863	2:30.984
<b>11</b>	24.236	2:45.041	<b>639</b>	43.272	2:33.354	<b>639</b>	1:00.167	2:32.323	<b>639</b>	1:18.700	2:32.423	<b>639</b>	1:36.652	2:32.666
<b>639</b>	24.985	2:45.790	<b>11</b>	44.234	2:35.065	<b>11</b>	1:02.759	2:33.953	<b>11</b>	1:23.769	2:34.900	<b>11</b>	1:44.904	2:35.849

Weather / Track : Bright / Dry

# Toyo Tires BRSCC Porsche Championship

## RACE 2 - LAP CHART

LAP 6 @ 14:38:06.831			LAP 7 @ 14:40:21.361			LAP 8 @ 14:42:36.157			LAP 9 @ 14:44:53.016		
NO	BEHIND	LAP TIME	NO	BEHIND	LAP TIME	NO	BEHIND	LAP TIME	NO	BEHIND	LAP TIME
<b>99</b>		2:15.248	<b>99</b>		2:14.530	<b>99</b>		2:14.796	<b>99</b>		2:16.859
<b>44</b>	6.639	2:16.740	<b>44</b>	8.907	2:16.798	<b>3</b>	10.822	2:16.104	<b>36</b>	1 Lap	2:28.074
<b>3</b>	6.787	2:14.777	<b>3</b>	9.514	2:17.257	<b>44</b>	11.596	2:17.485	<b>3</b>	9.838	2:15.875
<b>80</b>	11.354	2:17.180	<b>80</b>	13.347	2:16.523	<b>80</b>	15.551	2:17.000	<b>44</b>	10.032	2:15.295
<b>33</b>	20.258	2:29.926	<b>33</b>	42.431	2:36.703	<b>11</b>	1 Lap	2:38.973	<b>80</b>	14.948	2:16.256
<b>36</b>	1:39.937	2:41.322	<b>36</b>	2:07.488	2:42.081	<b>33</b>	1:06.601	2:38.966	<b>639</b>	1 Lap	2:35.442
<b>639</b>	1:54.681	2:33.277	<b>639</b>	2:14.365	2:34.214				<b>11</b>	1 Lap	2:36.719
<b>11</b>	2:06.805	2:37.149							<b>33</b>	1:13.301	2:23.559

Weather / Track : Bright / Dry

# Toyo Tires BRSCC Porsche Championship

## RACE 2 - LAP ANALYSIS

DIFF = Difference To Personal Best Lap

<b>P1 99 Richard STYRIN</b>				
LAP	LAP TIME	DIFF	MPH	TIME OF DAY
1 -	2:21.458	7.568	75.55	14:26:53.137
2 -	2:14.582 (3)	0.692	79.41	14:29:07.719
3 -	2:15.260	1.370	79.01	14:31:22.979
4 -	<b>2:13.890 (1)</b>		<b>79.82</b>	<b>14:33:36.869</b>
5 -	2:14.714	0.824	79.33	14:35:51.583
6 -	2:15.248	1.358	79.02	14:38:06.831
7 -	2:14.530 (2)	0.640	79.44	14:40:21.361
8 -	2:14.796	0.906	79.29	14:42:36.157
9 -	2:16.859	2.969	78.09	14:44:53.016

<b>P2 3 Garry LAWRENCE</b>				
LAP	LAP TIME	DIFF	MPH	TIME OF DAY
1 -	2:20.805	6.177	75.90	14:26:52.484
2 -	2:15.067 (3)	0.439	79.13	14:29:07.551
3 -	2:21.452	6.824	75.55	14:31:29.003
4 -	<b>2:14.628 (1)</b>		<b>79.38</b>	<b>14:33:43.631</b>
5 -	2:15.210	0.582	79.04	14:35:58.841
6 -	2:14.777 (2)	0.149	79.30	14:38:13.618
7 -	2:17.257	2.629	77.86	14:40:30.875
8 -	2:16.104	1.476	78.52	14:42:46.979
9 -	2:15.875	1.247	78.66	14:45:02.854

<b>P3 44 Nick HULL</b>				
LAP	LAP TIME	DIFF	MPH	TIME OF DAY
1 -	2:21.658	6.657	75.44	14:26:53.337
2 -	<b>2:15.001 (1)</b>		<b>79.17</b>	<b>14:29:08.338</b>
3 -	2:15.665	0.664	78.78	14:31:24.003
4 -	2:15.596 (3)	0.595	78.82	14:33:39.599
5 -	2:17.131	2.130	77.94	14:35:56.730
6 -	2:16.740	1.739	78.16	14:38:13.470
7 -	2:16.798	1.797	78.13	14:40:30.268
8 -	2:17.485	2.484	77.73	14:42:47.753
9 -	2:15.295 (2)	0.294	78.99	14:45:03.048

<b>P4 80 Anthony HUTCHINS</b>				
LAP	LAP TIME	DIFF	MPH	TIME OF DAY
1 -	2:23.419	7.386	74.52	14:26:55.098
2 -	2:16.546	0.513	78.27	14:29:11.644
3 -	2:16.333 (3)	0.300	78.39	14:31:27.977
4 -	2:16.995	0.962	78.01	14:33:44.972
5 -	<b>2:16.033 (1)</b>		<b>78.56</b>	<b>14:36:01.005</b>
6 -	2:17.180	1.147	77.91	14:38:18.185
7 -	2:16.523	0.490	78.28	14:40:34.708
8 -	2:17.000	0.967	78.01	14:42:51.708
9 -	2:16.256 (2)	0.223	78.44	14:45:07.964

<b>P5 33 Andrew PORTER</b>				
LAP	LAP TIME	DIFF	MPH	TIME OF DAY
1 -	2:22.204	6.781	75.15	14:26:53.883
2 -	2:15.692 (3)	0.269	78.76	14:29:09.575
3 -	2:15.688 (2)	0.265	78.76	14:31:25.263
4 -	<b>2:15.423 (1)</b>		<b>78.92</b>	<b>14:33:40.686</b>
5 -	2:16.477	1.054	78.31	14:35:57.163
6 -	2:29.926	14.503	71.28	14:38:27.089
7 -	2:36.703	21.280	68.20	14:41:03.792
8 -	2:38.966	23.543	67.23	14:43:42.758
9 -	2:23.559	8.136	74.45	14:46:06.317

DIFF = Difference To Personal Best Lap

<b>P6 36 Hugh PEART</b>				
LAP	LAP TIME	DIFF	MPH	TIME OF DAY
1 -	2:37.710	9.969	67.77	14:27:09.389
2 -	2:29.323	1.582	71.57	14:29:38.712
3 -	<b>2:27.741 (1)</b>		<b>72.34</b>	<b>14:32:06.453</b>
4 -	2:28.009 (2)	0.268	72.21	14:34:34.462
5 -	2:30.984	3.243	70.78	14:37:05.446
6 -	2:41.322	13.581	66.25	14:39:46.768
7 -	2:42.081	14.340	65.94	14:42:28.849
8 -	2:28.074 (3)	0.333	72.18	14:44:56.923

<b>P7 639 John JONES</b>				
LAP	LAP TIME	DIFF	MPH	TIME OF DAY
1 -	2:45.790	13.467	64.46	14:27:17.469
2 -	2:33.354	1.031	69.69	14:29:50.823
3 -	<b>2:32.323 (1)</b>		<b>70.16</b>	<b>14:32:23.146</b>
4 -	2:32.423 (2)	0.100	70.12	14:34:55.569
5 -	2:32.666 (3)	0.343	70.00	14:37:28.235
6 -	2:33.277	0.954	69.73	14:40:01.512
7 -	2:34.214	1.891	69.30	14:42:35.726
8 -	2:35.442	3.119	68.75	14:45:11.168

<b>P8 11 Andy PRITCHARD</b>				
LAP	LAP TIME	DIFF	MPH	TIME OF DAY
1 -	2:45.041	11.088	64.75	14:27:16.720
2 -	2:35.065 (3)	1.112	68.92	14:29:51.785
3 -	<b>2:33.953 (1)</b>		<b>69.42</b>	<b>14:32:25.738</b>
4 -	2:34.900 (2)	0.947	68.99	14:35:00.638
5 -	2:35.849	1.896	68.57	14:37:36.487
6 -	2:37.149	3.196	68.01	14:40:13.636
7 -	2:38.973	5.020	67.23	14:42:52.609
8 -	2:36.719	2.766	68.19	14:45:29.328

Weather / Track : Bright / Dry

Results can be found at [www.tsl-timing.com](http://www.tsl-timing.com)

Snetterton 300  
Circuit Length = 2.9689 miles  
Start: 14:24 Flag 14:44 End: 14:46

Printed - 14:48 Saturday, 20 April 2019

# Toyo Tires BRSCC Porsche Championship

## RACE 2 - STATISTICS

**Competitors Started** 8  
**Planned Start** 2019-04-20 @ 14:20:00.000  
**Actual Start** 2019-04-20 @ 14:24:31.678  
**Finish Time** 2019-04-20 @ 14:44:53.015  
**Track Length** 2.9689mi.  
**Total Laps** 69  
**Total Distance Covered** 204.8548mi.

### Session Fastest Lap History

NO	CL	NAME	LAP TIME	TIME OF DAY	LAP	VEHICLE
3	A	Garry LAWRENCE	2:20.805	14:26:52.495	1	Porsche Boxster
3	A	Garry LAWRENCE	2:15.067	14:29:07.562	2	Porsche Boxster
99	A	Richard STYRIN	2:14.582	14:29:07.719	2	Porsche Boxster
99	A	Richard STYRIN	2:13.890	14:33:36.869	4	Porsche Boxster

### Session Leader History

NO	CL	NAME	FROM LAP	LAPS LED	DISTANCE	VEHICLE
3	A	Garry LAWRENCE	1	2	2.96 miles	Porsche Boxster
99	A	Richard STYRIN	3	7	20.78 miles	Porsche Boxster

### Flag History

TYPE	TIME OF DAY
GREEN	14:24:31.678
FINISH	14:44:53.015

### Flag Statistics

TYPE	COUNT	TOTAL LAPS	TOTAL TIME
Green	1	9	21:45.505
Red	0	0	0.000
Safety Car	0	0	0.000
FCY	0	0	0.000

Weather / Track : Bright / Dry

These results are provisional until the conclusion of any judicial and technical matters.

Snetterton 300

Circuit Length = 2.9689 miles

Start: 14:24 Flag 14:44 End: 14:46

Clerk Of Course :	Timekeeper :
-------------------	--------------



# Toyo Tires BRSCC Porsche Championship

## RACE 2 - STATISTICS

CLASS : A

5 Starters

### Fastest Lap History

NO	NAME	LAP TIME	TIME OF DAY	LAP	VEHICLE
3	Garry LAWRENCE	2:20.805	14:26:52.495	1	Porsche Boxster
3	Garry LAWRENCE	2:15.067	14:29:07.562	2	Porsche Boxster
99	Richard STYRIN	2:14.582	14:29:07.719	2	Porsche Boxster
99	Richard STYRIN	2:13.890	14:33:36.869	4	Porsche Boxster

### Leader History

NO	NAME	FROM LAP	LAPS LED	DISTANCE	VEHICLE
3	Garry LAWRENCE	1	2	2.96 miles	Porsche Boxster
99	Richard STYRIN	3	7	20.78 miles	Porsche Boxster

Weather / Track : Bright / Dry

These results are provisional until the conclusion of any judicial and technical matters.

Snetterton 300

Circuit Length = 2.9689 miles

Start: 14:24 Flag 14:44 End: 14:46

Clerk Of Course :

Timekeeper :

# Toyo Tires BRSCC Porsche Championship

## RACE 2 - STATISTICS

CLASS : D

3 Starters

### Fastest Lap History

NO	NAME	LAP TIME	TIME OF DAY	LAP	VEHICLE
36	Hugh PEART	<b>2:37.710</b>	14:27:09.383	1	Porsche 924
36	Hugh PEART	<b>2:29.323</b>	14:29:38.706	2	Porsche 924
36	Hugh PEART	<b>2:27.741</b>	14:32:06.447	3	Porsche 924

### Leader History

NO	NAME	FROM LAP	LAPS LED	DISTANCE	VEHICLE
36	Hugh PEART	1	8	20.78 miles	Porsche 924

Weather / Track : Bright / Dry

These results are provisional until the conclusion of any judicial and technical matters.

Snetterton 300


Circuit Length = 2.9689 miles

Start: 14:24 Flag 14:44 End: 14:46

Clerk Of Course :

Timekeeper :

**Toyo Tires BRSCC Porsche Championship**  
**RACE 7 - GRID (20 minutes)**

ROW 7	13	<b>11</b> Andy PRITCHARD	14	<b>88</b> Chris VALENTINE	
ROW 6		11	<b>36</b> Hugh PEART	12	<b>639</b> John JONES
ROW 5					
ROW 4					
ROW 3	5	<b>33</b> Andrew PORTER			
ROW 2		3	<b>44</b> Nick HULL	4	<b>80</b> Anthony HUTCHINS
ROW 1	1	<b>99</b> Richard STYRIN	2	<b>3</b> Garry LAWRENCE	
<b>Pole</b>					
					

Snetterton 300  
 Circuit Length = 2.9689 miles

**These results are provisional until the conclusion of any judicial and technical matters.**

Clerk Of Course :		Timekeeper :

# Toyo Tires BRSCC Porsche Championship

## RACE 7 - CLASSIFICATION

POS	NO	CL	PIC NAME	ENTRY	LAPS	TIME	GAP	DIFF	MPH	BEST	ON
1	99*	A	1 Richard STYRIN	Porsche Boxster	9	20:24.060			78.58	2:13.699	2
2	33*	A	2 Andrew PORTER	Porsche Supersport Boxster	9	20:32.775	8.715	8.715	78.02	2:14.300	3
3	44	A	3 Nick HULL	Porsche Supersport Boxster	9	20:32.924	8.864	0.149	78.02	2:14.604	7
4	80	A	4 Anthony HUTCHINS	Porsche Supersport Boxster	9	20:36.807	12.747	3.883	77.77	2:15.741	9
5	36	D	1 Hugh PEART	Porsche 924	9	22:15.024	1:50.964	1:38.217	72.05	2:26.248	7
6	639	D	2 John JONES	Porsche 924	9	22:43.038	2:18.978	28.014	70.57	2:27.140	5
7	11	D	3 Andy PRITCHARD	Porsche 924	9	22:45.248	2:21.188	2.210	70.45	2:28.911	8
8	88	D	4 Chris VALENTINE	Porsche 924	9	22:46.082	2:22.022	0.834	70.41	2:28.884	6

### NOT CLASSIFIED

DNF	3	A	Garry LAWRENCE	Porsche Boxster	3	6:52.738	6 Laps	6 Laps	77.68	2:14.492	2
-----	---	---	----------------	-----------------	---	----------	--------	--------	-------	----------	---

### FASTEST LAP

99	A	Richard STYRIN	Porsche Boxster	2	2:13.699	79.94 mph	128.65 kph
36	D	Hugh PEART	Porsche 924	7	2:26.248	73.08 mph	117.61 kph

Cars 33 & 99 – No Working transponder, Motorsport UK Q12.2.1, please fix or you may not be timed in your next race

Weather / Track : Bright / Dry

These results are provisional until the conclusion of any judicial and technical matters.

Snetterton 300

Circuit Length = 2.9689 miles

Start: 11:58 Flag 12:18 End: 12:21

Clerk Of Course :	Timekeeper :
-------------------	--------------

# Toyo Tires BRSCC Porsche Championship

## RACE 7 - LAP CHART

LAP 1 @ 12:00:31.490			LAP 2 @ 12:02:45.189			LAP 3 @ 12:04:59.142			LAP 4 @ 12:07:13.697			LAP 5 @ 12:09:29.672		
NO	BEHIND	LAP TIME	NO	BEHIND	LAP TIME	NO	BEHIND	LAP TIME	NO	BEHIND	LAP TIME	NO	BEHIND	LAP TIME
<b>99</b>		2:21.227	<b>99</b>		2:13.699	<b>99</b>		2:13.953	<b>99</b>		2:14.555	<b>99</b>		2:15.975
<b>3</b>	1.143	2:22.370	<b>3</b>	1.936	2:14.492	<b>3</b>	3.859	2:15.876	<b>44</b>	7.677	2:18.184	<b>33</b>	9.177	2:17.028
<b>44</b>	1.639	2:22.866	<b>44</b>	2.646	2:14.706	<b>44</b>	4.048	2:15.355	<b>33</b>	8.124	2:17.222	<b>44</b>	9.405	2:17.703
<b>33</b>	3.485	2:24.712	<b>33</b>	5.110	2:15.324	<b>33</b>	5.457	2:14.300	<b>80</b>	10.557	2:15.759	<b>80</b>	10.496	2:15.914
<b>80</b>	3.781	2:25.008	<b>80</b>	5.915	2:15.833	<b>80</b>	9.353	2:17.391	<b>36</b>	58.861	2:26.615	<b>36</b>	1:09.562	2:26.676
<b>36</b>	19.570	2:40.797	<b>36</b>	33.857	2:27.986	<b>36</b>	46.801	2:26.897	<b>88</b>	1:09.081	2:30.835	<b>88</b>	1:22.066	2:28.960
<b>88</b>	20.244	2:41.471	<b>88</b>	35.706	2:29.161	<b>88</b>	52.801	2:31.048	<b>639</b>	1:11.178	2:28.733	<b>639</b>	1:22.343	2:27.140
<b>11</b>	22.406	2:43.633	<b>11</b>	40.501	2:31.794	<b>11</b>	56.952	2:30.404	<b>11</b>	1:11.691	2:29.294	<b>11</b>	1:26.210	2:30.494
<b>639</b>	22.721	2:43.948	<b>639</b>	40.850	2:31.828	<b>639</b>	57.000	2:30.103						

Weather / Track : Bright / Dry

Snetterton 300  
 Circuit Length = 2.9689 miles  
 Start: 11:58 Flag 12:18 End: 12:21

# Toyo Tires BRSCC Porsche Championship

## RACE 7 - LAP ANALYSIS

DIFF = Difference To Personal Best Lap

<b>P1 99 Richard STYRIN</b>				
LAP	LAP TIME	DIFF	MPH	TIME OF DAY
1 -	2:21.227	7.528	75.68	12:00:31.490
<b>2 -</b>	<b>2:13.699 (1)</b>		<b>79.94</b>	<b>12:02:45.189</b>
3 -	2:13.953 (2)	0.254	79.78	12:04:59.142
4 -	2:14.555 (3)	0.856	79.43	12:07:13.697
5 -	2:15.975	2.276	78.60	12:09:29.672
6 -	2:16.431	2.732	78.34	12:11:46.103
7 -	2:15.515	1.816	78.87	12:14:01.618
8 -	2:15.495	1.796	78.88	12:16:17.113
9 -	2:17.210	3.511	77.89	12:18:34.323

<b>P2 33 Andrew PORTER</b>				
LAP	LAP TIME	DIFF	MPH	TIME OF DAY
1 -	2:24.712	10.412	73.85	12:00:34.975
2 -	2:15.324 (3)	1.024	78.98	12:02:50.299
<b>3 -</b>	<b>2:14.300 (1)</b>		<b>79.58</b>	<b>12:05:04.599</b>
4 -	2:17.222	2.922	77.88	12:07:21.821
5 -	2:17.028	2.728	77.99	12:09:38.849
6 -	2:16.507	2.207	78.29	12:11:55.356
7 -	2:15.301 (2)	1.001	78.99	12:14:10.657
8 -	2:16.574	2.274	78.25	12:16:27.231
9 -	2:15.807	1.507	78.70	12:18:43.038

<b>P3 44 Nick HULL</b>				
LAP	LAP TIME	DIFF	MPH	TIME OF DAY
1 -	2:22.866	8.262	74.81	12:00:33.129
2 -	2:14.706 (2)	0.102	79.34	12:02:47.835
3 -	2:15.355 (3)	0.751	78.96	12:05:03.190
4 -	2:18.184	3.580	77.34	12:07:21.374
5 -	2:17.703	3.099	77.61	12:09:39.077
6 -	2:16.975	2.371	78.02	12:11:56.052
<b>7 -</b>	<b>2:14.604 (1)</b>		<b>79.40</b>	<b>12:14:10.656</b>
8 -	2:16.758	2.154	78.15	12:16:27.414
9 -	2:15.773	1.169	78.72	12:18:43.187

<b>P4 80 Anthony HUTCHINS</b>				
LAP	LAP TIME	DIFF	MPH	TIME OF DAY
1 -	2:25.008	9.267	73.70	12:00:35.271
2 -	2:15.833 (3)	0.092	78.68	12:02:51.104
3 -	2:17.391	1.650	77.79	12:05:08.495
4 -	2:15.759 (2)	0.018	78.72	12:07:24.254
5 -	2:15.914	0.173	78.63	12:09:40.168
6 -	2:17.227	1.486	77.88	12:11:57.395
7 -	2:17.167	1.426	77.92	12:14:14.562
8 -	2:16.767	1.026	78.14	12:16:31.329
<b>9 -</b>	<b>2:15.741 (1)</b>		<b>78.73</b>	<b>12:18:47.070</b>

<b>P5 36 Hugh PEART</b>				
LAP	LAP TIME	DIFF	MPH	TIME OF DAY
1 -	2:40.797	14.549	66.46	12:00:51.060
2 -	2:27.986	1.738	72.22	12:03:19.046
3 -	2:26.897	0.649	72.75	12:05:45.943
4 -	2:26.615 (3)	0.367	72.89	12:08:12.558
5 -	2:26.676	0.428	72.86	12:10:39.234
6 -	2:26.263 (2)	0.015	73.07	12:13:05.497
<b>7 -</b>	<b>2:26.248 (1)</b>		<b>73.08</b>	<b>12:15:31.745</b>
8 -	2:26.733	0.485	72.84	12:17:58.478
9 -	2:26.809	0.561	72.80	12:20:25.287

DIFF = Difference To Personal Best Lap

<b>P6 639 John JONES</b>				
LAP	LAP TIME	DIFF	MPH	TIME OF DAY
1 -	2:43.948	16.808	65.19	12:00:54.211
2 -	2:31.828	4.688	70.39	12:03:26.039
3 -	2:30.103	2.963	71.20	12:05:56.142
4 -	2:28.733	1.593	71.86	12:08:24.875
<b>5 -</b>	<b>2:27.140 (1)</b>		<b>72.63</b>	<b>12:10:52.015</b>
6 -	2:27.324 (2)	0.184	72.54	12:13:19.339
7 -	2:28.140 (3)	1.000	72.14	12:15:47.479
8 -	2:31.829	4.689	70.39	12:18:19.308
9 -	2:33.993	6.853	69.40	12:20:53.301

<b>P7 11 Andy PRITCHARD</b>				
LAP	LAP TIME	DIFF	MPH	TIME OF DAY
1 -	2:43.633	14.722	65.31	12:00:53.896
2 -	2:31.794	2.883	70.41	12:03:25.690
3 -	2:30.404	1.493	71.06	12:05:56.094
4 -	2:29.294 (3)	0.383	71.59	12:08:25.388
5 -	2:30.494	1.583	71.01	12:10:55.882
6 -	2:31.167	2.256	70.70	12:13:27.049
7 -	2:30.398	1.487	71.06	12:15:57.447
<b>8 -</b>	<b>2:28.911 (1)</b>		<b>71.77</b>	<b>12:18:26.358</b>
9 -	2:29.153 (2)	0.242	71.65	12:20:55.511

<b>P8 88 Chris VALENTINE</b>				
LAP	LAP TIME	DIFF	MPH	TIME OF DAY
1 -	2:41.471	12.587	66.19	12:00:51.734
2 -	2:29.161 (3)	0.277	71.65	12:03:20.895
3 -	2:31.048	2.164	70.75	12:05:51.943
4 -	2:30.835	1.951	70.85	12:08:22.778
5 -	2:28.960 (2)	0.076	71.75	12:10:51.738
<b>6 -</b>	<b>2:28.884 (1)</b>		<b>71.78</b>	<b>12:13:20.622</b>
7 -	2:31.137	2.253	70.71	12:15:51.759
8 -	2:32.361	3.477	70.14	12:18:24.120
9 -	2:32.225	3.341	70.21	12:20:56.345

<b>P9 3 Garry LAWRENCE</b>				
LAP	LAP TIME	DIFF	MPH	TIME OF DAY
1 -	2:22.370 (3)	7.878	75.07	12:00:32.633
<b>2 -</b>	<b>2:14.492 (1)</b>		<b>79.47</b>	<b>12:02:47.125</b>
3 -	2:15.876 (2)	1.384	78.66	12:05:03.001

Weather / Track : Bright / Dry

Results can be found at [www.tsl-timing.com](http://www.tsl-timing.com)

Snetterton 300  
Circuit Length = 2.9689 miles  
Start: 11:58 Flag 12:18 End: 12:21

Printed - 12:24 Sunday, 21 April 2019

# Toyo Tires BRSCC Porsche Championship

## RACE 7 - STATISTICS

**Competitors Started** 9  
**Planned Start** 2019-04-21 @ 11:40:00.000  
**Actual Start** 2019-04-21 @ 11:58:10.263  
**Finish Time** 2019-04-21 @ 12:18:33.074  
**Track Length** 2.9689mi.  
**Total Laps** 75  
**Total Distance Covered** 222.6683mi.

### Session Fastest Lap History

NO	CL	NAME	LAP TIME	TIME OF DAY	LAP	VEHICLE
99	A	Richard STYRIN	2:21.227	12:00:31.490	1	Porsche Boxster
99	A	Richard STYRIN	2:13.699	12:02:45.189	2	Porsche Boxster

### Session Leader History

NO	CL	NAME	FROM LAP	LAPS LED	DISTANCE	VEHICLE
99	A	Richard STYRIN	1	9	23.75 miles	Porsche Boxster

### Flag History

TYPE	TIME OF DAY
GREEN	11:58:10.263
FINISH	12:18:33.074

### Flag Statistics

TYPE	COUNT	TOTAL LAPS	TOTAL TIME
Green	1	9	23:06.335
Red	0	0	0.000
Safety Car	0	0	0.000
FCY	0	0	0.000

Weather / Track : Bright / Dry

These results are provisional until the conclusion of any judicial and technical matters.

Snetterton 300

Circuit Length = 2.9689 miles

Start: 11:58 Flag 12:18 End: 12:21

Clerk Of Course :

Timekeeper :

# Toyo Tires BRSCC Porsche Championship

## RACE 7 - STATISTICS

**CLASS : A**

**5 Starters**

### Fastest Lap History

NO	NAME	LAP TIME	TIME OF DAY	LAP	VEHICLE
99	Richard STYRIN	<b>2:21.227</b>	12:00:31.490	1	Porsche Boxster
99	Richard STYRIN	<b>2:13.699</b>	12:02:45.189	2	Porsche Boxster

### Leader History

NO	NAME	FROM LAP	LAPS LED	DISTANCE	VEHICLE
99	Richard STYRIN	1	9	23.75 miles	Porsche Boxster

**Weather / Track : Bright / Dry**

**These results are provisional until the conclusion of any judicial and technical matters.**

Snetterton 300

Circuit Length = 2.9689 miles

Start: 11:58 Flag 12:18 End: 12:21

Clerk Of Course :

Timekeeper :



# Toyo Tires BRSCC Porsche Championship

## RACE 7 - STATISTICS

CLASS : D

4 Starters

### Fastest Lap History

NO	NAME	LAP TIME	TIME OF DAY	LAP	VEHICLE
36	Hugh PEART	<b>2:40.797</b>	12:00:51.053	1	Porsche 924
36	Hugh PEART	<b>2:27.986</b>	12:03:19.039	2	Porsche 924
36	Hugh PEART	<b>2:26.897</b>	12:05:45.937	3	Porsche 924
36	Hugh PEART	<b>2:26.615</b>	12:08:12.552	4	Porsche 924
36	Hugh PEART	<b>2:26.263</b>	12:13:05.491	6	Porsche 924
36	Hugh PEART	<b>2:26.248</b>	12:15:31.738	7	Porsche 924

### Leader History

NO	NAME	FROM LAP	LAPS LED	DISTANCE	VEHICLE
36	Hugh PEART	1	9	23.75 miles	Porsche 924

Weather / Track : Bright / Dry

These results are provisional until the conclusion of any judicial and technical matters.

Snetterton 300


Circuit Length = 2.9689 miles

Start: 11:58 Flag 12:18 End: 12:21

Clerk Of Course :

Timekeeper :

**Toyo Tires BRSCC Porsche Championship**  
**RACE 12 - GRID (20 minutes)**

ROW 7	13	<b>639</b> John JONES	14	<b>36</b> Hugh PEART	
ROW 6		11	<b>88</b> Chris VALENTINE	12	<b>11</b> Andy PRITCHARD
ROW 5					
ROW 4					
ROW 3	5	<b>3</b> Garry LAWRENCE			
ROW 2		3	<b>33</b> Andrew PORTER	4	<b>99</b> Richard STYRIN
ROW 1	1	<b>80</b> Anthony HUTCHINS	2	<b>44</b> Nick HULL	
<b>Pole</b>					
					

Snetterton 300  
 Circuit Length = 2.9689 miles

**These results are provisional until the conclusion of any judicial and technical matters.**

Clerk Of Course :		Timekeeper :

**Toyo Tires BRSCC Porsche Championship**
**RACE 12 - CLASSIFICATION**

POS	NO	CL	PIC NAME	ENTRY	LAPS	TIME	GAP	DIFF	MPH	BEST	ON
1	99	A	1 Garry LAWRENCE	Porsche Boxster	9	20:45.959			77.20	<b>2:16.539</b>	6
2	44	A	2 Nick HULL	Porsche Supersport Boxster	9	20:46.191	<b>0.232</b>	0.232	77.18	<b>2:15.429</b>	7
3	80	A	3 Anthony HUTCHINS	Porsche Supersport Boxster	9	20:46.889	<b>0.930</b>	0.698	77.14	<b>2:16.247</b>	7
4	33	A	4 Andrew PORTER	Porsche Supersport Boxster	9	21:15.798	<b>29.839</b>	28.909	75.39	<b>2:15.543</b>	7
5	36	D	1 Hugh PEART	Porsche 924	9	22:18.496	<b>1:32.537</b>	1:02.698	71.86	<b>2:25.900</b>	6
6	88	D	2 Chris VALENTINE	Porsche 924	9	22:43.706	<b>1:57.747</b>	25.210	70.53	<b>2:29.699</b>	2
7	639	D	3 John JONES	Porsche 924	9	22:46.953	<b>2:00.994</b>	3.247	70.37	<b>2:27.922</b>	7

## NOT CLASSIFIED

<i>DNF</i>	11	D	Andy PRITCHARD	Porsche 924	8	20:14.931	<b>1 Lap</b>	1 Lap	70.37	<b>2:28.460</b>	8
------------	----	---	----------------	-------------	---	-----------	--------------	-------	-------	-----------------	---

## FASTEST LAP

	44	A	Nick HULL	Porsche Supersport Boxster	7	2:15.429		78.92 mph		127.00 kph	
	36	D	Hugh PEART	Porsche 924	6	2:25.900		73.25 mph		117.89 kph	

Weather / Track : Bright / Dry

These results are provisional until the conclusion of any judicial and technical matters.

Snetterton 300

Circuit Length = 2.9689 miles

Start: 15:30 Flag 15:51 End: 15:53

Clerk Of Course :

Timekeeper :

# Toyo Tires BRSCC Porsche Championship

## RACE 12 - LAP CHART

LAP 1 @ 15:32:51.579			LAP 2 @ 15:35:09.659			LAP 3 @ 15:37:28.012			LAP 4 @ 15:39:46.400			LAP 5 @ 15:42:03.592		
NO	BEHIND	LAP TIME	NO	BEHIND	LAP TIME	NO	BEHIND	LAP TIME	NO	BEHIND	LAP TIME	NO	BEHIND	LAP TIME
<b>99</b>		2:24.426	<b>44</b>		2:17.920	<b>44</b>		2:18.353	<b>99</b>		2:17.639	<b>99</b>		2:17.192
<b>44</b>	0.160	2:24.586	<b>99</b>	0.278	2:18.358	<b>99</b>	0.749	2:18.824	<b>44</b>	0.194	2:18.582	<b>33</b>	0.291	2:17.030
<b>80</b>	0.925	2:25.351	<b>33</b>	0.753	2:17.560	<b>33</b>	0.876	2:18.476	<b>33</b>	0.453	2:17.965	<b>44</b>	0.711	2:17.709
<b>33</b>	1.273	2:25.699	<b>80</b>	1.414	2:18.569	<b>80</b>	1.245	2:18.184	<b>80</b>	0.829	2:17.972	<b>80</b>	1.397	2:17.760
<b>88</b>	14.895	2:39.321	<b>88</b>	26.514	2:29.699	<b>36</b>	35.745	2:27.426	<b>36</b>	44.467	2:27.110	<b>36</b>	53.855	2:26.580
<b>11</b>	16.274	2:40.700	<b>36</b>	26.672	2:28.347	<b>88</b>	38.261	2:30.100	<b>88</b>	49.661	2:29.788	<b>88</b>	1:03.631	2:31.162
<b>36</b>	16.405	2:40.831	<b>11</b>	31.364	2:33.170	<b>11</b>	43.250	2:30.239	<b>11</b>	56.818	2:31.956	<b>639</b>	1:10.844	2:30.439
<b>639</b>	17.419	2:41.845	<b>639</b>	31.548	2:32.209	<b>639</b>	44.695	2:31.500	<b>639</b>	57.597	2:31.290	<b>11</b>	1:10.855	2:31.229

Weather / Track : Bright / Dry

Snetterton 300  
 Circuit Length = 2.9689 miles  
 Start: 15:30 Flag 15:51 End: 15:53

# Toyo Tires BRSCC Porsche Championship

## RACE 12 - LAP CHART

LAP 6 @ 15:44:20.131			LAP 7 @ 15:46:36.126			LAP 8 @ 15:48:56.445			LAP 9 @ 15:51:13.112		
NO	BEHIND	LAP TIME	NO	BEHIND	LAP TIME	NO	BEHIND	LAP TIME	NO	BEHIND	LAP TIME
<b>99</b>		2:16.539	<b>33</b>		2:15.543	<b>99</b>		2:19.500	<b>99</b>		2:16.667
<b>33</b>	0.452	2:16.700	<b>44</b>	0.291	2:15.429	<b>44</b>	0.198	2:20.226	<b>44</b>	0.232	2:16.701
<b>44</b>	0.857	2:16.685	<b>99</b>	0.819	2:16.814	<b>80</b>	0.526	2:19.397	<b>80</b>	0.930	2:17.071
<b>80</b>	1.196	2:16.338	<b>80</b>	1.448	2:16.247	<b>33</b>	18.607	2:38.926	<b>33</b>	29.839	2:27.899
<b>36</b>	1:03.216	2:25.900	<b>36</b>	1:14.051	2:26.830	<b>36</b>	1:21.852	2:28.120	<b>36</b>	1:32.537	2:27.352
<b>88</b>	1:18.856	2:31.764	<b>88</b>	1:33.576	2:30.715	<b>88</b>	1:43.494	2:30.237	<b>88</b>	1:57.747	2:30.920
<b>639</b>	1:24.405	2:30.100	<b>639</b>	1:36.332	2:27.922	<b>11</b>	1:45.639	2:28.460	<b>639</b>	2:00.994	2:32.005
<b>11</b>	1:24.959	2:30.643	<b>11</b>	1:37.498	2:28.534	<b>639</b>	1:45.656	2:29.643			

Weather / Track : Bright / Dry

Results can be found at [www.tsl-timing.com](http://www.tsl-timing.com)

Page 2 of 2

Snetterton 300  
 Circuit Length = 2.9689 miles  
 Start: 15:30 Flag 15:51 End: 15:53

Printed - 15:56 Sunday, 21 April 2019

# Toyo Tires BRSCC Porsche Championship

## RACE 12 - LAP ANALYSIS

DIFF = Difference To Personal Best Lap

<b>P1 99 Garry LAWRENCE</b>				
LAP	LAP TIME	DIFF	MPH	TIME OF DAY
1 -	2:24.426	7.887	74.00	15:32:51.579
2 -	2:18.358	1.819	77.24	15:35:09.937
3 -	2:18.824	2.285	76.99	15:37:28.761
4 -	2:17.639	1.100	77.65	15:39:46.400
5 -	2:17.192	0.653	77.90	15:42:03.592
<b>6 -</b>	<b>2:16.539 (1)</b>		<b>78.27</b>	<b>15:44:20.131</b>
7 -	2:16.814 (3)	0.275	78.12	15:46:36.945
8 -	2:19.500	2.961	76.61	15:48:56.445
9 -	2:16.667 (2)	0.128	78.20	15:51:13.112

<b>P2 44 Nick HULL</b>				
LAP	LAP TIME	DIFF	MPH	TIME OF DAY
1 -	2:24.586	9.157	73.92	15:32:51.739
2 -	2:17.920	2.491	77.49	15:35:09.659
3 -	2:18.353	2.924	77.25	15:37:28.012
4 -	2:18.582	3.153	77.12	15:39:46.594
5 -	2:17.709	2.280	77.61	15:42:04.303
6 -	2:16.685 (2)	1.256	78.19	15:44:20.988
<b>7 -</b>	<b>2:15.429 (1)</b>		<b>78.92</b>	<b>15:46:36.417</b>
8 -	2:20.226	4.797	76.22	15:48:56.643
9 -	2:16.701 (3)	1.272	78.18	15:51:13.344

<b>P3 80 Anthony HUTCHINS</b>				
LAP	LAP TIME	DIFF	MPH	TIME OF DAY
1 -	2:25.351	9.104	73.53	15:32:52.504
2 -	2:18.569	2.322	77.13	15:35:11.073
3 -	2:18.184	1.937	77.34	15:37:29.257
4 -	2:17.972	1.725	77.46	15:39:47.229
5 -	2:17.760	1.513	77.58	15:42:04.989
6 -	2:16.338 (2)	0.091	78.39	15:44:21.327
<b>7 -</b>	<b>2:16.247 (1)</b>		<b>78.44</b>	<b>15:46:37.574</b>
8 -	2:19.397	3.150	76.67	15:48:56.971
9 -	2:17.071 (3)	0.824	77.97	15:51:14.042

<b>P4 33 Andrew PORTER</b>				
LAP	LAP TIME	DIFF	MPH	TIME OF DAY
1 -	2:25.699	10.156	73.35	15:32:52.852
2 -	2:17.560	2.017	77.69	15:35:10.412
3 -	2:18.476	2.933	77.18	15:37:28.888
4 -	2:17.965	2.422	77.46	15:39:46.853
5 -	2:17.030 (3)	1.487	77.99	15:42:03.883
6 -	2:16.700 (2)	1.157	78.18	15:44:20.583
<b>7 -</b>	<b>2:15.543 (1)</b>		<b>78.85</b>	<b>15:46:36.126</b>
8 -	2:38.926	23.383	67.25	15:49:15.052
9 -	2:27.899	12.356	72.26	15:51:42.951

<b>P5 36 Hugh PEART</b>				
LAP	LAP TIME	DIFF	MPH	TIME OF DAY
1 -	2:40.831	14.931	66.45	15:33:07.984
2 -	2:28.347	2.447	72.04	15:35:36.331
3 -	2:27.426	1.526	72.49	15:38:03.757
4 -	2:27.110	1.210	72.65	15:40:30.867
5 -	2:26.580 (2)	0.680	72.91	15:42:57.447
<b>6 -</b>	<b>2:25.900 (1)</b>		<b>73.25</b>	<b>15:45:23.347</b>
7 -	2:26.830 (3)	0.930	72.79	15:47:50.177
8 -	2:28.120	2.220	72.15	15:50:18.297
9 -	2:27.352	1.452	72.53	15:52:45.649

DIFF = Difference To Personal Best Lap

<b>P6 88 Chris VALENTINE</b>				
LAP	LAP TIME	DIFF	MPH	TIME OF DAY
1 -	2:39.321	9.622	67.08	15:33:06.474
<b>2 -</b>	<b>2:29.699 (1)</b>		<b>71.39</b>	<b>15:35:36.173</b>
3 -	2:30.100 (3)	0.401	71.20	15:38:06.273
4 -	2:29.788 (2)	0.089	71.35	15:40:36.061
5 -	2:31.162	1.463	70.70	15:43:07.223
6 -	2:31.764	2.065	70.42	15:45:38.987
7 -	2:30.715	1.016	70.91	15:48:09.702
8 -	2:30.237	0.538	71.14	15:50:39.939
9 -	2:30.920	1.221	70.81	15:53:10.859

<b>P7 639 John JONES</b>				
LAP	LAP TIME	DIFF	MPH	TIME OF DAY
1 -	2:41.845	13.923	66.03	15:33:08.998
2 -	2:32.209	4.287	70.21	15:35:41.207
3 -	2:31.500	3.578	70.54	15:38:12.707
4 -	2:31.290	3.368	70.64	15:40:43.997
5 -	2:30.439	2.517	71.04	15:43:14.436
6 -	2:30.100 (3)	2.178	71.20	15:45:44.536
<b>7 -</b>	<b>2:27.922 (1)</b>		<b>72.25</b>	<b>15:48:12.458</b>
8 -	2:29.643 (2)	1.721	71.42	15:50:42.101
9 -	2:32.005	4.083	70.31	15:53:14.106

<b>P8 11 Andy PRITCHARD</b>				
LAP	LAP TIME	DIFF	MPH	TIME OF DAY
1 -	2:40.700	12.240	66.50	15:33:07.853
2 -	2:33.170	4.710	69.77	15:35:41.023
3 -	2:30.239 (3)	1.779	71.14	15:38:11.262
4 -	2:31.956	3.496	70.33	15:40:43.218
5 -	2:31.229	2.769	70.67	15:43:14.447
6 -	2:30.643	2.183	70.94	15:45:45.090
7 -	2:28.534 (2)	0.074	71.95	15:48:13.624
<b>8 -</b>	<b>2:28.460 (1)</b>		<b>71.99</b>	<b>15:50:42.084</b>

Weather / Track : Bright / Dry

Results can be found at [www.tsl-timing.com](http://www.tsl-timing.com)

Snetterton 300

Circuit Length = 2.9689 miles

Start: 15:30 Flag 15:51 End: 15:53

Printed - 15:55 Sunday, 21 April 2019

# Toyo Tires BRSCC Porsche Championship

## RACE 12 - STATISTICS

**Competitors Started** 8  
**Planned Start** 2019-04-21 @ 15:10:00.000  
**Actual Start** 2019-04-21 @ 15:30:27.152  
**Finish Time** 2019-04-21 @ 15:51:12.090  
**Track Length** 2.9689mi.  
**Total Laps** 71  
**Total Distance Covered** 210.7927mi.

### Session Fastest Lap History

NO	CL	NAME	LAP TIME	TIME OF DAY	LAP	VEHICLE
99	A	Garry LAWRENCE	2:24.426	15:32:51.579	1	Porsche Boxster
44	A	Nick HULL	2:17.920	15:35:09.692	2	Porsche Supersport Boxster
33	A	Andrew PORTER	2:17.560	15:35:10.412	2	Porsche Supersport Boxster
99	A	Garry LAWRENCE	2:17.192	15:42:03.592	5	Porsche Boxster
33	A	Andrew PORTER	2:17.030	15:42:03.883	5	Porsche Supersport Boxster
99	A	Garry LAWRENCE	2:16.539	15:44:20.131	6	Porsche Boxster
80	A	Anthony HUTCHINS	2:16.338	15:44:21.335	6	Porsche Supersport Boxster
33	A	Andrew PORTER	2:15.543	15:46:36.126	7	Porsche Supersport Boxster
44	A	Nick HULL	2:15.429	15:46:36.448	7	Porsche Supersport Boxster

### Session Leader History

NO	CL	NAME	FROM LAP	LAPS LED	DISTANCE	VEHICLE
99	A	Garry LAWRENCE	1	1	miles	Porsche Boxster
44	A	Nick HULL	2	2	5.93 miles	Porsche Supersport Boxster
99	A	Garry LAWRENCE	4	3	8.90 miles	Porsche Boxster
33	A	Andrew PORTER	7	1	2.96 miles	Porsche Supersport Boxster
99	A	Garry LAWRENCE	8	2	5.93 miles	Porsche Boxster

### Flag History

TYPE	TIME OF DAY
GREEN	15:30:27.152
FINISH	15:51:12.090

### Flag Statistics

TYPE	COUNT	TOTAL LAPS	TOTAL TIME
Green	1	9	23:27.772
Red	0	0	0.000
Safety Car	0	0	0.000
FCY	0	0	0.000

Weather / Track : Bright / Dry

These results are provisional until the conclusion of any judicial and technical matters.

Snetterton 300

Circuit Length = 2.9689 miles

Start: 15:30 Flag 15:51 End: 15:53

Clerk Of Course :	Timekeeper :
-------------------	--------------

# Toyo Tires BRSCC Porsche Championship

## RACE 12 - STATISTICS

CLASS : A

4 Starters

### Fastest Lap History

NO	NAME	LAP TIME	TIME OF DAY	LAP	VEHICLE
99	Garry LAWRENCE	2:24.426	15:32:51.579	1	Porsche Boxster
44	Nick HULL	2:17.920	15:35:09.692	2	Porsche Supersport Boxster
33	Andrew PORTER	2:17.560	15:35:10.412	2	Porsche Supersport Boxster
99	Garry LAWRENCE	2:17.192	15:42:03.592	5	Porsche Boxster
33	Andrew PORTER	2:17.030	15:42:03.883	5	Porsche Supersport Boxster
99	Garry LAWRENCE	2:16.539	15:44:20.131	6	Porsche Boxster
80	Anthony HUTCHINS	2:16.338	15:44:21.335	6	Porsche Supersport Boxster
33	Andrew PORTER	2:15.543	15:46:36.126	7	Porsche Supersport Boxster
44	Nick HULL	2:15.429	15:46:36.448	7	Porsche Supersport Boxster

### Leader History

NO	NAME	FROM LAP	LAPS LED	DISTANCE	VEHICLE
99	Garry LAWRENCE	1	1	miles	Porsche Boxster
44	Nick HULL	2	2	5.93 miles	Porsche Supersport Boxster
99	Garry LAWRENCE	4	3	8.90 miles	Porsche Boxster
33	Andrew PORTER	7	1	2.96 miles	Porsche Supersport Boxster
99	Garry LAWRENCE	8	2	5.93 miles	Porsche Boxster

Weather / Track : Bright / Dry

These results are provisional until the conclusion of any judicial and technical matters.

Snetterton 300

Circuit Length = 2.9689 miles

Start: 15:30 Flag 15:51 End: 15:53

Clerk Of Course :

Timekeeper :



# Toyo Tires BRSCC Porsche Championship

## RACE 12 - STATISTICS

CLASS : D

4 Starters

### Fastest Lap History

NO	NAME	LAP TIME	TIME OF DAY	LAP	VEHICLE
88	Chris VALENTINE	2:39.321	15:33:06.469	1	Porsche 924
88	Chris VALENTINE	2:29.699	15:35:36.168	2	Porsche 924
36	Hugh PEART	2:28.347	15:35:36.325	2	Porsche 924
36	Hugh PEART	2:27.426	15:38:03.751	3	Porsche 924
36	Hugh PEART	2:27.110	15:40:30.861	4	Porsche 924
36	Hugh PEART	2:26.580	15:42:57.441	5	Porsche 924
36	Hugh PEART	2:25.900	15:45:23.341	6	Porsche 924

### Leader History

NO	NAME	FROM LAP	LAPS LED	DISTANCE	VEHICLE
88	Chris VALENTINE	1	2	2.96 miles	Porsche 924
36	Hugh PEART	3	7	20.78 miles	Porsche 924

Weather / Track : Bright / Dry

These results are provisional until the conclusion of any judicial and technical matters.

Snetterton 300

Circuit Length = 2.9689 miles

Start: 15:30 Flag 15:51 End: 15:53

Clerk Of Course :

Timekeeper :