



BRSCC MAZDA MX-5 SUPERCUP

Donington Park GP

25th / 26th September 2021



Results Provided by Timing Solutions Ltd
www.tsl-timing.com

BRSCC Mazda MX-5 SuperCup

QUALIFYING - RACE 9 - 2ND FASTEST CLASSIFICATION



POS	NO	CL	PIC NAME	ENTRY	TIME	ON	LAPS	GAP	DIFF	MPH
1	1	Pro	1 Samuel SMITH	Mazda MX-5 Mk3	1:51.141	4	10			80.56
2	29	Pro	2 Patrick FLETCHER	Mazda MX-5 Mk3	1:51.308	7	8	0.167	0.167	80.44
3	5	Pro	3 John LANGRIDGE	Mazda MX-5 Mk3	1:52.016	7	10	0.875	0.708	79.93
4	12*	Pro	4 Declan LEE	Mazda MX-5 Mk3	1:52.334	5	9	1.193	0.318	79.71
5	24*	Pro	5 James COSSINS	Mazda MX-5 Mk3	1:52.404	6	10	1.263	0.070	79.66
6	47	Pro	6 James WHARRIER	Mazda MX-5 Mk3	1:52.720	3	9	1.579	0.316	79.43
7	43*	Pro	7 Jack HARDING	Mazda MX-5 Mk3	1:52.754	6	10	1.613	0.034	79.41
8	10*	Pro	8 Brayden FLETCHER	Mazda MX-5 Mk3	1:52.853	9	9	1.712	0.099	79.34
9	4*	Pro	9 Adam BESSELL	Mazda MX-5 Mk3	1:52.895	2	9	1.754	0.042	79.31
10	41	Pro	10 Tom SMITH	Mazda MX-5 Mk3	1:52.925	4	11	1.784	0.030	79.29
11	7	Pro	11 Alex MILLER	Mazda MX-5 Mk3	1:53.150	4	5	2.009	0.225	79.13
12	99*	Pro	12 Nick RUTTER	Mazda MX-5 Mk3	1:53.324	7	10	2.183	0.174	79.01
13	50	Pro	13 Leigh BRITTEN	Mazda MX-5 Mk3	1:53.331	2	10	2.190	0.007	79.01
14	62	Club	1 Kevin SILVAIN	Mazda MX-5 Mk3	1:53.408	4	10	2.267	0.077	78.95
15	48*	Pro	14 Tom GRENSINGER	Mazda MX-5 Mk3	1:53.415	4	10	2.274	0.007	78.95
16	96*	Pro	15 Christopher RICHARDSON	Mazda MX-5 Mk3	1:53.461	6	10	2.320	0.046	78.92
17	82	Pro	16 Michael KNIBBS	Mazda MX-5 Mk3	1:53.663	2	5	2.522	0.202	78.78
18	757*	Pro	17 Luke WHITWORTH	Mazda MX-5 Mk3	1:53.710	10	10	2.569	0.047	78.74
19	13*	Pro	18 Tom SELDON	Mazda MX-5 Mk3	1:53.719	4	10	2.578	0.009	78.74
20	177	Pro	19 Will MORRIS	Mazda MX-5 Mk3	1:53.971	3	10	2.830	0.252	78.56
21	69*	Pro	20 George GRANT	Mazda MX-5 Mk3	1:54.098	4	10	2.957	0.127	78.48
22	23*	Pro	21 Martin TOLLEY	Mazda MX-5 Mk3	1:54.126	4	10	2.985	0.028	78.46
23	16*	Pro	22 Matt PICKFORD	Mazda MX-5 Mk3	1:54.301	2	10	3.160	0.175	78.34
24	115	Club	2 Andrew DYER	Mazda MX-5 Mk3	1:54.575	3	9	3.434	0.274	78.15
25	90*	Club	3 Bruce ROBINSON	Mazda MX-5 Mk3	1:54.857	2	10	3.716	0.282	77.96
26	15*	Club	4 Clive POWLES	Mazda MX-5 Mk3	1:54.944	3	9	3.803	0.087	77.90
27	25	Club	5 Stephen NEW	Mazda MX-5 Mk3	1:55.193	5	10	4.052	0.249	77.73
28	77	Pro	23 Seamus HEANEY	Mazda MX-5 Mk3	1:55.216	6	10	4.075	0.023	77.71
29	33*	Pro	24 Alexander JONES	Mazda MX-5 Mk3	1:55.356	9	10	4.215	0.140	77.62
30	11*	Club	6 Scott WRIGHT	Mazda MX-5 Mk3	1:55.437	2	10	4.296	0.081	77.57
31	44	Pro	25 Nick PONTING	Mazda MX-5 Mk3	1:55.496	4	8	4.355	0.059	77.53
32	67	Club	7 Clive CHISNALL	Mazda MX-5 Mk3	1:55.605	3	10	4.464	0.109	77.45
33	70	Club	8 Xavier BROOKE	Mazda MX-5 Mk3	1:55.657	2	10	4.516	0.052	77.42
34	27	Club	9 Christina HOLLEY	Mazda MX-5 Mk3	1:55.975	10	10	4.834	0.318	77.21
35	66*	Club	10 Martin HEATH	Mazda MX-5 Mk3	1:56.051	3	9	4.910	0.076	77.15
36	777*	Club	11 Andrew FLYNN	Mazda MX-5 Mk3	1:56.102	5	10	4.961	0.051	77.12
37	19	Club	12 Liz WALTON	Mazda MX-5 Mk3	1:56.934	8	10	5.793	0.832	76.57
38	790*	INV	1 Adrian BURGE	Mazda MX-5 Mk3	1:57.832	6	10	6.691	0.898	75.99
39	6*	Club	13 Richard AMOS	Mazda MX-5 Mk3	1:59.666	1	9	8.525	1.834	74.82

*Car 66 - all lap times disallowed after 11:11.

*Cars 82, 115 & 777 require working transponders - Regulation Q12.8.1 refers.

No. 10, 11, 12, 15, 33, 90 - 1 Lap time disallowed; exceeding track limits.

No. 13, 16, 24, 48, 69, 790 - 2 Lap times disallowed; exceeding track limits.

No. 4, 23, 99, 777 - 3 Lap times disallowed; exceeding track limits.

No. 6, 43, 757 - 4 Lap times disallowed; exceeding track limits.

No. 96 - 6 Lap times disallowed; exceeding track limits.

Weather / Track : Cloudy / Dry

These results are provisional until the conclusion of any judicial and technical matters.

Donington Park GP

Circuit Length = 2.4873 miles

Start: 11:03 Flag 11:23 End: 11:26

Clerk Of Course : Paul Levitt	Stewards :	Timekeeper : Nick Palmer
-------------------------------	------------	--------------------------

Results can be found at www.tsl-timing.com

Printed - 11:56 Saturday, 25 September 2021

BRSCC Mazda MX-5 SuperCup

QUALIFYING - RACE 3 - CLASSIFICATION



POS	NO	CL	PIC NAME	ENTRY	TIME	ON	LAPS	GAP	DIFF	MPH
1	1	Pro	1 Samuel SMITH	Mazda MX-5 Mk3	1:50.863	9	10			80.77
2	43*	Pro	2 Jack HARDING	Mazda MX-5 Mk3	1:51.061	4	10	0.198	0.198	80.62
3	29	Pro	3 Patrick FLETCHER	Mazda MX-5 Mk3	1:51.217	4	8	0.354	0.156	80.51
4	4*	Pro	4 Adam BESSELL	Mazda MX-5 Mk3	1:51.737	4	9	0.874	0.520	80.13
5	47	Pro	5 James WHARRIER	Mazda MX-5 Mk3	1:51.788	6	9	0.925	0.051	80.10
6	5	Pro	6 John LANGRIDGE	Mazda MX-5 Mk3	1:51.878	3	10	1.015	0.090	80.03
7	12*	Pro	7 Declan LEE	Mazda MX-5 Mk3	1:51.887	3	9	1.024	0.009	80.03
8	6*	Club	1 Richard AMOS	Mazda MX-5 Mk3	1:51.955	3	9	1.092	0.068	79.98
9	82	Pro	8 Michael KNIBBS	Mazda MX-5 Mk3	1:52.189	3	5	1.326	0.234	79.81
10	24*	Pro	9 James COSSINS	Mazda MX-5 Mk3	1:52.369	3	10	1.506	0.180	79.68
11	10*	Pro	10 Brayden FLETCHER	Mazda MX-5 Mk3	1:52.629	6	9	1.766	0.260	79.50
12	41	Pro	11 Tom SMITH	Mazda MX-5 Mk3	1:52.868	3	11	2.005	0.239	79.33
13	7	Pro	12 Alex MILLER	Mazda MX-5 Mk3	1:52.905	3	5	2.042	0.037	79.30
14	177	Pro	13 Will MORRIS	Mazda MX-5 Mk3	1:53.148	5	10	2.285	0.243	79.13
15	757*	Pro	14 Luke WHITWORTH	Mazda MX-5 Mk3	1:53.235	5	10	2.372	0.087	79.07
16	99*	Pro	15 Nick RUTTER	Mazda MX-5 Mk3	1:53.246	8	10	2.383	0.011	79.07
17	50	Pro	16 Leigh BRITTEN	Mazda MX-5 Mk3	1:53.297	3	10	2.434	0.051	79.03
18	62	Club	2 Kevin SILVAIN	Mazda MX-5 Mk3	1:53.330	6	10	2.467	0.033	79.01
19	96*	Pro	17 Christopher RICHARDSON	Mazda MX-5 Mk3	1:53.359	3	10	2.496	0.029	78.99
20	48*	Pro	18 Tom GRENSINGER	Mazda MX-5 Mk3	1:53.362	3	10	2.499	0.003	78.98
21	13*	Pro	19 Tom SELDON	Mazda MX-5 Mk3	1:53.486	3	10	2.623	0.124	78.90
22	23*	Pro	20 Martin TOLLEY	Mazda MX-5 Mk3	1:53.494	2	10	2.631	0.008	78.89
23	69*	Pro	21 George GRANT	Mazda MX-5 Mk3	1:53.576	7	10	2.713	0.082	78.84
24	16*	Pro	22 Matt PICKFORD	Mazda MX-5 Mk3	1:54.023	4	10	3.160	0.447	78.53
25	115	Club	3 Andrew DYER	Mazda MX-5 Mk3	1:54.282	4	9	3.419	0.259	78.35
26	90*	Club	4 Bruce ROBINSON	Mazda MX-5 Mk3	1:54.432	3	10	3.569	0.150	78.25
27	25	Club	5 Stephen NEW	Mazda MX-5 Mk3	1:54.755	4	10	3.892	0.323	78.03
28	15*	Club	6 Clive POWLES	Mazda MX-5 Mk3	1:54.779	8	9	3.916	0.024	78.01
29	44	Pro	23 Nick PONTING	Mazda MX-5 Mk3	1:54.942	6	8	4.079	0.163	77.90
30	77	Pro	24 Seamus HEANEY	Mazda MX-5 Mk3	1:54.988	9	10	4.125	0.046	77.87
31	67	Club	7 Clive CHISNALL	Mazda MX-5 Mk3	1:55.083	2	10	4.220	0.095	77.80
32	70	Club	8 Xavier BROOKE	Mazda MX-5 Mk3	1:55.216	8	10	4.353	0.133	77.71
33	33*	Pro	25 Alexander JONES	Mazda MX-5 Mk3	1:55.314	6	10	4.451	0.098	77.65
34	11*	Club	9 Scott WRIGHT	Mazda MX-5 Mk3	1:55.386	4	10	4.523	0.072	77.60
35	777*	Club	10 Andrew FLYNN	Mazda MX-5 Mk3	1:55.688	9	10	4.825	0.302	77.40
36	27	Club	11 Christina HOLLEY	Mazda MX-5 Mk3	1:55.920	7	10	5.057	0.232	77.24
37	66*	Club	12 Martin HEATH	Mazda MX-5 Mk3	1:56.003	2	9	5.140	0.083	77.19
38	19	Club	13 Liz WALTON	Mazda MX-5 Mk3	1:56.847	10	10	5.984	0.844	76.63
39	790*	INV	1 Adrian BURGE	Mazda MX-5 Mk3	1:57.759	10	10	6.896	0.912	76.04

*Car 66 - all lap times disallowed after 11:11.

*Cars 82, 115 & 777 require working transponders - Regulation Q12.8.1 refers.

No. 10, 11, 12, 15, 33, 90 - 1 Lap time disallowed; exceeding track limits.

No. 13, 16, 24, 48, 69, 790 - 2 Lap times disallowed; exceeding track limits.

No. 4, 23, 99, 777 - 3 Lap times disallowed; exceeding track limits.

No. 6, 43, 757 - 4 Lap times disallowed; exceeding track limits.

No. 96 - 6 Lap times disallowed; exceeding track limits.

Donington Park GP

Circuit Length = 2.4873 miles

Start: 11:03 Flag 11:23 End: 11:26

Weather / Track : Cloudy / Dry

These results are provisional until the conclusion of any judicial and technical matters.

Clerk Of Course : Paul Levitt

Stewards :

Timekeeper : Nick Palmer

BRSCC Mazda MX-5 SuperCup

QUALIFYING - RACE 3 - LAP ANALYSIS

DIFF = Difference To Personal Best Lap

P1 1 Samuel SMITH				
LAP	LAP TIME	DIFF	MPH	TIME OF DAY
1 -	1:59.829	8.966	74.72	11:05:54.920
2 -	1:51.915	1.052	80.01	11:07:46.835
3 -	1:51.580	0.717	80.25	11:09:38.415
4 -	1:51.141 (2)	0.278	80.56	11:11:29.556
5 -	2:15.183 P	24.320	66.23	11:13:44.739
6 -	2:36.695	45.832	57.14	11:16:21.434
7 -	1:55.439	4.576	77.56	11:18:16.873
8 -	1:51.223 (3)	0.360	80.50	11:20:08.096
9 -	1:50.863 (1)		80.77	11:21:58.959
10 -	1:59.371 P	8.508	75.01	11:23:58.330

P2 43 Jack HARDING				
LAP	LAP TIME	DIFF	MPH	TIME OF DAY
1 -	1:59.560	8.499	74.89	11:06:01.047
2 -	1:54.501	3.440	78.20	11:07:55.548
3 -	1:51.168 D	0.107	80.54	11:09:46.716
4 -	1:51.061 (1)		80.62	11:11:37.777
5 -	1:53.266 (3)	2.205	79.05	11:13:31.043
6 -	1:52.754 (2)	1.693	79.41	11:15:23.797
7 -	2:17.296 D	26.235	65.22	11:17:41.093
8 -	1:51.104 D	0.043	80.59	11:19:32.197
9 -	1:53.256 D	2.195	79.06	11:21:25.453
10 -	1:54.543 P	3.482	78.17	11:23:19.996

P3 29 Patrick FLETCHER				
LAP	LAP TIME	DIFF	MPH	TIME OF DAY
1 -	1:53.565	2.348	78.84	11:05:55.689
2 -	1:51.570	0.353	80.25	11:07:47.259
3 -	1:51.484 (3)	0.267	80.32	11:09:38.743
4 -	1:51.217 (1)		80.51	11:11:29.960
5 -	2:01.912	10.695	73.45	11:13:31.872
6 -	1:57.745	6.528	76.04	11:15:29.617
7 -	1:51.308 (2)	0.091	80.44	11:17:20.925
8 -	2:24.637 P	33.420	61.90	11:19:45.562

P4 4 Adam BESSELL				
LAP	LAP TIME	DIFF	MPH	TIME OF DAY
1 -	1:54.693	2.956	78.07	11:07:13.441
2 -	1:52.895 (2)	1.158	79.31	11:09:06.336
3 -	1:51.996 D	0.259	79.95	11:10:58.332
4 -	1:51.737 (1)		80.13	11:12:50.069
5 -	1:51.964 D	0.227	79.97	11:14:42.033
6 -	1:51.747 D	0.010	80.13	11:16:33.780
7 -	1:52.913 (3)	1.176	79.30	11:18:26.693
8 -	1:53.283	1.546	79.04	11:20:19.976
9 -	1:55.545 P	3.808	77.49	11:22:15.521

P5 47 James WHARRIER				
LAP	LAP TIME	DIFF	MPH	TIME OF DAY
1 -	2:11.942	20.154	67.86	11:07:33.545
2 -	1:52.995	1.207	79.24	11:09:26.540
3 -	1:52.720 (2)	0.932	79.43	11:11:19.260
4 -	2:17.598	25.810	65.07	11:13:36.858
5 -	1:53.081	1.293	79.18	11:15:29.939
6 -	1:51.788 (1)		80.10	11:17:21.727
7 -	1:55.337 P	3.549	77.63	11:19:17.064
8 -	2:45.788	54.000	54.01	11:22:02.852
9 -	1:52.969 (3)	1.181	79.26	11:23:55.821

DIFF = Difference To Personal Best Lap

P6 5 John LANGRIDGE				
LAP	LAP TIME	DIFF	MPH	TIME OF DAY
1 -	1:55.330	3.452	77.64	11:06:18.873
2 -	1:52.221	0.343	79.79	11:08:11.094
3 -	1:51.878 (1)		80.03	11:10:02.972
4 -	1:52.090 (3)	0.212	79.88	11:11:55.062
5 -	1:59.995 P	8.117	74.62	11:13:55.057
6 -	3:44.240	1:52.362	39.93	11:17:39.297
7 -	1:52.016 (2)	0.138	79.93	11:19:31.313
8 -	1:52.151	0.273	79.84	11:21:23.464
9 -	1:58.558	6.680	75.52	11:23:22.022
10 -	1:55.553 P	3.675	77.49	11:25:17.575

P7 12 Declan LEE				
LAP	LAP TIME	DIFF	MPH	TIME OF DAY
1 -	2:20.533	28.646	63.71	11:07:47.547
2 -	1:51.838 D		80.06	11:09:39.385
3 -	1:51.887 (1)		80.03	11:11:31.272
4 -	2:01.121	9.234	73.92	11:13:32.393
5 -	1:52.334 (2)	0.447	79.71	11:15:24.727
6 -	1:53.826	1.939	78.66	11:17:18.553
7 -	2:04.875 P	12.988	71.70	11:19:23.428
8 -	2:39.889	48.002	56.00	11:22:03.317
9 -	1:53.543 (3)	1.656	78.86	11:23:56.860

P8 6 Richard AMOS				
LAP	LAP TIME	DIFF	MPH	TIME OF DAY
1 -	1:59.666 (2)	7.711	74.82	11:06:00.246
2 -	1:56.132 D	4.177	77.10	11:07:56.378
3 -	1:51.955 (1)		79.98	11:09:48.333
4 -	1:54.421 D	2.466	78.25	11:11:42.754
5 -	1:57.301 P	5.346	76.33	11:13:40.055
6 -	3:58.215	2:06.260	37.58	11:17:38.270
7 -	1:52.040 D	0.055	79.94	11:19:30.280
8 -	1:51.944 D		79.99	11:21:22.224
9 -	1:56.664 P	4.709	76.75	11:23:18.888

P9 82 Michael KNIBBS				
LAP	LAP TIME	DIFF	MPH	TIME OF DAY
1 -	1:56.778	4.589	76.67	11:07:14.849
2 -	1:53.663 (2)	1.474	78.78	11:09:08.512
3 -	1:52.189 (1)		79.81	11:11:00.701
4 -	1:56.036 (3)	3.847	77.16	11:12:56.737
5 -	2:02.027 P	9.838	73.38	11:14:58.764

P10 24 James COSSINS				
LAP	LAP TIME	DIFF	MPH	TIME OF DAY
1 -	2:23.614	31.245	62.35	11:07:44.005
2 -	1:52.806 D	0.437	79.37	11:09:36.811
3 -	1:52.369 (1)		79.68	11:11:29.180
4 -	2:06.210	13.841	70.94	11:13:35.390
5 -	2:03.193 D	10.824	72.68	11:15:38.583
6 -	1:52.404 (2)	0.035	79.66	11:17:30.987
7 -	1:52.644	0.275	79.49	11:19:23.631
8 -	2:02.574	10.205	73.05	11:21:26.205
9 -	1:52.631 (3)	0.262	79.50	11:23:18.836
10 -	1:52.902	0.533	79.31	11:25:11.738

Weather / Track : Cloudy / Dry

Donington Park GP
Circuit Length = 2.4873 miles
Start: 11:03 Flag 11:23 End: 11:26

BRSCC Mazda MX-5 SuperCup

QUALIFYING - RACE 3 - LAP ANALYSIS

DIFF = Difference To Personal Best Lap

P11 10 Brayden FLETCHER				
LAP	LAP TIME	DIFF	MPH	TIME OF DAY
1 -	1:54.289	1.660	78.34	11:06:28.590
2 -	1:54.195	1.566	78.41	11:08:22.785
3 -	1:53.275 (3)	0.646	79.05	11:10:16.060
4 -	1:58.192 P	5.563	75.76	11:12:14.252
5 -	4:08.018	2:15.389	36.10	11:16:22.270
6 -	1:52.629 (1)		79.50	11:18:14.899
7 -	1:53.496	0.867	78.89	11:20:08.395
8 -	4:52.287 D		79.74	11:22:00.682
9 -	1:52.853 (2)	0.224	79.34	11:23:53.535

P12 41 Tom SMITH				
LAP	LAP TIME	DIFF	MPH	TIME OF DAY
1 -	1:56.109	3.241	77.12	11:06:03.698
2 -	1:54.056	1.188	78.50	11:07:57.754
3 -	1:52.868 (1)		79.33	11:09:50.622
4 -	1:52.925 (2)	0.057	79.29	11:11:43.547
5 -	1:54.857	1.989	77.96	11:13:38.404
6 -	1:53.132 (3)	0.264	79.15	11:15:31.536
7 -	1:53.207	0.339	79.09	11:17:24.743
8 -	1:59.534	6.666	74.91	11:19:24.277
9 -	1:58.583	5.715	75.51	11:21:22.860
10 -	1:55.785	2.917	77.33	11:23:18.645
11 -	2:00.595 P	7.727	74.25	11:25:19.240

P13 7 Alex MILLER				
LAP	LAP TIME	DIFF	MPH	TIME OF DAY
1 -	1:56.745	3.840	76.70	11:06:26.100
2 -	1:53.833 (3)	0.928	78.66	11:08:19.933
3 -	1:52.905 (1)		79.30	11:10:12.838
4 -	1:53.150 (2)	0.245	79.13	11:12:05.988
5 -	2:22.087 P	29.182	63.02	11:14:28.075

P14 177 Will MORRIS				
LAP	LAP TIME	DIFF	MPH	TIME OF DAY
1 -	2:13.447	20.299	67.10	11:07:34.757
2 -	1:54.577 (3)	1.429	78.15	11:09:29.334
3 -	1:53.971 (2)	0.823	78.56	11:11:23.305
4 -	2:10.226	17.078	68.76	11:13:33.531
5 -	1:53.148 (1)		79.13	11:15:26.679
6 -	1:56.852	3.704	76.63	11:17:23.531
7 -	1:57.707	4.559	76.07	11:19:21.238
8 -	1:59.416	6.268	74.98	11:21:20.654
9 -	1:55.093	1.945	77.80	11:23:15.747
10 -	1:57.596	4.448	76.14	11:25:13.343

P15 757 Luke WHITWORTH				
LAP	LAP TIME	DIFF	MPH	TIME OF DAY
1 -	1:57.018	3.783	76.52	11:06:04.325
2 -	1:53.905 (3)	0.670	78.61	11:07:58.230
3 -	4:53.355 D	0.120	78.99	11:09:51.585
4 -	4:53.427 D		79.15	11:11:44.712
5 -	1:53.235 (1)		79.07	11:13:37.947
6 -	4:56.877 D	3.642	76.61	11:15:34.824
7 -	2:36.712	43.477	57.13	11:18:11.536
8 -	4:53.699 D	0.464	78.75	11:20:05.235
9 -	1:54.412	1.177	78.26	11:21:59.647
10 -	1:53.710 (2)	0.475	78.74	11:23:53.357

DIFF = Difference To Personal Best Lap

P16 99 Nick RUTTER				
LAP	LAP TIME	DIFF	MPH	TIME OF DAY
1 -	2:01.899 D	8.563	73.51	11:06:16.430
2 -	1:58.485	5.239	75.57	11:08:14.915
3 -	1:55.890	2.644	77.26	11:10:10.805
4 -	4:53.777 D	0.531	78.70	11:12:04.582
5 -	1:53.743 (3)	0.497	78.72	11:13:58.325
6 -	1:53.866	0.620	78.64	11:15:52.191
7 -	1:53.324 (2)	0.078	79.01	11:17:45.515
8 -	1:53.246 (1)		79.07	11:19:38.761
9 -	2:07.299	14.053	70.34	11:21:46.060
10 -	4:53.043 D		79.23	11:23:39.073

P17 50 Leigh BRITTEN				
LAP	LAP TIME	DIFF	MPH	TIME OF DAY
1 -	3:02.072	1:08.775	49.18	11:07:19.103
2 -	1:53.331 (2)	0.034	79.01	11:09:12.434
3 -	1:53.297 (1)		79.03	11:11:05.731
4 -	1:53.426 (3)	0.129	78.94	11:12:59.157
5 -	1:56.714	3.417	76.72	11:14:55.871
6 -	1:54.849	1.552	77.96	11:16:50.720
7 -	1:53.787	0.490	78.69	11:18:44.507
8 -	1:54.040	0.743	78.52	11:20:38.547
9 -	1:53.816	0.519	78.67	11:22:32.363
10 -	1:54.498	1.201	78.20	11:24:26.861

P18 62 Kevin SILVAIN				
LAP	LAP TIME	DIFF	MPH	TIME OF DAY
1 -	1:57.180	3.850	76.41	11:05:52.947
2 -	1:55.135	1.805	77.77	11:07:48.082
3 -	1:53.596 (3)	0.266	78.82	11:09:41.678
4 -	1:53.408 (2)	0.078	78.95	11:11:35.086
5 -	1:55.899	2.569	77.26	11:13:30.985
6 -	1:53.330 (1)		79.01	11:15:24.315
7 -	1:57.734 P	4.404	76.05	11:17:22.049
8 -	3:09.593	1:16.263	47.22	11:20:31.642
9 -	1:54.932	1.602	77.91	11:22:26.574
10 -	1:54.014	0.684	78.53	11:24:20.588

P19 96 Christopher RICHARDSON				
LAP	LAP TIME	DIFF	MPH	TIME OF DAY
1 -	4:55.596 D	2.237	77.46	11:06:26.784
2 -	1:53.959 (3)	0.600	78.57	11:08:20.743
3 -	1:53.359 (1)		78.99	11:10:14.102
4 -	4:53.023 D		79.22	11:12:07.125
5 -	4:58.297 D	4.938	75.69	11:14:05.422
6 -	1:53.461 (2)	0.102	78.92	11:15:58.883
7 -	4:52.963 D		79.26	11:17:51.846
8 -	4:54.399 D	1.040	78.27	11:19:46.245
9 -	4:53.408 D	0.049	78.95	11:21:39.653
10 -	1:57.234 P	3.875	76.38	11:23:36.887

P20 48 Tom GRENSINGER				
LAP	LAP TIME	DIFF	MPH	TIME OF DAY
1 -	1:55.544	2.182	77.49	11:06:17.033
2 -	1:54.980	1.618	77.87	11:08:12.013
3 -	1:53.362 (1)		78.98	11:10:05.375
4 -	1:53.415 (2)	0.053	78.95	11:11:58.790
5 -	1:55.667	2.305	77.41	11:13:54.457
6 -	1:58.617	5.255	75.49	11:15:53.074

Donington Park GP

Circuit Length = 2.4873 miles

Start: 11:03 Flag 11:23 End: 11:26

Weather / Track : Cloudy / Dry

BRSCC Mazda MX-5 SuperCup

QUALIFYING - RACE 3 - LAP ANALYSIS

DIFF = Difference To Personal Best Lap

7 -	1:54.807	1.445	77.99	11:17:47.881
8 -	1:53.988 (3)	0.626	78.55	11:19:41.869
9 -	1:54.595 D	1.233	78.14	11:21:36.464
10 -	1:57.808 D	4.446	76.00	11:23:34.272

P21 13 Tom SELDON

LAP	LAP TIME	DIFF	MPH	TIME OF DAY
1 -	3:01.178	1:07.692	49.42	11:07:19.591
2 -	1:53.352 D		78.99	11:09:12.943
3 -	1:53.486 (1)		78.90	11:11:06.429
4 -	1:53.719 (2)	0.233	78.74	11:13:00.148
5 -	1:56.308	2.822	76.98	11:14:56.456
6 -	1:54.705	1.219	78.06	11:16:51.161
7 -	1:54.025 (3)	0.539	78.53	11:18:45.186
8 -	1:54.341	0.855	78.31	11:20:39.527
9 -	1:54.083 D	0.597	78.49	11:22:33.610
10 -	1:54.597	1.111	78.13	11:24:28.207

P22 23 Martin TOLLEY

LAP	LAP TIME	DIFF	MPH	TIME OF DAY
1 -	2:00.628	7.134	74.23	11:05:55.438
2 -	1:53.494 (1)		78.89	11:07:48.932
3 -	1:54.552 D	1.058	78.16	11:09:43.484
4 -	1:54.126 (2)	0.632	78.46	11:11:37.610
5 -	1:55.321	1.827	77.64	11:13:32.931
6 -	1:53.334 D		79.00	11:15:26.265
7 -	1:54.578 (3)	1.084	78.15	11:17:20.843
8 -	1:59.798 D	6.304	74.74	11:19:20.641
9 -	3:40.897	1:47.403	40.53	11:23:01.538
10 -	1:55.521	2.027	77.51	11:24:57.059

P23 69 George GRANT

LAP	LAP TIME	DIFF	MPH	TIME OF DAY
1 -	1:56.251	2.675	77.02	11:06:32.751
2 -	1:54.544 D	0.965	78.17	11:08:27.292
3 -	1:54.553 (3)	0.977	78.16	11:10:21.845
4 -	1:54.098 (2)	0.522	78.48	11:12:15.943
5 -	1:56.219	2.643	77.04	11:14:12.162
6 -	1:54.956	1.380	77.89	11:16:07.118
7 -	1:53.576 (1)		78.84	11:18:00.694
8 -	1:54.585	1.009	78.14	11:19:55.279
9 -	1:54.147 D	0.571	78.44	11:21:49.426
10 -	1:57.498	3.922	76.20	11:23:46.924

P24 16 Matt PICKFORD

LAP	LAP TIME	DIFF	MPH	TIME OF DAY
1 -	1:59.571	5.548	74.88	11:05:56.109
2 -	1:54.301 (2)	0.278	78.34	11:07:50.410
3 -	1:54.504 D	0.478	78.20	11:09:44.911
4 -	1:54.023 (1)		78.53	11:11:38.934
5 -	1:59.120 P	5.097	75.17	11:13:38.054
6 -	2:45.478	51.455	54.11	11:16:23.532
7 -	1:59.164 D	5.141	75.14	11:18:22.696
8 -	2:09.683	15.660	69.04	11:20:32.379
9 -	1:55.159	1.136	77.75	11:22:27.538
10 -	1:55.007 (3)	0.984	77.86	11:24:22.545

P25 115 Andrew DYER

LAP	LAP TIME	DIFF	MPH	TIME OF DAY
1 -	1:59.647	5.365	74.84	11:06:33.376

DIFF = Difference To Personal Best Lap

2 -	1:54.763 (3)	0.481	78.02	11:08:28.139
3 -	1:54.575 (2)	0.293	78.15	11:10:22.714
4 -	1:54.282 (1)		78.35	11:12:16.996
5 -	1:58.745	4.463	75.40	11:14:15.741
6 -	1:56.103	1.821	77.12	11:16:11.844
7 -	2:00.068 P	5.786	74.57	11:18:11.912
8 -	3:19.158	1:24.876	44.96	11:21:31.071
9 -	1:55.089	0.807	77.80	11:23:26.160

P26 90 Bruce ROBINSON

LAP	LAP TIME	DIFF	MPH	TIME OF DAY
1 -	1:59.575	5.143	74.88	11:05:57.034
2 -	1:54.857 (2)	0.425	77.96	11:07:51.891
3 -	1:54.432 (1)		78.25	11:09:46.323
4 -	1:55.762	1.330	77.35	11:11:42.085
5 -	1:57.697	3.265	76.08	11:13:39.782
6 -	1:56.493 P	2.061	76.86	11:15:36.275
7 -	2:48.860 D	54.428	53.02	11:18:25.135
8 -	1:56.040	1.608	77.16	11:20:21.175
9 -	1:55.332 (3)	0.900	77.64	11:22:16.507
10 -	1:55.992	1.560	77.19	11:24:12.499

P27 25 Stephen NEW

LAP	LAP TIME	DIFF	MPH	TIME OF DAY
1 -	1:57.796	3.041	76.01	11:06:24.413
2 -	1:59.852 P	5.097	74.71	11:08:24.265
3 -	3:21.668	1:26.913	44.40	11:11:45.933
4 -	1:54.755 (1)		78.03	11:13:40.688
5 -	1:55.193 (2)	0.438	77.73	11:15:35.881
6 -	1:56.369	1.614	76.94	11:17:32.250
7 -	1:56.130	1.375	77.10	11:19:28.380
8 -	1:59.780	5.025	74.75	11:21:28.160
9 -	1:56.293	1.538	76.99	11:23:24.453
10 -	1:55.695 (3)	0.940	77.39	11:25:20.148

P28 15 Clive POWLES

LAP	LAP TIME	DIFF	MPH	TIME OF DAY
1 -	1:58.630	3.851	75.48	11:06:07.462
2 -	1:55.441	0.662	77.56	11:08:02.903
3 -	1:54.944 (2)	0.165	77.90	11:09:57.847
4 -	1:55.119 (3)	0.340	77.78	11:11:52.966
5 -	1:56.505 P	1.726	76.85	11:13:49.471
6 -	3:53.019	1:58.240	38.42	11:17:42.490
7 -	1:55.293 D	0.514	77.66	11:19:37.783
8 -	1:54.779 (1)		78.01	11:21:32.562
9 -	1:57.077 P	2.298	76.48	11:23:29.639

P29 44 Nick PONTING

LAP	LAP TIME	DIFF	MPH	TIME OF DAY
1 -	1:57.720	2.778	76.06	11:06:37.210
2 -	1:56.328 (3)	1.386	76.97	11:08:33.538
3 -	2:04.719	9.777	71.79	11:10:38.257
4 -	1:55.496 (2)	0.554	77.53	11:12:33.753
5 -	2:02.298	7.356	73.21	11:14:36.051
6 -	1:54.942 (1)		77.90	11:16:30.993
7 -	2:07.757 P	12.815	70.08	11:18:38.750
8 -	3:48.626 P	1:53.684	39.16	11:22:27.376

Weather / Track : Cloudy / Dry

Donington Park GP

Circuit Length = 2.4873 miles

Start: 11:03 Flag 11:23 End: 11:26

BRSCC Mazda MX-5 SuperCup

QUALIFYING - RACE 3 - LAP ANALYSIS

DIFF = Difference To Personal Best Lap

P30 77 Seamus HEANEY				
LAP	LAP TIME	DIFF	MPH	TIME OF DAY
1 -	1:58.968	3.980	75.26	11:06:41.618
2 -	1:57.188	2.200	76.41	11:08:38.806
3 -	1:58.577	3.589	75.51	11:10:37.383
4 -	1:55.981	0.993	77.20	11:12:33.364
5 -	2:00.012	5.024	74.61	11:14:33.376
6 -	1:55.216 (2)	0.228	77.71	11:16:28.592
7 -	1:55.595 (3)	0.607	77.46	11:18:24.187
8 -	1:56.539	1.551	76.83	11:20:20.726
9 -	1:54.988 (1)		77.87	11:22:15.714
10 -	1:56.473	1.485	76.88	11:24:12.187

P31 67 Clive CHISNALL				
LAP	LAP TIME	DIFF	MPH	TIME OF DAY
1 -	1:57.214	2.131	76.39	11:06:05.383
2 -	1:55.083 (1)		77.80	11:08:00.466
3 -	1:55.605 (2)	0.522	77.45	11:09:56.071
4 -	1:56.215	1.132	77.05	11:11:52.286
5 -	1:56.990	1.907	76.54	11:13:49.276
6 -	1:56.579	1.496	76.81	11:15:45.855
7 -	1:59.474 P	4.391	74.94	11:17:45.329
8 -	2:57.604	1:02.521	50.41	11:20:42.933
9 -	1:56.160 (3)	1.077	77.08	11:22:39.093
10 -	1:56.348	1.265	76.96	11:24:35.441

P32 70 Xavier BROOKE				
LAP	LAP TIME	DIFF	MPH	TIME OF DAY
1 -	1:57.477	2.261	76.22	11:06:20.344
2 -	1:55.657 (2)	0.441	77.42	11:08:16.001
3 -	1:55.671 (3)	0.455	77.41	11:10:11.672
4 -	1:55.671 (3)	0.455	77.41	11:12:07.343
5 -	2:01.571	6.355	73.65	11:14:08.914
6 -	1:56.052	0.836	77.15	11:16:04.966
7 -	1:57.327	2.111	76.32	11:18:02.293
8 -	1:55.216 (1)		77.71	11:19:57.509
9 -	1:57.459	2.243	76.23	11:21:54.968
10 -	1:56.171	0.955	77.07	11:23:51.139

P33 33 Alexander JONES				
LAP	LAP TIME	DIFF	MPH	TIME OF DAY
1 -	2:00.596	5.282	74.25	11:06:41.690
2 -	1:58.841	3.527	75.34	11:08:40.531
3 -	1:56.269	0.955	77.01	11:10:36.800
4 -	1:55.623 (3)	0.309	77.44	11:12:32.423
5 -	2:02.404	7.090	73.15	11:14:34.827
6 -	1:55.314 (1)		77.65	11:16:30.141
7 -	1:57.332	2.018	76.31	11:18:27.473
8 -	4:55.170 D		77.74	11:20:22.643
9 -	1:55.356 (2)	0.042	77.62	11:22:17.999
10 -	1:56.181	0.867	77.07	11:24:14.180

P34 11 Scott WRIGHT				
LAP	LAP TIME	DIFF	MPH	TIME OF DAY
1 -	4:58.284 D	2.898	75.70	11:06:22.312
2 -	1:55.437 (2)	0.051	77.57	11:08:17.749
3 -	1:56.045 (3)	0.659	77.16	11:10:13.794
4 -	1:55.386 (1)		77.60	11:12:09.180
5 -	2:00.943	5.557	74.03	11:14:10.123
6 -	1:57.316 P	1.930	76.32	11:16:07.439

DIFF = Difference To Personal Best Lap

7 -	3:13.283	1:17.897	46.32	11:19:20.722
8 -	1:56.233	0.847	77.03	11:21:16.955
9 -	1:58.530	3.144	75.54	11:23:15.485
10 -	1:56.122	0.736	77.11	11:25:11.607

P35 777 Andrew FLYNN					
LAP	LAP TIME	DIFF	MPH	TIME OF DAY	
1 -	4:58.734 D	3.046	75.41	11:07:02.831	
2 -	1:56.450	0.762	76.89	11:08:59.281	
3 -	4:55.406 D		77.59	11:10:54.687	
4 -	1:56.287 (3)	0.599	77.00	11:12:50.974	
5 -	1:56.102 (2)	0.414	77.12	11:14:47.076	
6 -	4:56.775 D	1.087	76.68	11:16:43.851	
7 -	1:57.853	2.165	75.97	11:18:41.704	
8 -	1:57.613	1.925	76.13	11:20:39.317	
9 -	1:55.688 (1)		77.40	11:22:35.005	
10 -	1:56.546	0.858	76.83	11:24:31.551	

P36 27 Christina HOLLEY					
LAP	LAP TIME	DIFF	MPH	TIME OF DAY	
1 -	2:05.542	9.622	71.32	11:06:12.601	
2 -	2:00.364	4.444	74.39	11:08:12.965	
3 -	1:58.454	2.534	75.59	11:10:11.419	
4 -	2:00.885	4.965	74.07	11:12:12.304	
5 -	1:58.528	2.608	75.54	11:14:10.832	
6 -	1:57.018 (3)	1.098	76.52	11:16:07.850	
7 -	1:55.920 (1)		77.24	11:18:03.770	
8 -	2:01.984 P	6.064	73.40	11:20:05.754	
9 -	3:17.568	1:21.648	45.32	11:23:23.322	
10 -	1:55.975 (2)	0.055	77.21	11:25:19.297	

P37 66 Martin HEATH					
LAP	LAP TIME	DIFF	MPH	TIME OF DAY	
1 -	2:00.242 (3)	4.239	74.47	11:07:03.837	
2 -	1:56.003 (1)		77.19	11:08:59.840	
3 -	1:56.051 (2)	0.048	77.15	11:10:55.891	
4 -	4:27.959	2:31.956	33.41	11:15:23.850	
5 -	4:55.590 D		77.46	11:17:19.440	
6 -	4:54.254 D		78.37	11:19:13.691	
7 -	4:54.424 D		78.25	11:21:08.112	
8 -	4:53.855 D		78.64	11:23:01.967	
9 -	4:54.725 D		78.05	11:24:56.692	

P38 19 Liz WALTON					
LAP	LAP TIME	DIFF	MPH	TIME OF DAY	
1 -	2:01.650	4.803	73.60	11:06:13.755	
2 -	2:00.030	3.183	74.60	11:08:13.785	
3 -	2:03.651	6.804	72.41	11:10:17.436	
4 -	1:57.487	0.640	76.21	11:12:14.923	
5 -	1:58.240	1.393	75.73	11:14:13.163	
6 -	1:57.334	0.487	76.31	11:16:10.497	
7 -	1:57.203 (3)	0.356	76.40	11:18:07.700	
8 -	1:56.934 (2)	0.087	76.57	11:20:04.634	
9 -	2:00.433	3.586	74.35	11:22:05.067	
10 -	1:56.847 (1)		76.63	11:24:01.914	

P39 790 Adrian BURGE					
LAP	LAP TIME	DIFF	MPH	TIME OF DAY	
1 -	1:59.896	2.137	74.68	11:05:58.340	
2 -	1:58.667	0.908	75.45	11:07:57.007	

Donington Park GP

Circuit Length = 2.4873 miles

Start: 11:03 Flag 11:23 End: 11:26

Weather / Track : Cloudy / Dry

BRSCC Mazda MX-5 SuperCup

QUALIFYING - RACE 3 - LAP ANALYSIS

DIFF = Difference To Personal Best Lap

3 -	1:58.471 (3)	0.712	75.58	11:09:55.478
4 -	1:58.531	0.772	75.54	11:11:54.009
5 -	1:58.020 D	0.261	75.87	11:13:52.029
6 -	1:57.832 (2)	0.073	75.99	11:15:49.861
7 -	1:59.415 P	1.656	74.98	11:17:49.276
8 -	3:16.092 D	1:18.333	45.66	11:21:05.368
9 -	1:58.749	0.990	75.40	11:23:04.117
10 -	1:57.759 (1)		76.04	11:25:01.876

BRSCC Mazda MX-5 SuperCup

QUALIFYING - RACE 3 - STATISTICS

Competitors Started 39
Planned Start 2021-09-25 @ 11:15:00.000
Actual Start 2021-09-25 @ 11:03:18.653
Finish Time 2021-09-25 @ 11:23:24.739
Track Length 2.4873mi.
Total Laps 369
Total Distance Covered 917.8317mi.

Session Fastest Lap History

NO	CL	NAME	LAP TIME	TIME OF DAY	LAP	VEHICLE
62	Club	Kevin SILVAIN	1:57.180	11:05:52.955	1	Mazda MX-5 Mk3
29	Pro	Patrick FLETCHER	1:53.565	11:05:55.686	1	Mazda MX-5 Mk3
1	Pro	Samuel SMITH	1:51.915	11:07:46.846	2	Mazda MX-5 Mk3
29	Pro	Patrick FLETCHER	1:51.570	11:07:47.258	2	Mazda MX-5 Mk3
29	Pro	Patrick FLETCHER	1:51.484	11:09:38.741	3	Mazda MX-5 Mk3
1	Pro	Samuel SMITH	1:51.141	11:11:29.568	4	Mazda MX-5 Mk3
43	Pro	Jack HARDING	1:51.061	11:11:37.777	4	Mazda MX-5 Mk3
1	Pro	Samuel SMITH	1:50.863	11:21:58.972	9	Mazda MX-5 Mk3

Flag History

TYPE	TIME OF DAY
GREEN	11:03:18.653
FINISH	11:23:24.739

Flag Statistics

TYPE	COUNT	TOTAL LAPS	TOTAL TIME
Green	1	11	22:51.461
Red	0	0	0.000
Safety Car	0	0	0.000
FCY	0	0	0.000

Weather / Track : Cloudy / Dry

Donington Park GP
Circuit Length = 2.4873 miles
Start: 11:03 Flag 11:23 End: 11:26

BRSCC Mazda MX-5 SuperCup

QUALIFYING - RACE 3 - STATISTICS

CLASS : Pro

25 Starters

Fastest Lap History

NO	NAME	LAP TIME	TIME OF DAY	LAP	VEHICLE
1	Samuel SMITH	1:59.829	11:05:54.931	1	Mazda MX-5 Mk3
29	Patrick FLETCHER	1:53.565	11:05:55.686	1	Mazda MX-5 Mk3
1	Samuel SMITH	1:51.915	11:07:46.846	2	Mazda MX-5 Mk3
29	Patrick FLETCHER	1:51.570	11:07:47.258	2	Mazda MX-5 Mk3
29	Patrick FLETCHER	1:51.484	11:09:38.741	3	Mazda MX-5 Mk3
1	Samuel SMITH	1:51.141	11:11:29.568	4	Mazda MX-5 Mk3
43	Jack HARDING	1:51.061	11:11:37.777	4	Mazda MX-5 Mk3
1	Samuel SMITH	1:50.863	11:21:58.972	9	Mazda MX-5 Mk3

Weather / Track : Cloudy / Dry

Results can be found at www.tsl-timing.com

Page 2 of 4

Donington Park GP
Circuit Length = 2.4873 miles
Start: 11:03 Flag 11:23 End: 11:26

Printed - 11:37 Saturday, 25 September 2021

BRSCC Mazda MX-5 SuperCup

QUALIFYING - RACE 3 - STATISTICS

CLASS : Club

13 Starters

Fastest Lap History

NO	NAME	LAP TIME	TIME OF DAY	LAP	VEHICLE
62	Kevin SILVAIN	1:57.180	11:05:52.955	1	Mazda MX-5 Mk3
62	Kevin SILVAIN	1:55.135	11:07:48.090	2	Mazda MX-5 Mk3
90	Bruce ROBINSON	1:54.857	11:07:51.895	2	Mazda MX-5 Mk3
115	Andrew DYER	1:54.763	11:08:28.139	2	Mazda MX-5 Mk3
62	Kevin SILVAIN	1:53.596	11:09:41.686	3	Mazda MX-5 Mk3
6	Richard AMOS	1:51.955	11:09:48.347	3	Mazda MX-5 Mk3

Weather / Track : Cloudy / Dry

Results can be found at www.tsl-timing.com

Page 3 of 4

Donington Park GP
Circuit Length = 2.4873 miles
Start: 11:03 Flag 11:23 End: 11:26

Printed - 11:37 Saturday, 25 September 2021

BRSCC Mazda MX-5 SuperCup

QUALIFYING - RACE 3 - STATISTICS

CLASS : INV

1 Starters

Fastest Lap History

NO	NAME	LAP TIME	TIME OF DAY	LAP	VEHICLE
790	Adrian BURGE	1:59.896	11:05:58.342	1	Mazda MX-5 Mk3
790	Adrian BURGE	1:58.667	11:07:57.010	2	Mazda MX-5 Mk3
790	Adrian BURGE	1:58.471	11:09:55.480	3	Mazda MX-5 Mk3
790	Adrian BURGE	1:57.832	11:15:49.863	6	Mazda MX-5 Mk3
790	Adrian BURGE	1:57.759	11:25:01.877	10	Mazda MX-5 Mk3

Weather / Track : Cloudy / Dry

Results can be found at www.tsl-timing.com

Page 4 of 4


Donington Park GP
Circuit Length = 2.4873 miles
Start: 11:03 Flag 11:23 End: 11:26

Printed - 11:37 Saturday, 25 September 2021

BRSCC Mazda MX-5 SuperCup

RACE 3 - GRID (20 minutes)



ROW 20	39	67	1:55.083 Clive CHISNALL	
ROW 19	37	19	1:56.847 Liz WALTON	38 790 1:57.759 Adrian BURGE
ROW 18		35	27 1:55.920 Christina HOLLEY	36 66 1:56.003 Martin HEATH
ROW 17	33	11	1:55.386 Scott WRIGHT	34 777 1:55.688 Andrew FLYNN
ROW 16		31	70 1:55.216 Xavier BROOKE	32 33 1:55.314 Alexander JONES
ROW 15	29	44	1:54.942 Nick PONTING	30 77 1:54.988 Seamus HEANEY
ROW 14		27	25 1:54.755 Stephen NEW	28 15 1:54.779 Clive POWLES
ROW 13	25	115	1:54.282 Andrew DYER	26 90 1:54.432 Bruce ROBINSON
ROW 12		23	69 1:53.576 George GRANT	24 16 1:54.023 Matt PICKFORD
ROW 11	21	13	1:53.486 Tom SELDON	22 23 1:53.494 Martin TOLLEY
ROW 10		19	96 1:53.359 Christopher RICHARDSON	20 48 1:53.362 Tom GRENSINGER
ROW 9	17	50	1:53.297 Leigh BRITTEN	18 62 1:53.330 Kevin SILVAIN
ROW 8		15	757 1:53.235 Luke WHITWORTH	16 99 1:53.246 Nick RUTTER
ROW 7	13	7	1:52.905 Alex MILLER	14 177 1:53.148 Will MORRIS
ROW 6		11	10 1:52.629 Brayden FLETCHER	12 41 1:52.868 Tom SMITH
ROW 5	9	82	1:52.189 Michael KNIBBS	10 24 1:52.369 James COSSINS
ROW 4		7	12 1:51.887 Declan LEE	8 6 1:51.955 Richard AMOS
ROW 3	5	47	1:51.788 James WHARRIER	6 5 1:51.878 John LANGRIDGE
ROW 2		3	29 1:51.217 Patrick FLETCHER	4 4 1:51.737 Adam BESSELL
ROW 1	1	1	1:50.863 Samuel SMITH	2 43 1:51.061 Jack HARDING
Pole				
				

Car 67 - 10 place grid penalty carried over from previous round.

These results are provisional until the conclusion of any judicial and technical matters.

Donington Park GP
Circuit Length = 2.4873 miles

Clerk Of Course : Paul Levitt	Stewards :	Timekeeper : Nick Palmer
-------------------------------	------------	--------------------------


Results can be found at www.tsl-timing.com

Printed - 11:34 Saturday, 25 September 2021

BRSCC Mazda MX-5 SuperCup

RACE 9 - GRID (20 minutes)



ROW 20	39	6	1:59.666 Richard AMOS				
ROW 19	37	19	1:56.934 Liz WALTON	38	790	1:57.832 Adrian BURGE	
ROW 18		35	66	1:56.051 Martin HEATH	36	777	1:56.102 Andrew FLYNN
ROW 17	33	70	1:55.657 Xavier BROOKE	34	27	1:55.975 Christina HOLLEY	
ROW 16		31	44	1:55.496 Nick PONTING	32	67	1:55.605 Clive CHISNALL
ROW 15	29	33	1:55.356 Alexander JONES	30	11	1:55.437 Scott WRIGHT	
ROW 14		27	25	1:55.193 Stephen NEW	28	77	1:55.216 Seamus HEANEY
ROW 13	25	90	1:54.857 Bruce ROBINSON	26	15	1:54.944 Clive POWLES	
ROW 12		23	16	1:54.301 Matt PICKFORD	24	115	1:54.575 Andrew DYER
ROW 11	21	69	1:54.098 George GRANT	22	23	1:54.126 Martin TOLLEY	
ROW 10		19	13	1:53.719 Tom SELDON	20	177	1:53.971 Will MORRIS
ROW 9	17	82	1:53.663 Michael KNIBBS	18	757	1:53.710 Luke WHITWORTH	
ROW 8		15	48	1:53.415 Tom GRENSINGER	16	96	1:53.461 Christopher RICHARDSON
ROW 7	13	50	1:53.331 Leigh BRITTEN	14	62	1:53.408 Kevin SILVAIN	
ROW 6		11	7	1:53.150 Alex MILLER	12	99	1:53.324 Nick RUTTER
ROW 5	9	4	1:52.895 Adam BESSELL	10	41	1:52.925 Tom SMITH	
ROW 4		7	43	1:52.754 Jack HARDING	8	10	1:52.853 Brayden FLETCHER
ROW 3	5	24	1:52.404 James COSSINS	6	47	1:52.720 James WHARRIER	
ROW 2		3	5	1:52.016 John LANGRIDGE	4	12	1:52.334 Declan LEE
ROW 1	1	1	1:51.141 Samuel SMITH	2	29	1:51.308 Patrick FLETCHER	
Pole							
							

Donington Park GP
Circuit Length = 2.4873 miles

These results are provisional until the conclusion of any judicial and technical matters.

Clerk Of Course : Paul Levitt	Stewards :	Timekeeper : Nick Palmer
-------------------------------	------------	--------------------------

Results can be found at www.tsl-timing.com

Printed - 15:36 Saturday, 25 September 2021

BRSCC Mazda MX-5 SuperCup

RACE 3 - CLASSIFICATION



POS	NO	CL	PIC NAME	ENTRY	LAPS	TIME	GAP	DIFF	MPH	BEST	ON
1	1	Pro	1 Samuel SMITH	Mazda MX-5 Mk3	6	11:21.742			78.60	1:52.042	6
2	29	Pro	2 Patrick FLETCHER	Mazda MX-5 Mk3	6	11:22.461	0.719	0.719	78.52	1:52.042	4
3	4	Pro	3 Adam BESSELL	Mazda MX-5 Mk3	6	11:23.652	1.910	1.191	78.38	1:52.227	5
4	43	Pro	4 Jack HARDING	Mazda MX-5 Mk3	6	11:23.863	2.121	0.211	78.36	1:52.164	4
5	6	Club	1 Richard AMOS	Mazda MX-5 Mk3	6	11:24.337	2.595	0.474	78.30	1:52.093	4
6	24	Pro	5 James COSSINS	Mazda MX-5 Mk3	6	11:29.153	7.411	4.816	77.76	1:52.344	4
7	5	Pro	6 John LANGRIDGE	Mazda MX-5 Mk3	6	11:29.563	7.821	0.410	77.71	1:52.888	4
8	7	Pro	7 Alex MILLER	Mazda MX-5 Mk3	6	11:29.815	8.073	0.252	77.68	1:53.359	4
9	10	Pro	8 Brayden FLETCHER	Mazda MX-5 Mk3	6	11:30.138	8.396	0.323	77.65	1:52.690	5
10	12	Pro	9 Declan LEE	Mazda MX-5 Mk3	6	11:30.483	8.741	0.345	77.61	1:52.796	5
11	82*	Pro	10 Michael KNIBBS	Mazda MX-5 Mk3	6	11:32.936	11.194	2.453	77.33	1:53.666	5
12	757	Pro	11 Luke WHITWORTH	Mazda MX-5 Mk3	6	11:35.573	13.831	2.637	77.04	1:53.645	6
13	23	Pro	12 Martin TOLLEY	Mazda MX-5 Mk3	6	11:35.913	14.171	0.340	77.00	1:53.478	6
14	50	Pro	13 Leigh BRITTEN	Mazda MX-5 Mk3	6	11:38.268	16.526	2.355	76.74	1:53.868	3
15	15	Club	2 Clive POWLES	Mazda MX-5 Mk3	6	11:38.604	16.862	0.336	76.71	1:54.409	4
16	96	Pro	14 Christopher RICHARDSON	Mazda MX-5 Mk3	6	11:38.756	17.014	0.152	76.69	1:54.002	4
17	99	Pro	15 Nick RUTTER	Mazda MX-5 Mk3	6	11:38.877	17.135	0.121	76.68	1:54.047	4
18	13	Pro	16 Tom SELDON	Mazda MX-5 Mk3	6	11:39.396	17.654	0.519	76.62	1:54.384	3
19	16	Pro	17 Matt PICKFORD	Mazda MX-5 Mk3	6	11:44.186	22.444	4.790	76.10	1:54.850	4
20	11	Club	3 Scott WRIGHT	Mazda MX-5 Mk3	6	11:50.940	29.198	6.754	75.37	1:55.615	2
21	177	Pro	18 Will MORRIS	Mazda MX-5 Mk3	6	11:51.132	29.390	0.192	75.35	1:55.171	5
22	69	Pro	19 George GRANT	Mazda MX-5 Mk3	6	11:51.449	29.707	0.317	75.32	1:55.280	5
23	777*	Club	4 Andrew FLYNN	Mazda MX-5 Mk3	6	11:51.709	29.967	0.260	75.29	1:55.409	5
24	77	Pro	20 Seamus HEANEY	Mazda MX-5 Mk3	6	11:52.236	30.494	0.527	75.24	1:55.560	5
25	115	Club	5 Andrew DYER	Mazda MX-5 Mk3	6	11:56.069	34.327	3.833	74.83	1:56.267	5
26	66*	Club	6 Martin HEATH	Mazda MX-5 Mk3	6	11:57.784	36.042	1.715	74.66	1:55.487	5
27	67	Club	7 Clive CHISNALL	Mazda MX-5 Mk3	6	11:58.119	36.377	0.335	74.62	1:56.320	5
28	790	INV	1 Adrian BURGE	Mazda MX-5 Mk3	6	11:58.603	36.861	0.484	74.57	1:56.732	6
29	44	Pro	21 Nick PONTING	Mazda MX-5 Mk3	6	12:01.211	39.469	2.608	74.30	1:54.827	3
30	33	Pro	22 Alexander JONES	Mazda MX-5 Mk3	6	12:02.790	41.048	1.579	74.14	1:56.850	6
31	19	Club	8 Liz WALTON	Mazda MX-5 Mk3	6	12:09.970	48.228	7.180	73.41	1:58.489	4

NOT CLASSIFIED

DNF	48	Pro	Tom GRENSINGER	Mazda MX-5 Mk3	2	3:57.173	4 Laps	4 Laps	74.93	1:54.541	2
-----	----	-----	----------------	----------------	---	----------	---------------	--------	-------	-----------------	---

FASTEST LAP

	29	Pro	Patrick FLETCHER	Mazda MX-5 Mk3	4	1:52.042	79.92 mph	128.61 kph
	6	Club	Richard AMOS	Mazda MX-5 Mk3	4	1:52.093	79.88 mph	128.56 kph
	790	INV	Adrian BURGE	Mazda MX-5 Mk3	6	1:56.732	76.70 mph	123.45 kph

*Car 66 - 10 second penalty for out of position start.

Cars 25, 27, 41, 47, 62, 70, & 90 did not participate in restarted race.

*Cars 82 & 777 require working transponders - Regulation Q12.8.1 refers.

Donington Park GP: 2.4873 miles
Race Distance: 6 Laps / 14.92 miles
Start: 15:02 Flag 15:13 End: 15:15

Weather / Track : Cloudy / Dry

These results are provisional until the conclusion of any judicial and technical matters.

Clerk Of Course : Paul Levitt	Stewards :	Timekeeper : Nick Palmer
-------------------------------	------------	--------------------------

Results can be found at www.tsl-timing.com

Printed - 15:16 Saturday, 25 September 2021

BRSCC Mazda MX-5 SuperCup

RACE 3 - LAP CHART

LAP 1 @ 15:04:52.753			LAP 2 @ 15:06:46.534			LAP 3 @ 15:08:38.913			LAP 4 @ 15:10:31.239			LAP 5 @ 15:12:23.586		
NO	BEHIND	LAP TIME	NO	BEHIND	LAP TIME	NO	BEHIND	LAP TIME	NO	BEHIND	LAP TIME	NO	BEHIND	LAP TIME
1		1:58.867	1		1:53.781	1		1:52.379	1		1:52.326	1		1:52.347
43	0.178	1:59.045	6	0.698	1:53.665	29	1.129	1:52.510	29	0.845	1:52.042	29	0.714	1:52.216
29	0.536	1:59.403	29	0.998	1:54.243	6	1.588	1:53.269	6	1.355	1:52.093	4	1.611	1:52.227
6	0.814	1:59.681	4	1.453	1:53.960	4	1.766	1:52.692	4	1.731	1:52.291	43	1.885	1:52.243
4	1.274	2:00.141	24	1.845	1:53.787	43	2.151	1:52.345	43	1.989	1:52.164	6	2.445	1:53.437
5	1.671	2:00.538	43	2.185	1:55.788	5	2.866	1:52.958	24	3.006	1:52.344	24	4.074	1:53.415
24	1.839	2:00.706	5	2.287	1:54.397	24	2.988	1:53.522	5	3.428	1:52.888	5	4.717	1:53.636
82	2.270	2:01.137	82	2.716	1:54.227	7	4.276	1:53.938	7	5.309	1:53.359	7	6.400	1:53.438
7	2.439	2:01.306	7	2.717	1:54.059	82	5.296	1:54.959	10	6.627	1:53.110	10	6.970	1:52.690
12	2.658	2:01.525	10	3.063	1:53.617	12	5.416	1:53.846	12	6.924	1:53.834	12	7.373	1:52.796
757	3.006	2:01.873	757	3.874	1:54.649	10	5.843	1:55.159	82	7.707	1:54.737	82	9.026	1:53.666
10	3.227	2:02.094	12	3.949	1:55.072	757	7.670	1:56.175	757	10.294	1:54.950	757	12.228	1:54.281
50	3.315	2:02.182	48	4.525	1:54.541	50	7.847	1:53.868	23	10.455	1:54.655	23	12.735	1:54.627
48	3.765	2:02.632	23	5.608	1:55.241	23	8.126	1:54.897	50	10.529	1:55.008	50	12.969	1:54.787
23	4.148	2:03.015	50	6.358	1:56.824	15	8.992	1:54.801	15	11.075	1:54.409	15	13.669	1:54.941
15	5.096	2:03.963	15	6.570	1:55.255	13	9.608	1:54.384	99	11.572	1:54.047	96	14.177	1:54.377
96	5.307	2:04.174	99	6.875	1:55.343	99	9.851	1:55.355	96	12.147	1:54.002	13	14.699	1:54.634
99	5.313	2:04.180	13	7.603	1:55.720	96	10.471	1:54.242	13	12.412	1:55.130	99	14.871	1:55.646
13	5.664	2:04.531	16	8.301	1:56.219	16	11.436	1:55.514	16	13.960	1:54.850	16	16.969	1:55.356
16	5.863	2:04.730	96	8.608	1:57.082	66	14.231	1:56.522	66	18.239	1:56.334	66	21.379	1:55.487
66	7.775	2:06.642	66	10.088	1:56.094	777	15.839	1:57.698	777	19.938	1:56.425	777	23.000	1:55.409
777	8.215	2:07.082	777	10.520	1:56.086	77	17.050	1:58.031	69	20.609	1:55.575	69	23.542	1:55.280
77	9.104	2:07.971	11	11.220	1:55.615	69	17.360	1:55.931	11	21.112	1:55.687	177	24.163	1:55.171
11	9.386	2:08.253	77	11.398	1:56.075	11	17.751	1:58.910	177	21.339	1:55.217	11	24.661	1:55.896
69	9.539	2:08.406	69	13.808	1:58.050	177	18.448	1:55.225	77	22.244	1:57.520	77	25.457	1:55.560
115	9.894	2:08.761	790	14.985	1:58.160	790	20.476	1:57.870	115	26.148	1:57.404	115	30.068	1:56.267
44	10.157	2:09.024	115	15.602	1:59.489	115	21.070	1:57.847	790	27.350	1:59.200	67	31.716	1:56.320
790	10.606	2:09.473	177	15.602	1:57.773	67	21.357	1:57.790	67	27.743	1:58.712	790	32.171	1:57.168
67	11.302	2:10.169	67	15.946	1:58.425	33	21.979	1:57.689	33	28.433	1:58.780	33	36.240	2:00.154
177	11.610	2:10.477	33	16.669	1:58.324	44	24.671	1:54.827	44	28.694	1:56.349	44	36.547	2:00.200
33	12.126	2:10.993	19	21.865	1:59.280	19	28.924	1:59.438	19	35.087	1:58.489	19	41.746	1:59.006
19	16.366	2:15.233	44	22.223	2:05.847									

Weather / Track : Cloudy / Dry

Donington Park GP
 Circuit Length = 2.4873 miles
 Start: 15:02 Flag 15:13 End: 15:15

BRSCC Mazda MX-5 SuperCup

RACE 3 - LAP CHART

LAP 6 @ 15:14:15.628

NO	BEHIND	LAP TIME
1		1:52.042
29	0.719	1:52.047
4	1.910	1:52.341
43	2.121	1:52.278
6	2.595	1:52.192
24	7.411	1:55.379
5	7.821	1:55.146
7	8.073	1:53.715
10	8.396	1:53.468
12	8.741	1:53.410
82	11.194	1:54.210
757	13.831	1:53.645
23	14.171	1:53.478
50	16.526	1:55.599
15	16.862	1:55.235
96	17.014	1:54.879
99	17.135	1:54.306
13	17.654	1:54.997
16	22.444	1:57.517
66	26.042	1:56.705
11	29.198	1:56.579
177	29.390	1:57.269
69	29.707	1:58.207
777	29.967	1:59.009
77	30.494	1:57.079
115	34.327	1:56.301
67	36.377	1:56.703
790	36.861	1:56.732
44	39.469	1:54.964
33	41.048	1:56.850
19	48.228	1:58.524

Weather / Track : Cloudy / Dry

Results can be found at www.tsl-timing.com

Page 2 of 2

Donington Park GP
Circuit Length = 2.4873 miles
Start: 15:02 Flag 15:13 End: 15:15

Printed - 15:19 Saturday, 25 September 2021

BRSCC Mazda MX-5 SuperCup

RACE 3 - LAP ANALYSIS

DIFF = Difference To Personal Best Lap

P1 1 Samuel SMITH				
LAP	LAP TIME	DIFF	MPH	TIME OF DAY
1 -	1:58.867	6.825	75.33	15:04:52.753
2 -	1:53.781	1.739	78.69	15:06:46.534
3 -	1:52.379	0.337	79.68	15:08:38.913
4 -	1:52.326 (2)	0.284	79.71	15:10:31.239
5 -	1:52.347 (3)	0.305	79.70	15:12:23.586
6 -	1:52.042 (1)		79.92	15:14:15.628

P2 29 Patrick FLETCHER				
LAP	LAP TIME	DIFF	MPH	TIME OF DAY
1 -	1:59.403	7.361	74.99	15:04:53.289
2 -	1:54.243	2.201	78.38	15:06:47.532
3 -	1:52.510	0.468	79.58	15:08:40.042
4 -	1:52.042 (1)		79.92	15:10:32.084
5 -	1:52.216 (3)	0.174	79.79	15:12:24.300
6 -	1:52.047 (2)	0.005	79.91	15:14:16.347

P3 4 Adam BESSELL				
LAP	LAP TIME	DIFF	MPH	TIME OF DAY
1 -	2:00.141	7.914	74.53	15:04:54.027
2 -	1:53.960	1.733	78.57	15:06:47.987
3 -	1:52.692	0.465	79.45	15:08:40.679
4 -	1:52.291 (2)	0.064	79.74	15:10:32.970
5 -	1:52.227 (1)		79.78	15:12:25.197
6 -	1:52.341 (3)	0.114	79.70	15:14:17.538

P4 43 Jack HARDING				
LAP	LAP TIME	DIFF	MPH	TIME OF DAY
1 -	1:59.045	6.881	75.21	15:04:52.931
2 -	1:55.788	3.624	77.33	15:06:48.719
3 -	1:52.345	0.181	79.70	15:08:41.064
4 -	1:52.164 (1)		79.83	15:10:33.228
5 -	1:52.243 (2)	0.079	79.77	15:12:25.471
6 -	1:52.278 (3)	0.114	79.75	15:14:17.749

P5 6 Richard AMOS				
LAP	LAP TIME	DIFF	MPH	TIME OF DAY
1 -	1:59.681	7.588	74.81	15:04:53.567
2 -	1:53.665	1.572	78.77	15:06:47.232
3 -	1:53.269 (3)	1.176	79.05	15:08:40.501
4 -	1:52.093 (1)		79.88	15:10:32.594
5 -	1:53.437	1.344	78.93	15:12:26.031
6 -	1:52.192 (2)	0.099	79.81	15:14:18.223

P6 24 James COSSINS				
LAP	LAP TIME	DIFF	MPH	TIME OF DAY
1 -	2:00.706	8.362	74.18	15:04:54.592
2 -	1:53.787	1.443	78.69	15:06:48.379
3 -	1:53.522 (3)	1.178	78.87	15:08:41.901
4 -	1:52.344 (1)		79.70	15:10:34.245
5 -	1:53.415 (2)	1.071	78.95	15:12:27.660
6 -	1:55.379	3.035	77.60	15:14:23.039

P7 5 John LANGRIDGE				
LAP	LAP TIME	DIFF	MPH	TIME OF DAY
1 -	2:00.538	7.650	74.28	15:04:54.424
2 -	1:54.397	1.509	78.27	15:06:48.821

DIFF = Difference To Personal Best Lap

3 -	1:52.958 (2)	0.070	79.27	15:08:41.779
4 -	1:52.888 (1)		79.32	15:10:34.667
5 -	1:53.636 (3)	0.748	78.79	15:12:28.303
6 -	1:55.146	2.258	77.76	15:14:23.449

P8 7 Alex MILLER				
LAP	LAP TIME	DIFF	MPH	TIME OF DAY
1 -	2:01.306	7.947	73.81	15:04:55.192
2 -	1:54.059	0.700	78.50	15:06:49.251
3 -	1:53.938	0.579	78.59	15:08:43.189
4 -	1:53.359 (1)		78.99	15:10:36.548
5 -	1:53.438 (2)	0.079	78.93	15:12:29.986
6 -	1:53.715 (3)	0.356	78.74	15:14:23.701

P9 10 Brayden FLETCHER				
LAP	LAP TIME	DIFF	MPH	TIME OF DAY
1 -	2:02.094	9.404	73.34	15:04:55.980
2 -	1:53.617	0.927	78.81	15:06:49.597
3 -	1:55.159	2.469	77.75	15:08:44.756
4 -	1:53.110 (2)	0.420	79.16	15:10:37.866
5 -	1:52.690 (1)		79.46	15:12:30.556
6 -	1:53.468 (3)	0.778	78.91	15:14:24.024

P10 12 Declan LEE				
LAP	LAP TIME	DIFF	MPH	TIME OF DAY
1 -	2:01.525	8.729	73.68	15:04:55.411
2 -	1:55.072	2.276	77.81	15:06:50.483
3 -	1:53.846	1.050	78.65	15:08:44.329
4 -	1:53.834 (3)	1.038	78.66	15:10:38.163
5 -	1:52.796 (1)		79.38	15:12:30.959
6 -	1:53.410 (2)	0.614	78.95	15:14:24.369

P11 82 Michael KNIBBS				
LAP	LAP TIME	DIFF	MPH	TIME OF DAY
1 -	2:01.137	7.471	73.91	15:04:55.023
2 -	1:54.227 (3)	0.561	78.39	15:06:49.250
3 -	1:54.959	1.293	77.89	15:08:44.209
4 -	1:54.737	1.071	78.04	15:10:38.946
5 -	1:53.666 (1)		78.77	15:12:32.612
6 -	1:54.210 (2)	0.544	78.40	15:14:26.822

P12 757 Luke WHITWORTH				
LAP	LAP TIME	DIFF	MPH	TIME OF DAY
1 -	2:01.873	8.228	73.47	15:04:55.759
2 -	1:54.649 (3)	1.004	78.10	15:06:50.408
3 -	1:56.175	2.530	77.07	15:08:46.583
4 -	1:54.950	1.305	77.89	15:10:41.533
5 -	1:54.281 (2)	0.636	78.35	15:12:35.814
6 -	1:53.645 (1)		78.79	15:14:29.459

P13 23 Martin TOLLEY				
LAP	LAP TIME	DIFF	MPH	TIME OF DAY
1 -	2:03.015	9.537	72.79	15:04:56.901
2 -	1:55.241	1.763	77.70	15:06:52.142
3 -	1:54.897	1.419	77.93	15:08:47.039
4 -	1:54.655 (3)	1.177	78.09	15:10:41.694
5 -	1:54.627 (2)	1.149	78.11	15:12:36.321
6 -	1:53.478 (1)		78.90	15:14:29.799

Donington Park GP

Circuit Length = 2.4873 miles

Start: 15:02 Flag 15:13 End: 15:15

Weather / Track : Cloudy / Dry

BRSCC Mazda MX-5 SuperCup

RACE 3 - LAP ANALYSIS

DIFF = Difference To Personal Best Lap

P14 50 Leigh BRITTEN				
LAP	LAP TIME	DIFF	MPH	TIME OF DAY
1 -	2:02.182	8.314	73.28	15:04:56.068
2 -	1:56.824	2.956	76.64	15:06:52.892
3 -	1:53.868 (1)		78.63	15:08:46.760
4 -	1:55.008 (3)	1.140	77.85	15:10:41.768
5 -	1:54.787 (2)	0.919	78.00	15:12:36.555
6 -	1:55.599	1.731	77.46	15:14:32.154

P15 15 Clive POWLES				
LAP	LAP TIME	DIFF	MPH	TIME OF DAY
1 -	2:03.963	9.554	72.23	15:04:57.849
2 -	1:55.255	0.846	77.69	15:06:53.104
3 -	1:54.801 (2)	0.392	77.99	15:08:47.905
4 -	1:54.409 (1)		78.26	15:10:42.314
5 -	1:54.941 (3)	0.532	77.90	15:12:37.255
6 -	1:55.235	0.826	77.70	15:14:32.490

P16 96 Christopher RICHARDSON				
LAP	LAP TIME	DIFF	MPH	TIME OF DAY
1 -	2:04.174	10.172	72.11	15:04:58.060
2 -	1:57.082	3.080	76.48	15:06:55.142
3 -	1:54.242 (2)	0.240	78.38	15:08:49.384
4 -	1:54.002 (1)		78.54	15:10:43.386
5 -	1:54.377 (3)	0.375	78.28	15:12:37.763
6 -	1:54.879	0.877	77.94	15:14:32.642

P17 99 Nick RUTTER				
LAP	LAP TIME	DIFF	MPH	TIME OF DAY
1 -	2:04.180	10.133	72.10	15:04:58.066
2 -	1:55.343 (3)	1.296	77.63	15:06:53.409
3 -	1:55.355	1.308	77.62	15:08:48.764
4 -	1:54.047 (1)		78.51	15:10:42.811
5 -	1:55.646	1.599	77.42	15:12:38.457
6 -	1:54.306 (2)	0.259	78.33	15:14:32.763

P18 13 Tom SELDON				
LAP	LAP TIME	DIFF	MPH	TIME OF DAY
1 -	2:04.531	10.147	71.90	15:04:58.417
2 -	1:55.720	1.336	77.38	15:06:54.137
3 -	1:54.384 (1)		78.28	15:08:48.521
4 -	1:55.130	0.746	77.77	15:10:43.651
5 -	1:54.634 (2)	0.250	78.11	15:12:38.285
6 -	1:54.997 (3)	0.613	77.86	15:14:33.282

P19 16 Matt PICKFORD				
LAP	LAP TIME	DIFF	MPH	TIME OF DAY
1 -	2:04.730	9.880	71.79	15:04:58.616
2 -	1:56.219	1.369	77.04	15:06:54.835
3 -	1:55.514 (3)	0.664	77.51	15:08:50.349
4 -	1:54.850 (1)		77.96	15:10:45.199
5 -	1:55.356 (2)	0.506	77.62	15:12:40.555
6 -	1:57.517	2.667	76.19	15:14:38.072

P20 11 Scott WRIGHT				
LAP	LAP TIME	DIFF	MPH	TIME OF DAY
1 -	2:08.253	12.638	69.81	15:05:02.139
2 -	1:55.615 (1)		77.45	15:06:57.754

DIFF = Difference To Personal Best Lap

3 -	1:58.910	3.295	75.30	15:08:56.664
4 -	1:55.687 (2)	0.072	77.40	15:10:52.351
5 -	1:55.896 (3)	0.281	77.26	15:12:48.247
6 -	1:56.579	0.964	76.81	15:14:44.826

P21 177 Will MORRIS				
LAP	LAP TIME	DIFF	MPH	TIME OF DAY
1 -	2:10.477	15.306	68.62	15:05:04.363
2 -	1:57.773	2.602	76.03	15:07:02.136
3 -	1:55.225 (3)	0.054	77.71	15:08:57.361
4 -	1:55.217 (2)	0.046	77.71	15:10:52.578
5 -	1:55.171 (1)		77.74	15:12:47.749
6 -	1:57.269	2.098	76.35	15:14:45.018

P22 69 George GRANT				
LAP	LAP TIME	DIFF	MPH	TIME OF DAY
1 -	2:08.406	13.126	69.73	15:05:02.292
2 -	1:58.050	2.770	75.85	15:07:00.342
3 -	1:55.931 (3)	0.651	77.23	15:08:56.273
4 -	1:55.575 (2)	0.295	77.47	15:10:51.848
5 -	1:55.280 (1)		77.67	15:12:47.128
6 -	1:58.207	2.927	75.75	15:14:45.335

P23 777 Andrew FLYNN				
LAP	LAP TIME	DIFF	MPH	TIME OF DAY
1 -	2:07.082	11.673	70.46	15:05:00.968
2 -	1:56.086 (2)	0.677	77.13	15:06:57.054
3 -	1:57.698	2.289	76.07	15:08:54.752
4 -	1:56.425 (3)	1.016	76.91	15:10:51.177
5 -	1:55.409 (1)		77.58	15:12:46.586
6 -	1:59.009	3.600	75.24	15:14:45.595

P24 77 Seamus HEANEY				
LAP	LAP TIME	DIFF	MPH	TIME OF DAY
1 -	2:07.971	12.411	69.97	15:05:01.857
2 -	1:56.075 (2)	0.515	77.14	15:06:57.932
3 -	1:58.031	2.471	75.86	15:08:55.963
4 -	1:57.520	1.960	76.19	15:10:53.483
5 -	1:55.560 (1)		77.48	15:12:49.043
6 -	1:57.079 (3)	1.519	76.48	15:14:46.122

P25 115 Andrew DYER				
LAP	LAP TIME	DIFF	MPH	TIME OF DAY
1 -	2:08.761	12.494	69.54	15:05:02.647
2 -	1:59.489	3.222	74.93	15:07:02.136
3 -	1:57.847	1.580	75.98	15:08:59.983
4 -	1:57.404 (3)	1.137	76.27	15:10:57.387
5 -	1:56.267 (1)		77.01	15:12:53.654
6 -	1:56.301 (2)	0.034	76.99	15:14:49.955

P26 66 Martin HEATH				
LAP	LAP TIME	DIFF	MPH	TIME OF DAY
1 -	2:06.642	11.155	70.70	15:05:00.528
2 -	1:56.094 (2)	0.607	77.13	15:06:56.622
3 -	1:56.522	1.035	76.84	15:08:53.144
4 -	1:56.334 (3)	0.847	76.97	15:10:49.478
5 -	1:55.487 (1)		77.53	15:12:44.965
6 -	1:56.705	1.218	76.72	15:14:41.670

Donington Park GP

Circuit Length = 2.4873 miles

Start: 15:02 Flag 15:13 End: 15:15

Weather / Track : Cloudy / Dry

BRSCC Mazda MX-5 SuperCup

RACE 3 - LAP ANALYSIS

DIFF = Difference To Personal Best Lap

P27 67 Clive CHISNALL				
LAP	LAP TIME	DIFF	MPH	TIME OF DAY
1 -	2:10.169	13.849	68.79	15:05:04.055
2 -	1:58.425	2.105	75.61	15:07:02.480
3 -	1:57.790 (3)	1.470	76.02	15:09:00.270
4 -	1:58.712	2.392	75.43	15:10:58.982
5 -	1:56.320 (1)		76.98	15:12:55.302
6 -	1:56.703 (2)	0.383	76.72	15:14:52.005

P28 790 Adrian BURGE				
LAP	LAP TIME	DIFF	MPH	TIME OF DAY
1 -	2:09.473	12.741	69.16	15:05:03.359
2 -	1:58.160	1.428	75.78	15:07:01.519
3 -	1:57.870 (3)	1.138	75.96	15:08:59.389
4 -	1:59.200	2.468	75.12	15:10:58.589
5 -	1:57.168 (2)	0.436	76.42	15:12:55.757
6 -	1:56.732 (1)		76.70	15:14:52.489

P29 44 Nick PONTING				
LAP	LAP TIME	DIFF	MPH	TIME OF DAY
1 -	2:09.024	14.197	69.40	15:05:02.910
2 -	2:05.847	11.020	71.15	15:07:08.757
3 -	1:54.827 (1)		77.98	15:09:03.584
4 -	1:56.349 (3)	1.522	76.96	15:10:59.933
5 -	2:00.200	5.373	74.49	15:13:00.133
6 -	1:54.964 (2)	0.137	77.88	15:14:55.097

P30 33 Alexander JONES				
LAP	LAP TIME	DIFF	MPH	TIME OF DAY
1 -	2:10.993	14.143	68.35	15:05:04.879
2 -	1:58.324 (3)	1.474	75.67	15:07:03.203
3 -	1:57.689 (2)	0.839	76.08	15:09:00.892
4 -	1:58.780	1.930	75.38	15:10:59.672
5 -	2:00.154	3.304	74.52	15:12:59.826
6 -	1:56.850 (1)		76.63	15:14:56.676

P31 19 Liz WALTON				
LAP	LAP TIME	DIFF	MPH	TIME OF DAY
1 -	2:15.233	16.744	66.21	15:05:09.119
2 -	1:59.280	0.791	75.07	15:07:08.399
3 -	1:59.438	0.949	74.97	15:09:07.837
4 -	1:58.489 (1)		75.57	15:11:06.326
5 -	1:59.006 (3)	0.517	75.24	15:13:05.332
6 -	1:58.524 (2)	0.035	75.54	15:15:03.856

P32 48 Tom GRENSINGER				
LAP	LAP TIME	DIFF	MPH	TIME OF DAY
1 -	2:02.632 (2)	8.091	73.01	15:04:56.518
2 -	1:54.541 (1)		78.17	15:06:51.059

Weather / Track : Cloudy / Dry

BRSCC Mazda MX-5 SuperCup

RACE 3 - STATISTICS

Competitors Started 32
Planned Start 2021-09-25 @ 14:55:00.000
Actual Start 2021-09-25 @ 15:02:53.885
Finish Time 2021-09-25 @ 15:13:05.333
Track Length 2.4873mi.
Total Laps 188
Total Distance Covered 467.6215mi.

Session Fastest Lap History

NO	CL	NAME	LAP TIME	TIME OF DAY	LAP	VEHICLE
1	Pro	Samuel SMITH	1:58.867	15:04:52.766	1	Mazda MX-5 Mk3
1	Pro	Samuel SMITH	1:53.781	15:06:46.546	2	Mazda MX-5 Mk3
6	Club	Richard AMOS	1:53.665	15:06:47.244	2	Mazda MX-5 Mk3
10	Pro	Brayden FLETCHER	1:53.617	15:06:49.604	2	Mazda MX-5 Mk3
1	Pro	Samuel SMITH	1:52.379	15:08:38.925	3	Mazda MX-5 Mk3
43	Pro	Jack HARDING	1:52.345	15:08:41.066	3	Mazda MX-5 Mk3
1	Pro	Samuel SMITH	1:52.326	15:10:31.251	4	Mazda MX-5 Mk3
29	Pro	Patrick FLETCHER	1:52.042	15:10:32.078	4	Mazda MX-5 Mk3

Session Leader History

NO	CL	NAME	FROM LAP	LAPS LED	DISTANCE	VEHICLE
1	Pro	Samuel SMITH	1	6	14.88 miles	Mazda MX-5 Mk3

Flag History

TYPE	TIME OF DAY
GREEN	15:02:53.885
FINISH	15:13:05.333

Flag Statistics

TYPE	COUNT	TOTAL LAPS	TOTAL TIME
Green	1	6	13:00.185
Red	0	0	0.000
Safety Car	0	0	0.000
FCY	0	0	0.000

Weather / Track : Cloudy / Dry

BRSCC Mazda MX-5 SuperCup

RACE 3 - STATISTICS

CLASS : Pro

23 Starters

Fastest Lap History

NO	NAME	LAP TIME	TIME OF DAY	LAP	VEHICLE
1	Samuel SMITH	1:58.867	15:04:52.766	1	Mazda MX-5 Mk3
1	Samuel SMITH	1:53.781	15:06:46.546	2	Mazda MX-5 Mk3
10	Brayden FLETCHER	1:53.617	15:06:49.604	2	Mazda MX-5 Mk3
1	Samuel SMITH	1:52.379	15:08:38.925	3	Mazda MX-5 Mk3
43	Jack HARDING	1:52.345	15:08:41.066	3	Mazda MX-5 Mk3
1	Samuel SMITH	1:52.326	15:10:31.251	4	Mazda MX-5 Mk3
29	Patrick FLETCHER	1:52.042	15:10:32.078	4	Mazda MX-5 Mk3

Leader History

NO	NAME	FROM LAP	LAPS LED	DISTANCE	VEHICLE
1	Samuel SMITH	1	6	14.88 miles	Mazda MX-5 Mk3

Weather / Track : Cloudy / Dry

Donington Park GP
Circuit Length = 2.4873 miles
Start: 15:02 Flag 15:13 End: 15:15

BRSCC Mazda MX-5 SuperCup

RACE 3 - STATISTICS

CLASS : Club

8 Starters

Fastest Lap History

NO	NAME	LAP TIME	TIME OF DAY	LAP	VEHICLE
6	Richard AMOS	1:59.681	15:04:53.577	1	Mazda MX-5 Mk3
6	Richard AMOS	1:53.665	15:06:47.244	2	Mazda MX-5 Mk3
6	Richard AMOS	1:53.269	15:08:40.512	3	Mazda MX-5 Mk3
6	Richard AMOS	1:52.093	15:10:32.605	4	Mazda MX-5 Mk3

Leader History

NO	NAME	FROM LAP	LAPS LED	DISTANCE	VEHICLE
6	Richard AMOS	1	6	14.88 miles	Mazda MX-5 Mk3

BRSCC Mazda MX-5 SuperCup

RACE 3 - STATISTICS

CLASS : INV

1 Starters

Fastest Lap History

NO	NAME	LAP TIME	TIME OF DAY	LAP	VEHICLE
790	Adrian BURGE	2:09.473	15:05:03.359	1	Mazda MX-5 Mk3
790	Adrian BURGE	1:58.160	15:07:01.520	2	Mazda MX-5 Mk3
790	Adrian BURGE	1:57.870	15:08:59.391	3	Mazda MX-5 Mk3
790	Adrian BURGE	1:57.168	15:12:55.758	5	Mazda MX-5 Mk3
790	Adrian BURGE	1:56.732	15:14:52.491	6	Mazda MX-5 Mk3

Leader History

NO	NAME	FROM LAP	LAPS LED	DISTANCE	VEHICLE
790	Adrian BURGE	1	6	14.88 miles	Mazda MX-5 Mk3

BRSCC Mazda MX-5 SuperCup

RACE 9 - CLASSIFICATION



POS	NO	CL	PIC NAME	ENTRY	LAPS	TIME	GAP	DIFF	MPH	BEST	ON
1	1	Pro	1 Samuel SMITH	Mazda MX-5 Mk3	11	20:36.882			79.52	1:51.428	6
2	43	Pro	2 Jack HARDING	Mazda MX-5 Mk3	11	20:38.037	1.155	1.155	79.45	1:51.381	9
3	29	Pro	3 Patrick FLETCHER	Mazda MX-5 Mk3	11	20:45.118	8.236	7.081	78.99	1:52.075	8
4	5	Pro	4 John LANGRIDGE	Mazda MX-5 Mk3	11	20:45.598	8.716	0.480	78.96	1:51.870	11
5	24	Pro	5 James COSSINS	Mazda MX-5 Mk3	11	20:46.571	9.689	0.973	78.90	1:51.949	8
6	4*	Pro	6 Adam BESSELL	Mazda MX-5 Mk3	11	20:51.452	14.570	4.881	78.59	1:51.979	2
7	82*	Pro	7 Michael KNIBBS	Mazda MX-5 Mk3	11	20:53.180	16.298	1.728	78.49	1:52.271	4
8	12	Pro	8 Declan LEE	Mazda MX-5 Mk3	11	20:53.674	16.792	0.494	78.45	1:52.446	8
9	6	Club	1 Richard AMOS	Mazda MX-5 Mk3	11	20:56.362	19.480	2.688	78.29	1:51.685	6
10	10	Pro	9 Brayden FLETCHER	Mazda MX-5 Mk3	11	20:56.614	19.732	0.252	78.27	1:52.519	4
11	7	Pro	10 Alex MILLER	Mazda MX-5 Mk3	11	20:57.307	20.425	0.693	78.23	1:52.242	2
12	48	Pro	11 Tom GRENSINGER	Mazda MX-5 Mk3	11	20:58.531	21.649	1.224	78.15	1:52.134	2
13	62	Club	2 Kevin SILVAIN	Mazda MX-5 Mk3	11	20:58.684	21.802	0.153	78.14	1:52.771	7
14	50	Pro	12 Leigh BRITTEN	Mazda MX-5 Mk3	11	21:02.278	25.396	3.594	77.92	1:53.589	5
15	177	Pro	13 Will MORRIS	Mazda MX-5 Mk3	11	21:03.146	26.264	0.868	77.87	1:53.537	7
16	99	Pro	14 Nick RUTTER	Mazda MX-5 Mk3	11	21:05.731	28.849	2.585	77.71	1:52.992	5
17	15	Club	3 Clive POWLES	Mazda MX-5 Mk3	11	21:18.528	41.646	12.797	76.93	1:54.240	8
18	77	Pro	15 Seamus HEANEY	Mazda MX-5 Mk3	11	21:20.553	43.671	2.025	76.81	1:54.761	8
19	13	Pro	16 Tom SELDON	Mazda MX-5 Mk3	11	21:27.282	50.400	6.729	76.41	1:54.533	5
20	67	Club	4 Clive CHISNALL	Mazda MX-5 Mk3	11	21:36.074	59.192	8.792	75.89	1:55.509	5
21	27	Club	5 Christina HOLLEY	Mazda MX-5 Mk3	11	21:40.458	1:03.576	4.384	75.63	1:55.539	7
22	777*	Club	6 Andrew FLYNN	Mazda MX-5 Mk3	11	21:42.966	1:06.084	2.508	75.49	1:55.639	7
23	44	Pro	17 Nick PONTING	Mazda MX-5 Mk3	11	21:44.568	1:07.686	1.602	75.39	1:54.899	7
24	16	Pro	18 Matt PICKFORD	Mazda MX-5 Mk3	11	21:45.788	1:08.906	1.220	75.32	1:55.607	5
25	790	INV	1 Adrian BURGE	Mazda MX-5 Mk3	11	21:46.396	1:09.514	0.608	75.29	1:55.907	8
26	90	Club	7 Bruce ROBINSON	Mazda MX-5 Mk3	11	21:47.275	1:10.393	0.879	75.24	1:56.283	8
27	115	Club	8 Andrew DYER	Mazda MX-5 Mk3	11	21:47.770	1:10.888	0.495	75.21	1:55.650	8
28	66	Club	9 Martin HEATH	Mazda MX-5 Mk3	11	21:49.392	1:12.510	1.622	75.12	1:54.625	5
29	33	Pro	19 Alexander JONES	Mazda MX-5 Mk3	11	21:49.771	1:12.889	0.379	75.09	1:55.197	8
30	19	Club	10 Liz WALTON	Mazda MX-5 Mk3	11	22:10.561	1:33.679	20.790	73.92	1:58.725	6
31	11	Club	11 Scott WRIGHT	Mazda MX-5 Mk3	8	20:50.686	3 Laps	3 Laps	57.16	1:56.389	2

NOT CLASSIFIED

DNF	69	Pro	George GRANT	Mazda MX-5 Mk3	8	15:31.608	3 Laps		76.74	1:54.371	5
DNF	70	Club	Xavier BROOKE	Mazda MX-5 Mk3	7	13:42.552	4 Laps	1 Lap	76.03	1:55.461	5
DNF	757	Pro	Luke WHITWORTH	Mazda MX-5 Mk3	6	12:37.063	5 Laps	1 Lap	70.78	1:54.535	3
DNF	96	Pro	Christopher RICHARDSON	Mazda MX-5 Mk3	5	10:14.179	6 Laps	1 Lap	72.67	1:54.841	3
DNF	23	Pro	Martin TOLLEY	Mazda MX-5 Mk3	0						

FASTEST LAP

43	Pro	Jack HARDING	Mazda MX-5 Mk3	9	1:51.381	80.39 mph	129.38 kph
6	Club	Richard AMOS	Mazda MX-5 Mk3	6	1:51.685	80.17 mph	129.03 kph
790	INV	Adrian BURGE	Mazda MX-5 Mk3	8	1:55.907	77.25 mph	124.33 kph

*Car 4 - 5 second penalty for exceeding track limits.

*Cars 82 & 777 require working transponders - Regulation Q12.8.1 refers.

Donington Park GP: 2.4873 miles
Race Distance: 11 Laps / 27.36 miles
Start: 18:31 Flag 18:52 End: 18:55

Weather / Track : Bright / Dry

These results are provisional until the conclusion of any judicial and technical matters.

Clerk Of Course : Paul Levitt	Stewards :	Timekeeper : Nick Palmer
-------------------------------	------------	--------------------------

Results can be found at www.tsl-timing.com

Printed - 18:58 Saturday, 25 September 2021

BRSCC Mazda MX-5 SuperCup

RACE 9 - LAP CHART

LAP 1 @ 18:33:54.218			LAP 2 @ 18:35:47.130			LAP 3 @ 18:37:39.837			LAP 4 @ 18:39:31.617			LAP 5 @ 18:41:23.342		
NO	BEHIND	LAP TIME	NO	BEHIND	LAP TIME	NO	BEHIND	LAP TIME	NO	BEHIND	LAP TIME	NO	BEHIND	LAP TIME
29		1:55.969	29		1:52.912	1		1:52.314	1		1:51.780	1		1:51.725
1	0.496	1:56.465	1	0.393	1:52.809	24	0.355	1:52.347	43	1.136	1:52.338	43	0.970	1:51.559
24	0.894	1:56.863	24	0.715	1:52.733	43	0.578	1:51.928	24	2.740	1:54.165	4	5.257	1:53.858
12	1.335	1:57.304	43	1.357	1:52.319	29	0.992	1:53.699	29	2.871	1:53.659	29	5.954	1:54.808
43	1.950	1:57.919	12	1.496	1:53.073	4	1.663	1:52.761	4	3.124	1:53.241	5	6.550	1:54.758
5	2.448	1:58.417	4	1.609	1:51.979	5	2.660	1:53.221	5	3.517	1:52.637	12	7.028	1:54.958
4	2.542	1:58.511	5	2.146	1:52.610	12	2.945	1:54.156	12	3.795	1:52.630	24	7.127	1:56.112
7	3.408	1:59.377	7	2.738	1:52.242	7	3.504	1:53.473	10	4.521	1:52.519	7	7.682	1:54.631
10	3.540	1:59.509	10	3.487	1:52.859	10	3.782	1:53.002	7	4.776	1:53.052	10	7.993	1:55.197
99	3.981	1:59.950	48	3.854	1:52.134	82	4.989	1:52.789	82	5.480	1:52.271	82	8.393	1:54.638
48	4.632	2:00.601	99	4.136	1:53.067	99	5.856	1:54.427	48	8.041	1:53.377	48	9.090	1:52.774
62	5.232	2:01.201	82	4.907	1:52.340	48	6.444	1:55.297	99	8.602	1:54.526	99	9.869	1:52.992
82	5.479	2:01.448	62	5.367	1:53.047	62	7.716	1:55.056	62	9.437	1:53.501	62	11.807	1:54.095
177	5.973	2:01.942	50	8.258	1:54.842	50	9.448	1:53.897	50	11.509	1:53.841	50	13.373	1:53.589
50	6.328	2:02.297	177	8.677	1:55.616	177	10.080	1:54.110	177	12.191	1:53.891	177	14.282	1:53.816
757	6.798	2:02.767	757	8.947	1:55.061	757	10.775	1:54.535	757	14.243	1:55.248	6	16.220	1:52.165
96	7.199	2:03.168	96	10.476	1:56.189	96	12.610	1:54.841	6	15.780	1:54.568	757	17.913	1:55.395
69	7.493	2:03.462	15	11.539	1:56.278	6	12.992	1:53.488	96	16.405	1:55.575	69	21.741	1:54.371
15	8.173	2:04.142	69	11.982	1:57.401	69	14.952	1:55.677	69	19.095	1:55.923	15	22.708	1:54.843
77	9.455	2:05.424	77	11.997	1:55.454	15	15.237	1:56.405	15	19.590	1:56.133	77	23.200	1:55.056
6	10.063	2:06.032	6	12.211	1:55.060	77	15.381	1:56.091	77	19.869	1:56.268	70	26.275	1:55.461
16	10.287	2:06.256	777	14.019	1:55.789	70	18.658	1:56.799	70	22.539	1:55.661	13	27.199	1:54.533
90	10.561	2:06.530	70	14.566	1:55.858	11	20.012	1:57.425	13	24.391	1:55.690	66	28.588	1:54.625
777	11.142	2:07.111	90	14.913	1:57.264	13	20.481	1:56.592	66	25.688	1:56.630	90	32.968	1:56.951
70	11.620	2:07.589	11	15.294	1:56.389	115	20.820	1:57.177	90	27.742	1:58.333	67	34.531	1:55.509
11	11.817	2:07.786	66	15.936	1:56.069	66	20.838	1:57.609	33	30.277	1:59.249	33	35.833	1:57.281
13	12.408	2:08.377	115	16.350	1:56.499	90	21.189	1:58.983	67	30.747	1:56.569	27	36.467	1:57.110
115	12.763	2:08.732	13	16.596	1:57.100	33	22.808	1:57.264	27	31.082	1:57.102	790	38.736	1:56.704
66	12.779	2:08.748	33	18.251	1:55.956	27	25.760	1:57.890	790	33.757	1:58.295	777	39.535	1:56.109
33	15.207	2:11.176	27	20.577	1:57.269	67	25.958	1:56.833	777	35.151	1:56.530	16	40.013	1:55.607
27	16.220	2:12.189	790	21.590	1:57.779	790	27.242	1:58.359	16	36.131	1:57.207	115	44.134	1:57.684
790	16.723	2:12.692	67	21.832	1:55.928	777	30.401	2:09.089	115	38.175	2:09.135	44	44.899	1:56.394
19	17.704	2:13.673	19	23.921	1:59.129	16	30.704	1:56.549	19	38.731	1:58.944	19	47.473	2:00.467
67	18.816	2:14.785	16	26.862	2:09.487	19	31.567	2:00.353	44	40.230	1:55.664	96	49.086	2:24.406 P
44	29.335	2:25.304	44	32.877	1:56.454	44	36.346	1:56.176	11	1:15.380	2:47.148 P			

Weather / Track : Bright / Dry

Donington Park GP

Circuit Length = 2.4873 miles

Start: 18:31 Flag 18:52 End: 18:55

BRSCC Mazda MX-5 SuperCup

RACE 9 - LAP CHART

LAP 6 @ 18:43:14.770			LAP 7 @ 18:45:07.422			LAP 8 @ 18:46:59.343			LAP 9 @ 18:48:51.330			LAP 10 @ 18:50:43.217		
NO	BEHIND	LAP TIME	NO	BEHIND	LAP TIME	NO	BEHIND	LAP TIME	NO	BEHIND	LAP TIME	NO	BEHIND	LAP TIME
1		1:51.428	1		1:52.652	1		1:51.921	1		1:51.987	1		1:51.887
43	1.467	1:51.925	43	1.472	1:52.657	43	1.656	1:52.105	43	1.050	1:51.381	43	0.902	1:51.739
29	6.810	1:52.284	29	6.799	1:52.641	29	6.953	1:52.075	29	7.083	1:52.117	11	3 Laps	2:00.140
4	7.227	1:53.398	4	7.359	1:52.784	4	7.568	1:52.130	4	7.963	1:52.382	29	7.634	1:52.438
5	7.402	1:52.280	5	7.749	1:52.999	5	7.925	1:52.097	5	8.198	1:52.260	5	8.760	1:52.449
24	8.792	1:53.093	24	8.558	1:52.418	24	8.586	1:51.949	24	8.601	1:52.002	4	9.340	1:53.264
12	9.479	1:53.879	12	9.944	1:53.117	12	10.469	1:52.446	12	12.065	1:53.583	24	9.580	1:52.866
10	10.104	1:53.539	82	10.725	1:53.079	82	11.386	1:52.582	82	12.324	1:52.925	82	14.216	1:53.779
7	10.296	1:54.042	7	11.752	1:54.108	48	13.853	1:53.741	7	15.442	1:53.349	12	14.369	1:54.191
82	10.298	1:53.333	48	12.033	1:53.705	7	14.080	1:54.249	48	16.121	1:54.255	7	17.982	1:54.427
48	10.980	1:53.318	99	12.334	1:53.211	10	14.343	1:53.620	10	16.397	1:54.041	6	18.174	1:52.863
99	11.775	1:53.334	10	12.644	1:55.192	99	14.560	1:54.147	99	16.925	1:54.352	10	18.551	1:54.041
62	13.689	1:53.310	62	13.808	1:52.771	62	15.169	1:53.282	6	17.198	1:52.780	48	18.618	1:54.384
50	15.778	1:53.833	6	15.907	1:52.082	6	16.405	1:52.419	62	17.702	1:54.520	62	18.923	1:53.108
6	16.477	1:51.685	50	17.090	1:53.964	50	18.866	1:53.697	50	20.794	1:53.915	50	23.533	1:54.626
177	16.727	1:53.873	177	17.612	1:53.537	177	19.319	1:53.628	177	21.267	1:53.935	177	24.035	1:54.655
69	25.387	1:55.074	69	27.721	1:54.986	69	30.514	1:54.714	15	34.857	1:55.390	99	25.726	2:00.688
15	26.172	1:54.892	15	29.135	1:55.615	15	31.454	1:54.240	77	36.498	1:56.197	15	38.300	1:55.330
77	26.776	1:55.004	77	29.448	1:55.324	77	32.288	1:54.761	13	44.302	1:55.816	77	39.939	1:55.328
70	30.559	1:55.712	70	33.379	1:55.472	13	40.473	1:55.473	67	49.988	1:56.584	13	47.222	1:54.807
13	30.934	1:55.163	66	35.831	1:56.475	66	45.212	2:01.302	27	54.306	1:58.301	67	54.093	1:55.992
66	32.008	1:54.848	13	36.921	1:58.639	67	45.391	1:55.646	66	55.290	2:02.065	27	58.937	1:56.518
90	38.073	1:56.533	67	41.666	1:55.589	90	46.420	1:56.283	90	55.917	2:01.484	777	1:01.729	1:57.298
67	38.729	1:55.626	90	42.058	1:56.637	27	47.992	1:55.690	777	56.318	1:57.508	66	1:03.496	2:00.093
27	41.336	1:56.297	27	44.223	1:55.539	33	49.029	1:55.197	16	56.982	1:57.474	90	1:03.552	1:59.522
33	42.514	1:58.109	33	45.753	1:55.891	777	50.797	1:55.972	33	57.291	2:00.249	16	1:04.208	1:59.113
777	43.759	1:55.652	777	46.746	1:55.639	16	51.495	1:55.707	790	58.312	1:56.067	44	1:04.452	1:57.342
16	44.665	1:56.080	16	47.709	1:55.696	790	54.232	1:55.907	44	58.997	1:56.306	790	1:04.933	1:58.508
790	46.254	1:58.946	790	50.246	1:56.644	44	54.678	1:54.926	115	1:00.455	1:55.944	115	1:05.648	1:57.080
115	49.131	1:56.425	44	51.673	1:54.899	115	56.498	1:55.650	19	1:17.310	1:59.687	33	1:06.085	2:00.681
44	49.426	1:55.955	115	52.769	1:56.290	19	1:09.610	2:00.328				19	1:25.441	2:00.018
19	54.770	1:58.725	19	1:01.203	1:59.085	11	2 Laps	1:57.042						
757	1:20.542	2:54.057 P	11	2 Laps	6:04.540									

Weather / Track : Bright / Dry

Donington Park GP
 Circuit Length = 2.4873 miles
 Start: 18:31 Flag 18:52 End: 18:55

BRSCC Mazda MX-5 SuperCup

RACE 9 - LAP CHART

LAP 11 @ 18:52:35.131

NO	BEHIND	LAP TIME
1		1:51.914
43	1.155	1:52.167
29	8.236	1:52.516
5	8.716	1:51.870
4	9.570	1:52.144
24	9.689	1:52.023
11	3 Laps	2:00.216
82	16.298	1:53.996
12	16.792	1:54.337
6	19.480	1:53.220
10	19.732	1:53.095
7	20.425	1:54.357
48	21.649	1:54.945
62	21.802	1:54.793
50	25.396	1:53.777
177	26.264	1:54.143
99	28.849	1:55.037
15	41.646	1:55.260
77	43.671	1:55.646
13	50.400	1:55.092
67	59.192	1:57.013
27	1:03.576	1:56.553
777	1:06.084	1:56.269
44	1:07.686	1:55.148
16	1:08.906	1:56.612
790	1:09.514	1:56.495
90	1:10.393	1:58.755
115	1:10.888	1:57.154
66	1:12.510	2:00.928
33	1:12.889	1:58.718
19	1:33.679	2:00.152

Weather / Track : Bright / Dry

Results can be found at www.tsl-timing.com

Page 3 of 3

Donington Park GP
Circuit Length = 2.4873 miles
Start: 18:31 Flag 18:52 End: 18:55

Printed - 19:00 Saturday, 25 September 2021

BRSCC Mazda MX-5 SuperCup

RACE 9 - LAP ANALYSIS

DIFF = Difference To Personal Best Lap

P1 1 Samuel SMITH				
LAP	LAP TIME	DIFF	MPH	TIME OF DAY
1 -	1:56.465	5.037	76.88	18:33:54.714
2 -	1:52.809	1.381	79.37	18:35:47.523
3 -	1:52.314	0.886	79.72	18:37:39.837
4 -	1:51.780 (3)	0.352	80.10	18:39:31.617
5 -	1:51.725 (2)	0.297	80.14	18:41:23.342
6 -	1:51.428 (1)		80.36	18:43:14.770
7 -	1:52.652	1.224	79.48	18:45:07.422
8 -	1:51.921	0.493	80.00	18:46:59.343
9 -	1:51.987	0.559	79.95	18:48:51.330
10 -	1:51.887	0.459	80.03	18:50:43.217
11 -	1:51.914	0.486	80.01	18:52:35.131

P2 43 Jack HARDING				
LAP	LAP TIME	DIFF	MPH	TIME OF DAY
1 -	1:57.919	6.538	75.93	18:33:56.168
2 -	1:52.319	0.938	79.72	18:35:48.487
3 -	1:51.928	0.547	80.00	18:37:40.415
4 -	1:52.338	0.957	79.70	18:39:32.753
5 -	1:51.559 (2)	0.178	80.26	18:41:24.312
6 -	1:51.925	0.544	80.00	18:43:16.237
7 -	1:52.657	1.276	79.48	18:45:08.894
8 -	1:52.105	0.724	79.87	18:47:00.999
9 -	1:51.381 (1)		80.39	18:48:52.380
10 -	1:51.739 (3)	0.358	80.13	18:50:44.119
11 -	1:52.167	0.786	79.83	18:52:36.286

P3 29 Patrick FLETCHER				
LAP	LAP TIME	DIFF	MPH	TIME OF DAY
1 -	1:55.969	3.894	77.21	18:33:54.218
2 -	1:52.912	0.837	79.30	18:35:47.130
3 -	1:53.699	1.624	78.75	18:37:40.829
4 -	1:53.659	1.584	78.78	18:39:34.488
5 -	1:54.808	2.733	77.99	18:41:29.296
6 -	1:52.284 (3)	0.209	79.74	18:43:21.580
7 -	1:52.641	0.566	79.49	18:45:14.221
8 -	1:52.075 (1)		79.89	18:47:06.296
9 -	1:52.117 (2)	0.042	79.86	18:48:58.413
10 -	1:52.438	0.363	79.63	18:50:50.851
11 -	1:52.516	0.441	79.58	18:52:43.367

P4 5 John LANGRIDGE				
LAP	LAP TIME	DIFF	MPH	TIME OF DAY
1 -	1:58.417	6.547	75.61	18:33:56.666
2 -	1:52.610	0.740	79.51	18:35:49.276
3 -	1:53.221	1.351	79.08	18:37:42.497
4 -	1:52.637	0.767	79.49	18:39:35.134
5 -	1:54.758	2.888	78.02	18:41:29.892
6 -	1:52.280	0.410	79.75	18:43:22.172
7 -	1:52.999	1.129	79.24	18:45:15.171
8 -	1:52.097 (2)	0.227	79.88	18:47:07.268
9 -	1:52.260 (3)	0.390	79.76	18:48:59.528
10 -	1:52.449	0.579	79.63	18:50:51.977
11 -	1:51.870 (1)		80.04	18:52:43.847

P5 24 James COSSINS				
LAP	LAP TIME	DIFF	MPH	TIME OF DAY
1 -	1:56.863	4.914	76.62	18:33:55.112
2 -	1:52.733	0.784	79.43	18:35:47.845

DIFF = Difference To Personal Best Lap

3 -	1:52.347	0.398	79.70	18:37:40.192
4 -	1:54.165	2.216	78.43	18:39:34.357
5 -	1:56.112	4.163	77.11	18:41:30.469
6 -	1:53.093	1.144	79.17	18:43:23.562
7 -	1:52.418	0.469	79.65	18:45:15.980
8 -	1:51.949 (1)		79.98	18:47:07.929
9 -	1:52.002 (2)	0.053	79.94	18:48:59.931
10 -	1:52.866	0.917	79.33	18:50:52.797
11 -	1:52.023 (3)	0.074	79.93	18:52:44.820

P6 4 Adam BESSELL				
LAP	LAP TIME	DIFF	MPH	TIME OF DAY
1 -	1:58.511	6.532	75.55	18:33:56.760
2 -	1:51.979 (1)		79.96	18:35:48.739
3 -	1:52.761	0.782	79.41	18:37:41.500
4 -	1:53.241	1.262	79.07	18:39:34.741
5 -	1:53.858	1.879	78.64	18:41:28.599
6 -	1:53.398	1.419	78.96	18:43:21.997
7 -	1:52.784	0.805	79.39	18:45:14.781
8 -	1:52.130 (2)	0.151	79.85	18:47:06.911
9 -	1:52.382	0.403	79.67	18:48:59.293
10 -	1:53.264	1.285	79.05	18:50:52.557
11 -	1:52.144 (3)	0.165	79.84	18:52:44.701

P7 82 Michael KNIBBS				
LAP	LAP TIME	DIFF	MPH	TIME OF DAY
1 -	2:01.448	9.177	73.73	18:33:59.697
2 -	1:52.340 (2)	0.069	79.70	18:35:52.037
3 -	1:52.789	0.518	79.39	18:37:44.826
4 -	1:52.271 (1)		79.75	18:39:37.097
5 -	1:54.638	2.367	78.11	18:41:31.735
6 -	1:53.333	1.062	79.01	18:43:25.068
7 -	1:53.079	0.808	79.18	18:45:18.147
8 -	1:52.582 (3)	0.311	79.53	18:47:10.729
9 -	1:52.925	0.654	79.29	18:49:03.654
10 -	1:53.779	1.508	78.70	18:50:57.433
11 -	1:53.996	1.725	78.55	18:52:51.429

P8 12 Declan LEE				
LAP	LAP TIME	DIFF	MPH	TIME OF DAY
1 -	1:57.304	4.858	76.33	18:33:55.553
2 -	1:53.073 (3)	0.627	79.19	18:35:48.626
3 -	1:54.156	1.710	78.44	18:37:42.782
4 -	1:52.630 (2)	0.184	79.50	18:39:35.412
5 -	1:54.958	2.512	77.89	18:41:30.370
6 -	1:53.879	1.433	78.63	18:43:24.249
7 -	1:53.117	0.671	79.16	18:45:17.366
8 -	1:52.446 (1)		79.63	18:47:09.812
9 -	1:53.583	1.137	78.83	18:49:03.395
10 -	1:54.191	1.745	78.41	18:50:57.586
11 -	1:54.337	1.891	78.31	18:52:51.923

P9 6 Richard AMOS				
LAP	LAP TIME	DIFF	MPH	TIME OF DAY
1 -	2:06.032	14.347	71.04	18:34:04.281
2 -	1:55.060	3.375	77.82	18:35:59.341
3 -	1:53.488	1.803	78.90	18:37:52.829
4 -	1:54.568	2.883	78.15	18:39:47.397
5 -	1:52.165 (3)	0.480	79.83	18:41:39.562
6 -	1:51.685 (1)		80.17	18:43:31.247
7 -	1:52.082 (2)	0.397	79.89	18:45:23.329

Donington Park GP

Circuit Length = 2.4873 miles

Start: 18:31 Flag 18:52 End: 18:55

Weather / Track : Bright / Dry

BRSCC Mazda MX-5 SuperCup

RACE 9 - LAP ANALYSIS

DIFF = Difference To Personal Best Lap

8 -	1:52.419	0.734	79.65	18:47:15.748
9 -	1:52.780	1.095	79.39	18:49:08.528
10 -	1:52.863	1.178	79.33	18:51:01.391
11 -	1:53.220	1.535	79.08	18:52:54.611

P10 10 Brayden FLETCHER

LAP	LAP TIME	DIFF	MPH	TIME OF DAY
1 -	1:59.509	6.990	74.92	18:33:57.758
2 -	1:52.859 (2)	0.340	79.34	18:35:50.617
3 -	1:53.002 (3)	0.483	79.24	18:37:43.619
4 -	1:52.519 (1)		79.58	18:39:36.138
5 -	1:55.197	2.678	77.73	18:41:31.335
6 -	1:53.539	1.020	78.86	18:43:24.874
7 -	1:55.192	2.673	77.73	18:45:20.066
8 -	1:53.620	1.101	78.81	18:47:13.686
9 -	1:54.041	1.522	78.51	18:49:07.727
10 -	1:54.041	1.522	78.51	18:51:01.768
11 -	1:53.095	0.576	79.17	18:52:54.863

P11 7 Alex MILLER

LAP	LAP TIME	DIFF	MPH	TIME OF DAY
1 -	1:59.377	7.135	75.00	18:33:57.626
2 -	1:52.242 (1)		79.77	18:35:49.868
3 -	1:53.473	1.231	78.91	18:37:43.341
4 -	1:53.052 (2)	0.810	79.20	18:39:36.393
5 -	1:54.631	2.389	78.11	18:41:31.024
6 -	1:54.042	1.800	78.51	18:43:25.066
7 -	1:54.108	1.866	78.47	18:45:19.174
8 -	1:54.249	2.007	78.37	18:47:13.423
9 -	1:53.349 (3)	1.107	78.99	18:49:06.772
10 -	1:54.427	2.185	78.25	18:51:01.199
11 -	1:54.357	2.115	78.30	18:52:55.556

P12 48 Tom GRENSINGER

LAP	LAP TIME	DIFF	MPH	TIME OF DAY
1 -	2:00.601	8.467	74.24	18:33:58.850
2 -	1:52.134 (1)		79.85	18:35:50.984
3 -	1:55.297	3.163	77.66	18:37:46.281
4 -	1:53.377	1.243	78.97	18:39:39.658
5 -	1:52.774 (2)	0.640	79.40	18:41:32.432
6 -	1:53.318 (3)	1.184	79.02	18:43:25.750
7 -	1:53.705	1.571	78.75	18:45:19.455
8 -	1:53.741	1.607	78.72	18:47:13.196
9 -	1:54.255	2.121	78.37	18:49:07.451
10 -	1:54.384	2.250	78.28	18:51:01.835
11 -	1:54.945	2.811	77.90	18:52:56.780

P13 62 Kevin SILVAIN

LAP	LAP TIME	DIFF	MPH	TIME OF DAY
1 -	2:01.201	8.430	73.88	18:33:59.450
2 -	1:53.047 (2)	0.276	79.21	18:35:52.497
3 -	1:55.056	2.285	77.82	18:37:47.553
4 -	1:53.501	0.730	78.89	18:39:41.054
5 -	1:54.095	1.324	78.48	18:41:35.149
6 -	1:53.310	0.539	79.02	18:43:28.459
7 -	1:52.771 (1)		79.40	18:45:21.230
8 -	1:53.282	0.511	79.04	18:47:14.512
9 -	1:54.520	1.749	78.19	18:49:09.032
10 -	1:53.108 (3)	0.337	79.16	18:51:02.140
11 -	1:54.793	2.022	78.00	18:52:56.933

DIFF = Difference To Personal Best Lap

P14 50 Leigh BRITTEN				
LAP	LAP TIME	DIFF	MPH	TIME OF DAY
1 -	2:02.297	8.708	73.21	18:34:00.546
2 -	1:54.842	1.253	77.97	18:35:55.388
3 -	1:53.897	0.308	78.61	18:37:49.285
4 -	1:53.841	0.252	78.65	18:39:43.126
5 -	1:53.589 (1)		78.83	18:41:36.715
6 -	1:53.833	0.244	78.66	18:43:30.548
7 -	1:53.964	0.375	78.57	18:45:24.512
8 -	1:53.697 (2)	0.108	78.75	18:47:18.209
9 -	1:53.915	0.326	78.60	18:49:12.124
10 -	1:54.626	1.037	78.11	18:51:06.750
11 -	1:53.777 (3)	0.188	78.70	18:53:00.527

P15 177 Will MORRIS

LAP	LAP TIME	DIFF	MPH	TIME OF DAY
1 -	2:01.942	8.405	73.43	18:34:00.191
2 -	1:55.616	2.079	77.44	18:35:55.807
3 -	1:54.110	0.573	78.47	18:37:49.917
4 -	1:53.891	0.354	78.62	18:39:43.808
5 -	1:53.816 (3)	0.279	78.67	18:41:37.624
6 -	1:53.873	0.336	78.63	18:43:31.497
7 -	1:53.537 (1)		78.86	18:45:25.034
8 -	1:53.628 (2)	0.091	78.80	18:47:18.662
9 -	1:53.935	0.398	78.59	18:49:12.597
10 -	1:54.655	1.118	78.09	18:51:07.252
11 -	1:54.143	0.606	78.44	18:53:01.395

P16 99 Nick RUTTER

LAP	LAP TIME	DIFF	MPH	TIME OF DAY
1 -	1:59.950	6.958	74.65	18:33:58.199
2 -	1:53.067 (2)	0.075	79.19	18:35:51.266
3 -	1:54.427	1.435	78.25	18:37:45.693
4 -	1:54.526	1.534	78.18	18:39:40.219
5 -	1:52.992 (1)		79.24	18:41:33.211
6 -	1:53.334	0.342	79.00	18:43:26.545
7 -	1:53.211 (3)	0.219	79.09	18:45:19.756
8 -	1:54.147	1.155	78.44	18:47:13.903
9 -	1:54.352	1.360	78.30	18:49:08.255
10 -	2:00.688	7.696	74.19	18:51:08.943
11 -	1:55.037	2.045	77.83	18:53:03.980

P17 15 Clive POWLES

LAP	LAP TIME	DIFF	MPH	TIME OF DAY
1 -	2:04.142	9.902	72.13	18:34:02.391
2 -	1:56.278	2.038	77.00	18:35:58.669
3 -	1:56.405	2.165	76.92	18:37:55.074
4 -	1:56.133	1.893	77.10	18:39:51.207
5 -	1:54.843 (2)	0.603	77.97	18:41:46.050
6 -	1:54.892 (3)	0.652	77.93	18:43:40.942
7 -	1:55.615	1.375	77.45	18:45:36.557
8 -	1:54.240 (1)		78.38	18:47:30.797
9 -	1:55.390	1.150	77.60	18:49:26.187
10 -	1:55.330	1.090	77.64	18:51:21.517
11 -	1:55.260	1.020	77.68	18:53:16.777

P18 77 Seamus HEANEY

LAP	LAP TIME	DIFF	MPH	TIME OF DAY
1 -	2:05.424	10.663	71.39	18:34:03.673
2 -	1:55.454	0.693	77.55	18:35:59.127

Donington Park GP

Circuit Length = 2.4873 miles

Start: 18:31 Flag 18:52 End: 18:55

Weather / Track : Bright / Dry

BRSCC Mazda MX-5 SuperCup

RACE 9 - LAP ANALYSIS

DIFF = Difference To Personal Best Lap

3 -	1:56.091	1.330	77.13	18:37:55.218
4 -	1:56.268	1.507	77.01	18:39:51.486
5 -	1:55.056 (3)	0.295	77.82	18:41:46.542
6 -	1:55.004 (2)	0.243	77.86	18:43:41.546
7 -	1:55.324	0.563	77.64	18:45:36.870
8 -	1:54.761 (1)		78.02	18:47:31.631
9 -	1:56.197	1.436	77.06	18:49:27.828
10 -	1:55.328	0.567	77.64	18:51:23.156
11 -	1:55.646	0.885	77.42	18:53:18.802

P19 13 Tom SELDON

LAP	LAP TIME	DIFF	MPH	TIME OF DAY
1 -	2:08.377	13.844	69.75	18:34:06.626
2 -	1:57.100	2.567	76.46	18:36:03.726
3 -	1:56.592	2.059	76.80	18:38:00.318
4 -	1:55.690	1.157	77.40	18:39:56.008
5 -	1:54.533 (1)		78.18	18:41:50.541
6 -	1:55.163	0.630	77.75	18:43:45.704
7 -	1:58.639	4.106	75.47	18:45:44.343
8 -	1:55.473	0.940	77.54	18:47:39.816
9 -	1:55.816	1.283	77.31	18:49:35.632
10 -	1:54.807 (2)	0.274	77.99	18:51:30.439
11 -	1:55.092 (3)	0.559	77.80	18:53:25.531

P20 67 Clive CHISNALL

LAP	LAP TIME	DIFF	MPH	TIME OF DAY
1 -	2:14.785	19.276	66.43	18:34:13.034
2 -	1:55.928	0.419	77.24	18:36:08.962
3 -	1:56.833	1.324	76.64	18:38:05.795
4 -	1:56.569	1.060	76.81	18:40:02.364
5 -	1:55.509 (1)		77.52	18:41:57.873
6 -	1:55.626 (3)	0.117	77.44	18:43:53.499
7 -	1:55.589 (2)	0.080	77.46	18:45:49.088
8 -	1:55.646	0.137	77.42	18:47:44.734
9 -	1:56.584	1.075	76.80	18:49:41.318
10 -	1:55.992	0.483	77.19	18:51:37.310
11 -	1:57.013	1.504	76.52	18:53:34.323

P21 27 Christina HOLLEY

LAP	LAP TIME	DIFF	MPH	TIME OF DAY
1 -	2:12.189	16.650	67.73	18:34:10.438
2 -	1:57.269	1.730	76.35	18:36:07.707
3 -	1:57.890	2.351	75.95	18:38:05.597
4 -	1:57.102	1.563	76.46	18:40:02.699
5 -	1:57.110	1.571	76.46	18:41:59.809
6 -	1:56.297 (3)	0.758	76.99	18:43:56.106
7 -	1:55.539 (1)		77.50	18:45:51.645
8 -	1:55.690 (2)	0.151	77.40	18:47:47.335
9 -	1:58.301	2.762	75.69	18:49:45.636
10 -	1:56.518	0.979	76.85	18:51:42.154
11 -	1:56.553	1.014	76.82	18:53:38.707

P22 777 Andrew FLYNN

LAP	LAP TIME	DIFF	MPH	TIME OF DAY
1 -	2:07.111	11.472	70.44	18:34:05.360
2 -	1:55.789 (3)	0.150	77.33	18:36:01.149
3 -	2:09.089	13.450	69.36	18:38:10.238
4 -	1:56.530	0.891	76.84	18:40:06.768
5 -	1:56.109	0.470	77.12	18:42:02.877
6 -	1:55.652 (2)	0.013	77.42	18:43:58.529
7 -	1:55.639 (1)		77.43	18:45:54.168

DIFF = Difference To Personal Best Lap

8 -	1:55.972	0.333	77.21	18:47:50.140
9 -	1:57.508	1.869	76.20	18:49:47.648
10 -	1:57.298	1.659	76.33	18:51:44.946
11 -	1:56.269	0.630	77.01	18:53:41.215

P23 44 Nick PONTING

LAP	LAP TIME	DIFF	MPH	TIME OF DAY
1 -	2:25.304	30.405	61.62	18:34:23.553
2 -	1:56.454	1.555	76.89	18:36:20.007
3 -	1:56.176	1.277	77.07	18:38:16.183
4 -	1:55.664	0.765	77.41	18:40:11.847
5 -	1:56.394	1.495	76.93	18:42:08.241
6 -	1:55.955	1.056	77.22	18:44:04.196
7 -	1:54.899 (1)		77.93	18:45:59.095
8 -	1:54.926 (2)	0.027	77.91	18:47:54.021
9 -	1:56.306	1.407	76.99	18:49:50.327
10 -	1:57.342	2.443	76.31	18:51:47.669
11 -	1:55.148 (3)	0.249	77.76	18:53:42.817

P24 16 Matt PICKFORD

LAP	LAP TIME	DIFF	MPH	TIME OF DAY
1 -	2:06.256	10.649	70.92	18:34:04.505
2 -	2:09.487	13.880	69.15	18:36:13.992
3 -	1:56.549	0.942	76.82	18:38:10.541
4 -	1:57.207	1.600	76.39	18:40:07.748
5 -	1:55.607 (1)		77.45	18:42:03.355
6 -	1:56.080	0.473	77.14	18:43:59.435
7 -	1:55.696 (2)	0.089	77.39	18:45:55.131
8 -	1:55.707 (3)	0.100	77.38	18:47:50.838
9 -	1:57.474	1.867	76.22	18:49:48.312
10 -	1:59.113	3.506	75.17	18:51:47.425
11 -	1:56.612	1.005	76.78	18:53:44.037

P25 790 Adrian BURGE

LAP	LAP TIME	DIFF	MPH	TIME OF DAY
1 -	2:12.692	16.785	67.48	18:34:10.941
2 -	1:57.779	1.872	76.02	18:36:08.720
3 -	1:58.359	2.452	75.65	18:38:07.079
4 -	1:58.295	2.388	75.69	18:40:05.374
5 -	1:56.704	0.797	76.72	18:42:02.078
6 -	1:58.946	3.039	75.28	18:44:01.024
7 -	1:56.644	0.737	76.76	18:45:57.668
8 -	1:55.907 (1)		77.25	18:47:53.575
9 -	1:56.067 (2)	0.160	77.14	18:49:49.642
10 -	1:58.508	2.601	75.55	18:51:48.150
11 -	1:56.495 (3)	0.588	76.86	18:53:44.645

P26 90 Bruce ROBINSON

LAP	LAP TIME	DIFF	MPH	TIME OF DAY
1 -	2:06.530	10.247	70.76	18:34:04.779
2 -	1:57.264	0.981	76.36	18:36:02.043
3 -	1:58.983	2.700	75.25	18:38:01.026
4 -	1:58.333	2.050	75.67	18:39:59.359
5 -	1:56.951	0.668	76.56	18:41:56.310
6 -	1:56.533 (2)	0.250	76.84	18:43:52.843
7 -	1:56.637 (3)	0.354	76.77	18:45:49.480
8 -	1:56.283 (1)		77.00	18:47:45.763
9 -	2:01.484	5.201	73.70	18:49:47.247
10 -	1:59.522	3.239	74.91	18:51:46.769
11 -	1:58.755	2.472	75.40	18:53:45.524

Weather / Track : Bright / Dry

Donington Park GP

Circuit Length = 2.4873 miles

Start: 18:31 Flag 18:52 End: 18:55

BRSCC Mazda MX-5 SuperCup

RACE 9 - LAP ANALYSIS

DIFF = Difference To Personal Best Lap

P27 115 Andrew DYER				
LAP	LAP TIME	DIFF	MPH	TIME OF DAY
1 -	2:08.732	13.082	69.55	18:34:06.981
2 -	1:56.499	0.849	76.86	18:36:03.480
3 -	1:57.177	1.527	76.41	18:38:00.657
4 -	2:09.135	13.485	69.34	18:40:09.792
5 -	1:57.684	2.034	76.08	18:42:07.476
6 -	1:56.425	0.775	76.91	18:44:03.901
7 -	1:56.290 (3)	0.640	77.00	18:46:00.191
8 -	1:55.650 (1)		77.42	18:47:55.841
9 -	1:55.944 (2)	0.294	77.23	18:49:51.785
10 -	1:57.080	1.430	76.48	18:51:48.865
11 -	1:57.154	1.504	76.43	18:53:46.019

P28 66 Martin HEATH				
LAP	LAP TIME	DIFF	MPH	TIME OF DAY
1 -	2:08.748	14.123	69.55	18:34:06.997
2 -	1:56.069 (3)	1.444	77.14	18:36:03.066
3 -	1:57.609	2.984	76.13	18:38:00.675
4 -	1:56.630	2.005	76.77	18:39:57.305
5 -	1:54.625 (1)		78.11	18:41:51.930
6 -	1:54.848 (2)	0.223	77.96	18:43:46.778
7 -	1:56.475	1.850	76.87	18:45:43.253
8 -	2:01.302	6.677	73.81	18:47:44.555
9 -	2:02.065	7.440	73.35	18:49:46.620
10 -	2:00.093	5.468	74.56	18:51:46.713
11 -	2:00.928	6.303	74.04	18:53:47.641

P29 33 Alexander JONES				
LAP	LAP TIME	DIFF	MPH	TIME OF DAY
1 -	2:11.176	15.979	68.26	18:34:09.425
2 -	1:55.956 (3)	0.759	77.22	18:36:05.381
3 -	1:57.264	2.067	76.36	18:38:02.645
4 -	1:59.249	4.052	75.09	18:40:01.894
5 -	1:57.281	2.084	76.35	18:41:59.175
6 -	1:58.109	2.912	75.81	18:43:57.284
7 -	1:55.891 (2)	0.694	77.26	18:45:53.175
8 -	1:55.197 (1)		77.73	18:47:48.372
9 -	2:00.249	5.052	74.46	18:49:48.621
10 -	2:00.681	5.484	74.19	18:51:49.302
11 -	1:58.718	3.521	75.42	18:53:48.020

P30 19 Liz WALTON				
LAP	LAP TIME	DIFF	MPH	TIME OF DAY
1 -	2:13.673	14.948	66.98	18:34:11.922
2 -	1:59.129	0.404	75.16	18:36:11.051
3 -	2:00.353	1.628	74.40	18:38:11.404
4 -	1:58.944 (2)	0.219	75.28	18:40:10.348
5 -	2:00.467	1.742	74.33	18:42:10.815
6 -	1:58.725 (1)		75.42	18:44:09.540
7 -	1:59.085 (3)	0.360	75.19	18:46:08.625
8 -	2:00.328	1.603	74.41	18:48:08.953
9 -	1:59.687	0.962	74.81	18:50:08.640
10 -	2:00.018	1.293	74.60	18:52:08.658
11 -	2:00.152	1.427	74.52	18:54:08.810

P31 11 Scott WRIGHT				
LAP	LAP TIME	DIFF	MPH	TIME OF DAY
1 -	2:07.786	11.397	70.07	18:34:06.035
2 -	1:56.389 (1)		76.93	18:36:02.424

DIFF = Difference To Personal Best Lap

3 -	1:57.425 (3)	1.036	76.25	18:37:59.849
4 -	2:47.148 P	50.759	53.57	18:40:46.997
5 -	6:04.540	4:08.151	24.56	18:46:51.537
6 -	1:57.042 (2)	0.653	76.50	18:48:48.579
7 -	2:00.140	3.751	74.53	18:50:48.719
8 -	2:00.216	3.827	74.48	18:52:48.935

P32 69 George GRANT				
LAP	LAP TIME	DIFF	MPH	TIME OF DAY
1 -	2:03.462	9.091	72.52	18:34:01.711
2 -	1:57.401	3.030	76.27	18:35:59.112
3 -	1:55.677	1.306	77.40	18:37:54.789
4 -	1:55.923	1.552	77.24	18:39:50.712
5 -	1:54.371 (1)		78.29	18:41:45.083
6 -	1:55.074	0.703	77.81	18:43:40.157
7 -	1:54.986 (3)	0.615	77.87	18:45:35.143
8 -	1:54.714 (2)	0.343	78.05	18:47:29.857

P33 70 Xavier BROOKE				
LAP	LAP TIME	DIFF	MPH	TIME OF DAY
1 -	2:07.589	12.128	70.18	18:34:05.838
2 -	1:55.858	0.397	77.28	18:36:01.696
3 -	1:56.799	1.338	76.66	18:37:58.495
4 -	1:55.661 (3)	0.200	77.41	18:39:54.156
5 -	1:55.461 (1)		77.55	18:41:49.617
6 -	1:55.712	0.251	77.38	18:43:45.329
7 -	1:55.472 (2)	0.011	77.54	18:45:40.801

P34 757 Luke WHITWORTH				
LAP	LAP TIME	DIFF	MPH	TIME OF DAY
1 -	2:02.767	8.232	72.93	18:34:01.016
2 -	1:55.061 (2)	0.526	77.82	18:35:56.077
3 -	1:54.535 (1)		78.18	18:37:50.612
4 -	1:55.248 (3)	0.713	77.69	18:39:45.860
5 -	1:55.395	0.860	77.59	18:41:41.255
6 -	2:54.057 P	59.522	51.44	18:44:35.312

P35 96 Christopher RICHARDSON				
LAP	LAP TIME	DIFF	MPH	TIME OF DAY
1 -	2:03.168	8.327	72.70	18:34:01.417
2 -	1:56.189 (3)	1.348	77.06	18:35:57.606
3 -	1:54.841 (1)		77.97	18:37:52.447
4 -	1:55.575 (2)	0.734	77.47	18:39:48.022
5 -	2:24.406 P	29.565	62.00	18:42:12.428

Weather / Track : Bright / Dry

Donington Park GP

Circuit Length = 2.4873 miles

Start: 18:31 Flag 18:52 End: 18:55

BRSCC Mazda MX-5 SuperCup

RACE 9 - STATISTICS

Competitors Started 36
Planned Start 2021-09-25 @ 18:25:00.000
Actual Start 2021-09-25 @ 18:31:58.249
Finish Time 2021-09-25 @ 18:52:35.130
Track Length 2.4873mi.
Total Laps 364
Total Distance Covered 905.3949mi.

Session Fastest Lap History

NO	CL	NAME	LAP TIME	TIME OF DAY	LAP	VEHICLE
29	Pro	Patrick FLETCHER	1:55.969	18:33:54.215	1	Mazda MX-5 Mk3
29	Pro	Patrick FLETCHER	1:52.912	18:35:47.128	2	Mazda MX-5 Mk3
1	Pro	Samuel SMITH	1:52.809	18:35:47.536	2	Mazda MX-5 Mk3
24	Pro	James COSSINS	1:52.733	18:35:47.848	2	Mazda MX-5 Mk3
43	Pro	Jack HARDING	1:52.319	18:35:48.489	2	Mazda MX-5 Mk3
4	Pro	Adam BESSELL	1:51.979	18:35:48.832	2	Mazda MX-5 Mk3
43	Pro	Jack HARDING	1:51.928	18:37:40.416	3	Mazda MX-5 Mk3
1	Pro	Samuel SMITH	1:51.780	18:39:31.629	4	Mazda MX-5 Mk3
1	Pro	Samuel SMITH	1:51.725	18:41:23.353	5	Mazda MX-5 Mk3
43	Pro	Jack HARDING	1:51.559	18:41:24.313	5	Mazda MX-5 Mk3
1	Pro	Samuel SMITH	1:51.428	18:43:14.782	6	Mazda MX-5 Mk3
43	Pro	Jack HARDING	1:51.381	18:48:52.381	9	Mazda MX-5 Mk3

Session Leader History

NO	CL	NAME	FROM LAP	LAPS LED	DISTANCE	VEHICLE
29	Pro	Patrick FLETCHER	1	2	4.93 miles	Mazda MX-5 Mk3
1	Pro	Samuel SMITH	3	9	22.38 miles	Mazda MX-5 Mk3

Flag History

TYPE	TIME OF DAY
GREEN	18:31:58.249
FINISH	18:52:35.130

Flag Statistics

TYPE	COUNT	TOTAL LAPS	TOTAL TIME
Green	1	11	23:29.501
Red	0	0	0.000
Safety Car	0	0	0.000
FCY	0	0	0.000

Weather / Track : Bright / Dry

Donington Park GP
Circuit Length = 2.4873 miles
Start: 18:31 Flag 18:52 End: 18:55

BRSCC Mazda MX-5 SuperCup

RACE 9 - STATISTICS

CLASS : Pro

23 Starters

Fastest Lap History

NO	NAME	LAP TIME	TIME OF DAY	LAP	VEHICLE
29	Patrick FLETCHER	1:55.969	18:33:54.215	1	Mazda MX-5 Mk3
29	Patrick FLETCHER	1:52.912	18:35:47.128	2	Mazda MX-5 Mk3
1	Samuel SMITH	1:52.809	18:35:47.536	2	Mazda MX-5 Mk3
24	James COSSINS	1:52.733	18:35:47.848	2	Mazda MX-5 Mk3
43	Jack HARDING	1:52.319	18:35:48.489	2	Mazda MX-5 Mk3
4	Adam BESSELL	1:51.979	18:35:48.832	2	Mazda MX-5 Mk3
43	Jack HARDING	1:51.928	18:37:40.416	3	Mazda MX-5 Mk3
1	Samuel SMITH	1:51.780	18:39:31.629	4	Mazda MX-5 Mk3
1	Samuel SMITH	1:51.725	18:41:23.353	5	Mazda MX-5 Mk3
43	Jack HARDING	1:51.559	18:41:24.313	5	Mazda MX-5 Mk3
1	Samuel SMITH	1:51.428	18:43:14.782	6	Mazda MX-5 Mk3
43	Jack HARDING	1:51.381	18:48:52.381	9	Mazda MX-5 Mk3

Leader History

NO	NAME	FROM LAP	LAPS LED	DISTANCE	VEHICLE
29	Patrick FLETCHER	1	2	4.93 miles	Mazda MX-5 Mk3
1	Samuel SMITH	3	9	22.38 miles	Mazda MX-5 Mk3

Weather / Track : Bright / Dry

Donington Park GP
Circuit Length = 2.4873 miles
Start: 18:31 Flag 18:52 End: 18:55

BRSCC Mazda MX-5 SuperCup

RACE 9 - STATISTICS

CLASS : Club

12 Starters

Fastest Lap History

NO	NAME	LAP TIME	TIME OF DAY	LAP	VEHICLE
62	Kevin SILVAIN	2:01.201	18:33:59.457	1	Mazda MX-5 Mk3
62	Kevin SILVAIN	1:53.047	18:35:52.504	2	Mazda MX-5 Mk3
6	Richard AMOS	1:52.165	18:41:39.572	5	Mazda MX-5 Mk3
6	Richard AMOS	1:51.685	18:43:31.257	6	Mazda MX-5 Mk3

Leader History

NO	NAME	FROM LAP	LAPS LED	DISTANCE	VEHICLE
62	Kevin SILVAIN	1	8	19.86 miles	Mazda MX-5 Mk3
6	Richard AMOS	9	3	7.46 miles	Mazda MX-5 Mk3

Weather / Track : Bright / Dry

Results can be found at www.tsl-timing.com

Page 3 of 4

Donington Park GP
Circuit Length = 2.4873 miles
Start: 18:31 Flag 18:52 End: 18:55

Printed - 19:00 Saturday, 25 September 2021

BRSCC Mazda MX-5 SuperCup

RACE 9 - STATISTICS

CLASS : INV

1 Starters

Fastest Lap History

NO	NAME	LAP TIME	TIME OF DAY	LAP	VEHICLE
790	Adrian BURGE	2:12.692	18:34:10.942	1	Mazda MX-5 Mk3
790	Adrian BURGE	1:57.779	18:36:08.723	2	Mazda MX-5 Mk3
790	Adrian BURGE	1:56.704	18:42:02.080	5	Mazda MX-5 Mk3
790	Adrian BURGE	1:56.644	18:45:57.669	7	Mazda MX-5 Mk3
790	Adrian BURGE	1:55.907	18:47:53.577	8	Mazda MX-5 Mk3

Leader History

NO	NAME	FROM LAP	LAPS LED	DISTANCE	VEHICLE
790	Adrian BURGE	1	11	27.32 miles	Mazda MX-5 Mk3

Weather / Track : Bright / Dry


Results can be found at www.tsl-timing.com

Page 4 of 4

Donington Park GP
Circuit Length = 2.4873 miles
Start: 18:31 Flag 18:52 End: 18:55

Printed - 19:00 Saturday, 25 September 2021

BRSCC Mazda MX-5 SuperCup
RACE 14 - GRID (20 minutes) - AMENDED

ROW 19	37	41	Tom SMITH	38	25	Stephen NEW	
ROW 18		35	96	Christopher RICHARDSON	36	23	Martin TOLLEY
ROW 17	33	70	Xavier BROOKE	34	757	Luke WHITWORTH	
ROW 16		31	11	Scott WRIGHT	32	69	George GRANT
ROW 15	29	33	Alexander JONES	30	19	Liz WALTON	
ROW 14		27	115	Andrew DYER	28	66	Martin HEATH
ROW 13	25	790	Adrian BURGE	26	90	Bruce ROBINSON	
ROW 12		23	44	Nick PONTING	24	16	Matt PICKFORD
ROW 11	21	27	Christina HOLLEY	22	777	Andrew FLYNN	
ROW 10		19	13	Tom SELDON	20	67	Clive CHISNALL
ROW 9	17	15	Clive POWLES	18	77	Seamus HEANEY	
ROW 8		15	177	Will MORRIS	16	99	Nick RUTTER
ROW 7	13	62	Kevin SILVAIN	14	50	Leigh BRITTEN	
ROW 6		11	7	Alex MILLER	12	48	Tom GRENSINGER
ROW 5	9	6	Richard AMOS	10	10	Brayden FLETCHER	
ROW 4		7	82	Michael KNIBBS	8	12	Declan LEE
ROW 3	5	43	Jack HARDING	6	1	Samuel SMITH	
ROW 2		3	5	John LANGRIDGE	4	29	Patrick FLETCHER
ROW 1	1	4	Adam BESSELL	2	24	James COSSINS	
Pole							
							

Cars 25 & 41 allowed to start from the back of the grid.

These results are provisional until the conclusion of any judicial and technical matters.

Donington Park GP
 Circuit Length = 2.4873 miles

Clerk Of Course : Paul Levitt	Stewards :	Timekeeper : Nick Palmer
-------------------------------	------------	--------------------------

Results can be found at www.tsl-timing.com

Printed - 10:57 Sunday, 26 September 2021


BRSCC Mazda MX-5 SuperCup

RACE 14 - GRID (20 minutes)



ROW 18	35	96 Christopher RICHARDSON	36	23 Martin TOLLEY
ROW 17	33	70 Xavier BROOKE	34	757 Luke WHITWORTH
ROW 16	31	11 Scott WRIGHT	32	69 George GRANT
ROW 15	29	33 Alexander JONES	30	19 Liz WALTON
ROW 14	27	115 Andrew DYER	28	66 Martin HEATH
ROW 13	25	790 Adrian BURGE	26	90 Bruce ROBINSON
ROW 12	23	44 Nick PONTING	24	16 Matt PICKFORD
ROW 11	21	27 Christina HOLLEY	22	777 Andrew FLYNN
ROW 10	19	13 Tom SELDON	20	67 Clive CHISNALL
ROW 9	17	15 Clive POWLES	18	77 Seamus HEANEY
ROW 8	15	177 Will MORRIS	16	99 Nick RUTTER
ROW 7	13	62 Kevin SILVAIN	14	50 Leigh BRITTEN
ROW 6	11	7 Alex MILLER	12	48 Tom GRENSINGER
ROW 5	9	6 Richard AMOS	10	10 Brayden FLETCHER
ROW 4	7	82 Michael KNIBBS	8	12 Declan LEE
ROW 3	5	43 Jack HARDING	6	1 Samuel SMITH
ROW 2	3	5 John LANGRIDGE	4	29 Patrick FLETCHER
ROW 1	1	4 Adam BESSELL	2	24 James COSSINS

Pole



These results are provisional until the conclusion of any judicial and technical matters.

Donington Park GP
 Circuit Length = 2.4873 miles

Clerk Of Course : Paul Levitt	Stewards :	Timekeeper : Nick Palmer
-------------------------------	------------	--------------------------

Results can be found at www.tsl-timing.com

Printed - 09:43 Sunday, 26 September 2021

BRSCC Mazda MX-5 SuperCup

RACE 14 - CLASSIFICATION



POS	NO	CL	PIC NAME	ENTRY	LAPS	TIME	GAP	DIFF	MPH	BEST	ON
1	4	Pro	1 Adam BESSELL	Mazda MX-5 Mk3	10	20:34.728			72.41	1:51.625	9
2	43	Pro	2 Jack HARDING	Mazda MX-5 Mk3	10	20:35.177	0.449	0.449	72.38	1:51.197	9
3	1	Pro	3 Samuel SMITH	Mazda MX-5 Mk3	10	20:35.372	0.644	0.195	72.37	1:51.252	9
4	6	Club	1 Richard AMOS	Mazda MX-5 Mk3	10	20:38.187	3.459	2.815	72.20	1:51.717	8
5	24	Pro	4 James COSSINS	Mazda MX-5 Mk3	10	20:42.115	7.387	3.928	71.98	1:51.978	9
6	82	Pro	5 Michael KNIBBS	Mazda MX-5 Mk3	10	20:42.302	7.574	0.187	71.96	1:52.281	6
7	12	Pro	6 Declan LEE	Mazda MX-5 Mk3	10	20:42.537	7.809	0.235	71.95	1:52.544	7
8	5	Pro	7 John LANGRIDGE	Mazda MX-5 Mk3	10	20:42.558	7.830	0.021	71.95	1:52.128	9
9	10	Pro	8 Brayden FLETCHER	Mazda MX-5 Mk3	10	20:42.781	8.053	0.223	71.94	1:52.561	9
10	7	Pro	9 Alex MILLER	Mazda MX-5 Mk3	10	20:51.159	16.431	8.378	71.46	1:52.344	9
11	62	Club	2 Kevin SILVAIN	Mazda MX-5 Mk3	10	20:56.153	21.425	4.994	71.17	1:54.109	10
12	99	Pro	10 Nick RUTTER	Mazda MX-5 Mk3	10	20:56.361	21.633	0.208	71.16	1:54.144	9
13	13	Pro	11 Tom SELDON	Mazda MX-5 Mk3	10	20:57.974	23.246	1.613	71.07	1:53.954	6
14	77	Pro	12 Seamus HEANEY	Mazda MX-5 Mk3	10	20:58.627	23.899	0.653	71.03	1:54.225	9
15	757	Pro	13 Luke WHITWORTH	Mazda MX-5 Mk3	10	20:59.253	24.525	0.626	71.00	1:53.351	6
16	23	Pro	14 Martin TOLLEY	Mazda MX-5 Mk3	10	21:01.415	26.687	2.162	70.87	1:52.938	6
17	16	Pro	15 Matt PICKFORD	Mazda MX-5 Mk3	10	21:01.847	27.119	0.432	70.85	1:55.056	10
18	67	Club	3 Clive CHISNALL	Mazda MX-5 Mk3	10	21:02.497	27.769	0.650	70.81	1:55.030	9
19	70	Club	4 Xavier BROOKE	Mazda MX-5 Mk3	10	21:04.001	29.273	1.504	70.73	1:54.472	5
20	115	Club	5 Andrew DYER	Mazda MX-5 Mk3	10	21:04.628	29.900	0.627	70.69	1:54.713	9
21	50	Pro	16 Leigh BRITTEN	Mazda MX-5 Mk3	10	21:06.317	31.589	1.689	70.60	1:54.115	9
22	777	Club	6 Andrew FLYNN	Mazda MX-5 Mk3	10	21:09.790	35.062	3.473	70.41	1:54.711	5
23	90	Club	7 Bruce ROBINSON	Mazda MX-5 Mk3	10	21:10.540	35.812	0.750	70.37	1:54.934	10
24	44	Pro	17 Nick PONTING	Mazda MX-5 Mk3	10	21:11.166	36.438	0.626	70.33	1:54.460	10
25	11	Club	8 Scott WRIGHT	Mazda MX-5 Mk3	10	21:12.804	38.076	1.638	70.24	1:55.039	7
26	41*	Pro	18 Tom SMITH	Mazda MX-5 Mk3	10	21:13.778	39.050	0.974	70.19	1:54.114	6
27	27	Club	9 Christina HOLLEY	Mazda MX-5 Mk3	10	21:16.831	42.103	3.053	70.02	1:56.315	6
28	25	Club	10 Stephen NEW	Mazda MX-5 Mk3	10	21:17.317	42.589	0.486	69.99	1:55.719	7
29	790	INV	1 Adrian BURGE	Mazda MX-5 Mk3	10	21:17.491	42.763	0.174	69.98	1:56.135	5
30	19	Club	11 Liz WALTON	Mazda MX-5 Mk3	10	21:23.991	49.263	6.500	69.63	1:56.897	6
31	33	Pro	19 Alexander JONES	Mazda MX-5 Mk3	10	21:34.651	59.923	10.660	69.05	1:55.398	6

NOT CLASSIFIED

DNF	69	Pro	George GRANT	Mazda MX-5 Mk3	4	9:28.984	6 Laps	6 Laps	62.71	2:05.410	2
DNF	66	Club	Martin HEATH	Mazda MX-5 Mk3	1	2:08.522	9 Laps	3 Laps	68.61	2:08.522	1
DNF	29	Pro	Patrick FLETCHER	Mazda MX-5 Mk3	0						
DNF	48	Pro	Tom GRENSINGER	Mazda MX-5 Mk3	0						
DNF	177	Pro	Will MORRIS	Mazda MX-5 Mk3	0						
DNF	15	Club	Clive POWLES	Mazda MX-5 Mk3	0						

FASTEST LAP

43	Pro	Jack HARDING	Mazda MX-5 Mk3	9	1:51.197	80.52 mph	129.59 kph
6	Club	Richard AMOS	Mazda MX-5 Mk3	8	1:51.717	80.15 mph	128.99 kph
790	INV	Adrian BURGE	Mazda MX-5 Mk3	5	1:56.135	77.10 mph	124.08 kph

*Car 41 - 10 second penalty for out of position start.

*Cars 82 & 777 require working transponders - Regulation Q12.8.1 refers.

Car 96 - non starter.

Donington Park GP: 2.4873 miles
Race Distance: 10 Laps / 24.87 miles
Start: 12:42 Flag 13:03 End: 13:04

Weather / Track : Bright / Dry

These results are provisional until the conclusion of any judicial and technical matters.

Clerk Of Course : Paul Levitt	Stewards :	Timekeeper : Nick Palmer
-------------------------------	------------	--------------------------

Results can be found at www.tsl-timing.com

Printed - 13:11 Sunday, 26 September 2021

BRSCC Mazda MX-5 SuperCup

RACE 14 - LAP CHART

LAP 1 @ 12:44:29.371			LAP 2 @ 12:46:29.634			LAP 3 @ 12:49:14.968			LAP 4 @ 12:51:54.196			LAP 5 @ 12:53:47.681		
NO	BEHIND	LAP TIME	NO	BEHIND	LAP TIME	NO	BEHIND	LAP TIME	NO	BEHIND	LAP TIME	NO	BEHIND	LAP TIME
4		1:55.742	4		2:00.263	4		2:45.334	4		2:39.228	43		1:53.231
24	1.309	1:57.051	43	1.062	1:59.741	43	1.399	2:45.671	43	0.254	2:38.083	4	0.363	1:53.848
43	1.584	1:57.326	6	2.471	2:00.304	6	2.601	2:45.464	6	0.629	2:37.256	1	0.842	1:53.104
1	1.956	1:57.698	24	4.462	2:03.416	24	4.690	2:45.562	24	1.034	2:35.572	6	1.297	1:54.153
5	1.960	1:57.702	1	5.066	2:03.373	1	5.321	2:45.589	1	1.223	2:35.130	24	1.708	1:54.159
6	2.430	1:58.172	10	5.757	2:03.267	10	6.182	2:45.759	10	1.791	2:34.837	5	2.059	1:53.350
10	2.753	1:58.495	5	6.425	2:04.728	5	7.064	2:45.973	5	2.194	2:34.358	10	2.524	1:54.218
12	3.164	1:58.906	12	7.211	2:04.310	12	8.140	2:46.263	12	2.673	2:33.761	82	2.958	1:52.932
7	3.770	1:59.512	7	7.816	2:04.309	7	8.565	2:46.083	7	3.117	2:33.780	7	3.864	1:54.232
82	4.183	1:59.925	82	8.754	2:04.834	82	9.098	2:45.678	82	3.511	2:33.641	12	4.405	1:55.217
62	4.505	2:00.247	50	10.079	2:05.680	50	11.050	2:46.305	50	4.199	2:32.377	50	5.217	1:54.503
50	4.662	2:00.404	62	10.825	2:06.583	62	11.610	2:46.119	62	4.480	2:32.098	62	5.627	1:54.632
99	5.180	2:00.922	99	11.803	2:06.886	99	12.380	2:45.911	99	5.164	2:32.012	13	6.276	1:54.090
77	6.126	2:01.868	13	12.698	2:06.236	13	12.828	2:45.464	13	5.671	2:32.071	99	6.402	1:54.723
13	6.725	2:02.467	77	13.344	2:07.481	77	13.340	2:45.330	77	6.335	2:32.223	77	8.641	1:55.791
16	8.086	2:03.828	16	14.100	2:06.277	16	14.055	2:45.289	16	6.822	2:31.995	16	9.550	1:56.213
67	8.589	2:04.331	67	14.749	2:06.423	67	15.272	2:45.857	67	7.837	2:31.793	67	9.729	1:55.377
27	9.859	2:05.601	69	15.468	2:05.410	69	15.807	2:45.673	69	8.417	2:31.838	777	10.899	1:54.711
69	10.321	2:06.063	777	16.209	2:05.915	777	16.524	2:45.649	777	9.673	2:32.377	70	11.824	1:54.472
777	10.557	2:06.299	27	18.097	2:08.501	27	17.743	2:44.980	27	10.661	2:32.146	41	13.906	1:55.635
90	10.842	2:06.584	70	18.393	2:07.063	70	18.452	2:45.393	70	10.837	2:31.613	115	14.277	1:56.178
44	11.235	2:06.977	115	19.237	2:07.462	115	19.072	2:45.169	115	11.584	2:31.740	23	14.616	1:54.162
70	11.593	2:07.335	41	20.152	2:07.441	41	19.568	2:44.750	41	11.756	2:31.416	27	14.840	1:57.664
115	12.038	2:07.780	44	20.979	2:10.007	44	20.355	2:44.710	44	12.447	2:31.320	757	15.021	1:54.118
66	12.780	2:08.522	90	24.413	2:13.834	90	21.315	2:42.236	90	13.722	2:31.635	44	15.692	1:56.730
41	12.974	2:08.716	23	24.735	2:11.635	23	21.838	2:42.437	23	13.939	2:31.329	90	16.170	1:55.933
757	13.064	2:08.806	757	25.181	2:12.380	757	22.610	2:42.763	757	14.388	2:31.006	790	17.871	1:56.135
23	13.363	2:09.105	790	26.059	2:12.353	790	23.982	2:43.257	790	15.221	2:30.467	25	19.934	1:56.234
790	13.969	2:09.711	19	27.606	2:13.163	19	25.602	2:43.330	19	16.422	2:30.048	11	20.097	1:56.763
19	14.706	2:10.448	11	29.178	2:13.695	11	26.632	2:42.788	11	16.819	2:29.415	33	20.994	1:56.693
25	15.263	2:11.005	25	29.884	2:14.884	25	27.005	2:42.455	25	17.185	2:29.408	19	22.386	1:59.449
11	15.746	2:11.488	33	30.673	2:14.501	33	27.776	2:42.437	33	17.786	2:29.238			
33	16.435	2:12.177												

Weather / Track : Bright / Dry

Donington Park GP
 Circuit Length = 2.4873 miles
 Start: 12:42 Flag 13:03 End: 13:04

BRSCC Mazda MX-5 SuperCup

RACE 14 - LAP CHART

LAP 6 @ 12:55:40.260			LAP 7 @ 12:57:32.504			LAP 8 @ 12:59:24.564			LAP 9 @ 13:01:16.189			LAP 10 @ 13:03:08.357		
NO	BEHIND	LAP TIME	NO	BEHIND	LAP TIME	NO	BEHIND	LAP TIME	NO	BEHIND	LAP TIME	NO	BEHIND	LAP TIME
4		1:52.216	4		1:52.244	4		1:52.060	4		1:51.625	4		1:52.168
1	1.021	1:52.758	43	1.572	1:52.597	43	1.045	1:51.533	43	0.617	1:51.197	43	0.449	1:52.000
43	1.219	1:53.798	1	2.274	1:53.497	1	1.480	1:51.266	1	1.107	1:51.252	1	0.644	1:51.705
6	1.519	1:52.801	6	3.376	1:54.101	6	3.033	1:51.717	6	3.268	1:51.860	6	3.459	1:52.359
24	1.772	1:52.643	82	3.583	1:53.167	82	3.894	1:52.371	24	4.713	1:51.978	24	7.387	1:54.842
5	2.054	1:52.574	24	3.898	1:54.370	24	4.360	1:52.522	82	5.464	1:53.195	82	7.574	1:54.278
82	2.660	1:52.281	10	4.090	1:53.398	5	5.207	1:53.073	5	5.710	1:52.128	12	7.809	1:53.480
10	2.936	1:52.991	5	4.194	1:54.384	12	5.567	1:52.550	12	6.497	1:52.555	5	7.830	1:54.288
12	4.777	1:52.951	12	5.077	1:52.544	10	5.865	1:53.835	10	6.801	1:52.561	10	8.053	1:53.420
7	5.566	1:54.281	7	6.138	1:52.816	7	7.036	1:52.958	7	7.755	1:52.344	7	16.431	2:00.844
13	7.651	1:53.954	99	12.145	1:56.072	50	15.230	1:55.002	50	17.720	1:54.115	62	21.425	1:54.109
50	7.858	1:55.220	50	12.288	1:56.674	13	15.753	1:55.151	13	18.138	1:54.010	99	21.633	1:55.090
99	8.317	1:54.494	13	12.662	1:57.255	99	16.192	1:56.107	99	18.711	1:54.144	13	23.246	1:57.276
62	8.390	1:55.342	62	12.797	1:56.651	62	16.421	1:55.684	62	19.484	1:54.688	77	23.899	1:54.275
16	13.145	1:56.174	77	16.331	1:54.941	77	19.192	1:54.921	77	21.792	1:54.225	757	24.525	1:53.844
77	13.634	1:57.572	16	17.236	1:56.335	16	20.531	1:55.355	757	22.849	1:53.621	23	26.687	1:53.924
67	14.058	1:56.908	67	17.575	1:55.761	757	20.853	1:53.461	16	24.231	1:55.325	16	27.119	1:55.056
70	14.516	1:55.271	777	19.339	1:56.786	67	21.302	1:55.787	67	24.707	1:55.030	67	27.769	1:55.230
777	14.797	1:56.477	757	19.452	1:55.903	41	22.564	1:54.670	23	24.931	1:53.135	41	29.050	1:55.399
23	14.975	1:52.938	41	19.954	1:56.757	23	23.421	1:54.817	41	25.819	1:54.880	70	29.273	1:54.705
41	15.441	1:54.114	70	20.122	1:57.850	70	23.597	1:55.535	70	26.736	1:54.764	115	29.900	1:55.088
757	15.793	1:53.351	115	20.463	1:56.134	115	23.892	1:55.489	115	26.980	1:54.713	50	31.589	2:06.037
115	16.573	1:54.875	23	20.664	1:57.933	777	25.793	1:58.514	777	30.886	1:56.718	777	35.062	1:56.344
27	18.576	1:56.315	27	23.932	1:57.600	90	29.615	1:57.382	90	33.046	1:55.056	90	35.812	1:54.934
44	18.904	1:55.791	90	24.293	1:57.521	27	30.142	1:58.270	44	34.146	1:54.701	44	36.438	1:54.460
90	19.016	1:55.425	44	24.606	1:57.946	11	30.634	1:57.329	11	34.684	1:55.675	11	38.076	1:55.560
790	21.612	1:56.320	11	25.365	1:55.039	44	31.070	1:58.524	25	35.911	1:56.143	27	42.103	1:57.363
11	22.570	1:55.052	790	26.238	1:56.870	25	31.393	1:56.782	27	36.908	1:58.391	25	42.589	1:58.846
25	23.196	1:55.841	25	26.671	1:55.719	790	31.862	1:57.684	790	37.193	1:56.956	790	42.763	1:57.738
33	23.813	1:55.398	33	27.340	1:55.771	33	34.526	1:59.246	19	43.728	1:57.537	19	49.263	1:57.703
19	26.704	1:56.897	19	32.268	1:57.808	19	37.816	1:57.608	33	55.482	2:12.581	33	59.923	1:56.609

Weather / Track : Bright / Dry

Donington Park GP
Circuit Length = 2.4873 miles
Start: 12:42 Flag 13:03 End: 13:04

BRSCC Mazda MX-5 SuperCup

RACE 14 - LAP ANALYSIS

DIFF = Difference To Personal Best Lap

P1 4 Adam BESSELL				
LAP	LAP TIME	DIFF	MPH	TIME OF DAY
1 -	1:55.742	4.117	77.36	12:44:29.371
2 -	2:00.263	8.638	74.45	12:46:29.634
3 -	2:45.334	53.709	54.15	12:49:14.968
4 -	2:39.228	47.603	56.23	12:51:54.196
5 -	1:53.848	2.223	78.65	12:53:48.044
6 -	1:52.216	0.591	79.79	12:55:40.260
7 -	1:52.244	0.619	79.77	12:57:32.504
8 -	1:52.060 (2)	0.435	79.90	12:59:24.564
9 -	1:51.625 (1)		80.21	13:01:16.189
10 -	1:52.168 (3)	0.543	79.83	13:03:08.357

P2 43 Jack HARDING				
LAP	LAP TIME	DIFF	MPH	TIME OF DAY
1 -	1:57.326	6.129	76.32	12:44:30.955
2 -	1:59.741	8.544	74.78	12:46:30.696
3 -	2:45.671	54.474	54.04	12:49:16.367
4 -	2:38.083	46.886	56.64	12:51:54.450
5 -	1:53.231	2.034	79.08	12:53:47.681
6 -	1:53.798	2.601	78.68	12:55:41.479
7 -	1:52.597	1.400	79.52	12:57:34.076
8 -	1:51.533 (2)	0.336	80.28	12:59:25.609
9 -	1:51.197 (1)		80.52	13:01:16.806
10 -	1:52.000 (3)	0.803	79.95	13:03:08.806

P3 1 Samuel SMITH				
LAP	LAP TIME	DIFF	MPH	TIME OF DAY
1 -	1:57.698	6.446	76.07	12:44:31.327
2 -	2:03.373	12.121	72.58	12:46:34.700
3 -	2:45.589	54.337	54.07	12:49:20.289
4 -	2:35.130	43.878	57.72	12:51:55.419
5 -	1:53.104	1.852	79.17	12:53:48.523
6 -	1:52.758	1.506	79.41	12:55:41.281
7 -	1:53.497	2.245	78.89	12:57:34.778
8 -	1:51.266 (2)	0.014	80.47	12:59:26.044
9 -	1:51.252 (1)		80.48	13:01:17.296
10 -	1:51.705 (3)	0.453	80.16	13:03:09.001

P4 6 Richard AMOS				
LAP	LAP TIME	DIFF	MPH	TIME OF DAY
1 -	1:58.172	6.455	75.77	12:44:31.801
2 -	2:00.304	8.587	74.43	12:46:32.105
3 -	2:45.464	53.747	54.11	12:49:17.569
4 -	2:37.256	45.539	56.94	12:51:54.825
5 -	1:54.153	2.436	78.44	12:53:48.978
6 -	1:52.801	1.084	79.38	12:55:41.779
7 -	1:54.101	2.384	78.47	12:57:35.880
8 -	1:51.717 (1)		80.15	12:59:27.597
9 -	1:51.860 (2)	0.143	80.05	13:01:19.457
10 -	1:52.359 (3)	0.642	79.69	13:03:11.816

P5 24 James COSSINS				
LAP	LAP TIME	DIFF	MPH	TIME OF DAY
1 -	1:57.051	5.073	76.49	12:44:30.680
2 -	2:03.416	11.438	72.55	12:46:34.096
3 -	2:45.562	53.584	54.08	12:49:19.658
4 -	2:35.572	43.594	57.55	12:51:55.230
5 -	1:54.159	2.181	78.43	12:53:49.389
6 -	1:52.643 (3)	0.665	79.49	12:55:42.032

DIFF = Difference To Personal Best Lap

7 -	1:54.370	2.392	78.29	12:57:36.402
8 -	1:52.522 (2)	0.544	79.57	12:59:28.924
9 -	1:51.978 (1)		79.96	13:01:20.902
10 -	1:54.842	2.864	77.97	13:03:15.744

P6 82 Michael KNIBBS				
LAP	LAP TIME	DIFF	MPH	TIME OF DAY
1 -	1:59.925	7.644	74.66	12:44:33.554
2 -	2:04.834	12.553	71.73	12:46:38.388
3 -	2:45.678	53.397	54.04	12:49:24.066
4 -	2:33.641	41.360	58.28	12:51:57.707
5 -	1:52.932 (3)	0.651	79.29	12:53:50.639
6 -	1:52.281 (1)		79.75	12:55:42.920
7 -	1:53.167	0.886	79.12	12:57:36.087
8 -	1:52.371 (2)	0.090	79.68	12:59:28.458
9 -	1:53.195	0.914	79.10	13:01:21.653
10 -	1:54.278	1.997	78.35	13:03:15.931

P7 12 Declan LEE				
LAP	LAP TIME	DIFF	MPH	TIME OF DAY
1 -	1:58.906	6.362	75.30	12:44:32.535
2 -	2:04.310	11.766	72.03	12:46:36.845
3 -	2:46.263	53.719	53.85	12:49:23.108
4 -	2:33.761	41.217	58.23	12:51:56.869
5 -	1:55.217	2.673	77.71	12:53:52.086
6 -	1:52.951	0.407	79.27	12:55:45.037
7 -	1:52.544 (1)		79.56	12:57:37.581
8 -	1:52.550 (2)	0.006	79.55	12:59:30.131
9 -	1:52.555 (3)	0.011	79.55	13:01:22.686
10 -	1:53.480	0.936	78.90	13:03:16.166

P8 5 John LANGRIDGE				
LAP	LAP TIME	DIFF	MPH	TIME OF DAY
1 -	1:57.702	5.574	76.07	12:44:31.331
2 -	2:04.728	12.600	71.79	12:46:36.059
3 -	2:45.973	53.845	53.95	12:49:22.032
4 -	2:34.358	42.230	58.01	12:51:56.390
5 -	1:53.350	1.222	78.99	12:53:49.740
6 -	1:52.574 (2)	0.446	79.54	12:55:42.314
7 -	1:54.384	2.256	78.28	12:57:36.698
8 -	1:53.073 (3)	0.945	79.19	12:59:29.771
9 -	1:52.128 (1)		79.85	13:01:21.899
10 -	1:54.288	2.160	78.34	13:03:16.187

P9 10 Brayden FLETCHER				
LAP	LAP TIME	DIFF	MPH	TIME OF DAY
1 -	1:58.495	5.934	75.56	12:44:32.124
2 -	2:03.267	10.706	72.64	12:46:35.391
3 -	2:45.759	53.198	54.02	12:49:21.150
4 -	2:34.837	42.276	57.83	12:51:55.987
5 -	1:54.218	1.657	78.39	12:53:50.205
6 -	1:52.991 (2)	0.430	79.24	12:55:43.196
7 -	1:53.398 (3)	0.837	78.96	12:57:36.594
8 -	1:53.835	1.274	78.66	12:59:30.429
9 -	1:52.561 (1)		79.55	13:01:22.990
10 -	1:53.420	0.859	78.94	13:03:16.410

P10 7 Alex MILLER				
LAP	LAP TIME	DIFF	MPH	TIME OF DAY
1 -	1:59.512	7.168	74.92	12:44:33.141

Weather / Track : Bright / Dry

Donington Park GP

Circuit Length = 2.4873 miles

Start: 12:42 Flag 13:03 End: 13:04

BRSCC Mazda MX-5 SuperCup

RACE 14 - LAP ANALYSIS

DIFF = Difference To Personal Best Lap

2 -	2:04.309	11.965	72.03	12:46:37.450
3 -	2:46.083	53.739	53.91	12:49:23.533
4 -	2:33.780	41.436	58.22	12:51:57.313
5 -	1:54.232	1.888	78.38	12:53:51.545
6 -	1:54.281	1.937	78.35	12:55:45.826
7 -	1:52.816 (2)	0.472	79.37	12:57:38.642
8 -	1:52.958 (3)	0.614	79.27	12:59:31.600
9 -	1:52.344 (1)		79.70	13:01:23.944
10 -	2:00.844	8.500	74.09	13:03:24.788

P11 62 Kevin SILVAIN

LAP	LAP TIME	DIFF	MPH	TIME OF DAY
1 -	2:00.247	6.138	74.46	12:44:33.876
2 -	2:06.583	12.474	70.73	12:46:40.459
3 -	2:46.119	52.010	53.90	12:49:26.578
4 -	2:32.098	37.989	58.87	12:51:58.676
5 -	1:54.632 (2)	0.523	78.11	12:53:53.308
6 -	1:55.342	1.233	77.63	12:55:48.650
7 -	1:56.651	2.542	76.76	12:57:45.301
8 -	1:55.684	1.575	77.40	12:59:40.985
9 -	1:54.688 (3)	0.579	78.07	13:01:35.673
10 -	1:54.109 (1)		78.47	13:03:29.782

P12 99 Nick RUTTER

LAP	LAP TIME	DIFF	MPH	TIME OF DAY
1 -	2:00.922	6.778	74.05	12:44:34.551
2 -	2:06.886	12.742	70.57	12:46:41.437
3 -	2:45.911	51.767	53.97	12:49:27.348
4 -	2:32.012	37.868	58.90	12:51:59.360
5 -	1:54.723 (3)	0.579	78.05	12:53:54.083
6 -	1:54.494 (2)	0.350	78.20	12:55:48.577
7 -	1:56.072	1.928	77.14	12:57:44.649
8 -	1:56.107	1.963	77.12	12:59:40.756
9 -	1:54.144 (1)		78.44	13:01:34.900
10 -	1:55.090	0.946	77.80	13:03:29.990

P13 13 Tom SELDON

LAP	LAP TIME	DIFF	MPH	TIME OF DAY
1 -	2:02.467	8.513	73.11	12:44:36.096
2 -	2:06.236	12.282	70.93	12:46:42.332
3 -	2:45.464	51.510	54.11	12:49:27.796
4 -	2:32.071	38.117	58.88	12:51:59.867
5 -	1:54.090 (3)	0.136	78.48	12:53:53.957
6 -	1:53.954 (1)		78.57	12:55:47.911
7 -	1:57.255	3.301	76.36	12:57:45.166
8 -	1:55.151	1.197	77.76	12:59:40.317
9 -	1:54.010 (2)	0.056	78.54	13:01:34.327
10 -	1:57.276	3.322	76.35	13:03:31.603

P14 77 Seamus HEANEY

LAP	LAP TIME	DIFF	MPH	TIME OF DAY
1 -	2:01.868	7.643	73.47	12:44:35.497
2 -	2:07.481	13.256	70.24	12:46:42.978
3 -	2:45.330	51.105	54.16	12:49:28.308
4 -	2:32.223	37.998	58.82	12:52:00.531
5 -	1:55.791	1.566	77.33	12:53:56.322
6 -	1:57.572	3.347	76.16	12:55:53.894
7 -	1:54.941	0.716	77.90	12:57:48.835
8 -	1:54.921 (3)	0.696	77.91	12:59:43.756
9 -	1:54.225 (1)		78.39	13:01:37.981
10 -	1:54.275 (2)	0.050	78.35	13:03:32.256

DIFF = Difference To Personal Best Lap

P15 757 Luke WHITWORTH				
LAP	LAP TIME	DIFF	MPH	TIME OF DAY
1 -	2:08.806	15.455	69.51	12:44:42.435
2 -	2:12.380	19.029	67.64	12:46:54.815
3 -	2:42.763	49.412	55.01	12:49:37.578
4 -	2:31.006	37.655	59.29	12:52:08.584
5 -	1:54.118	0.767	78.46	12:54:02.702
6 -	1:53.351 (1)		78.99	12:55:56.053
7 -	1:55.903	2.552	77.25	12:57:51.956
8 -	1:53.461 (2)	0.110	78.92	12:59:45.417
9 -	1:53.621 (3)	0.270	78.80	13:01:39.038
10 -	1:53.844	0.493	78.65	13:03:32.882

P16 23 Martin TOLLEY

LAP	LAP TIME	DIFF	MPH	TIME OF DAY
1 -	2:09.105	16.167	69.35	12:44:42.734
2 -	2:11.635	18.697	68.02	12:46:54.369
3 -	2:42.437	49.499	55.12	12:49:36.806
4 -	2:31.329	38.391	59.17	12:52:08.135
5 -	1:54.162	1.224	78.43	12:54:02.297
6 -	1:52.938 (1)		79.28	12:55:55.235
7 -	1:57.933	4.995	75.92	12:57:53.168
8 -	1:54.817	1.879	77.98	12:59:47.985
9 -	1:53.135 (2)	0.197	79.14	13:01:41.120
10 -	1:53.924 (3)	0.986	78.60	13:03:35.044

P17 16 Matt PICKFORD

LAP	LAP TIME	DIFF	MPH	TIME OF DAY
1 -	2:03.828	8.772	72.31	12:44:37.457
2 -	2:06.277	11.221	70.91	12:46:43.734
3 -	2:45.289	50.233	54.17	12:49:29.023
4 -	2:31.995	36.939	58.91	12:52:01.018
5 -	1:56.213	1.157	77.05	12:53:57.231
6 -	1:56.174	1.118	77.07	12:55:53.405
7 -	1:56.335	1.279	76.97	12:57:49.740
8 -	1:55.355 (3)	0.299	77.62	12:59:45.095
9 -	1:55.325 (2)	0.269	77.64	13:01:40.420
10 -	1:55.056 (1)		77.82	13:03:35.476

P18 67 Clive CHISNALL

LAP	LAP TIME	DIFF	MPH	TIME OF DAY
1 -	2:04.331	9.301	72.02	12:44:37.960
2 -	2:06.423	11.393	70.82	12:46:44.383
3 -	2:45.857	50.827	53.98	12:49:30.240
4 -	2:31.793	36.763	58.99	12:52:02.033
5 -	1:55.377 (3)	0.347	77.61	12:53:57.410
6 -	1:56.908	1.878	76.59	12:55:54.318
7 -	1:55.761	0.731	77.35	12:57:50.079
8 -	1:55.787	0.757	77.33	12:59:45.866
9 -	1:55.030 (1)		77.84	13:01:40.896
10 -	1:55.230 (2)	0.200	77.70	13:03:36.126

P19 70 Xavier BROOKE

LAP	LAP TIME	DIFF	MPH	TIME OF DAY
1 -	2:07.335	12.863	70.32	12:44:40.964
2 -	2:07.063	12.591	70.47	12:46:48.027
3 -	2:45.393	50.921	54.14	12:49:33.420
4 -	2:31.613	37.141	59.06	12:52:05.033
5 -	1:54.472 (1)		78.22	12:53:59.505

Weather / Track : Bright / Dry

Donington Park GP
Circuit Length = 2.4873 miles
Start: 12:42 Flag 13:03 End: 13:04

BRSCC Mazda MX-5 SuperCup

RACE 14 - LAP ANALYSIS

DIFF = Difference To Personal Best Lap

6 -	1:55.271	0.799	77.68	12:55:54.776
7 -	1:57.850	3.378	75.98	12:57:52.626
8 -	1:55.535	1.063	77.50	12:59:48.161
9 -	1:54.764 (3)	0.292	78.02	13:01:42.925
10 -	1:54.705 (2)	0.233	78.06	13:03:37.630

P20 115 Andrew DYER

LAP	LAP TIME	DIFF	MPH	TIME OF DAY
1 -	2:07.780	13.067	70.07	12:44:41.409
2 -	2:07.462	12.749	70.25	12:46:48.871
3 -	2:45.169	50.456	54.21	12:49:34.040
4 -	2:31.740	37.027	59.01	12:52:05.780
5 -	1:56.178	1.465	77.07	12:54:01.958
6 -	1:54.875 (2)	0.162	77.94	12:55:56.833
7 -	1:56.134	1.421	77.10	12:57:52.967
8 -	1:55.489	0.776	77.53	12:59:48.456
9 -	1:54.713 (1)		78.05	13:01:43.169
10 -	1:55.088 (3)	0.375	77.80	13:03:38.257

P21 50 Leigh BRITTEN

LAP	LAP TIME	DIFF	MPH	TIME OF DAY
1 -	2:00.404	6.289	74.36	12:44:34.033
2 -	2:05.680	11.565	71.24	12:46:39.713
3 -	2:46.305	52.190	53.84	12:49:26.018
4 -	2:32.377	38.262	58.76	12:51:58.395
5 -	1:54.503 (2)	0.388	78.20	12:53:52.898
6 -	1:55.220	1.105	77.71	12:55:48.118
7 -	1:56.674	2.559	76.74	12:57:44.792
8 -	1:55.002 (3)	0.887	77.86	12:59:39.794
9 -	1:54.115 (1)		78.46	13:01:33.909
10 -	2:06.037	11.922	71.04	13:03:39.946

P22 777 Andrew FLYNN

LAP	LAP TIME	DIFF	MPH	TIME OF DAY
1 -	2:06.299	11.588	70.89	12:44:39.928
2 -	2:05.915	11.204	71.11	12:46:45.843
3 -	2:45.649	50.938	54.05	12:49:31.492
4 -	2:32.377	37.666	58.76	12:52:03.869
5 -	1:54.711 (1)		78.06	12:53:58.580
6 -	1:56.477 (3)	1.766	76.87	12:55:55.057
7 -	1:56.786	2.075	76.67	12:57:51.843
8 -	1:58.514	3.803	75.55	12:59:50.357
9 -	1:56.718	2.007	76.71	13:01:47.075
10 -	1:56.344 (2)	1.633	76.96	13:03:43.419

P23 90 Bruce ROBINSON

LAP	LAP TIME	DIFF	MPH	TIME OF DAY
1 -	2:06.584	11.650	70.73	12:44:40.213
2 -	2:13.834	18.900	66.90	12:46:54.047
3 -	2:42.236	47.302	55.19	12:49:36.283
4 -	2:31.635	36.701	59.05	12:52:07.918
5 -	1:55.933	0.999	77.23	12:54:03.851
6 -	1:55.425 (3)	0.491	77.57	12:55:59.276
7 -	1:57.521	2.587	76.19	12:57:56.797
8 -	1:57.382	2.448	76.28	12:59:54.179
9 -	1:55.056 (2)	0.122	77.82	13:01:49.235
10 -	1:54.934 (1)		77.90	13:03:44.169

DIFF = Difference To Personal Best Lap

P24 44 Nick PONTING				
LAP	LAP TIME	DIFF	MPH	TIME OF DAY
1 -	2:06.977	12.517	70.51	12:44:40.606
2 -	2:10.007	15.547	68.87	12:46:50.613
3 -	2:44.710	50.250	54.36	12:49:35.323
4 -	2:31.320	36.860	59.17	12:52:06.643
5 -	1:56.730	2.270	76.71	12:54:03.373
6 -	1:55.791 (3)	1.331	77.33	12:55:59.164
7 -	1:57.946	3.486	75.91	12:57:57.110
8 -	1:58.524	4.064	75.54	12:59:55.634
9 -	1:54.701 (2)	0.241	78.06	13:01:50.335
10 -	1:54.460 (1)		78.23	13:03:44.795

P25 11 Scott WRIGHT

LAP	LAP TIME	DIFF	MPH	TIME OF DAY
1 -	2:11.488	16.449	68.10	12:44:45.117
2 -	2:13.695	18.656	66.97	12:46:58.812
3 -	2:42.788	47.749	55.00	12:49:41.600
4 -	2:29.415	34.376	59.93	12:52:11.015
5 -	1:56.763	1.724	76.68	12:54:07.778
6 -	1:55.052 (2)	0.013	77.82	12:56:02.830
7 -	1:55.039 (1)		77.83	12:57:57.869
8 -	1:57.329	2.290	76.31	12:59:55.198
9 -	1:55.675	0.636	77.41	13:01:50.873
10 -	1:55.560 (3)	0.521	77.48	13:03:46.433

P26 41 Tom SMITH

LAP	LAP TIME	DIFF	MPH	TIME OF DAY
1 -	2:08.716	14.602	69.56	12:44:42.345
2 -	2:07.441	13.327	70.26	12:46:49.786
3 -	2:44.750	50.636	54.35	12:49:34.536
4 -	2:31.416	37.302	59.13	12:52:05.952
5 -	1:55.635	1.521	77.43	12:54:01.587
6 -	1:54.114 (1)		78.46	12:55:55.701
7 -	1:56.757	2.643	76.69	12:57:52.458
8 -	1:54.670 (2)	0.556	78.08	12:59:47.128
9 -	1:54.880 (3)	0.766	77.94	13:01:42.008
10 -	1:55.399	1.285	77.59	13:03:37.407

P27 27 Christina HOLLEY

LAP	LAP TIME	DIFF	MPH	TIME OF DAY
1 -	2:05.601	9.286	71.29	12:44:39.230
2 -	2:08.501	12.186	69.68	12:46:47.731
3 -	2:44.980	48.665	54.27	12:49:32.711
4 -	2:32.146	35.831	58.85	12:52:04.857
5 -	1:57.664	1.349	76.10	12:54:02.521
6 -	1:56.315 (1)		76.98	12:55:58.836
7 -	1:57.600 (3)	1.285	76.14	12:57:56.436
8 -	1:58.270	1.955	75.71	12:59:54.706
9 -	1:58.391	2.076	75.63	13:01:53.097
10 -	1:57.363 (2)	1.048	76.29	13:03:50.460

P28 25 Stephen NEW

LAP	LAP TIME	DIFF	MPH	TIME OF DAY
1 -	2:11.005	15.286	68.35	12:44:44.634
2 -	2:14.884	19.165	66.38	12:46:59.518
3 -	2:42.455	46.736	55.11	12:49:41.973
4 -	2:29.408	33.689	59.93	12:52:11.381
5 -	1:56.234	0.515	77.03	12:54:07.615
6 -	1:55.841 (2)	0.122	77.29	12:56:03.456

Donington Park GP

Circuit Length = 2.4873 miles

Start: 12:42 Flag 13:03 End: 13:04

Weather / Track : Bright / Dry

BRSCC Mazda MX-5 SuperCup

RACE 14 - LAP ANALYSIS

DIFF = Difference To Personal Best Lap

7 -	1:55.719 (1)		77.38	12:57:59.175
8 -	1:56.782	1.063	76.67	12:59:55.957
9 -	1:56.143 (3)	0.424	77.09	13:01:52.100
10 -	1:58.846	3.127	75.34	13:03:50.946

P29 790 Adrian BURGE

LAP	LAP TIME	DIFF	MPH	TIME OF DAY
1 -	2:09.711	13.576	69.03	12:44:43.340
2 -	2:12.353	16.218	67.65	12:46:55.693
3 -	2:43.257	47.122	54.84	12:49:38.950
4 -	2:30.467	34.332	59.51	12:52:09.417
5 -	1:56.135 (1)		77.10	12:54:05.552
6 -	1:56.320 (2)	0.185	76.98	12:56:01.872
7 -	1:56.870 (3)	0.735	76.61	12:57:58.742
8 -	1:57.684	1.549	76.08	12:59:56.426
9 -	1:56.956	0.821	76.56	13:01:53.382
10 -	1:57.738	1.603	76.05	13:03:51.120

P30 19 Liz WALTON

LAP	LAP TIME	DIFF	MPH	TIME OF DAY
1 -	2:10.448	13.551	68.64	12:44:44.077
2 -	2:13.163	16.266	67.24	12:46:57.240
3 -	2:43.330	46.433	54.82	12:49:40.570
4 -	2:30.048	33.151	59.67	12:52:10.618
5 -	1:59.449	2.552	74.96	12:54:10.067
6 -	1:56.897 (1)		76.60	12:56:06.964
7 -	1:57.808	0.911	76.00	12:58:04.772
8 -	1:57.608 (3)	0.711	76.13	13:00:02.380
9 -	1:57.537 (2)	0.640	76.18	13:01:59.917
10 -	1:57.703	0.806	76.07	13:03:57.620

P31 33 Alexander JONES

LAP	LAP TIME	DIFF	MPH	TIME OF DAY
1 -	2:12.177	16.779	67.74	12:44:45.806
2 -	2:14.501	19.103	66.57	12:47:00.307
3 -	2:42.437	47.039	55.12	12:49:42.744
4 -	2:29.238	33.840	60.00	12:52:11.982
5 -	1:56.693	1.295	76.73	12:54:08.675
6 -	1:55.398 (1)		77.59	12:56:04.073
7 -	1:55.771 (2)	0.373	77.34	12:57:59.844
8 -	1:59.246	3.848	75.09	12:59:59.090
9 -	2:12.581	17.183	67.53	13:02:11.671
10 -	1:56.609 (3)	1.211	76.79	13:04:08.280

P32 69 George GRANT

LAP	LAP TIME	DIFF	MPH	TIME OF DAY
1 -	2:06.063 (2)	0.653	71.03	12:44:39.692
2 -	2:05.410 (1)		71.40	12:46:45.102
3 -	2:45.673	40.263	54.04	12:49:30.775
4 -	2:31.838 (3)	26.428	58.97	12:52:02.613

P33 66 Martin HEATH

LAP	LAP TIME	DIFF	MPH	TIME OF DAY
1 -	2:08.522 (1)		69.67	12:44:42.151

Weather / Track : Bright / Dry

Donington Park GP
Circuit Length = 2.4873 miles
Start: 12:42 Flag 13:03 End: 13:04

BRSCC Mazda MX-5 SuperCup

RACE 14 - STATISTICS

Competitors Started 34
Planned Start 2021-09-26 @ 12:35:00.000
Actual Start 2021-09-26 @ 12:42:33.628
Finish Time 2021-09-26 @ 13:03:06.071
Track Length 2.4873mi.
Total Laps 315
Total Distance Covered 783.5148mi.

Session Fastest Lap History

NO	CL	NAME	LAP TIME	TIME OF DAY	LAP	VEHICLE
4	Pro	Adam BESSELL	1:55.742	12:44:29.373	1	Mazda MX-5 Mk3
43	Pro	Jack HARDING	1:53.231	12:53:47.682	5	Mazda MX-5 Mk3
1	Pro	Samuel SMITH	1:53.104	12:53:48.535	5	Mazda MX-5 Mk3
82	Pro	Michael KNIBBS	1:52.932	12:53:50.639	5	Mazda MX-5 Mk3
4	Pro	Adam BESSELL	1:52.216	12:55:40.261	6	Mazda MX-5 Mk3
4	Pro	Adam BESSELL	1:52.060	12:59:24.566	8	Mazda MX-5 Mk3
43	Pro	Jack HARDING	1:51.533	12:59:25.613	8	Mazda MX-5 Mk3
1	Pro	Samuel SMITH	1:51.266	12:59:26.055	8	Mazda MX-5 Mk3
43	Pro	Jack HARDING	1:51.197	13:01:16.808	9	Mazda MX-5 Mk3

Session Leader History

NO	CL	NAME	FROM LAP	LAPS LED	DISTANCE	VEHICLE
4	Pro	Adam BESSELL	1	4	9.91 miles	Mazda MX-5 Mk3
43	Pro	Jack HARDING	5	1	2.48 miles	Mazda MX-5 Mk3
4	Pro	Adam BESSELL	6	5	12.43 miles	Mazda MX-5 Mk3

Flag History

TYPE	TIME OF DAY
GREEN	12:42:33.628
SAFETY	12:45:25.618
GREEN	12:51:52.325
FINISH	13:03:06.071

Flag Statistics

TYPE	COUNT	TOTAL LAPS	TOTAL TIME
Green	2	8	15:40.312
Red	0	0	0.000
Safety Car	1	2	6:26.706
FCY	0	0	0.000

Weather / Track : Bright / Dry

Donington Park GP
Circuit Length = 2.4873 miles
Start: 12:42 Flag 13:03 End: 13:04

BRSCC Mazda MX-5 SuperCup

RACE 14 - STATISTICS

CLASS : Pro

20 Starters

Fastest Lap History

NO	NAME	LAP TIME	TIME OF DAY	LAP	VEHICLE
4	Adam BESSELL	1:55.742	12:44:29.373	1	Mazda MX-5 Mk3
43	Jack HARDING	1:53.231	12:53:47.682	5	Mazda MX-5 Mk3
1	Samuel SMITH	1:53.104	12:53:48.535	5	Mazda MX-5 Mk3
82	Michael KNIBBS	1:52.932	12:53:50.639	5	Mazda MX-5 Mk3
4	Adam BESSELL	1:52.216	12:55:40.261	6	Mazda MX-5 Mk3
4	Adam BESSELL	1:52.060	12:59:24.566	8	Mazda MX-5 Mk3
43	Jack HARDING	1:51.533	12:59:25.613	8	Mazda MX-5 Mk3
1	Samuel SMITH	1:51.266	12:59:26.055	8	Mazda MX-5 Mk3
43	Jack HARDING	1:51.197	13:01:16.808	9	Mazda MX-5 Mk3

Leader History

NO	NAME	FROM LAP	LAPS LED	DISTANCE	VEHICLE
4	Adam BESSELL	1	4	9.91 miles	Mazda MX-5 Mk3
43	Jack HARDING	5	1	2.48 miles	Mazda MX-5 Mk3
4	Adam BESSELL	6	5	12.43 miles	Mazda MX-5 Mk3

Weather / Track : Bright / Dry

Donington Park GP
Circuit Length = 2.4873 miles
Start: 12:42 Flag 13:03 End: 13:04

BRSCC Mazda MX-5 SuperCup

RACE 14 - STATISTICS

CLASS : Club

13 Starters

Fastest Lap History

NO	NAME	LAP TIME	TIME OF DAY	LAP	VEHICLE
6	Richard AMOS	1:58.172	12:44:31.815	1	Mazda MX-5 Mk3
6	Richard AMOS	1:54.153	12:53:48.991	5	Mazda MX-5 Mk3
6	Richard AMOS	1:52.801	12:55:41.791	6	Mazda MX-5 Mk3
6	Richard AMOS	1:51.717	12:59:27.613	8	Mazda MX-5 Mk3

Leader History

NO	NAME	FROM LAP	LAPS LED	DISTANCE	VEHICLE
6	Richard AMOS	1	10	24.83 miles	Mazda MX-5 Mk3

BRSCC Mazda MX-5 SuperCup

RACE 14 - STATISTICS

CLASS : INV

1 Starters

Fastest Lap History

NO	NAME	LAP TIME	TIME OF DAY	LAP	VEHICLE
790	Adrian BURGE	2:09.711	12:44:43.342	1	Mazda MX-5 Mk3
790	Adrian BURGE	1:56.135	12:54:05.553	5	Mazda MX-5 Mk3

Leader History

NO	NAME	FROM LAP	LAPS LED	DISTANCE	VEHICLE
790	Adrian BURGE	1	10	24.83 miles	Mazda MX-5 Mk3