



Modified Ford Series



MODIFIED FORD SERIES



BRSCC Fun Cup Race Weekend

Snetterton 300

23rd / 24th July 2022



SPORTS TIMING

TIMING SOLUTIONS LTD

Timing & Results Provided by Timing Solutions Ltd

www.tsl-timing.com

Modified Ford Series

QUALIFYING - RACE 3 - CLASSIFICATION

POS	NO	CL	PIC NAME	ENTRY	TIME	ON	LAPS	GAP	DIFF	MPH
1	95	A	1 Dave COCKELL	Ford Escort Cosworth	1:59.350	5	6			89.55
2	59	SB	1 Jack GADD	Ford Escort MK1 RSR	2:02.915	5	5	3.565	3.565	86.95
3	111	SA	1 Simon LIGHT	Ford Capri	2:04.850	4	7	5.500	1.935	85.60
4	77	A	2 James ALLEN	Ford Focus RS	2:06.000	1	2	6.650	1.150	84.82
5	3	A	3 Ashley SELLSWELL	Ford Sierra Xr4i	2:06.509	5	7	7.159	0.509	84.48
6	45	A	4 Steve SCOTT-DUNWOODIE	Ford Sierra Cosworth RS500	2:06.797	4	5	7.447	0.288	84.29
7	87	A	5 Dave MATTHIAS	Ford Sapphire Cosworth	2:07.617	6	6	8.267	0.820	83.75
8	83	B	1 Neil JESSOP	Ford Escort MK2 Zakspeed	2:12.856	4	6	13.506	5.239	80.44
9	29	B	2 Mike THURLEY	Ford Escort MK1 Zakspeed	2:13.052	4	6	13.702	0.196	80.33
10	57	B	3 Tony PAXMAN	Ford Escort MK1	2:15.026	4	7	15.676	1.974	79.15
11	260	B+	1 AJ HOWE	Ford Focus Estate	2:15.245	4	4	15.895	0.219	79.02
12	5	B+	2 Wayne CRABTREE	Ford MK1 Escort	2:15.641	4	6	16.291	0.396	78.79
13	152	B+	3 Caitlin MAY	Ford Fiesta MK7	2:17.825	7	7	18.475	2.184	77.54
14	96	B+	4 Nigel CRAIG	Ford Escort MK2	2:18.534	5	6	19.184	0.709	77.15
15	97	C	1 Justin FULLER	Ford Puma	2:19.129	6	6	19.779	0.595	76.82
16	2	C	2 John EDWARDS-PARTON	Ford Fiesta XR2	2:19.622	6	7	20.272	0.493	76.55
17	191	B	4 Harry HARDY	Ford Puma	2:19.636	4	5	20.286	0.014	76.54
18	58	B+	5 Dave GADD	Ford Escort MK1	2:19.817	5	5	20.467	0.181	76.44
19	63	A	6 Lloyd JAMIESON	Ford Escort Cosworth	2:20.223	6	6	20.873	0.405	76.22
20	14	A	7 Malcolm WISE	Ford Escort Cosworth	2:21.738	5	5	22.388	1.515	75.40
21	170	B	5 Robert LEWIS	Ford Focus ST170	2:22.351	3	6	23.001	0.613	75.08
22	12	B	6 Tim SANDHU	Ford Fiesta ST150	2:24.347	5	5	24.997	1.996	74.04
23	76	C	3 Kevan HADFIELD	Ford Puma	2:24.457	6	6	25.107	0.110	73.98
24	128	B	7 SMITH / SMITH	Ford Escort MK1	2:25.211	5	6	25.861	0.754	73.60
25	134	B	8 Jason STONE	Ford Fiesta ST150	2:25.549	4	6	26.199	0.338	73.43
26	21	C	4 Mark HADFIELD	Ford Puma	2:26.137	6	6	26.787	0.588	73.13
27	6	C	5 Anton MARTIN	Ford Escort MK3 RS1600i	2:29.207	3	3	29.857	3.070	71.63
28	30	B	9 Richard SANDERS	Ford Fiesta ST150	2:32.761	4	4	33.411	3.554	69.96
29	89	C	6 Ben COCHRAN	Ford Fiesta MK2	2:34.056	6	6	34.706	1.295	69.37
30	49	SA	2 Piers WARWICK	Ford Escort MK1	2:35.514	4	6	36.164	1.458	68.72
31	110	B	10 Gurpreet SANDHU	Ford Fiesta ST150	2:43.258	3	4	43.908	7.744	65.46
32	112	C	7 Robert TINTO	Ford Puma	2:47.745	4	4	48.395	4.487	63.71
33	13	C	8 Dave BARRETT	Ford Fiesta MK4			1			

Cars 58, 59, 77 and 110 - Please fit a working transponder

Weather / Track : Cloudy / Dry

These results are provisional until the conclusion of any judicial and technical matters.

Snetterton 300: 2.9689 miles

Date: 23/07/2022 Start: 10:23 Finish: 10:38

Clerk Of Course : Tony Weatherley	Stewards :	Timekeeper : Lisa Sneider
-----------------------------------	------------	---------------------------

Results can be found at www.tsl-timing.com

Printed - 10:46 Saturday, 23 July 2022

BRSCC Race Weekend - Snetterton - 23rd/24th July 2022

Modified Ford Series

QUALIFYING - RACE 3 - LAP ANALYSIS

DIFF = Difference To Personal Best Lap

P1 95 Dave COCKELL				
LAP	LAP TIME	DIFF	MPH	TIME OF DAY
1 -	2:37.341	37.991	67.92	10:26:58.069
2 -	2:15.953	16.603	78.61	10:29:14.022
3 -	2:02.420 (3)	3.070	87.30	10:31:16.442
4 -	2:06.108	6.758	84.75	10:33:22.550
5 -	1:59.350 (1)		89.55	10:35:21.900
6 -	1:59.429 (2)	0.079	89.49	10:37:21.329

P2 59 Jack GADD				
LAP	LAP TIME	DIFF	MPH	TIME OF DAY
1 -	2:11.544	8.629	81.25	10:29:12.420
2 -	2:10.256	7.341	82.05	10:31:22.676
3 -	2:09.064 (3)	6.149	82.81	10:33:31.740
4 -	2:04.013 (2)	1.098	86.18	10:35:35.753
5 -	2:02.915 (1)		86.95	10:37:38.668

P3 111 Simon LIGHT				
LAP	LAP TIME	DIFF	MPH	TIME OF DAY
1 -	2:26.870	22.020	72.77	10:26:19.608
2 -	2:13.391 (3)	8.541	80.12	10:28:32.999
3 -	2:06.657 (2)	1.807	84.38	10:30:39.656
4 -	2:04.850 (1)		85.60	10:32:44.506
5 -	2:19.383	14.533	76.68	10:35:03.889
6 -	2:24.344	19.494	74.04	10:37:28.233
7 -	2:14.787	9.937	79.29	10:39:43.020

P4 77 James ALLEN				
LAP	LAP TIME	DIFF	MPH	TIME OF DAY
1 -	2:06.000 (1)		84.82	10:28:00.741
2 -	2:12.054 (2)	6.054	80.93	10:30:12.795

P5 3 Ashley SHELSWELL				
LAP	LAP TIME	DIFF	MPH	TIME OF DAY
1 -	2:31.461	24.952	70.56	10:26:12.757
2 -	2:12.608	6.099	80.59	10:28:25.365
3 -	2:09.183 (3)	2.674	82.73	10:30:34.548
4 -	2:07.897 (2)	1.388	83.56	10:32:42.445
5 -	2:06.509 (1)		84.48	10:34:48.954
6 -	2:17.733	11.224	77.60	10:37:06.687
7 -	2:12.055	5.546	80.93	10:39:18.742

P6 45 Steve SCOTT-DUNWOODIE				
LAP	LAP TIME	DIFF	MPH	TIME OF DAY
1 -	2:16.581	9.784	78.25	10:25:52.019
2 -	2:07.624 (3)	0.827	83.74	10:27:59.643
3 -	2:07.366 (2)	0.569	83.91	10:30:07.009
4 -	2:06.797 (1)		84.29	10:32:13.806
5 -	2:10.373	3.576	81.98	10:34:24.179

P7 87 Dave MATTHIAS				
LAP	LAP TIME	DIFF	MPH	TIME OF DAY
1 -	2:40.458	32.841	66.60	10:26:37.634
2 -	2:19.977 (3)	12.360	76.35	10:28:57.611
3 -	3:32.873 P	1:25.256	50.20	10:32:30.484
4 -	2:17.630	10.013	77.65	10:34:48.114
5 -	2:13.948 (2)	6.331	79.79	10:37:02.062
6 -	2:07.617 (1)		83.75	10:39:09.679

DIFF = Difference To Personal Best Lap

P8 83 Neil JESSOP				
LAP	LAP TIME	DIFF	MPH	TIME OF DAY
1 -	2:36.300	23.444	68.38	10:27:22.482
2 -	2:17.314	4.458	77.83	10:29:39.796
3 -	2:16.050	3.194	78.55	10:31:55.846
4 -	2:12.856 (1)		80.44	10:34:08.702
5 -	2:13.893 (2)	1.037	79.82	10:36:22.595
6 -	2:14.307 (3)	1.451	79.57	10:38:36.902

P9 29 Mike THURLEY				
LAP	LAP TIME	DIFF	MPH	TIME OF DAY
1 -	2:46.530	33.478	64.18	10:27:23.316
2 -	2:24.402	11.350	74.01	10:29:47.718
3 -	2:19.289 (3)	6.237	76.73	10:32:07.007
4 -	2:13.052 (1)		80.33	10:34:20.059
5 -	2:15.285 (2)	2.233	79.00	10:36:35.344
6 -	2:31.704	18.652	70.45	10:39:07.048

P10 57 Tony PAXMAN				
LAP	LAP TIME	DIFF	MPH	TIME OF DAY
1 -	2:36.398	21.372	68.33	10:26:51.061
2 -	2:17.736	2.710	77.59	10:29:08.797
3 -	2:15.655 (2)	0.629	78.78	10:31:24.452
4 -	2:15.026 (1)		79.15	10:33:39.478
5 -	2:16.466	1.440	78.32	10:35:55.944
6 -	2:17.499	2.473	77.73	10:38:13.443
7 -	2:15.933 (3)	0.907	78.62	10:40:29.376

P11 260 AJ HOWE				
LAP	LAP TIME	DIFF	MPH	TIME OF DAY
1 -	2:37.103	21.858	68.03	10:26:59.163
2 -	2:23.601 (3)	8.356	74.42	10:29:22.764
3 -	2:17.156 (2)	1.911	77.92	10:31:39.920
4 -	2:15.245 (1)		79.02	10:33:55.165

P12 5 Wayne CRABTREE				
LAP	LAP TIME	DIFF	MPH	TIME OF DAY
1 -	2:39.374	23.733	67.06	10:27:34.200
2 -	2:18.581	2.940	77.12	10:29:52.781
3 -	2:16.423 (3)	0.782	78.34	10:32:09.204
4 -	2:15.641 (1)		78.79	10:34:24.845
5 -	2:16.015 (2)	0.374	78.58	10:36:40.860
6 -	2:18.054	2.413	77.41	10:38:58.914

P13 152 Caitlin MAY				
LAP	LAP TIME	DIFF	MPH	TIME OF DAY
1 -	2:39.000	21.175	67.22	10:26:27.533
2 -	2:25.492	7.667	73.46	10:28:53.025
3 -	2:20.905 (3)	3.080	75.85	10:31:13.930
4 -	2:22.927	5.102	74.78	10:33:36.857
5 -	2:21.129	3.304	75.73	10:35:57.986
6 -	2:19.461 (2)	1.636	76.63	10:38:17.447
7 -	2:17.825 (1)		77.54	10:40:35.272

P14 96 Nigel CRAIG				
LAP	LAP TIME	DIFF	MPH	TIME OF DAY
1 -	2:45.396	26.862	64.62	10:26:40.376
2 -	2:25.008	6.474	73.70	10:29:05.384
3 -	2:21.537 (3)	3.003	75.51	10:31:26.921

BRSCC Race Weekend - Snetterton - 23rd/24th July 2022

Modified Ford Series

QUALIFYING - RACE 3 - LAP ANALYSIS

DIFF = Difference To Personal Best Lap

4 -	2:20.870 (2)	2.336	75.87	10:33:47.791
5 -	2:18.534 (1)		77.15	10:36:06.325
6 -	2:35.503	16.969	68.73	10:38:41.828

P15 97 Justin FULLER

LAP	LAP TIME	DIFF	MPH	TIME OF DAY
1 -	2:43.882	24.753	65.21	10:27:28.167
2 -	2:32.629	13.500	70.02	10:30:00.796
3 -	2:24.774	5.645	73.82	10:32:25.570
4 -	2:21.773 (2)	2.644	75.38	10:34:47.343
5 -	2:24.571 (3)	5.442	73.92	10:37:11.914
6 -	2:19.129 (1)		76.82	10:39:31.043

P16 2 John EDWARDS-PARTON

LAP	LAP TIME	DIFF	MPH	TIME OF DAY
1 -	2:39.497	19.875	67.01	10:26:16.503
2 -	2:28.002	8.380	72.21	10:28:44.505
3 -	2:23.332	3.710	74.56	10:31:07.837
4 -	2:20.880 (3)	1.258	75.86	10:33:28.717
5 -	2:20.993	1.371	75.80	10:35:49.710
6 -	2:19.622 (1)		76.55	10:38:09.332
7 -	2:19.822 (2)	0.200	76.44	10:40:29.154

P17 191 Harry HARDY

LAP	LAP TIME	DIFF	MPH	TIME OF DAY
1 -	2:43.229	23.593	65.47	10:26:50.473
2 -	2:24.534	4.898	73.94	10:29:15.007
3 -	2:20.375 (3)	0.739	76.13	10:31:35.382
4 -	2:19.636 (1)		76.54	10:33:55.018
5 -	2:19.927 (2)	0.291	76.38	10:36:14.945

P18 58 Dave GADD

LAP	LAP TIME	DIFF	MPH	TIME OF DAY
1 -	2:25.188	5.370	73.61	10:29:30.730
2 -	2:24.149	4.331	74.14	10:31:54.879
3 -	2:21.656 (2)	1.838	75.45	10:34:16.535
4 -	2:22.304 (3)	2.486	75.10	10:36:38.839
5 -	2:19.817 (1)		76.44	10:38:58.656

P19 63 Lloyd JAMIESON

LAP	LAP TIME	DIFF	MPH	TIME OF DAY
1 -	2:43.815	23.592	65.24	10:26:57.011
2 -	2:34.329	14.106	69.25	10:29:31.340
3 -	2:28.601	8.378	71.92	10:31:59.941
4 -	2:23.228 (2)	3.005	74.62	10:34:23.169
5 -	2:23.879 (3)	3.656	74.28	10:36:47.048
6 -	2:20.223 (1)		76.22	10:39:07.271

P20 14 Malcolm WISE

LAP	LAP TIME	DIFF	MPH	TIME OF DAY
1 -	2:37.903	16.165	67.68	10:26:24.536
2 -	5:46.684 P	3:24.946	30.82	10:32:11.220
3 -	2:37.558	15.820	67.83	10:34:48.778
4 -	2:25.613 (2)	3.875	73.40	10:37:14.391
5 -	2:21.738 (1)		75.40	10:39:36.129

P21 170 Robert LEWIS

LAP	LAP TIME	DIFF	MPH	TIME OF DAY
1 -	2:35.900	13.549	68.55	10:26:26.103

DIFF = Difference To Personal Best Lap

2 -	2:25.191 (2)	2.840	73.61	10:28:51.294
3 -	2:22.351 (1)		75.08	10:31:13.645
4 -	2:28.175	5.824	72.13	10:33:41.820
5 -	2:25.303 (3)	2.952	73.55	10:36:07.123
6 -	2:27.325	4.974	72.54	10:38:34.448

P22 12 Tim SANDHU

LAP	LAP TIME	DIFF	MPH	TIME OF DAY
1 -	2:31.375	7.028	70.60	10:30:14.797
2 -	2:28.165	3.818	72.13	10:32:42.962
3 -	2:24.913 (3)	0.566	73.75	10:35:07.875
4 -	2:24.425 (2)	0.078	74.00	10:37:32.300
5 -	2:24.347 (1)		74.04	10:39:56.647

P23 76 Kevan HADFIELD

LAP	LAP TIME	DIFF	MPH	TIME OF DAY
1 -	2:40.044	15.587	66.78	10:27:10.947
2 -	2:28.352	3.895	72.04	10:29:39.299
3 -	2:26.903 (3)	2.446	72.75	10:32:06.202
4 -	2:26.011 (2)	1.554	73.20	10:34:32.213
5 -	2:31.753	7.296	70.43	10:37:03.966
6 -	2:24.457 (1)		73.98	10:39:28.423

P24 128 Chris SMITH

LAP	LAP TIME	DIFF	MPH	TIME OF DAY
1 -	2:36.664	11.453	68.22	10:26:20.052
2 -	2:26.852 (3)	1.641	72.78	10:28:46.904
3 -	2:25.686 (2)	0.475	73.36	10:31:12.590
4 -	2:27.728	2.517	72.34	10:33:40.318
5 -	2:25.211 (1)		73.60	10:36:05.529
6 -	2:27.624	2.413	72.40	10:38:33.153

P25 134 Jason STONE

LAP	LAP TIME	DIFF	MPH	TIME OF DAY
1 -	2:45.848	20.299	64.44	10:26:50.720
2 -	2:31.506	5.957	70.54	10:29:22.226
3 -	2:27.725 (3)	2.176	72.35	10:31:49.951
4 -	2:25.549 (1)		73.43	10:34:15.500
5 -	2:28.459	2.910	71.99	10:36:43.959
6 -	2:25.855 (2)	0.306	73.27	10:39:09.814

P26 21 Mark HADFIELD

LAP	LAP TIME	DIFF	MPH	TIME OF DAY
1 -	2:43.293	17.156	65.45	10:27:06.146
2 -	2:32.191	6.054	70.22	10:29:38.337
3 -	2:29.520	3.383	71.48	10:32:07.857
4 -	2:26.211 (2)	0.074	73.10	10:34:34.068
5 -	2:27.427 (3)	1.290	72.49	10:37:01.495
6 -	2:26.137 (1)		73.13	10:39:27.632

P27 6 Anton MARTIN

LAP	LAP TIME	DIFF	MPH	TIME OF DAY
1 -	2:40.116	10.909	66.75	10:26:25.339
2 -	2:31.759 (2)	2.552	70.42	10:28:57.098
3 -	2:29.207 (1)		71.63	10:31:26.305

P28 30 Richard SANDERS

LAP	LAP TIME	DIFF	MPH	TIME OF DAY
1 -	3:30.852	58.091	50.68	10:28:04.888

BRSCC Race Weekend - Snetterton - 23rd/24th July 2022

Modified Ford Series

QUALIFYING - RACE 3 - LAP ANALYSIS

DIFF = Difference To Personal Best Lap

2 -	3:05.872 (3)	33.111	57.50	10:31:10.760
3 -	2:46.993 (2)	14.232	64.00	10:33:57.753
4 -	2:32.761 (1)		69.96	10:36:30.514

P29 89 Ben COCHRAN				
LAP	LAP TIME	DIFF	MPH	TIME OF DAY
1 -	3:19.347	45.291	53.61	10:26:58.468
2 -	2:48.505	14.449	63.42	10:29:46.973
3 -	2:40.000 (2)	5.944	66.80	10:32:26.973
4 -	2:40.760	6.704	66.48	10:35:07.733
5 -	2:40.029 (3)	5.973	66.78	10:37:47.762
6 -	2:34.056 (1)		69.37	10:40:21.818

P30 49 Piers WARWICK				
LAP	LAP TIME	DIFF	MPH	TIME OF DAY
1 -	2:54.767	19.253	61.15	10:26:55.548
2 -	2:36.735 (2)	1.221	68.19	10:29:32.283
3 -	2:37.340 (3)	1.826	67.92	10:32:09.623
4 -	2:35.514 (1)		68.72	10:34:45.137
5 -	2:40.731	5.217	66.49	10:37:25.868
6 -	2:38.096	2.582	67.60	10:40:03.964

P31 110 Gurpreet SANDHU				
LAP	LAP TIME	DIFF	MPH	TIME OF DAY
1 -	2:43.530 (2)	0.272	65.35	10:30:25.129
2 -	2:44.094 (3)	0.836	65.13	10:33:09.223
3 -	2:43.258 (1)		65.46	10:35:52.481
4 -	2:46.127	2.869	64.33	10:38:38.608

P32 112 Robert TINTO				
LAP	LAP TIME	DIFF	MPH	TIME OF DAY
1 -	2:56.939	9.194	60.40	10:27:39.271
2 -	2:51.828 (3)	4.083	62.20	10:30:31.099
3 -	2:48.404 (2)	0.659	63.46	10:33:19.503
4 -	2:47.745 (1)		63.71	10:36:07.248

P33 13 Dave BARRETT				
LAP	LAP TIME	DIFF	MPH	TIME OF DAY
1 -	2:46.292		64.27	10:26:45.898

BRSCC Race Weekend - Snetterton - 23rd/24th July 2022

Modified Ford Series

QUALIFYING - RACE 3 - STATISTICS

Competitors Started 33
Planned Start 2022-07-23 @ 10:15:00.000
Actual Start 2022-07-23 @ 10:23:29.001
Finish Time 2022-07-23 @ 10:38:29.840
Track Length 2.9689mi.
Total Laps 177
Total Distance Covered 525.4973mi.

Session Fastest Lap History

NO	CL	NAME	LAP TIME	TIME OF DAY	LAP	VEHICLE
45	A	Steve SCOTT-DUNWOODIE	2:07.624	10:27:59.659	2	Ford Sierra Cosworth RS500
77	A	James ALLEN	2:06.000	10:28:00.741	1	Ford Focus RS
95	A	Dave COCKELL	2:02.420	10:31:16.446	3	Ford Escort Cosworth
95	A	Dave COCKELL	1:59.350	10:35:21.905	5	Ford Escort Cosworth

Flag History

TYPE	TIME OF DAY
GREEN	10:23:29.001
FINISH	10:38:29.840

Flag Statistics

TYPE	COUNT	TOTAL LAPS	TOTAL TIME
Green	1	7	17:25.882
Red	0	0	0.000
Safety Car	0	0	0.000
FCY	0	0	0.000

BRSCC Race Weekend - Snetterton - 23rd/24th July 2022

Modified Ford Series

QUALIFYING - RACE 3 - STATISTICS

CLASS : A

7 Starters

Fastest Lap History

NO	NAME	LAP TIME	TIME OF DAY	LAP	VEHICLE
45	Steve SCOTT-DUNWOODIE	2:07.624	10:27:59.659	2	Ford Sierra Cosworth RS500
77	James ALLEN	2:06.000	10:28:00.741	1	Ford Focus RS
95	Dave COCKELL	2:02.420	10:31:16.446	3	Ford Escort Cosworth
95	Dave COCKELL	1:59.350	10:35:21.905	5	Ford Escort Cosworth

BRSCC Race Weekend - Snetterton - 23rd/24th July 2022

Modified Ford Series

QUALIFYING - RACE 3 - STATISTICS

CLASS : B

10 Starters

Fastest Lap History

NO	NAME	LAP TIME	TIME OF DAY	LAP	VEHICLE
128	Chris SMITH	2:26.852	10:28:46.905	2	Ford Escort MK1
170	Robert LEWIS	2:25.191	10:28:51.309	2	Ford Focus ST170
57	Tony PAXMAN	2:17.736	10:29:08.810	2	Ford Escort MK1
83	Neil JESSOP	2:17.314	10:29:39.805	2	Ford Escort MK2 Zakspeed
57	Tony PAXMAN	2:15.655	10:31:24.465	3	Ford Escort MK1
57	Tony PAXMAN	2:15.026	10:33:39.492	4	Ford Escort MK1
83	Neil JESSOP	2:12.856	10:34:08.711	4	Ford Escort MK2 Zakspeed

BRSCC Race Weekend - Snetterton - 23rd/24th July 2022

Modified Ford Series

QUALIFYING - RACE 3 - STATISTICS

CLASS : C

8 Starters

Fastest Lap History

NO	NAME	LAP TIME	TIME OF DAY	LAP	VEHICLE
2	John EDWARDS-PARTON	2:28.002	10:28:44.519	2	Ford Fiesta XR2
2	John EDWARDS-PARTON	2:23.332	10:31:07.851	3	Ford Fiesta XR2
2	John EDWARDS-PARTON	2:20.880	10:33:28.729	4	Ford Fiesta XR2
2	John EDWARDS-PARTON	2:19.622	10:38:09.349	6	Ford Fiesta XR2
97	Justin FULLER	2:19.129	10:39:31.048	6	Ford Puma

BRSCC Race Weekend - Snetterton - 23rd/24th July 2022

Modified Ford Series

QUALIFYING - RACE 3 - STATISTICS

CLASS : B+

5 Starters

Fastest Lap History

NO	NAME	LAP TIME	TIME OF DAY	LAP	VEHICLE
152	Caitlin MAY	2:25.492	10:28:53.036	2	Ford Fiesta MK7
96	Nigel CRAIG	2:25.008	10:29:05.390	2	Ford Escort MK2
260	AJ HOWE	2:23.601	10:29:22.771	2	Ford Focus Estate
5	Wayne CRABTREE	2:18.581	10:29:52.785	2	Ford MK1 Escort
260	AJ HOWE	2:17.156	10:31:39.927	3	Ford Focus Estate
5	Wayne CRABTREE	2:16.423	10:32:09.208	3	Ford MK1 Escort
260	AJ HOWE	2:15.245	10:33:55.083	4	Ford Focus Estate

BRSCC Race Weekend - Snetterton - 23rd/24th July 2022

Modified Ford Series

QUALIFYING - RACE 3 - STATISTICS

CLASS : SA

2 Starters

Fastest Lap History

NO	NAME	LAP TIME	TIME OF DAY	LAP	VEHICLE
111	Simon LIGHT	2:13.391	10:28:32.997	2	Ford Capri
111	Simon LIGHT	2:06.657	10:30:39.655	3	Ford Capri
111	Simon LIGHT	2:04.850	10:32:44.503	4	Ford Capri

BRSCC Race Weekend - Snetterton - 23rd/24th July 2022

Modified Ford Series

QUALIFYING - RACE 3 - STATISTICS


CLASS : SB

1 Starters

Fastest Lap History

NO	NAME	LAP TIME	TIME OF DAY	LAP	VEHICLE
59	Jack GADD	2:11.544	10:29:12.420	1	Ford Escort MK1 RSR
59	Jack GADD	2:10.256	10:31:22.676	2	Ford Escort MK1 RSR
59	Jack GADD	2:09.064	10:33:31.740	3	Ford Escort MK1 RSR
59	Jack GADD	2:04.013	10:35:35.753	4	Ford Escort MK1 RSR
59	Jack GADD	2:02.915	10:37:38.668	5	Ford Escort MK1 RSR

Modified Ford Series**RACE 3 - GRID (15 minutes)**

ROW 17	33	13 Dave BARRETT	
ROW 16	31	110 2:43.258 Gurpreet SANDHU	32 112 2:47.745 Robert TINTO
ROW 15	29	89 2:34.056 Ben COCHRAN	30 49 2:35.514 Piers WARWICK
ROW 14	27	6 2:29.207 Anton MARTIN	28 30 2:32.761 Richard SANDERS
ROW 13	25	134 2:25.549 Jason STONE	26 21 2:26.137 Mark HADFIELD
ROW 12	23	76 2:24.457 Kevan HADFIELD	24 128 2:25.211 SMITH / SMITH
ROW 11	21	170 2:22.351 Robert LEWIS	22 12 2:24.347 Tim SANDHU
ROW 10	19	63 2:20.223 Lloyd JAMIESON	20 14 2:21.738 Malcolm WISE
ROW 9	17	191 2:19.636 Harry HARDY	18 58 2:19.817 Dave GADD
ROW 8	15	97 2:19.129 Justin FULLER	16 2 2:19.622 John EDWARDS-PARTON
ROW 7	13	152 2:17.825 Caitlin MAY	14 96 2:18.534 Nigel CRAIG
ROW 6	11	260 2:15.245 AJ HOWE	12 5 2:15.641 Wayne CRABTREE
ROW 5	9	29 2:13.052 Mike THURLEY	10 57 2:15.026 Tony PAXMAN
ROW 4	7	87 2:07.617 Dave MATTHIAS	8 83 2:12.856 Neil JESSOP
ROW 3	5	3 2:06.509 Ashley SHELSWELL	6 45 2:06.797 Steve SCOTT-DUNWOODIE
ROW 2	3	111 2:04.850 Simon LIGHT	4 77 2:06.000 James ALLEN
ROW 1	1	95 1:59.350 Dave COCKELL	2 59 2:02.915 Jack GADD
Pole			
			

Snetterton 300: 2.9689 miles

These results are provisional until the conclusion of any judicial and technical matters.

Clerk Of Course : Tony Weatherley	Stewards :	Timekeeper : Lisa Sneider
-----------------------------------	------------	---------------------------

Results can be found at www.tsl-timing.com

Printed - 10:46 Saturday, 23 July 2022

Modified Ford Series

RACE 3 - CLASSIFICATION

POS	NO	CL	PIC NAME	ENTRY	LAPS	TIME	GAP	DIFF	MPH	BEST	ON
1	95	A	1 Dave COCKELL	Ford Escort Cosworth	8	16:37.728			85.69	2:03.271	2
2	111	SA	1 Simon LIGHT	Ford Capri	8	16:39.420	1.692	1.692	85.55	2:03.401	7
3	3	A	2 Ashley SHELSWELL	Ford Sierra Xr4i	8	17:00.868	23.140	21.448	83.75	2:05.665	3
4	45	A	3 Steve SCOTT-DUNWOODIE	Ford Sierra Cosworth RS500	8	17:07.002	29.274	6.134	83.25	2:06.513	3
5	87	A	4 Dave MATTHIAS	Ford Sapphire Cosworth	8	17:07.232	29.504	0.230	83.23	2:06.963	2
6	83	B	1 Neil JESSOP	Ford Escort MK2 Zakspeed	8	17:30.845	53.117	23.613	81.36	2:09.647	8
7	33	B+	1 Paul NEVILL	Ford Escort MK2	8	17:31.721	53.993	0.876	81.29	2:07.865	6
8	57	B	2 Tony PAXMAN	Ford Escort MK1	8	18:12.609	1:34.881	40.888	78.25	2:13.958	2
9	5	B+	2 Wayne CRABTREE	Ford MK1 Escort	8	18:15.124	1:37.396	2.515	78.07	2:14.504	6
10	96	B+	3 Nigel CRAIG	Ford Escort MK2	7	16:19.782	1 Lap	1 Lap	76.36	2:18.145	6
11	2	C	1 John EDWARDS-PARTON	Ford Fiesta XR2	7	16:20.565	1 Lap	0.783	76.29	2:17.096	5
12	152	B+	4 Caitlin MAY	Ford Fiesta MK7	7	16:20.778	1 Lap	0.213	76.28	2:17.791	6
13	14	A	5 Malcolm WISE	Ford Escort Cosworth	7	17:00.466	1 Lap	39.688	73.31	2:22.292	7
14	170	B	3 Robert LEWIS	Ford Focus ST170	7	17:04.627	1 Lap	4.161	73.01	2:22.215	4
15	128	B	4 SMITH / SMITH	Ford Escort MK1	7	17:08.602	1 Lap	3.975	72.73	2:23.710	6
16	12	B	5 Tim SANDHU	Ford Fiesta ST150	7	17:09.489	1 Lap	0.887	72.67	2:23.567	6
17	76	C	2 Kevan HADFIELD	Ford Puma	7	17:10.044	1 Lap	0.555	72.63	2:24.158	7
18	134	B	6 Jason STONE	Ford Fiesta ST150	7	17:23.432	1 Lap	13.388	71.70	2:24.819	4
19	49	SA	2 Piers WARWICK	Ford Escort MK1	7	17:25.431	1 Lap	1.999	71.56	2:23.455	5
20	21	C	3 Mark HADFIELD	Ford Puma	7	17:25.803	1 Lap	0.372	71.53	2:25.944	7
21	30	B	7 Richard SANDERS	Ford Fiesta ST150	7	17:25.820	1 Lap	0.017	71.53	2:26.170	7
22	6	C	4 Anton MARTIN	Ford Escort MK3 RS1600i	7	17:36.689	1 Lap	10.869	70.80	2:27.798	3
23	112	C	5 Robert TINTO	Ford Puma	6	17:10.628	2 Laps	1 Lap	62.22	2:47.497	5

NOT CLASSIFIED

DNF	29	B	Mike THURLEY	Ford Escort MK1 Zakspeed	7	15:47.244	1 Lap	0.000	78.98	2:11.723	5
DNF	59	SB	Jack GADD	Ford Escort MK1 RSR	5	10:54.795	3 Laps	2 Laps	81.61	2:03.656	4
DNF	89	C	Ben COCHRAN	Ford Fiesta MK2	5	13:31.897	3 Laps	2:37.102	65.82	2:35.566	3
DNF	63	A	Lloyd JAMIESON	Ford Escort Cosworth	4	9:25.508	4 Laps	1 Lap	75.59	2:16.148	4
DNF	191	B	Harry HARDY	Ford Puma	3	7:42.899	5 Laps	1 Lap	69.26	2:27.087	2
DNF	97	C	Justin FULLER	Ford Puma	1	2:34.503	7 Laps	2 Laps	69.17	2:34.503	1
DNF	13	C	Dave BARRETT	Ford Fiesta MK4	1	2:43.847	7 Laps	9.344	65.23	2:43.847	1
DNF	110	B	Gurpreet SANDHU	Ford Fiesta ST150	1	2:45.528	7 Laps	1.681	64.56	2:45.528	1

FASTEST LAP

95	A	Dave COCKELL	Ford Escort Cosworth	2	2:03.271	86.70 mph	139.53 kph
111	SA	Simon LIGHT	Ford Capri	7	2:03.401	86.61 mph	139.38 kph
59	SB	Jack GADD	Ford Escort MK1 RSR	4	2:03.656	86.43 mph	139.10 kph
33	B+	Paul NEVILL	Ford Escort MK2	6	2:07.865	83.58 mph	134.52 kph
83	B	Neil JESSOP	Ford Escort MK2 Zakspeed	8	2:09.647	82.43 mph	132.67 kph
2	C	John EDWARDS-PARTON	Ford Fiesta XR2	5	2:17.096	77.96 mph	125.46 kph

Cars 59 and 110 - STILL No working transponder

Race Distance: 8 Laps / 23.75 miles

Snetterton 300: 2.9689 miles

Date: 23/07/2022 Start: 13:51 Finish: 14:07

Weather / Track : Cloudy / Dry

These results are provisional until the conclusion of any judicial and technical matters.

Clerk Of Course : Tony Weatherley	Stewards :	Timekeeper : Lisa Sneider
-----------------------------------	------------	---------------------------

Results can be found at www.tsl-timing.com

Printed - 14:14 Saturday, 23 July 2022

BRSCC Race Weekend - Snetterton - 23rd/24th July 2022

Modified Ford Series

RACE 3 - LAP CHART

LAP 1 @ 13:53:42.988			LAP 2 @ 13:55:46.259			LAP 3 @ 13:57:50.126			LAP 4 @ 13:59:54.318			LAP 5 @ 14:01:58.760		
NO	BEHIND	LAP TIME	NO	BEHIND	LAP TIME	NO	BEHIND	LAP TIME	NO	BEHIND	LAP TIME	NO	BEHIND	LAP TIME
95		2:07.956	95		2:03.271	95		2:03.867	95		2:04.192	95		2:04.442
59	2.085	2:10.041	59	2.478	2:03.664	59	2.956	2:04.345	59	2.420	2:03.656	111	2.637	2:04.257
111	2.955	2:10.911	111	3.136	2:03.452	111	3.135	2:03.866	111	2.822	2:03.879	3	13.553	2:06.988
3	3.411	2:11.367	3	6.387	2:06.247	3	8.185	2:05.665	3	11.007	2:07.014	45	16.412	2:07.408
45	3.815	2:11.771	45	7.197	2:06.653	45	9.843	2:06.513	45	13.446	2:07.795	87	20.456	2:08.114
87	6.105	2:14.061	87	9.797	2:06.963	87	13.628	2:07.698	87	16.784	2:07.348	89	1 Lap	2:36.000
83	7.358	2:15.314	83	13.974	2:09.887	83	20.197	2:10.090	112	1 Lap	2:52.251	59	31.067	2:33.089
29	12.051	2:20.007	29	21.957	2:13.177	29	29.965	2:11.875	83	26.350	2:10.345	83	32.676	2:10.768
57	12.307	2:20.263	57	22.994	2:13.958	57	33.733	2:14.606	33	37.708	2:08.067	33	41.858	2:08.592
96	18.302	2:26.258	33	27.963	2:11.229	33	33.833	2:09.737	29	37.944	2:12.171	29	45.225	2:11.723
5	18.716	2:26.672	5	32.018	2:16.573	5	43.880	2:15.729	57	46.400	2:16.859	57	1:00.318	2:18.360
2	19.386	2:27.342	96	34.593	2:19.562	96	49.478	2:18.752	5	54.355	2:14.667	5	1:04.756	2:14.843
33	20.005	2:27.961	2	35.761	2:19.646	2	50.193	2:18.299	96	1:04.144	2:18.858	112	1 Lap	2:51.466
152	20.591	2:28.547	152	36.563	2:19.243	152	50.712	2:18.016	2	1:05.334	2:19.333	2	1:17.988	2:17.096
63	23.304	2:31.260	63	40.384	2:20.351	63	54.266	2:17.749	152	1:05.515	2:18.995	96	1:19.022	2:19.320
12	25.709	2:33.665	14	47.358	2:24.511	14	1:07.212	2:23.721	63	1:06.222	2:16.148	152	1:20.014	2:18.941
14	26.118	2:34.074	76	49.854	2:25.310	76	1:11.506	2:25.519	14	1:26.384	2:23.364	14	1:48.080	2:26.138
97	26.547	2:34.503	12	51.160	2:28.722	12	1:12.127	2:24.834	12	1:33.474	2:25.539	170	1:54.656	2:23.443
76	27.815	2:35.771	128	52.051	2:26.376	128	1:15.474	2:27.290	76	1:33.700	2:26.386	12	1:55.095	2:26.063
191	28.814	2:36.770	191	52.630	2:27.087	134	1:16.395	2:26.616	170	1:35.655	2:22.215	128	1:56.268	2:24.016
128	28.946	2:36.902	134	53.646	2:26.652	170	1:17.632	2:22.808	128	1:36.694	2:25.412	76	1:57.383	2:28.125
134	30.265	2:38.221	30	57.119	2:29.340	30	1:22.150	2:28.898	134	1:37.022	2:24.819	134	1:57.941	2:25.361
30	31.050	2:39.006	21	57.999	2:27.825	21	1:22.406	2:28.274	30	1:45.356	2:27.398			
21	33.445	2:41.401	170	58.691	2:24.528	6	1:23.508	2:27.798	21	1:46.682	2:28.468			
6	34.456	2:42.412	6	59.577	2:28.392	49	1:26.888	2:28.148	6	1:47.966	2:28.650			
49	35.268	2:43.224	49	1:02.607	2:30.610	191	1:27.805	2:39.042	49	1:49.296	2:26.600			
13	35.891	2:43.847	89	1:31.014	2:40.859	89	2:02.713	2:35.566						
170	37.434	2:45.390	112	1:35.079	2:47.583									
110	37.572	2:45.528												
112	50.767	2:58.723												
89	53.426	3:01.382												

BRSCC Race Weekend - Snetterton - 23rd/24th July 2022

Modified Ford Series

RACE 3 - LAP CHART

LAP 6 @ 14:04:05.784			LAP 7 @ 14:06:09.174			LAP 8 @ 14:08:12.760		
NO	BEHIND	LAP TIME	NO	BEHIND	LAP TIME	NO	BEHIND	LAP TIME
95		2:07.024	95		2:03.390	95		2:03.586
30	1 Lap	2:26.417	111	0.726	2:03.401	111	1.692	2:04.552
111	0.715	2:05.102	14	1 Lap	2:26.366	14	1 Lap	2:22.292
49	1 Lap	2:23.455	170	1 Lap	2:22.465	3	23.140	2:08.947
21	1 Lap	2:27.320	12	1 Lap	2:23.567	170	1 Lap	2:23.778
6	1 Lap	2:29.214	128	1 Lap	2:23.710	45	29.274	2:10.513
3	13.759	2:07.230	76	1 Lap	2:24.775	87	29.504	2:07.978
45	16.185	2:06.797	134	1 Lap	2:26.095	128	1 Lap	2:24.896
87	20.799	2:07.367	3	17.779	2:07.410	12	1 Lap	2:27.099
83	39.692	2:14.040	45	22.347	2:09.552	76	1 Lap	2:24.158
33	42.699	2:07.865	49	1 Lap	2:27.168	112	2 Laps	2:53.108
29	56.219	2:18.018	87	25.112	2:07.703	134	1 Lap	2:35.668
89	1 Lap	2:38.090	30	1 Lap	2:28.591	49	1 Lap	2:26.226
57	1:10.470	2:17.176	21	1 Lap	2:26.571	21	1 Lap	2:25.944
5	1:12.236	2:14.504	6	1 Lap	2:29.723	30	1 Lap	2:26.170
2	1:29.776	2:18.812	83	47.056	2:10.754	83	53.117	2:09.647
96	1:30.143	2:18.145	33	48.751	2:09.442	33	53.993	2:08.828
152	1:30.781	2:17.791	29	1:13.102	2:20.273	6	1 Lap	2:30.500
112	1 Lap	2:47.497	57	1:22.957	2:15.877	57	1:34.881	2:15.510
			5	1:24.712	2:15.866	5	1:37.396	2:16.270
			96	1:45.640	2:18.887			
			2	1:46.423	2:20.037			
			152	1:46.636	2:19.245			

BRSCC Race Weekend - Snetterton - 23rd/24th July 2022

Modified Ford Series

RACE 3 - LAP ANALYSIS

DIFF = Difference To Personal Best Lap

P1 95 Dave COCKELL				
LAP	LAP TIME	DIFF	MPH	TIME OF DAY
1 -	2:07.956	4.685	83.52	13:53:42.988
2 -	2:03.271 (1)		86.70	13:55:46.259
3 -	2:03.867	0.596	86.28	13:57:50.126
4 -	2:04.192	0.921	86.06	13:59:54.318
5 -	2:04.442	1.171	85.88	14:01:58.760
6 -	2:07.024	3.753	84.14	14:04:05.784
7 -	2:03.390 (2)	0.119	86.62	14:06:09.174
8 -	2:03.586 (3)	0.315	86.48	14:08:12.760

P2 111 Simon LIGHT				
LAP	LAP TIME	DIFF	MPH	TIME OF DAY
1 -	2:10.911	7.510	81.64	13:53:45.943
2 -	2:03.452 (2)	0.051	86.57	13:55:49.395
3 -	2:03.866 (3)	0.465	86.28	13:57:53.261
4 -	2:03.879	0.478	86.27	13:59:57.140
5 -	2:04.257	0.856	86.01	14:02:01.397
6 -	2:05.102	1.701	85.43	14:04:06.499
7 -	2:03.401 (1)		86.61	14:06:09.900
8 -	2:04.552	1.151	85.81	14:08:14.452

P3 3 Ashley SHELSWELL				
LAP	LAP TIME	DIFF	MPH	TIME OF DAY
1 -	2:11.367	5.702	81.35	13:53:46.399
2 -	2:06.247 (2)	0.582	84.66	13:55:52.646
3 -	2:05.665 (1)		85.05	13:57:58.311
4 -	2:07.014	1.349	84.14	14:00:05.325
5 -	2:06.988 (3)	1.323	84.16	14:02:12.313
6 -	2:07.230	1.565	84.00	14:04:19.543
7 -	2:07.410	1.745	83.88	14:06:26.953
8 -	2:08.947	3.282	82.88	14:08:35.900

P4 45 Steve SCOTT-DUNWOODIE				
LAP	LAP TIME	DIFF	MPH	TIME OF DAY
1 -	2:11.771	5.258	81.11	13:53:46.803
2 -	2:06.653 (2)	0.140	84.38	13:55:53.456
3 -	2:06.513 (1)		84.48	13:57:59.969
4 -	2:07.795	1.282	83.63	14:00:07.764
5 -	2:07.408	0.895	83.88	14:02:15.172
6 -	2:06.797 (3)	0.284	84.29	14:04:21.969
7 -	2:09.552	3.039	82.50	14:06:31.521
8 -	2:10.513	4.000	81.89	14:08:42.034

P5 87 Dave MATTHIAS				
LAP	LAP TIME	DIFF	MPH	TIME OF DAY
1 -	2:14.061	7.098	79.72	13:53:49.093
2 -	2:06.963 (1)		84.18	13:55:56.056
3 -	2:07.698	0.735	83.69	13:58:03.754
4 -	2:07.348 (2)	0.385	83.92	14:00:11.102
5 -	2:08.114	1.151	83.42	14:02:19.216
6 -	2:07.367 (3)	0.404	83.91	14:04:26.583
7 -	2:07.703	0.740	83.69	14:06:34.286
8 -	2:07.978	1.015	83.51	14:08:42.264

P6 83 Neil JESSOP				
LAP	LAP TIME	DIFF	MPH	TIME OF DAY
1 -	2:15.314	5.667	78.98	13:53:50.346
2 -	2:09.887 (2)	0.240	82.28	13:56:00.233
3 -	2:10.090 (3)	0.443	82.15	13:58:10.323

DIFF = Difference To Personal Best Lap

4 -	2:10.345	0.698	81.99	14:00:20.668
5 -	2:10.768	1.121	81.73	14:02:31.436
6 -	2:14.040	4.393	79.73	14:04:45.476
7 -	2:10.754	1.107	81.74	14:06:56.230
8 -	2:09.647 (1)		82.43	14:09:05.877

P7 33 Paul NEVILL				
LAP	LAP TIME	DIFF	MPH	TIME OF DAY
1 -	2:27.961	20.096	72.23	13:54:02.993
2 -	2:11.229	3.364	81.44	13:56:14.222
3 -	2:09.737	1.872	82.38	13:58:23.959
4 -	2:08.067 (2)	0.202	83.45	14:00:32.026
5 -	2:08.592 (3)	0.727	83.11	14:02:40.618
6 -	2:07.865 (1)		83.58	14:04:48.483
7 -	2:09.442	1.577	82.57	14:06:57.925
8 -	2:08.828	0.963	82.96	14:09:06.753

P8 57 Tony PAXMAN				
LAP	LAP TIME	DIFF	MPH	TIME OF DAY
1 -	2:20.263	6.305	76.19	13:53:55.295
2 -	2:13.958 (1)		79.78	13:56:09.253
3 -	2:14.606 (2)	0.648	79.40	13:58:23.859
4 -	2:16.859	2.901	78.09	14:00:40.718
5 -	2:18.360	4.402	77.24	14:02:59.078
6 -	2:17.176	3.218	77.91	14:05:16.254
7 -	2:15.877	1.919	78.65	14:07:32.131
8 -	2:15.510 (3)	1.552	78.87	14:09:47.641

P9 5 Wayne CRABTREE				
LAP	LAP TIME	DIFF	MPH	TIME OF DAY
1 -	2:26.672	12.168	72.87	13:54:01.704
2 -	2:16.573	2.069	78.25	13:56:18.277
3 -	2:15.729	1.225	78.74	13:58:34.006
4 -	2:14.667 (2)	0.163	79.36	14:00:48.673
5 -	2:14.843 (3)	0.339	79.26	14:03:03.516
6 -	2:14.504 (1)		79.46	14:05:18.020
7 -	2:15.866	1.362	78.66	14:07:33.886
8 -	2:16.270	1.766	78.43	14:09:50.156

P10 96 Nigel CRAIG				
LAP	LAP TIME	DIFF	MPH	TIME OF DAY
1 -	2:26.258	8.113	73.07	13:54:01.290
2 -	2:19.562	1.417	76.58	13:56:20.852
3 -	2:18.752 (2)	0.607	77.03	13:58:39.604
4 -	2:18.858 (3)	0.713	76.97	14:00:58.462
5 -	2:19.320	1.175	76.71	14:03:17.782
6 -	2:18.145 (1)		77.36	14:05:35.927
7 -	2:18.887	0.742	76.95	14:07:54.814

P11 2 John EDWARDS-PARTON				
LAP	LAP TIME	DIFF	MPH	TIME OF DAY
1 -	2:27.342	10.246	72.53	13:54:02.374
2 -	2:19.646	2.550	76.53	13:56:22.020
3 -	2:18.299 (2)	1.203	77.28	13:58:40.319
4 -	2:19.333	2.237	76.70	14:00:59.652
5 -	2:17.096 (1)		77.96	14:03:16.748
6 -	2:18.812 (3)	1.716	76.99	14:05:35.560
7 -	2:20.037	2.941	76.32	14:07:55.597

BRSCC Race Weekend - Snetterton - 23rd/24th July 2022

Modified Ford Series

RACE 3 - LAP ANALYSIS

DIFF = Difference To Personal Best Lap

P12 152 Caitlin MAY				
LAP	LAP TIME	DIFF	MPH	TIME OF DAY
1 -	2:28.547	10.756	71.95	13:54:03.579
2 -	2:19.243	1.452	76.75	13:56:22.822
3 -	2:18.016 (2)	0.225	77.44	13:58:40.838
4 -	2:18.995	1.204	76.89	14:00:59.833
5 -	2:18.941 (3)	1.150	76.92	14:03:18.774
6 -	2:17.791 (1)		77.56	14:05:36.565
7 -	2:19.245	1.454	76.75	14:07:55.810

P13 14 Malcolm WISE				
LAP	LAP TIME	DIFF	MPH	TIME OF DAY
1 -	2:34.074	11.782	69.36	13:54:09.106
2 -	2:24.511	2.219	73.96	13:56:33.617
3 -	2:23.721 (3)	1.429	74.36	13:58:57.338
4 -	2:23.364 (2)	1.072	74.55	14:01:20.702
5 -	2:26.138	3.846	73.13	14:03:46.840
6 -	2:26.366	4.074	73.02	14:06:13.206
7 -	2:22.292 (1)		75.11	14:08:35.498

P14 170 Robert LEWIS				
LAP	LAP TIME	DIFF	MPH	TIME OF DAY
1 -	2:45.390	23.175	64.62	13:54:20.422
2 -	2:24.528	2.313	73.95	13:56:44.950
3 -	2:22.808 (3)	0.593	74.84	13:59:07.758
4 -	2:22.215 (1)		75.15	14:01:29.973
5 -	2:23.443	1.228	74.51	14:03:53.416
6 -	2:22.465 (2)	0.250	75.02	14:06:15.881
7 -	2:23.778	1.563	74.33	14:08:39.659

P15 128 SMITH / SMITH				
LAP	LAP TIME	DIFF	MPH	TIME OF DAY
1 -	2:36.902	13.192	68.11	13:54:11.934
2 -	2:26.376	2.666	73.01	13:56:38.310
3 -	2:27.290	3.580	72.56	13:59:05.600
4 -	2:25.412	1.702	73.50	14:01:31.012
5 -	2:24.016 (2)	0.306	74.21	14:03:55.028
6 -	2:23.710 (1)		74.37	14:06:18.738
7 -	2:24.896 (3)	1.186	73.76	14:08:43.634

P16 12 Tim SANDHU				
LAP	LAP TIME	DIFF	MPH	TIME OF DAY
1 -	2:33.665	10.098	69.55	13:54:08.697
2 -	2:28.722	5.155	71.86	13:56:37.419
3 -	2:24.834 (2)	1.267	73.79	13:59:02.253
4 -	2:25.539 (3)	1.972	73.43	14:01:27.792
5 -	2:26.063	2.496	73.17	14:03:53.855
6 -	2:23.567 (1)		74.44	14:06:17.422
7 -	2:27.099	3.532	72.65	14:08:44.521

P17 76 Kevan HADFIELD				
LAP	LAP TIME	DIFF	MPH	TIME OF DAY
1 -	2:35.771	11.613	68.61	13:54:10.803
2 -	2:25.310 (3)	1.152	73.55	13:56:36.113
3 -	2:25.519	1.361	73.44	13:59:01.632
4 -	2:26.386	2.228	73.01	14:01:28.018
5 -	2:28.125	3.967	72.15	14:03:56.143
6 -	2:24.775 (2)	0.617	73.82	14:06:20.918
7 -	2:24.158 (1)		74.14	14:08:45.076

DIFF = Difference To Personal Best Lap

P18 134 Jason STONE				
LAP	LAP TIME	DIFF	MPH	TIME OF DAY
1 -	2:38.221	13.402	67.55	13:54:13.253
2 -	2:26.652	1.833	72.88	13:56:39.905
3 -	2:26.616	1.797	72.89	13:59:06.521
4 -	2:24.819 (1)		73.80	14:01:31.340
5 -	2:25.361 (2)	0.542	73.52	14:03:56.701
6 -	2:26.095 (3)	1.276	73.15	14:06:22.796
7 -	2:35.668	10.849	68.65	14:08:58.464

P19 49 Piers WARWICK				
LAP	LAP TIME	DIFF	MPH	TIME OF DAY
1 -	2:43.224	19.769	65.48	13:54:18.256
2 -	2:30.610	7.155	70.96	13:56:48.866
3 -	2:28.148	4.693	72.14	13:59:17.014
4 -	2:26.600 (3)	3.145	72.90	14:01:43.614
5 -	2:23.455 (1)		74.50	14:04:07.069
6 -	2:27.168	3.713	72.62	14:06:34.237
7 -	2:26.226 (2)	2.771	73.09	14:09:00.463

P20 21 Mark HADFIELD				
LAP	LAP TIME	DIFF	MPH	TIME OF DAY
1 -	2:41.401	15.457	66.22	13:54:16.433
2 -	2:27.825	1.881	72.30	13:56:44.258
3 -	2:28.274	2.330	72.08	13:59:12.532
4 -	2:28.468	2.524	71.98	14:01:41.000
5 -	2:27.320 (3)	1.376	72.55	14:04:08.320
6 -	2:26.571 (2)	0.627	72.92	14:06:34.891
7 -	2:25.944 (1)		73.23	14:09:00.835

P21 30 Richard SANDERS				
LAP	LAP TIME	DIFF	MPH	TIME OF DAY
1 -	2:39.006	12.836	67.21	13:54:14.038
2 -	2:29.340	3.170	71.56	13:56:43.378
3 -	2:28.898	2.728	71.78	13:59:12.276
4 -	2:27.398 (3)	1.228	72.51	14:01:39.674
5 -	2:26.417 (2)	0.247	72.99	14:04:06.091
6 -	2:28.591	2.421	71.92	14:06:34.682
7 -	2:26.170 (1)		73.12	14:09:00.852

P22 6 Anton MARTIN				
LAP	LAP TIME	DIFF	MPH	TIME OF DAY
1 -	2:42.412	14.614	65.80	13:54:17.444
2 -	2:28.392 (2)	0.594	72.02	13:56:45.836
3 -	2:27.798 (1)		72.31	13:59:13.634
4 -	2:28.650 (3)	0.852	71.90	14:01:42.284
5 -	2:29.214	1.416	71.62	14:04:11.498
6 -	2:29.723	1.925	71.38	14:06:41.221
7 -	2:30.500	2.702	71.01	14:09:11.721

P23 112 Robert TINTO				
LAP	LAP TIME	DIFF	MPH	TIME OF DAY
1 -	2:58.723	11.226	59.80	13:54:33.755
2 -	2:47.583 (2)	0.086	63.77	13:57:21.338
3 -	2:52.251	4.754	62.04	14:00:13.589
4 -	2:51.466 (3)	3.969	62.33	14:03:05.055
5 -	2:47.497 (1)		63.81	14:05:52.552
6 -	2:53.108	5.611	61.74	14:08:45.660

BRSCC Race Weekend - Snetterton - 23rd/24th July 2022

Modified Ford Series

RACE 3 - LAP ANALYSIS

DIFF = Difference To Personal Best Lap

P24 29 Mike THURLEY				
LAP	LAP TIME	DIFF	MPH	TIME OF DAY
1 -	2:20.007	8.284	76.33	13:53:55.039
2 -	2:13.177	1.454	80.25	13:56:08.216
3 -	2:11.875 (2)	0.152	81.04	13:58:20.091
4 -	2:12.171 (3)	0.448	80.86	14:00:32.262
5 -	2:11.723 (1)		81.14	14:02:43.985
6 -	2:18.018	6.295	77.43	14:05:02.003
7 -	2:20.273	8.550	76.19	14:07:22.276

P25 59 Jack GADD				
LAP	LAP TIME	DIFF	MPH	TIME OF DAY
1 -	2:10.041	6.385	82.18	13:53:45.073
2 -	2:03.664 (2)	0.008	86.42	13:55:48.737
3 -	2:04.345 (3)	0.689	85.95	13:57:53.082
4 -	2:03.656 (1)		86.43	13:59:56.738
5 -	2:33.089	29.433	69.81	14:02:29.827

P26 89 Ben COCHRAN				
LAP	LAP TIME	DIFF	MPH	TIME OF DAY
1 -	3:01.382	25.816	58.92	13:54:36.414
2 -	2:40.859	5.293	66.44	13:57:17.273
3 -	2:35.566 (1)		68.70	13:59:52.839
4 -	2:36.000 (2)	0.434	68.51	14:02:28.839
5 -	2:38.090 (3)	2.524	67.60	14:05:06.929

P27 63 Lloyd JAMIESON				
LAP	LAP TIME	DIFF	MPH	TIME OF DAY
1 -	2:31.260	15.112	70.65	13:54:06.292
2 -	2:20.351 (3)	4.203	76.15	13:56:26.643
3 -	2:17.749 (2)	1.601	77.59	13:58:44.392
4 -	2:16.148 (1)		78.50	14:01:00.540

P28 191 Harry HARDY				
LAP	LAP TIME	DIFF	MPH	TIME OF DAY
1 -	2:36.770 (2)	9.683	68.17	13:54:11.802
2 -	2:27.087 (1)		72.66	13:56:38.889
3 -	2:39.042 (3)	11.955	67.20	13:59:17.931

P29 97 Justin FULLER				
LAP	LAP TIME	DIFF	MPH	TIME OF DAY
1 -	2:34.503 (1)		69.17	13:54:09.535

P30 13 Dave BARRETT				
LAP	LAP TIME	DIFF	MPH	TIME OF DAY
1 -	2:43.847 (1)		65.23	13:54:18.879

P31 110 Gurpreet SANDHU				
LAP	LAP TIME	DIFF	MPH	TIME OF DAY
1 -	2:45.528 (1)		64.56	13:54:20.560

BRSCC Race Weekend - Snetterton - 23rd/24th July 2022

Modified Ford Series

RACE 3 - STATISTICS

Competitors Started 31
Planned Start 2022-07-23 @ 13:50:00.000
Actual Start 2022-07-23 @ 13:51:35.031
Finish Time 2022-07-23 @ 14:07:54.492
Track Length 2.9689mi.
Total Laps 196
Total Distance Covered 581.9066mi.

Session Fastest Lap History

NO	CL	NAME	LAP TIME	TIME OF DAY	LAP	VEHICLE
95	A	Dave COCKELL	2:07.956	13:53:42.994	1	Ford Escort Cosworth
95	A	Dave COCKELL	2:03.271	13:55:46.264	2	Ford Escort Cosworth

Session Leader History

NO	CL	NAME	FROM LAP	LAPS LED	DISTANCE	VEHICLE
95	A	Dave COCKELL	1	8	23.75 miles	Ford Escort Cosworth

Flag History

TYPE	TIME OF DAY
GREEN	13:51:35.031
FINISH	14:07:54.492

Flag Statistics

TYPE	COUNT	TOTAL LAPS	TOTAL TIME
Green	1	8	21:14.649
Red	0	0	0.000
Safety Car	0	0	0.000
FCY	0	0	0.000

BRSCC Race Weekend - Snetterton - 23rd/24th July 2022

Modified Ford Series

RACE 3 - STATISTICS

CLASS : A

6 Starters

Fastest Lap History

NO	NAME	LAP TIME	TIME OF DAY	LAP	VEHICLE
95	Dave COCKELL	2:07.956	13:53:42.994	1	Ford Escort Cosworth
95	Dave COCKELL	2:03.271	13:55:46.264	2	Ford Escort Cosworth

Leader History

NO	NAME	FROM LAP	LAPS LED	DISTANCE	VEHICLE
95	Dave COCKELL	1	8	23.75 miles	Ford Escort Cosworth

BRSCC Race Weekend - Snetterton - 23rd/24th July 2022

Modified Ford Series

RACE 3 - STATISTICS

CLASS : B

10 Starters

Fastest Lap History

NO	NAME	LAP TIME	TIME OF DAY	LAP	VEHICLE
83	Neil JESSOP	2:15.314	13:53:50.353	1	Ford Escort MK2 Zakspeed
83	Neil JESSOP	2:09.887	13:56:00.242	2	Ford Escort MK2 Zakspeed
83	Neil JESSOP	2:09.647	14:09:05.886	8	Ford Escort MK2 Zakspeed

Leader History

NO	NAME	FROM LAP	LAPS LED	DISTANCE	VEHICLE
83	Neil JESSOP	1	8	23.75 miles	Ford Escort MK2 Zakspeed

BRSCC Race Weekend - Snetterton - 23rd/24th July 2022

Modified Ford Series

RACE 3 - STATISTICS

CLASS : C

8 Starters

Fastest Lap History

NO	NAME	LAP TIME	TIME OF DAY	LAP	VEHICLE
2	John EDWARDS-PARTON	2:27.342	13:54:02.385	1	Ford Fiesta XR2
2	John EDWARDS-PARTON	2:19.646	13:56:22.029	2	Ford Fiesta XR2
2	John EDWARDS-PARTON	2:18.299	13:58:40.334	3	Ford Fiesta XR2
2	John EDWARDS-PARTON	2:17.096	14:03:16.763	5	Ford Fiesta XR2

Leader History

NO	NAME	FROM LAP	LAPS LED	DISTANCE	VEHICLE
2	John EDWARDS-PARTON	1	7	20.78 miles	Ford Fiesta XR2

BRSCC Race Weekend - Snetterton - 23rd/24th July 2022

Modified Ford Series

RACE 3 - STATISTICS

CLASS : B+

4 Starters

Fastest Lap History

NO	NAME	LAP TIME	TIME OF DAY	LAP	VEHICLE
96	Nigel CRAIG	2:26.258	13:54:01.296	1	Ford Escort MK2
33	Paul NEVILL	2:11.229	13:56:14.210	2	Ford Escort MK2
33	Paul NEVILL	2:09.737	13:58:23.976	3	Ford Escort MK2
33	Paul NEVILL	2:08.067	14:00:32.015	4	Ford Escort MK2
33	Paul NEVILL	2:07.865	14:04:48.471	6	Ford Escort MK2

Leader History

NO	NAME	FROM LAP	LAPS LED	DISTANCE	VEHICLE
96	Nigel CRAIG	1	1	2.96 miles	Ford Escort MK2
33	Paul NEVILL	2	7	20.78 miles	Ford Escort MK2

BRSCC Race Weekend - Snetterton - 23rd/24th July 2022

Modified Ford Series

RACE 3 - STATISTICS

CLASS : SA

2 Starters

Fastest Lap History

NO	NAME	LAP TIME	TIME OF DAY	LAP	VEHICLE
111	Simon LIGHT	2:10.911	13:53:45.940	1	Ford Capri
111	Simon LIGHT	2:03.452	13:55:49.394	2	Ford Capri
111	Simon LIGHT	2:03.401	14:06:09.900	7	Ford Capri

Leader History

NO	NAME	FROM LAP	LAPS LED	DISTANCE	VEHICLE
111	Simon LIGHT	1	8	23.75 miles	Ford Capri

BRSCC Race Weekend - Snetterton - 23rd/24th July 2022

Modified Ford Series

RACE 3 - STATISTICS

CLASS : SB

1 Starters


Fastest Lap History

NO	NAME	LAP TIME	TIME OF DAY	LAP	VEHICLE
59	Jack GADD	2:10.041	13:53:45.073	1	Ford Escort MK1 RSR
59	Jack GADD	2:03.664	13:55:48.737	2	Ford Escort MK1 RSR
59	Jack GADD	2:03.656	13:59:56.738	4	Ford Escort MK1 RSR

Leader History

NO	NAME	FROM LAP	LAPS LED	DISTANCE	VEHICLE
59	Jack GADD	1	5	14.84 miles	Ford Escort MK1 RSR

Modified Ford Series**RACE 7 - GRID (15 minutes)**

ROW 18	35	711 John TURNER	
ROW 17	33	77 James ALLEN	34 260 AJ HOWE
ROW 16	31	110 Gurpreet SANDHU	32 58 Dave GADD
ROW 15	29	97 Justin FULLER	30 13 Dave BARRETT
ROW 14	27	63 Lloyd JAMIESON	28 191 Harry HARDY
ROW 13	25	59 Jack GADD	26 89 Ben COCHRAN
ROW 12	23	112 Robert TINTO	24 29 Mike THURLEY
ROW 11	21	30 Richard SANDERS	22 6 Anton MARTIN
ROW 10	19	49 Piers WARWICK	20 21 Mark HADFIELD
ROW 9	17	76 Kevan HADFIELD	18 134 Jason STONE
ROW 8	15	128 SMITH / SMITH	16 12 Tim SANDHU
ROW 7	13	14 Malcolm WISE	14 170 Robert LEWIS
ROW 6	11	2 John EDWARDS-PARTON	12 152 Caitlin MAY
ROW 5	9	5 Wayne CRABTREE	10 96 Nigel CRAIG
ROW 4	7	33 Paul NEVILL	8 57 Tony PAXMAN
ROW 3	5	87 Dave MATTHIAS	6 83 Neil JESSOP
ROW 2	3	3 Ashley SHELSWELL	4 45 Steve SCOTT-DUNWOODIE
ROW 1	1	95 Dave COCKELL	2 111 Simon LIGHT
Pole			
			

Snetterton 300: 2.9689 miles

These results are provisional until the conclusion of any judicial and technical matters.

Clerk Of Course : Tony Weatherley	Stewards :	Timekeeper : Lisa Sneider
-----------------------------------	------------	---------------------------

Results can be found at www.tsl-timing.com

Printed - 14:50 Saturday, 23 July 2022

Modified Ford Series

RACE 7 - CLASSIFICATION

POS	NO	CL	PIC NAME	ENTRY	LAPS	TIME	GAP	DIFF	MPH	BEST	ON
1	95	A	1 Dave COCKELL	Ford Escort Cosworth	8	16:44.724			85.10	1:58.566	3
2	111	SA	1 Simon LIGHT	Ford Capri	8	16:48.873	4.149	4.149	84.75	2:04.665	7
3	87	A	2 Dave MATTHIAS	Ford Sapphire Cosworth	8	17:18.509	33.785	29.636	82.33	2:06.574	2
4	33	B+	1 Paul NEVILL	Ford Escort MK2	8	17:20.638	35.914	2.129	82.16	2:08.642	7
5	3	A	3 Ashley SHELSWELL	Ford Sierra Xr4i	8	17:27.039	42.315	6.401	81.66	2:08.524	3
6	57	B	1 Tony PAXMAN	Ford Escort MK1	8	18:06.332	1:21.608	39.293	78.70	2:14.738	8
7	27	B	2 Martin REYNOLDS	Ford Ford Escort	8	18:14.309	1:29.585	7.977	78.13	2:12.495	7
8	29	B	3 Mike THURLEY	Ford Escort MK1 Zakspeed	8	18:16.417	1:31.693	2.108	77.98	2:12.392	4
9	5	B+	2 Wayne CRABTREE	Ford MK1 Escort	8	18:18.110	1:33.386	1.693	77.86	2:15.465	8
10	96	B+	3 Nigel CRAIG	Ford Escort MK2	8	18:46.620	2:01.896	28.510	75.89	2:18.613	7
11	152	B+	4 Caitlin MAY	Ford Fiesta MK7	8	18:47.655	2:02.931	1.035	75.82	2:16.029	8
12	2	C	1 John EDWARDS-PARTON	Ford Fiesta XR2	8	18:50.166	2:05.442	2.511	75.65	2:17.083	8
13	191	B	4 Harry HARDY	Ford Puma	8	18:52.132	2:07.408	1.966	75.52	2:17.936	8
14	14	A	4 Malcolm WISE	Ford Escort Cosworth	8	19:13.909	2:29.185	21.777	74.09	2:21.420	3
15	63	A	5 Lloyd JAMIESON	Ford Escort Cosworth	7	16:50.001	1 Lap	1 Lap	74.07	2:19.505	6
16	97	C	2 Justin FULLER	Ford Puma	7	16:51.930	1 Lap	1.929	73.93	2:18.434	6
17	170	B	5 Robert LEWIS	Ford Focus ST170	7	16:59.316	1 Lap	7.386	73.39	2:23.400	4
18	134	B	6 Jason STONE	Ford Fiesta ST150	7	17:04.138	1 Lap	4.822	73.05	2:24.300	4
19	12	B	7 Tim SANDHU	Ford Fiesta ST150	7	17:07.864	1 Lap	3.726	72.78	2:24.673	4
20	76	C	3 Kevan HADFIELD	Ford Puma	7	17:16.692	1 Lap	8.828	72.16	2:24.982	5
21	128	B	8 SMITH / SMITH	Ford Escort MK1	7	17:21.012	1 Lap	4.320	71.86	2:26.268	2
22	30	B	9 Richard SANDERS	Ford Fiesta ST150	7	17:27.707	1 Lap	6.695	71.40	2:27.174	5
23	21	C	4 Mark HADFIELD	Ford Puma	7	17:29.750	1 Lap	2.043	71.27	2:25.997	3
24	13	C	5 Dave BARRETT	Ford Fiesta MK4	7	17:37.282	1 Lap	7.532	70.76	2:27.232	3
25	6	C	6 Anton MARTIN	Ford Escort MK3 RS1600i	7	17:39.835	1 Lap	2.553	70.59	2:29.050	4
26	110	B	10 Gurpreet SANDHU	Ford Fiesta ST150	7	18:39.345	1 Lap	59.510	66.83	2:36.183	7
27	112	C	7 Robert TINTO	Ford Puma	6	17:13.703	2 Laps	1 Lap	62.03	2:48.061	2

NOT CLASSIFIED

DNF	45	A	Steve SCOTT-DUNWOODIE	Ford Sierra Cosworth RS500	3	6:25.027	5 Laps	3 Laps	83.27	2:06.193	2
DNF	58	B+	Dave GADD	Ford Escort MK1	1	2:41.236	7 Laps	2 Laps	66.28	2:41.236	1
DNF	59	SB	Jack GADD	Ford Escort MK1 RSR	1	3:21.772	7 Laps	40.536	52.97		

FASTEST LAP

95	A	Dave COCKELL	Ford Escort Cosworth	3	1:58.566	90.14 mph	145.07 kph
111	SA	Simon LIGHT	Ford Capri	7	2:04.665	85.73 mph	137.97 kph
33	B+	Paul NEVILL	Ford Escort MK2	7	2:08.642	83.08 mph	133.71 kph
29	B	Mike THURLEY	Ford Escort MK1 Zakspeed	4	2:12.392	80.73 mph	129.92 kph
2	C	John EDWARDS-PARTON	Ford Fiesta XR2	8	2:17.083	77.96 mph	125.47 kph

Weather / Track : Cloudy / Dry

These results are provisional until the conclusion of any judicial and technical matters.

Race Distance: 8 Laps / 23.75 miles

Snetterton 300: 2.9689 miles

Date: 24/07/2022 Start: 11:31 Finish: 11:48

Clerk Of Course : Tony Weatherley	Stewards :	Timekeeper : Lisa Sneader
-----------------------------------	------------	---------------------------

Results can be found at www.tsl-timing.com

Printed - 11:52 Sunday, 24 July 2022

BRSCC Race Weekend - Snetterton - 23rd/24th July 2022

Modified Ford Series

RACE 7 - LAP CHART

LAP 1 @ 11:33:40.195			LAP 2 @ 11:35:43.712			LAP 3 @ 11:37:42.278			LAP 4 @ 11:39:48.442			LAP 5 @ 11:41:55.360		
NO	BEHIND	LAP TIME	NO	BEHIND	LAP TIME	NO	BEHIND	LAP TIME	NO	BEHIND	LAP TIME	NO	BEHIND	LAP TIME
95		2:06.971	95		2:03.517	95		1:58.566	95		2:06.164	95		2:06.918
111	0.823	2:07.794	111	2.652	2:05.346	111	8.900	2:04.814	111	8.472	2:05.736	111	7.530	2:05.976
45	4.756	2:11.727	45	7.432	2:06.193	45	15.973	2:07.107	87	20.136	2:08.473	110	1 Lap	2:38.197
87	6.660	2:13.631	87	9.717	2:06.574	87	17.827	2:06.676	112	1 Lap	2:53.396	87	24.523	2:11.305
3	6.811	2:13.782	3	12.523	2:09.229	3	22.481	2:08.524	3	26.544	2:10.227	3	30.383	2:10.757
33	8.101	2:15.072	33	13.664	2:09.080	33	23.798	2:08.700	33	27.788	2:10.154	33	31.045	2:10.175
57	11.170	2:18.141	57	22.774	2:15.121	57	39.214	2:15.006	57	49.813	2:16.763	29	57.453	2:13.219
5	12.670	2:19.641	5	26.330	2:17.177	5	44.602	2:16.838	29	51.152	2:12.392	57	58.210	2:15.315
14	17.823	2:24.794	29	30.800	2:15.560	29	44.924	2:12.690	5	56.559	2:18.121	112	1 Lap	2:50.907
96	18.375	2:25.346	14	36.175	2:21.869	96	57.923	2:20.111	27	1:06.823	2:13.767	5	1:07.765	2:18.124
29	18.757	2:25.728	96	36.378	2:21.520	14	59.029	2:21.420	96	1:11.495	2:19.736	27	1:13.847	2:13.942
2	20.338	2:27.309	152	37.449	2:19.989	27	59.220	2:17.772	2	1:14.528	2:19.775	96	1:27.039	2:22.462
152	20.977	2:27.948	2	37.962	2:21.141	152	1:00.493	2:21.610	14	1:14.801	2:21.936	14	1:29.520	2:21.637
170	25.480	2:32.451	27	40.014	2:15.721	2	1:00.917	2:21.521	152	1:17.511	2:23.182	2	1:31.000	2:23.390
134	25.652	2:32.623	191	44.547	2:21.486	191	1:04.716	2:18.735	191	1:18.545	2:19.993	191	1:32.017	2:20.390
191	26.578	2:33.549	170	46.810	2:24.847	170	1:13.933	2:25.689	170	1:31.169	2:23.400	152	1:33.493	2:22.900
12	26.641	2:33.612	134	47.892	2:25.757	134	1:15.582	2:26.256	63	1:32.902	2:20.995	63	1:46.343	2:20.359
27	27.810	2:34.781	12	48.903	2:25.778	12	1:16.259	2:25.922	134	1:33.718	2:24.300	170	1:48.185	2:23.934
128	28.927	2:35.898	63	51.334	2:23.694	97	1:18.049	2:23.219	12	1:34.769	2:24.673	97	1:49.743	2:20.952
30	30.195	2:37.166	128	51.678	2:26.268	63	1:18.071	2:25.303	97	1:35.709	2:23.824	134	1:52.663	2:25.863
76	30.221	2:37.192	76	53.212	2:26.508	128	1:21.145	2:28.033	128	1:43.604	2:28.623	12	1:53.132	2:25.281
63	31.157	2:38.128	97	53.396	2:23.593	76	1:22.433	2:27.787	76	1:44.107	2:27.838	76	2:02.171	2:24.982
97	33.320	2:40.291	30	56.111	2:29.433	30	1:25.083	2:27.538	21	1:46.325	2:27.301	128	2:04.578	2:27.892
21	33.575	2:40.546	21	57.757	2:27.698	21	1:25.188	2:25.997	30	1:47.377	2:28.458	21	2:07.028	2:27.621
6	33.731	2:40.702	6	59.901	2:29.687	13	1:30.097	2:27.232	13	1:51.692	2:27.759	30	2:07.633	2:27.174
58	34.265	2:41.236	13	1:01.431	2:29.223	6	1:31.605	2:30.270	6	1:54.491	2:29.050			
13	35.725	2:42.696	110	1:18.488	2:39.292	110	1:59.187	2:39.265						
110	42.713	2:49.684	112	1:34.848	2:48.061									
112	50.304	2:57.275												
59	1:14.801	3:21.772 P												

BRSCC Race Weekend - Snetterton - 23rd/24th July 2022

Modified Ford Series

RACE 7 - LAP CHART

LAP 6 @ 11:44:04.159			LAP 7 @ 11:46:12.034			LAP 8 @ 11:48:17.948		
NO	BEHIND	LAP TIME	NO	BEHIND	LAP TIME	NO	BEHIND	LAP TIME
95		2:08.799	95		2:07.875	95		2:05.914
111	5.932	2:07.201	134	1 Lap	2:24.727	111	4.149	2:07.341
13	1 Lap	2:30.794	111	2.722	2:04.665	63	1 Lap	2:22.017
6	1 Lap	2:29.601	12	1 Lap	2:26.922	97	1 Lap	2:21.617
87	25.583	2:09.859	76	1 Lap	2:25.732	170	1 Lap	2:25.519
3	30.314	2:08.730	128	1 Lap	2:27.960	134	1 Lap	2:24.612
33	31.272	2:09.026	21	1 Lap	2:29.152	12	1 Lap	2:25.674
110	1 Lap	2:38.936	30	1 Lap	2:29.006	112	2 Laps	2:50.433
57	1:04.344	2:14.933	87	28.257	2:10.549	76	1 Lap	2:26.653
29	1:09.059	2:20.405	13	1 Lap	2:30.109	87	33.785	2:11.442
5	1:15.919	2:16.953	6	1 Lap	2:30.398	33	35.914	2:09.789
27	1:18.225	2:13.177	33	32.039	2:08.642	128	1 Lap	2:26.338
96	1:37.533	2:19.293	3	36.813	2:14.374	3	42.315	2:11.416
2	1:42.234	2:20.033	57	1:12.784	2:16.315	30	1 Lap	2:28.932
152	1:43.335	2:18.641	29	1:20.155	2:18.971	21	1 Lap	2:31.433
191	1:44.810	2:21.592	27	1:22.845	2:12.495	13	1 Lap	2:29.469
14	1:45.801	2:25.080	5	1:23.835	2:15.791	6	1 Lap	2:30.127
112	1 Lap	2:53.631	110	1 Lap	2:37.788	57	1:21.608	2:14.738
63	1:57.049	2:19.505	96	1:48.271	2:18.613	27	1:29.585	2:12.654
97	1:59.378	2:18.434	152	1:52.816	2:17.356	29	1:31.693	2:17.452
170	2:02.862	2:23.476	2	1:54.273	2:19.914	5	1:33.386	2:15.465
			191	1:55.386	2:18.451	110	1 Lap	2:36.183
			14	2:03.072	2:25.146	96	2:01.896	2:19.539
						152	2:02.931	2:16.029
						2	2:05.442	2:17.083
						191	2:07.408	2:17.936
						14	2:29.185	2:32.027

BRSCC Race Weekend - Snetterton - 23rd/24th July 2022

Modified Ford Series

RACE 7 - LAP ANALYSIS

DIFF = Difference To Personal Best Lap

P1 95 Dave COCKELL				
LAP	LAP TIME	DIFF	MPH	TIME OF DAY
1 -	2:06.971	8.405	84.17	11:33:40.195
2 -	2:03.517 (2)	4.951	86.53	11:35:43.712
3 -	1:58.566 (1)		90.14	11:37:42.278
4 -	2:06.164	7.598	84.71	11:39:48.442
5 -	2:06.918	8.352	84.21	11:41:55.360
6 -	2:08.799	10.233	82.98	11:44:04.159
7 -	2:07.875	9.309	83.58	11:46:12.034
8 -	2:05.914 (3)	7.348	84.88	11:48:17.948

P2 111 Simon LIGHT				
LAP	LAP TIME	DIFF	MPH	TIME OF DAY
1 -	2:07.794	3.129	83.63	11:33:41.018
2 -	2:05.346 (3)	0.681	85.26	11:35:46.364
3 -	2:04.814 (2)	0.149	85.63	11:37:51.178
4 -	2:05.736	1.071	85.00	11:39:56.914
5 -	2:05.976	1.311	84.84	11:42:02.890
6 -	2:07.201	2.536	84.02	11:44:10.091
7 -	2:04.665 (1)		85.73	11:46:14.756
8 -	2:07.341	2.676	83.93	11:48:22.097

P3 87 Dave MATTHIAS				
LAP	LAP TIME	DIFF	MPH	TIME OF DAY
1 -	2:13.631	7.057	79.98	11:33:46.855
2 -	2:06.574 (1)		84.44	11:35:53.429
3 -	2:06.676 (2)	0.102	84.37	11:38:00.105
4 -	2:08.473 (3)	1.899	83.19	11:40:08.578
5 -	2:11.305	4.731	81.39	11:42:19.883
6 -	2:09.859	3.285	82.30	11:44:29.742
7 -	2:10.549	3.975	81.87	11:46:40.291
8 -	2:11.442	4.868	81.31	11:48:51.733

P4 33 Paul NEVILL				
LAP	LAP TIME	DIFF	MPH	TIME OF DAY
1 -	2:15.072	6.430	79.12	11:33:48.296
2 -	2:09.080	0.438	82.80	11:35:57.376
3 -	2:08.700 (2)	0.058	83.04	11:38:06.076
4 -	2:10.154	1.512	82.11	11:40:16.230
5 -	2:10.175	1.533	82.10	11:42:26.405
6 -	2:09.026 (3)	0.384	82.83	11:44:35.431
7 -	2:08.642 (1)		83.08	11:46:44.073
8 -	2:09.789	1.147	82.34	11:48:53.862

P5 3 Ashley SHELSWELL				
LAP	LAP TIME	DIFF	MPH	TIME OF DAY
1 -	2:13.782	5.258	79.89	11:33:47.006
2 -	2:09.229 (3)	0.705	82.70	11:35:56.235
3 -	2:08.524 (1)		83.16	11:38:04.759
4 -	2:10.227	1.703	82.07	11:40:14.986
5 -	2:10.757	2.233	81.74	11:42:25.743
6 -	2:08.730 (2)	0.206	83.02	11:44:34.473
7 -	2:14.374	5.850	79.53	11:46:48.847
8 -	2:11.416	2.892	81.33	11:49:00.263

P6 57 Tony PAXMAN				
LAP	LAP TIME	DIFF	MPH	TIME OF DAY
1 -	2:18.141	3.403	77.37	11:33:51.365
2 -	2:15.121	0.383	79.10	11:36:06.486
3 -	2:15.006 (3)	0.268	79.16	11:38:21.492

DIFF = Difference To Personal Best Lap

4 -	2:16.763	2.025	78.15	11:40:38.255
5 -	2:15.315	0.577	78.98	11:42:53.570
6 -	2:14.933 (2)	0.195	79.21	11:45:08.503
7 -	2:16.315	1.577	78.40	11:47:24.818
8 -	2:14.738 (1)		79.32	11:49:39.556

P7 27 Martin REYNOLDS				
LAP	LAP TIME	DIFF	MPH	TIME OF DAY
1 -	2:34.781	22.286	69.05	11:34:08.005
2 -	2:15.721	3.226	78.75	11:36:23.726
3 -	2:17.772	5.277	77.57	11:38:41.498
4 -	2:13.767	1.272	79.90	11:40:55.265
5 -	2:13.942	1.447	79.79	11:43:09.207
6 -	2:13.177 (3)	0.682	80.25	11:45:22.384
7 -	2:12.495 (1)		80.66	11:47:34.879
8 -	2:12.654 (2)	0.159	80.57	11:49:47.533

P8 29 Mike THURLEY				
LAP	LAP TIME	DIFF	MPH	TIME OF DAY
1 -	2:25.728	13.336	73.34	11:33:58.952
2 -	2:15.560	3.168	78.84	11:36:14.512
3 -	2:12.690 (2)	0.298	80.54	11:38:27.202
4 -	2:12.392 (1)		80.73	11:40:39.594
5 -	2:13.219 (3)	0.827	80.22	11:42:52.813
6 -	2:20.405	8.013	76.12	11:45:13.218
7 -	2:18.971	6.579	76.90	11:47:32.189
8 -	2:17.452	5.060	77.75	11:49:49.641

P9 5 Wayne CRABTREE				
LAP	LAP TIME	DIFF	MPH	TIME OF DAY
1 -	2:19.641	4.176	76.53	11:33:52.865
2 -	2:17.177	1.712	77.91	11:36:10.042
3 -	2:16.838 (3)	1.373	78.10	11:38:26.880
4 -	2:18.121	2.656	77.38	11:40:45.001
5 -	2:18.124	2.659	77.38	11:43:03.125
6 -	2:16.953	1.488	78.04	11:45:20.078
7 -	2:15.791 (2)	0.326	78.70	11:47:35.869
8 -	2:15.465 (1)		78.89	11:49:51.334

P10 96 Nigel CRAIG				
LAP	LAP TIME	DIFF	MPH	TIME OF DAY
1 -	2:25.346	6.733	73.53	11:33:58.570
2 -	2:21.520	2.907	75.52	11:36:20.090
3 -	2:20.111	1.498	76.28	11:38:40.201
4 -	2:19.736	1.123	76.48	11:40:59.937
5 -	2:22.462	3.849	75.02	11:43:22.399
6 -	2:19.293 (2)	0.680	76.73	11:45:41.692
7 -	2:18.613 (1)		77.10	11:48:00.305
8 -	2:19.539 (3)	0.926	76.59	11:50:19.844

P11 152 Caitlin MAY				
LAP	LAP TIME	DIFF	MPH	TIME OF DAY
1 -	2:27.948	11.919	72.24	11:34:01.172
2 -	2:19.989	3.960	76.34	11:36:21.161
3 -	2:21.610	5.581	75.47	11:38:42.771
4 -	2:23.182	7.153	74.64	11:41:05.953
5 -	2:22.900	6.871	74.79	11:43:28.853
6 -	2:18.641 (3)	2.612	77.09	11:45:47.494
7 -	2:17.356 (2)	1.327	77.81	11:48:04.850
8 -	2:16.029 (1)		78.57	11:50:20.879

BRSCC Race Weekend - Snetterton - 23rd/24th July 2022

Modified Ford Series

RACE 7 - LAP ANALYSIS

DIFF = Difference To Personal Best Lap

P12 2 John EDWARDS-PARTON				
LAP	LAP TIME	DIFF	MPH	TIME OF DAY
1 -	2:27.309	10.226	72.55	11:34:00.533
2 -	2:21.141	4.058	75.72	11:36:21.674
3 -	2:21.521	4.438	75.52	11:38:43.195
4 -	2:19.775 (2)	2.692	76.46	11:41:02.970
5 -	2:23.390	6.307	74.53	11:43:26.360
6 -	2:20.033	2.950	76.32	11:45:46.393
7 -	2:19.914 (3)	2.831	76.39	11:48:06.307
8 -	2:17.083 (1)		77.96	11:50:23.390

P13 191 Harry HARDY				
LAP	LAP TIME	DIFF	MPH	TIME OF DAY
1 -	2:33.549	15.613	69.60	11:34:06.773
2 -	2:21.486	3.550	75.54	11:36:28.259
3 -	2:18.735 (3)	0.799	77.03	11:38:46.994
4 -	2:19.993	2.057	76.34	11:41:06.987
5 -	2:20.390	2.454	76.13	11:43:27.377
6 -	2:21.592	3.656	75.48	11:45:48.969
7 -	2:18.451 (2)	0.515	77.19	11:48:07.420
8 -	2:17.936 (1)		77.48	11:50:25.356

P14 14 Malcolm WISE				
LAP	LAP TIME	DIFF	MPH	TIME OF DAY
1 -	2:24.794	3.374	73.81	11:33:58.018
2 -	2:21.869 (3)	0.449	75.33	11:36:19.887
3 -	2:21.420 (1)		75.57	11:38:41.307
4 -	2:21.936	0.516	75.30	11:41:03.243
5 -	2:21.637 (2)	0.217	75.46	11:43:24.880
6 -	2:25.080	3.660	73.67	11:45:49.960
7 -	2:25.146	3.726	73.63	11:48:15.106
8 -	2:32.027	10.607	70.30	11:50:47.133

P15 63 Lloyd JAMIESON				
LAP	LAP TIME	DIFF	MPH	TIME OF DAY
1 -	2:38.128	18.623	67.59	11:34:11.352
2 -	2:23.694	4.189	74.38	11:36:35.046
3 -	2:25.303	5.798	73.55	11:39:00.349
4 -	2:20.995 (3)	1.490	75.80	11:41:21.344
5 -	2:20.359 (2)	0.854	76.14	11:43:41.703
6 -	2:19.505 (1)		76.61	11:46:01.208
7 -	2:22.017	2.512	75.25	11:48:23.225

P16 97 Justin FULLER				
LAP	LAP TIME	DIFF	MPH	TIME OF DAY
1 -	2:40.291	21.857	66.67	11:34:13.515
2 -	2:23.593	5.159	74.43	11:36:37.108
3 -	2:23.219	4.785	74.62	11:39:00.327
4 -	2:23.824	5.390	74.31	11:41:24.151
5 -	2:20.952 (2)	2.518	75.82	11:43:45.103
6 -	2:18.434 (1)		77.20	11:46:03.537
7 -	2:21.617 (3)	3.183	75.47	11:48:25.154

P17 170 Robert LEWIS				
LAP	LAP TIME	DIFF	MPH	TIME OF DAY
1 -	2:32.451	9.051	70.10	11:34:05.675
2 -	2:24.847	1.447	73.78	11:36:30.522
3 -	2:25.689	2.289	73.36	11:38:56.211
4 -	2:23.400 (1)		74.53	11:41:19.611
5 -	2:23.934 (3)	0.534	74.25	11:43:43.545

DIFF = Difference To Personal Best Lap

6 -	2:23.476 (2)	0.076	74.49	11:46:07.021
7 -	2:25.519	2.119	73.44	11:48:32.540

P18 134 Jason STONE				
LAP	LAP TIME	DIFF	MPH	TIME OF DAY
1 -	2:32.623	8.323	70.02	11:34:05.847
2 -	2:25.757	1.457	73.32	11:36:31.604
3 -	2:26.256	1.956	73.07	11:38:57.860
4 -	2:24.300 (1)		74.06	11:41:22.160
5 -	2:25.863	1.563	73.27	11:43:48.023
6 -	2:24.727 (3)	0.427	73.84	11:46:12.750
7 -	2:24.612 (2)	0.312	73.90	11:48:37.362

P19 12 Tim SANDHU				
LAP	LAP TIME	DIFF	MPH	TIME OF DAY
1 -	2:33.612	8.939	69.57	11:34:06.836
2 -	2:25.778	1.104	73.31	11:36:32.615
3 -	2:25.922	1.248	73.24	11:38:58.537
4 -	2:24.673 (1)		73.87	11:41:23.211
5 -	2:25.281 (2)	0.607	73.56	11:43:48.492
6 -	2:26.922	2.248	72.74	11:46:15.414
7 -	2:25.674 (3)	1.000	73.36	11:48:41.088

P20 76 Kevan HADFIELD				
LAP	LAP TIME	DIFF	MPH	TIME OF DAY
1 -	2:37.192	12.210	67.99	11:34:10.416
2 -	2:26.508 (3)	1.526	72.95	11:36:36.924
3 -	2:27.787	2.805	72.32	11:39:04.711
4 -	2:27.838	2.856	72.29	11:41:32.549
5 -	2:24.982 (1)		73.72	11:43:57.531
6 -	2:25.732 (2)	0.750	73.34	11:46:23.263
7 -	2:26.653	1.671	72.88	11:48:49.916

P21 128 SMITH / SMITH				
LAP	LAP TIME	DIFF	MPH	TIME OF DAY
1 -	2:35.898	9.630	68.55	11:34:09.122
2 -	2:26.268 (1)		73.07	11:36:35.390
3 -	2:28.033	1.765	72.20	11:39:03.423
4 -	2:28.623	2.355	71.91	11:41:32.046
5 -	2:27.892 (3)	1.624	72.26	11:43:59.938
6 -	2:27.960	1.692	72.23	11:46:27.898
7 -	2:26.338 (2)	0.070	73.03	11:48:54.236

P22 30 Richard SANDERS				
LAP	LAP TIME	DIFF	MPH	TIME OF DAY
1 -	2:37.166	9.992	68.00	11:34:10.390
2 -	2:29.433	2.259	71.52	11:36:39.823
3 -	2:27.538 (2)	0.364	72.44	11:39:07.361
4 -	2:28.458 (3)	1.284	71.99	11:41:35.819
5 -	2:27.174 (1)		72.62	11:44:02.993
6 -	2:29.006	1.832	71.72	11:46:31.999
7 -	2:28.932	1.758	71.76	11:49:00.931

P23 21 Mark HADFIELD				
LAP	LAP TIME	DIFF	MPH	TIME OF DAY
1 -	2:40.546	14.549	66.57	11:34:13.770
2 -	2:27.698	1.701	72.36	11:36:41.469
3 -	2:25.997 (1)		73.20	11:39:07.466
4 -	2:27.301 (2)	1.304	72.55	11:41:34.767
5 -	2:27.621 (3)	1.624	72.40	11:44:02.388

BRSCC Race Weekend - Snetterton - 23rd/24th July 2022

Modified Ford Series

RACE 7 - LAP ANALYSIS

DIFF = Difference To Personal Best Lap

6 -	2:29.152	3.155	71.65	11:46:31.541
7 -	2:31.433	5.436	70.57	11:49:02.974

P24 13 Dave BARRETT				
LAP	LAP TIME	DIFF	MPH	TIME OF DAY
1 -	2:42.696	15.464	65.69	11:34:15.920
2 -	2:29.223 (3)	1.991	71.62	11:36:45.143
3 -	2:27.232 (1)		72.59	11:39:12.375
4 -	2:27.759 (2)	0.527	72.33	11:41:40.134
5 -	2:30.794	3.562	70.87	11:44:10.928
6 -	2:30.109	2.877	71.20	11:46:41.037
7 -	2:29.469	2.237	71.50	11:49:10.506

P25 6 Anton MARTIN				
LAP	LAP TIME	DIFF	MPH	TIME OF DAY
1 -	2:40.702	11.652	66.50	11:34:13.926
2 -	2:29.687 (3)	0.637	71.40	11:36:43.613
3 -	2:30.270	1.220	71.12	11:39:13.883
4 -	2:29.050 (1)		71.70	11:41:42.933
5 -	2:29.601 (2)	0.551	71.44	11:44:12.534
6 -	2:30.398	1.348	71.06	11:46:42.932
7 -	2:30.127	1.077	71.19	11:49:13.059

P26 110 Gurpreet SANDHU				
LAP	LAP TIME	DIFF	MPH	TIME OF DAY
1 -	2:49.684	13.501	62.98	11:34:22.908
2 -	2:39.292	3.109	67.09	11:37:02.200
3 -	2:39.265	3.082	67.10	11:39:41.465
4 -	2:38.197 (3)	2.014	67.56	11:42:19.662
5 -	2:38.936	2.753	67.24	11:44:58.598
6 -	2:37.788 (2)	1.605	67.73	11:47:36.386
7 -	2:36.183 (1)		68.43	11:50:12.569

P27 112 Robert TINTO				
LAP	LAP TIME	DIFF	MPH	TIME OF DAY
1 -	2:57.275	9.214	60.29	11:34:30.499
2 -	2:48.061 (1)		63.59	11:37:18.560
3 -	2:53.396	5.335	61.63	11:40:11.956
4 -	2:50.907 (3)	2.846	62.53	11:43:02.863
5 -	2:53.631	5.570	61.55	11:45:56.494
6 -	2:50.433 (2)	2.372	62.71	11:48:46.927

P28 45 Steve SCOTT-DUNWOODIE				
LAP	LAP TIME	DIFF	MPH	TIME OF DAY
1 -	2:11.727 (3)	5.534	81.13	11:33:44.951
2 -	2:06.193 (1)		84.69	11:35:51.144
3 -	2:07.107 (2)	0.914	84.08	11:37:58.251

P29 58 Dave GADD				
LAP	LAP TIME	DIFF	MPH	TIME OF DAY
1 -	2:41.236 (1)		66.28	11:34:14.460

P30 59 Jack GADD				
LAP	LAP TIME	DIFF	MPH	TIME OF DAY
1 -	3:21.772 P		52.97	11:34:54.996

BRSCC Race Weekend - Snetterton - 23rd/24th July 2022

Modified Ford Series

RACE 7 - STATISTICS

Competitors Started 30
Planned Start 2022-07-24 @ 11:25:00.000
Actual Start 2022-07-24 @ 11:31:33.223
Finish Time 2022-07-24 @ 11:48:17.947
Track Length 2.9689mi.
Total Laps 207
Total Distance Covered 614.5646mi.

Session Fastest Lap History

NO	CL	NAME	LAP TIME	TIME OF DAY	LAP	VEHICLE
95	A	Dave COCKELL	2:06.971	11:33:40.201	1	Ford Escort Cosworth
95	A	Dave COCKELL	2:03.517	11:35:43.717	2	Ford Escort Cosworth
95	A	Dave COCKELL	1:58.566	11:37:42.284	3	Ford Escort Cosworth

Session Leader History

NO	CL	NAME	FROM LAP	LAPS LED	DISTANCE	VEHICLE
95	A	Dave COCKELL	1	8	23.75 miles	Ford Escort Cosworth

Flag History

TYPE	TIME OF DAY
GREEN	11:31:33.223
FINISH	11:48:17.947

Flag Statistics

TYPE	COUNT	TOTAL LAPS	TOTAL TIME
Green	1	8	19:59.613
Red	0	0	0.000
Safety Car	0	0	0.000
FCY	0	0	0.000

BRSCC Race Weekend - Snetterton - 23rd/24th July 2022

Modified Ford Series

RACE 7 - STATISTICS

CLASS : A

6 Starters

Fastest Lap History

NO	NAME	LAP TIME	TIME OF DAY	LAP	VEHICLE
95	Dave COCKELL	2:06.971	11:33:40.201	1	Ford Escort Cosworth
95	Dave COCKELL	2:03.517	11:35:43.717	2	Ford Escort Cosworth
95	Dave COCKELL	1:58.566	11:37:42.284	3	Ford Escort Cosworth

Leader History

NO	NAME	FROM LAP	LAPS LED	DISTANCE	VEHICLE
95	Dave COCKELL	1	8	23.75 miles	Ford Escort Cosworth

BRSCC Race Weekend - Snetterton - 23rd/24th July 2022

Modified Ford Series

RACE 7 - STATISTICS

CLASS : B

10 Starters

Fastest Lap History

NO	NAME	LAP TIME	TIME OF DAY	LAP	VEHICLE
57	Tony PAXMAN	2:18.141	11:33:51.379	1	Ford Escort MK1
57	Tony PAXMAN	2:15.121	11:36:06.500	2	Ford Escort MK1
57	Tony PAXMAN	2:15.006	11:38:21.505	3	Ford Escort MK1
29	Mike THURLEY	2:12.690	11:38:27.202	3	Ford Escort MK1 Zakspeed
29	Mike THURLEY	2:12.392	11:40:39.594	4	Ford Escort MK1 Zakspeed

Leader History

NO	NAME	FROM LAP	LAPS LED	DISTANCE	VEHICLE
57	Tony PAXMAN	1	4	11.87 miles	Ford Escort MK1
29	Mike THURLEY	5	1	2.96 miles	Ford Escort MK1 Zakspeed
57	Tony PAXMAN	6	3	8.90 miles	Ford Escort MK1

BRSCC Race Weekend - Snetterton - 23rd/24th July 2022

Modified Ford Series

RACE 7 - STATISTICS

CLASS : C

7 Starters

Fastest Lap History

NO	NAME	LAP TIME	TIME OF DAY	LAP	VEHICLE
2	John EDWARDS-PARTON	2:27.309	11:34:00.541	1	Ford Fiesta XR2
2	John EDWARDS-PARTON	2:21.141	11:36:21.688	2	Ford Fiesta XR2
2	John EDWARDS-PARTON	2:19.775	11:41:02.982	4	Ford Fiesta XR2
97	Justin FULLER	2:18.434	11:46:03.542	6	Ford Puma
2	John EDWARDS-PARTON	2:17.083	11:50:23.405	8	Ford Fiesta XR2

Leader History

NO	NAME	FROM LAP	LAPS LED	DISTANCE	VEHICLE
2	John EDWARDS-PARTON	1	8	23.75 miles	Ford Fiesta XR2

BRSCC Race Weekend - Snetterton - 23rd/24th July 2022

Modified Ford Series

RACE 7 - STATISTICS

CLASS : B+

5 Starters

Fastest Lap History

NO	NAME	LAP TIME	TIME OF DAY	LAP	VEHICLE
33	Paul NEVILL	2:15.072	11:33:48.285	1	Ford Escort MK2
33	Paul NEVILL	2:09.080	11:35:57.364	2	Ford Escort MK2
33	Paul NEVILL	2:08.700	11:38:06.064	3	Ford Escort MK2
33	Paul NEVILL	2:08.642	11:46:44.061	7	Ford Escort MK2

Leader History

NO	NAME	FROM LAP	LAPS LED	DISTANCE	VEHICLE
33	Paul NEVILL	1	8	23.75 miles	Ford Escort MK2

BRSCC Race Weekend - Snetterton - 23rd/24th July 2022

Modified Ford Series

RACE 7 - STATISTICS

CLASS : SA

1 Starters

Fastest Lap History

NO	NAME	LAP TIME	TIME OF DAY	LAP	VEHICLE
111	Simon LIGHT	2:07.794	11:33:41.016	1	Ford Capri
111	Simon LIGHT	2:05.346	11:35:46.363	2	Ford Capri
111	Simon LIGHT	2:04.814	11:37:51.176	3	Ford Capri
111	Simon LIGHT	2:04.665	11:46:14.755	7	Ford Capri

Leader History

NO	NAME	FROM LAP	LAPS LED	DISTANCE	VEHICLE
111	Simon LIGHT	1	8	23.75 miles	Ford Capri

BRSCC Race Weekend - Snetterton - 23rd/24th July 2022

Modified Ford Series

RACE 7 - STATISTICS


CLASS : SB

1 Starters

Leader History

NO	NAME	FROM LAP	LAPS LED	DISTANCE	VEHICLE
59	Jack GADD	1	1	2.96 miles	Ford Escort MK1 RSR

Modified Ford Series**RACE 12 - GRID (15 minutes) - AMENDED**

ROW 14	27	59 Jack GADD	28	89 Ben COCHRAN
ROW 13	25	112 Robert TINTO	26	58 Dave GADD
ROW 12	23	6 Anton MARTIN	24	110 Gurpreet SANDHU
ROW 11	21	21 Mark HADFIELD	22	13 Dave BARRETT
ROW 10	19	128 SMITH / SMITH	20	30 Richard SANDERS
ROW 9	17	12 Tim SANDHU	18	76 Kevan HADFIELD
ROW 8	15	170 Robert LEWIS	16	134 Jason STONE
ROW 7	13	63 Lloyd JAMIESON	14	97 Justin FULLER
ROW 6	11	191 Harry HARDY	12	14 Malcolm WISE
ROW 5	9	96 Nigel CRAIG	10	2 John EDWARDS-PARTON
ROW 4	7	29 Mike THURLEY	8	5 Wayne CRABTREE
ROW 3	5	57 Tony PAXMAN	6	27 Martin REYNOLDS
ROW 2	3	33 Paul NEVILL	4	3 Ashley SHELSWELL
ROW 1	1	95 Dave COCKELL	2	111 Simon LIGHT
Pole				
				

Withdrawn - 45, 49, 77, 83, 87, 152, 711

Snetterton 300: 2.9689 miles

These results are provisional until the conclusion of any judicial and technical matters.

Clerk Of Course : Tony Weatherley	Stewards :	Timekeeper : Lisa Sneider
-----------------------------------	------------	---------------------------

Results can be found at www.tsl-timing.com

Printed - 14:55 Sunday, 24 July 2022

Modified Ford Series

RACE 12 - CLASSIFICATION

POS	NO	CL	PIC NAME	ENTRY	LAPS	TIME	GAP	DIFF	MPH	BEST	ON
1	95	A	1 Dave COCKELL	Ford Escort Cosworth	7	15:04.151			82.74	2:04.622	2
2	33	B+	1 Paul NEVILL	Ford Escort MK2	7	15:13.054	8.903	8.903	81.94	2:08.918	6
3	3	A	2 Ashley SHELSWELL	Ford Sierra Xr4i	7	15:17.667	13.516	4.613	81.52	2:08.509	6
4	27	B	1 Martin REYNOLDS	Ford Ford Escort	7	15:45.754	41.603	28.087	79.10	2:12.570	3
5	29	B	2 Mike THURLEY	Ford Escort MK1 Zakspeed	7	15:58.117	53.966	12.363	78.08	2:14.199	2
6	57	B	3 Tony PAXMAN	Ford Escort MK1	7	16:06.035	1:01.884	7.918	77.44	2:16.096	2
7	96	B+	2 Nigel CRAIG	Ford Escort MK2	7	16:21.026	1:16.875	14.991	76.26	2:18.793	6
8	191	B	4 Harry HARDY	Ford Puma	7	16:22.695	1:18.544	1.669	76.13	2:18.509	3
9	97	C	1 Justin FULLER	Ford Puma	7	16:30.870	1:26.719	8.175	75.50	2:18.990	6
10	170	B	5 Robert LEWIS	Ford Focus ST170	7	16:57.584	1:53.433	26.714	73.52	2:23.470	4
11	134	B	6 Jason STONE	Ford Fiesta ST150	7	17:04.745	2:00.594	7.161	73.00	2:23.702	7
12	14	A	3 Malcolm WISE	Ford Escort Cosworth	7	17:17.008	2:12.857	12.263	72.14	2:25.949	4
13	12	B	7 Tim SANDHU	Ford Fiesta ST150	7	17:22.365	2:18.214	5.357	71.77	2:24.392	2
14	76	C	2 Kevan HADFIELD	Ford Puma	7	17:33.118	2:28.967	10.753	71.04	2:27.606	2
15	30	B	8 Richard SANDERS	Ford Fiesta ST150	7	17:34.141	2:29.990	1.023	70.97	2:27.574	6
16	6	C	3 Anton MARTIN	Ford Escort MK3 RS1600i	6	15:19.315	1 Lap	1 Lap	69.75	2:29.535	5
17	21	C	4 Mark HADFIELD	Ford Puma	6	15:21.711	1 Lap	2.396	69.57	2:28.433	5
18	112	C	5 Robert TINTO	Ford Puma	6	16:43.324	1 Lap	1:21.613	63.91	2:42.571	2
19	89	C	6 Ben COCHRAN	Ford Fiesta MK2	5	17:07.056	2 Laps	1 Lap	52.03	2:34.174	4

NOT CLASSIFIED

DNF	128	B	SMITH / SMITH	Ford Escort MK1	5	11:55.280	2 Laps		74.71	2:19.691	5
DNF	63	A	Lloyd JAMIESON	Ford Escort Cosworth	4	9:26.372	3 Laps	1 Lap	75.48	2:16.593	4
DNF	59	SB	Jack GADD	Ford Escort MK1 RSR	3	6:32.107	4 Laps	1 Lap	81.77	2:05.264	2
DNF	111	SA	Simon LIGHT	Ford Capri	2	4:14.354	5 Laps	1 Lap	84.04	2:05.526	2
DNF	110	B	Gurpreet SANDHU	Ford Fiesta ST150	1	2:51.074	6 Laps	1 Lap	62.47	2:51.074	1

FASTEST LAP

	95	A	Dave COCKELL	Ford Escort Cosworth	2	2:04.622			85.76 mph	138.02 kph
	59	SB	Jack GADD	Ford Escort MK1 RSR	2	2:05.264			85.32 mph	137.31 kph
	111	SA	Simon LIGHT	Ford Capri	2	2:05.526			85.14 mph	137.02 kph
	33	B+	Paul NEVILL	Ford Escort MK2	6	2:08.918			82.90 mph	133.42 kph
	27	B	Martin REYNOLDS	Ford Ford Escort	3	2:12.570			80.62 mph	129.74 kph
	97	C	Justin FULLER	Ford Puma	6	2:18.990			76.89 mph	123.75 kph

Withdrawn - 45, 49, 77, 83, 87, 152, 711

Weather / Track : Cloudy / Dry

These results are provisional until the conclusion of any judicial and technical matters.

Race Distance: 7 Laps / 20.78 miles

Snetterton 300: 2.9689 miles

Date: 24/07/2022 Start: 15:39 Finish: 15:54

Clerk Of Course : Tony Weatherley	Stewards :	Timekeeper : Lisa Sneider
-----------------------------------	------------	---------------------------

Results can be found at www.tsl-timing.com

Printed - 15:59 Sunday, 24 July 2022

BRSCC Race Weekend - Snetterton - 23rd/24th July 2022

Modified Ford Series

RACE 12 - LAP CHART

LAP 1 @ 15:41:57.056			LAP 2 @ 15:44:01.678			LAP 3 @ 15:46:08.717			LAP 4 @ 15:48:22.152			LAP 5 @ 15:50:36.290		
NO	BEHIND	LAP TIME	NO	BEHIND	LAP TIME	NO	BEHIND	LAP TIME	NO	BEHIND	LAP TIME	NO	BEHIND	LAP TIME
95		2:07.936	95		2:04.622	95		2:07.039	95		2:13.435	95		2:14.138
111	0.892	2:08.828	111	1.796	2:05.526	89	2 Laps	6:30.252 P	33	10.366	2:10.432	33	5.258	2:09.030
3	5.366	2:13.302	3	10.164	2:09.420	3	12.353	2:09.228	3	10.998	2:12.080	3	5.812	2:08.952
33	6.012	2:13.948	33	11.014	2:09.624	59	12.510	2:06.804	27	22.977	2:14.942	112	1 Lap	2:49.886
27	7.832	2:15.768	59	12.745	2:05.264	33	13.369	2:09.394	29	32.933	2:17.793	27	24.254	2:15.415
29	10.460	2:18.396	27	15.939	2:12.729	27	21.470	2:12.570	57	37.819	2:17.060	29	35.427	2:16.632
57	12.078	2:20.014	29	20.037	2:14.199	29	28.575	2:15.577	89	2 Laps	2:49.996	57	42.178	2:18.497
59	12.102	2:20.039	57	23.552	2:16.096	57	34.194	2:17.681	96	51.021	2:19.600	96	55.938	2:19.055
96	17.218	2:25.154	96	31.532	2:18.936	96	44.856	2:20.363	191	52.127	2:19.444	191	57.221	2:19.232
191	20.061	2:27.997	191	34.648	2:19.209	191	46.118	2:18.509	63	53.340	2:16.593	97	1:03.729	2:20.050
14	21.867	2:29.803	97	37.602	2:20.140	97	50.158	2:19.595	97	57.817	2:21.094	128	1:08.110	2:19.691
97	22.084	2:30.020	63	38.609	2:20.958	63	50.182	2:18.612	128	1:02.557	2:20.898	89	2 Laps	2:37.048
63	22.273	2:30.209	128	40.896	2:20.750	128	55.094	2:21.237	170	1:12.411	2:23.470	170	1:22.190	2:23.917
128	24.768	2:32.704	170	44.894	2:23.983	170	1:02.376	2:24.521	134	1:17.426	2:24.491	134	1:28.314	2:25.026
170	25.533	2:33.469	14	45.040	2:27.795	134	1:06.370	2:26.544	14	1:20.108	2:25.949	14	1:33.107	2:27.137
134	26.804	2:34.740	134	46.865	2:24.683	14	1:07.594	2:29.593	12	1:21.519	2:26.595	12	1:34.360	2:26.979
76	27.771	2:35.707	12	47.964	2:24.392	12	1:08.359	2:27.434	76	1:28.009	2:29.870	76	1:44.553	2:30.682
12	28.194	2:36.130	76	50.755	2:27.606	76	1:11.574	2:27.858	30	1:33.020	2:30.052	30	1:47.233	2:28.351
30	28.599	2:36.535	30	53.921	2:29.944	30	1:16.403	2:29.521	6	1:42.538	2:30.859	6	1:57.935	2:29.535
6	35.898	2:43.834	6	1:01.254	2:29.978	6	1:25.114	2:30.899	21	1:44.996	2:31.172	21	1:59.291	2:28.433
21	36.217	2:44.153	21	1:03.700	2:32.105	21	1:27.259	2:30.598						
112	41.194	2:49.130	112	1:19.143	2:42.571	112	1:58.164	2:46.060						
110	43.138	2:51.074												

BRSCC Race Weekend - Snetterton - 23rd/24th July 2022

Modified Ford Series

RACE 12 - LAP CHART

LAP 6 @ 15:52:44.149			LAP 7 @ 15:54:53.271		
NO	BEHIND	LAP TIME	NO	BEHIND	LAP TIME
95		2:07.859	95		2:09.122
33	6.317	2:08.918	33	8.903	2:11.708
3	6.462	2:08.509	3	13.516	2:16.176
27	31.991	2:15.596	6	1 Lap	2:34.210
29	47.207	2:19.639	21	1 Lap	2:35.250
57	52.603	2:18.284	27	41.603	2:18.734
112	1 Lap	2:48.401	29	53.966	2:15.881
96	1:06.872	2:18.793	57	1:01.884	2:18.403
191	1:08.253	2:18.891	96	1:16.875	2:19.125
97	1:14.860	2:18.990	191	1:18.544	2:19.413
89	2 Laps	2:34.174	97	1:26.719	2:20.981
170	1:37.977	2:23.646	112	1 Lap	2:47.276
134	1:46.014	2:25.559	170	1:53.433	2:24.578
14	1:51.784	2:26.536	134	2:00.594	2:23.702
12	1:54.944	2:28.443	89	2 Laps	2:35.586
76	2:05.176	2:28.482	14	2:12.857	2:30.195
30	2:06.948	2:27.574	12	2:18.214	2:32.392
			76	2:28.967	2:32.913
			30	2:29.990	2:32.164

BRSCC Race Weekend - Snetterton - 23rd/24th July 2022

Modified Ford Series

RACE 12 - LAP ANALYSIS

DIFF = Difference To Personal Best Lap

P1 95 Dave COCKELL				
LAP	LAP TIME	DIFF	MPH	TIME OF DAY
1 -	2:07.936	3.314	83.54	15:41:57.056
2 -	2:04.622 (1)		85.76	15:44:01.678
3 -	2:07.039 (2)	2.417	84.13	15:46:08.717
4 -	2:13.435	8.813	80.09	15:48:22.152
5 -	2:14.138	9.516	79.67	15:50:36.290
6 -	2:07.859 (3)	3.237	83.59	15:52:44.149
7 -	2:09.122	4.500	82.77	15:54:53.271

P2 33 Paul NEVILL				
LAP	LAP TIME	DIFF	MPH	TIME OF DAY
1 -	2:13.948	5.030	79.79	15:42:03.068
2 -	2:09.624	0.706	82.45	15:44:12.692
3 -	2:09.394 (3)	0.476	82.60	15:46:22.086
4 -	2:10.432	1.514	81.94	15:48:32.518
5 -	2:09.030 (2)	0.112	82.83	15:50:41.548
6 -	2:08.918 (1)		82.90	15:52:50.466
7 -	2:11.708	2.790	81.14	15:55:02.174

P3 3 Ashley SELSWELL				
LAP	LAP TIME	DIFF	MPH	TIME OF DAY
1 -	2:13.302	4.793	80.17	15:42:02.422
2 -	2:09.420	0.911	82.58	15:44:11.842
3 -	2:09.228 (3)	0.719	82.70	15:46:21.070
4 -	2:12.080	3.571	80.92	15:48:33.150
5 -	2:08.952 (2)	0.443	82.88	15:50:42.102
6 -	2:08.509 (1)		83.16	15:52:50.611
7 -	2:16.176	7.667	78.48	15:55:06.787

P4 27 Martin REYNOLDS				
LAP	LAP TIME	DIFF	MPH	TIME OF DAY
1 -	2:15.768	3.198	78.72	15:42:04.888
2 -	2:12.729 (2)	0.159	80.52	15:44:17.617
3 -	2:12.570 (1)		80.62	15:46:30.187
4 -	2:14.942 (3)	2.372	79.20	15:48:45.129
5 -	2:15.415	2.845	78.92	15:51:00.544
6 -	2:15.596	3.026	78.82	15:53:16.140
7 -	2:18.734	6.164	77.04	15:55:34.874

P5 29 Mike THURLEY				
LAP	LAP TIME	DIFF	MPH	TIME OF DAY
1 -	2:18.396	4.197	77.22	15:42:07.516
2 -	2:14.199 (1)		79.64	15:44:21.715
3 -	2:15.577 (2)	1.378	78.83	15:46:37.292
4 -	2:17.793	3.594	77.56	15:48:55.085
5 -	2:16.632	2.433	78.22	15:51:11.717
6 -	2:19.639	5.440	76.54	15:53:31.356
7 -	2:15.881 (3)	1.682	78.65	15:55:47.237

P6 57 Tony PAXMAN				
LAP	LAP TIME	DIFF	MPH	TIME OF DAY
1 -	2:20.014	3.918	76.33	15:42:09.134
2 -	2:16.096 (1)		78.53	15:44:25.230
3 -	2:17.681 (3)	1.585	77.62	15:46:42.911
4 -	2:17.060 (2)	0.964	77.98	15:48:59.971
5 -	2:18.497	2.401	77.17	15:51:18.468
6 -	2:18.284	2.188	77.29	15:53:36.752
7 -	2:18.403	2.307	77.22	15:55:55.155

DIFF = Difference To Personal Best Lap

P7 96 Nigel CRAIG				
LAP	LAP TIME	DIFF	MPH	TIME OF DAY
1 -	2:25.154	6.361	73.63	15:42:14.274
2 -	2:18.936 (2)	0.143	76.92	15:44:33.210
3 -	2:20.363	1.570	76.14	15:46:53.573
4 -	2:19.600	0.807	76.56	15:49:13.173
5 -	2:19.055 (3)	0.262	76.86	15:51:32.228
6 -	2:18.793 (1)		77.00	15:53:51.021
7 -	2:19.125	0.332	76.82	15:56:10.146

P8 191 Harry HARDY				
LAP	LAP TIME	DIFF	MPH	TIME OF DAY
1 -	2:27.997	9.488	72.21	15:42:17.117
2 -	2:19.209 (3)	0.700	76.77	15:44:36.326
3 -	2:18.509 (1)		77.16	15:46:54.835
4 -	2:19.444	0.935	76.64	15:49:14.279
5 -	2:19.232	0.723	76.76	15:51:33.511
6 -	2:18.891 (2)	0.382	76.95	15:53:52.402
7 -	2:19.413	0.904	76.66	15:56:11.815

P9 97 Justin FULLER				
LAP	LAP TIME	DIFF	MPH	TIME OF DAY
1 -	2:30.020	11.030	71.24	15:42:19.140
2 -	2:20.140	1.150	76.26	15:44:39.280
3 -	2:19.595 (2)	0.605	76.56	15:46:58.875
4 -	2:21.094	2.104	75.75	15:49:19.969
5 -	2:20.050 (3)	1.060	76.31	15:51:40.019
6 -	2:18.990 (1)		76.89	15:53:59.009
7 -	2:20.981	1.991	75.81	15:56:19.990

P10 170 Robert LEWIS				
LAP	LAP TIME	DIFF	MPH	TIME OF DAY
1 -	2:33.469	9.999	69.64	15:42:22.589
2 -	2:23.983	0.513	74.23	15:44:46.572
3 -	2:24.521	1.051	73.95	15:47:11.093
4 -	2:23.470 (1)		74.49	15:49:34.563
5 -	2:23.917 (3)	0.447	74.26	15:51:58.480
6 -	2:23.646 (2)	0.176	74.40	15:54:22.126
7 -	2:24.578	1.108	73.92	15:56:46.704

P11 134 Jason STONE				
LAP	LAP TIME	DIFF	MPH	TIME OF DAY
1 -	2:34.740	11.038	69.07	15:42:23.860
2 -	2:24.683 (3)	0.981	73.87	15:44:48.543
3 -	2:26.544	2.842	72.93	15:47:15.087
4 -	2:24.491 (2)	0.789	73.97	15:49:39.578
5 -	2:25.026	1.324	73.69	15:52:04.604
6 -	2:25.559	1.857	73.42	15:54:30.163
7 -	2:23.702 (1)		74.37	15:56:53.865

P12 14 Malcolm WISE				
LAP	LAP TIME	DIFF	MPH	TIME OF DAY
1 -	2:29.803	3.854	71.34	15:42:18.923
2 -	2:27.795	1.846	72.31	15:44:46.718
3 -	2:29.593	3.644	71.44	15:47:16.311
4 -	2:25.949 (1)		73.23	15:49:42.260
5 -	2:27.137 (3)	1.188	72.64	15:52:09.397
6 -	2:26.536 (2)	0.587	72.93	15:54:35.933
7 -	2:30.195	4.246	71.16	15:57:06.128

BRSCC Race Weekend - Snetterton - 23rd/24th July 2022

Modified Ford Series

RACE 12 - LAP ANALYSIS

DIFF = Difference To Personal Best Lap

P13 12 Tim SANDHU				
LAP	LAP TIME	DIFF	MPH	TIME OF DAY
1 -	2:36.130	11.738	68.45	15:42:25.250
2 -	2:24.392 (1)		74.02	15:44:49.642
3 -	2:27.434	3.042	72.49	15:47:17.076
4 -	2:26.595 (2)	2.203	72.90	15:49:43.671
5 -	2:26.979 (3)	2.587	72.71	15:52:10.650
6 -	2:28.443	4.051	72.00	15:54:39.093
7 -	2:32.392	8.000	70.13	15:57:11.485

P14 76 Kevan HADFIELD				
LAP	LAP TIME	DIFF	MPH	TIME OF DAY
1 -	2:35.707	8.101	68.64	15:42:24.827
2 -	2:27.606 (1)		72.40	15:44:52.433
3 -	2:27.858 (2)	0.252	72.28	15:47:20.291
4 -	2:29.870	2.264	71.31	15:49:50.161
5 -	2:30.682	3.076	70.93	15:52:20.843
6 -	2:28.482 (3)	0.876	71.98	15:54:49.325
7 -	2:32.913	5.307	69.89	15:57:22.238

P15 30 Richard SANDERS				
LAP	LAP TIME	DIFF	MPH	TIME OF DAY
1 -	2:36.535	8.961	68.27	15:42:25.655
2 -	2:29.944	2.370	71.28	15:44:55.599
3 -	2:29.521 (3)	1.947	71.48	15:47:25.120
4 -	2:30.052	2.478	71.22	15:49:55.172
5 -	2:28.351 (2)	0.777	72.04	15:52:23.523
6 -	2:27.574 (1)		72.42	15:54:51.097
7 -	2:32.164	4.590	70.24	15:57:23.261

P16 6 Anton MARTIN				
LAP	LAP TIME	DIFF	MPH	TIME OF DAY
1 -	2:43.834	14.299	65.23	15:42:32.954
2 -	2:29.978 (2)	0.443	71.26	15:45:02.932
3 -	2:30.899	1.364	70.82	15:47:33.831
4 -	2:30.859 (3)	1.324	70.84	15:50:04.690
5 -	2:29.535 (1)		71.47	15:52:34.225
6 -	2:34.210	4.675	69.30	15:55:08.435

P17 21 Mark HADFIELD				
LAP	LAP TIME	DIFF	MPH	TIME OF DAY
1 -	2:44.153	15.720	65.11	15:42:33.273
2 -	2:32.105	3.672	70.26	15:45:05.378
3 -	2:30.598 (2)	2.165	70.97	15:47:35.976
4 -	2:31.172 (3)	2.739	70.70	15:50:07.148
5 -	2:28.433 (1)		72.00	15:52:35.581
6 -	2:35.250	6.817	68.84	15:55:10.831

P18 112 Robert TINTO				
LAP	LAP TIME	DIFF	MPH	TIME OF DAY
1 -	2:49.130	6.559	63.19	15:42:38.250
2 -	2:42.571 (1)		65.74	15:45:20.821
3 -	2:46.060 (2)	3.489	64.36	15:48:06.881
4 -	2:49.886	7.315	62.91	15:50:56.767
5 -	2:48.401	5.830	63.46	15:53:45.168
6 -	2:47.276 (3)	4.705	63.89	15:56:32.444

DIFF = Difference To Personal Best Lap

P19 89 Ben COCHRAN				
LAP	LAP TIME	DIFF	MPH	TIME OF DAY
1 -	6:30.252 P	3:56.078	27.38	15:46:19.372
2 -	2:49.996	15.822	62.87	15:49:09.368
3 -	2:37.048 (3)	2.874	68.05	15:51:46.416
4 -	2:34.174 (1)		69.32	15:54:20.590
5 -	2:35.586 (2)	1.412	68.69	15:56:56.176

P20 128 SMITH / SMITH				
LAP	LAP TIME	DIFF	MPH	TIME OF DAY
1 -	2:32.704	13.013	69.99	15:42:21.824
2 -	2:20.750 (2)	1.059	75.93	15:44:42.574
3 -	2:21.237	1.546	75.67	15:47:03.811
4 -	2:20.898 (3)	1.207	75.85	15:49:24.709
5 -	2:19.691 (1)		76.51	15:51:44.400

P21 63 Lloyd JAMIESON				
LAP	LAP TIME	DIFF	MPH	TIME OF DAY
1 -	2:30.209	13.616	71.15	15:42:19.329
2 -	2:20.958 (3)	4.365	75.82	15:44:40.287
3 -	2:18.612 (2)	2.019	77.10	15:46:58.899
4 -	2:16.593 (1)		78.24	15:49:15.492

P22 59 Jack GADD				
LAP	LAP TIME	DIFF	MPH	TIME OF DAY
1 -	2:20.039 (3)	14.775	76.32	15:42:09.158
2 -	2:05.264 (1)		85.32	15:44:14.423
3 -	2:06.804 (2)	1.539	84.28	15:46:21.227

P23 111 Simon LIGHT				
LAP	LAP TIME	DIFF	MPH	TIME OF DAY
1 -	2:08.828 (2)	3.302	82.96	15:41:57.948
2 -	2:05.526 (1)		85.14	15:44:03.474

P24 110 Gurpreet SANDHU				
LAP	LAP TIME	DIFF	MPH	TIME OF DAY
1 -	2:51.074 (1)		62.47	15:42:40.194

BRSCC Race Weekend - Snetterton - 23rd/24th July 2022

Modified Ford Series

RACE 12 - STATISTICS

Competitors Started 24
Planned Start 2022-07-24 @ 15:20:00.000
Actual Start 2022-07-24 @ 15:39:49.119
Finish Time 2022-07-24 @ 15:54:53.085
Track Length 2.9689mi.
Total Laps 143
Total Distance Covered 424.5543mi.

Session Fastest Lap History

NO	CL	NAME	LAP TIME	TIME OF DAY	LAP	VEHICLE
95	A	Dave COCKELL	2:07.936	15:41:57.061	1	Ford Escort Cosworth
95	A	Dave COCKELL	2:04.622	15:44:01.683	2	Ford Escort Cosworth

Session Leader History

NO	CL	NAME	FROM LAP	LAPS LED	DISTANCE	VEHICLE
95	A	Dave COCKELL	1	7	20.78 miles	Ford Escort Cosworth

Flag History

TYPE	TIME OF DAY
GREEN	15:39:49.119
FINISH	15:54:53.085

Flag Statistics

TYPE	COUNT	TOTAL LAPS	TOTAL TIME
Green	1	7	17:50.052
Red	0	0	0.000
Safety Car	0	0	0.000
FCY	0	0	0.000

BRSCC Race Weekend - Snetterton - 23rd/24th July 2022

Modified Ford Series

RACE 12 - STATISTICS

CLASS : A

4 Starters

Fastest Lap History

NO	NAME	LAP TIME	TIME OF DAY	LAP	VEHICLE
95	Dave COCKELL	2:07.936	15:41:57.061	1	Ford Escort Cosworth
95	Dave COCKELL	2:04.622	15:44:01.683	2	Ford Escort Cosworth

Leader History

NO	NAME	FROM LAP	LAPS LED	DISTANCE	VEHICLE
95	Dave COCKELL	1	7	20.78 miles	Ford Escort Cosworth

BRSCC Race Weekend - Snetterton - 23rd/24th July 2022

Modified Ford Series

RACE 12 - STATISTICS

CLASS : B

10 Starters

Fastest Lap History

NO	NAME	LAP TIME	TIME OF DAY	LAP	VEHICLE
27	Martin REYNOLDS	2:15.768	15:42:04.890	1	Ford Ford Escort
27	Martin REYNOLDS	2:12.729	15:44:17.616	2	Ford Ford Escort
27	Martin REYNOLDS	2:12.570	15:46:30.191	3	Ford Ford Escort

Leader History

NO	NAME	FROM LAP	LAPS LED	DISTANCE	VEHICLE
27	Martin REYNOLDS	1	7	20.78 miles	Ford Ford Escort

BRSCC Race Weekend - Snetterton - 23rd/24th July 2022

Modified Ford Series

RACE 12 - STATISTICS

CLASS : C

6 Starters

Fastest Lap History

NO	NAME	LAP TIME	TIME OF DAY	LAP	VEHICLE
97	Justin FULLER	2:30.020	15:42:19.146	1	Ford Puma
97	Justin FULLER	2:20.140	15:44:39.287	2	Ford Puma
97	Justin FULLER	2:19.595	15:46:58.971	3	Ford Puma
97	Justin FULLER	2:18.990	15:53:59.015	6	Ford Puma

Leader History

NO	NAME	FROM LAP	LAPS LED	DISTANCE	VEHICLE
97	Justin FULLER	1	7	20.78 miles	Ford Puma

BRSCC Race Weekend - Snetterton - 23rd/24th July 2022

Modified Ford Series

RACE 12 - STATISTICS

CLASS : B+

2 Starters

Fastest Lap History

NO	NAME	LAP TIME	TIME OF DAY	LAP	VEHICLE
33	Paul NEVILL	2:13.948	15:42:03.057	1	Ford Escort MK2
33	Paul NEVILL	2:09.624	15:44:12.680	2	Ford Escort MK2
33	Paul NEVILL	2:09.394	15:46:22.074	3	Ford Escort MK2
33	Paul NEVILL	2:09.030	15:50:41.536	5	Ford Escort MK2
33	Paul NEVILL	2:08.918	15:52:50.456	6	Ford Escort MK2

Leader History

NO	NAME	FROM LAP	LAPS LED	DISTANCE	VEHICLE
33	Paul NEVILL	1	7	20.78 miles	Ford Escort MK2

BRSCC Race Weekend - Snetterton - 23rd/24th July 2022

Modified Ford Series

RACE 12 - STATISTICS

CLASS : SA

1 Starters

Fastest Lap History

NO	NAME	LAP TIME	TIME OF DAY	LAP	VEHICLE
111	Simon LIGHT	2:08.828	15:41:57.945	1	Ford Capri
111	Simon LIGHT	2:05.526	15:44:03.473	2	Ford Capri

Leader History

NO	NAME	FROM LAP	LAPS LED	DISTANCE	VEHICLE
111	Simon LIGHT	1	2	5.93 miles	Ford Capri

BRSCC Race Weekend - Snetterton - 23rd/24th July 2022

Modified Ford Series

RACE 12 - STATISTICS

CLASS : SB

1 Starters

Fastest Lap History

NO	NAME	LAP TIME	TIME OF DAY	LAP	VEHICLE
59	Jack GADD	2:20.039	15:42:09.158	1	Ford Escort MK1 RSR
59	Jack GADD	2:05.264	15:44:14.423	2	Ford Escort MK1 RSR

Leader History

NO	NAME	FROM LAP	LAPS LED	DISTANCE	VEHICLE
59	Jack GADD	1	3	8.90 miles	Ford Escort MK1 RSR