



AUDI TT CUP RACING SERIES



TCR UK Knockhill Race Weekend
Knockhill
22nd / 23rd July 2023



Timing & Results Provided by Timing Solutions Ltd

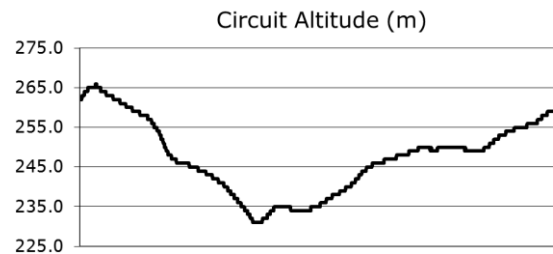
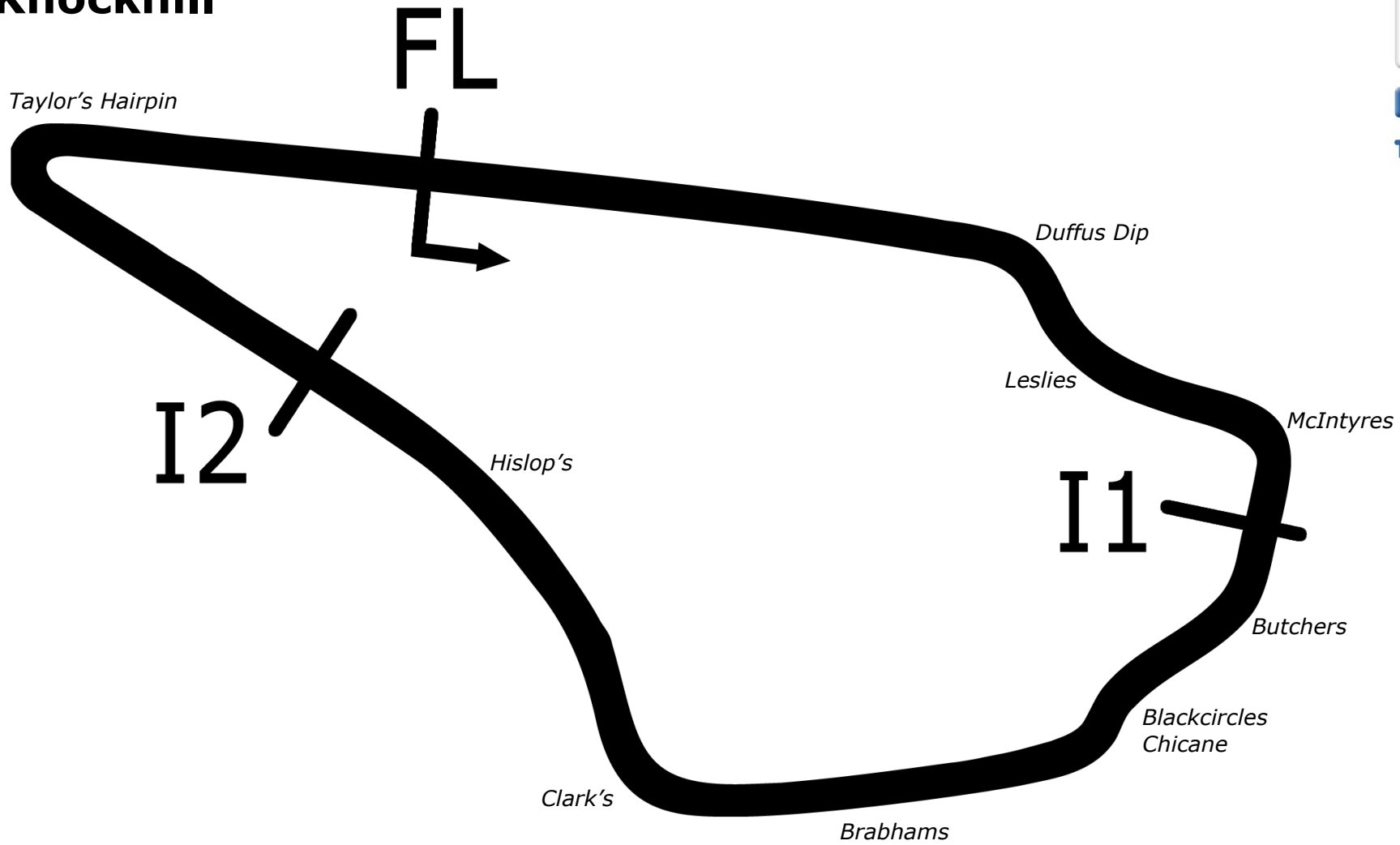
www.tsl-timing.com

Knockhill



SPORTS TIMING

TIMING SOLUTIONS LTD



Length	1.2713 miles	2046.0 m	
FL		56.13099 N	3.50816 W
I1	697m	56.12864 N	3.49941 W
I2	1508m	56.12969 N	3.50906 W
Pit Entry	2046m	56.13098 N	3.50793 W
Pit Exit	183m after FL	56.13080 N	3.50519 W
Pit Entry-Pit Exit	175m, 12.6s @50kph, 10.5s @60kph		

Audi TT Cup Racing

QUALIFYING - RACE 4 - CLASSIFICATION

POS	NO	CL	PIC NAME	ENTRY	TIME	ON	LAPS	GAP	DIFF	MPH
1	73*		1 Ross MAKAR	Audi TT 2.0 TFSI	59.204	9	10			77.04
2	78*		2 Richard FORBER	Audi TT 2.0 TFSI	59.246	10	10	0.042	0.042	76.98
3	51		3 Luke HANDLEY	Audi TT 2.0 TFSI	59.378	4	10	0.174	0.132	76.81
4	37		4 David ROBB	Audi TT 2.0 TFSI	59.580	4	5	0.376	0.202	76.55
5	38		5 Morgan WROOT	Audi TT 2.0 TFSI	59.678	4	10	0.474	0.098	76.42
6	5	M	1 Paul MAGUIRE	Audi TT 2.0 TFSI	59.890	7	10	0.686	0.212	76.15
7	6*		6 Scott PARKIN	Audi TT 2.0 TFSI	59.930	9	10	0.726	0.040	76.10
8	23	M	2 Tim EVANS	Audi TT 2.0 TFSI	1:00.227	6	10	1.023	0.297	75.73
9	40		7 Joe WEAVER	Audi TT 2.0 TFSI	1:00.382	6	10	1.178	0.155	75.53
10	33	M	3 Patrick BOOTH	Audi TT 2.0 TFSI	1:00.533	10	10	1.329	0.151	75.34
11	10		8 Oliver BARSBY	Audi TT 2.0 TFSI	1:01.899	1	1	2.695	1.366	73.68
12	58	M	4 Paul HOGGINS	Audi TT 2.0 TFSI	1:04.429	5	9	5.225	2.530	70.79

No. 6, 73, 78 - 1 Lap time disallowed; exceeding track limits.

Weather / Track : Cloudy / Dry

These results are provisional until the conclusion of any judicial and technical matters.

Knockhill: 1.2669 miles

Date: 22/07/2023 Start: 11:32 Finish: 11:56

Clerk Of Course : David Weston

Stewards :

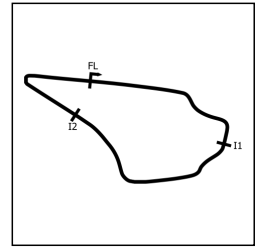
Timekeeper : Sarah Evans

Results can be found at www.tsl-timing.com

Printed - 12:07 Saturday, 22 July 2023

Audi TT Cup Racing

QUALIFYING - RACE 4 - SECTOR ANALYSIS



SECTOR 1 = FL to I1, SECTOR 2 = I1 to I2, SECTOR 3 = I2 to FL, DIFF = Difference To Personal Best Lap, P = Crossed Finish Line in Pit Lane, D = Time Disallowed

P1 73		Ross MAKAR		Audi TT 2.0 TFSI			
IDEAL LAP TIME : 59.099		BEST LAP TIME : 59.204		DIFFERENCE : 0.105			
LAP	SECTOR 1	SECTOR 2	SECTOR 3	LAP TIME	MPH	DIFF	TIME OF DAY
1 -	19.416	23.276	17.084	59.776	76.30	0.572	11:35:00.234
2 -	19.777	23.514	17.020	1:00.311	75.62	1.107	11:36:00.545
3 -	OUTLAP	29.525	20.162	13:59.803	5.43	13:00.599	11:50:00.348
4 -	19.331	23.234	17.041	59.606	76.52	0.402	11:50:59.954
5 -	19.236	23.267	16.994	59.497	76.66	0.293	11:51:59.451
6 -	19.280	24.178	19.238	1:02.696 D	72.74	3.492	11:53:02.147
7 -	19.203	23.041	17.096	59.340 (2)	76.86	0.136	11:54:01.487
8 -	19.211	23.150	17.036	59.397 (3)	76.79	0.193	11:55:00.884
9 -	19.141	23.024	17.039	59.204 (1)	77.04		11:56:00.088
10 -	19.081	23.386	23.967	1:06.434	68.65	7.230	11:57:06.522

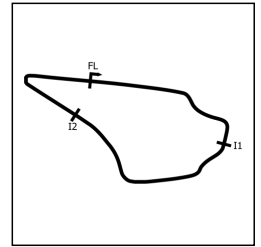
P2 78		Richard FORBER		Audi TT 2.0 TFSI			
IDEAL LAP TIME : 59.001		BEST LAP TIME : 59.246		DIFFERENCE : 0.245			
LAP	SECTOR 1	SECTOR 2	SECTOR 3	LAP TIME	MPH	DIFF	TIME OF DAY
1 -	19.885	23.561	17.430	1:00.876	74.92	1.630	11:34:42.336
2 -	19.295	23.742	17.150	1:00.187	75.78	0.941	11:35:42.523
3 -	OUTLAP	24.568	18.966	14:02.685	5.41	13:03.439	11:49:45.208
4 -	19.203	23.051	17.079	59.333 (3)	76.87	0.087	11:50:44.541
5 -	19.088	23.079	17.139	59.306 (2)	76.90	0.060	11:51:43.847
6 -	19.209	23.103	17.090	59.402	76.78	0.156	11:52:43.249
7 -	19.132	23.218	17.032	59.382	76.80	0.136	11:53:42.631
8 -	19.232	23.129	16.959	59.320 D	76.88	0.074	11:54:41.951
9 -	19.106	23.082	17.150	59.338	76.86	0.092	11:55:41.289
10 -	19.250	22.954	17.042	59.246 (1)	76.98		11:56:40.535

P3 51		Luke HANDLEY		Audi TT 2.0 TFSI			
IDEAL LAP TIME : 59.307		BEST LAP TIME : 59.378		DIFFERENCE : 0.071			
LAP	SECTOR 1	SECTOR 2	SECTOR 3	LAP TIME	MPH	DIFF	TIME OF DAY
1 -	19.417	23.349	17.144	59.910	76.13	0.532	11:34:25.970
2 -	19.535	25.665	18.681	1:03.881	71.40	4.503	11:35:29.851
3 -	OUTLAP	24.306	17.241	14:02.205	5.41	13:02.827	11:49:32.056
4 -	19.227	22.936	17.215	59.378 (1)	76.81		11:50:31.434
5 -	19.241	23.002	17.260	59.503 (2)	76.65	0.125	11:51:30.937
6 -	19.522	24.896	17.541	1:01.959	73.61	2.581	11:52:32.896
7 -	19.353	23.113	17.193	59.659 (3)	76.45	0.281	11:53:32.555
8 -	19.360	23.573	19.459	1:02.392	73.10	3.014	11:54:34.947
9 -	19.256	23.580	17.368	1:00.204	75.76	0.826	11:55:35.151
10 -	19.475	23.466	17.418	1:00.359	75.56	0.981	11:56:35.510

P4 37		David ROBB		Audi TT 2.0 TFSI			
IDEAL LAP TIME : 59.274		BEST LAP TIME : 59.580		DIFFERENCE : 0.306			
LAP	SECTOR 1	SECTOR 2	SECTOR 3	LAP TIME	MPH	DIFF	TIME OF DAY
1 -	20.022	23.412	17.431	1:00.865 (3)	74.93	1.285	11:34:24.744
2 -	19.384	23.316	17.568	1:00.268 (2)	75.68	0.688	11:35:25.012
3 -	OUTLAP	23.561	18.762	14:05.897	5.39	13:06.317	11:49:30.909
4 -	19.476	22.966	17.138	59.580 (1)	76.55		11:50:30.489
5 -	19.170	23.299	20.317	1:02.786	72.64	3.206	11:51:33.275

Audi TT Cup Racing

QUALIFYING - RACE 4 - SECTOR ANALYSIS



SECTOR 1 = FL to I1, SECTOR 2 = I1 to I2, SECTOR 3 = I2 to FL, DIFF = Difference To Personal Best Lap, P = Crossed Finish Line in Pit Lane, D = Time Disallowed

P5 38		Morgan WROOT		Audi TT 2.0 TFSI			
IDEAL LAP TIME : 59.502		BEST LAP TIME : 59.678		DIFFERENCE : 0.176			
LAP	SECTOR 1	SECTOR 2	SECTOR 3	LAP TIME	MPH	DIFF	TIME OF DAY
1 -	20.697	24.333	18.268	1:03.298	72.05	3.620	11:34:30.426
2 -	20.331	23.901	17.712	1:01.944	73.63	2.266	11:35:32.370
3 -	OUTLAP	24.015	17.668	14:00.310	5.42	13:00.632	11:49:32.680
4 -	19.454	22.981	17.243	59.678 (1)	76.42		11:50:32.358
5 -	19.460	22.953	17.305	59.718 (2)	76.37	0.040	11:51:32.076
6 -	19.330	23.167	17.341	59.838	76.22	0.160	11:52:31.914
7 -	19.354	23.146	17.375	59.875	76.17	0.197	11:53:31.789
8 -	19.306	23.083	17.445	59.834 (3)	76.22	0.156	11:54:31.623
9 -	19.393	23.212	17.501	1:00.106	75.88	0.428	11:55:31.729
10 -	19.545	23.227	17.473	1:00.245	75.70	0.567	11:56:31.974

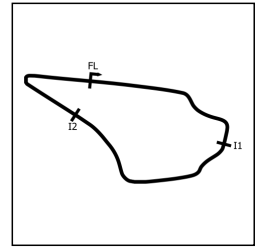
P6 5 M		Paul MAGUIRE		Audi TT 2.0 TFSI			
IDEAL LAP TIME : 59.797		BEST LAP TIME : 59.890		DIFFERENCE : 0.093			
LAP	SECTOR 1	SECTOR 2	SECTOR 3	LAP TIME	MPH	DIFF	TIME OF DAY
1 -	19.713	23.843	17.483	1:01.039	74.72	1.149	11:34:31.889
2 -	19.665	23.722	17.492	1:00.879	74.92	0.989	11:35:32.768
3 -	OUTLAP	23.958	17.530	14:04.788	5.39	13:04.898	11:49:37.556
4 -	19.606	23.584	17.344	1:00.534	75.34	0.644	11:50:38.090
5 -	19.626	23.701	17.308	1:00.635	75.22	0.745	11:51:38.725
6 -	19.605	23.373	17.376	1:00.354	75.57	0.464	11:52:39.079
7 -	19.429	23.181	17.280	59.890 (1)	76.15		11:53:38.969
8 -	19.426	23.224	17.241	59.891 (2)	76.15	0.001	11:54:38.860
9 -	19.602	23.130	17.444	1:00.176	75.79	0.286	11:55:39.036
10 -	19.505	23.245	17.408	1:00.158 (3)	75.81	0.268	11:56:39.194

P7 6		Scott PARKIN		Audi TT 2.0 TFSI			
IDEAL LAP TIME : 59.772		BEST LAP TIME : 59.930		DIFFERENCE : 0.158			
LAP	SECTOR 1	SECTOR 2	SECTOR 3	LAP TIME	MPH	DIFF	TIME OF DAY
1 -	19.577	23.726	17.172	1:00.475	75.42	0.545	11:34:43.153
2 -	19.486	23.530	17.064	1:00.080 (2)	75.91	0.150	11:35:43.233
3 -	OUTLAP	26.152	19.262	14:06.571	5.38	13:06.641	11:49:49.804
4 -	19.688	23.420	17.126	1:00.234	75.72	0.304	11:50:50.038
5 -	19.508	23.703	17.664	1:00.875	74.92	0.945	11:51:50.913
6 -	19.294	23.780	17.343	1:00.417 D	75.49	0.487	11:52:51.330
7 -	19.620	24.772	17.623	1:02.015	73.54	2.085	11:53:53.345
8 -	19.388	23.826	17.224	1:00.438	75.46	0.508	11:54:53.783
9 -	19.288	23.502	17.140	59.930 (1)	76.10		11:55:53.713
10 -	19.464	23.512	17.220	1:00.196 (3)	75.77	0.266	11:56:53.909

P8 23 M		Tim EVANS		Audi TT 2.0 TFSI			
IDEAL LAP TIME : 59.878		BEST LAP TIME : 1:00.227		DIFFERENCE : 0.349			
LAP	SECTOR 1	SECTOR 2	SECTOR 3	LAP TIME	MPH	DIFF	TIME OF DAY
1 -	19.875	23.375	17.315	1:00.565	75.30	0.338	11:34:33.050
2 -	19.693	23.621	17.252	1:00.566	75.30	0.339	11:35:33.616
3 -	OUTLAP	23.949	17.329	14:04.806	5.39	13:04.579	11:49:38.422
4 -	19.724	23.533	17.051	1:00.308 (3)	75.63	0.081	11:50:38.730
5 -	19.807	23.779	17.168	1:00.754	75.07	0.527	11:51:39.484
6 -	19.465	23.603	17.159	1:00.227 (1)	75.73		11:52:39.711
7 -	19.492	23.597	17.171	1:00.260 (2)	75.69	0.033	11:53:39.971
8 -	19.452	23.664	17.231	1:00.347	75.58	0.120	11:54:40.318
9 -	19.533	24.028	17.799	1:01.360	74.33	1.133	11:55:41.678
10 -	19.532	23.649	17.334	1:00.515	75.37	0.288	11:56:42.193

Audi TT Cup Racing

QUALIFYING - RACE 4 - SECTOR ANALYSIS



SECTOR 1 = FL to I1, SECTOR 2 = I1 to I2, SECTOR 3 = I2 to FL, DIFF = Difference To Personal Best Lap, P = Crossed Finish Line in Pit Lane, D = Time Disallowed

P9 40		Joe WEAVER		Audi TT 2.0 TFSI			
IDEAL LAP TIME : 1:00.222		BEST LAP TIME : 1:00.382		DIFFERENCE : 0.160			
LAP	SECTOR 1	SECTOR 2	SECTOR 3	LAP TIME	MPH	DIFF	TIME OF DAY
1 -	19.539	23.585	18.090	1:01.214	74.51	0.832	11:34:33.260
2 -	20.374	23.653	17.647	1:01.674	73.95	1.292	11:35:34.934
3 -	OUTLAP	23.679	17.666	14:05.078	5.39	13:04.696	11:49:40.012
4 -	19.565	23.494	17.420	1:00.479 (2)	75.41	0.097	11:50:40.491
5 -	19.592	23.496	17.573	1:00.661 (3)	75.19	0.279	11:51:41.152
6 -	19.407	23.422	17.553	1:00.382 (1)	75.53		11:52:41.534
7 -	19.435	23.749	18.105	1:01.289	74.41	0.907	11:53:42.823
8 -	19.910	23.482	17.405	1:00.797	75.02	0.415	11:54:43.620
9 -	19.694	23.668	17.393	1:00.755	75.07	0.373	11:55:44.375
10 -	19.409	23.811	17.497	1:00.717	75.12	0.335	11:56:45.092

P10 33 M		Patrick BOOTH		Audi TT 2.0 TFSI			
IDEAL LAP TIME : 1:00.293		BEST LAP TIME : 1:00.533		DIFFERENCE : 0.240			
LAP	SECTOR 1	SECTOR 2	SECTOR 3	LAP TIME	MPH	DIFF	TIME OF DAY
1 -	20.809	24.829	17.995	1:03.633	71.67	3.100	11:34:50.627
2 -	20.030	24.093	17.156	1:01.279	74.43	0.746	11:35:51.906
3 -	OUTLAP	26.761	19.276	14:00.608	5.42	13:00.075	11:49:52.514
4 -	20.028	23.814	17.180	1:01.022	74.74	0.489	11:50:53.536
5 -	19.681	24.023	17.077	1:00.781 (3)	75.04	0.248	11:51:54.317
6 -	19.604	24.017	17.052	1:00.673 (2)	75.17	0.140	11:52:54.990
7 -	19.791	24.586	17.107	1:01.484	74.18	0.951	11:53:56.474
8 -	19.965	23.790	17.039	1:00.794	75.02	0.261	11:54:57.268
9 -	19.567	24.146	17.162	1:00.875	74.92	0.342	11:55:58.143
10 -	19.476	23.778	17.279	1:00.533 (1)	75.34		11:56:58.676

P11 10		Oliver BARSBY		Audi TT 2.0 TFSI			
IDEAL LAP TIME : 1:01.899		BEST LAP TIME : 1:01.899		DIFFERENCE : 0.000			
LAP	SECTOR 1	SECTOR 2	SECTOR 3	LAP TIME	MPH	DIFF	TIME OF DAY
1 -	20.167	24.241	17.491	1:01.899 (1)	73.68		11:34:45.472

P12 58 M		Paul HOGGINS		Audi TT 2.0 TFSI			
IDEAL LAP TIME : 1:04.236		BEST LAP TIME : 1:04.429		DIFFERENCE : 0.193			
LAP	SECTOR 1	SECTOR 2	SECTOR 3	LAP TIME	MPH	DIFF	TIME OF DAY
1 -	21.802	26.226	18.872	1:06.900	68.17	2.471	11:34:56.152
2 -	21.892	25.870	18.779	1:06.541	68.54	2.112	11:36:02.693
3 -	OUTLAP	29.682	21.316	13:59.742	5.43	12:55.313	11:50:02.435
4 -	20.734	25.481	18.697	1:04.912	70.26	0.483	11:51:07.347
5 -	20.860	25.137	18.432	1:04.429 (1)	70.79		11:52:11.776
6 -	20.796	25.343	18.558	1:04.697	70.49	0.268	11:53:16.473
7 -	20.791	25.164	18.695	1:04.650 (3)	70.55	0.221	11:54:21.123
8 -	21.044	25.082	18.508	1:04.634 (2)	70.56	0.205	11:55:25.757
9 -	21.002	25.070	18.796	1:04.868	70.31	0.439	11:56:30.625

Audi TT Cup Racing

QUALIFYING - RACE 4 - BEST SECTORS

SECTOR 1			SECTOR 2			SECTOR 3			IDEAL / BEST COMPARISON						
POS	NO	NAME	TIME	NO	NAME	TIME	NO	NAME	TIME	POS	NO	NAME	IDEAL	BEST	DIFF
													PERFECT LAP	58.976	
1	73	MAKAR	19.081	51	HANDLEY	22.936	78	FORBER	16.959	1	78	FORBER	59.001	59.246	0.245
2	78	FORBER	19.088	38	WROOT	22.953	73	MAKAR	16.994	2	73	MAKAR	59.099	59.204	0.105
3	37	ROBB	19.170	78	FORBER	22.954	33	BOOTH	17.039	3	37	ROBB	59.274	59.580	0.306
4	51	HANDLEY	19.227	37	ROBB	22.966	23	EVANS	17.051	4	51	HANDLEY	59.307	59.378	0.071
5	6	PARKIN	19.288	73	MAKAR	23.024	6	PARKIN	17.064	5	38	WROOT	59.502	59.678	0.176
6	38	WROOT	19.306	5	MAGUIRE	23.130	37	ROBB	17.138	6	6	PARKIN	59.772	59.930	0.158
7	40	WEAVER	19.407	23	EVANS	23.375	51	HANDLEY	17.144	7	5	MAGUIRE	59.797	59.890	0.093
8	5	MAGUIRE	19.426	6	PARKIN	23.420	5	MAGUIRE	17.241	8	23	EVANS	59.878	1:00.227	0.349
9	23	EVANS	19.452	40	WEAVER	23.422	38	WROOT	17.243	9	40	WEAVER	1:00.222	1:00.382	0.160
10	33	BOOTH	19.476	33	BOOTH	23.778	40	WEAVER	17.393	10	33	BOOTH	1:00.293	1:00.533	0.240
11	10	BARSBY	20.167	10	BARSBY	24.241	10	BARSBY	17.491	11	10	BARSBY	1:01.899	1:01.899	0.000
12	58	HOGGINS	20.734	58	HOGGINS	25.070	58	HOGGINS	18.432	12	58	HOGGINS	1:04.236	1:04.429	0.193

Audi TT Cup Racing

QUALIFYING - RACE 4 - STATISTICS

Competitors Started 12
Planned Start 2023-07-22 @ 11:40:00.000
Actual Start 2023-07-22 @ 11:32:21.312
Finish Time 2023-07-22 @ 11:56:26.735
Track Length 1.2669mi.
Total Laps 105
Total Distance Covered 133.0324mi.

Session Fastest Lap History

NO	CL	NAME	LAP TIME	TIME OF DAY	LAP	VEHICLE
37		David ROBB	1:00.865	11:34:24.760	1	Audi TT 2.0 TFSI
51		Luke HANDLEY	59.910	11:34:25.980	1	Audi TT 2.0 TFSI
73		Ross MAKAR	59.776	11:35:00.246	1	Audi TT 2.0 TFSI
37		David ROBB	59.580	11:50:30.504	4	Audi TT 2.0 TFSI
51		Luke HANDLEY	59.378	11:50:31.444	4	Audi TT 2.0 TFSI
78		Richard FORBER	59.333	11:50:44.556	4	Audi TT 2.0 TFSI
78		Richard FORBER	59.306	11:51:43.861	5	Audi TT 2.0 TFSI
73		Ross MAKAR	59.204	11:56:00.100	9	Audi TT 2.0 TFSI

Flag History

TYPE	TIME OF DAY
GREEN	11:32:21.312
RED	11:36:17.543
GREEN	11:48:24.820
FINISH	11:56:26.735

Flag Statistics

TYPE	COUNT	TOTAL LAPS	TOTAL TIME
Green	2	10	12:43.823
Red	1	0	12:07.276
Safety Car	0	0	0.000
FCY	0	0	0.000

Audi TT Cup Racing

QUALIFYING - RACE 4 - STATISTICS

CLASS :

8 Starters

Fastest Lap History

NO	NAME	LAP TIME	TIME OF DAY	LAP	VEHICLE
37	David ROBB	1:00.865	11:34:24.760	1	Audi TT 2.0 TFSI
51	Luke HANDLEY	59.910	11:34:25.980	1	Audi TT 2.0 TFSI
73	Ross MAKAR	59.776	11:35:00.246	1	Audi TT 2.0 TFSI
37	David ROBB	59.580	11:50:30.504	4	Audi TT 2.0 TFSI
51	Luke HANDLEY	59.378	11:50:31.444	4	Audi TT 2.0 TFSI
78	Richard FORBER	59.333	11:50:44.556	4	Audi TT 2.0 TFSI
78	Richard FORBER	59.306	11:51:43.861	5	Audi TT 2.0 TFSI
73	Ross MAKAR	59.204	11:56:00.100	9	Audi TT 2.0 TFSI

Audi TT Cup Racing

QUALIFYING - RACE 4 - STATISTICS

CLASS : M

4 Starters

Fastest Lap History

NO	NAME	LAP TIME	TIME OF DAY	LAP	VEHICLE
5	Paul MAGUIRE	1:01.039	11:34:31.903	1	Audi TT 2.0 TFSI
23	Tim EVANS	1:00.565	11:34:33.067	1	Audi TT 2.0 TFSI
5	Paul MAGUIRE	1:00.534	11:50:38.104	4	Audi TT 2.0 TFSI
23	Tim EVANS	1:00.308	11:50:38.748	4	Audi TT 2.0 TFSI
23	Tim EVANS	1:00.227	11:52:39.728	6	Audi TT 2.0 TFSI
5	Paul MAGUIRE	59.890	11:53:38.983	7	Audi TT 2.0 TFSI

Audi TT Cup Racing
RACE 4 - GRID (15 minutes)

ROW 6	11	58	Paul HOGGINS	1:04.429	12	10	Oliver BARSBY	1:01.899
ROW 5	9	40	Joe WEAVER	1:00.382	10	33	Patrick BOOTH	1:00.533
ROW 4	7	6	Scott PARKIN	59.930	8	23	Tim EVANS	1:00.227
ROW 3	5	38	Morgan WROOT	59.678	6	5	Paul MAGUIRE	59.890
ROW 2	3	51	Luke HANDLEY	59.378	4	37	David ROBB	59.580
ROW 1	1	73	Ross MAKAR	59.204	2	78	Richard FORBER	59.246
Pole								

Car 10 - permitted to start from back of grid - did not complete 3 laps in qualifying session

Knockhill: 1.2669 miles

These results are provisional until the conclusion of any judicial and technical matters.

Clerk Of Course : David Weston	Stewards :	Timekeeper : Sarah Evans
--------------------------------	------------	--------------------------

Results can be found at www.tsl-timing.com

Printed - 12:06 Saturday, 22 July 2023

Audi TT Cup Racing

RACE 4 - CLASSIFICATION

POS	NO	CL	PIC NAME	ENTRY	LAPS	TIME	GAP	DIFF	MPH	BEST	ON
1	73		1 Ross MAKAR	Audi TT 2.0 TFSI	16	15:57.681			76.20	59.445	9
2	78		2 Richard FORBER	Audi TT 2.0 TFSI	16	16:03.211	5.530	5.530	75.76	59.285	13
3	51		3 Luke HANDLEY	Audi TT 2.0 TFSI	16	16:09.691	12.010	6.480	75.25	59.689	4
4	6		4 Scott PARKIN	Audi TT 2.0 TFSI	16	16:10.917	13.236	1.226	75.16	59.681	7
5	38		5 Morgan WROOT	Audi TT 2.0 TFSI	16	16:11.658	13.977	0.741	75.10	59.632	7
6	33	M	1 Patrick BOOTH	Audi TT 2.0 TFSI	16	16:24.396	26.715	12.738	74.13	1:00.319	16
7	23	M	2 Tim EVANS	Audi TT 2.0 TFSI	16	16:25.313	27.632	0.917	74.06	1:00.443	16
8	40		6 Joe WEAVER	Audi TT 2.0 TFSI	16	16:26.804	29.123	1.491	73.95	1:00.619	14
9	5	M	3 Paul MAGUIRE	Audi TT 2.0 TFSI	16	16:39.387	41.706	12.583	73.02	1:00.227	3
10	10		7 Oliver BARSBY	Audi TT 2.0 TFSI	16	16:50.374	52.693	10.987	72.22	1:01.593	9
11	58	M	4 Paul HOGGINS	Audi TT 2.0 TFSI	15	16:20.607	1 Lap	1 Lap	69.76	1:04.166	4

NOT STARTED

NS 37 David ROBB Audi TT 2.0 TFSI

FASTEST LAP

78	Richard FORBER	Audi TT 2.0 TFSI	13	59.285	76.93 mph	123.81 kph
5 M	Paul MAGUIRE	Audi TT 2.0 TFSI	3	1:00.227	75.73 mph	121.87 kph

Car 10 - permitted to start from back of grid - did not complete 3 laps in qualifying session

Weather / Track : Cloudy / Dry

These results are provisional until the conclusion of any judicial and technical matters.

Race Distance: 16 Laps / 20.27 miles

Knockhill: 1.2669 miles

Date: 22/07/2023 Start: 16:13 Finish: 16:29

Clerk Of Course : David Weston	Stewards :	Timekeeper : Sarah Evans
--------------------------------	------------	--------------------------

Results can be found at www.tsl-timing.com

Printed - 16:31 Saturday, 22 July 2023

Audi TT Cup Racing

RACE 4 - LAP CHART

LAP 1 @ 16:14:44.274			LAP 2 @ 16:15:43.812			LAP 3 @ 16:16:43.424			LAP 4 @ 16:17:43.089			LAP 5 @ 16:18:42.829		
NO	BEHIND	LAP TIME	NO	BEHIND	LAP TIME	NO	BEHIND	LAP TIME	NO	BEHIND	LAP TIME	NO	BEHIND	LAP TIME
73		1:02.825	73		59.538	73		59.612	73		59.665	73		59.740
78	0.831	1:03.656	78	1.138	59.845	78	1.543	1:00.017	78	2.050	1:00.172	78	2.033	59.723
6	5.034	1:07.859	51	6.516	1:00.636	51	6.625	59.721	51	6.649	59.689	51	7.026	1:00.117
51	5.418	1:08.243	6	7.087	1:01.591	6	7.702	1:00.227	6	8.071	1:00.034	6	8.334	1:00.003
38	5.484	1:08.309	38	7.350	1:01.404	38	8.141	1:00.403	38	8.360	59.884	38	8.889	1:00.269
23	5.741	1:08.566	23	7.901	1:01.698	23	9.085	1:00.796	23	10.549	1:01.129	23	12.369	1:01.560
40	6.468	1:09.293	40	8.741	1:01.811	40	10.423	1:01.294	40	11.995	1:01.237	40	13.300	1:01.045
33	8.113	1:10.938	33	9.119	1:00.544	33	11.209	1:01.702	33	12.310	1:00.766	33	13.870	1:01.300
10	10.432	1:13.257	10	14.754	1:03.860	10	18.311	1:03.169	10	21.426	1:02.780	10	24.167	1:02.481
58	10.785	1:13.610	58	15.625	1:04.378	58	20.577	1:04.564	58	25.078	1:04.166	5	29.022	1:00.684
5	24.689	1:27.514	5	25.840	1:00.689	5	26.455	1:00.227	5	28.078	1:01.288	58	29.928	1:04.590

Audi TT Cup Racing

RACE 4 - LAP CHART

LAP 6 @ 16:19:42.367			LAP 7 @ 16:20:42.022			LAP 8 @ 16:21:41.732			LAP 9 @ 16:22:41.177			LAP 10 @ 16:23:40.681		
NO	BEHIND	LAP TIME	NO	BEHIND	LAP TIME	NO	BEHIND	LAP TIME	NO	BEHIND	LAP TIME	NO	BEHIND	LAP TIME
73		59.538	73		59.655	73		59.710	73		59.445	73		59.504
78	2.075	59.580	78	1.977	59.557	78	1.840	59.573	78	2.000	59.605	78	2.286	59.790
51	7.463	59.975	51	7.855	1:00.047	51	8.018	59.873	51	8.905	1:00.332	51	9.405	1:00.004
6	8.967	1:00.171	6	8.993	59.681	6	9.297	1:00.014	6	10.127	1:00.275	6	10.385	59.762
38	9.619	1:00.268	38	9.596	59.632	38	10.019	1:00.133	38	10.563	59.989	38	11.032	59.973
23	13.761	1:00.930	23	15.266	1:01.160	23	17.078	1:01.522	23	18.891	1:01.258	23	20.459	1:01.072
40	14.503	1:00.741	33	16.219	1:01.137	40	18.542	1:01.684	40	20.276	1:01.179	33	21.253	1:00.349
33	14.737	1:00.405	40	16.568	1:01.720	33	18.709	1:02.200	33	20.408	1:01.144	40	22.240	1:01.468
10	26.352	1:01.723	10	28.383	1:01.686	10	30.780	1:02.107	10	32.928	1:01.593	5	34.975	1:01.210
5	30.047	1:00.563	5	31.008	1:00.616	5	31.931	1:00.633	5	33.269	1:00.783	10	36.487	1:03.063
58	34.778	1:04.388	58	40.404	1:05.281	58	45.057	1:04.363	58	49.982	1:04.370	58	54.852	1:04.374

Audi TT Cup Racing

RACE 4 - LAP CHART

LAP 11 @ 16:24:40.233			LAP 12 @ 16:25:39.828			LAP 13 @ 16:26:39.598			LAP 14 @ 16:27:39.200			LAP 15 @ 16:28:39.007		
NO	BEHIND	LAP TIME	NO	BEHIND	LAP TIME	NO	BEHIND	LAP TIME	NO	BEHIND	LAP TIME	NO	BEHIND	LAP TIME
73		59.552	73		59.595	73		59.770	73		59.602	73		59.807
78	2.247	59.513	58	1 Lap	1:04.837	78	1.742	59.285	78	2.528	1:00.388	78	3.570	1:00.849
51	10.083	1:00.230	78	2.227	59.575	58	1 Lap	1:05.893	51	11.272	59.814	51	11.978	1:00.513
6	11.243	1:00.410	51	10.759	1:00.271	51	11.060	1:00.071	6	12.783	1:00.270	6	13.229	1:00.253
38	11.506	1:00.026	6	11.899	1:00.251	6	12.115	59.986	38	13.376	1:00.363	38	13.884	1:00.315
23	22.656	1:01.749	38	12.288	1:00.377	38	12.615	1:00.097	58	1 Lap	1:06.620	58	1 Lap	1:04.736
33	22.709	1:01.008	33	23.725	1:00.611	33	24.577	1:00.622	33	25.540	1:00.565	33	26.519	1:00.786
40	23.938	1:01.250	23	24.698	1:01.637	23	25.494	1:00.566	23	26.649	1:00.757	23	27.312	1:00.470
5	36.169	1:00.746	40	25.522	1:01.179	40	26.635	1:00.883	40	27.652	1:00.619	40	28.610	1:00.765
10	38.790	1:01.855	5	37.142	1:00.568	5	38.083	1:00.711	5	39.566	1:01.085	5	40.393	1:00.634
			10	41.540	1:02.345	10	44.371	1:02.601	10	46.400	1:01.631	10	49.397	1:02.804

Audi TT Cup Racing

RACE 4 - LAP CHART

LAP 16 @ 16:29:39.130

NO	BEHIND	LAP TIME
73		1:00.123
78	5.530	1:02.083
51	12.010	1:00.155
6	13.236	1:00.130
38	13.977	1:00.216
58	1 Lap	1:04.437
33	26.715	1:00.319
23	27.632	1:00.443
40	29.123	1:00.636
5	41.706	1:01.436
10	52.693	1:03.419

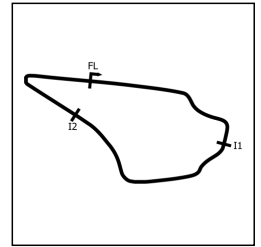
Audi TT Cup Racing

RACE 4 - POSITION CHART

No	Name	Lap																
		Pos	1	2	3	4	5	6	7	8	9	10	11	12	13	14	15	16
73	MAKAR	1	73	73	73	73	73	73	73	73	73	73	73	73	73	73	73	73
78	FORBER	2	78	78	78	78	78	78	78	78	78	78	78	78	78	78	78	78
51	HANDLEY	3	6	51	51	51	51	51	51	51	51	51	51	51	51	51	51	51
37	ROBB	4	51	6	6	6	6	6	6	6	6	6	6	6	6	6	6	6
38	WROOT	5	38	38	38	38	38	38	38	38	38	38	38	38	38	38	38	38
5	MAGUIRE	6	23	23	23	23	23	23	23	23	23	23	23	33	33	33	33	33
6	PARKIN	7	40	40	40	40	40	40	33	40	40	33	33	23	23	23	23	23
23	EVANS	8	33	33	33	33	33	33	40	33	33	40	40	40	40	40	40	40
40	WEAVER	9	10	10	10	10	10	10	10	10	10	5	5	5	5	5	5	5
33	BOOTH	10	58	58	58	58	5	5	5	5	5	10	10	10	10	10	10	10
58	HOGGINS	11	5	5	5	5	58	58	58	58	58	58	58	58	58	58	58	58
10	BARSBY	12																

Audi TT Cup Racing

RACE 4 - SECTOR ANALYSIS



SECTOR 1 = FL to I1, SECTOR 2 = I1 to I2, SECTOR 3 = I2 to FL, DIFF = Difference To Personal Best Lap, P = Crossed Finish Line in Pit Lane, D = Time Disallowed

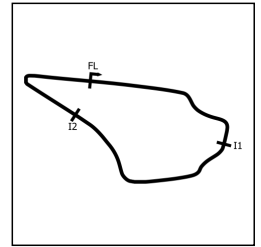
P1 73		Ross MAKAR		Audi TT 2.0 TFSI			
IDEAL LAP TIME : 59.227		BEST LAP TIME : 59.445		DIFFERENCE : 0.218			
LAP	SECTOR 1	SECTOR 2	SECTOR 3	LAP TIME	MPH	DIFF	TIME OF DAY
1 -		23.121	17.067	1:02.825	72.59	3.380	16:14:44.274
2 -	19.267	23.053	17.218	59.538 (3)	76.60	0.093	16:15:43.812
3 -	19.409	23.061	17.142	59.612	76.51	0.167	16:16:43.424
4 -	19.486	23.180	16.999	59.665	76.44	0.220	16:17:43.089
5 -	19.399	23.283	17.058	59.740	76.34	0.295	16:18:42.829
6 -	19.295	23.212	17.031	59.538 (3)	76.60	0.093	16:19:42.367
7 -	19.318	23.170	17.167	59.655	76.45	0.210	16:20:42.022
8 -	19.426	23.116	17.168	59.710	76.38	0.265	16:21:41.732
9 -	19.326	23.030	17.089	59.445 (1)	76.72		16:22:41.177
10 -	19.314	22.961	17.229	59.504 (2)	76.65	0.059	16:23:40.681
11 -	19.308	23.077	17.167	59.552	76.59	0.107	16:24:40.233
12 -	19.397	23.024	17.174	59.595	76.53	0.150	16:25:39.828
13 -	19.379	23.109	17.282	59.770	76.31	0.325	16:26:39.598
14 -	19.310	23.084	17.208	59.602	76.52	0.157	16:27:39.200
15 -	19.371	23.206	17.230	59.807	76.26	0.362	16:28:39.007
16 -	19.518	23.220	17.385	1:00.123	75.86	0.678	16:29:39.130

P2 78		Richard FORBER		Audi TT 2.0 TFSI			
IDEAL LAP TIME : 59.210		BEST LAP TIME : 59.285		DIFFERENCE : 0.075			
LAP	SECTOR 1	SECTOR 2	SECTOR 3	LAP TIME	MPH	DIFF	TIME OF DAY
1 -		23.420	17.080	1:03.656	71.65	4.371	16:14:45.105
2 -	19.490	23.260	17.095	59.845	76.21	0.560	16:15:44.950
3 -	19.498	23.355	17.164	1:00.017	75.99	0.732	16:16:44.967
4 -	19.388	23.447	17.337	1:00.172	75.80	0.887	16:17:45.139
5 -	19.402	23.186	17.135	59.723	76.37	0.438	16:18:44.862
6 -	19.237	23.256	17.087	59.580	76.55	0.295	16:19:44.442
7 -	19.203	23.242	17.112	59.557 (3)	76.58	0.272	16:20:43.999
8 -	19.273	23.181	17.119	59.573	76.56	0.288	16:21:43.572
9 -	19.058	23.303	17.244	59.605	76.52	0.320	16:22:43.177
10 -	19.231	23.377	17.182	59.790	76.28	0.505	16:23:42.967
11 -	19.100	23.314	17.099	59.513 (2)	76.64	0.228	16:24:42.480
12 -	19.112	23.228	17.235	59.575	76.56	0.290	16:25:42.055
13 -	19.133	23.095	17.057	59.285 (1)	76.93		16:26:41.340
14 -	19.215	23.103	18.070	1:00.388	75.53	1.103	16:27:41.728
15 -	19.899	23.356	17.594	1:00.849	74.95	1.564	16:28:42.577
16 -	19.530	23.438	19.115	1:02.083	73.46	2.798	16:29:44.660

P3 51		Luke HANDLEY		Audi TT 2.0 TFSI			
IDEAL LAP TIME : 59.514		BEST LAP TIME : 59.689		DIFFERENCE : 0.175			
LAP	SECTOR 1	SECTOR 2	SECTOR 3	LAP TIME	MPH	DIFF	TIME OF DAY
1 -		24.540	17.494	1:08.243	66.83	8.554	16:14:49.692
2 -	19.520	23.814	17.302	1:00.636	75.22	0.947	16:15:50.328
3 -	19.245	23.408	17.068	59.721 (2)	76.37	0.032	16:16:50.049
4 -	19.303	23.201	17.185	59.689 (1)	76.41		16:17:49.738
5 -	19.463	23.253	17.401	1:00.117	75.87	0.428	16:18:49.855
6 -	19.452	23.325	17.198	59.975	76.05	0.286	16:19:49.830
7 -	19.380	23.418	17.249	1:00.047	75.95	0.358	16:20:49.877
8 -	19.264	23.498	17.111	59.873	76.17	0.184	16:21:49.750
9 -	19.416	23.775	17.141	1:00.332	75.60	0.643	16:22:50.082
10 -	19.350	23.385	17.269	1:00.004	76.01	0.315	16:23:50.086
11 -	19.362	23.763	17.105	1:00.230	75.72	0.541	16:24:50.316
12 -	19.303	23.699	17.269	1:00.271	75.67	0.582	16:25:50.587
13 -	19.365	23.481	17.225	1:00.071	75.92	0.382	16:26:50.658
14 -	19.246	23.276	17.292	59.814 (3)	76.25	0.125	16:27:50.472
15 -	19.320	23.936	17.257	1:00.513	75.37	0.824	16:28:50.985
16 -	19.536	23.448	17.171	1:00.155	75.82	0.466	16:29:51.140

Audi TT Cup Racing

RACE 4 - SECTOR ANALYSIS



SECTOR 1 = FL to I1, SECTOR 2 = I1 to I2, SECTOR 3 = I2 to FL, DIFF = Difference To Personal Best Lap, P = Crossed Finish Line in Pit Lane, D = Time Disallowed

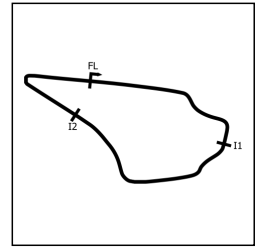
P4 6		Scott PARKIN		Audi TT 2.0 TFSI			
IDEAL LAP TIME : 59.495		BEST LAP TIME : 59.681		DIFFERENCE : 0.186			
LAP	SECTOR 1	SECTOR 2	SECTOR 3	LAP TIME	MPH	DIFF	TIME OF DAY
1 -		25.020	17.351	1:07.859	67.21	8.178	16:14:49.308
2 -	19.399	24.693	17.499	1:01.591	74.05	1.910	16:15:50.899
3 -	19.482	23.687	17.058	1:00.227	75.73	0.546	16:16:51.126
4 -	19.339	23.613	17.082	1:00.034	75.97	0.353	16:17:51.160
5 -	19.478	23.383	17.142	1:00.003	76.01	0.322	16:18:51.163
6 -	19.390	23.539	17.242	1:00.171	75.80	0.490	16:19:51.334
7 -	19.171	23.319	17.191	59.681 (1)	76.42		16:20:51.015
8 -	19.424	23.494	17.096	1:00.014	76.00	0.333	16:21:51.029
9 -	19.384	23.642	17.249	1:00.275	75.67	0.594	16:22:51.304
10 -	19.290	23.266	17.206	59.762 (2)	76.32	0.081	16:23:51.066
11 -	19.517	23.564	17.329	1:00.410	75.50	0.729	16:24:51.476
12 -	19.425	23.569	17.257	1:00.251	75.70	0.570	16:25:51.727
13 -	19.427	23.325	17.234	59.986 (3)	76.03	0.305	16:26:51.713
14 -	19.506	23.537	17.227	1:00.270	75.67	0.589	16:27:51.983
15 -	19.436	23.751	17.066	1:00.253	75.69	0.572	16:28:52.236
16 -	19.484	23.437	17.209	1:00.130	75.85	0.449	16:29:52.366

P5 38		Morgan WROOT		Audi TT 2.0 TFSI			
IDEAL LAP TIME : 59.507		BEST LAP TIME : 59.632		DIFFERENCE : 0.125			
LAP	SECTOR 1	SECTOR 2	SECTOR 3	LAP TIME	MPH	DIFF	TIME OF DAY
1 -		24.577	17.772	1:08.309	66.77	8.677	16:14:49.758
2 -	20.166	23.608	17.630	1:01.404	74.28	1.772	16:15:51.162
3 -	19.786	23.341	17.276	1:00.403	75.51	0.771	16:16:51.565
4 -	19.365	23.234	17.285	59.884 (2)	76.16	0.252	16:17:51.449
5 -	19.631	23.246	17.392	1:00.269	75.67	0.637	16:18:51.718
6 -	19.467	23.307	17.494	1:00.268	75.68	0.636	16:19:51.986
7 -	19.374	22.866	17.392	59.632 (1)	76.48		16:20:51.618
8 -	19.465	23.225	17.443	1:00.133	75.85	0.501	16:21:51.751
9 -	19.379	23.142	17.468	59.989	76.03	0.357	16:22:51.740
10 -	19.516	23.074	17.383	59.973 (3)	76.05	0.341	16:23:51.713
11 -	19.464	23.101	17.461	1:00.026	75.98	0.394	16:24:51.739
12 -	19.571	23.312	17.494	1:00.377	75.54	0.745	16:25:52.116
13 -	19.553	23.066	17.478	1:00.097	75.89	0.465	16:26:52.213
14 -	19.525	23.255	17.583	1:00.363	75.56	0.731	16:27:52.576
15 -	19.455	23.276	17.584	1:00.315	75.62	0.683	16:28:52.891
16 -	19.570	23.143	17.503	1:00.216	75.74	0.584	16:29:53.107

P6 33 M		Patrick BOOTH		Audi TT 2.0 TFSI			
IDEAL LAP TIME : 59.816		BEST LAP TIME : 1:00.319		DIFFERENCE : 0.503			
LAP	SECTOR 1	SECTOR 2	SECTOR 3	LAP TIME	MPH	DIFF	TIME OF DAY
1 -		25.090	18.049	1:10.938	64.29	10.619	16:14:52.387
2 -	19.803	23.748	16.993	1:00.544	75.33	0.225	16:15:52.931
3 -	20.288	24.104	17.310	1:01.702	73.92	1.383	16:16:54.633
4 -	19.771	23.636	17.359	1:00.766	75.06	0.447	16:17:55.399
5 -	20.131	23.938	17.231	1:01.300	74.40	0.981	16:18:56.699
6 -	19.667	23.525	17.213	1:00.405 (3)	75.50	0.086	16:19:57.104
7 -	20.119	23.728	17.290	1:01.137	74.60	0.818	16:20:58.241
8 -	19.592	23.714	18.894	1:02.200	73.32	1.881	16:22:00.441
9 -	20.356	23.563	17.225	1:01.144	74.59	0.825	16:23:01.585
10 -	19.704	23.360	17.285	1:00.349 (2)	75.57	0.030	16:24:01.934
11 -	19.463	23.996	17.549	1:01.008	74.76	0.689	16:25:02.942
12 -	19.844	23.591	17.176	1:00.611	75.25	0.292	16:26:03.553
13 -	19.649	23.727	17.246	1:00.622	75.23	0.303	16:27:04.175
14 -	19.676	23.700	17.189	1:00.565	75.30	0.246	16:28:04.740
15 -	19.663	23.905	17.218	1:00.786	75.03	0.467	16:29:05.526
16 -	19.638	23.455	17.226	1:00.319 (1)	75.61		16:30:05.845

Audi TT Cup Racing

RACE 4 - SECTOR ANALYSIS



SECTOR 1 = FL to I1, SECTOR 2 = I1 to I2, SECTOR 3 = I2 to FL, DIFF = Difference To Personal Best Lap, P = Crossed Finish Line in Pit Lane, D = Time Disallowed

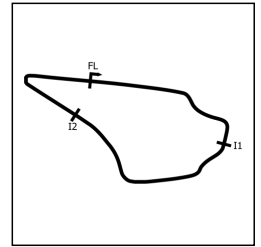
P7 23 M		Tim EVANS		Audi TT 2.0 TFSI			
IDEAL LAP TIME : 1:00.296		BEST LAP TIME : 1:00.443		DIFFERENCE : 0.147			
LAP	SECTOR 1	SECTOR 2	SECTOR 3	LAP TIME	MPH	DIFF	TIME OF DAY
1 -		24.486	17.273	1:08.566	66.52	8.123	16:14:50.015
2 -	20.565	23.847	17.286	1:01.698	73.92	1.255	16:15:51.713
3 -	19.849	23.629	17.318	1:00.796	75.02	0.353	16:16:52.509
4 -	19.670	24.146	17.313	1:01.129	74.61	0.686	16:17:53.638
5 -	19.677	24.546	17.337	1:01.560	74.09	1.117	16:18:55.198
6 -	19.802	23.923	17.205	1:00.930	74.85	0.487	16:19:56.128
7 -	20.028	23.822	17.310	1:01.160	74.57	0.717	16:20:57.288
8 -	19.836	24.315	17.371	1:01.522	74.13	1.079	16:21:58.810
9 -	19.873	24.077	17.308	1:01.258	74.45	0.815	16:23:00.068
10 -	19.779	24.010	17.283	1:01.072	74.68	0.629	16:24:01.140
11 -	19.932	24.239	17.578	1:01.749	73.86	1.306	16:25:02.889
12 -	20.279	23.967	17.391	1:01.637	73.99	1.194	16:26:04.526
13 -	19.614	23.750	17.202	1:00.566 (3)	75.30	0.123	16:27:05.092
14 -	19.661	23.737	17.359	1:00.757	75.07	0.314	16:28:05.849
15 -	19.671	23.684	17.115	1:00.470 (2)	75.42	0.027	16:29:06.319
16 -	19.730	23.567	17.146	1:00.443 (1)	75.46		16:30:06.762

P8 40		Joe WEAVER		Audi TT 2.0 TFSI			
IDEAL LAP TIME : 1:00.403		BEST LAP TIME : 1:00.619		DIFFERENCE : 0.216			
LAP	SECTOR 1	SECTOR 2	SECTOR 3	LAP TIME	MPH	DIFF	TIME OF DAY
1 -		24.492	17.590	1:09.293	65.82	8.674	16:14:50.742
2 -	20.167	24.052	17.592	1:01.811	73.79	1.192	16:15:52.553
3 -	19.935	23.740	17.619	1:01.294	74.41	0.675	16:16:53.847
4 -	19.423	24.172	17.642	1:01.237	74.48	0.618	16:17:55.084
5 -	19.456	23.725	17.864	1:01.045	74.71	0.426	16:18:56.129
6 -	19.517	23.613	17.611	1:00.741 (3)	75.09	0.122	16:19:56.870
7 -	19.968	23.788	17.964	1:01.720	73.90	1.101	16:20:58.590
8 -	19.549	24.162	17.973	1:01.684	73.94	1.065	16:22:00.274
9 -	20.082	23.639	17.458	1:01.179	74.55	0.560	16:23:01.453
10 -	20.138	23.729	17.601	1:01.468	74.20	0.849	16:24:02.921
11 -	19.557	23.771	17.922	1:01.250	74.46	0.631	16:25:04.171
12 -	19.801	23.566	17.812	1:01.179	74.55	0.560	16:26:05.350
13 -	19.487	23.770	17.626	1:00.883	74.91	0.264	16:27:06.233
14 -	19.477	23.584	17.558	1:00.619 (1)	75.24		16:28:06.852
15 -	19.398	23.888	17.479	1:00.765	75.06	0.146	16:29:07.617
16 -	19.562	23.635	17.439	1:00.636 (2)	75.22	0.017	16:30:08.253

P9 5 M		Paul MAGUIRE		Audi TT 2.0 TFSI			
IDEAL LAP TIME : 1:00.180		BEST LAP TIME : 1:00.227		DIFFERENCE : 0.047			
LAP	SECTOR 1	SECTOR 2	SECTOR 3	LAP TIME	MPH	DIFF	TIME OF DAY
1 -		27.110	17.670	1:27.514	52.11	27.287	16:15:08.963
2 -	19.849	23.442	17.398	1:00.689	75.15	0.462	16:16:09.652
3 -	19.634	23.275	17.318	1:00.227 (1)	75.73		16:17:09.879
4 -	19.675	23.786	17.827	1:01.288	74.42	1.061	16:18:11.167
5 -	19.873	23.432	17.379	1:00.684	75.16	0.457	16:19:11.851
6 -	19.711	23.314	17.538	1:00.563 (2)	75.31	0.336	16:20:12.414
7 -	19.672	23.508	17.436	1:00.616	75.24	0.389	16:21:13.030
8 -	19.587	23.656	17.390	1:00.633	75.22	0.406	16:22:13.663
9 -	19.888	23.319	17.576	1:00.783	75.03	0.556	16:23:14.446
10 -	20.190	23.523	17.497	1:01.210	74.51	0.983	16:24:15.656
11 -	19.899	23.333	17.514	1:00.746	75.08	0.519	16:25:16.402
12 -	19.882	23.313	17.373	1:00.568 (3)	75.30	0.341	16:26:16.970
13 -	19.814	23.455	17.442	1:00.711	75.12	0.484	16:27:17.681
14 -	20.026	23.494	17.565	1:01.085	74.66	0.858	16:28:18.766
15 -	19.711	23.485	17.438	1:00.634	75.22	0.407	16:29:19.400
16 -	19.945	23.852	17.639	1:01.436	74.24	1.209	16:30:20.836

Audi TT Cup Racing

RACE 4 - SECTOR ANALYSIS



SECTOR 1 = FL to I1, SECTOR 2 = I1 to I2, SECTOR 3 = I2 to FL, DIFF = Difference To Personal Best Lap, P = Crossed Finish Line in Pit Lane, D = Time Disallowed

P10 10		Oliver BARSBY		Audi TT 2.0 TFSI			
IDEAL LAP TIME : 1:01.367		BEST LAP TIME : 1:01.593		DIFFERENCE : 0.226			
LAP	SECTOR 1	SECTOR 2	SECTOR 3	LAP TIME	MPH	DIFF	TIME OF DAY
1 -		25.775	17.931	1:13.257	62.26	11.664	16:14:54.706
2 -	20.882	24.657	18.321	1:03.860	71.42	2.267	16:15:58.566
3 -	21.062	24.231	17.876	1:03.169	72.20	1.576	16:17:01.735
4 -	20.528	24.693	17.559	1:02.780	72.65	1.187	16:18:04.515
5 -	20.421	24.552	17.508	1:02.481	73.00	0.888	16:19:06.996
6 -	20.135	24.056	17.532	1:01.723	73.89	0.130	16:20:08.719
7 -	20.153	24.010	17.523	1:01.686 (3)	73.94	0.093	16:21:10.405
8 -	20.387	24.064	17.656	1:02.107	73.43	0.514	16:22:12.512
9 -	20.051	23.889	17.653	1:01.593 (1)	74.05		16:23:14.105
10 -	20.847	24.121	18.095	1:03.063	72.32	1.470	16:24:17.168
11 -	19.995	23.983	17.877	1:01.855	73.73	0.262	16:25:19.023
12 -	20.522	24.134	17.689	1:02.345	73.15	0.752	16:26:21.368
13 -	20.137	24.528	17.936	1:02.601	72.86	1.008	16:27:23.969
14 -	19.970	23.930	17.731	1:01.631 (2)	74.00	0.038	16:28:25.600
15 -	20.298	24.461	18.045	1:02.804	72.62	1.211	16:29:28.404
16 -	20.759	24.866	17.794	1:03.419	71.92	1.826	16:30:31.823

P11 58 M		Paul HOGGINS		Audi TT 2.0 TFSI			
IDEAL LAP TIME : 1:03.686		BEST LAP TIME : 1:04.166		DIFFERENCE : 0.480			
LAP	SECTOR 1	SECTOR 2	SECTOR 3	LAP TIME	MPH	DIFF	TIME OF DAY
1 -		25.883	18.814	1:13.610	61.96	9.444	16:14:55.059
2 -	21.124	24.939	18.315	1:04.378	70.84	0.212	16:15:59.437
3 -	20.800	25.018	18.746	1:04.564	70.64	0.398	16:17:04.001
4 -	20.972	24.902	18.292	1:04.166 (1)	71.08		16:18:08.167
5 -	21.003	24.837	18.750	1:04.590	70.61	0.424	16:19:12.757
6 -	20.600	24.836	18.952	1:04.388	70.83	0.222	16:20:17.145
7 -	20.860	25.740	18.681	1:05.281	69.86	1.115	16:21:22.426
8 -	20.657	24.961	18.745	1:04.363 (2)	70.86	0.197	16:22:26.789
9 -	20.558	24.945	18.867	1:04.370 (3)	70.85	0.204	16:23:31.159
10 -	20.802	25.059	18.513	1:04.374	70.85	0.208	16:24:35.533
11 -	21.016	24.974	18.847	1:04.837	70.34	0.671	16:25:40.370
12 -	22.144	25.169	18.580	1:05.893	69.21	1.727	16:26:46.263
13 -	20.975	25.240	20.405	1:06.620	68.46	2.454	16:27:52.883
14 -	21.054	24.998	18.684	1:04.736	70.45	0.570	16:28:57.619
15 -	20.767	24.902	18.768	1:04.437	70.78	0.271	16:30:02.056

Audi TT Cup Racing

RACE 4 - BEST SECTORS

SECTOR 1			SECTOR 2			SECTOR 3			IDEAL / BEST COMPARISON						
POS	NO	NAME	TIME	NO	NAME	TIME	NO	NAME	TIME	POS	NO	NAME	IDEAL	BEST	DIFF
													PERFECT LAP	58.917	
1	78	FORBER	19.058	38	WROOT	22.866	33	BOOTH	16.993	1	78	FORBER	59.210	59.285	0.075
2	6	PARKIN	19.171	73	MAKAR	22.961	73	MAKAR	16.999	2	73	MAKAR	59.227	59.445	0.218
3	51	HANDLEY	19.245	78	FORBER	23.095	78	FORBER	17.057	3	6	PARKIN	59.495	59.681	0.186
4	73	MAKAR	19.267	51	HANDLEY	23.201	6	PARKIN	17.058	4	38	WROOT	59.507	59.632	0.125
5	38	WROOT	19.365	6	PARKIN	23.266	51	HANDLEY	17.068	5	51	HANDLEY	59.514	59.689	0.175
6	40	WEAVER	19.398	5	MAGUIRE	23.275	23	EVANS	17.115	6	33	BOOTH	59.816	1:00.319	0.503
7	33	BOOTH	19.463	33	BOOTH	23.360	38	WROOT	17.276	7	5	MAGUIRE	1:00.180	1:00.227	0.047
8	5	MAGUIRE	19.587	40	WEAVER	23.566	5	MAGUIRE	17.318	8	23	EVANS	1:00.296	1:00.443	0.147
9	23	EVANS	19.614	23	EVANS	23.567	40	WEAVER	17.439	9	40	WEAVER	1:00.403	1:00.619	0.216
10	10	BARSBY	19.970	10	BARSBY	23.889	10	BARSBY	17.508	10	10	BARSBY	1:01.367	1:01.593	0.226
11	58	HOGGINS	20.558	58	HOGGINS	24.836	58	HOGGINS	18.292	11	58	HOGGINS	1:03.686	1:04.166	0.480

Audi TT Cup Racing

RACE 4 - STATISTICS

Competitors Started 11
Planned Start 2023-07-22 @ 16:00:00.000
Actual Start 2023-07-22 @ 16:13:41.448
Finish Time 2023-07-22 @ 16:29:37.640
Track Length 1.2669mi.
Total Laps 175
Total Distance Covered 221.7207mi.

Session Fastest Lap History

NO	CL	NAME	LAP TIME	TIME OF DAY	LAP	VEHICLE
73		Ross MAKAR	59.538	16:15:43.824	2	Audi TT 2.0 TFSI
73		Ross MAKAR	59.445	16:22:41.189	9	Audi TT 2.0 TFSI
78		Richard FORBER	59.285	16:26:41.354	13	Audi TT 2.0 TFSI

Session Leader History

NO	CL	NAME	FROM LAP	LAPS LED	DISTANCE	VEHICLE
73		Ross MAKAR	1	16	20.27 miles	Audi TT 2.0 TFSI

Flag History

TYPE	TIME OF DAY
GREEN	16:13:41.448
FINISH	16:29:37.640

Flag Statistics

TYPE	COUNT	TOTAL LAPS	TOTAL TIME
Green	1	16	16:54.576
Red	0	0	0.000
Safety Car	0	0	0.000
FCY	0	0	0.000

Audi TT Cup Racing

RACE 4 - STATISTICS

CLASS :

7 Starters

Fastest Lap History

NO	NAME	LAP TIME	TIME OF DAY	LAP	VEHICLE
73	Ross MAKAR	59.538	16:15:43.824	2	Audi TT 2.0 TFSI
73	Ross MAKAR	59.445	16:22:41.189	9	Audi TT 2.0 TFSI
78	Richard FORBER	59.285	16:26:41.354	13	Audi TT 2.0 TFSI

Leader History

NO	NAME	FROM LAP	LAPS LED	DISTANCE	VEHICLE
73	Ross MAKAR	1	16	20.27 miles	Audi TT 2.0 TFSI

Audi TT Cup Racing

RACE 4 - STATISTICS

CLASS : M

4 Starters

Fastest Lap History


NO	NAME	LAP TIME	TIME OF DAY	LAP	VEHICLE
23	Tim EVANS	1:01.698	16:15:51.731	2	Audi TT 2.0 TFSI
33	Patrick BOOTH	1:00.544	16:15:52.948	2	Audi TT 2.0 TFSI
5	Paul MAGUIRE	1:00.227	16:17:09.893	3	Audi TT 2.0 TFSI

Leader History

NO	NAME	FROM LAP	LAPS LED	DISTANCE	VEHICLE
23	Tim EVANS	1	11	13.93 miles	Audi TT 2.0 TFSI
33	Patrick BOOTH	12	5	6.33 miles	Audi TT 2.0 TFSI

Audi TT Cup Racing
RACE 12 - GRID (15 minutes)

ROW 6	11	16:20.607	58	Paul HOGGINS	12	0.000	37	David ROBB
ROW 5	9	16:39.387	5	Paul MAGUIRE	10	16:50.374	10	Oliver BARSBY
ROW 4	7	16:25.313	23	Tim EVANS	8	16:26.804	40	Joe WEAVER
ROW 3	5	16:11.658	38	Morgan WROOT	6	16:24.396	33	Patrick BOOTH
ROW 2	3	16:09.691	51	Luke HANDLEY	4	16:10.917	6	Scott PARKIN
ROW 1	1	15:57.681	73	Ross MAKAR	2	16:03.211	78	Richard FORBER
Pole								



Knockhill: 1.2669 miles

These results are provisional until the conclusion of any judicial and technical matters.

Clerk Of Course : David Weston	Stewards :	Timekeeper : Sarah Evans
--------------------------------	------------	--------------------------

Results can be found at www.tsl-timing.com

Printed - 16:33 Saturday, 22 July 2023

Audi TT Cup Racing

RACE 12 - CLASSIFICATION

POS	NO	CL	PIC NAME	ENTRY	LAPS	TIME	GAP	DIFF	MPH	BEST	ON
1	78		1 Richard FORBER	Audi TT 2.0 TFSI	15	14:57.895			76.19	58.811	4
2	73*		2 Ross MAKAR	Audi TT 2.0 TFSI	15	15:12.557	14.662	14.662	74.97	59.123	3
3	6		3 Scott PARKIN	Audi TT 2.0 TFSI	15	15:13.045	15.150	0.488	74.93	59.982	4
4	51		4 Luke HANDLEY	Audi TT 2.0 TFSI	15	15:13.465	15.570	0.420	74.89	59.782	5
5	33	M	1 Patrick BOOTH	Audi TT 2.0 TFSI	15	15:14.264	16.369	0.799	74.83	59.924	13
6	38		5 Morgan WROOT	Audi TT 2.0 TFSI	15	15:15.079	17.184	0.815	74.76	59.824	7
7	23	M	2 Tim EVANS	Audi TT 2.0 TFSI	15	15:16.723	18.828	1.644	74.63	59.819	10
8	5*	M	3 Paul MAGUIRE	Audi TT 2.0 TFSI	15	15:30.560	32.665	13.837	73.52	59.862	15
9	37		6 David ROBB	Audi TT 2.0 TFSI	15	15:41.003	43.108	10.443	72.70	1:01.321	6
10	10		7 Oliver BARSBY	Audi TT 2.0 TFSI	15	15:53.922	56.027	12.919	71.72	1:02.360	5
11	58	M	4 Paul HOGGINS	Audi TT 2.0 TFSI	14	15:11.631	1 Lap	1 Lap	70.04	1:03.733	10

NOT CLASSIFIED

DNF	40		Joe WEAVER	Audi TT 2.0 TFSI	6	6:13.404	9 Laps	8 Laps	73.28	59.722	6
-----	----	--	------------	------------------	---	----------	--------	--------	-------	--------	---

FASTEST LAP

	78		Richard FORBER	Audi TT 2.0 TFSI	4	58.811			77.55 mph	124.81 kph	
	23	M	Tim EVANS	Audi TT 2.0 TFSI	10	59.819			76.24 mph	122.71 kph	

Car 5 - 5 second penalty - Track limits
 Car 73 - 5 second penalty - Track limits
 Car 5 - 10 second penalty - Track limits
 Car 73 - 10 second penalty - Track limits

Race Distance: 15 Laps / 19.00 miles

Knockhill: 1.2669 miles

Date: 23/07/2023 Start: 11:05 Finish: 11:20

Weather / Track : Cloudy / Dry

These results are provisional until the conclusion of any judicial and technical matters.

Clerk Of Course : David Weston	Stewards :	Timekeeper : Sarah Evans
--------------------------------	------------	--------------------------

Results can be found at www.tsl-timing.com

Printed - 11:23 Sunday, 23 July 2023

Audi TT Cup Racing

RACE 12 - LAP CHART

LAP 1 @ 11:06:44.666			LAP 2 @ 11:07:44.049			LAP 3 @ 11:08:43.172			LAP 4 @ 11:09:42.320			LAP 5 @ 11:10:42.004		
NO	BEHIND	LAP TIME	NO	BEHIND	LAP TIME	NO	BEHIND	LAP TIME	NO	BEHIND	LAP TIME	NO	BEHIND	LAP TIME
73		1:03.267	73		59.383	73		59.123	73		59.148	73		59.684
78	0.640	1:03.907	78	0.557	59.300	78	0.605	59.171	78	0.268	58.811	78	0.236	59.652
6	2.763	1:06.030	6	4.280	1:00.900	6	5.649	1:00.492	6	6.483	59.982	6	7.126	1:00.327
51	2.890	1:06.157	5	4.800	1:00.633	5	5.921	1:00.244	51	7.685	1:00.477	51	7.783	59.782
5	3.550	1:06.817	51	5.125	1:01.618	51	6.356	1:00.354	33	9.003	1:00.401	33	9.622	1:00.303
23	4.681	1:07.948	33	6.618	1:00.907	33	7.750	1:00.255	38	11.059	1:01.140	38	11.425	1:00.050
33	5.094	1:08.361	23	6.642	1:01.344	23	8.557	1:01.038	23	11.621	1:02.212	40	13.077	1:00.833
38	5.399	1:08.666	38	6.988	1:00.972	38	9.067	1:01.202	40	11.928	1:01.575	23	13.249	1:01.312
40	5.709	1:08.976	40	7.409	1:01.083	40	9.501	1:01.215	5	12.426	1:05.653	5	13.463	1:00.721
37	7.040	1:10.307	37	9.740	1:02.083	37	12.125	1:01.508	37	14.813	1:01.836	37	16.896	1:01.767
10	7.792	1:11.059	10	11.352	1:02.943	10	14.883	1:02.654	10	18.464	1:02.729	10	21.140	1:02.360
58	10.653	1:13.920	58	16.312	1:05.042	58	21.752	1:04.563	58	26.440	1:03.836	58	31.262	1:04.506

Audi TT Cup Racing

RACE 12 - LAP CHART

LAP 6 @ 11:11:41.821			LAP 7 @ 11:12:41.040			LAP 8 @ 11:13:41.360			LAP 9 @ 11:14:40.820			LAP 10 @ 11:15:40.621		
NO	BEHIND	LAP TIME	NO	BEHIND	LAP TIME	NO	BEHIND	LAP TIME	NO	BEHIND	LAP TIME	NO	BEHIND	LAP TIME
73		59.817	73		59.219	73		1:00.320	73		59.460	73		59.801
78	0.435	1:00.016	78	0.283	59.067	78	0.431	1:00.468	78	0.371	59.400	78	0.261	59.691
6	7.492	1:00.183	6	8.515	1:00.242	6	8.631	1:00.436	6	10.334	1:01.163	6	10.922	1:00.389
51	7.788	59.822	51	8.925	1:00.356	51	9.209	1:00.604	51	10.605	1:00.856	51	11.163	1:00.359
33	9.879	1:00.074	33	11.267	1:00.607	33	11.881	1:00.934	33	13.924	1:01.503	33	14.488	1:00.365
38	11.444	59.836	38	12.049	59.824	38	12.242	1:00.513	38	14.173	1:01.391	38	15.157	1:00.785
40	12.982	59.722	5	14.528	59.889	5	14.716	1:00.508	5	15.696	1:00.440	5	15.758	59.863
5	13.858	1:00.212	23	15.656	1:00.362	23	15.834	1:00.498	23	16.706	1:00.332	23	16.724	59.819
23	14.513	1:01.081	37	21.069	1:01.888	37	22.967	1:02.218	37	26.071	1:02.564	37	28.596	1:02.326
37	18.400	1:01.321	10	28.533	1:03.496	10	31.991	1:03.778	10	36.131	1:03.600	10	39.689	1:03.359
10	24.256	1:02.933	58	40.916	1:04.237	58	45.005	1:04.409	58	49.511	1:03.966	58	53.443	1:03.733
58	35.898	1:04.453												

Audi TT Cup Racing

RACE 12 - LAP CHART

LAP 11 @ 11:16:39.867			LAP 12 @ 11:17:39.531			LAP 13 @ 11:18:39.482			LAP 14 @ 11:19:39.130			LAP 15 @ 11:20:38.956		
NO	BEHIND	LAP TIME	NO	BEHIND	LAP TIME	NO	BEHIND	LAP TIME	NO	BEHIND	LAP TIME	NO	BEHIND	LAP TIME
73		59.246	73		59.664	73		59.951	73		59.648	73		59.826
78	0.349	59.334	78	0.487	59.802	78	0.359	59.823	78	0.470	59.759	78	0.338	59.694
6	12.510	1:00.834	6	13.315	1:00.469	58	1 Lap	1:05.112	58	1 Lap	1:04.503	58	1 Lap	1:04.361
51	12.881	1:00.964	51	13.701	1:00.484	6	13.877	1:00.513	6	14.814	1:00.585	6	15.488	1:00.500
33	15.390	1:00.148	33	16.031	1:00.305	51	14.140	1:00.390	51	15.209	1:00.717	51	15.908	1:00.525
38	16.045	1:00.134	38	16.615	1:00.234	33	16.004	59.924	33	16.354	59.998	33	16.707	1:00.179
5	16.776	1:00.264	5	17.334	1:00.222	38	16.765	1:00.101	38	17.342	1:00.225	38	17.522	1:00.006
23	17.837	1:00.359	23	18.113	59.940	5	17.392	1:00.009	5	17.967	1:00.223	5	18.003	59.862
37	32.166	1:02.816	37	35.003	1:02.501	23	18.102	59.940	23	18.566	1:00.112	23	19.166	1:00.426
10	43.609	1:03.166	10	47.589	1:03.644	37	37.522	1:02.470	37	40.317	1:02.443	37	43.446	1:02.955
58	59.187	1:04.990				10	50.432	1:02.794	10	53.333	1:02.549	10	56.365	1:02.858

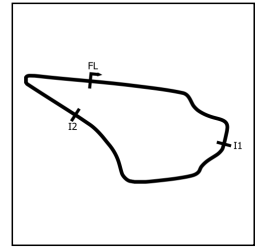
Audi TT Cup Racing

RACE 12 - POSITION CHART

No	Name	Lap															
		Pos	1	2	3	4	5	6	7	8	9	10	11	12	13	14	15
73	MAKAR	1	73	73	73	73	73	73	73	73	73	73	73	73	73	73	73
78	FORBER	2	78	78	78	78	78	78	78	78	78	78	78	78	78	78	78
51	HANDLEY	3	6	6	6	6	6	6	6	6	6	6	6	6	6	6	6
6	PARKIN	4	51	5	5	51	51	51	51	51	51	51	51	51	51	51	51
38	WROOT	5	5	51	51	33	33	33	33	33	33	33	33	33	33	33	33
33	BOOTH	6	23	33	33	38	38	38	38	38	38	38	38	38	38	38	38
23	EVANS	7	33	23	23	23	40	40	5	5	5	5	5	5	5	5	5
40	WEAVER	8	38	38	38	40	23	5	23	23	23	23	23	23	23	23	23
5	MAGUIRE	9	40	40	40	5	5	23	37	37	37	37	37	37	37	37	37
10	BARSBY	10	37	37	37	37	37	37	10	10	10	10	10	10	10	10	10
58	HOGGINS	11	10	10	10	10	10	10	58	58	58	58	58	58	58	58	58
37	ROBB	12	58	58	58	58	58	58									

Audi TT Cup Racing

RACE 12 - SECTOR ANALYSIS



SECTOR 1 = FL to I1, SECTOR 2 = I1 to I2, SECTOR 3 = I2 to FL, DIFF = Difference To Personal Best Lap, P = Crossed Finish Line in Pit Lane, D = Time Disallowed

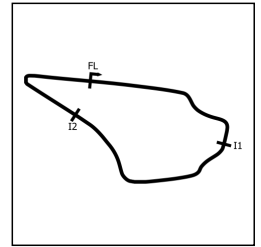
P1 78		Richard FORBER		Audi TT 2.0 TFSI			
IDEAL LAP TIME : 58.783		BEST LAP TIME : 58.811		DIFFERENCE : 0.028			
LAP	SECTOR 1	SECTOR 2	SECTOR 3	LAP TIME	MPH	DIFF	TIME OF DAY
1 -		23.180	16.910	1:03.907	71.37	5.096	11:06:45.306
2 -	19.221	23.178	16.901	59.300	76.91	0.489	11:07:44.606
3 -	19.152	22.989	17.030	59.171 (3)	77.08	0.360	11:08:43.777
4 -	19.058	22.824	16.929	58.811 (1)	77.55		11:09:42.588
5 -	19.391	23.178	17.083	59.652	76.46	0.841	11:10:42.240
6 -	19.360	23.501	17.155	1:00.016	75.99	1.205	11:11:42.256
7 -	19.161	22.934	16.972	59.067 (2)	77.21	0.256	11:12:41.323
8 -	19.449	23.953	17.066	1:00.468	75.43	1.657	11:13:41.791
9 -	19.101	23.102	17.197	59.400	76.78	0.589	11:14:41.191
10 -	19.307	23.238	17.146	59.691	76.41	0.880	11:15:40.882
11 -	19.436	22.928	16.970	59.334	76.87	0.523	11:16:40.216
12 -	19.177	23.385	17.240	59.802	76.27	0.991	11:17:40.018
13 -	19.380	23.382	17.061	59.823	76.24	1.012	11:18:39.841
14 -	19.184	23.351	17.224	59.759	76.32	0.948	11:19:39.600
15 -	19.099	23.349	17.246	59.694	76.40	0.883	11:20:39.294

P2 73		Ross MAKAR		Audi TT 2.0 TFSI			
IDEAL LAP TIME : 59.005		BEST LAP TIME : 59.123		DIFFERENCE : 0.118			
LAP	SECTOR 1	SECTOR 2	SECTOR 3	LAP TIME	MPH	DIFF	TIME OF DAY
1 -		23.210	17.072	1:03.267	72.09	4.144	11:06:44.666
2 -	19.229	23.075	17.079	59.383	76.80	0.260	11:07:44.049
3 -	19.179	22.921	17.023	59.123 (1)	77.14		11:08:43.172
4 -	19.143	22.982	17.023	59.148 (2)	77.11	0.025	11:09:42.320
5 -	19.347	23.313	17.024	59.684	76.42	0.561	11:10:42.004
6 -	19.350	23.471	16.996	59.817	76.25	0.694	11:11:41.821
7 -	19.145	23.097	16.977	59.219 (3)	77.02	0.096	11:12:41.040
8 -	19.467	23.863	16.990	1:00.320	75.61	1.197	11:13:41.360
9 -	19.223	23.139	17.098	59.460	76.70	0.337	11:14:40.820
10 -	19.467	23.185	17.149	59.801	76.27	0.678	11:15:40.621
11 -	19.240	23.065	16.941	59.246	76.98	0.123	11:16:39.867
12 -	19.185	23.478	17.001	59.664	76.44	0.541	11:17:39.531
13 -	19.620	23.326	17.005	59.951	76.08	0.828	11:18:39.482
14 -	19.297	23.301	17.050	59.648	76.46	0.525	11:19:39.130
15 -	19.311	23.426	17.089	59.826	76.23	0.703	11:20:38.956

P3 6		Scott PARKIN		Audi TT 2.0 TFSI			
IDEAL LAP TIME : 59.801		BEST LAP TIME : 59.982		DIFFERENCE : 0.181			
LAP	SECTOR 1	SECTOR 2	SECTOR 3	LAP TIME	MPH	DIFF	TIME OF DAY
1 -		24.094	17.201	1:06.030	69.07	6.048	11:06:47.429
2 -	20.196	23.672	17.032	1:00.900	74.89	0.918	11:07:48.329
3 -	19.446	23.846	17.200	1:00.492	75.40	0.510	11:08:48.821
4 -	19.374	23.404	17.204	59.982 (1)	76.04		11:09:48.803
5 -	19.474	23.523	17.330	1:00.327	75.60	0.345	11:10:49.130
6 -	19.365	23.591	17.227	1:00.183 (2)	75.78	0.201	11:11:49.313
7 -	19.463	23.621	17.158	1:00.242 (3)	75.71	0.260	11:12:49.555
8 -	19.411	23.775	17.250	1:00.436	75.47	0.454	11:13:49.991
9 -	19.500	24.106	17.557	1:01.163	74.57	1.181	11:14:51.154
10 -	19.387	23.678	17.324	1:00.389	75.52	0.407	11:15:51.543
11 -	19.701	23.793	17.340	1:00.834	74.97	0.852	11:16:52.377
12 -	19.423	23.758	17.288	1:00.469	75.42	0.487	11:17:52.846
13 -	19.414	23.751	17.348	1:00.513	75.37	0.531	11:18:53.359
14 -	19.605	23.639	17.341	1:00.585	75.28	0.603	11:19:53.944
15 -	19.385	23.874	17.241	1:00.500	75.39	0.518	11:20:54.444

Audi TT Cup Racing

RACE 12 - SECTOR ANALYSIS



SECTOR 1 = FL to I1, SECTOR 2 = I1 to I2, SECTOR 3 = I2 to FL, DIFF = Difference To Personal Best Lap, P = Crossed Finish Line in Pit Lane, D = Time Disallowed

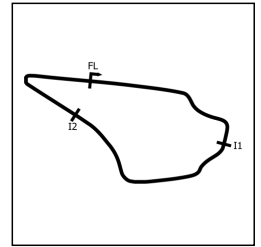
P4 51		Luke HANDLEY		Audi TT 2.0 TFSI			
IDEAL LAP TIME : 59.641		BEST LAP TIME : 59.782		DIFFERENCE : 0.141			
LAP	SECTOR 1	SECTOR 2	SECTOR 3	LAP TIME	MPH	DIFF	TIME OF DAY
1 -		23.630	17.228	1:06.157	68.94	6.375	11:06:47.556
2 -	20.304	23.574	17.740	1:01.618	74.02	1.836	11:07:49.174
3 -	19.502	23.561	17.291	1:00.354 (3)	75.57	0.572	11:08:49.528
4 -	20.155	23.216	17.106	1:00.477	75.41	0.695	11:09:50.005
5 -	19.351	23.323	17.108	59.782 (1)	76.29		11:10:49.787
6 -	19.361	23.387	17.074	59.822 (2)	76.24	0.040	11:11:49.609
7 -	19.705	23.405	17.246	1:00.356	75.57	0.574	11:12:49.965
8 -	19.827	23.482	17.295	1:00.604	75.26	0.822	11:13:50.569
9 -	19.400	23.733	17.723	1:00.856	74.94	1.074	11:14:51.425
10 -	19.525	23.554	17.280	1:00.359	75.56	0.577	11:15:51.784
11 -	19.898	23.620	17.446	1:00.964	74.81	1.182	11:16:52.748
12 -	19.495	23.782	17.207	1:00.484	75.41	0.702	11:17:53.232
13 -	19.465	23.601	17.324	1:00.390	75.52	0.608	11:18:53.622
14 -	19.755	23.676	17.286	1:00.717	75.12	0.935	11:19:54.339
15 -	19.638	23.578	17.309	1:00.525	75.35	0.743	11:20:54.864

P5 33 M		Patrick BOOTH		Audi TT 2.0 TFSI			
IDEAL LAP TIME : 59.790		BEST LAP TIME : 59.924		DIFFERENCE : 0.134			
LAP	SECTOR 1	SECTOR 2	SECTOR 3	LAP TIME	MPH	DIFF	TIME OF DAY
1 -		24.778	17.845	1:08.361	66.72	8.437	11:06:49.760
2 -	20.166	23.359	17.382	1:00.907	74.88	0.983	11:07:50.667
3 -	19.551	23.480	17.224	1:00.255	75.69	0.331	11:08:50.922
4 -	19.561	23.496	17.344	1:00.401	75.51	0.477	11:09:51.323
5 -	19.425	23.631	17.247	1:00.303	75.63	0.379	11:10:51.626
6 -	19.368	23.604	17.102	1:00.074 (3)	75.92	0.150	11:11:51.700
7 -	19.634	23.847	17.126	1:00.607	75.25	0.683	11:12:52.307
8 -	19.898	23.569	17.467	1:00.934	74.85	1.010	11:13:53.241
9 -	19.823	24.346	17.334	1:01.503	74.16	1.579	11:14:54.744
10 -	19.760	23.488	17.117	1:00.365	75.55	0.441	11:15:55.109
11 -	19.532	23.465	17.151	1:00.148	75.83	0.224	11:16:55.257
12 -	19.474	23.619	17.212	1:00.305	75.63	0.381	11:17:55.562
13 -	19.412	23.370	17.142	59.924 (1)	76.11		11:18:55.486
14 -	19.569	23.320	17.109	59.998 (2)	76.02	0.074	11:19:55.484
15 -	19.563	23.460	17.156	1:00.179	75.79	0.255	11:20:55.663

P6 38		Morgan WROOT		Audi TT 2.0 TFSI			
IDEAL LAP TIME : 59.536		BEST LAP TIME : 59.824		DIFFERENCE : 0.288			
LAP	SECTOR 1	SECTOR 2	SECTOR 3	LAP TIME	MPH	DIFF	TIME OF DAY
1 -		24.194	17.670	1:08.666	66.42	8.842	11:06:50.065
2 -	20.055	23.592	17.325	1:00.972	74.80	1.148	11:07:51.037
3 -	20.035	23.526	17.641	1:01.202	74.52	1.378	11:08:52.239
4 -	19.674	24.000	17.466	1:01.140	74.60	1.316	11:09:53.379
5 -	19.418	23.387	17.245	1:00.050	75.95	0.226	11:10:53.429
6 -	19.228	23.225	17.383	59.836 (2)	76.22	0.012	11:11:53.265
7 -	19.366	23.159	17.299	59.824 (1)	76.24		11:12:53.089
8 -	19.534	23.379	17.600	1:00.513	75.37	0.689	11:13:53.602
9 -	19.727	24.074	17.590	1:01.391	74.29	1.567	11:14:54.993
10 -	19.709	23.607	17.469	1:00.785	75.03	0.961	11:15:55.778
11 -	19.348	23.286	17.500	1:00.134	75.84	0.310	11:16:55.912
12 -	19.313	23.336	17.585	1:00.234	75.72	0.410	11:17:56.146
13 -	19.375	23.210	17.516	1:00.101	75.89	0.277	11:18:56.247
14 -	19.515	23.063	17.647	1:00.225	75.73	0.401	11:19:56.472
15 -	19.478	23.102	17.426	1:00.006 (3)	76.01	0.182	11:20:56.478

Audi TT Cup Racing

RACE 12 - SECTOR ANALYSIS



SECTOR 1 = FL to I1, SECTOR 2 = I1 to I2, SECTOR 3 = I2 to FL, DIFF = Difference To Personal Best Lap, P = Crossed Finish Line in Pit Lane, D = Time Disallowed

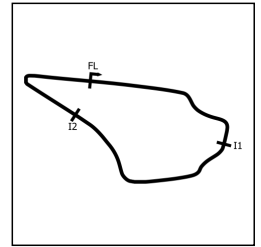
P7 23 M		Tim EVANS		Audi TT 2.0 TFSI			
IDEAL LAP TIME : 59.749		BEST LAP TIME : 59.819		DIFFERENCE : 0.070			
LAP	SECTOR 1	SECTOR 2	SECTOR 3	LAP TIME	MPH	DIFF	TIME OF DAY
1 -		24.216	17.286	1:07.948	67.12	8.129	11:06:49.347
2 -	19.991	23.838	17.515	1:01.344	74.35	1.525	11:07:50.691
3 -	20.117	23.631	17.290	1:01.038	74.72	1.219	11:08:51.729
4 -	20.002	24.545	17.665	1:02.212	73.31	2.393	11:09:53.941
5 -	19.642	23.727	17.943	1:01.312	74.39	1.493	11:10:55.253
6 -	20.314	23.535	17.232	1:01.081	74.67	1.262	11:11:56.334
7 -	19.619	23.488	17.255	1:00.362	75.56	0.543	11:12:56.696
8 -	19.605	23.749	17.144	1:00.498	75.39	0.679	11:13:57.194
9 -	19.511	23.704	17.117	1:00.332	75.60	0.513	11:14:57.526
10 -	19.429	23.325	17.065	59.819 (1)	76.24		11:15:57.345
11 -	19.606	23.353	17.400	1:00.359	75.56	0.540	11:16:57.704
12 -	19.391	23.293	17.256	59.940 (2)	76.09	0.121	11:17:57.644
13 -	19.529	23.309	17.102	59.940 (2)	76.09	0.121	11:18:57.584
14 -	19.434	23.376	17.302	1:00.112	75.87	0.293	11:19:57.696
15 -	19.591	23.398	17.437	1:00.426	75.48	0.607	11:20:58.122

P8 5 M		Paul MAGUIRE		Audi TT 2.0 TFSI			
IDEAL LAP TIME : 59.561		BEST LAP TIME : 59.862		DIFFERENCE : 0.301			
LAP	SECTOR 1	SECTOR 2	SECTOR 3	LAP TIME	MPH	DIFF	TIME OF DAY
1 -		23.943	17.346	1:06.817	68.26	6.955	11:06:48.216
2 -	20.028	23.472	17.133	1:00.633	75.22	0.771	11:07:48.849
3 -	19.411	23.577	17.256	1:00.244	75.71	0.382	11:08:49.093
4 -	23.205	24.725	17.723	1:05.653	69.47	5.791	11:09:54.746
5 -	19.590	23.633	17.498	1:00.721	75.11	0.859	11:10:55.467
6 -	19.695	23.307	17.210	1:00.212	75.75	0.350	11:11:55.679
7 -	19.350	23.407	17.132	59.889 (3)	76.15	0.027	11:12:55.568
8 -	19.802	23.224	17.482	1:00.508	75.38	0.646	11:13:56.076
9 -	19.406	23.776	17.258	1:00.440	75.46	0.578	11:14:56.516
10 -	19.462	23.173	17.228	59.863 (2)	76.19	0.001	11:15:56.379
11 -	19.406	23.263	17.595	1:00.264	75.68	0.402	11:16:56.643
12 -	19.477	23.369	17.376	1:00.222	75.73	0.360	11:17:56.865
13 -	19.410	23.205	17.394	1:00.009	76.00	0.147	11:18:56.874
14 -	19.525	23.228	17.470	1:00.223	75.73	0.361	11:19:57.097
15 -	19.429	23.079	17.354	59.862 (1)	76.19		11:20:56.959

P9 37		David ROBB		Audi TT 2.0 TFSI			
IDEAL LAP TIME : 1:01.321		BEST LAP TIME : 1:01.321		DIFFERENCE : 0.000			
LAP	SECTOR 1	SECTOR 2	SECTOR 3	LAP TIME	MPH	DIFF	TIME OF DAY
1 -		25.227	17.982	1:10.307	64.87	8.986	11:06:51.706
2 -	20.133	24.166	17.784	1:02.083	73.46	0.762	11:07:53.789
3 -	19.980	23.706	17.822	1:01.508 (2)	74.15	0.187	11:08:55.297
4 -	19.992	23.964	17.880	1:01.836	73.76	0.515	11:09:57.133
5 -	19.968	23.949	17.850	1:01.767 (3)	73.84	0.446	11:10:58.900
6 -	19.925	23.620	17.776	1:01.321 (1)	74.38		11:12:00.221
7 -	19.989	23.918	17.981	1:01.888	73.69	0.567	11:13:02.109
8 -	20.218	23.853	18.147	1:02.218	73.30	0.897	11:14:04.327
9 -	19.958	24.017	18.589	1:02.564	72.90	1.243	11:15:06.891
10 -	20.246	23.781	18.299	1:02.326	73.18	1.005	11:16:09.217
11 -	20.313	24.035	18.468	1:02.816	72.61	1.495	11:17:12.033
12 -	20.211	23.911	18.379	1:02.501	72.97	1.180	11:18:14.534
13 -	20.133	23.835	18.502	1:02.470	73.01	1.149	11:19:17.004
14 -	20.093	23.878	18.472	1:02.443	73.04	1.122	11:20:19.447
15 -	20.082	24.236	18.637	1:02.955	72.45	1.634	11:21:22.402

Audi TT Cup Racing

RACE 12 - SECTOR ANALYSIS



SECTOR 1 = FL to I1, SECTOR 2 = I1 to I2, SECTOR 3 = I2 to FL, DIFF = Difference To Personal Best Lap, P = Crossed Finish Line in Pit Lane, D = Time Disallowed

P10 10		Oliver BARSBY		Audi TT 2.0 TFSI			
IDEAL LAP TIME : 1:01.922		BEST LAP TIME : 1:02.360		DIFFERENCE : 0.438			
LAP	SECTOR 1	SECTOR 2	SECTOR 3	LAP TIME	MPH	DIFF	TIME OF DAY
1 -		25.337	18.054	1:11.059	64.18	8.699	11:06:52.458
2 -	20.736	24.343	17.864	1:02.943	72.46	0.583	11:07:55.401
3 -	20.506	24.273	17.875	1:02.654 (3)	72.79	0.294	11:08:58.055
4 -	20.743	24.050	17.936	1:02.729	72.71	0.369	11:10:00.784
5 -	20.356	24.488	17.516	1:02.360 (1)	73.14		11:11:03.144
6 -	20.493	24.793	17.647	1:02.933	72.47	0.573	11:12:06.077
7 -	20.912	24.847	17.737	1:03.496	71.83	1.136	11:13:09.573
8 -	20.793	25.214	17.771	1:03.778	71.51	1.418	11:14:13.351
9 -	21.017	24.835	17.748	1:03.600	71.71	1.240	11:15:16.951
10 -	20.739	24.851	17.769	1:03.359	71.98	0.999	11:16:20.310
11 -	20.807	24.431	17.928	1:03.166	72.20	0.806	11:17:23.476
12 -	20.815	25.007	17.822	1:03.644	71.66	1.284	11:18:27.120
13 -	20.507	24.355	17.932	1:02.794	72.63	0.434	11:19:29.914
14 -	20.357	24.500	17.692	1:02.549 (2)	72.92	0.189	11:20:32.463
15 -	20.364	24.544	17.950	1:02.858	72.56	0.498	11:21:35.321

P11 58 M		Paul HOGGINS		Audi TT 2.0 TFSI			
IDEAL LAP TIME : 1:03.556		BEST LAP TIME : 1:03.733		DIFFERENCE : 0.177			
LAP	SECTOR 1	SECTOR 2	SECTOR 3	LAP TIME	MPH	DIFF	TIME OF DAY
1 -		25.877	19.721	1:13.920	61.70	10.187	11:06:55.319
2 -	20.984	25.275	18.783	1:05.042	70.12	1.309	11:08:00.361
3 -	20.993	25.040	18.530	1:04.563	70.64	0.830	11:09:04.924
4 -	20.415	24.955	18.466	1:03.836 (2)	71.45	0.103	11:10:08.760
5 -	20.500	25.478	18.528	1:04.506	70.70	0.773	11:11:13.266
6 -	20.551	25.317	18.585	1:04.453	70.76	0.720	11:12:17.719
7 -	20.893	24.893	18.451	1:04.237	71.00	0.504	11:13:21.956
8 -	20.812	25.158	18.439	1:04.409	70.81	0.676	11:14:26.365
9 -	20.602	24.812	18.552	1:03.966 (3)	71.30	0.233	11:15:30.331
10 -	20.505	24.775	18.453	1:03.733 (1)	71.56		11:16:34.064
11 -	20.883	25.325	18.782	1:04.990	70.18	1.257	11:17:39.054
12 -	21.419	25.018	18.675	1:05.112	70.05	1.379	11:18:44.166
13 -	20.658	24.958	18.887	1:04.503	70.71	0.770	11:19:48.669
14 -	20.726	24.702	18.933	1:04.361	70.86	0.628	11:20:53.030

P12 40		Joe WEAVER		Audi TT 2.0 TFSI			
IDEAL LAP TIME : 59.705		BEST LAP TIME : 59.722		DIFFERENCE : 0.017			
LAP	SECTOR 1	SECTOR 2	SECTOR 3	LAP TIME	MPH	DIFF	TIME OF DAY
1 -		24.666	17.484	1:08.976	66.12	9.254	11:06:50.375
2 -	20.145	23.729	17.209	1:01.083 (3)	74.67	1.361	11:07:51.458
3 -	19.962	23.681	17.572	1:01.215	74.50	1.493	11:08:52.673
4 -	19.720	24.093	17.762	1:01.575	74.07	1.853	11:09:54.248
5 -	19.669	23.554	17.610	1:00.833 (2)	74.97	1.111	11:10:55.081
6 -	19.213	23.283	17.226	59.722 (1)	76.37		11:11:54.803

Audi TT Cup Racing

RACE 12 - BEST SECTORS

SECTOR 1			SECTOR 2			SECTOR 3			IDEAL / BEST COMPARISON						
POS	NO	NAME	TIME	NO	NAME	TIME	NO	NAME	TIME	POS	NO	NAME	IDEAL	BEST	DIFF
													PERFECT LAP	58.783	
1	78	FORBER	19.058	78	FORBER	22.824	78	FORBER	16.901	1	78	FORBER	58.783	58.811	0.028
2	73	MAKAR	19.143	73	MAKAR	22.921	73	MAKAR	16.941	2	73	MAKAR	59.005	59.123	0.118
3	40	WEAVER	19.213	38	WROOT	23.063	6	PARKIN	17.032	3	38	WROOT	59.536	59.824	0.288
4	38	WROOT	19.228	5	MAGUIRE	23.079	23	EVANS	17.065	4	5	MAGUIRE	59.561	59.862	0.301
5	5	MAGUIRE	19.350	51	HANDLEY	23.216	51	HANDLEY	17.074	5	51	HANDLEY	59.641	59.782	0.141
6	51	HANDLEY	19.351	40	WEAVER	23.283	33	BOOTH	17.102	6	40	WEAVER	59.705	59.722	0.017
7	6	PARKIN	19.365	23	EVANS	23.293	5	MAGUIRE	17.132	7	23	EVANS	59.749	59.819	0.070
8	33	BOOTH	19.368	33	BOOTH	23.320	40	WEAVER	17.209	8	33	BOOTH	59.790	59.924	0.134
9	23	EVANS	19.391	6	PARKIN	23.404	38	WROOT	17.245	9	6	PARKIN	59.801	59.982	0.181
10	37	ROBB	19.925	37	ROBB	23.620	10	BARSBY	17.516	10	37	ROBB	1:01.321	1:01.321	0.000
11	10	BARSBY	20.356	10	BARSBY	24.050	37	ROBB	17.776	11	10	BARSBY	1:01.922	1:02.360	0.438
12	58	HOGGINS	20.415	58	HOGGINS	24.702	58	HOGGINS	18.439	12	58	HOGGINS	1:03.556	1:03.733	0.177

Audi TT Cup Racing

RACE 12 - STATISTICS

Competitors Started 12
Planned Start 2023-07-23 @ 10:55:00.000
Actual Start 2023-07-23 @ 11:05:41.398
Finish Time 2023-07-23 @ 11:20:38.160
Track Length 1.2669mi.
Total Laps 170
Total Distance Covered 215.3858mi.

Session Fastest Lap History

NO	CL	NAME	LAP TIME	TIME OF DAY	LAP	VEHICLE
73		Ross MAKAR	59.383	11:07:44.060	2	Audi TT 2.0 TFSI
78		Richard FORBER	59.300	11:07:44.619	2	Audi TT 2.0 TFSI
73		Ross MAKAR	59.123	11:08:43.184	3	Audi TT 2.0 TFSI
78		Richard FORBER	58.811	11:09:42.601	4	Audi TT 2.0 TFSI

Session Leader History

NO	CL	NAME	FROM LAP	LAPS LED	DISTANCE	VEHICLE
73		Ross MAKAR	1	15	19.00 miles	Audi TT 2.0 TFSI

Flag History

TYPE	TIME OF DAY
GREEN	11:05:41.398
FINISH	11:20:38.160

Flag Statistics

TYPE	COUNT	TOTAL LAPS	TOTAL TIME
Green	1	15	16:05.467
Red	0	0	0.000
Safety Car	0	0	0.000
FCY	0	0	0.000

Audi TT Cup Racing

RACE 12 - STATISTICS

CLASS :

8 Starters

Fastest Lap History

NO	NAME	LAP TIME	TIME OF DAY	LAP	VEHICLE
73	Ross MAKAR	59.383	11:07:44.060	2	Audi TT 2.0 TFSI
78	Richard FORBER	59.300	11:07:44.619	2	Audi TT 2.0 TFSI
73	Ross MAKAR	59.123	11:08:43.184	3	Audi TT 2.0 TFSI
78	Richard FORBER	58.811	11:09:42.601	4	Audi TT 2.0 TFSI

Leader History

NO	NAME	FROM LAP	LAPS LED	DISTANCE	VEHICLE
73	Ross MAKAR	1	15	19.00 miles	Audi TT 2.0 TFSI

Audi TT Cup Racing

RACE 12 - STATISTICS

CLASS : M

4 Starters


Fastest Lap History

NO	NAME	LAP TIME	TIME OF DAY	LAP	VEHICLE
5	Paul MAGUIRE	1:00.633	11:07:48.863	2	Audi TT 2.0 TFSI
5	Paul MAGUIRE	1:00.244	11:08:49.106	3	Audi TT 2.0 TFSI
33	Patrick BOOTH	1:00.074	11:11:51.713	6	Audi TT 2.0 TFSI
5	Paul MAGUIRE	59.889	11:12:55.582	7	Audi TT 2.0 TFSI
5	Paul MAGUIRE	59.863	11:15:56.394	10	Audi TT 2.0 TFSI
23	Tim EVANS	59.819	11:15:57.362	10	Audi TT 2.0 TFSI

Leader History

NO	NAME	FROM LAP	LAPS LED	DISTANCE	VEHICLE
5	Paul MAGUIRE	1	3	3.80 miles	Audi TT 2.0 TFSI
33	Patrick BOOTH	4	12	15.20 miles	Audi TT 2.0 TFSI

Audi TT Cup Racing
RACE 21 - GRID (15 minutes)

ROW 6	11	58	Paul HOGGINS	12	40	Joe WEAVER
ROW 5	9	37	David ROBB	10	10	Oliver BARSBY
ROW 4	7	23	Tim EVANS	8	5	Paul MAGUIRE
ROW 3	5	33	Patrick BOOTH	6	38	Morgan WROOT
ROW 2	3	6	Scott PARKIN	4	51	Luke HANDLEY
ROW 1	1	78	Richard FORBER	2	73	Ross MAKAR
Pole						
						

Knockhill: 1.2669 miles

These results are provisional until the conclusion of any judicial and technical matters.

Clerk Of Course : David Weston	Stewards :	Timekeeper : Sarah Evans
--------------------------------	------------	--------------------------

Results can be found at www.tsl-timing.com

Printed - 11:28 Sunday, 23 July 2023

Audi TT Cup Racing

RACE 21 - CLASSIFICATION

POS	NO	CL	PIC NAME	ENTRY	LAPS	TIME	GAP	DIFF	MPH	BEST	ON
1	78		1 Richard FORBER	Audi TT 2.0 TFSI	15	14:56.471			76.31	59.175	2
2	73		2 Ross MAKAR	Audi TT 2.0 TFSI	15	15:08.241	11.770	11.770	75.32	59.644	13
3	51		3 Luke HANDLEY	Audi TT 2.0 TFSI	15	15:14.958	18.487	6.717	74.77	1:00.177	11
4	6		4 Scott PARKIN	Audi TT 2.0 TFSI	15	15:15.738	19.267	0.780	74.71	1:00.164	15
5	5	M	1 Paul MAGUIRE	Audi TT 2.0 TFSI	15	15:17.352	20.881	1.614	74.58	1:00.228	15
6	33	M	2 Patrick BOOTH	Audi TT 2.0 TFSI	15	15:17.808	21.337	0.456	74.54	1:00.102	15
7	23	M	3 Tim EVANS	Audi TT 2.0 TFSI	15	15:18.891	22.420	1.083	74.45	1:00.303	7
8	38		5 Morgan WROOT	Audi TT 2.0 TFSI	15	15:19.657	23.186	0.766	74.39	1:00.308	15
9	40		6 Joe WEAVER	Audi TT 2.0 TFSI	15	15:20.534	24.063	0.877	74.32	1:00.163	8
10	37*		7 David ROBB	Audi TT 2.0 TFSI	15	15:21.436	24.965	0.902	74.25	59.847	15
11	10		8 Oliver BARSBY	Audi TT 2.0 TFSI	15	15:48.663	52.192	27.227	72.11	1:01.877	3
12	58	M	4 Paul HOGGINS	Audi TT 2.0 TFSI	14	15:05.539	1 Lap	1 Lap	70.51	1:03.252	11

FASTEST LAP

78		Richard FORBER	Audi TT 2.0 TFSI	2	59.175	77.07 mph	124.04 kph
33	M	Patrick BOOTH	Audi TT 2.0 TFSI	15	1:00.102	75.88 mph	122.13 kph

Car 37 - 5 second penalty - Track limits

Weather / Track : Cloudy / Dry

These results are provisional until the conclusion of any judicial and technical matters.

Race Distance: 15 Laps / 19.00 miles

Knockhill: 1.2669 miles

Date: 23/07/2023 Start: 16:20 Finish: 16:35

Clerk Of Course : David Weston	Stewards :	Timekeeper : Sarah Evans
--------------------------------	------------	--------------------------

Results can be found at www.tsl-timing.com

Printed - 16:37 Sunday, 23 July 2023

Audi TT Cup Racing

RACE 21 - LAP CHART

LAP 1 @ 16:21:34.540			LAP 2 @ 16:22:33.715			LAP 3 @ 16:23:33.199			LAP 4 @ 16:24:32.851			LAP 5 @ 16:25:32.153		
NO	BEHIND	LAP TIME	NO	BEHIND	LAP TIME	NO	BEHIND	LAP TIME	NO	BEHIND	LAP TIME	NO	BEHIND	LAP TIME
78		1:03.223	78		59.175	78		59.484	78		59.652	78		59.302
6	1.206	1:04.429	6	2.432	1:00.401	6	3.631	1:00.683	6	4.632	1:00.653	6	5.928	1:00.598
73	1.476	1:04.699	73	2.907	1:00.606	73	3.987	1:00.564	73	4.962	1:00.627	73	6.036	1:00.376
51	2.033	1:05.256	51	3.446	1:00.588	51	4.667	1:00.705	51	5.483	1:00.468	51	6.927	1:00.746
5	2.740	1:05.963	5	3.912	1:00.347	37	5.128	1:00.471	37	5.528	1:00.052	37	7.202	1:00.976
37	3.412	1:06.635	37	4.141	59.904	5	5.657	1:01.229	5	6.317	1:00.312	5	7.897	1:00.882
33	4.900	1:08.123	23	6.457	1:00.646	23	7.359	1:00.386	23	8.349	1:00.642	23	9.623	1:00.576
23	4.986	1:08.209	33	6.848	1:01.123	33	7.734	1:00.370	33	8.831	1:00.749	33	10.121	1:00.592
38	5.332	1:08.555	38	7.723	1:01.566	38	8.631	1:00.392	38	9.476	1:00.497	38	10.560	1:00.386
10	6.143	1:09.366	40	9.099	1:01.898	40	10.427	1:00.812	40	11.365	1:00.590	40	12.715	1:00.652
40	6.376	1:09.599	10	10.208	1:03.240	10	12.601	1:01.877	10	15.194	1:02.245	10	18.540	1:02.648
58	9.307	1:12.530	58	16.073	1:05.941	58	21.119	1:04.530	58	25.545	1:04.078	58	30.305	1:04.062

Audi TT Cup Racing

RACE 21 - LAP CHART

LAP 6 @ 16:26:31.516			LAP 7 @ 16:27:31.032			LAP 8 @ 16:28:30.451			LAP 9 @ 16:29:29.874			LAP 10 @ 16:30:29.618		
NO	BEHIND	LAP TIME	NO	BEHIND	LAP TIME	NO	BEHIND	LAP TIME	NO	BEHIND	LAP TIME	NO	BEHIND	LAP TIME
78		59.363	78		59.516	78		59.419	78		59.423	78		59.744
6	7.658	1:01.093	73	9.014	1:00.860	73	9.649	1:00.054	73	10.070	59.844	73	10.395	1:00.069
73	7.670	1:00.997	6	9.067	1:00.925	6	11.229	1:01.581	6	13.123	1:01.317	6	14.579	1:01.200
37	8.488	1:00.649	37	9.610	1:00.638	37	11.579	1:01.388	37	13.340	1:01.184	51	15.308	1:00.896
51	8.914	1:01.350	51	9.915	1:00.517	51	11.943	1:01.447	51	14.156	1:01.636	5	15.736	1:01.096
5	9.391	1:00.857	5	10.432	1:00.557	5	12.435	1:01.422	5	14.384	1:01.372	37	16.196	1:02.600
23	10.784	1:00.524	23	11.571	1:00.303	23	12.751	1:00.599	33	14.906	1:01.105	23	16.280	1:01.102
33	11.197	1:00.439	33	11.954	1:00.273	33	13.224	1:00.689	23	14.922	1:01.594	33	16.881	1:01.719
38	11.573	1:00.376	38	12.649	1:00.592	38	13.545	1:00.315	38	15.644	1:01.522	38	17.207	1:01.307
40	13.591	1:00.239	40	14.485	1:00.410	40	15.229	1:00.163	40	16.152	1:00.346	40	17.615	1:01.207
10	21.411	1:02.234	10	24.688	1:02.793	10	27.765	1:02.496	10	31.648	1:03.306	10	34.524	1:02.620
58	34.388	1:03.446	58	38.688	1:03.816	58	43.329	1:04.060	58	47.846	1:03.940	58	52.345	1:04.243

Audi TT Cup Racing

RACE 21 - LAP CHART

LAP 11 @ 16:31:29.468			LAP 12 @ 16:32:28.925			LAP 13 @ 16:33:28.462			LAP 14 @ 16:34:28.251			LAP 15 @ 16:35:27.788		
NO	BEHIND	LAP TIME	NO	BEHIND	LAP TIME	NO	BEHIND	LAP TIME	NO	BEHIND	LAP TIME	NO	BEHIND	LAP TIME
78		59.850	78		59.457	78		59.537	78		59.789	78		59.537
73	10.444	59.899	73	11.231	1:00.244	58	1 Lap	1:03.770	58	1 Lap	1:04.177	58	1 Lap	1:03.694
51	15.635	1:00.177	51	16.434	1:00.256	73	11.338	59.644	73	11.320	59.771	73	11.770	59.987
6	15.859	1:01.130	6	16.872	1:00.470	51	17.251	1:00.354	51	17.663	1:00.201	51	18.487	1:00.361
5	16.523	1:00.637	5	17.781	1:00.715	6	17.858	1:00.523	6	18.640	1:00.571	6	19.267	1:00.164
23	17.037	1:00.607	37	18.758	1:00.990	5	18.842	1:00.598	37	19.655	1:00.248	37	19.965	59.847
37	17.225	1:00.879	33	18.963	1:00.733	37	19.196	59.975	5	20.190	1:01.137	5	20.881	1:00.228
33	17.687	1:00.656	23	19.100	1:01.520	33	20.076	1:00.650	33	20.772	1:00.485	33	21.337	1:00.102
38	18.362	1:01.005	38	19.611	1:00.706	23	20.756	1:01.193	23	21.643	1:00.676	23	22.420	1:00.314
40	18.885	1:01.120	40	20.110	1:00.682	38	21.303	1:01.229	38	22.415	1:00.901	38	23.186	1:00.308
10	37.450	1:02.776	10	40.278	1:02.285	40	21.626	1:01.053	40	23.204	1:01.367	40	24.063	1:00.396
58	55.747	1:03.252				10	44.377	1:03.636	10	48.409	1:03.821	10	52.192	1:03.320

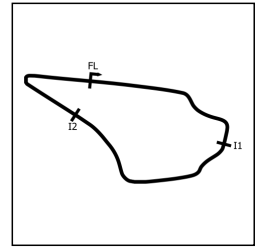
Audi TT Cup Racing

RACE 21 - POSITION CHART

No	Name	Lap															
		Pos	1	2	3	4	5	6	7	8	9	10	11	12	13	14	15
78	FORBER	1	78	78	78	78	78	78	78	78	78	78	78	78	78	78	78
73	MAKAR	2	6	6	6	6	6	6	73	73	73	73	73	73	73	73	73
6	PARKIN	3	73	73	73	73	73	73	6	6	6	6	51	51	51	51	51
51	HANDLEY	4	51	51	51	51	51	37	37	37	37	51	6	6	6	6	6
33	BOOTH	5	5	5	37	37	37	51	51	51	51	5	5	5	5	37	37
38	WROOT	6	37	37	5	5	5	5	5	5	5	37	23	37	37	5	5
23	EVANS	7	33	23	23	23	23	23	23	23	33	23	37	33	33	33	33
5	MAGUIRE	8	23	33	33	33	33	33	33	33	23	33	33	23	23	23	23
37	ROBB	9	38	38	38	38	38	38	38	38	38	38	38	38	38	38	38
10	BARSBY	10	10	40	40	40	40	40	40	40	40	40	40	40	40	40	40
58	HOGGINS	11	40	10	10	10	10	10	10	10	10	10	10	10	10	10	10
40	WEAVER	12	58	58	58	58	58	58	58	58	58	58	58	58	58	58	58

Audi TT Cup Racing

RACE 21 - SECTOR ANALYSIS



SECTOR 1 = FL to I1, SECTOR 2 = I1 to I2, SECTOR 3 = I2 to FL, DIFF = Difference To Personal Best Lap, P = Crossed Finish Line in Pit Lane, D = Time Disallowed

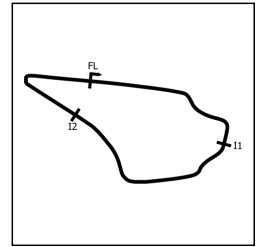
P1 78		Richard FORBER		Audi TT 2.0 TFSI			
IDEAL LAP TIME : 59.083		BEST LAP TIME : 59.175		DIFFERENCE : 0.092			
LAP	SECTOR 1	SECTOR 2	SECTOR 3	LAP TIME	MPH	DIFF	TIME OF DAY
1 -		23.303	17.002	1:03.223	72.14	4.048	16:21:34.540
2 -	19.270	22.994	16.911	59.175 (1)	77.07		16:22:33.715
3 -	19.240	23.228	17.016	59.484	76.67	0.309	16:23:33.199
4 -	19.359	23.173	17.120	59.652	76.46	0.477	16:24:32.851
5 -	19.300	23.037	16.965	59.302 (2)	76.91	0.127	16:25:32.153
6 -	19.217	23.080	17.066	59.363 (3)	76.83	0.188	16:26:31.516
7 -	19.341	23.078	17.097	59.516	76.63	0.341	16:27:31.032
8 -	19.341	22.990	17.088	59.419	76.76	0.244	16:28:30.451
9 -	19.182	23.148	17.093	59.423	76.75	0.248	16:29:29.874
10 -	19.454	23.004	17.286	59.744	76.34	0.569	16:30:29.618
11 -	19.437	23.109	17.304	59.850	76.20	0.675	16:31:29.468
12 -	19.290	23.040	17.127	59.457	76.71	0.282	16:32:28.925
13 -	19.243	23.179	17.115	59.537	76.60	0.362	16:33:28.462
14 -	19.253	23.146	17.390	59.789	76.28	0.614	16:34:28.251
15 -	19.309	23.143	17.085	59.537	76.60	0.362	16:35:27.788

P2 73		Ross MAKAR		Audi TT 2.0 TFSI			
IDEAL LAP TIME : 59.413		BEST LAP TIME : 59.644		DIFFERENCE : 0.231			
LAP	SECTOR 1	SECTOR 2	SECTOR 3	LAP TIME	MPH	DIFF	TIME OF DAY
1 -		23.517	17.057	1:04.699	70.49	5.055	16:21:36.016
2 -	19.875	23.393	17.338	1:00.606	75.25	0.962	16:22:36.622
3 -	19.681	23.691	17.192	1:00.564	75.31	0.920	16:23:37.186
4 -	19.401	24.065	17.161	1:00.627	75.23	0.983	16:24:37.813
5 -	19.456	23.572	17.348	1:00.376	75.54	0.732	16:25:38.189
6 -	19.812	23.859	17.326	1:00.997	74.77	1.353	16:26:39.186
7 -	20.374	23.183	17.303	1:00.860	74.94	1.216	16:27:40.046
8 -	19.693	23.148	17.213	1:00.054	75.95	0.410	16:28:40.100
9 -	19.402	23.273	17.169	59.844 (3)	76.21	0.200	16:29:39.944
10 -	19.445	23.483	17.141	1:00.069	75.93	0.425	16:30:40.013
11 -	19.412	23.371	17.116	59.899	76.14	0.255	16:31:39.912
12 -	19.391	23.640	17.213	1:00.244	75.71	0.600	16:32:40.156
13 -	19.208	23.315	17.121	59.644 (1)	76.47		16:33:39.800
14 -	19.286	23.279	17.206	59.771 (2)	76.30	0.127	16:34:39.571
15 -	19.388	23.419	17.180	59.987	76.03	0.343	16:35:39.558

P3 51		Luke HANDLEY		Audi TT 2.0 TFSI			
IDEAL LAP TIME : 59.694		BEST LAP TIME : 1:00.177		DIFFERENCE : 0.483			
LAP	SECTOR 1	SECTOR 2	SECTOR 3	LAP TIME	MPH	DIFF	TIME OF DAY
1 -		23.727	17.217	1:05.256	69.89	5.079	16:21:36.573
2 -	19.781	23.347	17.460	1:00.588	75.28	0.411	16:22:37.161
3 -	19.542	23.720	17.443	1:00.705	75.13	0.528	16:23:37.866
4 -	19.350	23.532	17.586	1:00.468	75.43	0.291	16:24:38.334
5 -	20.143	23.293	17.310	1:00.746	75.08	0.569	16:25:39.080
6 -	19.785	23.921	17.644	1:01.350	74.34	1.173	16:26:40.430
7 -	19.836	23.263	17.418	1:00.517	75.36	0.340	16:27:40.947
8 -	20.044	23.861	17.542	1:01.447	74.22	1.270	16:28:42.394
9 -	19.630	23.881	18.125	1:01.636	74.00	1.459	16:29:44.030
10 -	19.637	23.444	17.815	1:00.896	74.90	0.719	16:30:44.926
11 -	19.499	23.531	17.147	1:00.177 (1)	75.79		16:31:45.103
12 -	19.538	23.425	17.293	1:00.256 (3)	75.69	0.079	16:32:45.359
13 -	19.284	23.643	17.427	1:00.354	75.57	0.177	16:33:45.713
14 -	19.472	23.533	17.196	1:00.201 (2)	75.76	0.024	16:34:45.914
15 -	19.442	23.669	17.250	1:00.361	75.56	0.184	16:35:46.275

Audi TT Cup Racing

RACE 21 - SECTOR ANALYSIS



SECTOR 1 = FL to I1, SECTOR 2 = I1 to I2, SECTOR 3 = I2 to FL, DIFF = Difference To Personal Best Lap, P = Crossed Finish Line in Pit Lane, D = Time Disallowed

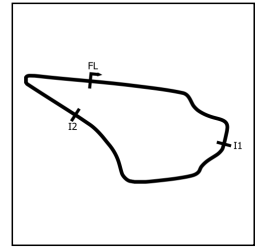
P4		6		Scott PARKIN		Audi TT 2.0 TFSI	
IDEAL LAP TIME : 59.886		BEST LAP TIME : 1:00.164		DIFFERENCE : 0.278			
LAP	SECTOR 1	SECTOR 2	SECTOR 3	LAP TIME	MPH	DIFF	TIME OF DAY
1 -		23.591	17.206	1:04.429	70.79	4.265	16:21:35.746
2 -	19.799	23.462	17.140	1:00.401 (2)	75.51	0.237	16:22:36.147
3 -	19.980	23.443	17.260	1:00.683	75.16	0.519	16:23:36.830
4 -	19.463	24.077	17.113	1:00.653	75.20	0.489	16:24:37.483
5 -	19.445	23.840	17.313	1:00.598	75.26	0.434	16:25:38.081
6 -	19.755	23.912	17.426	1:01.093	74.65	0.929	16:26:39.174
7 -	19.915	23.636	17.374	1:00.925	74.86	0.761	16:27:40.099
8 -	19.908	24.241	17.432	1:01.581	74.06	1.417	16:28:41.680
9 -	19.589	24.309	17.419	1:01.317	74.38	1.153	16:29:42.997
10 -	19.692	23.999	17.509	1:01.200	74.52	1.036	16:30:44.197
11 -	19.708	23.918	17.504	1:01.130	74.61	0.966	16:31:45.327
12 -	19.646	23.464	17.360	1:00.470 (3)	75.42	0.306	16:32:45.797
13 -	19.439	23.641	17.443	1:00.523	75.36	0.359	16:33:46.320
14 -	19.567	23.671	17.333	1:00.571	75.30	0.407	16:34:46.891
15 -	19.391	23.382	17.391	1:00.164 (1)	75.81		16:35:47.055

P5		5 M		Paul MAGUIRE		Audi TT 2.0 TFSI	
IDEAL LAP TIME : 1:00.044		BEST LAP TIME : 1:00.228		DIFFERENCE : 0.184			
LAP	SECTOR 1	SECTOR 2	SECTOR 3	LAP TIME	MPH	DIFF	TIME OF DAY
1 -		23.927	17.479	1:05.963	69.14	5.735	16:21:37.280
2 -	19.468	23.541	17.338	1:00.347 (3)	75.58	0.119	16:22:37.627
3 -	19.539	24.139	17.551	1:01.229	74.49	1.001	16:23:38.856
4 -	19.646	23.352	17.314	1:00.312 (2)	75.62	0.084	16:24:39.168
5 -	19.779	23.675	17.428	1:00.882	74.91	0.654	16:25:40.050
6 -	19.496	23.428	17.933	1:00.857	74.94	0.629	16:26:40.907
7 -	19.757	23.402	17.398	1:00.557	75.31	0.329	16:27:41.464
8 -	19.753	23.826	17.843	1:01.422	74.25	1.194	16:28:42.886
9 -	19.753	23.722	17.897	1:01.372	74.31	1.144	16:29:44.258
10 -	19.787	23.584	17.725	1:01.096	74.65	0.868	16:30:45.354
11 -	19.728	23.485	17.424	1:00.637	75.21	0.409	16:31:45.991
12 -	19.625	23.527	17.563	1:00.715	75.12	0.487	16:32:46.706
13 -	19.632	23.629	17.337	1:00.598	75.26	0.370	16:33:47.304
14 -	19.540	24.048	17.549	1:01.137	74.60	0.909	16:34:48.441
15 -	19.406	23.324	17.498	1:00.228 (1)	75.73		16:35:48.669

P6		33 M		Patrick BOOTH		Audi TT 2.0 TFSI	
IDEAL LAP TIME : 59.849		BEST LAP TIME : 1:00.102		DIFFERENCE : 0.253			
LAP	SECTOR 1	SECTOR 2	SECTOR 3	LAP TIME	MPH	DIFF	TIME OF DAY
1 -		24.721	18.028	1:08.123	66.95	8.021	16:21:39.440
2 -	20.439	23.481	17.203	1:01.123	74.62	1.021	16:22:40.563
3 -	19.515	23.735	17.120	1:00.370 (3)	75.55	0.268	16:23:40.933
4 -	19.863	23.714	17.172	1:00.749	75.08	0.647	16:24:41.682
5 -	19.522	23.728	17.342	1:00.592	75.27	0.490	16:25:42.274
6 -	19.484	23.650	17.305	1:00.439	75.46	0.337	16:26:42.713
7 -	19.683	23.459	17.131	1:00.273 (2)	75.67	0.171	16:27:42.986
8 -	19.710	23.389	17.590	1:00.689	75.15	0.587	16:28:43.675
9 -	19.817	23.879	17.409	1:01.105	74.64	1.003	16:29:44.780
10 -	20.606	23.606	17.507	1:01.719	73.90	1.617	16:30:46.499
11 -	19.876	23.539	17.241	1:00.656	75.19	0.554	16:31:47.155
12 -	19.632	23.594	17.507	1:00.733	75.10	0.631	16:32:47.888
13 -	19.716	23.521	17.413	1:00.650	75.20	0.548	16:33:48.538
14 -	19.664	23.553	17.268	1:00.485	75.40	0.383	16:34:49.023
15 -	19.340	23.434	17.328	1:00.102 (1)	75.88		16:35:49.125

Audi TT Cup Racing

RACE 21 - SECTOR ANALYSIS



SECTOR 1 = FL to I1, SECTOR 2 = I1 to I2, SECTOR 3 = I2 to FL, DIFF = Difference To Personal Best Lap, P = Crossed Finish Line in Pit Lane, D = Time Disallowed

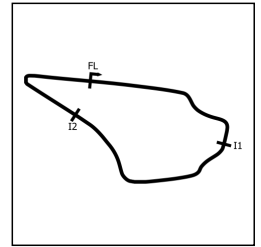
P7 23 M		Tim EVANS		Audi TT 2.0 TFSI			
IDEAL LAP TIME : 1:00.174		BEST LAP TIME : 1:00.303		DIFFERENCE : 0.129			
LAP	SECTOR 1	SECTOR 2	SECTOR 3	LAP TIME	MPH	DIFF	TIME OF DAY
1 -		24.804	17.537	1:08.209	66.86	7.906	16:21:39.526
2 -	19.875	23.599	17.172	1:00.646	75.20	0.343	16:22:40.172
3 -	19.517	23.646	17.223	1:00.386 (3)	75.53	0.083	16:23:40.558
4 -	19.760	23.556	17.326	1:00.642	75.21	0.339	16:24:41.200
5 -	19.760	23.493	17.323	1:00.576	75.29	0.273	16:25:41.776
6 -	19.622	23.648	17.254	1:00.524	75.36	0.221	16:26:42.300
7 -	19.571	23.502	17.230	1:00.303 (1)	75.63		16:27:42.603
8 -	19.678	23.604	17.317	1:00.599	75.26	0.296	16:28:43.202
9 -	19.893	23.717	17.984	1:01.594	74.05	1.291	16:29:44.796
10 -	19.869	23.666	17.567	1:01.102	74.64	0.799	16:30:45.898
11 -	19.708	23.523	17.376	1:00.607	75.25	0.304	16:31:46.505
12 -	19.599	24.095	17.826	1:01.520	74.14	1.217	16:32:48.025
13 -	19.875	24.111	17.207	1:01.193	74.53	0.890	16:33:49.218
14 -	19.674	23.485	17.517	1:00.676	75.17	0.373	16:34:49.894
15 -	19.553	23.560	17.201	1:00.314 (2)	75.62	0.011	16:35:50.208

P8 38		Morgan WROOT		Audi TT 2.0 TFSI			
IDEAL LAP TIME : 59.836		BEST LAP TIME : 1:00.308		DIFFERENCE : 0.472			
LAP	SECTOR 1	SECTOR 2	SECTOR 3	LAP TIME	MPH	DIFF	TIME OF DAY
1 -		24.798	17.746	1:08.555	66.53	8.247	16:21:39.872
2 -	20.268	23.862	17.436	1:01.566	74.08	1.258	16:22:41.438
3 -	19.427	23.360	17.605	1:00.392	75.52	0.084	16:23:41.830
4 -	19.572	23.534	17.391	1:00.497	75.39	0.189	16:24:42.327
5 -	19.320	23.632	17.434	1:00.386	75.53	0.078	16:25:42.713
6 -	19.515	23.503	17.358	1:00.376 (3)	75.54	0.068	16:26:43.089
7 -	19.683	23.424	17.485	1:00.592	75.27	0.284	16:27:43.681
8 -	19.583	23.212	17.520	1:00.315 (2)	75.62	0.007	16:28:43.996
9 -	19.675	24.022	17.825	1:01.522	74.13	1.214	16:29:45.518
10 -	20.166	23.688	17.453	1:01.307	74.39	0.999	16:30:46.825
11 -	20.042	23.430	17.533	1:01.005	74.76	0.697	16:31:47.830
12 -	19.809	23.362	17.535	1:00.706	75.13	0.398	16:32:48.536
13 -	19.786	23.937	17.506	1:01.229	74.49	0.921	16:33:49.765
14 -	20.045	23.552	17.304	1:00.901	74.89	0.593	16:34:50.666
15 -	19.476	23.217	17.615	1:00.308 (1)	75.63		16:35:50.974

P9 40		Joe WEAVER		Audi TT 2.0 TFSI			
IDEAL LAP TIME : 1:00.007		BEST LAP TIME : 1:00.163		DIFFERENCE : 0.156			
LAP	SECTOR 1	SECTOR 2	SECTOR 3	LAP TIME	MPH	DIFF	TIME OF DAY
1 -		24.650	17.806	1:09.599	65.53	9.436	16:21:40.916
2 -	20.564	23.904	17.430	1:01.898	73.68	1.735	16:22:42.814
3 -	19.938	23.429	17.445	1:00.812	75.00	0.649	16:23:43.626
4 -	19.695	23.545	17.350	1:00.590	75.27	0.427	16:24:44.216
5 -	19.605	23.667	17.380	1:00.652	75.20	0.489	16:25:44.868
6 -	19.542	23.419	17.278	1:00.239 (2)	75.71	0.076	16:26:45.107
7 -	19.647	23.461	17.302	1:00.410	75.50	0.247	16:27:45.517
8 -	19.563	23.420	17.180	1:00.163 (1)	75.81		16:28:45.680
9 -	19.540	23.287	17.519	1:00.346 (3)	75.58	0.183	16:29:46.026
10 -	19.917	23.717	17.573	1:01.207	74.51	1.044	16:30:47.233
11 -	20.182	23.368	17.570	1:01.120	74.62	0.957	16:31:48.353
12 -	19.579	23.634	17.469	1:00.682	75.16	0.519	16:32:49.035
13 -	19.695	23.678	17.680	1:01.053	74.70	0.890	16:33:50.088
14 -	19.903	23.786	17.678	1:01.367	74.32	1.204	16:34:51.455
15 -	19.662	23.324	17.410	1:00.396	75.52	0.233	16:35:51.851

Audi TT Cup Racing

RACE 21 - SECTOR ANALYSIS



SECTOR 1 = FL to I1, SECTOR 2 = I1 to I2, SECTOR 3 = I2 to FL, DIFF = Difference To Personal Best Lap, P = Crossed Finish Line in Pit Lane, D = Time Disallowed

P10 37		David ROBB		Audi TT 2.0 TFSI			
IDEAL LAP TIME : 59.426		BEST LAP TIME : 59.847		DIFFERENCE : 0.421			
LAP	SECTOR 1	SECTOR 2	SECTOR 3	LAP TIME	MPH	DIFF	TIME OF DAY
1 -		23.844	17.488	1:06.635	68.44	6.788	16:21:37.952
2 -	19.490	23.305	17.109	59.904 (2)	76.14	0.057	16:22:37.856
3 -	19.546	23.608	17.317	1:00.471	75.42	0.624	16:23:38.327
4 -	19.300	23.268	17.484	1:00.052	75.95	0.205	16:24:38.379
5 -	20.367	23.284	17.325	1:00.976	74.80	1.129	16:25:39.355
6 -	19.706	23.688	17.255	1:00.649	75.20	0.802	16:26:40.004
7 -	19.905	23.122	17.611	1:00.638	75.21	0.791	16:27:40.642
8 -	19.798	24.092	17.498	1:01.388	74.29	1.541	16:28:42.030
9 -	19.504	24.239	17.441	1:01.184	74.54	1.337	16:29:43.214
10 -	19.685	23.953	18.962	1:02.600	72.86	2.753	16:30:45.814
11 -	20.050	23.497	17.332	1:00.879	74.92	1.032	16:31:46.693
12 -	19.666	23.880	17.444	1:00.990	74.78	1.143	16:32:47.683
13 -	19.300	23.230	17.445	59.975 (3)	76.05	0.128	16:33:47.658
14 -	19.506	23.510	17.232	1:00.248	75.70	0.401	16:34:47.906
15 -	19.346	23.017	17.484	59.847 (1)	76.21		16:35:47.753

P11 10		Oliver BARSBY		Audi TT 2.0 TFSI			
IDEAL LAP TIME : 1:01.544		BEST LAP TIME : 1:01.877		DIFFERENCE : 0.333			
LAP	SECTOR 1	SECTOR 2	SECTOR 3	LAP TIME	MPH	DIFF	TIME OF DAY
1 -		24.946	17.868	1:09.366	65.75	7.489	16:21:40.683
2 -	20.940	24.665	17.635	1:03.240	72.12	1.363	16:22:43.923
3 -	20.147	23.898	17.832	1:01.877 (1)	73.71		16:23:45.800
4 -	20.163	24.263	17.819	1:02.245 (3)	73.27	0.368	16:24:48.045
5 -	20.670	24.418	17.560	1:02.648	72.80	0.771	16:25:50.693
6 -	20.209	24.526	17.499	1:02.234 (2)	73.28	0.357	16:26:52.927
7 -	20.614	24.410	17.769	1:02.793	72.63	0.916	16:27:55.720
8 -	20.382	24.043	18.071	1:02.496	72.98	0.619	16:28:58.216
9 -	20.728	24.754	17.824	1:03.306	72.04	1.429	16:30:01.522
10 -	20.385	24.501	17.734	1:02.620	72.83	0.743	16:31:04.142
11 -	20.711	24.356	17.709	1:02.776	72.65	0.899	16:32:06.918
12 -	20.597	24.080	17.608	1:02.285	73.22	0.408	16:33:09.203
13 -	20.764	24.958	17.914	1:03.636	71.67	1.759	16:34:12.839
14 -	21.124	24.925	17.772	1:03.821	71.46	1.944	16:35:16.660
15 -	20.772	24.676	17.872	1:03.320	72.03	1.443	16:36:19.980

P12 58 M		Paul HOGGINS		Audi TT 2.0 TFSI			
IDEAL LAP TIME : 1:03.202		BEST LAP TIME : 1:03.252		DIFFERENCE : 0.050			
LAP	SECTOR 1	SECTOR 2	SECTOR 3	LAP TIME	MPH	DIFF	TIME OF DAY
1 -		25.499	19.152	1:12.530	62.88	9.278	16:21:43.847
2 -	21.492	25.712	18.737	1:05.941	69.16	2.689	16:22:49.788
3 -	21.172	24.927	18.431	1:04.530	70.68	1.278	16:23:54.318
4 -	20.749	24.809	18.520	1:04.078	71.18	0.826	16:24:58.396
5 -	20.875	24.724	18.463	1:04.062	71.19	0.810	16:26:02.458
6 -	20.593	24.424	18.429	1:03.446 (2)	71.88	0.194	16:27:05.904
7 -	20.681	24.449	18.686	1:03.816	71.47	0.564	16:28:09.720
8 -	20.883	24.789	18.388	1:04.060	71.20	0.808	16:29:13.780
9 -	20.557	24.670	18.713	1:03.940	71.33	0.688	16:30:17.720
10 -	20.785	24.916	18.542	1:04.243	70.99	0.991	16:31:21.963
11 -	20.435	24.443	18.374	1:03.252 (1)	72.11		16:32:25.215
12 -	20.404	24.631	18.735	1:03.770	71.52	0.518	16:33:28.985
13 -	20.747	24.891	18.539	1:04.177	71.07	0.925	16:34:33.162
14 -	20.521	24.616	18.557	1:03.694 (3)	71.60	0.442	16:35:36.856

Audi TT Cup Racing

RACE 21 - BEST SECTORS

SECTOR 1			SECTOR 2			SECTOR 3			IDEAL / BEST COMPARISON						
POS	NO	NAME	TIME	NO	NAME	TIME	NO	NAME	TIME	POS	NO	NAME	IDEAL	BEST	DIFF
													PERFECT LAP	59.083	
1	78	FORBER	19.182	78	FORBER	22.990	78	FORBER	16.911	1	78	FORBER	59.083	59.175	0.092
2	73	MAKAR	19.208	37	ROBB	23.017	73	MAKAR	17.057	2	73	MAKAR	59.413	59.644	0.231
3	51	HANDLEY	19.284	73	MAKAR	23.148	37	ROBB	17.109	3	37	ROBB	59.426	59.847	0.421
4	37	ROBB	19.300	38	WROOT	23.212	6	PARKIN	17.113	4	51	HANDLEY	59.694	1:00.177	0.483
5	38	WROOT	19.320	51	HANDLEY	23.263	33	BOOTH	17.120	5	38	WROOT	59.836	1:00.308	0.472
6	33	BOOTH	19.340	40	WEAVER	23.287	51	HANDLEY	17.147	6	33	BOOTH	59.849	1:00.102	0.253
7	6	PARKIN	19.391	5	MAGUIRE	23.324	23	EVANS	17.172	7	6	PARKIN	59.886	1:00.164	0.278
8	5	MAGUIRE	19.406	6	PARKIN	23.382	40	WEAVER	17.180	8	40	WEAVER	1:00.007	1:00.163	0.156
9	23	EVANS	19.517	33	BOOTH	23.389	38	WROOT	17.304	9	5	MAGUIRE	1:00.044	1:00.228	0.184
10	40	WEAVER	19.540	23	EVANS	23.485	5	MAGUIRE	17.314	10	23	EVANS	1:00.174	1:00.303	0.129
11	10	BARSBY	20.147	10	BARSBY	23.898	10	BARSBY	17.499	11	10	BARSBY	1:01.544	1:01.877	0.333
12	58	HOGGINS	20.404	58	HOGGINS	24.424	58	HOGGINS	18.374	12	58	HOGGINS	1:03.202	1:03.252	0.050

Audi TT Cup Racing

RACE 21 - STATISTICS

Competitors Started 12
Planned Start 2023-07-23 @ 15:50:00.000
Actual Start 2023-07-23 @ 16:20:31.316
Finish Time 2023-07-23 @ 16:35:27.787
Track Length 1.2669mi.
Total Laps 179
Total Distance Covered 226.7886mi.

Session Fastest Lap History

NO	CL	NAME	LAP TIME	TIME OF DAY	LAP	VEHICLE
78		Richard FORBER	59.175	16:22:33.729	2	Audi TT 2.0 TFSI

Session Leader History

NO	CL	NAME	FROM LAP	LAPS LED	DISTANCE	VEHICLE
78		Richard FORBER	1	15	19.00 miles	Audi TT 2.0 TFSI

Flag History

TYPE	TIME OF DAY
GREEN	16:20:31.316
FINISH	16:35:27.787

Flag Statistics

TYPE	COUNT	TOTAL LAPS	TOTAL TIME
Green	1	15	16:21.338
Red	0	0	0.000
Safety Car	0	0	0.000
FCY	0	0	0.000

Audi TT Cup Racing

RACE 21 - STATISTICS

CLASS :

8 Starters

Fastest Lap History

NO	NAME	LAP TIME	TIME OF DAY	LAP	VEHICLE
78	Richard FORBER	59.175	16:22:33.729	2	Audi TT 2.0 TFSI

Leader History

NO	NAME	FROM LAP	LAPS LED	DISTANCE	VEHICLE
78	Richard FORBER	1	15	19.00 miles	Audi TT 2.0 TFSI

Audi TT Cup Racing

RACE 21 - STATISTICS

CLASS : M

4 Starters

Fastest Lap History

NO	NAME	LAP TIME	TIME OF DAY	LAP	VEHICLE
5	Paul MAGUIRE	1:00.347	16:22:37.640	2	Audi TT 2.0 TFSI
5	Paul MAGUIRE	1:00.312	16:24:39.181	4	Audi TT 2.0 TFSI
23	Tim EVANS	1:00.303	16:27:42.620	7	Audi TT 2.0 TFSI
33	Patrick BOOTH	1:00.273	16:27:43.001	7	Audi TT 2.0 TFSI
5	Paul MAGUIRE	1:00.228	16:35:48.682	15	Audi TT 2.0 TFSI
33	Patrick BOOTH	1:00.102	16:35:49.144	15	Audi TT 2.0 TFSI

Leader History

NO	NAME	FROM LAP	LAPS LED	DISTANCE	VEHICLE
5	Paul MAGUIRE	1	15	19.00 miles	Audi TT 2.0 TFSI