



# MILLTEK SPORT CIVIC CUP



ROUNDS 7, 8 & 9

Knockhill

22<sup>nd</sup> / 23<sup>rd</sup> July 2023



Timing & Results Provided by Timing Solutions Ltd

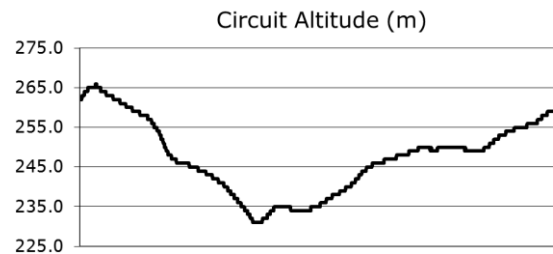
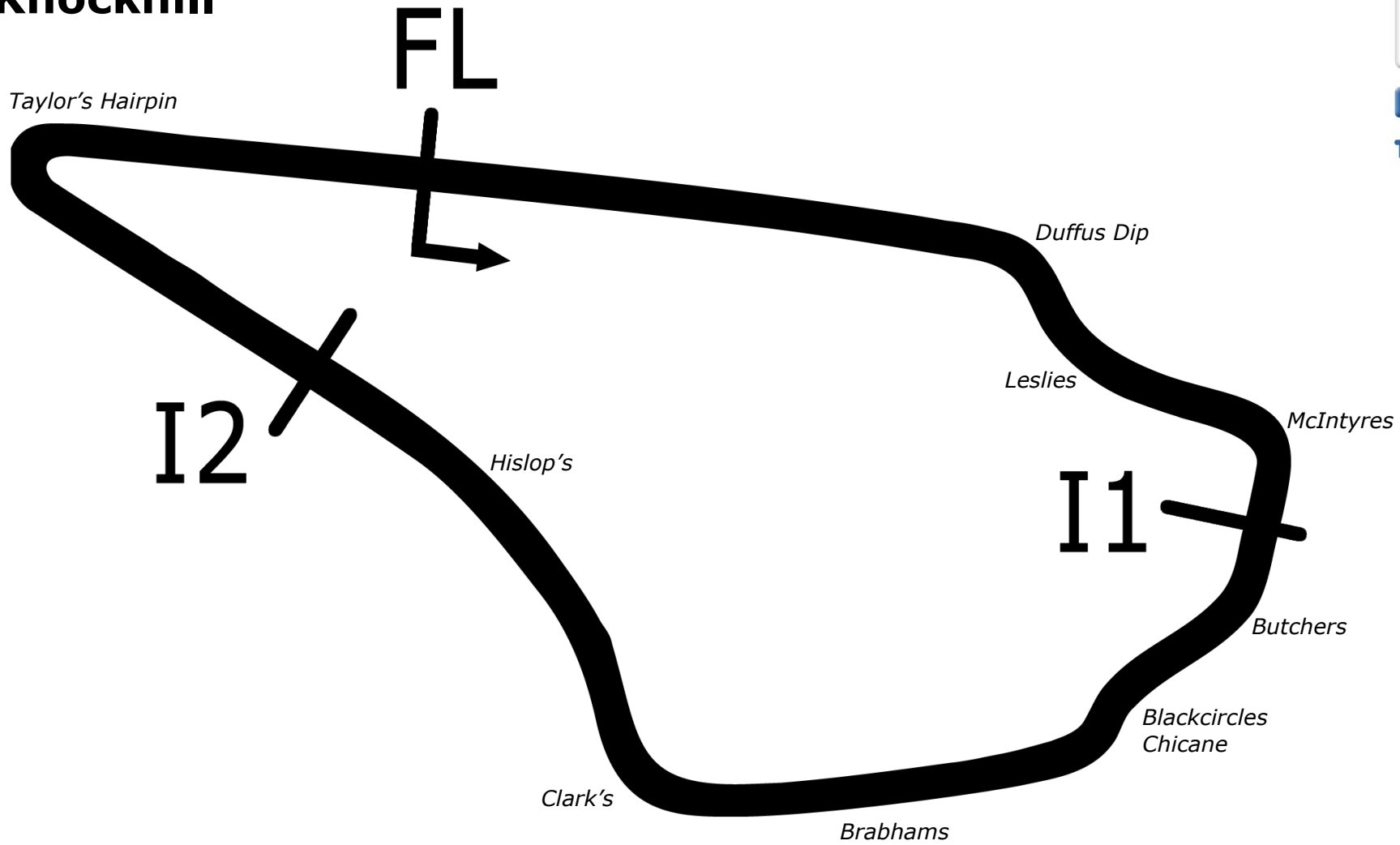
[www.tsl-timing.com](http://www.tsl-timing.com)

# Knockhill



SPORTS TIMING

TIMING SOLUTIONS LTD



Length	1.2713 miles	2046.0 m	
FL		56.13099 N	3.50816 W
I1	697m	56.12864 N	3.49941 W
I2	1508m	56.12969 N	3.50906 W
Pit Entry	2046m	56.13098 N	3.50793 W
Pit Exit	183m after FL	56.13080 N	3.50519 W
Pit Entry-Pit Exit 175m, 12.6s @50kph, 10.5s @60kph			

# Milltek Sport Civic Cup

## QUALIFYING - RACES 5 & 22 - 2ND FASTEST CLASSIFICATION

POS	NO	NAME	ENTRY	TIME	ON	LAPS	GAP	DIFF	MPH
1	45*	Alistair CAMP	Honda Civic EP3	57.537	2	12			79.27
2	33*	Max EDMUNDSON	Honda Civic EP3	57.553	12	13	0.016	0.016	79.25
3	14	Ryan BENSLEY	Honda Civic EP3	57.578	11	15	0.041	0.025	79.21
4	29	Dan THACKERAY	Honda Civic EP3	57.605	8	15	0.068	0.027	79.17
5	62*	Liam MCGILL	Honda Civic EP3	57.624	10	15	0.087	0.019	79.15
6	43	Jack HARDING	Honda Civic EP3	57.670	4	12	0.133	0.046	79.08
7	4*	Sam KIRKPATRICK	Honda Civic EP3	57.745	4	15	0.208	0.075	78.98
8	97	Alex KITE	Honda Civic EP3	57.889	6	13	0.352	0.144	78.79
9	54*	Harvey CATON	Honda Civic EP3	57.906	10	14	0.369	0.017	78.76
10	73*	Dan MACDONALD	Honda Civic EP3	57.925	11	13	0.388	0.019	78.74
11	42*	Will REDFORD	Honda Civic EP3	57.929	3	12	0.392	0.004	78.73
12	26*	Morgan BAILEY	Honda Civic EP3	58.025	7	13	0.488	0.096	78.60
13	19*	Jack RUDELL	Honda Civic EP3	58.256	7	15	0.719	0.231	78.29
14	70*	Owen HILLMAN	Honda Civic EP3	58.408	8	13	0.871	0.152	78.09
15	77	Travis CHAPMAN	Honda Civic EP3	58.515	13	14	0.978	0.107	77.94
16	24*	Tommy KNIGHT	Honda Civic EP3	58.716	11	13	1.179	0.201	77.68
17	66*	Dave MARSHALL	Honda Civic FN2	58.755	11	13	1.218	0.039	77.62
18	80	Andy WHEATLEY	Honda Civic EP3	58.814	9	13	1.277	0.059	77.55
19	98*	Jordan BRENNAN	Honda Civic EP3	58.931	10	11	1.394	0.117	77.39
20	76	Simon WELCH	Honda Civic EP3	1:00.396	13	13	2.859	1.465	75.52
21	727	Jackson WHITE	Honda Civic EP3	1:00.757	6	13	3.220	0.361	75.07
22	495	Mark HUGHES	Honda Civic FN2	1:01.020	5	12	3.483	0.263	74.74
23	74	Anthony GANNON	Honda Civic EP3	1:02.938	1	3	5.401	1.918	72.46

Car 98 - No working transponder. Please fix before Race 1  
 No. 19, 24, 26, 33, 42, 54, 73 - 1 Lap time disallowed; exceeding track limits.  
 No. 4, 66, 70 - 2 Lap times disallowed; exceeding track limits.  
 No. 45 - 3 Lap times disallowed; exceeding track limits.  
 No. 62 - 8 Lap times disallowed; exceeding track limits.

Weather / Track : Cloudy / Dry

These results are provisional until the conclusion of any judicial and technical matters.

Knockhill: 1.2669 miles

Date: 22/07/2023 Start: 12:01 Finish: 12:16

Clerk Of Course : Andrew Roberts	Stewards :	Timekeeper : Sarah Evans
----------------------------------	------------	--------------------------

Results can be found at [www.tsl-timing.com](http://www.tsl-timing.com)

Printed - 12:22 Saturday, 22 July 2023



# Milltek Sport Civic Cup

## QUALIFYING - RACES 5 & 22 - CLASSIFICATION

POS	NO	NAME	ENTRY	TIME	ON	LAPS	GAP	DIFF	MPH
1	45*	Alistair CAMP	Honda Civic EP3	57.302	3	12			79.59
2	43	Jack HARDING	Honda Civic EP3	57.443	5	12	0.141	0.141	79.40
3	29	Dan THACKERAY	Honda Civic EP3	57.448	14	15	0.146	0.005	79.39
4	33*	Max EDMUNDSON	Honda Civic EP3	57.547	2	13	0.245	0.099	79.25
5	62*	Liam MCGILL	Honda Civic EP3	57.557	12	15	0.255	0.010	79.24
6	14	Ryan BENSLEY	Honda Civic EP3	57.570	14	15	0.268	0.013	79.22
7	4*	Sam KIRKPATRICK	Honda Civic EP3	57.721	3	15	0.419	0.151	79.01
8	42*	Will REDFORD	Honda Civic EP3	57.769	6	12	0.467	0.048	78.95
9	54*	Harvey CATON	Honda Civic EP3	57.798	3	14	0.496	0.029	78.91
10	97	Alex KITE	Honda Civic EP3	57.853	5	13	0.551	0.055	78.83
11	73*	Dan MACDONALD	Honda Civic EP3	57.877	12	13	0.575	0.024	78.80
12	26*	Morgan BAILEY	Honda Civic EP3	58.009	4	13	0.707	0.132	78.62
13	19*	Jack RUDELL	Honda Civic EP3	58.063	5	15	0.761	0.054	78.55
14	70*	Owen HILLMAN	Honda Civic EP3	58.377	6	13	1.075	0.314	78.13
15	77	Travis CHAPMAN	Honda Civic EP3	58.484	12	14	1.182	0.107	77.98
16	66*	Dave MARSHALL	Honda Civic FN2	58.614	6	13	1.312	0.130	77.81
17	24*	Tommy KNIGHT	Honda Civic EP3	58.623	13	13	1.321	0.009	77.80
18	80	Andy WHEATLEY	Honda Civic EP3	58.660	12	13	1.358	0.037	77.75
19	98*	Jordan BRENNAN	Honda Civic EP3	58.831	8	11	1.529	0.171	77.52
20	495	Mark HUGHES	Honda Civic FN2	1:00.181	6	12	2.879	1.350	75.78
21	76	Simon WELCH	Honda Civic EP3	1:00.190	7	13	2.888	0.009	75.77
22	727	Jackson WHITE	Honda Civic EP3	1:00.694	12	13	3.392	0.504	75.14
23	74	Anthony GANNON	Honda Civic EP3	1:01.462	2	3	4.160	0.768	74.21

Car 98 - No working transponder. Please fix before Race 1  
 No. 19, 24, 26, 33, 42, 54, 73 - 1 Lap time disallowed; exceeding track limits.  
 No. 4, 66, 70 - 2 Lap times disallowed; exceeding track limits.  
 No. 45 - 3 Lap times disallowed; exceeding track limits.  
 No. 62 - 8 Lap times disallowed; exceeding track limits.

Weather / Track : Cloudy / Dry  
 These results are provisional until the conclusion of any judicial and technical matters.

Knockhill: 1.2669 miles  
 Date: 22/07/2023 Start: 12:01 Finish: 12:16

Clerk Of Course : Andrew Roberts	Stewards :	Timekeeper : Sarah Evans
----------------------------------	------------	--------------------------

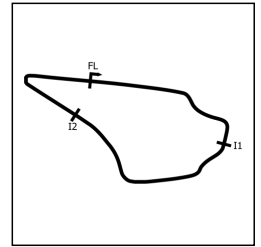
Results can be found at [www.tsl-timing.com](http://www.tsl-timing.com)

Printed - 12:21 Saturday, 22 July 2023



# Milltek Sport Civic Cup

## QUALIFYING - RACES 5 & 22 - SECTOR ANALYSIS



SECTOR 1 = FL to I1, SECTOR 2 = I1 to I2, SECTOR 3 = I2 to FL, DIFF = Difference To Personal Best Lap, P = Crossed Finish Line in Pit Lane, D = Time Disallowed

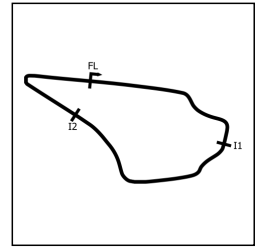
P1 45		Alistair CAMP		Honda Civic EP3			
IDEAL LAP TIME : 57.260		BEST LAP TIME : 57.302		DIFFERENCE : 0.042			
LAP	SECTOR 1	SECTOR 2	SECTOR 3	LAP TIME	MPH	DIFF	TIME OF DAY
1 -	19.281	22.560	16.559	58.400 D	78.10	1.098	12:04:12.169
2 -	18.775	22.239	16.523	57.537 (2)	79.27	0.235	12:05:09.706
3 -	<b>18.611</b>	22.187	<b>16.504</b>	<b>57.302 (1)</b>	<b>79.59</b>		<b>12:06:07.008</b>
4 -	18.918	22.512	18.754	1:00.184	75.78	2.882	12:07:07.192
5 -	OUTLAP	28.301	19.322	1:59.518	38.16	1:02.216	12:09:06.710
6 -	18.789	22.349	16.781	57.919	78.74	0.617	12:10:04.629
7 -	18.745	22.350	16.787	57.882	78.80	0.580	12:11:02.511
8 -	18.808	24.066	16.904	59.778 D	76.30	2.476	12:12:02.289
9 -	18.677	<b>22.145</b>	16.763	57.585	79.20	0.283	12:12:59.874
10 -	18.666	22.235	16.675	57.576 (3)	79.21	0.274	12:13:57.450
11 -	18.759	22.481	16.899	58.139	78.45	0.837	12:14:55.589
12 -	18.923	25.336	21.102	1:05.361 D	69.78	8.059	12:16:00.950

P2 43		Jack HARDING		Honda Civic EP3			
IDEAL LAP TIME : 57.404		BEST LAP TIME : 57.443		DIFFERENCE : 0.039			
LAP	SECTOR 1	SECTOR 2	SECTOR 3	LAP TIME	MPH	DIFF	TIME OF DAY
1 -	19.440	22.894	16.717	59.051	77.24	1.608	12:03:58.430
2 -	18.900	22.342	16.639	57.881	78.80	0.438	12:04:56.311
3 -	19.013	22.369	16.643	58.025	78.60	0.582	12:05:54.336
4 -	18.860	22.215	<b>16.595</b>	57.670 (2)	79.08	0.227	12:06:52.006
5 -	<b>18.663</b>	<b>22.146</b>	16.634	<b>57.443 (1)</b>	<b>79.40</b>		<b>12:07:49.449</b>
6 -	18.813	23.124	19.031	1:00.968	74.81	3.525	12:08:50.417
7 -	OUTLAP	22.685	16.987	2:36.032	29.23	1:38.589	12:11:26.449
8 -	18.757	22.398	16.748	57.903	78.77	0.460	12:12:24.352
9 -	18.807	22.302	16.729	57.838 (3)	78.86	0.395	12:13:22.190
10 -	18.795	22.411	17.131	58.337	78.18	0.894	12:14:20.527
11 -	21.383	25.160	17.835	1:04.378	70.84	6.935	12:15:24.905
12 -	18.873	24.864	20.496	1:04.233	71.00	6.790	12:16:29.138

P3 29		Dan THACKERAY		Honda Civic EP3			
IDEAL LAP TIME : 57.385		BEST LAP TIME : 57.448		DIFFERENCE : 0.063			
LAP	SECTOR 1	SECTOR 2	SECTOR 3	LAP TIME	MPH	DIFF	TIME OF DAY
1 -	19.368	22.736	16.737	58.841	77.51	1.393	12:04:13.358
2 -	18.895	22.485	<b>16.649</b>	58.029	78.60	0.581	12:05:11.387
3 -	18.656	22.290	16.723	57.669	79.09	0.221	12:06:09.056
4 -	18.647	22.301	16.734	57.682	79.07	0.234	12:07:06.738
5 -	18.651	22.482	16.873	58.006	78.63	0.558	12:08:04.744
6 -	18.595	25.113	20.335	1:04.043	71.21	6.595	12:09:08.787
7 -	18.776	22.732	17.086	58.594	77.84	1.146	12:10:07.381
8 -	<b>18.563</b>	22.259	16.783	57.605 (2)	79.17	0.157	12:11:04.986
9 -	18.624	22.957	17.705	59.286	76.93	1.838	12:12:04.272
10 -	19.230	22.712	17.189	59.131	77.13	1.683	12:13:03.403
11 -	18.692	22.433	17.695	58.820	77.54	1.372	12:14:02.223
12 -	19.441	23.010	16.912	59.363	76.83	1.915	12:15:01.586
13 -	18.625	22.278	16.703	57.606 (3)	79.17	0.158	12:15:59.192
14 -	18.572	<b>22.173</b>	16.703	<b>57.448 (1)</b>	<b>79.39</b>		<b>12:16:56.640</b>
15 -	21.746	30.446	27.257	1:19.449	57.40	22.001	12:18:16.089

# Milltek Sport Civic Cup

## QUALIFYING - RACES 5 & 22 - SECTOR ANALYSIS



SECTOR 1 = FL to I1, SECTOR 2 = I1 to I2, SECTOR 3 = I2 to FL, DIFF = Difference To Personal Best Lap, P = Crossed Finish Line in Pit Lane, D = Time Disallowed

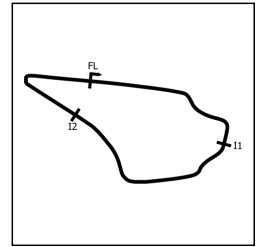
P4 33		Max EDMUNDSON		Honda Civic EP3			
IDEAL LAP TIME : 57.419		BEST LAP TIME : 57.547		DIFFERENCE : 0.128			
LAP	SECTOR 1	SECTOR 2	SECTOR 3	LAP TIME	MPH	DIFF	TIME OF DAY
1 -	19.089	22.436	16.640	58.165	78.41	0.618	12:04:00.224
2 -	18.767	22.130	16.650	<b>57.547 (1)</b>	<b>79.25</b>		<b>12:04:57.771</b>
3 -	18.795	22.214	16.707	57.716	79.02	0.169	12:05:55.487
4 -	18.735	22.202	16.775	<del>57.712</del>	79.03	0.165	12:06:53.199
5 -	18.712	22.225	16.679	57.616	<b>(3)</b> 79.16	0.069	12:07:50.815
6 -	28.040	26.030	18.568	1:12.638	62.79	15.091	12:09:03.453
7 -	<b>18.704</b>	31.450	22.042	1:12.196	63.17	14.649	12:10:15.649
8 -	18.868	22.369	16.787	58.024	78.60	0.477	12:11:13.673
9 -	18.878	22.279	16.841	57.998	78.64	0.451	12:12:11.671
10 -	22.626	27.279	22.147	1:12.052	63.30	14.505	12:13:23.723
11 -	OUTLAP	25.359	17.953	2:29.506	30.50	1:31.959	12:15:53.229
12 -	18.838	<b>22.111</b>	<b>16.604</b>	57.553	<b>(2)</b> 79.25	0.006	12:16:50.782
13 -	18.781	22.284	17.606	58.671	77.74	1.124	12:17:49.453

P5 62		Liam MCGILL		Honda Civic EP3			
IDEAL LAP TIME : 57.137		BEST LAP TIME : 57.557		DIFFERENCE : 0.420			
LAP	SECTOR 1	SECTOR 2	SECTOR 3	LAP TIME	MPH	DIFF	TIME OF DAY
1 -	19.143	22.931	16.638	58.712	77.68	1.155	12:04:01.207
2 -	18.733	22.375	<b>16.529</b>	<del>57.637</del>	<b>D</b> 79.13	0.080	12:04:58.844
3 -	18.737	22.385	16.582	<del>57.704</del>	<b>D</b> 79.04	0.147	12:05:56.548
4 -	18.840	22.204	16.675	57.719	<b>(3)</b> 79.02	0.162	12:06:54.267
5 -	18.724	22.479	16.595	<del>57.798</del>	<b>D</b> 78.91	0.241	12:07:52.065
6 -	18.941	22.447	16.633	58.021	78.61	0.464	12:08:50.086
7 -	18.799	22.205	16.810	57.814	78.89	0.257	12:09:47.900
8 -	18.742	23.783	16.701	<del>59.226</del>	<b>D</b> 77.01	1.669	12:10:47.126
9 -	18.752	22.182	16.781	<del>57.715</del>	<b>D</b> 79.02	0.158	12:11:44.841
10 -	18.708	22.197	16.719	57.624	<b>(2)</b> 79.15	0.067	12:12:42.465
11 -	18.766	22.384	16.817	57.967	78.68	0.410	12:13:40.432
12 -	18.824	<b>21.984</b>	16.749	<b>57.557 (1)</b>	<b>79.24</b>		<b>12:14:37.989</b>
13 -	18.662	22.422	16.759	<del>57.843</del>	<b>D</b> 78.85	0.286	12:15:35.832
14 -	18.686	22.104	16.733	<del>57.523</del>	<b>D</b> 79.29		12:16:33.355
15 -	<b>18.624</b>	22.120	16.735	<del>57.479</del>	<b>D</b> 79.35		12:17:30.834

P6 14		Ryan BENSLEY		Honda Civic EP3			
IDEAL LAP TIME : 57.440		BEST LAP TIME : 57.570		DIFFERENCE : 0.130			
LAP	SECTOR 1	SECTOR 2	SECTOR 3	LAP TIME	MPH	DIFF	TIME OF DAY
1 -	19.140	22.889	16.829	58.858	77.49	1.288	12:04:10.580
2 -	18.994	22.199	16.680	57.873	78.81	0.303	12:05:08.453
3 -	18.770	22.246	16.868	57.884	78.79	0.314	12:06:06.337
4 -	20.201	22.802	16.783	59.786	76.29	2.216	12:07:06.123
5 -	18.736	22.262	16.624	57.622	<b>(3)</b> 79.15	0.052	12:08:03.745
6 -	19.035	24.879	19.284	1:03.198	72.17	5.628	12:09:06.943
7 -	18.947	22.818	16.781	58.546	77.90	0.976	12:10:05.489
8 -	18.692	22.302	16.794	57.788	78.92	0.218	12:11:03.277
9 -	18.856	22.684	16.786	58.326	78.20	0.756	12:12:01.603
10 -	18.782	22.508	<b>16.605</b>	57.895	78.78	0.325	12:12:59.498
11 -	18.728	<b>22.175</b>	16.675	57.578	<b>(2)</b> 79.21	0.008	12:13:57.076
12 -	18.760	22.965	17.582	59.307	76.90	1.737	12:14:56.383
13 -	18.767	22.457	16.787	58.011	78.62	0.441	12:15:54.394
14 -	<b>18.660</b>	22.257	16.653	<b>57.570 (1)</b>	<b>79.22</b>		<b>12:16:51.964</b>
15 -	18.767	22.361	16.672	57.800	78.91	0.230	12:17:49.764

# Milltek Sport Civic Cup

## QUALIFYING - RACES 5 & 22 - SECTOR ANALYSIS



SECTOR 1 = FL to I1, SECTOR 2 = I1 to I2, SECTOR 3 = I2 to FL, DIFF = Difference To Personal Best Lap, P = Crossed Finish Line in Pit Lane, D = Time Disallowed

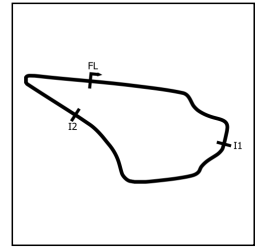
P7 4		Sam KIRKPATRICK		Honda Civic EP3			
IDEAL LAP TIME : 57.503		BEST LAP TIME : 57.721		DIFFERENCE : 0.218			
LAP	SECTOR 1	SECTOR 2	SECTOR 3	LAP TIME	MPH	DIFF	TIME OF DAY
1 -	18.970	23.041	16.667	58.678	77.73	0.957	12:04:01.578
2 -	18.826	22.402	<b>16.608</b>	57.836 (3)	78.86	0.115	12:04:59.414
3 -	18.702	22.347	16.672	<b>57.721 (1)</b>	<b>79.01</b>		<b>12:05:57.135</b>
4 -	<b>18.632</b>	22.413	16.700	57.745 (2)	78.98	0.024	12:06:54.880
5 -	19.177	22.769	16.758	58.704	77.69	0.983	12:07:53.584
6 -	19.036	22.404	16.861	58.301	78.23	0.580	12:08:51.885
7 -	18.839	<b>22.263</b>	16.751	57.853	78.83	0.132	12:09:49.738
8 -	18.870	22.342	16.967	58.179	78.39	0.458	12:10:47.917
9 -	18.734	22.487	16.955	58.176	78.40	0.455	12:11:46.093
10 -	20.137	23.888	17.366	1:01.391	74.29	3.670	12:12:47.484
11 -	18.677	24.005	18.102	<b>1:00.784 D</b>	75.03	3.063	12:13:48.268
12 -	18.689	22.511	16.888	58.088	78.52	0.367	12:14:46.356
13 -	18.839	22.795	16.958	58.592	77.84	0.871	12:15:44.948
14 -	18.778	22.306	16.860	<b>57.944 D</b>	78.71	0.223	12:16:42.892
15 -	18.719	22.546	17.225	58.490	77.98	0.769	12:17:41.382

P8 42		Will REDFORD		Honda Civic EP3			
IDEAL LAP TIME : 57.628		BEST LAP TIME : 57.769		DIFFERENCE : 0.141			
LAP	SECTOR 1	SECTOR 2	SECTOR 3	LAP TIME	MPH	DIFF	TIME OF DAY
1 -	19.206	22.405	16.820	58.431	78.05	0.662	12:04:20.659
2 -	19.310	23.101	18.477	1:00.888	74.90	3.119	12:05:21.547
3 -	18.843	22.306	16.780	57.929 (2)	78.73	0.160	12:06:19.476
4 -	18.726	22.423	18.516	59.665	76.44	1.896	12:07:19.141
5 -	OUTLAP	25.164	18.020	2:12.306	34.47	1:14.537	12:09:31.447
6 -	18.799	<b>22.232</b>	<b>16.738</b>	<b>57.769 (1)</b>	<b>78.95</b>		<b>12:10:29.216</b>
7 -	18.831	22.778	17.959	59.568 D	76.56	1.799	12:11:28.784
8 -	18.758	22.653	18.229	59.640	76.47	1.871	12:12:28.424
9 -	OUTLAP	22.759	17.709	1:43.862	43.91	46.093	12:14:12.286
10 -	20.520	24.089	17.059	1:01.668	73.96	3.899	12:15:13.954
11 -	<b>18.658</b>	22.563	16.908	58.129 (3)	78.46	0.360	12:16:12.083
12 -	18.713	22.591	16.876	58.180	78.39	0.411	12:17:10.263

P9 54		Harvey CATON		Honda Civic EP3			
IDEAL LAP TIME : 57.610		BEST LAP TIME : 57.798		DIFFERENCE : 0.188			
LAP	SECTOR 1	SECTOR 2	SECTOR 3	LAP TIME	MPH	DIFF	TIME OF DAY
1 -	19.637	22.997	16.815	59.449	76.72	1.651	12:03:57.995
2 -	19.877	22.827	17.434	1:00.138	75.84	2.340	12:04:58.133
3 -	18.796	22.426	<b>16.576</b>	<b>57.798 (1)</b>	<b>78.91</b>		<b>12:05:55.931</b>
4 -	19.070	24.016	16.621	59.707 D	76.39	1.909	12:06:55.638
5 -	18.876	22.637	16.791	58.304	78.22	0.506	12:07:53.942
6 -	19.269	22.461	16.793	58.523	77.93	0.725	12:08:52.465
7 -	18.797	<b>22.359</b>	16.795	57.951 (3)	78.70	0.153	12:09:50.416
8 -	19.126	22.855	19.223	1:01.204	74.52	3.406	12:10:51.620
9 -	OUTLAP	22.663	16.916	2:10.150	35.04	1:12.352	12:13:01.770
10 -	<b>18.675</b>	22.404	16.827	57.906 (2)	78.76	0.108	12:13:59.676
11 -	18.871	22.559	16.805	58.235	78.32	0.437	12:14:57.911
12 -	18.756	22.611	16.786	58.153	78.43	0.355	12:15:56.064
13 -	18.882	22.493	16.939	58.314	78.21	0.516	12:16:54.378
14 -	19.846	24.366	20.188	1:04.400	70.82	6.602	12:17:58.778

# Milltek Sport Civic Cup

## QUALIFYING - RACES 5 & 22 - SECTOR ANALYSIS



SECTOR 1 = FL to I1, SECTOR 2 = I1 to I2, SECTOR 3 = I2 to FL, DIFF = Difference To Personal Best Lap, P = Crossed Finish Line in Pit Lane, D = Time Disallowed

P10 97		Alex KITE		Honda Civic EP3			
IDEAL LAP TIME : 57.698		BEST LAP TIME : 57.853		DIFFERENCE : 0.155			
LAP	SECTOR 1	SECTOR 2	SECTOR 3	LAP TIME	MPH	DIFF	TIME OF DAY
1 -	19.507	22.771	17.177	59.455	76.71	1.602	12:04:18.133
2 -	19.050	22.629	16.882	58.561	77.88	0.708	12:05:16.694
3 -	19.815	23.115	17.090	1:00.020	75.99	2.167	12:06:16.714
4 -	19.446	23.076	16.941	59.463	76.70	1.610	12:07:16.177
5 -	18.833	<b>22.304</b>	<b>16.716</b>	<b>57.853 (1)</b>	<b>78.83</b>		<b>12:08:14.030</b>
6 -	<b>18.678</b>	22.449	16.762	57.889 (2)	78.79	0.036	12:09:11.919
7 -	19.901	23.578	17.822	1:01.301	74.40	3.448	12:10:13.220
8 -	18.978	23.506	18.727	1:01.211	74.51	3.358	12:11:14.431
9 -	18.934	22.650	16.853	58.437	78.05	0.584	12:12:12.868
10 -	18.878	23.028	21.377	1:03.283	72.07	5.430	12:13:16.151
11 -	OUTLAP	23.135	17.163	1:47.469	42.44	49.616	12:15:03.620
12 -	18.701	22.412	16.962	58.075 (3)	78.53	0.222	12:16:01.695
13 -	18.755	22.556	16.964	58.275	78.26	0.422	12:16:59.970

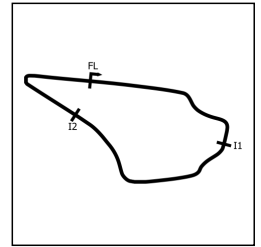
P11 73		Dan MACDONALD		Honda Civic EP3			
IDEAL LAP TIME : 57.834		BEST LAP TIME : 57.877		DIFFERENCE : 0.043			
LAP	SECTOR 1	SECTOR 2	SECTOR 3	LAP TIME	MPH	DIFF	TIME OF DAY
1 -	19.642	23.018	17.726	1:00.386	75.53	2.509	12:04:08.388
2 -	19.523	22.739	16.890	59.152	77.10	1.275	12:05:07.540
3 -	19.082	22.462	16.920	58.464	78.01	0.587	12:06:06.004
4 -	18.854	22.565	17.047	58.466	78.01	0.589	12:07:04.470
5 -	18.781	22.412	16.901	58.094 (3)	78.51	0.217	12:08:02.564
6 -	<b>18.672</b>	22.579	16.947	58.198	78.37	0.321	12:09:00.762
7 -	18.727	22.597	18.070	59.394	76.79	1.517	12:10:00.156
8 -	OUTLAP	22.466	17.156	<del>3:04.908</del> D	24.66	2:07.031	12:13:05.064
9 -	18.678	23.198	17.022	58.898	77.44	1.021	12:14:03.962
10 -	18.913	22.679	17.021	58.613	77.81	0.736	12:15:02.575
11 -	18.680	22.370	16.875	57.925 (2)	78.74	0.048	12:16:00.500
12 -	18.715	<b>22.324</b>	<b>16.838</b>	<b>57.877 (1)</b>	<b>78.80</b>		<b>12:16:58.377</b>
13 -	21.659	29.945	29.573	1:21.177	56.18	23.300	12:18:19.554

P12 26		Morgan BAILEY		Honda Civic EP3			
IDEAL LAP TIME : 57.841		BEST LAP TIME : 58.009		DIFFERENCE : 0.168			
LAP	SECTOR 1	SECTOR 2	SECTOR 3	LAP TIME	MPH	DIFF	TIME OF DAY
1 -	19.248	22.551	16.877	58.676	77.73	0.667	12:04:02.905
2 -	18.889	22.639	16.815	58.343	78.17	0.334	12:05:01.248
3 -	18.902	22.414	16.919	58.235	78.32	0.226	12:05:59.483
4 -	18.784	22.412	16.813	<b>58.009 (1)</b>	<b>78.62</b>		<b>12:06:57.492</b>
5 -	18.849	22.465	16.860	58.174	78.40	0.165	12:07:55.666
6 -	19.228	23.955	17.982	1:01.165	74.57	3.156	12:08:56.831
7 -	18.757	<b>22.314</b>	16.954	58.025 (2)	78.60	0.016	12:09:54.856
8 -	18.921	23.863	18.636	1:01.420	74.26	3.411	12:10:56.276
9 -	18.911	22.874	20.101	<del>1:01.886</del> D	73.70	3.877	12:11:58.162
10 -	18.844	22.476	<b>16.782</b>	58.102 (3)	78.50	0.093	12:12:56.264
11 -	19.081	26.875	20.710	1:06.666	68.41	8.657	12:14:02.930
12 -	OUTLAP	22.696	17.267	2:29.012	30.60	1:31.003	12:16:31.942
13 -	<b>18.745</b>	22.452	16.979	58.176	78.40	0.167	12:17:30.118



# Milltek Sport Civic Cup

## QUALIFYING - RACES 5 & 22 - SECTOR ANALYSIS



SECTOR 1 = FL to I1, SECTOR 2 = I1 to I2, SECTOR 3 = I2 to FL, DIFF = Difference To Personal Best Lap, P = Crossed Finish Line in Pit Lane, D = Time Disallowed

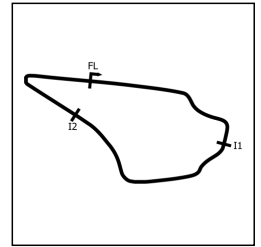
P13 19		Jack RUDELL		Honda Civic EP3			
IDEAL LAP TIME : 57.881		BEST LAP TIME : 58.063		DIFFERENCE : 0.182			
LAP	SECTOR 1	SECTOR 2	SECTOR 3	LAP TIME	MPH	DIFF	TIME OF DAY
1 -	19.152	22.865	16.821	58.838	77.51	0.775	12:04:04.825
2 -	19.096	22.715	17.033	58.844	77.51	0.781	12:05:03.669
3 -	19.079	22.554	16.866	58.499	77.96	0.436	12:06:02.168
4 -	18.860	22.511	16.888	58.259 (3)	78.29	0.196	12:07:00.427
5 -	<b>18.840</b>	22.489	<b>16.734</b>	<b>58.063 (1)</b>	<b>78.55</b>		<b>12:07:58.490</b>
6 -	19.518	22.652	17.496	59.666	76.44	1.603	12:08:58.156
7 -	18.893	<b>22.307</b>	17.056	58.256 (2)	78.29	0.193	12:09:56.412
8 -	19.063	22.940	17.396	59.399	76.78	1.336	12:10:55.811
9 -	19.022	23.626	19.196	<del>1:04.844</del> D	73.75	3.781	12:11:57.655
10 -	18.867	22.493	16.967	58.327	78.19	0.264	12:12:55.982
11 -	19.044	22.741	17.618	59.403	76.78	1.340	12:13:55.385
12 -	18.979	22.381	17.120	58.480	77.99	0.417	12:14:53.865
13 -	18.994	22.358	17.044	58.396	78.10	0.333	12:15:52.261
14 -	19.032	23.817	20.354	1:03.203	72.16	5.140	12:16:55.464
15 -	20.953	25.177	24.745	1:10.875	64.35	12.812	12:18:06.339

P14 70		Owen HILLMAN		Honda Civic EP3			
IDEAL LAP TIME : 58.235		BEST LAP TIME : 58.377		DIFFERENCE : 0.142			
LAP	SECTOR 1	SECTOR 2	SECTOR 3	LAP TIME	MPH	DIFF	TIME OF DAY
1 -	20.207	27.881	18.753	1:06.841	68.23	8.464	12:04:42.694
2 -	19.711	22.697	16.942	59.350	76.85	0.973	12:05:42.044
3 -	19.822	22.835	17.061	59.718	76.37	1.341	12:06:41.762
4 -	19.033	22.969	17.077	59.079	77.20	0.702	12:07:40.841
5 -	19.011	22.723	17.082	58.816	77.54	0.439	12:08:39.657
6 -	18.993	22.471	<b>16.913</b>	<b>58.377 (1)</b>	<b>78.13</b>		<b>12:09:38.034</b>
7 -	18.894	22.567	17.060	58.521 D	77.93	0.144	12:10:36.555
8 -	<b>18.866</b>	<b>22.456</b>	17.086	58.408 (2)	78.09	0.031	12:11:34.963
9 -	18.941	26.295	18.937	1:04.173	71.07	5.796	12:12:39.136
10 -	OUTLAP	23.290	18.244	1:53.412	40.21	55.035	12:14:32.548
11 -	18.991	22.580	17.214	<del>58.785</del> D	77.58	0.408	12:15:31.333
12 -	19.035	22.672	17.172	58.879	77.46	0.502	12:16:30.212
13 -	18.947	22.519	17.309	58.775 (3)	77.60	0.398	12:17:28.987

P15 77		Travis CHAPMAN		Honda Civic EP3			
IDEAL LAP TIME : 58.271		BEST LAP TIME : 58.484		DIFFERENCE : 0.213			
LAP	SECTOR 1	SECTOR 2	SECTOR 3	LAP TIME	MPH	DIFF	TIME OF DAY
1 -	19.811	23.916	18.296	1:02.023	73.53	3.539	12:04:34.055
2 -	19.577	22.894	16.888	59.359	76.83	0.875	12:05:33.414
3 -	19.413	23.049	17.043	59.505	76.65	1.021	12:06:32.919
4 -	19.165	22.620	16.927	58.712	77.68	0.228	12:07:31.631
5 -	19.130	<b>22.524</b>	16.970	58.624 (3)	77.80	0.140	12:08:30.255
6 -	19.466	24.487	18.118	1:02.071	73.48	3.587	12:09:32.326
7 -	19.019	22.790	16.905	58.714	77.68	0.230	12:10:31.040
8 -	19.476	26.319	20.908	1:06.703	68.37	8.219	12:11:37.743
9 -	18.958	22.633	17.037	58.628	77.79	0.144	12:12:36.371
10 -	<b>18.941</b>	22.866	16.855	58.662	77.75	0.178	12:13:35.033
11 -	20.323	28.259	17.607	1:06.189	68.91	7.705	12:14:41.222
12 -	<b>18.941</b>	22.737	<b>16.806</b>	<b>58.484 (1)</b>	<b>77.98</b>		<b>12:15:39.706</b>
13 -	18.998	22.707	16.810	58.515 (2)	77.94	0.031	12:16:38.221
14 -	19.982	25.310	21.881	1:07.173	67.90	8.689	12:17:45.394

# Milltek Sport Civic Cup

## QUALIFYING - RACES 5 & 22 - SECTOR ANALYSIS



SECTOR 1 = FL to I1, SECTOR 2 = I1 to I2, SECTOR 3 = I2 to FL, DIFF = Difference To Personal Best Lap, P = Crossed Finish Line in Pit Lane, D = Time Disallowed

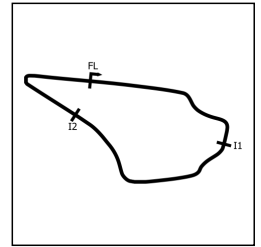
P16 66		Dave MARSHALL		Honda Civic FN2			
IDEAL LAP TIME : 58.483		BEST LAP TIME : 58.614		DIFFERENCE : 0.131			
LAP	SECTOR 1	SECTOR 2	SECTOR 3	LAP TIME	MPH	DIFF	TIME OF DAY
1 -	19.378	23.079	17.389	59.846	76.21	1.232	12:04:23.936
2 -	19.215	22.720	17.139	59.074	77.21	0.460	12:05:23.010
3 -	18.969	22.742	17.171	58.882	77.46	0.268	12:06:21.892
4 -	19.006	<b>22.563</b>	21.324	1:02.893	72.52	4.279	12:07:24.785
5 -	OUTLAP	25.770	21.048	2:08.697	35.44	1:10.083	12:09:33.482
6 -	18.958	22.615	<b>17.041</b>	<b>58.614 (1)</b>	<b>77.81</b>		<b>12:10:32.096</b>
7 -	18.946	22.797	17.247	58.990	77.32	0.376	12:11:31.086
8 -	19.019	22.669	17.163	58.851 (3)	77.50	0.237	12:12:29.937
9 -	18.980	23.260	18.753	1:00.993 D	74.78	2.379	12:13:30.930
10 -	18.937	23.906	20.178	1:03.021 D	72.37	4.407	12:14:33.951
11 -	19.035	22.572	17.148	58.755 (2)	77.62	0.141	12:15:32.706
12 -	20.165	23.653	18.113	1:01.931	73.64	3.317	12:16:34.637
13 -	<b>18.879</b>	22.764	17.874	59.517	76.63	0.903	12:17:34.154

P17 24		Tommy KNIGHT		Honda Civic EP3			
IDEAL LAP TIME : 58.399		BEST LAP TIME : 58.623		DIFFERENCE : 0.224			
LAP	SECTOR 1	SECTOR 2	SECTOR 3	LAP TIME	MPH	DIFF	TIME OF DAY
1 -	20.434	23.819	18.125	1:02.378	73.12	3.755	12:04:18.441
2 -	19.844	23.008	16.959	59.811	76.25	1.188	12:05:18.252
3 -	19.541	22.847	17.033	59.421	76.75	0.798	12:06:17.673
4 -	19.417	22.845	17.202	59.464	76.70	0.841	12:07:17.137
5 -	19.194	<b>22.672</b>	<b>16.894</b>	58.760 (3)	77.62	0.137	12:08:15.897
6 -	26.606	23.097	17.186	1:06.889	68.18	8.266	12:09:22.786
7 -	19.195	23.025	17.094	59.314	76.89	0.691	12:10:22.100
8 -	19.285	22.899	18.151	1:00.335	75.59	1.712	12:11:22.435
9 -	OUTLAP	23.010	16.909	1:44.077	43.82	45.454	12:13:06.512
10 -	19.092	22.952	16.971	59.015	77.28	0.392	12:14:05.527
11 -	18.971	22.763	16.982	58.716 (2)	77.68	0.093	12:15:04.243
12 -	18.994	22.789	16.938	58.721 D	77.67	0.098	12:16:02.964
13 -	<b>18.833</b>	22.801	16.989	<b>58.623 (1)</b>	<b>77.80</b>		<b>12:17:01.587</b>

P18 80		Andy WHEATLEY		Honda Civic EP3			
IDEAL LAP TIME : 58.655		BEST LAP TIME : 58.660		DIFFERENCE : 0.005			
LAP	SECTOR 1	SECTOR 2	SECTOR 3	LAP TIME	MPH	DIFF	TIME OF DAY
1 -	20.115	23.693	17.288	1:01.096	74.65	2.436	12:04:16.488
2 -	19.656	23.199	17.075	59.930	76.10	1.270	12:05:16.418
3 -	19.720	23.183	16.986	59.889	76.15	1.229	12:06:16.307
4 -	19.511	23.518	17.346	1:00.375	75.54	1.715	12:07:16.682
5 -	20.577	24.091	20.173	1:04.841	70.34	6.181	12:08:21.523
6 -	OUTLAP	24.106	16.927	1:56.848	39.03	58.188	12:10:18.371
7 -	19.395	23.231	17.025	59.651	76.46	0.991	12:11:18.022
8 -	19.247	23.076	16.933	59.256	76.97	0.596	12:12:17.278
9 -	19.097	22.869	16.848	58.814 (2)	77.55	0.154	12:13:16.092
10 -	19.378	23.000	17.035	59.413	76.76	0.753	12:14:15.505
11 -	19.234	23.150	17.198	59.582	76.55	0.922	12:15:15.087
12 -	<b>18.955</b>	<b>22.856</b>	16.849	<b>58.660 (1)</b>	<b>77.75</b>		<b>12:16:13.747</b>
13 -	19.081	23.159	<b>16.844</b>	59.084 (3)	77.19	0.424	12:17:12.831

# Milltek Sport Civic Cup

## QUALIFYING - RACES 5 & 22 - SECTOR ANALYSIS



SECTOR 1 = FL to I1, SECTOR 2 = I1 to I2, SECTOR 3 = I2 to FL, DIFF = Difference To Personal Best Lap, P = Crossed Finish Line in Pit Lane, D = Time Disallowed

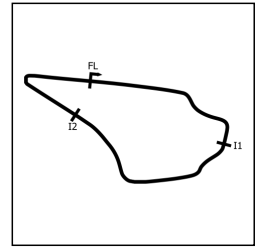
P19 98		Jordan BRENNAN		Honda Civic EP3			
IDEAL LAP TIME :		BEST LAP TIME : 58.831		DIFFERENCE :			
LAP	SECTOR 1	SECTOR 2	SECTOR 3	LAP TIME	MPH	DIFF	TIME OF DAY
1 -				1:01.449	74.22	2.618	12:04:34.996
2 -				59.936	76.09	1.105	12:05:34.932
3 -				59.519	76.63	0.688	12:06:34.451
4 -				59.124	77.14	0.293	12:07:33.575
5 -				3:25.557	22.18	2:26.726	12:10:59.132
6 -				59.264	76.96	0.433	12:11:58.397
7 -				58.932 (3)	77.39	0.101	12:12:57.329
8 -				<b>58.831 (1)</b>	<b>77.52</b>		<b>12:13:56.160</b>
9 -				1:09.774	65.36	10.943	12:15:05.934
10 -				58.931 (2)	77.39	0.100	12:16:04.865
11 -				1:01.198	74.53	2.367	12:17:06.063

P20 495		Mark HUGHES		Honda Civic FN2			
IDEAL LAP TIME : 1:00.181		BEST LAP TIME : 1:00.181		DIFFERENCE : 0.000			
LAP	SECTOR 1	SECTOR 2	SECTOR 3	LAP TIME	MPH	DIFF	TIME OF DAY
1 -	20.599	26.533	18.113	1:05.245	69.90	5.064	12:04:36.119
2 -	20.260	23.977	17.899	1:02.136	73.40	1.955	12:05:38.255
3 -	20.178	23.845	17.528	1:01.551	74.10	1.370	12:06:39.806
4 -	20.077	23.735	17.441	1:01.253 (3)	74.46	1.072	12:07:41.059
5 -	19.840	23.789	17.391	1:01.020 (2)	74.74	0.839	12:08:42.079
6 -	<b>19.507</b>	<b>23.328</b>	<b>17.346</b>	<b>1:00.181 (1)</b>	<b>75.78</b>		<b>12:09:42.260</b>
7 -	19.670	24.092	18.480	1:02.242	73.28	2.061	12:10:44.502
8 -	19.643	25.515	18.547	1:03.705	71.59	3.524	12:11:48.207
9 -	19.613	23.903	18.478	1:01.994	73.57	1.813	12:12:50.201
10 -	19.605	24.000	18.565	1:02.170	73.36	1.989	12:13:52.371
11 -	19.723	25.862	24.755	1:10.340	64.84	10.159	12:15:02.711
12 -	OUTLAP	24.039	17.593	2:19.042	32.80	1:18.861	12:17:21.753

P21 76		Simon WELCH		Honda Civic EP3			
IDEAL LAP TIME : 59.769		BEST LAP TIME : 1:00.190		DIFFERENCE : 0.421			
LAP	SECTOR 1	SECTOR 2	SECTOR 3	LAP TIME	MPH	DIFF	TIME OF DAY
1 -	20.531	24.004	17.236	1:01.771	73.83	1.581	12:04:31.069
2 -	34.366	25.364	17.515	1:17.245	59.04	17.055	12:05:48.314
3 -	20.534	24.689	17.448	1:02.671	72.77	2.481	12:06:50.985
4 -	21.154	25.879	18.970	1:06.003	69.10	5.813	12:07:56.988
5 -	19.591	23.864	17.896	1:01.351	74.34	1.161	12:08:58.339
6 -	21.199	29.664	19.283	1:10.146	65.02	9.956	12:10:08.485
7 -	19.675	23.447	<b>17.068</b>	<b>1:00.190 (1)</b>	<b>75.77</b>		<b>12:11:08.675</b>
8 -	19.556	23.541	17.338	1:00.435	75.47	0.245	12:12:09.110
9 -	19.688	23.386	17.346	1:00.420 (3)	75.49	0.230	12:13:09.530
10 -	20.396	28.944	19.781	1:09.121	65.98	8.931	12:14:18.651
11 -	24.510	25.744	17.952	1:08.206	66.87	8.016	12:15:26.857
12 -	<b>19.535</b>	23.714	18.011	1:01.260	74.45	1.070	12:16:28.117
13 -	19.909	<b>23.166</b>	17.321	1:00.396 (2)	75.52	0.206	12:17:28.513

# Milltek Sport Civic Cup

## QUALIFYING - RACES 5 & 22 - SECTOR ANALYSIS



SECTOR 1 = FL to I1, SECTOR 2 = I1 to I2, SECTOR 3 = I2 to FL, DIFF = Difference To Personal Best Lap, P = Crossed Finish Line in Pit Lane, D = Time Disallowed

<b>P22 727</b>		<b>Jackson WHITE</b>		<b>Honda Civic EP3</b>			
IDEAL LAP TIME : 1:00.520		BEST LAP TIME : 1:00.694		DIFFERENCE : 0.174			
LAP	SECTOR 1	SECTOR 2	SECTOR 3	LAP TIME	MPH	DIFF	TIME OF DAY
1 -	21.126	29.762	20.196	1:11.084	64.16	10.390	12:04:38.621
2 -	20.840	24.407	17.778	1:03.025	72.36	2.331	12:05:41.646
3 -	20.931	24.023	17.283	1:02.237	73.28	1.543	12:06:43.883
4 -	20.536	24.049	17.262	1:01.847	73.74	1.153	12:07:45.730
5 -	20.061	24.078	17.103	1:01.242	74.47	0.548	12:08:46.972
6 -	20.036	<b>23.652</b>	<b>17.069</b>	1:00.757 <b>(2)</b>	75.07	0.063	12:09:47.729
7 -	24.325	27.102	19.938	1:11.365	63.91	10.671	12:10:59.094
8 -	OUTLAP	28.194	18.346	1:39.690	45.75	38.996	12:12:38.784
9 -	20.557	25.734	17.412	1:03.703	71.59	3.009	12:13:42.487
10 -	20.149	24.038	17.790	1:01.977	73.59	1.283	12:14:44.464
11 -	19.917	24.011	17.131	1:01.059 <b>(3)</b>	74.70	0.365	12:15:45.523
<b>12 -</b>	<b>19.799</b>	23.692	17.203	<b>1:00.694 (1)</b>	<b>75.14</b>		<b>12:16:46.217</b>
13 -	21.573	26.182	20.290	1:08.045	67.03	7.351	12:17:54.262

<b>P23 74</b>		<b>Anthony GANNON</b>		<b>Honda Civic EP3</b>			
IDEAL LAP TIME : 1:00.718		BEST LAP TIME : 1:01.462		DIFFERENCE : 0.744			
LAP	SECTOR 1	SECTOR 2	SECTOR 3	LAP TIME	MPH	DIFF	TIME OF DAY
1 -	20.261	24.364	18.313	1:02.938 <b>(2)</b>	72.46	1.476	12:04:38.037
<b>2 -</b>	20.385	<b>23.549</b>	<b>17.528</b>	<b>1:01.462 (1)</b>	<b>74.21</b>		<b>12:05:39.499</b>
3 -	<b>19.641</b>	34.232	42.346	1:36.219 <b>(3)</b>	47.40	34.757	12:07:15.718

# Milltek Sport Civic Cup

## QUALIFYING - RACES 5 & 22 - BEST SECTORS

SECTOR 1			SECTOR 2			SECTOR 3			IDEAL / BEST COMPARISON						
POS	NO	NAME	TIME	NO	NAME	TIME	NO	NAME	TIME	POS	NO	NAME	IDEAL	BEST	DIFF
													<b>PERFECT LAP</b>	<b>57.051</b>	
1	29	THACKERAY	18.563	62	MCGILL	21.984	45	CAMP	16.504	1	62	MCGILL	57.137	57.557	0.420
2	45	CAMP	18.611	33	EDMUNDSON	22.111	62	MCGILL	16.529	2	45	CAMP	57.260	57.302	0.042
3	62	MCGILL	18.624	45	CAMP	22.145	54	CATON	16.576	3	29	THACKERAY	57.385	57.448	0.063
4	4	KIRKPATRICK	18.632	43	HARDING	22.146	43	HARDING	16.595	4	43	HARDING	57.404	57.443	0.039
5	42	REDFORD	18.658	29	THACKERAY	22.173	33	EDMUNDSON	16.604	5	33	EDMUNDSON	57.419	57.547	0.128
6	14	BENSLEY	18.660	14	BENSLEY	22.175	14	BENSLEY	16.605	6	14	BENSLEY	57.440	57.570	0.130
7	43	HARDING	18.663	42	REDFORD	22.232	4	KIRKPATRICK	16.608	7	4	KIRKPATRICK	57.503	57.721	0.218
8	73	MACDONALD	18.672	4	KIRKPATRICK	22.263	29	THACKERAY	16.649	8	54	CATON	57.610	57.798	0.188
9	54	CATON	18.675	97	KITE	22.304	97	KITE	16.716	9	42	REDFORD	57.628	57.769	0.141
10	97	KITE	18.678	19	RUDELL	22.307	19	RUDELL	16.734	10	97	KITE	57.698	57.853	0.155
11	33	EDMUNDSON	18.704	26	BAILEY	22.314	42	REDFORD	16.738	11	73	MACDONALD	57.834	57.877	0.043
12	26	BAILEY	18.745	73	MACDONALD	22.324	26	BAILEY	16.782	12	26	BAILEY	57.841	58.009	0.168
13	24	KNIGHT	18.833	54	CATON	22.359	77	CHAPMAN	16.806	13	19	RUDELL	57.881	58.063	0.182
14	19	RUDELL	18.840	70	HILLMAN	22.456	73	MACDONALD	16.838	14	70	HILLMAN	58.235	58.377	0.142
15	70	HILLMAN	18.866	77	CHAPMAN	22.524	80	WHEATLEY	16.844	15	77	CHAPMAN	58.271	58.484	0.213
16	66	MARSHALL	18.879	66	MARSHALL	22.563	24	KNIGHT	16.894	16	24	KNIGHT	58.399	58.623	0.224
17	77	CHAPMAN	18.941	24	KNIGHT	22.672	70	HILLMAN	16.913	17	66	MARSHALL	58.483	58.614	0.131
18	80	WHEATLEY	18.955	80	WHEATLEY	22.856	66	MARSHALL	17.041	18	80	WHEATLEY	58.655	58.660	0.005
19	495	HUGHES	19.507	76	WELCH	23.166	76	WELCH	17.068	19	76	WELCH	59.769	1:00.190	0.421
20	76	WELCH	19.535	495	HUGHES	23.328	727	WHITE	17.069	20	495	HUGHES	1:00.181	1:00.181	0.000
21	74	GANNON	19.641	74	GANNON	23.549	495	HUGHES	17.346	21	727	WHITE	1:00.520	1:00.694	0.174
22	727	WHITE	19.799	727	WHITE	23.652	74	GANNON	17.528	22	74	GANNON	1:00.718	1:01.462	0.744
23										23	98	BRENNAN		58.831	

## Milltek Sport Civic Cup

### QUALIFYING - RACES 5 & 22 - STATISTICS

**Competitors Started** 23  
**Planned Start** 2023-07-22 @ 12:05:00.000  
**Actual Start** 2023-07-22 @ 12:01:53.750  
**Finish Time** 2023-07-22 @ 12:16:58.640  
**Track Length** 1.2669mi.  
**Total Laps** 295  
**Total Distance Covered** 373.7578mi.

#### Session Fastest Lap History

NO	NAME	LAP TIME	TIME OF DAY	LAP	VEHICLE
54	Harvey CATON	59.449	12:03:58.008	1	Honda Civic EP3
43	Jack HARDING	59.051	12:03:58.436	1	Honda Civic EP3
33	Max EDMUNDSON	58.165	12:04:00.243	1	Honda Civic EP3
43	Jack HARDING	57.881	12:04:56.318	2	Honda Civic EP3
33	Max EDMUNDSON	57.547	12:04:57.791	2	Honda Civic EP3
45	Alistair CAMP	57.537	12:05:09.734	2	Honda Civic EP3
45	Alistair CAMP	57.302	12:06:07.029	3	Honda Civic EP3

#### Flag History

TYPE	TIME OF DAY
GREEN	12:01:53.750
FINISH	12:16:58.640

#### Flag Statistics

TYPE	COUNT	TOTAL LAPS	TOTAL TIME
Green	1	15	17:46.418
Red	0	0	0.000
Safety Car	0	0	0.000
FCY	0	0	0.000

# Milltek Sport Civic Cup

## RACE 5 - GRID (15 minutes)

ROW 12	23	1:01.462	<b>74</b> Anthony GANNON				
ROW 11	21	1:00.190	<b>76</b> Simon WELCH		22	1:00.694	<b>727</b> Jackson WHITE
ROW 10	19	58.831	<b>98</b> Jordan BRENNAN		20	1:00.181	<b>495</b> Mark HUGHES
ROW 9	17	58.623	<b>24</b> Tommy KNIGHT		18	58.660	<b>80</b> Andy WHEATLEY
ROW 8	15	58.484	<b>77</b> Travis CHAPMAN		16	58.614	<b>66</b> Dave MARSHALL
ROW 7	13	58.063	<b>19</b> Jack RUDELL		14	58.377	<b>70</b> Owen HILLMAN
ROW 6	11	57.877	<b>73</b> Dan MACDONALD		12	58.009	<b>26</b> Morgan BAILEY
ROW 5	9	57.798	<b>54</b> Harvey CATON		10	57.853	<b>97</b> Alex KITE
ROW 4	7	57.721	<b>4</b> Sam KIRKPATRICK		8	57.769	<b>42</b> Will REDFORD
ROW 3	5	57.557	<b>62</b> Liam MCGILL		6	57.570	<b>14</b> Ryan BENSLEY
ROW 2	3	57.448	<b>29</b> Dan THACKERAY		4	57.547	<b>33</b> Max EDMUNDSON
ROW 1	1	57.302	<b>45</b> Alistair CAMP		2	57.443	<b>43</b> Jack HARDING
<b>Pole</b>							

Knockhill: 1.2669 miles

These results are provisional until the conclusion of any judicial and technical matters.

Clerk Of Course : Andrew Roberts	Stewards :	Timekeeper : Sarah Evans
----------------------------------	------------	--------------------------

Results can be found at [www.tsl-timing.com](http://www.tsl-timing.com)

Printed - 12:24 Saturday, 22 July 2023



# Milltek Sport Civic Cup

## RACE 22 - GRID (15 minutes)

ROW 12	23	1:02.938	<b>74</b> Anthony GANNON		
ROW 11	21	1:00.757	<b>727</b> Jackson WHITE	22	1:01.020
ROW 10	19	58.931	<b>98</b> Jordan BRENNAN	20	1:00.396
ROW 9	17	58.755	<b>66</b> Dave MARSHALL	18	58.814
ROW 8	15	58.515	<b>77</b> Travis CHAPMAN	16	58.716
ROW 7	13	58.256	<b>19</b> Jack RUDELL	14	58.408
ROW 6	11	57.929	<b>42</b> Will REDFORD	12	58.025
ROW 5	9	57.906	<b>54</b> Harvey CATON	10	57.925
ROW 4	7	57.745	<b>4</b> Sam KIRKPATRICK	8	57.889
ROW 3	5	57.624	<b>62</b> Liam MCGILL	6	57.670
ROW 2	3	57.578	<b>14</b> Ryan BENSLEY	4	57.605
ROW 1	1	57.537	<b>45</b> Alistair CAMP	2	57.553
			<b>Pole</b>		

Knockhill: 1.2669 miles

These results are provisional until the conclusion of any judicial and technical matters.

Clerk Of Course : Andrew Roberts	Stewards :	Timekeeper : Sarah Evans
----------------------------------	------------	--------------------------

Results can be found at [www.tsl-timing.com](http://www.tsl-timing.com)

Printed - 12:25 Saturday, 22 July 2023





# Milltek Sport Civic Cup

## RACE 5 - CLASSIFICATION

POS	NO	NAME	ENTRY	LAPS	TIME	GAP	DIFF	MPH	BEST	ON
1	29	Dan THACKERAY	Honda Civic EP3	16	15:37.014			77.88	57.858	4
2	33	Max EDMUNDSON	Honda Civic EP3	16	15:39.054	2.040	2.040	77.71	57.987	10
3	14	Ryan BENSLEY	Honda Civic EP3	16	15:39.320	2.306	0.266	77.69	57.863	10
4	42	Will REDFORD	Honda Civic EP3	16	15:40.790	3.776	1.470	77.57	58.039	6
5	26	Morgan BAILEY	Honda Civic EP3	16	15:42.535	5.521	1.745	77.42	58.097	7
6	97	Alex KITE	Honda Civic EP3	16	15:43.658	6.644	1.123	77.33	58.007	10
7	4	Sam KIRKPATRICK	Honda Civic EP3	16	15:44.378	7.364	0.720	77.27	58.098	10
8	45*	Alistair CAMP	Honda Civic EP3	16	15:44.854	7.840	0.476	77.23	57.642	6
9	73	Dan MACDONALD	Honda Civic EP3	16	15:44.928	7.914	0.074	77.23	58.033	11
10	62*	Liam MCGILL	Honda Civic EP3	16	15:45.189	8.175	0.261	77.20	57.518	10
11	19	Jack RUDELL	Honda Civic EP3	16	15:50.598	13.584	5.409	76.77	58.316	9
12	98	Jordan BRENNAN	Honda Civic EP3	16	15:52.652	15.638	2.054	76.60	58.232	11
13	70	Owen HILLMAN	Honda Civic EP3	16	15:53.234	16.220	0.582	76.55	58.174	6
14	66	Dave MARSHALL	Honda Civic FN2	16	15:54.878	17.864	1.644	76.42	58.519	10
15	77	Travis CHAPMAN	Honda Civic EP3	16	15:55.022	18.008	0.144	76.41	58.395	4
16	54	Harvey CATON	Honda Civic EP3	16	16:13.459	36.445	18.437	74.96	57.920	9
17	495	Mark HUGHES	Honda Civic FN2	16	16:22.510	45.496	9.051	74.27	1:00.159	9
18	76	Simon WELCH	Honda Civic EP3	16	16:25.571	48.557	3.061	74.04	59.824	14
19	80	Andy WHEATLEY	Honda Civic EP3	16	16:27.667	50.653	2.096	73.88	58.908	13
20	727	Jackson WHITE	Honda Civic EP3	15	16:00.562	1 Lap	1 Lap	71.22	59.955	10
21	24	Tommy KNIGHT	Honda Civic EP3	15	16:36.024	1 Lap	35.462	68.68	58.433	6
22	74	Anthony GANNON	Honda Civic EP3	13	16:13.984	3 Laps	2 Laps	60.87	1:00.476	13

### NOT CLASSIFIED

DNF	43	Jack HARDING	Honda Civic EP3	6	5:59.406	10 Laps	7 Laps	76.14	57.897	4
-----	----	--------------	-----------------	---	----------	---------	--------	-------	--------	---

### FASTEST LAP

	62	Liam MCGILL	Honda Civic EP3	10	57.518			79.29 mph	127.61 kph	
--	----	-------------	-----------------	----	--------	--	--	-----------	------------	--

Car 45 - 5 second penalty - Track limits

Car 62 - 5 second penalty - Track limits

Race Distance: 16 Laps / 20.27 miles

Knockhill: 1.2669 miles

Date: 22/07/2023 Start: 16:39 Finish: 16:54

Weather / Track : Cloudy / Dry

These results are provisional until the conclusion of any judicial and technical matters.

Clerk Of Course : Andrew Roberts	Stewards :	Timekeeper : Sarah Evans
----------------------------------	------------	--------------------------

Results can be found at [www.tsl-timing.com](http://www.tsl-timing.com)

Printed - 16:58 Saturday, 22 July 2023



# Milltek Sport Civic Cup

## RACE 5 - LAP CHART

LAP 1 @ 16:40:07.668			LAP 2 @ 16:41:05.768			LAP 3 @ 16:42:03.622			LAP 4 @ 16:43:01.376			LAP 5 @ 16:44:00.639		
NO	BEHIND	LAP TIME	NO	BEHIND	LAP TIME	NO	BEHIND	LAP TIME	NO	BEHIND	LAP TIME	NO	BEHIND	LAP TIME
<b>45</b>		1:02.919	<b>45</b>		58.100	<b>45</b>		57.854	<b>45</b>		57.754	<b>29</b>		58.515
<b>29</b>	0.415	1:03.334	<b>29</b>	0.536	58.221	<b>29</b>	0.644	57.962	<b>29</b>	0.748	57.858	<b>43</b>	0.601	58.365
<b>43</b>	0.936	1:03.855	<b>43</b>	1.124	58.288	<b>43</b>	1.356	58.086	<b>43</b>	1.499	57.897	<b>33</b>	1.230	58.144
<b>33</b>	1.392	1:04.311	<b>33</b>	1.594	58.302	<b>33</b>	1.944	58.204	<b>33</b>	2.349	58.159	<b>14</b>	1.689	57.999
<b>14</b>	2.068	1:04.987	<b>14</b>	2.447	58.479	<b>14</b>	2.633	58.040	<b>14</b>	2.953	58.074	<b>62</b>	2.652	58.632
<b>62</b>	2.378	1:05.297	<b>62</b>	2.680	58.402	<b>62</b>	2.831	58.005	<b>62</b>	3.283	58.206	<b>45</b>	2.959	1:02.222
<b>42</b>	2.585	1:05.504	<b>42</b>	3.154	58.669	<b>42</b>	3.448	58.148	<b>42</b>	3.830	58.136	<b>42</b>	3.322	58.755
<b>26</b>	2.598	1:05.517	<b>26</b>	3.653	59.155	<b>26</b>	4.214	58.415	<b>26</b>	5.627	59.167	<b>26</b>	4.762	58.398
<b>4</b>	2.944	1:05.863	<b>4</b>	4.004	59.160	<b>4</b>	4.438	58.288	<b>4</b>	5.841	59.157	<b>4</b>	5.073	58.495
<b>97</b>	3.463	1:06.382	<b>97</b>	4.585	59.222	<b>97</b>	5.403	58.672	<b>97</b>	6.379	58.730	<b>97</b>	5.372	58.256
<b>66</b>	3.800	1:06.719	<b>73</b>	5.601	59.225	<b>73</b>	6.134	58.387	<b>73</b>	6.621	58.241	<b>73</b>	5.814	58.456
<b>73</b>	4.476	1:07.395	<b>66</b>	5.624	59.924	<b>70</b>	7.131	58.896	<b>70</b>	7.840	58.463	<b>70</b>	7.078	58.501
<b>70</b>	5.047	1:07.966	<b>70</b>	6.089	59.142	<b>19</b>	7.376	58.681	<b>19</b>	8.221	58.599	<b>19</b>	7.373	58.415
<b>19</b>	5.273	1:08.192	<b>19</b>	6.549	59.376	<b>77</b>	8.074	59.099	<b>77</b>	8.715	58.395	<b>77</b>	8.550	59.098
<b>77</b>	5.931	1:08.850	<b>77</b>	6.829	58.998	<b>66</b>	8.719	1:00.949	<b>24</b>	9.904	58.665	<b>24</b>	9.218	58.577
<b>495</b>	7.203	1:10.122	<b>24</b>	8.075	58.954	<b>24</b>	8.993	58.772	<b>66</b>	10.590	59.625	<b>98</b>	10.225	58.597
<b>24</b>	7.221	1:10.140	<b>98</b>	9.115	59.529	<b>98</b>	9.800	58.539	<b>98</b>	10.891	58.845	<b>66</b>	10.369	59.042
<b>98</b>	7.686	1:10.605	<b>495</b>	10.843	1:01.740	<b>54</b>	13.189	59.046	<b>54</b>	15.998	1:00.563	<b>495</b>	18.944	1:00.803
<b>74</b>	8.695	1:11.614	<b>54</b>	11.997	1:00.833	<b>495</b>	14.164	1:01.175	<b>495</b>	17.404	1:00.994	<b>80</b>	19.463	1:00.487
<b>76</b>	8.815	1:11.734	<b>80</b>	12.671	1:01.893	<b>80</b>	15.527	1:00.710	<b>80</b>	18.239	1:00.466	<b>727</b>	21.549	1:01.348
<b>80</b>	8.878	1:11.797	<b>727</b>	13.514	1:01.814	<b>727</b>	16.741	1:01.081	<b>727</b>	19.464	1:00.477	<b>76</b>	23.069	1:00.293
<b>54</b>	9.264	1:12.183	<b>76</b>	16.059	1:05.344	<b>76</b>	19.113	1:00.908	<b>76</b>	22.039	1:00.680	<b>54</b>	32.171	1:15.436
<b>727</b>	9.800	1:12.719	<b>74</b>	43.853	1:33.258	<b>74</b>	47.042	1:01.043	<b>74</b>	57.515	1:08.227			

# Milltek Sport Civic Cup

## RACE 5 - LAP CHART

LAP 6 @ 16:44:58.519			LAP 7 @ 16:45:56.522			LAP 8 @ 16:46:54.584			LAP 9 @ 16:47:52.806			LAP 10 @ 16:48:51.160		
NO	BEHIND	LAP TIME	NO	BEHIND	LAP TIME	NO	BEHIND	LAP TIME	NO	BEHIND	LAP TIME	NO	BEHIND	LAP TIME
<b>29</b>		57.880	<b>29</b>		58.003	<b>29</b>		58.062	<b>29</b>		58.222	<b>29</b>		58.354
<b>33</b>	1.813	58.463	<b>33</b>	1.873	58.063	<b>33</b>	2.009	58.198	<b>33</b>	1.975	58.188	<b>33</b>	1.608	57.987
<b>14</b>	2.039	58.230	<b>14</b>	2.484	58.448	<b>14</b>	2.567	58.145	<b>14</b>	2.361	58.016	<b>14</b>	1.870	57.863
<b>62</b>	2.333	57.561	<b>62</b>	2.704	58.374	<b>62</b>	3.017	58.375	<b>62</b>	3.266	58.471	<b>62</b>	2.430	57.518
<b>45</b>	2.721	57.642	<b>45</b>	2.883	58.165	<b>45</b>	3.043	58.222	<b>45</b>	3.831	59.010	<b>45</b>	3.256	57.779
<b>42</b>	3.481	58.039	<b>42</b>	3.692	58.214	<b>42</b>	3.983	58.353	<b>42</b>	4.300	58.539	<b>42</b>	4.262	58.316
<b>26</b>	5.503	58.621	<b>26</b>	5.597	58.097	<b>26</b>	5.705	58.170	<b>26</b>	5.670	58.187	<b>26</b>	5.588	58.272
<b>43</b>	5.636	1:02.915	<b>4</b>	6.517	58.143	<b>73</b>	7.267	58.591	<b>97</b>	7.813	58.350	<b>97</b>	7.466	58.007
<b>4</b>	6.377	59.184	<b>73</b>	6.738	58.228	<b>97</b>	7.685	58.582	<b>73</b>	8.285	59.240	<b>4</b>	8.059	58.098
<b>73</b>	6.513	58.579	<b>97</b>	7.165	58.348	<b>4</b>	8.060	59.605	<b>4</b>	8.315	58.477	<b>73</b>	8.671	58.740
<b>97</b>	6.820	59.328	<b>70</b>	8.912	59.543	<b>19</b>	10.026	58.917	<b>19</b>	10.120	58.316	<b>19</b>	10.433	58.667
<b>70</b>	7.372	58.174	<b>19</b>	9.171	59.088	<b>70</b>	10.932	1:00.082	<b>70</b>	11.461	58.751	<b>70</b>	11.675	58.568
<b>19</b>	8.086	58.593	<b>77</b>	10.168	58.956	<b>77</b>	11.566	59.460	<b>77</b>	12.250	58.906	<b>77</b>	12.649	58.753
<b>77</b>	9.215	58.545	<b>24</b>	11.014	59.246	<b>24</b>	11.883	58.931	<b>24</b>	12.889	59.228	<b>98</b>	13.641	58.960
<b>24</b>	9.771	58.433	<b>98</b>	11.317	58.715	<b>98</b>	12.062	58.807	<b>98</b>	13.035	59.195	<b>24</b>	13.787	59.252
<b>98</b>	10.605	58.260	<b>66</b>	13.050	59.325	<b>66</b>	13.919	58.931	<b>66</b>	14.384	58.687	<b>66</b>	14.549	58.519
<b>66</b>	11.728	59.239	<b>74</b>	2 Laps	2:12.318	<b>74</b>	2 Laps	1:00.835	<b>74</b>	2 Laps	1:00.855	<b>74</b>	2 Laps	1:01.723
<b>495</b>	21.594	1:00.530	<b>495</b>	24.017	1:00.426	<b>495</b>	26.651	1:00.696	<b>495</b>	28.588	1:00.159	<b>495</b>	31.018	1:00.784
<b>80</b>	23.567	1:01.984	<b>727</b>	26.763	1:00.603	<b>727</b>	29.321	1:00.620	<b>727</b>	31.879	1:00.780	<b>727</b>	33.480	59.955
<b>727</b>	24.163	1:00.494	<b>76</b>	27.980	1:00.537	<b>76</b>	30.645	1:00.727	<b>76</b>	32.408	59.985	<b>54</b>	33.847	59.539
<b>76</b>	25.446	1:00.257	<b>54</b>	32.740	58.127	<b>54</b>	32.964	58.286	<b>54</b>	32.662	57.920	<b>76</b>	34.901	1:00.847
<b>54</b>	32.616	58.325	<b>80</b>	42.001	1:16.437	<b>80</b>	42.951	59.012	<b>80</b>	44.096	59.367	<b>80</b>	44.991	59.249

# Milltek Sport Civic Cup

## RACE 5 - LAP CHART

LAP 11 @ 16:49:49.454			LAP 12 @ 16:50:47.615			LAP 13 @ 16:51:45.939			LAP 14 @ 16:52:44.378			LAP 15 @ 16:53:42.758		
NO	BEHIND	LAP TIME	NO	BEHIND	LAP TIME	NO	BEHIND	LAP TIME	NO	BEHIND	LAP TIME	NO	BEHIND	LAP TIME
<b>29</b>		58.294	<b>29</b>		58.161	<b>29</b>		58.324	<b>29</b>		58.439	<b>29</b>		58.380
<b>33</b>	1.750	58.436	<b>33</b>	1.847	58.258	<b>33</b>	1.808	58.285	<b>33</b>	1.867	58.498	<b>33</b>	2.171	58.684
<b>14</b>	1.971	58.395	<b>14</b>	2.208	58.398	<b>14</b>	2.191	58.307	<b>14</b>	2.146	58.394	<b>14</b>	2.701	58.935
<b>62</b>	2.192	58.056	<b>62</b>	2.546	58.515	<b>62</b>	2.558	58.336	<b>62</b>	2.602	58.483	<b>45</b>	3.213	58.823
<b>45</b>	2.737	57.775	<b>45</b>	2.963	58.387	<b>45</b>	2.922	58.283	<b>45</b>	2.770	58.287	<b>62</b>	3.543	59.321
<b>42</b>	4.303	58.335	<b>42</b>	4.420	58.278	<b>42</b>	4.619	58.523	<b>42</b>	4.291	58.111	<b>42</b>	4.267	58.356
<b>26</b>	5.498	58.204	<b>26</b>	5.548	58.211	<b>26</b>	5.952	58.728	<b>26</b>	5.816	58.303	<b>26</b>	5.703	58.267
<b>97</b>	7.588	58.416	<b>97</b>	7.677	58.250	<b>97</b>	7.723	58.370	<b>97</b>	7.707	58.423	<b>97</b>	7.485	58.158
<b>4</b>	7.987	58.222	<b>4</b>	8.234	58.408	<b>4</b>	8.175	58.265	<b>4</b>	8.264	58.528	<b>4</b>	8.057	58.173
<b>73</b>	8.410	58.033	<b>73</b>	8.546	58.297	<b>73</b>	8.580	58.358	<b>73</b>	8.591	58.450	<b>73</b>	8.386	58.175
<b>19</b>	10.876	58.737	<b>19</b>	11.800	59.085	<b>19</b>	12.596	59.120	<b>19</b>	12.887	58.730	<b>19</b>	13.413	58.906
<b>70</b>	12.021	58.640	<b>70</b>	13.229	59.369	<b>70</b>	13.714	58.809	<b>70</b>	13.957	58.682	<b>98</b>	14.659	58.533
<b>77</b>	13.256	58.901	<b>77</b>	13.902	58.807	<b>98</b>	14.593	58.731	<b>98</b>	14.506	58.352	<b>70</b>	14.864	59.287
<b>98</b>	13.579	58.232	<b>98</b>	14.186	58.768	<b>77</b>	15.020	59.442	<b>77</b>	15.787	59.206	<b>77</b>	16.387	58.980
<b>66</b>	14.963	58.708	<b>66</b>	15.504	58.702	<b>66</b>	16.105	58.925	<b>66</b>	16.703	59.037	<b>66</b>	17.036	58.713
<b>74</b>	2 Laps	1:07.775	<b>54</b>	35.209	58.923	<b>74</b>	3 Laps	1:54.265	<b>74</b>	3 Laps	1:00.627	<b>74</b>	3 Laps	1:00.968
<b>495</b>	33.135	1:00.411	<b>495</b>	35.651	1:00.677	<b>24</b>	1 Lap	1:53.108	<b>54</b>	35.844	58.856	<b>54</b>	36.034	58.570
<b>54</b>	34.447	58.894	<b>76</b>	41.863	59.981	<b>54</b>	35.427	58.542	<b>24</b>	1 Lap	1:05.550	<b>495</b>	43.692	1:01.026
<b>24</b>	35.408	1:19.915	<b>727</b>	43.051	1:00.348	<b>495</b>	38.610	1:01.283	<b>495</b>	41.046	1:00.875	<b>76</b>	47.547	1:01.021
<b>76</b>	40.043	1:03.436	<b>80</b>	47.366	59.212	<b>76</b>	43.521	59.982	<b>76</b>	44.906	59.824	<b>24</b>	1 Lap	1:07.276
<b>727</b>	40.864	1:05.678				<b>727</b>	45.203	1:00.476	<b>727</b>	47.008	1:00.244	<b>80</b>	49.945	59.571
<b>80</b>	46.315	59.618				<b>80</b>	47.950	58.908	<b>80</b>	48.754	59.243			

# Milltek Sport Civic Cup

## RACE 5 - LAP CHART

**LAP 16 @ 16:54:41.763**

NO	BEHIND	LAP TIME
<b>29</b>		59.005
<b>33</b>	2.040	58.874
<b>14</b>	2.306	58.610
<b>45</b>	2.840	58.632
<b>62</b>	3.175	58.637
<b>42</b>	3.776	58.514
<b>26</b>	5.521	58.823
<b>97</b>	6.644	58.164
<b>4</b>	7.364	58.312
<b>73</b>	7.914	58.533
<b>19</b>	13.584	59.176
<b>98</b>	15.638	59.984
<b>70</b>	16.220	1:00.361
<b>66</b>	17.864	59.833
<b>77</b>	18.008	1:00.626
<b>727</b>	1 Lap	1:33.925
<b>54</b>	36.445	59.416
<b>74</b>	3 Laps	1:00.476
<b>495</b>	45.496	1:00.809
<b>76</b>	48.557	1:00.015
<b>80</b>	50.653	59.713
<b>24</b>	1 Lap	1:09.977

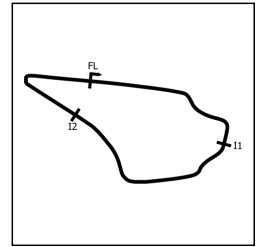
# Milltek Sport Civic Cup

## RACE 5 - POSITION CHART

No	Name	Lap																
		Pos	1	2	3	4	5	6	7	8	9	10	11	12	13	14	15	16
45	CAMP	1	45	45	45	45	29	29	29	29	29	29	29	29	29	29	29	29
43	HARDING	2	29	29	29	29	43	33	33	33	33	33	33	33	33	33	33	33
29	THACKERAY	3	43	43	43	43	33	14	14	14	14	14	14	14	14	14	14	14
33	EDMUNDSON	4	33	33	33	33	14	62	62	62	62	62	62	62	62	62	45	45
62	MCGILL	5	14	14	14	14	62	45	45	45	45	45	45	45	45	45	62	62
14	BENSLEY	6	62	62	62	62	45	42	42	42	42	42	42	42	42	42	42	42
4	KIRKPATRICK	7	42	42	42	42	42	26	26	26	26	26	26	26	26	26	26	26
42	REDFORD	8	26	26	26	26	26	43	4	73	97	97	97	97	97	97	97	97
54	CATON	9	4	4	4	4	4	4	73	97	73	4	4	4	4	4	4	4
97	KITE	10	97	97	97	97	97	73	97	4	4	73	73	73	73	73	73	73
73	MACDONALD	11	66	73	73	73	73	97	70	19	19	19	19	19	19	19	19	19
26	BAILEY	12	73	66	70	70	70	70	19	70	70	70	70	70	70	70	98	98
19	RUDELLE	13	70	70	19	19	19	19	77	77	77	77	77	77	77	98	98	70
70	HILLMAN	14	19	19	77	77	77	77	24	24	24	98	98	98	77	77	77	66
77	CHAPMAN	15	77	77	66	24	24	24	98	98	98	24	66	66	66	66	66	77
66	MARSHALL	16	495	24	24	66	98	98	66	66	66	66	495	54	54	54	54	54
24	KNIGHT	17	24	98	98	98	66	66	495	495	495	495	54	495	495	495	495	495
80	WHEATLEY	18	98	495	54	54	495	495	727	727	727	727	24	76	76	76	76	76
98	BRENNAN	19	74	54	495	495	80	80	76	76	76	54	76	727	727	727	80	80
495	HUGHES	20	76	80	80	80	727	727	54	54	54	76	727	80	80	80	727	
76	WELCH	21	80	727	727	727	76	76	80	80	80	80	80	24	24	24	24	
727	WHITE	22	54	76	76	76	54	54	74	74	74	74	74	74	74			
74	GANNON	23	727	74	74	74	74	74										

# Milltek Sport Civic Cup

## RACE 5 - SECTOR ANALYSIS



SECTOR 1 = FL to I1, SECTOR 2 = I1 to I2, SECTOR 3 = I2 to FL, DIFF = Difference To Personal Best Lap, P = Crossed Finish Line in Pit Lane, D = Time Disallowed

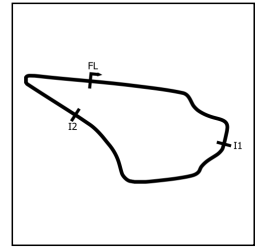
P1 29		Dan THACKERAY		Honda Civic EP3			
IDEAL LAP TIME : 57.732		BEST LAP TIME : 57.858		DIFFERENCE : 0.126			
LAP	SECTOR 1	SECTOR 2	SECTOR 3	LAP TIME	MPH	DIFF	TIME OF DAY
1 -		22.836	17.148	1:03.334	72.01	5.476	16:40:08.083
2 -	18.962	<b>22.334</b>	16.925	58.221	78.34	0.363	16:41:06.304
3 -	18.789	22.346	16.827	57.962 (3)	78.69	0.104	16:42:04.266
4 -	18.709	22.408	<b>16.741</b>	<b>57.858 (1)</b>	<b>78.83</b>		<b>16:43:02.124</b>
5 -	19.132	22.497	16.886	58.515	77.94	0.657	16:44:00.639
6 -	<b>18.657</b>	22.397	16.826	57.880 (2)	78.80	0.022	16:44:58.519
7 -	18.738	22.403	16.862	58.003	78.63	0.145	16:45:56.522
8 -	18.730	22.438	16.894	58.062	78.55	0.204	16:46:54.584
9 -	18.835	22.549	16.838	58.222	78.34	0.364	16:47:52.806
10 -	18.813	22.688	16.853	58.354	78.16	0.496	16:48:51.160
11 -	18.833	22.554	16.907	58.294	78.24	0.436	16:49:49.454
12 -	18.781	22.419	16.961	58.161	78.42	0.303	16:50:47.615
13 -	18.868	22.474	16.982	58.324	78.20	0.466	16:51:45.939
14 -	18.858	22.638	16.943	58.439	78.04	0.581	16:52:44.378
15 -	18.900	22.530	16.950	58.380	78.12	0.522	16:53:42.758
16 -	19.287	22.653	17.065	59.005	77.30	1.147	16:54:41.763

P2 33		Max EDMUNDSON		Honda Civic EP3			
IDEAL LAP TIME : 57.848		BEST LAP TIME : 57.987		DIFFERENCE : 0.139			
LAP	SECTOR 1	SECTOR 2	SECTOR 3	LAP TIME	MPH	DIFF	TIME OF DAY
1 -		23.239	17.178	1:04.311	70.92	6.324	16:40:09.060
2 -	19.117	<b>22.354</b>	16.831	58.302	78.23	0.315	16:41:07.362
3 -	18.832	22.460	16.912	58.204	78.36	0.217	16:42:05.566
4 -	18.934	22.430	16.795	58.159	78.42	0.172	16:43:03.725
5 -	18.923	22.471	<b>16.750</b>	58.144 (3)	78.44	0.157	16:44:01.869
6 -	<b>18.744</b>	22.708	17.011	58.463	78.01	0.476	16:45:00.332
7 -	18.819	22.446	16.798	58.063 (2)	78.55	0.076	16:45:58.395
8 -	18.901	22.490	16.807	58.198	78.37	0.211	16:46:56.593
9 -	18.960	22.432	16.796	58.188	78.38	0.201	16:47:54.781
10 -	18.766	22.453	16.768	<b>57.987 (1)</b>	<b>78.65</b>		<b>16:48:52.768</b>
11 -	18.820	22.476	17.140	58.436	78.05	0.449	16:49:51.204
12 -	18.825	22.474	16.959	58.258	78.29	0.271	16:50:49.462
13 -	18.846	22.516	16.923	58.285	78.25	0.298	16:51:47.747
14 -	18.939	22.611	16.948	58.498	77.97	0.511	16:52:46.245
15 -	19.215	22.592	16.877	58.684	77.72	0.697	16:53:44.929
16 -	19.204	22.600	17.070	58.874	77.47	0.887	16:54:43.803

P3 14		Ryan BENSLEY		Honda Civic EP3			
IDEAL LAP TIME : 57.552		BEST LAP TIME : 57.863		DIFFERENCE : 0.311			
LAP	SECTOR 1	SECTOR 2	SECTOR 3	LAP TIME	MPH	DIFF	TIME OF DAY
1 -		23.341	17.555	1:04.987	70.18	7.124	16:40:09.736
2 -	19.226	22.288	16.965	58.479	77.99	0.616	16:41:08.215
3 -	19.003	<b>22.215</b>	16.822	58.040	78.58	0.177	16:42:06.255
4 -	18.911	22.405	16.758	58.074	78.53	0.211	16:43:04.329
5 -	<b>18.791</b>	22.662	<b>16.546</b>	57.999 (2)	78.64	0.136	16:44:02.328
6 -	18.913	22.245	17.072	58.230	78.32	0.367	16:45:00.558
7 -	19.182	22.458	16.808	58.448	78.03	0.585	16:45:59.006
8 -	18.861	22.371	16.913	58.145	78.44	0.282	16:46:57.151
9 -	18.866	22.401	16.749	58.016 (3)	78.61	0.153	16:47:55.167
10 -	18.892	22.333	16.638	<b>57.863 (1)</b>	<b>78.82</b>		<b>16:48:53.030</b>
11 -	18.948	22.293	17.154	58.395	78.10	0.532	16:49:51.425
12 -	19.232	22.357	16.809	58.398	78.10	0.535	16:50:49.823
13 -	19.076	22.409	16.822	58.307	78.22	0.444	16:51:48.130
14 -	18.967	22.434	16.993	58.394	78.10	0.531	16:52:46.524
15 -	19.281	22.775	16.879	58.935	77.39	1.072	16:53:45.459
16 -	19.248	22.392	16.970	58.610	77.82	0.747	16:54:44.069

# Milltek Sport Civic Cup

## RACE 5 - SECTOR ANALYSIS



SECTOR 1 = FL to I1, SECTOR 2 = I1 to I2, SECTOR 3 = I2 to FL, DIFF = Difference To Personal Best Lap, P = Crossed Finish Line in Pit Lane, D = Time Disallowed

P4 42		Will REDFORD		Honda Civic EP3			
IDEAL LAP TIME : 57.859		BEST LAP TIME : 58.039		DIFFERENCE : 0.180			
LAP	SECTOR 1	SECTOR 2	SECTOR 3	LAP TIME	MPH	DIFF	TIME OF DAY
1 -		23.074	17.449	1:05.504	69.63	7.465	16:40:10.253
2 -	19.561	<b>22.318</b>	16.790	58.669	77.74	0.630	16:41:08.922
3 -	18.928	22.385	16.835	58.148	78.43	0.109	16:42:07.070
4 -	18.892	22.405	16.839	58.136 (3)	78.45	0.097	16:43:05.206
5 -	18.934	22.951	16.870	58.755	77.62	0.716	16:44:03.961
6 -	<b>18.765</b>	22.333	16.941	<b>58.039 (1)</b>	<b>78.58</b>		<b>16:45:02.000</b>
7 -	18.871	22.476	16.867	58.214	78.35	0.175	16:46:00.214
8 -	18.891	22.673	16.789	58.353	78.16	0.314	16:46:58.567
9 -	19.234	22.509	16.796	58.539	77.91	0.500	16:47:57.106
10 -	18.848	22.600	16.868	58.316	78.21	0.277	16:48:55.422
11 -	18.887	22.586	16.862	58.335	78.18	0.296	16:49:53.757
12 -	18.862	22.548	16.868	58.278	78.26	0.239	16:50:52.035
13 -	18.859	22.788	16.876	58.523	77.93	0.484	16:51:50.558
14 -	18.802	22.495	16.814	58.111 (2)	78.48	0.072	16:52:48.669
15 -	18.880	22.665	16.811	58.356	78.16	0.317	16:53:47.025
16 -	19.133	22.605	<b>16.776</b>	58.514	77.94	0.475	16:54:45.539

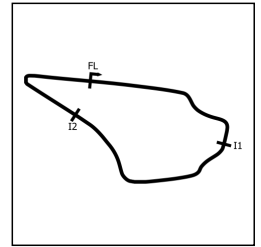
P5 26		Morgan BAILEY		Honda Civic EP3			
IDEAL LAP TIME : 58.001		BEST LAP TIME : 58.097		DIFFERENCE : 0.096			
LAP	SECTOR 1	SECTOR 2	SECTOR 3	LAP TIME	MPH	DIFF	TIME OF DAY
1 -		23.317	17.691	1:05.517	69.61	7.420	16:40:10.266
2 -	19.888	22.427	<b>16.840</b>	59.155	77.10	1.058	16:41:09.421
3 -	18.967	<b>22.392</b>	17.056	58.415	78.08	0.318	16:42:07.836
4 -	19.398	22.826	16.943	59.167	77.08	1.070	16:43:07.003
5 -	18.843	22.604	16.951	58.398	78.10	0.301	16:44:05.401
6 -	19.160	22.541	16.920	58.621	77.80	0.524	16:45:04.022
7 -	18.787	22.396	16.914	<b>58.097 (1)</b>	<b>78.50</b>		<b>16:46:02.119</b>
8 -	18.813	22.459	16.898	58.170 (2)	78.41	0.073	16:47:00.289
9 -	18.785	22.535	16.867	58.187 (3)	78.38	0.090	16:47:58.476
10 -	18.846	22.557	16.869	58.272	78.27	0.175	16:48:56.748
11 -	18.798	22.487	16.919	58.204	78.36	0.107	16:49:54.952
12 -	18.782	22.531	16.898	58.211	78.35	0.114	16:50:53.163
13 -	18.926	22.775	17.027	58.728	77.66	0.631	16:51:51.891
14 -	<b>18.769</b>	22.453	17.081	58.303	78.23	0.206	16:52:50.194
15 -	18.862	22.460	16.945	58.267	78.27	0.170	16:53:48.461
16 -	19.038	22.613	17.172	58.823	77.53	0.726	16:54:47.284

P6 97		Alex KITE		Honda Civic EP3			
IDEAL LAP TIME : 57.895		BEST LAP TIME : 58.007		DIFFERENCE : 0.112			
LAP	SECTOR 1	SECTOR 2	SECTOR 3	LAP TIME	MPH	DIFF	TIME OF DAY
1 -		23.404	17.480	1:06.382	68.70	8.375	16:40:11.131
2 -	19.489	22.907	16.826	59.222	77.01	1.215	16:41:10.353
3 -	19.149	22.763	<b>16.760</b>	58.672	77.73	0.665	16:42:09.025
4 -	18.844	22.648	17.238	58.730	77.66	0.723	16:43:07.755
5 -	18.800	22.381	17.075	58.256	78.29	0.249	16:44:06.011
6 -	18.928	23.238	17.162	59.328	76.87	1.321	16:45:05.339
7 -	19.023	22.434	16.891	58.348	78.17	0.341	16:46:03.687
8 -	18.829	22.810	16.943	58.582	77.85	0.575	16:47:02.269
9 -	<b>18.770</b>	22.612	16.968	58.350	78.16	0.343	16:48:00.619
10 -	18.825	<b>22.365</b>	16.817	<b>58.007 (1)</b>	<b>78.63</b>		<b>16:48:58.626</b>
11 -	18.938	22.466	17.012	58.416	78.07	0.409	16:49:57.042
12 -	18.804	22.541	16.905	58.250	78.30	0.243	16:50:55.292
13 -	18.957	22.542	16.871	58.370	78.14	0.363	16:51:53.662
14 -	19.046	22.549	16.828	58.423	78.07	0.416	16:52:52.085
15 -	18.827	22.468	16.863	58.158 (2)	78.42	0.151	16:53:50.243
16 -	18.886	22.446	16.832	58.164 (3)	78.41	0.157	16:54:48.407



# Milltek Sport Civic Cup

## RACE 5 - SECTOR ANALYSIS



SECTOR 1 = FL to I1, SECTOR 2 = I1 to I2, SECTOR 3 = I2 to FL, DIFF = Difference To Personal Best Lap, P = Crossed Finish Line in Pit Lane, D = Time Disallowed

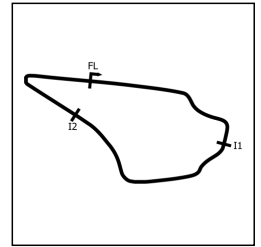
<b>P7 4</b>		<b>Sam KIRKPATRICK</b>		Honda Civic EP3			
IDEAL LAP TIME : 57.888		BEST LAP TIME : 58.098		DIFFERENCE : 0.210			
LAP	SECTOR 1	SECTOR 2	SECTOR 3	LAP TIME	MPH	DIFF	TIME OF DAY
1 -		23.583	17.247	1:05.863	69.25	7.765	16:40:10.612
2 -	19.801	22.549	<b>16.810</b>	59.160	77.09	1.062	16:41:09.772
3 -	18.918	22.408	16.962	58.288	78.25	0.190	16:42:08.060
4 -	19.599	22.558	17.000	59.157	77.10	1.059	16:43:07.217
5 -	18.941	22.535	17.019	58.495	77.97	0.397	16:44:05.712
6 -	18.994	23.166	17.024	59.184	77.06	1.086	16:45:04.896
7 -	18.826	<b>22.373</b>	16.944	58.143 (2)	78.44	0.045	16:46:03.039
8 -	19.534	23.127	16.944	59.605	76.52	1.507	16:47:02.644
9 -	18.816	22.514	17.147	58.477	77.99	0.379	16:48:01.121
<b>10 -</b>	<b>18.803</b>	22.465	16.830	<b>58.098 (1)</b>	<b>78.50</b>		<b>16:48:59.219</b>
11 -	<b>18.705</b>	22.541	16.976	58.222	78.34	0.124	16:49:57.441
12 -	18.764	22.618	17.026	58.408	78.09	0.310	16:50:55.849
13 -	18.755	22.566	16.944	58.265	78.28	0.167	16:51:54.114
14 -	18.776	22.778	16.974	58.528	77.93	0.430	16:52:52.642
15 -	18.751	22.478	16.944	58.173 (3)	78.40	0.075	16:53:50.815
16 -	18.771	22.519	17.022	58.312	78.21	0.214	16:54:49.127

<b>P8 45</b>		<b>Alistair CAMP</b>		Honda Civic EP3			
IDEAL LAP TIME : 57.318		BEST LAP TIME : 57.642		DIFFERENCE : 0.324			
LAP	SECTOR 1	SECTOR 2	SECTOR 3	LAP TIME	MPH	DIFF	TIME OF DAY
1 -		22.955	16.962	1:02.919	72.49	5.277	16:40:07.668
2 -	19.071	22.401	16.628	58.100	78.50	0.458	16:41:05.768
3 -	18.964	22.303	16.587	57.854	78.83	0.212	16:42:03.622
4 -	18.898	22.287	<b>16.569</b>	57.754 (2)	78.97	0.112	16:43:01.376
5 -	21.349	24.126	16.747	1:02.222	73.30	4.580	16:44:03.598
<b>6 -</b>	<b>18.638</b>	<b>22.111</b>	16.893	<b>57.642 (1)</b>	<b>79.12</b>		<b>16:45:01.240</b>
7 -	18.905	22.474	16.786	58.165	78.41	0.523	16:45:59.405
8 -	19.073	22.163	16.986	58.222	78.34	0.580	16:46:57.627
9 -	19.807	22.171	17.032	59.010	77.29	1.368	16:47:56.637
10 -	18.918	22.241	16.620	57.779	78.94	0.137	16:48:54.416
11 -	18.782	22.282	16.711	57.775 (3)	78.94	0.133	16:49:52.191
12 -	18.993	22.602	16.792	58.387	78.11	0.745	16:50:50.578
13 -	18.804	22.488	16.991	58.283	78.25	0.641	16:51:48.861
14 -	18.800	22.470	17.017	58.287	78.25	0.645	16:52:47.148
15 -	19.246	22.681	16.896	58.823	77.53	1.181	16:53:45.971
16 -	19.149	22.464	17.019	58.632	77.79	0.990	16:54:44.603

<b>P9 73</b>		<b>Dan MACDONALD</b>		Honda Civic EP3			
IDEAL LAP TIME : 57.881		BEST LAP TIME : 58.033		DIFFERENCE : 0.152			
LAP	SECTOR 1	SECTOR 2	SECTOR 3	LAP TIME	MPH	DIFF	TIME OF DAY
1 -		23.704	17.471	1:07.395	67.67	9.362	16:40:12.144
2 -	19.268	22.737	17.220	59.225	77.01	1.192	16:41:11.369
3 -	19.056	22.354	16.977	58.387	78.11	0.354	16:42:09.756
4 -	18.848	22.424	16.969	58.241	78.31	0.208	16:43:07.997
5 -	18.980	22.493	16.983	58.456	78.02	0.423	16:44:06.453
6 -	18.760	22.831	16.988	58.579	77.86	0.546	16:45:05.032
7 -	19.105	<b>22.340</b>	<b>16.783</b>	58.228 (3)	78.33	0.195	16:46:03.260
8 -	19.019	22.713	16.859	58.591	77.84	0.558	16:47:01.851
9 -	18.831	22.853	17.556	59.240	76.99	1.207	16:48:01.091
10 -	19.227	22.689	16.824	58.740	77.64	0.707	16:48:59.831
<b>11 -</b>	<b>18.760</b>	22.484	16.789	<b>58.033 (1)</b>	<b>78.59</b>		<b>16:49:57.864</b>
12 -	<b>18.758</b>	22.532	17.007	58.297	78.23	0.264	16:50:56.161
13 -	18.853	22.497	17.008	58.358	78.15	0.325	16:51:54.519
14 -	18.921	22.590	16.939	58.450	78.03	0.417	16:52:52.969
15 -	18.917	22.405	16.853	58.175 (2)	78.40	0.142	16:53:51.144
16 -	19.100	22.476	16.957	58.533	77.92	0.500	16:54:49.677

# Milltek Sport Civic Cup

## RACE 5 - SECTOR ANALYSIS



SECTOR 1 = FL to I1, SECTOR 2 = I1 to I2, SECTOR 3 = I2 to FL, DIFF = Difference To Personal Best Lap, P = Crossed Finish Line in Pit Lane, D = Time Disallowed

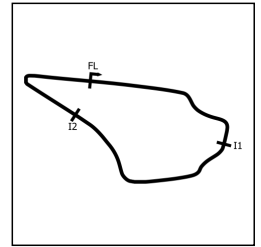
P10 62		Liam MCGILL		Honda Civic EP3			
IDEAL LAP TIME : 57.378		BEST LAP TIME : 57.518		DIFFERENCE : 0.140			
LAP	SECTOR 1	SECTOR 2	SECTOR 3	LAP TIME	MPH	DIFF	TIME OF DAY
1 -		23.262	17.678	1:05.297	69.85	7.779	16:40:10.046
2 -	19.195	22.289	16.918	58.402	78.09	0.884	16:41:08.448
3 -	19.069	22.096	16.840	58.005 (3)	78.63	0.487	16:42:06.453
4 -	19.032	22.331	16.843	58.206	78.36	0.688	16:43:04.659
5 -	18.990	22.923	16.719	58.632	77.79	1.114	16:44:03.291
6 -	<b>18.591</b>	22.126	16.844	57.561 (2)	79.23	0.043	16:45:00.852
7 -	19.096	22.358	16.920	58.374	78.13	0.856	16:45:59.226
8 -	18.968	22.232	17.175	58.375	78.13	0.857	16:46:57.601
9 -	19.681	22.096	<b>16.694</b>	58.471	78.00	0.953	16:47:56.072
<b>10 -</b>	<b>18.657</b>	<b>22.093</b>	16.768	<b>57.518 (1)</b>	<b>79.29</b>		<b>16:48:53.590</b>
11 -	18.678	22.257	17.121	58.056	78.56	0.538	16:49:51.646
12 -	19.323	22.327	16.865	58.515	77.94	0.997	16:50:50.161
13 -	18.967	22.471	16.898	58.336	78.18	0.818	16:51:48.497
14 -	18.766	22.589	17.128	58.483	77.99	0.965	16:52:46.980
15 -	19.108	23.375	16.838	59.321	76.88	1.803	16:53:46.301
16 -	19.050	22.481	17.106	58.637	77.78	1.119	16:54:44.938

P11 19		Jack RUDELL		Honda Civic EP3			
IDEAL LAP TIME : 58.024		BEST LAP TIME : 58.316		DIFFERENCE : 0.292			
LAP	SECTOR 1	SECTOR 2	SECTOR 3	LAP TIME	MPH	DIFF	TIME OF DAY
1 -		23.951	17.283	1:08.192	66.88	9.876	16:40:12.941
2 -	19.468	22.568	17.340	59.376	76.81	1.060	16:41:12.317
3 -	19.262	<b>22.364</b>	17.055	58.681	77.72	0.365	16:42:10.998
4 -	19.125	22.482	16.992	58.599	77.83	0.283	16:43:09.597
5 -	18.896	22.713	<b>16.806</b>	58.415 (2)	78.08	0.099	16:44:08.012
6 -	18.948	22.579	17.066	58.593 (3)	77.84	0.277	16:45:06.605
7 -	18.931	23.027	17.130	59.088	77.19	0.772	16:46:05.693
8 -	19.143	22.689	17.085	58.917	77.41	0.601	16:47:04.610
<b>9 -</b>	<b>18.854</b>	22.548	16.914	<b>58.316 (1)</b>	<b>78.21</b>		<b>16:48:02.926</b>
10 -	18.954	22.684	17.029	58.667	77.74	0.351	16:49:01.593
11 -	18.952	22.672	17.113	58.737	77.65	0.421	16:50:00.330
12 -	18.973	22.852	17.260	59.085	77.19	0.769	16:50:59.415
13 -	19.094	22.862	17.164	59.120	77.15	0.804	16:51:58.535
14 -	18.921	22.658	17.151	58.730	77.66	0.414	16:52:57.265
15 -	19.107	22.747	17.052	58.906	77.43	0.590	16:53:56.171
16 -	19.128	22.953	17.095	59.176	77.07	0.860	16:54:55.347

P12 98		Jordan BRENNAN		Honda Civic EP3			
IDEAL LAP TIME : 57.648		BEST LAP TIME : 58.232		DIFFERENCE : 0.584			
LAP	SECTOR 1	SECTOR 2	SECTOR 3	LAP TIME	MPH	DIFF	TIME OF DAY
1 -		25.123	17.718	1:10.605	64.59	12.373	16:40:15.354
2 -	19.926	22.705	16.898	59.529	76.62	1.297	16:41:14.883
3 -	19.291	22.424	16.824	58.539	77.91	0.307	16:42:13.422
4 -	19.227	22.599	17.019	58.845	77.51	0.613	16:43:12.267
5 -	19.154	22.427	17.016	58.597	77.83	0.365	16:44:10.864
6 -	19.259	<b>22.313</b>	<b>16.688</b>	58.260 (2)	78.28	0.028	16:45:09.124
7 -	19.103	22.697	16.915	58.715	77.68	0.483	16:46:07.839
8 -	18.981	22.934	16.892	58.807	77.56	0.575	16:47:06.646
9 -	19.023	23.231	16.941	59.195	77.05	0.963	16:48:05.841
10 -	18.900	22.874	17.186	58.960	77.35	0.728	16:49:04.801
<b>11 -</b>	<b>18.768</b>	22.479	16.985	<b>58.232 (1)</b>	<b>78.32</b>		<b>16:50:03.033</b>
12 -	18.872	22.852	17.044	58.768	77.61	0.536	16:51:01.801
13 -	18.877	22.815	17.039	58.731	77.66	0.499	16:52:00.532
14 -	<b>18.647</b>	22.640	17.065	58.352 (3)	78.16	0.120	16:52:58.884
15 -	18.880	22.476	17.177	58.533	77.92	0.301	16:53:57.417
16 -	19.809	23.173	17.002	59.984	76.03	1.752	16:54:57.401

# Milltek Sport Civic Cup

## RACE 5 - SECTOR ANALYSIS



SECTOR 1 = FL to I1, SECTOR 2 = I1 to I2, SECTOR 3 = I2 to FL, DIFF = Difference To Personal Best Lap, P = Crossed Finish Line in Pit Lane, D = Time Disallowed

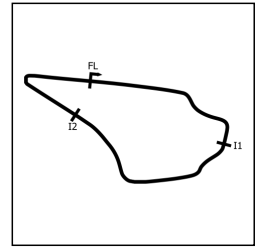
P13 70		Owen HILLMAN		Honda Civic EP3			
IDEAL LAP TIME : 58.174		BEST LAP TIME : 58.174		DIFFERENCE : 0.000			
LAP	SECTOR 1	SECTOR 2	SECTOR 3	LAP TIME	MPH	DIFF	TIME OF DAY
1 -		23.879	17.436	1:07.966	67.10	9.792	16:40:12.715
2 -	19.316	22.720	17.106	59.142	77.12	0.968	16:41:11.857
3 -	19.377	22.544	16.975	58.896	77.44	0.722	16:42:10.753
4 -	18.956	22.525	16.982	58.463 (2)	78.01	0.289	16:43:09.216
5 -	18.956	22.540	17.005	58.501 (3)	77.96	0.327	16:44:07.717
6 -	<b>18.888</b>	<b>22.417</b>	<b>16.869</b>	<b>58.174 (1)</b>	<b>78.40</b>		<b>16:45:05.891</b>
7 -	19.064	23.379	17.100	59.543	76.60	1.369	16:46:05.434
8 -	19.871	23.200	17.011	1:00.082	75.91	1.908	16:47:05.516
9 -	19.018	22.689	17.044	58.751	77.63	0.577	16:48:04.267
10 -	18.927	22.626	17.015	58.568	77.87	0.394	16:49:02.835
11 -	18.956	22.591	17.093	58.640	77.78	0.466	16:50:01.475
12 -	18.986	23.179	17.204	59.369	76.82	1.195	16:51:00.844
13 -	19.117	22.642	17.050	58.809	77.55	0.635	16:51:59.653
14 -	19.005	22.615	17.062	58.682	77.72	0.508	16:52:58.335
15 -	18.919	22.812	17.556	59.287	76.93	1.113	16:53:57.622
16 -	20.022	23.271	17.068	1:00.361	75.56	2.187	16:54:57.983

P14 66		Dave MARSHALL		Honda Civic FN2			
IDEAL LAP TIME : 58.484		BEST LAP TIME : 58.519		DIFFERENCE : 0.035			
LAP	SECTOR 1	SECTOR 2	SECTOR 3	LAP TIME	MPH	DIFF	TIME OF DAY
1 -		23.132	17.352	1:06.719	68.36	8.200	16:40:11.468
2 -	19.377	23.335	17.212	59.924	76.11	1.405	16:41:11.392
3 -	19.413	22.619	18.917	1:00.949	74.83	2.430	16:42:12.341
4 -	19.863	22.672	17.090	59.625	76.49	1.106	16:43:11.966
5 -	19.026	22.610	17.406	59.042	77.25	0.523	16:44:11.008
6 -	19.471	22.637	17.131	59.239	76.99	0.720	16:45:10.247
7 -	19.585	22.581	17.159	59.325	76.88	0.806	16:46:09.572
8 -	19.082	22.628	17.221	58.931	77.39	0.412	16:47:08.503
9 -	19.032	22.650	<b>17.005</b>	58.687 (2)	77.71	0.168	16:48:07.190
10 -	18.940	<b>22.545</b>	17.034	<b>58.519 (1)</b>	<b>77.94</b>		<b>16:49:05.709</b>
11 -	18.967	22.552	17.189	58.708	77.69	0.189	16:50:04.417
12 -	<b>18.934</b>	22.610	17.158	58.702 (3)	77.69	0.183	16:51:03.119
13 -	19.012	22.681	17.232	58.925	77.40	0.406	16:52:02.044
14 -	19.147	22.717	17.173	59.037	77.25	0.518	16:53:01.081
15 -	18.983	22.566	17.164	58.713	77.68	0.194	16:53:59.794
16 -	19.169	23.346	17.318	59.833	76.23	1.314	16:54:59.627

P15 77		Travis CHAPMAN		Honda Civic EP3			
IDEAL LAP TIME : 58.285		BEST LAP TIME : 58.395		DIFFERENCE : 0.110			
LAP	SECTOR 1	SECTOR 2	SECTOR 3	LAP TIME	MPH	DIFF	TIME OF DAY
1 -		24.426	17.016	1:08.850	66.24	10.455	16:40:13.599
2 -	19.192	22.857	16.949	58.998	77.30	0.603	16:41:12.597
3 -	19.348	22.691	17.060	59.099	77.17	0.704	16:42:11.696
4 -	19.011	22.581	<b>16.803</b>	<b>58.395 (1)</b>	<b>78.10</b>		<b>16:43:10.091</b>
5 -	19.054	23.082	16.962	59.098	77.17	0.703	16:44:09.189
6 -	19.016	<b>22.571</b>	16.958	58.545 (2)	77.90	0.150	16:45:07.734
7 -	19.458	22.641	16.857	58.956	77.36	0.561	16:46:06.690
8 -	19.343	23.080	17.037	59.460	76.70	1.065	16:47:06.150
9 -	19.038	22.841	17.027	58.906	77.43	0.511	16:48:05.056
10 -	18.944	22.763	17.046	58.753 (3)	77.63	0.358	16:49:03.809
11 -	18.946	23.048	16.907	58.901	77.43	0.506	16:50:02.710
12 -	<b>18.911</b>	22.837	17.059	58.807	77.56	0.412	16:51:01.517
13 -	18.982	23.186	17.274	59.442	76.73	1.047	16:52:00.959
14 -	19.077	22.901	17.228	59.206	77.03	0.811	16:53:00.165
15 -	19.097	22.912	16.971	58.980	77.33	0.585	16:53:59.145
16 -	19.259	24.063	17.304	1:00.626	75.23	2.231	16:54:59.771

# Milltek Sport Civic Cup

## RACE 5 - SECTOR ANALYSIS



SECTOR 1 = FL to I1, SECTOR 2 = I1 to I2, SECTOR 3 = I2 to FL, DIFF = Difference To Personal Best Lap, P = Crossed Finish Line in Pit Lane, D = Time Disallowed

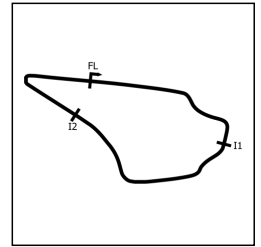
P16 54		Harvey CATON		Honda Civic EP3			
IDEAL LAP TIME : 57.853		BEST LAP TIME : 57.920		DIFFERENCE : 0.067			
LAP	SECTOR 1	SECTOR 2	SECTOR 3	LAP TIME	MPH	DIFF	TIME OF DAY
1 -		24.331	17.984	1:12.183	63.18	14.263	16:40:16.932
2 -	20.713	23.287	16.833	1:00.833	74.97	2.913	16:41:17.765
3 -	19.191	23.033	16.822	59.046	77.24	1.126	16:42:16.811
4 -	18.965	22.932	16.666	1:00.563	75.31	2.643	16:43:17.374
5 -	OUTLAP	23.103	16.826	1:15.436	60.46	17.516	16:44:32.810
6 -	18.890	22.641	16.794	58.325	78.20	0.405	16:45:31.135
7 -	18.947	22.490	<b>16.690</b>	58.127 (2)	78.46	0.207	16:46:29.262
8 -	18.898	22.600	16.788	58.286 (3)	78.25	0.366	16:47:27.548
9 -	<b>18.791</b>	<b>22.372</b>	16.757	<b>57.920 (1)</b>	<b>78.74</b>		<b>16:48:25.468</b>
10 -	19.822	22.653	17.064	59.539	76.60	1.619	16:49:25.007
11 -	19.442	22.625	16.827	58.894	77.44	0.974	16:50:23.901
12 -	19.053	22.822	17.048	58.923	77.40	1.003	16:51:22.824
13 -	18.984	22.658	16.900	58.542	77.91	0.622	16:52:21.366
14 -	18.882	23.110	16.864	58.856	77.49	0.936	16:53:20.222
15 -	18.975	22.641	16.954	58.570	77.87	0.650	16:54:18.792
16 -	19.425	22.758	17.233	59.416	76.76	1.496	16:55:18.208

P17 495		Mark HUGHES		Honda Civic FN2			
IDEAL LAP TIME : 1:00.031		BEST LAP TIME : 1:00.159		DIFFERENCE : 0.128			
LAP	SECTOR 1	SECTOR 2	SECTOR 3	LAP TIME	MPH	DIFF	TIME OF DAY
1 -		25.041	17.750	1:10.122	65.04	9.963	16:40:14.871
2 -	20.633	23.593	17.514	1:01.740	73.87	1.581	16:41:16.611
3 -	19.646	24.008	17.521	1:01.175	74.55	1.016	16:42:17.786
4 -	19.789	23.669	17.536	1:00.994	74.77	0.835	16:43:18.780
5 -	19.852	23.608	17.343	1:00.803	75.01	0.644	16:44:19.583
6 -	19.590	23.606	17.334	1:00.530	75.35	0.371	16:45:20.113
7 -	19.662	<b>23.305</b>	17.459	1:00.426 (3)	75.48	0.267	16:46:20.539
8 -	19.698	23.625	17.373	1:00.696	75.14	0.537	16:47:21.235
9 -	<b>19.458</b>	23.433	<b>17.268</b>	<b>1:00.159 (1)</b>	<b>75.81</b>		<b>16:48:21.394</b>
10 -	19.769	23.650	17.365	1:00.784	75.03	0.625	16:49:22.178
11 -	19.690	23.359	17.362	1:00.411 (2)	75.50	0.252	16:50:22.589
12 -	19.731	23.405	17.541	1:00.677	75.17	0.518	16:51:23.266
13 -	19.555	23.629	18.099	1:01.283	74.42	1.124	16:52:24.549
14 -	20.046	23.447	17.382	1:00.875	74.92	0.716	16:53:25.424
15 -	19.959	23.696	17.371	1:01.026	74.74	0.867	16:54:26.450
16 -	19.753	23.641	17.415	1:00.809	75.00	0.650	16:55:27.259

P18 76		Simon WELCH		Honda Civic EP3			
IDEAL LAP TIME : 59.466		BEST LAP TIME : 59.824		DIFFERENCE : 0.358			
LAP	SECTOR 1	SECTOR 2	SECTOR 3	LAP TIME	MPH	DIFF	TIME OF DAY
1 -		24.471	18.415	1:11.734	63.58	11.910	16:40:16.483
2 -	24.048	24.102	17.194	1:05.344	69.80	5.520	16:41:21.827
3 -	19.829	23.909	17.170	1:00.908	74.88	1.084	16:42:22.735
4 -	19.774	23.494	17.412	1:00.680	75.16	0.856	16:43:23.415
5 -	19.910	23.323	17.060	1:00.293	75.64	0.469	16:44:23.708
6 -	19.562	23.494	17.201	1:00.257	75.69	0.433	16:45:23.965
7 -	19.603	23.725	17.209	1:00.537	75.34	0.713	16:46:24.502
8 -	19.867	23.727	17.133	1:00.727	75.10	0.903	16:47:25.229
9 -	19.694	23.175	17.116	59.985	76.03	0.161	16:48:25.214
10 -	20.471	23.360	<b>17.016</b>	1:00.847	74.96	1.023	16:49:26.061
11 -	21.801	24.263	17.372	1:03.436	71.90	3.612	16:50:29.497
12 -	19.742	23.186	17.053	59.981 (2)	76.04	0.157	16:51:29.478
13 -	19.565	23.335	17.082	59.982 (3)	76.04	0.158	16:52:29.460
14 -	19.668	23.123	17.033	<b>59.824 (1)</b>	<b>76.24</b>		<b>16:53:29.284</b>
15 -	<b>19.487</b>	23.419	18.115	1:01.021	74.74	1.197	16:54:30.305
16 -	19.693	<b>22.963</b>	17.359	1:00.015	75.99	0.191	16:55:30.320

# Milltek Sport Civic Cup

## RACE 5 - SECTOR ANALYSIS



SECTOR 1 = FL to I1, SECTOR 2 = I1 to I2, SECTOR 3 = I2 to FL, DIFF = Difference To Personal Best Lap, P = Crossed Finish Line in Pit Lane, D = Time Disallowed

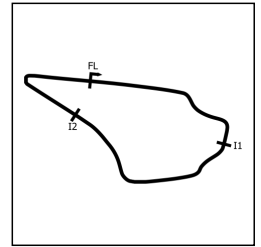
P19 80		Andy WHEATLEY		Honda Civic EP3			
IDEAL LAP TIME : 58.773		BEST LAP TIME : 58.908		DIFFERENCE : 0.135			
LAP	SECTOR 1	SECTOR 2	SECTOR 3	LAP TIME	MPH	DIFF	TIME OF DAY
1 -		24.450	18.163	1:11.797	63.52	12.889	16:40:16.546
2 -	20.814	23.507	17.572	1:01.893	73.69	2.985	16:41:18.439
3 -	20.167	23.279	17.264	1:00.710	75.12	1.802	16:42:19.149
4 -	19.957	23.159	17.350	1:00.466	75.43	1.558	16:43:19.615
5 -	19.831	23.389	17.267	1:00.487	75.40	1.579	16:44:20.102
6 -	19.750	23.300	18.934	1:01.984	73.58	3.076	16:45:22.086
7 -	OUTLAP	22.837	16.868	1:16.437	59.67	17.529	16:46:38.523
8 -	19.310	22.877	<b>16.825</b>	59.012 (2)	77.29	0.104	16:47:37.535
9 -	19.480	23.053	16.834	59.367	76.82	0.459	16:48:36.902
10 -	19.415	22.930	16.904	59.249	76.98	0.341	16:49:36.151
11 -	19.445	23.155	17.018	59.618	76.50	0.710	16:50:35.769
12 -	19.302	22.932	16.978	59.212 (3)	77.03	0.304	16:51:34.981
<b>13 -</b>	<b>19.225</b>	<b>22.751</b>	16.932	<b>58.908 (1)</b>	<b>77.42</b>		<b>16:52:33.889</b>
14 -	<b>19.197</b>	23.053	16.993	59.243	76.98	0.335	16:53:33.132
15 -	19.568	22.943	17.060	59.571	76.56	0.663	16:54:32.703
16 -	19.821	22.905	16.987	59.713	76.38	0.805	16:55:32.416

P20 727		Jackson WHITE		Honda Civic EP3			
IDEAL LAP TIME : 59.912		BEST LAP TIME : 59.955		DIFFERENCE : 0.043			
LAP	SECTOR 1	SECTOR 2	SECTOR 3	LAP TIME	MPH	DIFF	TIME OF DAY
1 -		24.606	18.644	1:12.719	62.72	12.764	16:40:17.468
2 -	20.741	23.597	17.476	1:01.814	73.78	1.859	16:41:19.282
3 -	20.311	23.408	17.362	1:01.081	74.67	1.126	16:42:20.363
4 -	19.715	23.620	17.142	1:00.477	75.41	0.522	16:43:20.840
5 -	20.435	23.685	17.228	1:01.348	74.34	1.393	16:44:22.188
6 -	19.899	23.576	17.019	1:00.494	75.39	0.539	16:45:22.682
7 -	20.005	23.565	17.033	1:00.603	75.26	0.648	16:46:23.285
8 -	19.958	23.535	17.127	1:00.620	75.24	0.665	16:47:23.905
9 -	19.707	23.840	17.233	1:00.780	75.04	0.825	16:48:24.685
<b>10 -</b>	<b>19.655</b>	<b>23.331</b>	<b>16.969</b>	<b>59.955 (1)</b>	<b>76.07</b>		<b>16:49:24.640</b>
11 -	21.844	26.247	17.587	1:05.678	69.44	5.723	16:50:30.318
12 -	19.706	23.376	17.266	1:00.348 (3)	75.58	0.393	16:51:30.666
13 -	19.703	23.603	17.170	1:00.476	75.42	0.521	16:52:31.142
14 -	<b>19.612</b>	23.431	17.201	1:00.244 (2)	75.71	0.289	16:53:31.386
15 -	45.583	30.375	17.967	1:33.925	48.56	33.970	16:55:05.311

P21 24		Tommy KNIGHT		Honda Civic EP3			
IDEAL LAP TIME : 58.180		BEST LAP TIME : 58.433		DIFFERENCE : 0.253			
LAP	SECTOR 1	SECTOR 2	SECTOR 3	LAP TIME	MPH	DIFF	TIME OF DAY
1 -		24.780	17.332	1:10.140	65.02	11.707	16:40:14.889
2 -	19.468	22.450	17.036	58.954	77.36	0.521	16:41:13.843
3 -	19.291	<b>22.384</b>	17.097	58.772	77.60	0.339	16:42:12.615
4 -	19.283	22.432	16.950	58.665 (3)	77.74	0.232	16:43:11.280
5 -	19.103	22.501	16.973	58.577 (2)	77.86	0.144	16:44:09.857
<b>6 -</b>	<b>19.066</b>	<b>22.468</b>	<b>16.899</b>	<b>58.433 (1)</b>	<b>78.05</b>		<b>16:45:08.290</b>
7 -	19.179	23.151	16.916	59.246	76.98	0.813	16:46:07.536
8 -	19.123	22.696	17.112	58.931	77.39	0.498	16:47:06.467
9 -	19.023	23.233	16.972	59.228	77.00	0.795	16:48:05.695
10 -	<b>18.897</b>	22.828	17.527	59.252	76.97	0.819	16:49:04.947
11 -	26.541	30.798	22.576	1:19.915	57.07	21.482	16:50:24.862
12 -	OUTLAP	26.422	19.839	1:53.108	40.32	54.675	16:52:17.970
13 -	21.792	25.504	18.254	1:05.550	69.58	7.117	16:53:23.520
14 -	21.898	26.159	19.219	1:07.276	67.79	8.843	16:54:30.796
15 -	22.737	25.782	21.458	1:09.977	65.18	11.544	16:55:40.773

# Milltek Sport Civic Cup

## RACE 5 - SECTOR ANALYSIS



SECTOR 1 = FL to I1, SECTOR 2 = I1 to I2, SECTOR 3 = I2 to FL, DIFF = Difference To Personal Best Lap, P = Crossed Finish Line in Pit Lane, D = Time Disallowed

<b>P22 74</b>		<b>Anthony GANNON</b>		<b>Honda Civic EP3</b>			
IDEAL LAP TIME : 1:00.048		BEST LAP TIME : 1:00.476		DIFFERENCE : 0.428			
LAP	SECTOR 1	SECTOR 2	SECTOR 3	LAP TIME	MPH	DIFF	TIME OF DAY
1 -		24.696	18.463	1:11.614	63.68	11.138	16:40:16.363
2 -	51.087	24.715	17.456	1:33.258	48.90	32.782	16:41:49.621
3 -	20.214	23.462	17.367	1:01.043	74.71	0.567	16:42:50.664
4 -	21.681	24.925	21.621	1:08.227	66.85	7.751	16:43:58.891
5 -	OUTLAP	23.446	17.500	2:12.318	34.47	1:11.842	16:46:11.209
6 -	20.240	23.305	<b>17.290</b>	1:00.835 <b>(3)</b>	74.97	0.359	16:47:12.044
7 -	19.995	23.312	17.548	1:00.855	74.95	0.379	16:48:12.899
8 -	20.149	23.660	17.914	1:01.723	73.89	1.247	16:49:14.622
9 -	20.924	24.672	22.179	1:07.775	67.29	7.299	16:50:22.397
10 -	OUTLAP	23.849	17.847	1:54.265	39.91	53.789	16:52:16.662
11 -	20.068	23.179	17.380	1:00.627 <b>(2)</b>	75.23	0.151	16:53:17.289
12 -	20.130	23.469	17.369	1:00.968	74.81	0.492	16:54:18.257
<b>13 -</b>	<b>19.693</b>	<b>23.065</b>	17.718	<b>1:00.476 (1)</b>	<b>75.42</b>		<b>16:55:18.733</b>

<b>P23 43</b>		<b>Jack HARDING</b>		<b>Honda Civic EP3</b>			
IDEAL LAP TIME : 57.874		BEST LAP TIME : 57.897		DIFFERENCE : 0.023			
LAP	SECTOR 1	SECTOR 2	SECTOR 3	LAP TIME	MPH	DIFF	TIME OF DAY
1 -		22.893	17.218	1:03.855	71.42	5.958	16:40:08.604
2 -	19.087	22.417	16.784	58.288 <b>(3)</b>	78.25	0.391	16:41:06.892
3 -	18.942	22.449	<b>16.695</b>	58.086 <b>(2)</b>	78.52	0.189	16:42:04.978
<b>4 -</b>	<b>18.813</b>	<b>22.366</b>	16.718	<b>57.897 (1)</b>	<b>78.77</b>		<b>16:43:02.875</b>
5 -	18.951	22.569	16.845	58.365	78.14	0.468	16:44:01.240
6 -	19.014	23.460	20.441	1:02.915	72.49	5.018	16:45:04.155

# Milltek Sport Civic Cup

## RACE 5 - BEST SECTORS

SECTOR 1			SECTOR 2			SECTOR 3			IDEAL / BEST COMPARISON						
POS	NO	NAME	TIME	NO	NAME	TIME	NO	NAME	TIME	POS	NO	NAME	IDEAL	BEST	DIFF
													<b>PERFECT LAP</b>	<b>57.230</b>	
1	62	MCGILL	18.591	62	MCGILL	22.093	14	BENSLEY	16.546	1	45	CAMP	57.318	57.642	0.324
2	45	CAMP	18.638	45	CAMP	22.111	45	CAMP	16.569	2	62	MCGILL	57.378	57.518	0.140
3	98	BRENNAN	18.647	14	BENSLEY	22.215	98	BRENNAN	16.688	3	14	BENSLEY	57.552	57.863	0.311
4	29	THACKERAY	18.657	98	BRENNAN	22.313	54	CATON	16.690	4	98	BRENNAN	57.648	58.232	0.584
5	4	KIRKPATRICK	18.705	42	REDFORD	22.318	62	MCGILL	16.694	5	29	THACKERAY	57.732	57.858	0.126
6	33	EDMUNDSON	18.744	29	THACKERAY	22.334	43	HARDING	16.695	6	33	EDMUNDSON	57.848	57.987	0.139
7	73	MACDONALD	18.758	73	MACDONALD	22.340	29	THACKERAY	16.741	7	54	CATON	57.853	57.920	0.067
8	42	REDFORD	18.765	33	EDMUNDSON	22.354	33	EDMUNDSON	16.750	8	42	REDFORD	57.859	58.039	0.180
9	26	BAILEY	18.769	19	RUDELLE	22.364	97	KITE	16.760	9	43	HARDING	57.874	57.897	0.023
10	97	KITE	18.770	97	KITE	22.365	42	REDFORD	16.776	10	73	MACDONALD	57.881	58.033	0.152
11	14	BENSLEY	18.791	43	HARDING	22.366	73	MACDONALD	16.783	11	4	KIRKPATRICK	57.888	58.098	0.210
12	54	CATON	18.791	54	CATON	22.372	77	CHAPMAN	16.803	12	97	KITE	57.895	58.007	0.112
13	43	HARDING	18.813	4	KIRKPATRICK	22.373	19	RUDELLE	16.806	13	26	BAILEY	58.001	58.097	0.096
14	19	RUDELLE	18.854	24	KNIGHT	22.384	4	KIRKPATRICK	16.810	14	19	RUDELLE	58.024	58.316	0.292
15	70	HILLMAN	18.888	26	BAILEY	22.392	80	WHEATLEY	16.825	15	70	HILLMAN	58.174	58.174	0.000
16	24	KNIGHT	18.897	70	HILLMAN	22.417	26	BAILEY	16.840	16	24	KNIGHT	58.180	58.433	0.253
17	77	CHAPMAN	18.911	66	MARSHALL	22.545	70	HILLMAN	16.869	17	77	CHAPMAN	58.285	58.395	0.110
18	66	MARSHALL	18.934	77	CHAPMAN	22.571	24	KNIGHT	16.899	18	66	MARSHALL	58.484	58.519	0.035
19	80	WHEATLEY	19.197	80	WHEATLEY	22.751	727	WHITE	16.969	19	80	WHEATLEY	58.773	58.908	0.135
20	495	HUGHES	19.458	76	WELCH	22.963	66	MARSHALL	17.005	20	76	WELCH	59.466	59.824	0.358
21	76	WELCH	19.487	74	GANNON	23.065	76	WELCH	17.016	21	727	WHITE	59.912	59.955	0.043
22	727	WHITE	19.612	495	HUGHES	23.305	495	HUGHES	17.268	22	495	HUGHES	1:00.031	1:00.159	0.128
23	74	GANNON	19.693	727	WHITE	23.331	74	GANNON	17.290	23	74	GANNON	1:00.048	1:00.476	0.428

# Milltek Sport Civic Cup

## RACE 5 - STATISTICS

<b>Competitors Started</b>	23
<b>Planned Start</b>	2023-07-22 @ 16:25:00.000
<b>Actual Start</b>	2023-07-22 @ 16:39:04.748
<b>Finish Time</b>	2023-07-22 @ 16:54:40.357
<b>Track Length</b>	1.2669mi.
<b>Total Laps</b>	353
<b>Total Distance Covered</b>	447.2424mi.

### Session Fastest Lap History

NO	NAME	LAP TIME	TIME OF DAY	LAP	VEHICLE
45	Alistair CAMP	<b>58.100</b>	16:41:05.792	2	Honda Civic EP3
45	Alistair CAMP	<b>57.854</b>	16:42:03.645	3	Honda Civic EP3
45	Alistair CAMP	<b>57.754</b>	16:43:01.399	4	Honda Civic EP3
62	Liam MCGILL	<b>57.561</b>	16:45:00.869	6	Honda Civic EP3
62	Liam MCGILL	<b>57.518</b>	16:48:53.608	10	Honda Civic EP3

### Session Leader History

NO	NAME	FROM LAP	LAPS LED	DISTANCE	VEHICLE
45	Alistair CAMP	1	4	5.06 miles	Honda Civic EP3
29	Dan THACKERAY	5	12	15.20 miles	Honda Civic EP3

### Flag History

TYPE	TIME OF DAY
GREEN	16:39:04.748
FINISH	16:54:40.357

### Flag Statistics

TYPE	COUNT	TOTAL LAPS	TOTAL TIME
Green	1	16	16:44.010
Red	0	0	0.000
Safety Car	0	0	0.000
FCY	0	0	0.000



**Milltek Sport Civic Cup**  
**RACE 13 - GRID (15 minutes) - AMENDED**

ROW 12	23	43 Jack HARDING	22	74 Anthony GANNON
ROW 11	21	24 Tommy KNIGHT	20	727 Jackson WHITE
ROW 10	19	80 Andy WHEATLEY	18	76 Simon WELCH
ROW 9	17	495 Mark HUGHES	16	54 Harvey CATON
ROW 8	15	70 Owen HILLMAN	14	77 Travis CHAPMAN
ROW 7	13	66 Dave MARSHALL	12	98 Jordan BRENNAN
ROW 6	11	19 Jack RUDELL	10	29 Dan THACKERAY
ROW 5	9	33 Max EDMUNDSON	8	14 Ryan BENSLEY
ROW 4	7	42 Will REDFORD	6	26 Morgan BAILEY
ROW 3	5	97 Alex KITE	4	4 Sam KIRKPATRICK
ROW 2	3	45 Alistair CAMP	2	73 Dan MACDONALD
ROW 1	1	62 Liam MCGILL		

**Pole**

Car 70 - 2 grid place penalty as per CR4.2.4

Knockhill: 1.2669 miles

These results are provisional until the conclusion of any judicial and technical matters.

Clerk Of Course : Andrew Roberts	Stewards :	Timekeeper : Sarah Evans
----------------------------------	------------	--------------------------

Results can be found at [www.tsl-timing.com](http://www.tsl-timing.com)

Printed - 07:34 Sunday, 23 July 2023



# Milltek Sport Civic Cup

## RACE 13 - CLASSIFICATION

POS	NO	NAME	ENTRY	LAPS	TIME	GAP	DIFF	MPH	BEST	ON
1	62	Liam MCGILL	Honda Civic EP3	16	15:30.774			78.40	57.522	6
2	33	Max EDMUNDSON	Honda Civic EP3	16	15:35.248	4.474	4.474	78.03	57.745	3
3	4	Sam KIRKPATRICK	Honda Civic EP3	16	15:35.965	5.191	0.717	77.97	57.820	5
4	73	Dan MACDONALD	Honda Civic EP3	16	15:39.319	8.545	3.354	77.69	57.914	9
5	14	Ryan BENSLEY	Honda Civic EP3	16	15:39.487	8.713	0.168	77.67	57.864	9
6	45	Alistair CAMP	Honda Civic EP3	16	15:40.039	9.265	0.552	77.63	57.739	4
7	26	Morgan BAILEY	Honda Civic EP3	16	15:44.107	13.333	4.068	77.29	58.269	3
8	29	Dan THACKERAY	Honda Civic EP3	16	15:44.488	13.714	0.381	77.26	57.907	3
9	98	Jordan BRENNAN	Honda Civic EP3	16	15:45.891	15.117	1.403	77.15	58.023	4
10	43	Jack HARDING	Honda Civic EP3	16	15:47.184	16.410	1.293	77.04	57.938	6
11	54	Harvey CATON	Honda Civic EP3	16	15:48.934	18.160	1.750	76.90	58.025	3
12	42	Will REDFORD	Honda Civic EP3	16	15:48.974	18.200	0.040	76.90	57.973	6
13	97*	Alex KITE	Honda Civic EP3	16	15:50.284	19.510	1.310	76.79	58.010	4
14	19	Jack RUDELL	Honda Civic EP3	16	15:50.691	19.917	0.407	76.76	58.265	4
15	70	Owen HILLMAN	Honda Civic EP3	16	15:55.754	24.980	5.063	76.35	58.571	7
16	66	Dave MARSHALL	Honda Civic FN2	16	15:56.281	25.507	0.527	76.31	58.587	5
17	80	Andy WHEATLEY	Honda Civic EP3	16	15:56.608	25.834	0.327	76.28	58.485	7
18	77	Travis CHAPMAN	Honda Civic EP3	16	15:57.043	26.269	0.435	76.25	58.649	10
19	24	Tommy KNIGHT	Honda Civic EP3	16	15:59.279	28.505	2.236	76.07	58.740	16
20	74	Anthony GANNON	Honda Civic EP3	16	16:09.338	38.564	10.059	75.28	59.291	6
21	76	Simon WELCH	Honda Civic EP3	16	16:10.944	40.170	1.606	75.16	59.470	7
22	495	Mark HUGHES	Honda Civic FN2	16	16:18.352	47.578	7.408	74.59	59.751	5
23	727	Jackson WHITE	Honda Civic EP3	16	16:20.537	49.763	2.185	74.42	59.527	15

### FASTEST LAP

62	Liam MCGILL	Honda Civic EP3	6	57.522	79.29 mph	127.61 kph
----	-------------	-----------------	---	--------	-----------	------------

Car 97 - 5 second penalty - Track limits

Car 45 - 5 second penalty - Track limits

Race Distance: 16 Laps / 20.27 miles

Knockhill: 1.2669 miles

Date: 23/07/2023 Start: 11:33 Finish: 11:48

Weather / Track : Cloudy / Dry

These results are provisional until the conclusion of any judicial and technical matters.

Clerk Of Course : Andrew Roberts	Stewards :	Timekeeper : Sarah Evans
----------------------------------	------------	--------------------------

Results can be found at [www.tsl-timing.com](http://www.tsl-timing.com)

Printed - 11:51 Sunday, 23 July 2023



# Milltek Sport Civic Cup

## RACE 13 - LAP CHART

LAP 1 @ 11:34:12.086			LAP 2 @ 11:35:10.090			LAP 3 @ 11:36:08.042			LAP 4 @ 11:37:05.755			LAP 5 @ 11:38:03.481		
NO	BEHIND	LAP TIME	NO	BEHIND	LAP TIME	NO	BEHIND	LAP TIME	NO	BEHIND	LAP TIME	NO	BEHIND	LAP TIME
62		1:01.532	62		58.004	62		57.952	62		57.713	62		57.726
45	1.450	1:02.982	45	1.358	57.912	45	1.631	58.225	45	1.657	57.739	45	1.746	57.815
4	1.928	1:03.460	4	1.823	57.899	4	1.889	58.018	4	2.276	58.100	4	2.370	57.820
33	2.750	1:04.282	33	2.714	57.968	33	2.507	57.745	33	2.590	57.796	33	2.696	57.832
73	2.774	1:04.306	26	3.996	58.804	26	4.313	58.269	26	5.265	58.665	73	6.320	58.300
26	3.196	1:04.728	73	4.856	1:00.086	73	5.344	58.440	73	5.746	58.115	14	6.661	58.255
14	3.664	1:05.196	14	5.084	59.424	14	5.705	58.573	14	6.132	58.140	26	7.150	59.611
98	4.488	1:06.020	97	7.061	1:00.399	97	7.273	58.164	97	7.570	58.010	97	8.085	58.241
97	4.666	1:06.198	19	7.386	1:00.243	19	7.864	58.430	19	8.416	58.265	19	9.161	58.471
29	4.808	1:06.340	98	7.773	1:01.289	98	8.420	58.599	98	8.730	58.023	29	9.428	57.938
42	5.077	1:06.609	29	8.953	1:02.149	29	8.908	57.907	29	9.216	58.021	98	9.492	58.488
19	5.147	1:06.679	42	9.146	1:02.073	42	9.343	58.149	42	10.332	58.702	42	10.881	58.275
54	5.575	1:07.107	54	9.863	1:02.292	54	9.936	58.025	54	10.730	58.507	54	11.428	58.424
66	5.727	1:07.259	66	10.498	1:02.775	43	11.413	58.588	43	11.854	58.154	43	12.130	58.002
77	6.035	1:07.567	77	10.733	1:02.702	66	11.697	59.151	66	12.977	58.993	66	13.838	58.587
24	6.548	1:08.080	43	10.777	1:01.753	77	13.044	1:00.263	70	14.259	58.793	70	15.128	58.595
43	7.028	1:08.560	24	11.125	1:02.581	70	13.179	59.983	77	14.834	59.503	80	16.102	58.673
70	7.832	1:09.364	70	11.148	1:01.320	24	13.522	1:00.349	80	15.155	59.327	77	16.361	59.253
80	8.279	1:09.811	80	11.444	1:01.169	80	13.541	1:00.049	24	15.812	1:00.003	24	16.905	58.819
74	8.804	1:10.336	74	11.932	1:01.132	74	14.183	1:00.203	74	16.553	1:00.083	74	18.299	59.472
76	9.296	1:10.828	76	12.464	1:01.172	76	14.583	1:00.071	76	17.009	1:00.139	76	18.943	59.660
727	9.930	1:11.462	727	13.672	1:01.746	727	15.977	1:00.257	495	19.077	1:00.181	495	21.102	59.751
495	10.409	1:11.941	495	14.418	1:02.013	495	16.609	1:00.143	727	19.798	1:01.534	727	23.723	1:01.651

# Milltek Sport Civic Cup

## RACE 13 - LAP CHART

LAP 6 @ 11:39:01.003			LAP 7 @ 11:39:58.858			LAP 8 @ 11:40:56.852			LAP 9 @ 11:41:54.659			LAP 10 @ 11:42:52.552		
NO	BEHIND	LAP TIME	NO	BEHIND	LAP TIME	NO	BEHIND	LAP TIME	NO	BEHIND	LAP TIME	NO	BEHIND	LAP TIME
62		57.522	62		57.855	62		57.994	62		57.807	62		57.893
45	2.266	58.042	45	2.572	58.161	45	3.202	58.624	45	3.557	58.162	45	3.937	58.273
4	2.741	57.893	4	3.249	58.363	4	4.083	58.828	4	4.126	57.850	4	4.371	58.138
33	3.129	57.955	33	3.385	58.111	33	4.482	59.091	33	4.443	57.768	33	4.664	58.114
73	6.816	58.018	73	7.205	58.244	73	7.399	58.188	73	7.506	57.914	73	7.851	58.238
14	7.194	58.055	14	7.500	58.161	14	7.653	58.147	14	7.710	57.864	14	8.183	58.366
26	8.085	58.457	26	8.535	58.305	26	8.843	58.302	26	9.426	58.390	26	9.938	58.405
97	8.935	58.372	97	9.291	58.211	97	9.990	58.693	97	11.297	59.114	97	12.140	58.736
19	10.214	58.575	29	11.142	58.531	29	11.242	58.094	29	11.507	58.072	29	12.196	58.582
29	10.466	58.560	98	11.512	58.612	98	12.373	58.855	42	13.500	58.273	98	14.697	58.928
98	10.755	58.785	42	12.098	58.621	42	13.034	58.930	98	13.662	59.096	42	15.214	59.607
42	11.332	57.973	19	12.753	1:00.394	43	13.550	58.400	43	13.893	58.150	43	15.269	59.269
54	12.088	58.182	43	13.144	58.453	54	14.101	58.684	54	14.430	58.136	54	15.531	58.994
43	12.546	57.938	54	13.411	59.178	19	14.699	59.940	19	15.423	58.531	19	16.376	58.846
66	15.138	58.822	66	16.378	59.095	66	17.363	58.979	66	18.206	58.650	66	19.478	59.165
70	16.239	58.633	70	16.955	58.571	70	17.827	58.866	70	18.713	58.693	70	19.705	58.885
80	17.333	58.753	80	17.963	58.485	80	18.686	58.717	80	19.502	58.623	80	20.665	59.056
77	17.928	59.089	77	18.895	58.822	77	19.555	58.654	77	20.833	59.085	77	21.589	58.649
24	18.432	59.049	24	19.359	58.782	24	20.246	58.881	24	21.529	59.090	24	22.648	59.012
74	20.068	59.291	74	21.768	59.555	74	23.149	59.375	74	25.112	59.770	74	27.654	1:00.435
76	21.060	59.639	76	22.675	59.470	76	24.706	1:00.025	76	26.693	59.794	76	28.647	59.847
495	23.429	59.849	495	25.468	59.894	495	27.645	1:00.171	495	30.066	1:00.228	495	32.243	1:00.070
727	26.347	1:00.146	727	30.085	1:01.593	727	32.772	1:00.681	727	35.370	1:00.405	727	37.676	1:00.199

# Milltek Sport Civic Cup

## RACE 13 - LAP CHART

LAP 11 @ 11:43:50.637			LAP 12 @ 11:44:48.689			LAP 13 @ 11:45:46.722			LAP 14 @ 11:46:45.001			LAP 15 @ 11:47:43.189		
NO	BEHIND	LAP TIME	NO	BEHIND	LAP TIME	NO	BEHIND	LAP TIME	NO	BEHIND	LAP TIME	NO	BEHIND	LAP TIME
62		58.085	62		58.052	62		58.033	62		58.279	62		58.188
45	4.045	58.193	45	4.333	58.340	45	4.332	58.032	45	4.126	58.073	45	3.984	58.046
33	4.688	58.109	33	4.782	58.146	33	4.735	57.986	33	4.436	57.980	33	4.233	57.985
4	4.719	58.433	4	5.185	58.518	4	5.124	57.972	4	5.017	58.172	4	4.947	58.118
73	7.883	58.117	73	8.062	58.231	73	7.974	57.945	73	7.649	57.954	73	7.899	58.438
14	8.152	58.054	14	8.257	58.157	14	8.206	57.982	14	7.909	57.982	14	7.913	58.192
26	10.313	58.460	26	11.058	58.797	26	11.572	58.547	26	12.069	58.776	26	12.413	58.532
29	12.513	58.402	29	12.408	57.947	29	12.543	58.168	29	12.623	58.359	29	12.842	58.407
97	13.020	58.965	97	13.277	58.309	97	13.598	58.354	97	13.805	58.486	97	14.187	58.570
98	14.709	58.097	98	14.857	58.200	98	14.931	58.107	98	14.875	58.223	98	15.010	58.323
43	15.682	58.498	43	15.802	58.172	43	15.783	58.014	43	15.661	58.157	43	16.215	58.742
42	16.110	58.981	42	16.332	58.274	42	16.776	58.477	42	16.916	58.419	42	17.105	58.377
54	16.442	58.996	54	16.715	58.325	54	17.326	58.644	54	17.448	58.401	54	17.561	58.301
19	17.091	58.800	19	17.547	58.508	19	18.142	58.628	19	18.681	58.818	19	19.155	58.662
70	20.876	59.256	70	21.955	59.131	70	22.745	58.823	70	23.430	58.964	70	24.129	58.887
66	21.265	59.872	66	22.431	59.218	66	23.119	58.721	66	23.955	59.115	66	24.561	58.794
80	21.718	59.138	80	22.769	59.103	80	23.941	59.205	80	24.532	58.870	80	25.126	58.782
77	22.423	58.919	77	23.138	58.767	77	24.547	59.442	77	25.130	58.862	77	25.665	58.723
24	23.788	59.225	24	24.951	59.215	24	26.116	59.198	24	27.053	59.216	24	27.904	59.039
74	29.525	59.956	74	31.300	59.827	74	33.531	1:00.264	74	35.157	59.905	74	36.937	59.968
76	30.421	59.859	76	32.344	59.975	76	34.500	1:00.189	76	36.164	59.943	76	37.962	59.986
495	34.986	1:00.828	495	37.455	1:00.521	495	39.901	1:00.479	495	42.136	1:00.514	495	44.672	1:00.724
727	39.498	59.907	727	41.347	59.901	727	44.348	1:01.034	727	46.844	1:00.775	727	48.183	59.527

# Milltek Sport Civic Cup

## RACE 13 - LAP CHART

**LAP 16 @ 11:48:41.328**

NO	BEHIND	LAP TIME
62		58.139
45	4.265	58.420
33	4.474	58.380
4	5.191	58.383
73	8.545	58.785
14	8.713	58.939
26	13.333	59.059
29	13.714	59.011
97	14.510	58.462
98	15.117	58.246
43	16.410	58.334
54	18.160	58.738
42	18.200	59.234
19	19.917	58.901
70	24.980	58.990
66	25.507	59.085
80	25.834	58.847
77	26.269	58.743
24	28.505	58.740
74	38.564	59.766
76	40.170	1:00.347
495	47.578	1:01.045
727	49.763	59.719

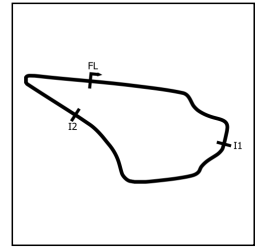
# Milltek Sport Civic Cup

## RACE 13 - POSITION CHART

No	Name	Lap																
		Pos	1	2	3	4	5	6	7	8	9	10	11	12	13	14	15	16
62	MCGILL	1	62	62	62	62	62	62	62	62	62	62	62	62	62	62	62	62
73	MACDONALD	2	45	45	45	45	45	45	45	45	45	45	45	45	45	45	45	45
45	CAMP	3	4	4	4	4	4	4	4	4	4	4	33	33	33	33	33	33
4	KIRKPATRICK	4	33	33	33	33	33	33	33	33	33	33	4	4	4	4	4	4
97	KITE	5	73	26	26	26	73	73	73	73	73	73	73	73	73	73	73	73
26	BAILEY	6	26	73	73	73	14	14	14	14	14	14	14	14	14	14	14	14
42	REDFORD	7	14	14	14	14	26	26	26	26	26	26	26	26	26	26	26	26
14	BENSLEY	8	98	97	97	97	97	97	97	97	97	97	29	29	29	29	29	29
33	EDMUNDSON	9	97	19	19	19	19	19	29	29	29	29	97	97	97	97	97	97
29	THACKERAY	10	29	98	98	98	29	29	98	98	42	98	98	98	98	98	98	98
19	RUDELLE	11	42	29	29	29	98	98	42	42	98	42	43	43	43	43	43	43
98	BRENNAN	12	19	42	42	42	42	42	19	43	43	43	42	42	42	42	42	54
66	MARSHALL	13	54	54	54	54	54	54	43	54	54	54	54	54	54	54	54	42
77	CHAPMAN	14	66	66	43	43	43	43	54	19	19	19	19	19	19	19	19	19
70	HILLMAN	15	77	77	66	66	66	66	66	66	66	66	70	70	70	70	70	70
54	CATON	16	24	43	77	70	70	70	70	70	70	70	66	66	66	66	66	66
495	HUGHES	17	43	24	70	77	80	80	80	80	80	80	80	80	80	80	80	80
76	WELCH	18	70	70	24	80	77	77	77	77	77	77	77	77	77	77	77	77
80	WHEATLEY	19	80	80	80	24	24	24	24	24	24	24	24	24	24	24	24	24
727	WHITE	20	74	74	74	74	74	74	74	74	74	74	74	74	74	74	74	74
24	KNIGHT	21	76	76	76	76	76	76	76	76	76	76	76	76	76	76	76	76
74	GANNON	22	727	727	727	495	495	495	495	495	495	495	495	495	495	495	495	495
43	HARDING	23	495	495	495	727	727	727	727	727	727	727	727	727	727	727	727	727

# Milltek Sport Civic Cup

## RACE 13 - SECTOR ANALYSIS



SECTOR 1 = FL to I1, SECTOR 2 = I1 to I2, SECTOR 3 = I2 to FL, DIFF = Difference To Personal Best Lap, P = Crossed Finish Line in Pit Lane, D = Time Disallowed

P1 62		Liam MCGILL		Honda Civic EP3			
IDEAL LAP TIME : 57.442		BEST LAP TIME : 57.522		DIFFERENCE : 0.080			
LAP	SECTOR 1	SECTOR 2	SECTOR 3	LAP TIME	MPH	DIFF	TIME OF DAY
1 -		22.518	16.810	1:01.532	74.12	4.010	11:34:12.086
2 -	18.841	22.380	16.783	58.004	78.63	0.482	11:35:10.090
3 -	18.849	22.404	16.699	57.952	78.70	0.430	11:36:08.042
4 -	18.801	<b>22.152</b>	16.760	57.713 (2)	79.03	0.191	11:37:05.755
5 -	<b>18.680</b>	22.328	16.718	57.726 (3)	79.01	0.204	11:38:03.481
6 -	18.746	22.166	<b>16.610</b>	<b>57.522 (1)</b>	<b>79.29</b>		<b>11:39:01.003</b>
7 -	18.745	22.378	16.732	57.855	78.83	0.333	11:39:58.858
8 -	18.787	22.487	16.720	57.994	78.64	0.472	11:40:56.852
9 -	18.717	22.314	16.776	57.807	78.90	0.285	11:41:54.659
10 -	18.831	22.296	16.766	57.893	78.78	0.371	11:42:52.552
11 -	18.775	22.495	16.815	58.085	78.52	0.563	11:43:50.637
12 -	18.902	22.361	16.789	58.052	78.56	0.530	11:44:48.689
13 -	18.923	22.358	16.752	58.033	78.59	0.511	11:45:46.722
14 -	18.990	22.469	16.820	58.279	78.26	0.757	11:46:45.001
15 -	18.817	22.479	16.892	58.188	78.38	0.666	11:47:43.189
16 -	18.810	22.459	16.870	58.139	78.45	0.617	11:48:41.328

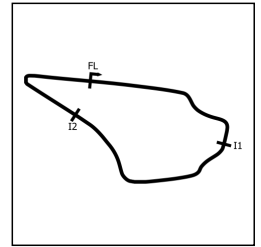
P2 33		Max EDMUNDSON		Honda Civic EP3			
IDEAL LAP TIME : 57.546		BEST LAP TIME : 57.745		DIFFERENCE : 0.199			
LAP	SECTOR 1	SECTOR 2	SECTOR 3	LAP TIME	MPH	DIFF	TIME OF DAY
1 -		23.013	17.086	1:04.282	70.95	6.537	11:34:14.836
2 -	18.975	22.301	16.692	57.968	78.68	0.223	11:35:12.804
3 -	18.776	<b>22.279</b>	16.690	<b>57.745 (1)</b>	<b>78.98</b>		<b>11:36:10.549</b>
4 -	18.712	22.393	16.691	57.796 (3)	78.91	0.051	11:37:08.345
5 -	18.759	22.321	16.752	57.832	78.86	0.087	11:38:06.177
6 -	18.769	22.301	16.885	57.955	78.70	0.210	11:39:04.132
7 -	18.946	22.354	16.811	58.111	78.48	0.366	11:40:02.243
8 -	19.218	23.199	<b>16.674</b>	59.091	77.18	1.346	11:41:01.334
9 -	<b>18.593</b>	22.332	16.843	57.768 (2)	78.95	0.023	11:41:59.102
10 -	18.798	22.540	16.776	58.114	78.48	0.369	11:42:57.216
11 -	18.794	22.422	16.893	58.109	78.49	0.364	11:43:55.325
12 -	18.997	22.373	16.776	58.146	78.44	0.401	11:44:53.471
13 -	18.761	22.331	16.894	57.986	78.65	0.241	11:45:51.457
14 -	18.843	22.348	16.789	57.980	78.66	0.235	11:46:49.437
15 -	18.895	22.300	16.790	57.985	78.66	0.240	11:47:47.422
16 -	18.810	22.571	16.999	58.380	78.12	0.635	11:48:45.802

P3 4		Sam KIRKPATRICK		Honda Civic EP3			
IDEAL LAP TIME : 57.663		BEST LAP TIME : 57.820		DIFFERENCE : 0.157			
LAP	SECTOR 1	SECTOR 2	SECTOR 3	LAP TIME	MPH	DIFF	TIME OF DAY
1 -		22.969	16.896	1:03.460	71.87	5.640	11:34:14.014
2 -	18.864	22.376	<b>16.659</b>	57.899	78.77	0.079	11:35:11.913
3 -	18.762	22.358	16.898	58.018	78.61	0.198	11:36:09.931
4 -	18.845	22.421	16.834	58.100	78.50	0.280	11:37:08.031
5 -	18.700	22.427	16.693	<b>57.820 (1)</b>	<b>78.88</b>		<b>11:38:05.851</b>
6 -	18.690	22.433	16.770	57.893 (3)	78.78	0.073	11:39:03.744
7 -	19.061	<b>22.335</b>	16.967	58.363	78.15	0.543	11:40:02.107
8 -	19.321	22.721	16.786	58.828	77.53	1.008	11:41:00.935
9 -	<b>18.669</b>	22.455	16.726	<b>57.850 (2)</b>	<b>78.84</b>	0.030	<b>11:41:58.785</b>
10 -	18.694	22.517	16.927	58.138	78.45	0.318	11:42:56.923
11 -	18.809	22.594	17.030	58.433	78.05	0.613	11:43:55.356
12 -	19.183	22.468	16.867	58.518	77.94	0.698	11:44:53.874
13 -	18.723	22.354	16.895	57.972	78.67	0.152	11:45:51.846
14 -	18.760	22.562	16.850	58.172	78.40	0.352	11:46:50.018
15 -	18.751	22.468	16.899	58.118	78.48	0.298	11:47:48.136
16 -	18.801	22.603	16.979	58.383	78.12	0.563	11:48:46.519



# Milltek Sport Civic Cup

## RACE 13 - SECTOR ANALYSIS



SECTOR 1 = FL to I1, SECTOR 2 = I1 to I2, SECTOR 3 = I2 to FL, DIFF = Difference To Personal Best Lap, P = Crossed Finish Line in Pit Lane, D = Time Disallowed

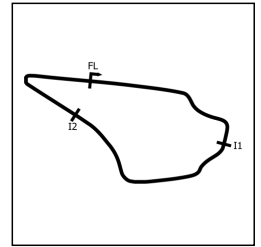
P4 73		Dan MACDONALD		Honda Civic EP3			
IDEAL LAP TIME : 57.695		BEST LAP TIME : 57.914		DIFFERENCE : 0.219			
LAP	SECTOR 1	SECTOR 2	SECTOR 3	LAP TIME	MPH	DIFF	TIME OF DAY
1 -		22.855	17.351	1:04.306	70.92	6.392	11:34:14.860
2 -	19.977	22.995	17.114	1:00.086	75.90	2.172	11:35:14.946
3 -	18.981	22.398	17.061	58.440	78.04	0.526	11:36:13.386
4 -	18.888	<b>22.229</b>	16.998	58.115	78.48	0.201	11:37:11.501
5 -	18.804	22.557	16.939	58.300	78.23	0.386	11:38:09.801
6 -	18.759	22.436	16.823	58.018	78.61	0.104	11:39:07.819
7 -	18.686	22.555	17.003	58.244	78.31	0.330	11:40:06.063
8 -	18.895	22.463	16.830	58.188	78.38	0.274	11:41:04.251
9 -	18.732	22.361	16.821	<b>57.914 (1)</b>	<b>78.75</b>		<b>11:42:02.165</b>
10 -	18.881	22.526	16.831	58.238	78.31	0.324	11:43:00.403
11 -	18.705	22.482	16.930	58.117	78.48	0.203	11:43:58.520
12 -	18.711	22.602	16.918	58.231	78.32	0.317	11:44:56.751
13 -	18.682	22.383	16.880	57.945 (2)	78.71	0.031	11:45:54.696
14 -	<b>18.648</b>	22.488	<b>16.818</b>	57.954 (3)	78.70	0.040	11:46:52.650
15 -	18.783	22.586	17.069	58.438	78.05	0.524	11:47:51.088
16 -	19.080	22.722	16.983	58.785	77.58	0.871	11:48:49.873

P5 14		Ryan BENSLEY		Honda Civic EP3			
IDEAL LAP TIME : 57.653		BEST LAP TIME : 57.864		DIFFERENCE : 0.211			
LAP	SECTOR 1	SECTOR 2	SECTOR 3	LAP TIME	MPH	DIFF	TIME OF DAY
1 -		23.402	17.256	1:05.196	69.95	7.332	11:34:15.750
2 -	19.328	22.970	17.126	59.424	76.75	1.560	11:35:15.174
3 -	19.088	22.662	16.823	58.573	77.87	0.709	11:36:13.747
4 -	18.862	22.377	16.901	58.140	78.45	0.276	11:37:11.887
5 -	18.929	22.447	16.879	58.255	78.29	0.391	11:38:10.142
6 -	18.856	22.572	16.627	58.055	78.56	0.191	11:39:08.197
7 -	<b>18.721</b>	22.350	17.090	58.161	78.42	0.297	11:40:06.358
8 -	18.944	22.424	16.779	58.147	78.44	0.283	11:41:04.505
9 -	18.883	22.357	<b>16.624</b>	<b>57.864 (1)</b>	<b>78.82</b>		<b>11:42:02.369</b>
10 -	18.909	22.565	16.892	58.366	78.14	0.502	11:43:00.735
11 -	18.807	<b>22.308</b>	16.939	58.054	78.56	0.190	11:43:58.789
12 -	18.800	22.422	16.935	58.157	78.42	0.293	11:44:56.946
13 -	18.866	22.446	16.670	57.982 (2)	78.66	0.118	11:45:54.928
14 -	18.852	22.385	16.745	57.982 (2)	78.66	0.118	11:46:52.910
15 -	18.735	22.484	16.973	58.192	78.38	0.328	11:47:51.102
16 -	19.390	22.488	17.061	58.939	77.38	1.075	11:48:50.041

P6 45		Alistair CAMP		Honda Civic EP3			
IDEAL LAP TIME : 57.564		BEST LAP TIME : 57.739		DIFFERENCE : 0.175			
LAP	SECTOR 1	SECTOR 2	SECTOR 3	LAP TIME	MPH	DIFF	TIME OF DAY
1 -		22.895	16.731	1:02.982	72.41	5.243	11:34:13.536
2 -	19.134	<b>22.196</b>	<b>16.582</b>	57.912 (3)	78.75	0.173	11:35:11.448
3 -	18.879	22.206	17.140	58.225	78.33	0.486	11:36:09.673
4 -	18.862	22.208	16.669	<b>57.739 (1)</b>	<b>78.99</b>		<b>11:37:07.412</b>
5 -	<b>18.786</b>	22.365	16.664	57.815 (2)	78.89	0.076	11:38:05.227
6 -	18.926	22.367	16.749	58.042	78.58	0.303	11:39:03.269
7 -	19.117	22.364	16.680	58.161	78.42	0.422	11:40:01.430
8 -	19.139	22.821	16.664	58.624	77.80	0.885	11:41:00.054
9 -	19.005	22.454	16.703	58.162	78.42	0.423	11:41:58.216
10 -	18.978	22.479	16.816	58.273	78.27	0.534	11:42:56.489
11 -	19.012	22.465	16.716	58.193	78.37	0.454	11:43:54.682
12 -	19.061	22.529	16.750	58.340	78.18	0.601	11:44:53.022
13 -	18.890	22.410	16.732	58.032	78.59	0.293	11:45:51.054
14 -	18.885	22.414	16.774	58.073	78.54	0.334	11:46:49.127
15 -	18.822	22.368	16.856	58.046	78.57	0.307	11:47:47.173
16 -	18.888	22.581	16.951	58.420	78.07	0.681	11:48:45.593

# Milltek Sport Civic Cup

## RACE 13 - SECTOR ANALYSIS



SECTOR 1 = FL to I1, SECTOR 2 = I1 to I2, SECTOR 3 = I2 to FL, DIFF = Difference To Personal Best Lap, P = Crossed Finish Line in Pit Lane, D = Time Disallowed

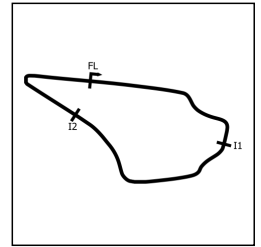
P7 26		Morgan BAILEY		Honda Civic EP3			
IDEAL LAP TIME : 58.087		BEST LAP TIME : 58.269		DIFFERENCE : 0.182			
LAP	SECTOR 1	SECTOR 2	SECTOR 3	LAP TIME	MPH	DIFF	TIME OF DAY
1 -		23.283	17.076	1:04.728	70.46	6.459	11:34:15.282
2 -	19.383	22.544	<b>16.877</b>	58.804	77.56	0.535	11:35:14.086
3 -	18.789	<b>22.425</b>	17.055	<b>58.269 (1)</b>	<b>78.27</b>		<b>11:36:12.355</b>
4 -	19.013	22.702	16.950	58.665	77.74	0.396	11:37:11.020
5 -	18.911	23.674	17.026	59.611	76.51	1.342	11:38:10.631
6 -	18.866	22.605	16.986	58.457	78.02	0.188	11:39:09.088
7 -	18.852	22.520	16.933	58.305 (3)	78.22	0.036	11:40:07.393
8 -	18.908	22.488	16.906	58.302 (2)	78.23	0.033	11:41:05.695
9 -	18.949	22.471	16.970	58.390	78.11	0.121	11:42:04.085
10 -	<b>18.785</b>	22.525	17.095	58.405	78.09	0.136	11:43:02.490
11 -	18.842	22.576	17.042	58.460	78.02	0.191	11:44:00.950
12 -	18.855	22.708	17.234	58.797	77.57	0.528	11:44:59.747
13 -	18.934	22.633	16.980	58.547	77.90	0.278	11:45:58.294
14 -	19.017	22.734	17.025	58.776	77.60	0.507	11:46:57.070
15 -	18.944	22.615	16.973	58.532	77.92	0.263	11:47:55.602
16 -	19.388	22.666	17.005	59.059	77.22	0.790	11:48:54.661

P8 29		Dan THACKERAY		Honda Civic EP3			
IDEAL LAP TIME : 57.713		BEST LAP TIME : 57.907		DIFFERENCE : 0.194			
LAP	SECTOR 1	SECTOR 2	SECTOR 3	LAP TIME	MPH	DIFF	TIME OF DAY
1 -		23.745	17.321	1:06.340	68.75	8.433	11:34:16.894
2 -	21.348	23.898	16.903	1:02.149	73.38	4.242	11:35:19.043
3 -	18.851	<b>22.270</b>	<b>16.786</b>	<b>57.907 (1)</b>	<b>78.76</b>		<b>11:36:16.950</b>
4 -	18.822	22.302	16.897	58.021	78.61	0.114	11:37:14.971
5 -	18.724	22.287	16.927	57.938 (2)	78.72	0.031	11:38:12.909
6 -	19.051	22.636	16.873	58.560	77.88	0.653	11:39:11.469
7 -	19.163	22.539	16.829	58.531	77.92	0.624	11:40:10.000
8 -	18.773	22.461	16.860	58.094	78.51	0.187	11:41:08.094
9 -	18.690	22.463	16.919	58.072	78.54	0.165	11:42:06.166
10 -	18.839	22.497	17.246	58.582	77.85	0.675	11:43:04.748
11 -	18.986	22.565	16.851	58.402	78.09	0.495	11:44:03.150
12 -	<b>18.657</b>	22.453	16.837	<b>57.947 (3)</b>	78.71	0.040	11:45:01.097
13 -	18.689	22.658	16.821	58.168	78.41	0.261	11:45:59.265
14 -	18.734	22.458	17.167	58.359	78.15	0.452	11:46:57.624
15 -	18.818	22.503	17.086	58.407	78.09	0.500	11:47:56.031
16 -	19.322	22.697	16.992	59.011	77.29	1.104	11:48:55.042

P9 98		Jordan BRENNAN		Honda Civic EP3			
IDEAL LAP TIME : 57.859		BEST LAP TIME : 58.023		DIFFERENCE : 0.164			
LAP	SECTOR 1	SECTOR 2	SECTOR 3	LAP TIME	MPH	DIFF	TIME OF DAY
1 -		23.605	17.213	1:06.020	69.08	7.997	11:34:16.574
2 -	21.436	23.042	16.811	1:01.289	74.41	3.266	11:35:17.863
3 -	18.939	22.600	17.060	58.599	77.83	0.576	11:36:16.462
4 -	18.856	<b>22.306</b>	16.861	<b>58.023 (1)</b>	<b>78.60</b>		<b>11:37:14.485</b>
5 -	18.781	22.423	17.284	58.488	77.98	0.465	11:38:12.973
6 -	19.150	22.761	16.874	58.785	77.58	0.762	11:39:11.758
7 -	19.284	22.517	16.811	58.612	77.81	0.589	11:40:10.370
8 -	19.535	22.400	16.920	58.855	77.49	0.832	11:41:09.225
9 -	18.986	22.791	17.319	59.096	77.18	1.073	11:42:08.321
10 -	19.188	22.722	17.018	58.928	77.40	0.905	11:43:07.249
11 -	<b>18.743</b>	22.425	16.929	58.097 (2)	78.50	0.074	11:44:05.346
12 -	18.939	22.451	<b>16.810</b>	58.200	78.36	0.177	11:45:03.546
13 -	18.818	22.396	16.893	58.107 (3)	78.49	0.084	11:46:01.653
14 -	18.903	22.449	16.871	58.223	78.33	0.200	11:46:59.876
15 -	18.866	22.520	16.937	58.323	78.20	0.300	11:47:58.199
16 -	18.827	22.474	16.945	58.246	78.30	0.223	11:48:56.445

# Milltek Sport Civic Cup

## RACE 13 - SECTOR ANALYSIS



SECTOR 1 = FL to I1, SECTOR 2 = I1 to I2, SECTOR 3 = I2 to FL, DIFF = Difference To Personal Best Lap, P = Crossed Finish Line in Pit Lane, D = Time Disallowed

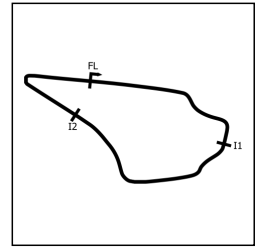
P10 43		Jack HARDING		Honda Civic EP3			
IDEAL LAP TIME : 57.920		BEST LAP TIME : 57.938		DIFFERENCE : 0.018			
LAP	SECTOR 1	SECTOR 2	SECTOR 3	LAP TIME	MPH	DIFF	TIME OF DAY
1 -		24.690	16.968	1:08.560	66.52	10.622	11:34:19.114
2 -	20.296	24.152	17.305	1:01.753	73.86	3.815	11:35:20.867
3 -	19.049	22.724	16.815	58.588	77.85	0.650	11:36:19.455
4 -	18.802	22.524	16.828	58.154	78.43	0.216	11:37:17.609
5 -	18.795	22.455	<b>16.752</b>	58.002 (2)	78.63	0.064	11:38:15.611
6 -	18.720	<b>22.449</b>	16.769	<b>57.938 (1)</b>	<b>78.72</b>		<b>11:39:13.549</b>
7 -	18.781	22.834	16.838	58.453	78.03	0.515	11:40:12.002
8 -	18.905	22.725	16.770	58.400	78.10	0.462	11:41:10.402
9 -	<b>18.719</b>	22.567	16.864	58.150	78.43	0.212	11:42:08.552
10 -	19.204	23.020	17.045	59.269	76.95	1.331	11:43:07.821
11 -	18.913	22.713	16.872	58.498	77.97	0.560	11:44:06.319
12 -	18.815	22.580	16.777	58.172	78.40	0.234	11:45:04.491
13 -	18.726	22.531	16.757	58.014 (3)	78.62	0.076	11:46:02.505
14 -	18.836	22.495	16.826	58.157	78.42	0.219	11:47:00.662
15 -	18.811	22.615	17.316	58.742	77.64	0.804	11:47:59.404
16 -	18.795	22.606	16.933	58.334	78.18	0.396	11:48:57.738

P11 54		Harvey CATON		Honda Civic EP3			
IDEAL LAP TIME : 57.869		BEST LAP TIME : 58.025		DIFFERENCE : 0.156			
LAP	SECTOR 1	SECTOR 2	SECTOR 3	LAP TIME	MPH	DIFF	TIME OF DAY
1 -		24.106	17.170	1:07.107	67.96	9.082	11:34:17.661
2 -	21.156	24.019	17.117	1:02.292	73.22	4.267	11:35:19.953
3 -	18.866	<b>22.358</b>	16.801	<b>58.025 (1)</b>	<b>78.60</b>		<b>11:36:17.978</b>
4 -	18.794	22.493	17.220	58.507	77.95	0.482	11:37:16.485
5 -	18.917	22.685	16.822	58.424	78.06	0.399	11:38:14.909
6 -	18.847	22.561	<b>16.774</b>	58.182 (3)	78.39	0.157	11:39:13.091
7 -	18.945	22.906	17.327	59.178	77.07	1.153	11:40:12.269
8 -	18.925	22.950	16.809	58.684	77.72	0.659	11:41:10.953
9 -	<b>18.737</b>	22.536	16.863	58.136 (2)	78.45	0.111	11:42:09.089
10 -	18.944	23.019	17.031	58.994	77.31	0.969	11:43:08.083
11 -	19.255	22.855	16.886	58.996	77.31	0.971	11:44:07.079
12 -	18.839	22.554	16.932	58.325	78.20	0.300	11:45:05.404
13 -	19.076	22.633	16.935	58.644	77.77	0.619	11:46:04.048
14 -	18.874	22.606	16.921	58.401	78.09	0.376	11:47:02.449
15 -	18.953	22.497	16.851	58.301	78.23	0.276	11:48:00.750
16 -	18.852	22.840	17.046	58.738	77.65	0.713	11:48:59.488

P12 42		Will REDFORD		Honda Civic EP3			
IDEAL LAP TIME : 57.886		BEST LAP TIME : 57.973		DIFFERENCE : 0.087			
LAP	SECTOR 1	SECTOR 2	SECTOR 3	LAP TIME	MPH	DIFF	TIME OF DAY
1 -		23.707	17.809	1:06.609	68.47	8.636	11:34:17.163
2 -	21.051	24.096	16.926	1:02.073	73.47	4.100	11:35:19.236
3 -	18.961	<b>22.340</b>	16.848	58.149 (2)	78.43	0.176	11:36:17.385
4 -	18.805	22.384	17.513	58.702	77.69	0.729	11:37:16.087
5 -	18.964	22.459	16.852	58.275	78.26	0.302	11:38:14.362
6 -	<b>18.720</b>	22.427	<b>16.826</b>	<b>57.973 (1)</b>	<b>78.67</b>		<b>11:39:12.335</b>
7 -	19.141	22.631	16.849	58.621	77.80	0.648	11:40:10.956
8 -	19.299	22.648	16.983	58.930	77.39	0.957	11:41:09.886
9 -	18.824	22.461	16.988	58.273 (3)	78.27	0.300	11:42:08.159
10 -	19.459	22.967	17.181	59.607	76.51	1.634	11:43:07.766
11 -	19.402	22.662	16.917	58.981	77.33	1.008	11:44:06.747
12 -	18.839	22.511	16.924	58.274	78.27	0.301	11:45:05.021
13 -	18.924	22.672	16.881	58.477	77.99	0.504	11:46:03.498
14 -	18.849	22.599	16.971	58.419	78.07	0.446	11:47:01.917
15 -	18.960	22.568	16.849	58.377	78.13	0.404	11:48:00.294
16 -	19.105	22.967	17.162	59.234	77.00	1.261	11:48:59.528

# Milltek Sport Civic Cup

## RACE 13 - SECTOR ANALYSIS



SECTOR 1 = FL to I1, SECTOR 2 = I1 to I2, SECTOR 3 = I2 to FL, DIFF = Difference To Personal Best Lap, P = Crossed Finish Line in Pit Lane, D = Time Disallowed

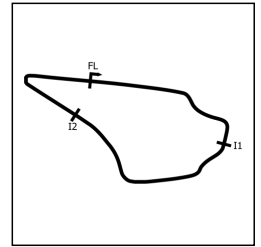
P13 97		Alex KITE		Honda Civic EP3			
IDEAL LAP TIME : 57.946		BEST LAP TIME : 58.010		DIFFERENCE : 0.064			
LAP	SECTOR 1	SECTOR 2	SECTOR 3	LAP TIME	MPH	DIFF	TIME OF DAY
1 -		23.747	17.593	1:06.198	68.90	8.188	11:34:16.752
2 -	20.844	22.639	16.916	1:00.399	75.51	2.389	11:35:17.151
3 -	18.852	22.503	16.809	58.164 (2)	78.41	0.154	11:36:15.315
4 -	18.824	<b>22.382</b>	<b>16.804</b>	<b>58.010 (1)</b>	<b>78.62</b>		<b>11:37:13.325</b>
5 -	18.979	22.400	16.862	58.241	78.31	0.231	11:38:11.566
6 -	18.899	22.503	16.970	58.372	78.13	0.362	11:39:09.938
7 -	18.911	22.389	16.911	58.211 (3)	78.35	0.201	11:40:08.149
8 -	18.778	22.551	17.364	58.693	77.71	0.683	11:41:06.842
9 -	19.393	22.739	16.982	59.114	77.15	1.104	11:42:05.956
10 -	18.785	22.558	17.393	58.736	77.65	0.726	11:43:04.692
11 -	19.339	22.650	16.976	58.965	77.35	0.955	11:44:03.657
12 -	18.867	22.548	16.894	58.309	78.22	0.299	11:45:01.966
13 -	<b>18.760</b>	22.664	16.930	58.354	78.16	0.344	11:46:00.320
14 -	18.914	22.608	16.964	58.486	77.98	0.476	11:46:58.806
15 -	18.841	22.717	17.012	58.570	77.87	0.560	11:47:57.376
16 -	18.929	22.595	16.938	58.462	78.01	0.452	11:48:55.838

P14 19		Jack RUDELL		Honda Civic EP3			
IDEAL LAP TIME : 58.106		BEST LAP TIME : 58.265		DIFFERENCE : 0.159			
LAP	SECTOR 1	SECTOR 2	SECTOR 3	LAP TIME	MPH	DIFF	TIME OF DAY
1 -		23.930	17.134	1:06.679	68.40	8.414	11:34:17.233
2 -	20.784	22.574	16.885	1:00.243	75.71	1.978	11:35:17.476
3 -	19.064	22.517	<b>16.849</b>	58.430 (2)	78.06	0.165	11:36:15.906
4 -	18.815	<b>22.490</b>	16.960	<b>58.265 (1)</b>	<b>78.28</b>		<b>11:37:14.171</b>
5 -	18.813	22.512	17.146	58.471 (3)	78.00	0.206	11:38:12.642
6 -	19.029	22.580	16.966	58.575	77.86	0.310	11:39:11.217
7 -	20.680	22.782	16.932	1:00.394	75.52	2.129	11:40:11.611
8 -	19.020	23.887	17.033	59.940	76.09	1.675	11:41:11.551
9 -	<b>18.767</b>	22.618	17.146	58.531	77.92	0.266	11:42:10.082
10 -	18.960	22.654	17.232	58.846	77.50	0.581	11:43:08.928
11 -	18.974	22.796	17.030	58.800	77.56	0.535	11:44:07.728
12 -	18.914	22.568	17.026	58.508	77.95	0.243	11:45:06.236
13 -	19.008	22.623	16.997	58.628	77.79	0.363	11:46:04.864
14 -	18.932	22.871	17.015	58.818	77.54	0.553	11:47:03.682
15 -	18.977	22.735	16.950	58.662	77.75	0.397	11:48:02.344
16 -	19.006	22.942	16.953	58.901	77.43	0.636	11:49:01.245

P15 70		Owen HILLMAN		Honda Civic EP3			
IDEAL LAP TIME : 58.487		BEST LAP TIME : 58.571		DIFFERENCE : 0.084			
LAP	SECTOR 1	SECTOR 2	SECTOR 3	LAP TIME	MPH	DIFF	TIME OF DAY
1 -		25.184	17.393	1:09.364	65.75	10.793	11:34:19.918
2 -	19.976	24.080	17.264	1:01.320	74.38	2.749	11:35:21.238
3 -	19.975	22.730	17.278	59.983	76.04	1.412	11:36:21.221
4 -	19.144	22.661	<b>16.988</b>	58.793	77.57	0.222	11:37:20.014
5 -	18.972	22.608	17.015	58.595 (2)	77.84	0.024	11:38:18.609
6 -	19.012	22.618	17.003	58.633 (3)	77.79	0.062	11:39:17.242
7 -	18.981	22.556	17.034	<b>58.571 (1)</b>	<b>77.87</b>		<b>11:40:15.813</b>
8 -	19.227	<b>22.535</b>	17.104	58.866	77.48	0.295	11:41:14.679
9 -	18.993	22.564	17.136	58.693	77.71	0.122	11:42:13.372
10 -	19.007	22.634	17.244	58.885	77.45	0.314	11:43:12.257
11 -	19.360	22.891	17.005	59.256	76.97	0.685	11:44:11.513
12 -	19.099	23.009	17.023	59.131	77.13	0.560	11:45:10.644
13 -	<b>18.964</b>	22.804	17.055	58.823	77.53	0.252	11:46:09.467
14 -	19.057	22.732	17.175	58.964	77.35	0.393	11:47:08.431
15 -	19.126	22.618	17.143	58.887	77.45	0.316	11:48:07.318
16 -	19.187	22.687	17.116	58.990	77.32	0.419	11:49:06.308

# Milltek Sport Civic Cup

## RACE 13 - SECTOR ANALYSIS



SECTOR 1 = FL to I1, SECTOR 2 = I1 to I2, SECTOR 3 = I2 to FL, DIFF = Difference To Personal Best Lap, P = Crossed Finish Line in Pit Lane, D = Time Disallowed

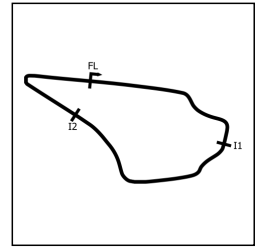
P16 66		Dave MARSHALL		Honda Civic FN2			
IDEAL LAP TIME : 58.445		BEST LAP TIME : 58.587		DIFFERENCE : 0.142			
LAP	SECTOR 1	SECTOR 2	SECTOR 3	LAP TIME	MPH	DIFF	TIME OF DAY
1 -		24.397	17.395	1:07.259	67.81	8.672	11:34:17.813
2 -	20.807	24.344	17.624	1:02.775	72.65	4.188	11:35:20.588
3 -	19.066	22.803	17.282	59.151	77.10	0.564	11:36:19.739
4 -	19.048	22.800	17.145	58.993	77.31	0.406	11:37:18.732
5 -	18.939	<b>22.547</b>	17.101	<b>58.587 (1)</b>	<b>77.85</b>		<b>11:38:17.319</b>
6 -	18.960	22.703	17.159	58.822	77.54	0.235	11:39:16.141
7 -	18.988	23.013	17.094	59.095	77.18	0.508	11:40:15.236
8 -	19.009	22.840	17.130	58.979	77.33	0.392	11:41:14.215
9 -	18.946	22.713	16.991	58.650 (2)	77.76	0.063	11:42:12.865
10 -	19.139	22.791	17.235	59.165	77.09	0.578	11:43:12.030
11 -	19.794	22.947	17.131	59.872	76.18	1.285	11:44:11.902
12 -	18.988	23.028	17.202	59.218	77.02	0.631	11:45:11.120
13 -	19.072	22.679	<b>16.970</b>	58.721 (3)	77.67	0.134	11:46:09.841
14 -	19.177	22.800	17.138	59.115	77.15	0.528	11:47:08.956
15 -	<b>18.928</b>	22.784	17.082	58.794	77.57	0.207	11:48:07.750
16 -	19.047	22.919	17.119	59.085	77.19	0.498	11:49:06.835

P17 80		Andy WHEATLEY		Honda Civic EP3			
IDEAL LAP TIME : 58.342		BEST LAP TIME : 58.485		DIFFERENCE : 0.143			
LAP	SECTOR 1	SECTOR 2	SECTOR 3	LAP TIME	MPH	DIFF	TIME OF DAY
1 -		25.258	17.282	1:09.811	65.33	11.326	11:34:20.365
2 -	20.108	23.724	17.337	1:01.169	74.56	2.684	11:35:21.534
3 -	19.919	23.138	16.992	1:00.049	75.95	1.564	11:36:21.583
4 -	19.695	22.703	16.929	59.327	76.88	0.842	11:37:20.910
5 -	19.298	<b>22.527</b>	<b>16.848</b>	58.673 (3)	77.73	0.188	11:38:19.583
6 -	19.009	22.803	16.941	58.753	77.63	0.268	11:39:18.336
7 -	18.988	22.601	16.896	<b>58.485 (1)</b>	<b>77.98</b>		<b>11:40:16.821</b>
8 -	18.995	22.773	16.949	58.717	77.67	0.232	11:41:15.538
9 -	<b>18.967</b>	22.719	16.937	58.623 (2)	77.80	0.138	11:42:14.161
10 -	19.075	22.956	17.025	59.056	77.23	0.571	11:43:13.217
11 -	19.257	22.826	17.055	59.138	77.12	0.653	11:44:12.355
12 -	19.189	22.778	17.136	59.103	77.17	0.618	11:45:11.458
13 -	19.411	22.775	17.019	59.205	77.03	0.720	11:46:10.663
14 -	19.125	22.747	16.998	58.870	77.47	0.385	11:47:09.533
15 -	19.038	22.727	17.017	58.782	77.59	0.297	11:48:08.315
16 -	19.003	22.859	16.985	58.847	77.50	0.362	11:49:07.162

P18 77		Travis CHAPMAN		Honda Civic EP3			
IDEAL LAP TIME : 58.504		BEST LAP TIME : 58.649		DIFFERENCE : 0.145			
LAP	SECTOR 1	SECTOR 2	SECTOR 3	LAP TIME	MPH	DIFF	TIME OF DAY
1 -		24.021	17.337	1:07.567	67.50	8.918	11:34:18.121
2 -	21.015	23.881	17.806	1:02.702	72.74	4.053	11:35:20.823
3 -	19.579	23.104	17.580	1:00.263	75.68	1.614	11:36:21.086
4 -	19.765	22.689	17.049	59.503	76.65	0.854	11:37:20.589
5 -	19.079	22.884	17.290	59.253	76.97	0.604	11:38:19.842
6 -	19.037	22.834	17.218	59.089	77.19	0.440	11:39:18.931
7 -	19.064	22.740	17.018	58.822	77.54	0.173	11:40:17.753
8 -	<b>18.887</b>	22.761	17.006	58.654 (2)	77.76	0.005	11:41:16.407
9 -	19.046	22.895	17.144	59.085	77.19	0.436	11:42:15.492
10 -	19.003	<b>22.652</b>	16.994	<b>58.649 (1)</b>	<b>77.76</b>		<b>11:43:14.141</b>
11 -	18.997	22.797	17.125	58.919	77.41	0.270	11:44:13.060
12 -	18.991	22.757	17.019	58.767	77.61	0.118	11:45:11.827
13 -	19.305	22.856	17.281	59.442	76.73	0.793	11:46:11.269
14 -	19.056	22.832	16.974	58.862	77.48	0.213	11:47:10.131
15 -	19.036	22.678	17.009	58.723 (3)	77.67	0.074	11:48:08.854
16 -	18.993	22.785	<b>16.965</b>	58.743	77.64	0.094	11:49:07.597

# Milltek Sport Civic Cup

## RACE 13 - SECTOR ANALYSIS



SECTOR 1 = FL to I1, SECTOR 2 = I1 to I2, SECTOR 3 = I2 to FL, DIFF = Difference To Personal Best Lap, P = Crossed Finish Line in Pit Lane, D = Time Disallowed

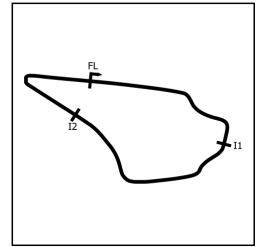
P19 24		Tommy KNIGHT		Honda Civic EP3			
IDEAL LAP TIME : 58.576		BEST LAP TIME : 58.740		DIFFERENCE : 0.164			
LAP	SECTOR 1	SECTOR 2	SECTOR 3	LAP TIME	MPH	DIFF	TIME OF DAY
1 -		24.197	17.294	1:08.080	66.99	9.340	11:34:18.634
2 -	20.776	24.231	17.574	1:02.581	72.88	3.841	11:35:21.215
3 -	19.584	22.973	17.792	1:00.349	75.57	1.609	11:36:21.564
4 -	19.953	22.939	17.111	1:00.003	76.01	1.263	11:37:21.567
5 -	19.115	22.651	17.053	58.819 (3)	77.54	0.079	11:38:20.386
6 -	19.062	22.783	17.204	59.049	77.24	0.309	11:39:19.435
7 -	19.066	<b>22.643</b>	17.073	58.782 (2)	77.59	0.042	11:40:18.217
8 -	19.011	22.866	<b>17.004</b>	58.881	77.46	0.141	11:41:17.098
9 -	19.008	22.786	17.296	59.090	77.18	0.350	11:42:16.188
10 -	18.949	22.896	17.167	59.012	77.29	0.272	11:43:15.200
11 -	19.013	23.006	17.206	59.225	77.01	0.485	11:44:14.425
12 -	19.059	23.097	17.059	59.215	77.02	0.475	11:45:13.640
13 -	19.095	23.005	17.098	59.198	77.04	0.458	11:46:12.838
14 -	19.182	22.893	17.141	59.216	77.02	0.476	11:47:12.054
15 -	18.979	22.997	17.063	59.039	77.25	0.299	11:48:11.093
16 -	<b>18.929</b>	22.805	17.006	<b>58.740 (1)</b>	<b>77.64</b>		<b>11:49:09.833</b>

P20 74		Anthony GANNON		Honda Civic EP3			
IDEAL LAP TIME : 59.096		BEST LAP TIME : 59.291		DIFFERENCE : 0.195			
LAP	SECTOR 1	SECTOR 2	SECTOR 3	LAP TIME	MPH	DIFF	TIME OF DAY
1 -		25.170	17.486	1:10.336	64.84	11.045	11:34:20.890
2 -	20.489	23.349	17.294	1:01.132	74.61	1.841	11:35:22.022
3 -	19.845	23.143	17.215	1:00.203	75.76	0.912	11:36:22.225
4 -	19.700	23.141	17.242	1:00.083	75.91	0.792	11:37:22.308
5 -	19.371	22.882	17.219	59.472 (3)	76.69	0.181	11:38:21.780
6 -	19.369	<b>22.797</b>	17.125	<b>59.291 (1)</b>	<b>76.92</b>		<b>11:39:21.071</b>
7 -	<b>19.318</b>	23.010	17.227	59.555	76.58	0.264	11:40:20.626
8 -	19.465	22.929	<b>16.981</b>	59.375 (2)	76.81	0.084	11:41:20.001
9 -	19.505	23.108	17.157	59.770	76.31	0.479	11:42:19.771
10 -	19.350	23.656	17.429	1:00.435	75.47	1.144	11:43:20.206
11 -	19.495	23.173	17.288	59.956	76.07	0.665	11:44:20.162
12 -	19.340	23.368	17.119	59.827	76.23	0.536	11:45:19.989
13 -	19.551	23.434	17.279	1:00.264	75.68	0.973	11:46:20.253
14 -	19.518	23.283	17.104	59.905	76.13	0.614	11:47:20.158
15 -	19.488	23.238	17.242	59.968	76.05	0.677	11:48:20.126
16 -	19.590	23.097	17.079	59.766	76.31	0.475	11:49:19.892

P21 76		Simon WELCH		Honda Civic EP3			
IDEAL LAP TIME : 59.344		BEST LAP TIME : 59.470		DIFFERENCE : 0.126			
LAP	SECTOR 1	SECTOR 2	SECTOR 3	LAP TIME	MPH	DIFF	TIME OF DAY
1 -		25.341	17.386	1:10.828	64.39	11.358	11:34:21.382
2 -	20.408	23.351	17.413	1:01.172	74.56	1.702	11:35:22.554
3 -	19.683	<b>23.074</b>	17.314	1:00.071	75.92	0.601	11:36:22.625
4 -	19.754	23.299	17.086	1:00.139	75.84	0.669	11:37:22.764
5 -	19.291	23.313	17.056	59.660 (3)	76.45	0.190	11:38:22.424
6 -	19.396	23.146	17.097	59.639 (2)	76.47	0.169	11:39:22.063
7 -	<b>19.258</b>	23.079	17.133	<b>59.470 (1)</b>	<b>76.69</b>		<b>11:40:21.533</b>
8 -	19.546	23.467	<b>17.012</b>	1:00.025	75.98	0.555	11:41:21.558
9 -	19.518	23.138	17.138	59.794	76.28	0.324	11:42:21.352
10 -	19.473	23.172	17.202	59.847	76.21	0.377	11:43:21.199
11 -	19.418	23.196	17.245	59.859	76.19	0.389	11:44:21.058
12 -	19.356	23.526	17.093	59.975	76.05	0.505	11:45:21.033
13 -	19.462	23.325	17.402	1:00.189	75.77	0.719	11:46:21.222
14 -	19.578	23.076	17.289	59.943	76.09	0.473	11:47:21.165
15 -	19.535	23.362	17.089	59.986	76.03	0.516	11:48:21.151
16 -	19.408	23.284	17.655	1:00.347	75.58	0.877	11:49:21.498

# Milltek Sport Civic Cup

## RACE 13 - SECTOR ANALYSIS



SECTOR 1 = FL to I1, SECTOR 2 = I1 to I2, SECTOR 3 = I2 to FL, DIFF = Difference To Personal Best Lap, P = Crossed Finish Line in Pit Lane, D = Time Disallowed

<b>P22 495</b>		<b>Mark HUGHES</b>		<b>Honda Civic FN2</b>			
IDEAL LAP TIME : 59.511		BEST LAP TIME : 59.751		DIFFERENCE : 0.240			
LAP	SECTOR 1	SECTOR 2	SECTOR 3	LAP TIME	MPH	DIFF	TIME OF DAY
1 -		25.020	17.702	1:11.941	63.40	12.190	11:34:22.495
2 -	20.573	24.108	17.332	1:02.013	73.55	2.262	11:35:24.508
3 -	19.576	23.328	17.239	1:00.143	75.83	0.392	11:36:24.651
4 -	19.460	23.344	17.377	1:00.181	75.78	0.430	11:37:24.832
<b>5 -</b>	<b>19.403</b>	<b>23.208</b>	<b>17.140</b>	<b>59.751 (1)</b>	<b>76.33</b>		<b>11:38:24.583</b>
6 -	19.309	<b>23.151</b>	17.389	59.849 (2)	76.21	0.098	11:39:24.432
7 -	<b>19.220</b>	23.353	17.321	59.894 (3)	76.15	0.143	11:40:24.326
8 -	19.638	23.363	17.170	1:00.171	75.80	0.420	11:41:24.497
9 -	19.436	23.410	17.382	1:00.228	75.73	0.477	11:42:24.725
10 -	19.455	23.347	17.268	1:00.070	75.92	0.319	11:43:24.795
11 -	19.754	23.569	17.505	1:00.828	74.98	1.077	11:44:25.623
12 -	19.442	23.600	17.479	1:00.521	75.36	0.770	11:45:26.144
13 -	19.630	23.316	17.533	1:00.479	75.41	0.728	11:46:26.623
14 -	19.497	23.537	17.480	1:00.514	75.37	0.763	11:47:27.137
15 -	19.665	23.569	17.490	1:00.724	75.11	0.973	11:48:27.861
16 -	19.970	23.530	17.545	1:01.045	74.71	1.294	11:49:28.906

<b>P23 727</b>		<b>Jackson WHITE</b>		<b>Honda Civic EP3</b>			
IDEAL LAP TIME : 59.409		BEST LAP TIME : 59.527		DIFFERENCE : 0.118			
LAP	SECTOR 1	SECTOR 2	SECTOR 3	LAP TIME	MPH	DIFF	TIME OF DAY
1 -		25.328	17.515	1:11.462	63.82	11.935	11:34:22.016
2 -	20.849	23.751	17.146	1:01.746	73.86	2.219	11:35:23.762
3 -	19.961	23.165	17.131	1:00.257	75.69	0.730	11:36:24.019
4 -	20.050	23.747	17.737	1:01.534	74.12	2.007	11:37:25.553
5 -	19.814	24.805	17.032	1:01.651	73.98	2.124	11:38:27.204
6 -	19.753	23.372	17.021	1:00.146	75.83	0.619	11:39:27.350
7 -	20.898	23.540	17.155	1:01.593	74.05	2.066	11:40:28.943
8 -	19.739	23.556	17.386	1:00.681	75.16	1.154	11:41:29.624
9 -	19.775	23.481	17.149	1:00.405	75.50	0.878	11:42:30.029
10 -	19.505	23.477	17.217	1:00.199	75.76	0.672	11:43:30.228
11 -	19.675	23.344	<b>16.888</b>	59.907	76.13	0.380	11:44:30.135
12 -	19.580	23.249	17.072	59.901 (3)	76.14	0.374	11:45:30.036
13 -	20.401	23.584	17.049	1:01.034	74.73	1.507	11:46:31.070
14 -	20.043	23.452	17.280	1:00.775	75.04	1.248	11:47:31.845
<b>15 -</b>	<b>19.403</b>	<b>23.118</b>	17.006	<b>59.527 (1)</b>	<b>76.62</b>		<b>11:48:31.372</b>
16 -	19.454	23.249	17.016	59.719 (2)	76.37	0.192	11:49:31.091

# Milltek Sport Civic Cup

## RACE 13 - BEST SECTORS

SECTOR 1			SECTOR 2			SECTOR 3			IDEAL / BEST COMPARISON						
POS	NO	NAME	TIME	NO	NAME	TIME	NO	NAME	TIME	POS	NO	NAME	IDEAL	BEST	DIFF
													<b>PERFECT LAP</b>	<b>57.327</b>	
1	33	EDMUNDSON	18.593	62	MCGILL	22.152	45	CAMP	16.582	1	62	MCGILL	57.442	57.522	0.080
2	73	MACDONALD	18.648	45	CAMP	22.196	62	MCGILL	16.610	2	33	EDMUNDSON	57.546	57.745	0.199
3	29	THACKERAY	18.657	73	MACDONALD	22.229	14	BENSLEY	16.624	3	45	CAMP	57.564	57.739	0.175
4	4	KIRKPATRICK	18.669	29	THACKERAY	22.270	4	KIRKPATRICK	16.659	4	14	BENSLEY	57.653	57.864	0.211
5	62	MCGILL	18.680	33	EDMUNDSON	22.279	33	EDMUNDSON	16.674	5	4	KIRKPATRICK	57.663	57.820	0.157
6	43	HARDING	18.719	98	BRENNAN	22.306	43	HARDING	16.752	6	73	MACDONALD	57.695	57.914	0.219
7	42	REDFORD	18.720	14	BENSLEY	22.308	54	CATON	16.774	7	29	THACKERAY	57.713	57.907	0.194
8	14	BENSLEY	18.721	4	KIRKPATRICK	22.335	29	THACKERAY	16.786	8	98	BRENNAN	57.859	58.023	0.164
9	54	CATON	18.737	42	REDFORD	22.340	97	KITE	16.804	9	54	CATON	57.869	58.025	0.156
10	98	BRENNAN	18.743	54	CATON	22.358	98	BRENNAN	16.810	10	42	REDFORD	57.886	57.973	0.087
11	97	KITE	18.760	97	KITE	22.382	73	MACDONALD	16.818	11	43	HARDING	57.920	57.938	0.018
12	19	RUDELLE	18.767	26	BAILEY	22.425	42	REDFORD	16.826	12	97	KITE	57.946	58.010	0.064
13	26	BAILEY	18.785	43	HARDING	22.449	80	WHEATLEY	16.848	13	26	BAILEY	58.087	58.269	0.182
14	45	CAMP	18.786	19	RUDELLE	22.490	19	RUDELLE	16.849	14	19	RUDELLE	58.106	58.265	0.159
15	77	CHAPMAN	18.887	80	WHEATLEY	22.527	26	BAILEY	16.877	15	80	WHEATLEY	58.342	58.485	0.143
16	66	MARSHALL	18.928	70	HILLMAN	22.535	727	WHITE	16.888	16	66	MARSHALL	58.445	58.587	0.142
17	24	KNIGHT	18.929	66	MARSHALL	22.547	77	CHAPMAN	16.965	17	70	HILLMAN	58.487	58.571	0.084
18	70	HILLMAN	18.964	24	KNIGHT	22.643	66	MARSHALL	16.970	18	77	CHAPMAN	58.504	58.649	0.145
19	80	WHEATLEY	18.967	77	CHAPMAN	22.652	74	GANNON	16.981	19	24	KNIGHT	58.576	58.740	0.164
20	495	HUGHES	19.220	74	GANNON	22.797	70	HILLMAN	16.988	20	74	GANNON	59.096	59.291	0.195
21	76	WELCH	19.258	76	WELCH	23.074	24	KNIGHT	17.004	21	76	WELCH	59.344	59.470	0.126
22	74	GANNON	19.318	727	WHITE	23.118	76	WELCH	17.012	22	727	WHITE	59.409	59.527	0.118
23	727	WHITE	19.403	495	HUGHES	23.151	495	HUGHES	17.140	23	495	HUGHES	59.511	59.751	0.240



# Milltek Sport Civic Cup

## RACE 13 - STATISTICS

**Competitors Started** 23  
**Planned Start** 2023-07-23 @ 11:20:00.000  
**Actual Start** 2023-07-23 @ 11:33:10.553  
**Finish Time** 2023-07-23 @ 11:48:40.921  
**Track Length** 1.2669mi.  
**Total Laps** 368  
**Total Distance Covered** 466.2471mi.

### Session Fastest Lap History

NO	NAME	LAP TIME	TIME OF DAY	LAP	VEHICLE
62	Liam MCGILL	<b>58.004</b>	11:35:10.106	2	Honda Civic EP3
45	Alistair CAMP	<b>57.912</b>	11:35:11.479	2	Honda Civic EP3
4	Sam KIRKPATRICK	<b>57.899</b>	11:35:11.930	2	Honda Civic EP3
33	Max EDMUNDSON	<b>57.745</b>	11:36:10.567	3	Honda Civic EP3
62	Liam MCGILL	<b>57.713</b>	11:37:05.772	4	Honda Civic EP3
62	Liam MCGILL	<b>57.522</b>	11:39:01.021	6	Honda Civic EP3

### Session Leader History

NO	NAME	FROM LAP	LAPS LED	DISTANCE	VEHICLE
62	Liam MCGILL	1	16	20.27 miles	Honda Civic EP3

### Flag History

TYPE	TIME OF DAY
GREEN	11:33:10.553
FINISH	11:48:40.921

### Flag Statistics

TYPE	COUNT	TOTAL LAPS	TOTAL TIME
Green	1	16	16:58.218
Red	0	0	0.000
Safety Car	0	0	0.000
FCY	0	0	0.000

# Milltek Sport Civic Cup

## RACE 22 - CLASSIFICATION

POS	NO	NAME	ENTRY	LAPS	TIME	GAP	DIFF	MPH	BEST	ON
1	33	Max EDMUNDSON	Honda Civic EP3	14	15:41.090			67.85	57.699	5
2	45	Alistair CAMP	Honda Civic EP3	14	15:41.676	0.586	0.586	67.81	57.652	11
3	29	Dan THACKERAY	Honda Civic EP3	14	15:42.991	1.901	1.315	67.71	57.538	6
4	14	Ryan BENSLEY	Honda Civic EP3	14	15:45.794	4.704	2.803	67.51	57.415	5
5	4	Sam KIRKPATRICK	Honda Civic EP3	14	15:51.320	10.230	5.526	67.12	57.815	7
6	54	Harvey CATON	Honda Civic EP3	14	15:51.632	10.542	0.312	67.10	58.036	12
7	62*	Liam MCGILL	Honda Civic EP3	14	15:51.880	10.790	0.248	67.08	57.494	8
8	73	Dan MACDONALD	Honda Civic EP3	14	15:56.954	15.864	5.074	66.72	58.216	7
9	70	Owen HILLMAN	Honda Civic EP3	14	15:57.855	16.765	0.901	66.66	58.391	8
10	97	Alex KITE	Honda Civic EP3	14	15:58.259	17.169	0.404	66.63	58.311	10
11	42	Will REDFORD	Honda Civic EP3	14	16:01.901	20.811	3.642	66.38	57.830	8
12	98	Jordan BRENNAN	Honda Civic EP3	14	16:03.066	21.976	1.165	66.30	58.589	13
13	77	Travis CHAPMAN	Honda Civic EP3	14	16:06.216	25.126	3.150	66.08	58.808	6
14	66	Dave MARSHALL	Honda Civic FN2	14	16:06.716	25.626	0.500	66.05	58.638	8
15	80	Andy WHEATLEY	Honda Civic EP3	14	16:07.031	25.941	0.315	66.03	58.678	12
16	24*	Tommy KNIGHT	Honda Civic EP3	14	16:10.906	29.816	3.875	65.76	58.946	10
17	76	Simon WELCH	Honda Civic EP3	14	16:14.339	33.249	3.433	65.53	59.324	7
18	74	Anthony GANNON	Honda Civic EP3	14	16:19.669	38.579	5.330	65.18	59.688	7
19	727	Jackson WHITE	Honda Civic EP3	14	16:25.367	44.277	5.698	64.80	1:00.007	12
20	495	Mark HUGHES	Honda Civic FN2	14	16:25.713	44.623	0.346	64.78	1:00.026	12

### NOT CLASSIFIED

DNF	43	Jack HARDING	Honda Civic EP3	5	7:08.643	9 Laps	9 Laps	53.20	58.162	4
DNF	19	Jack RUDELL	Honda Civic EP3	0						

### NOT STARTED

NS	26	Morgan BAILEY	Honda Civic EP3							
----	----	---------------	-----------------	--	--	--	--	--	--	--

### FASTEST LAP

	14	Ryan BENSLEY	Honda Civic EP3	5	57.415			79.44 mph	127.84 kph	
--	----	--------------	-----------------	---	--------	--	--	-----------	------------	--

Car 62 - 5 second penalty - Track limits

Car 24 - 5 second penalty - Track limits

Race Distance: 14 Laps / 17.73 miles

Knockhill: 1.2669 miles

Date: 23/07/2023 Start: 16:45 Finish: 17:01

Weather / Track : Cloudy / Dry

These results are provisional until the conclusion of any judicial and technical matters.

Clerk Of Course : Andrew Roberts	Stewards :	Timekeeper : Sarah Evans
----------------------------------	------------	--------------------------

Results can be found at [www.tsl-timing.com](http://www.tsl-timing.com)

Printed - 17:07 Sunday, 23 July 2023



# Milltek Sport Civic Cup

## RACE 22 - LAP CHART

LAP 1 @ 16:47:01.656			LAP 2 @ 16:49:09.979			LAP 3 @ 16:51:02.164			LAP 4 @ 16:51:59.998			LAP 5 @ 16:52:57.697		
NO	BEHIND	LAP TIME	NO	BEHIND	LAP TIME	NO	BEHIND	LAP TIME	NO	BEHIND	LAP TIME	NO	BEHIND	LAP TIME
33		1:04.710	33		2:08.323	33		1:52.185	33		57.834	33		57.699
45	1.170	1:05.880	45	1.288	2:08.441	45	1.044	1:51.941	45	1.133	57.923	45	1.089	57.655
29	2.441	1:07.151	29	2.263	2:08.145	29	1.485	1:51.407	29	1.574	57.923	29	1.561	57.686
62	3.029	1:07.739	62	3.319	2:08.613	62	2.602	1:51.468	62	2.491	57.723	62	2.428	57.636
14	3.423	1:08.133	14	4.106	2:09.006	14	3.246	1:51.325	14	2.934	57.522	14	2.650	57.415
43	3.758	1:08.468	43	5.041	2:09.606	43	3.689	1:50.833	43	4.017	58.162	54	5.440	58.676
54	4.550	1:09.260	54	5.824	2:09.597	54	4.175	1:50.536	54	4.463	58.122	4	7.735	58.596
97	5.474	1:10.184	97	6.587	2:09.436	97	5.441	1:51.039	4	6.838	58.875	43	7.892	1:01.574
4	7.070	1:11.780	4	7.598	2:08.851	4	5.797	1:50.384	97	7.001	59.394	97	8.236	58.934
73	7.720	1:12.430	73	8.339	2:08.942	73	6.591	1:50.437	73	7.721	58.964	73	8.845	58.823
70	8.620	1:13.330	70	9.293	2:08.996	70	7.235	1:50.127	70	8.199	58.798	70	9.237	58.737
24	9.562	1:14.272	24	10.070	2:08.831	24	7.901	1:50.016	24	9.743	59.676	24	11.058	59.014
66	10.549	1:15.259	66	10.890	2:08.664	66	8.246	1:49.541	66	10.105	59.693	66	11.732	59.326
77	11.710	1:16.420	77	12.205	2:08.818	77	8.853	1:48.833	77	10.267	59.248	77	11.858	59.290
98	13.202	1:17.912	98	13.275	2:08.396	98	9.637	1:48.547	98	11.270	59.467	98	12.779	59.208
76	13.907	1:18.617	76	13.968	2:08.384	76	10.228	1:48.445	76	12.056	59.662	80	13.986	59.327
80	15.241	1:19.951	80	15.033	2:08.115	80	10.572	1:47.724	80	12.358	59.620	76	14.999	1:00.642
495	16.946	1:21.656	495	16.496	2:07.873	495	11.961	1:47.650	495	14.625	1:00.498	42	16.177	58.487
727	18.542	1:23.252	727	17.587	2:07.368	727	13.019	1:47.617	42	15.389	59.235	495	18.181	1:01.255
74	19.765	1:24.475	74	18.474	2:07.032	74	13.875	1:47.586	74	16.736	1:00.695	74	18.868	59.831
42	19.838	1:24.548	42	19.898	2:08.383	42	13.988	1:46.275	727	16.981	1:01.796	727	19.969	1:00.687

# Milltek Sport Civic Cup

## RACE 22 - LAP CHART

LAP 6 @ 16:53:55.421			LAP 7 @ 16:54:53.183			LAP 8 @ 16:55:50.884			LAP 9 @ 16:56:48.718			LAP 10 @ 16:57:46.673		
NO	BEHIND	LAP TIME	NO	BEHIND	LAP TIME	NO	BEHIND	LAP TIME	NO	BEHIND	LAP TIME	NO	BEHIND	LAP TIME
33		57.724	33		57.762	33		57.701	33		57.834	33		57.955
45	1.079	57.714	45	1.192	57.875	45	1.278	57.787	45	1.212	57.768	45	1.097	57.840
29	1.375	57.538	29	1.705	58.092	29	1.626	57.622	29	1.804	58.012	29	1.407	57.558
62	2.427	57.723	62	2.330	57.665	62	2.123	57.494	62	2.130	57.841	62	2.164	57.989
14	2.941	58.015	14	2.858	57.679	14	2.973	57.816	14	2.750	57.611	14	2.431	57.636
54	5.926	58.210	54	6.413	58.249	54	6.885	58.173	54	7.509	58.458	4	8.352	58.191
4	7.879	57.868	4	7.932	57.815	4	8.099	57.868	4	8.116	57.851	54	8.400	58.846
97	8.880	58.368	97	9.564	58.446	97	10.809	58.946	73	11.725	58.447	73	12.337	58.567
73	9.367	58.246	73	9.821	58.216	73	11.112	58.992	70	12.703	58.744	70	13.227	58.479
70	9.951	58.438	70	11.103	58.914	70	11.793	58.391	97	13.586	1:00.611	97	13.942	58.311
24	12.493	59.159	24	13.782	59.051	24	15.289	59.208	24	16.773	59.318	24	17.764	58.946
77	12.942	58.808	77	14.229	59.049	77	15.423	58.895	98	17.067	59.318	98	18.103	58.991
98	13.695	58.640	98	14.660	58.727	98	15.583	58.624	42	17.881	58.497	42	18.447	58.521
66	13.736	59.728	66	15.189	59.215	66	16.126	58.638	77	18.059	1:00.470	77	19.051	58.947
80	15.009	58.747	80	15.992	58.745	42	17.218	57.830	66	18.103	59.811	66	19.662	59.514
42	16.955	58.502	42	17.089	57.896	80	17.423	59.132	80	18.651	59.062	80	19.940	59.244
76	17.540	1:00.265	76	19.102	59.324	76	21.270	59.869	76	23.391	59.955	76	25.511	1:00.075
74	21.663	1:00.519	74	23.589	59.688	74	25.839	59.951	74	27.745	59.740	74	29.804	1:00.014
495	21.948	1:01.491	495	24.856	1:00.670	495	27.853	1:00.698	495	30.814	1:00.795	495	33.862	1:01.003
727	22.632	1:00.387	727	25.250	1:00.380	727	27.964	1:00.415	727	30.860	1:00.730	727	33.992	1:01.087

# Milltek Sport Civic Cup

## RACE 22 - LAP CHART

LAP 11 @ 16:58:44.432			LAP 12 @ 16:59:42.276			LAP 13 @ 17:00:40.105			LAP 14 @ 17:01:38.036		
NO	BEHIND	LAP TIME	NO	BEHIND	LAP TIME	NO	BEHIND	LAP TIME	NO	BEHIND	LAP TIME
33		57.759	33		57.844	33		57.829	33		57.931
45	0.990	57.652	45	0.949	57.803	45	0.830	57.710	45	0.586	57.687
29	1.406	57.758	29	1.380	57.818	29	1.515	57.964	29	1.901	58.317
62	3.273	58.868	14	4.038	58.360	14	4.760	58.551	14	4.704	57.875
14	3.522	58.850	62	4.247	58.818	62	5.633	59.215	62	5.790	58.088
4	9.053	58.460	4	9.187	57.978	4	9.579	58.221	4	10.230	58.582
54	9.281	58.640	54	9.473	58.036	54	9.903	58.259	54	10.542	58.570
73	13.092	58.514	73	13.979	58.731	73	14.803	58.653	73	15.864	58.992
70	14.248	58.780	70	15.054	58.650	70	15.912	58.687	70	16.765	58.784
97	14.741	58.558	97	15.452	58.555	97	16.350	58.727	97	17.169	58.750
98	19.295	58.951	42	20.180	58.197	42	20.655	58.304	42	20.811	58.087
42	19.827	59.139	98	20.356	58.905	98	21.116	58.589	98	21.976	58.791
24	20.115	1:00.110	24	21.566	59.295	24	23.085	59.348	24	24.816	59.662
77	20.361	59.069	77	21.939	59.422	77	23.434	59.324	77	25.126	59.623
66	21.054	59.151	66	22.369	59.159	66	24.137	59.597	66	25.626	59.420
80	21.796	59.615	80	22.630	58.678	80	24.323	59.522	80	25.941	59.549
76	27.441	59.689	76	29.310	59.713	76	31.303	59.822	76	33.249	59.877
74	32.393	1:00.348	74	34.249	59.700	74	36.295	59.875	74	38.579	1:00.215
495	37.068	1:00.965	495	39.250	1:00.026	727	41.901	1:00.219	727	44.277	1:00.307
727	37.348	1:01.115	727	39.511	1:00.007	495	42.424	1:01.003	495	44.623	1:00.130

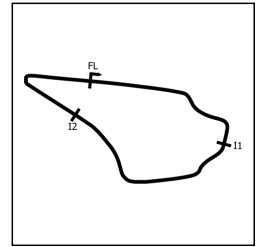
# Milltek Sport Civic Cup

## RACE 22 - POSITION CHART

No	Name	Lap														
		Pos	1	2	3	4	5	6	7	8	9	10	11	12	13	14
45	CAMP	1	33	33	33	33	33	33	33	33	33	33	33	33	33	33
33	EDMUNDSON	2	45	45	45	45	45	45	45	45	45	45	45	45	45	45
14	BENSLEY	3	29	29	29	29	29	29	29	29	29	29	29	29	29	29
29	THACKERAY	4	62	62	62	62	62	62	62	62	62	62	62	14	14	14
62	MCGILL	5	14	14	14	14	14	14	14	14	14	14	14	62	62	62
43	HARDING	6	43	43	43	43	54	54	54	54	54	4	4	4	4	4
4	KIRKPATRICK	7	54	54	54	54	4	4	4	4	4	54	54	54	54	54
97	KITE	8	97	97	97	4	43	97	97	97	73	73	73	73	73	73
54	CATON	9	4	4	4	97	97	73	73	73	70	70	70	70	70	70
73	MACDONALD	10	73	73	73	73	70	70	70	97	97	97	97	97	97	97
42	REDFORD	11	70	70	70	70	24	24	24	24	24	98	42	42	42	42
26	BAILEY	12	24	24	24	24	24	77	77	77	98	98	42	98	98	98
19	RUDELLE	13	66	66	66	66	98	98	98	42	42	24	24	24	24	24
70	HILLMAN	14	77	77	77	77	77	66	66	66	77	77	77	77	77	77
77	CHAPMAN	15	98	98	98	98	80	80	42	66	66	66	66	66	66	66
24	KNIGHT	16	76	76	76	76	80	42	42	80	80	80	80	80	80	80
66	MARSHALL	17	80	80	80	80	76	76	76	76	76	76	76	76	76	76
80	WHEATLEY	18	495	495	495	495	42	74	74	74	74	74	74	74	74	74
98	BRENNAN	19	727	727	727	42	495	495	495	495	495	495	495	495	727	727
76	WELCH	20	74	74	74	74	74	727	727	727	727	727	727	727	495	495
727	WHITE	21	42	42	42	727	727									
495	HUGHES	22														
74	GANNON	23														

# Milltek Sport Civic Cup

## RACE 22 - SECTOR ANALYSIS



SECTOR 1 = FL to I1, SECTOR 2 = I1 to I2, SECTOR 3 = I2 to FL, DIFF = Difference To Personal Best Lap, P = Crossed Finish Line in Pit Lane, D = Time Disallowed

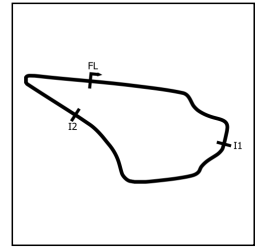
P1 33		Max EDMUNDSON		Honda Civic EP3			
IDEAL LAP TIME : 57.589		BEST LAP TIME : 57.699		DIFFERENCE : 0.110			
LAP	SECTOR 1	SECTOR 2	SECTOR 3	LAP TIME	MPH	DIFF	TIME OF DAY
1 -		22.533	20.768	1:04.710	70.48	7.011	16:47:01.656
2 -	40.341	52.350	35.632	2:08.323	35.54	1:10.624	16:49:09.979
3 -	54.450	40.764	16.971	1:52.185	40.65	54.486	16:51:02.164
4 -	18.855	22.322	16.657	57.834	78.86	0.135	16:51:59.998
5 -	18.752	22.281	16.666	57.699 (1)	79.05		16:52:57.697
6 -	18.727	22.306	16.691	57.724 (3)	79.01	0.025	16:53:55.421
7 -	18.783	22.325	16.654	57.762	78.96	0.063	16:54:53.183
8 -	18.778	22.235	16.688	57.701 (2)	79.04	0.002	16:55:50.884
9 -	18.700	22.398	16.736	57.834	78.86	0.135	16:56:48.718
10 -	18.773	22.383	16.799	57.955	78.70	0.256	16:57:46.673
11 -	18.711	22.279	16.769	57.759	78.96	0.060	16:58:44.432
12 -	18.779	22.280	16.785	57.844	78.85	0.145	16:59:42.276
13 -	18.725	22.290	16.814	57.829	78.87	0.130	17:00:40.105
14 -	18.822	22.279	16.830	57.931	78.73	0.232	17:01:38.036

P2 45		Alistair CAMP		Honda Civic EP3			
IDEAL LAP TIME : 57.460		BEST LAP TIME : 57.652		DIFFERENCE : 0.192			
LAP	SECTOR 1	SECTOR 2	SECTOR 3	LAP TIME	MPH	DIFF	TIME OF DAY
1 -		22.782	20.810	1:05.880	69.23	8.228	16:47:02.826
2 -	40.368	52.345	35.728	2:08.441	35.51	1:10.789	16:49:11.267
3 -	54.682	40.102	17.157	1:51.941	40.74	54.289	16:51:03.208
4 -	18.939	22.398	16.586	57.923	78.74	0.271	16:52:01.131
5 -	18.829	22.251	16.575	57.655 (2)	79.11	0.003	16:52:58.786
6 -	18.809	22.271	16.634	57.714	79.02	0.062	16:53:56.500
7 -	18.987	22.283	16.605	57.875	78.80	0.223	16:54:54.375
8 -	18.887	22.227	16.673	57.787	78.92	0.135	16:55:52.162
9 -	18.838	22.329	16.601	57.768	78.95	0.116	16:56:49.930
10 -	18.820	22.270	16.750	57.840	78.85	0.188	16:57:47.770
11 -	18.658	22.261	16.733	57.652 (1)	79.11		16:58:45.422
12 -	18.732	22.344	16.727	57.803	78.90	0.151	16:59:43.225
13 -	18.662	22.267	16.781	57.710	79.03	0.058	17:00:40.935
14 -	18.693	22.262	16.732	57.687 (3)	79.06	0.035	17:01:38.622

P3 29		Dan THACKERAY		Honda Civic EP3			
IDEAL LAP TIME : 57.393		BEST LAP TIME : 57.538		DIFFERENCE : 0.145			
LAP	SECTOR 1	SECTOR 2	SECTOR 3	LAP TIME	MPH	DIFF	TIME OF DAY
1 -		22.681	21.897	1:07.151	67.92	9.613	16:47:04.097
2 -	40.146	52.309	35.690	2:08.145	35.59	1:10.607	16:49:12.242
3 -	55.037	39.192	17.178	1:51.407	40.94	53.869	16:51:03.649
4 -	18.903	22.359	16.661	57.923	78.74	0.385	16:52:01.572
5 -	18.852	22.148	16.686	57.686	79.06	0.148	16:52:59.258
6 -	18.652	22.230	16.656	57.538 (1)	79.27		16:53:56.796
7 -	18.983	22.311	16.798	58.092	78.51	0.554	16:54:54.888
8 -	18.662	22.229	16.731	57.622 (3)	79.15	0.084	16:55:52.510
9 -	18.763	22.406	16.843	58.012	78.62	0.474	16:56:50.522
10 -	18.589	22.224	16.745	57.558 (2)	79.24	0.020	16:57:48.080
11 -	18.748	22.258	16.752	57.758	78.96	0.220	16:58:45.838
12 -	18.734	22.304	16.780	57.818	78.88	0.280	16:59:43.656
13 -	18.729	22.443	16.792	57.964	78.68	0.426	17:00:41.620
14 -	18.820	22.566	16.931	58.317	78.21	0.779	17:01:39.937

# Milltek Sport Civic Cup

## RACE 22 - SECTOR ANALYSIS



SECTOR 1 = FL to I1, SECTOR 2 = I1 to I2, SECTOR 3 = I2 to FL, DIFF = Difference To Personal Best Lap, P = Crossed Finish Line in Pit Lane, D = Time Disallowed

P4 14		Ryan BENSLEY		Honda Civic EP3			
IDEAL LAP TIME : 57.331		BEST LAP TIME : 57.415		DIFFERENCE : 0.084			
LAP	SECTOR 1	SECTOR 2	SECTOR 3	LAP TIME	MPH	DIFF	TIME OF DAY
1 -		23.373	21.783	1:08.133	66.94	10.718	16:47:05.079
2 -	40.826	52.376	35.804	2:09.006	35.35	1:11.591	16:49:14.085
3 -	55.280	38.968	17.077	1:51.325	40.97	53.910	16:51:05.410
4 -	18.812	22.223	16.487	57.522 (2)	79.29	0.107	16:52:02.932
5 -	18.752	22.160	16.503	57.415 (1)	79.44		16:53:00.347
6 -	18.975	22.356	16.684	58.015	78.61	0.600	16:53:58.362
7 -	18.766	22.202	16.711	57.679	79.07	0.264	16:54:56.041
8 -	18.713	22.257	16.846	57.816	78.89	0.401	16:55:53.857
9 -	18.816	22.207	16.588	57.611 (3)	79.17	0.196	16:56:51.468
10 -	18.684	22.290	16.662	57.636	79.13	0.221	16:57:49.104
11 -	19.743	22.426	16.681	58.850	77.50	1.435	16:58:47.954
12 -	18.865	22.472	17.023	58.360	78.15	0.945	16:59:46.314
13 -	19.073	22.770	16.708	58.551	77.89	1.136	17:00:44.865
14 -	18.907	22.339	16.629	57.875	78.80	0.460	17:01:42.740

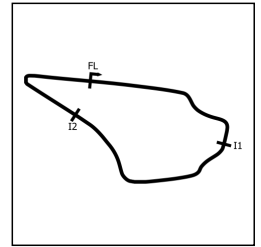
P5 4		Sam KIRKPATRICK		Honda Civic EP3			
IDEAL LAP TIME : 57.728		BEST LAP TIME : 57.815		DIFFERENCE : 0.087			
LAP	SECTOR 1	SECTOR 2	SECTOR 3	LAP TIME	MPH	DIFF	TIME OF DAY
1 -		23.265	24.419	1:11.780	63.54	13.965	16:47:08.726
2 -	40.897	53.162	34.792	2:08.851	35.39	1:11.036	16:49:17.577
3 -	55.626	37.636	17.122	1:50.384	41.32	52.569	16:51:07.961
4 -	18.920	22.759	17.196	58.875	77.47	1.060	16:52:06.836
5 -	19.471	22.368	16.757	58.596	77.84	0.781	16:53:05.432
6 -	18.794	22.252	16.822	57.868 (3)	78.81	0.053	16:54:03.300
7 -	18.727	22.297	16.791	57.815 (1)	78.89		16:55:01.115
8 -	18.737	22.343	16.788	57.868 (3)	78.81	0.053	16:55:58.983
9 -	18.730	22.363	16.758	57.851 (2)	78.84	0.036	16:56:56.834
10 -	18.719	22.450	17.022	58.191	78.38	0.376	16:57:55.025
11 -	19.219	22.372	16.869	58.460	78.02	0.645	16:58:53.485
12 -	18.721	22.387	16.870	57.978	78.66	0.163	16:59:51.463
13 -	18.793	22.443	16.985	58.221	78.34	0.406	17:00:49.684
14 -	19.086	22.541	16.955	58.582	77.85	0.767	17:01:48.266

P6 54		Harvey CATON		Honda Civic EP3			
IDEAL LAP TIME : 57.848		BEST LAP TIME : 58.036		DIFFERENCE : 0.188			
LAP	SECTOR 1	SECTOR 2	SECTOR 3	LAP TIME	MPH	DIFF	TIME OF DAY
1 -		22.945	22.555	1:09.260	65.85	11.224	16:47:06.206
2 -	41.556	52.269	35.772	2:09.597	35.19	1:11.561	16:49:15.803
3 -	55.414	38.098	17.024	1:50.536	41.26	52.500	16:51:06.339
4 -	19.114	22.316	16.692	58.122 (2)	78.47	0.086	16:52:04.461
5 -	18.842	22.750	17.084	58.676	77.73	0.640	16:53:03.137
6 -	18.972	22.354	16.884	58.210	78.35	0.174	16:54:01.347
7 -	18.980	22.447	16.822	58.249	78.30	0.213	16:54:59.596
8 -	18.859	22.436	16.878	58.173 (3)	78.40	0.137	16:55:57.769
9 -	18.935	22.605	16.918	58.458	78.02	0.422	16:56:56.227
10 -	18.909	22.659	17.278	58.846	77.50	0.810	16:57:55.073
11 -	19.412	22.328	16.900	58.640	77.78	0.604	16:58:53.713
12 -	18.941	22.314	16.781	58.036 (1)	78.59		16:59:51.749
13 -	18.919	22.403	16.937	58.259	78.29	0.223	17:00:50.008
14 -	19.046	22.650	16.874	58.570	77.87	0.534	17:01:48.578



# Milltek Sport Civic Cup

## RACE 22 - SECTOR ANALYSIS



SECTOR 1 = FL to I1, SECTOR 2 = I1 to I2, SECTOR 3 = I2 to FL, DIFF = Difference To Personal Best Lap, P = Crossed Finish Line in Pit Lane, D = Time Disallowed

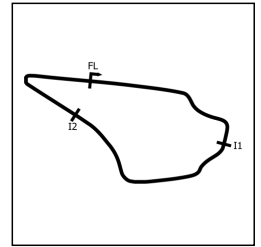
P7 62		Liam MCGILL		Honda Civic EP3			
IDEAL LAP TIME : 57.299		BEST LAP TIME : 57.494		DIFFERENCE : 0.195			
LAP	SECTOR 1	SECTOR 2	SECTOR 3	LAP TIME	MPH	DIFF	TIME OF DAY
1 -		22.987	21.413	1:07.739	67.33	10.245	16:47:04.685
2 -	40.375	52.677	35.561	2:08.613	35.46	1:11.119	16:49:13.298
3 -	55.255	39.045	17.168	1:51.468	40.91	53.974	16:51:04.766
4 -	18.779	22.258	16.686	57.723	79.01	0.229	16:52:02.489
5 -	18.862	22.032	16.742	57.636 (2)	79.13	0.142	16:53:00.125
6 -	18.792	22.201	16.730	57.723	79.01	0.229	16:53:57.848
7 -	18.747	22.161	16.757	57.665 (3)	79.09	0.171	16:54:55.513
8 -	18.695	22.139	16.660	57.494 (1)	79.33		16:55:53.007
9 -	18.613	22.243	16.985	57.841	78.85	0.347	16:56:50.848
10 -	18.607	22.248	17.134	57.989	78.65	0.495	16:57:48.837
11 -	19.811	22.241	16.816	58.868	77.48	1.374	16:58:47.705
12 -	18.946	22.424	17.448	58.818	77.54	1.324	16:59:46.523
13 -	19.093	22.835	17.287	59.215	77.02	1.721	17:00:45.738
14 -	19.009	22.179	16.900	58.088	78.52	0.594	17:01:43.826

P8 73		Dan MACDONALD		Honda Civic EP3			
IDEAL LAP TIME : 58.194		BEST LAP TIME : 58.216		DIFFERENCE : 0.022			
LAP	SECTOR 1	SECTOR 2	SECTOR 3	LAP TIME	MPH	DIFF	TIME OF DAY
1 -		23.109	24.865	1:12.430	62.97	14.214	16:47:09.376
2 -	40.851	53.440	34.651	2:08.942	35.37	1:10.726	16:49:18.318
3 -	55.825	37.021	17.591	1:50.437	41.30	52.221	16:51:08.755
4 -	19.297	22.644	17.023	58.964	77.35	0.748	16:52:07.719
5 -	19.322	22.562	16.939	58.823	77.53	0.607	16:53:06.542
6 -	18.863	22.451	16.932	58.246 (2)	78.30	0.030	16:54:04.788
7 -	18.844	22.473	16.899	58.216 (1)	78.34		16:55:03.004
8 -	19.231	22.850	16.911	58.992	77.31	0.776	16:56:01.996
9 -	18.854	22.615	16.978	58.447 (3)	78.03	0.231	16:57:00.443
10 -	18.936	22.549	17.082	58.567	77.87	0.351	16:57:59.010
11 -	18.923	22.603	16.988	58.514	77.94	0.298	16:58:57.524
12 -	18.962	22.576	17.193	58.731	77.66	0.515	16:59:56.255
13 -	18.963	22.568	17.122	58.653	77.76	0.437	17:00:54.908
14 -	18.967	22.766	17.259	58.992	77.31	0.776	17:01:53.900

P9 70		Owen HILLMAN		Honda Civic EP3			
IDEAL LAP TIME : 58.298		BEST LAP TIME : 58.391		DIFFERENCE : 0.093			
LAP	SECTOR 1	SECTOR 2	SECTOR 3	LAP TIME	MPH	DIFF	TIME OF DAY
1 -		23.274	23.696	1:13.330	62.19	14.939	16:47:10.276
2 -	40.834	53.641	34.521	2:08.996	35.35	1:10.605	16:49:19.272
3 -	55.816	36.955	17.356	1:50.127	41.41	51.736	16:51:09.399
4 -	19.298	22.626	16.874	58.798	77.57	0.407	16:52:08.197
5 -	19.228	22.512	16.997	58.737	77.65	0.346	16:53:06.934
6 -	19.037	22.483	16.918	58.438 (2)	78.05	0.047	16:54:05.372
7 -	19.044	22.698	17.172	58.914	77.41	0.523	16:55:04.286
8 -	19.013	22.511	16.867	58.391 (1)	78.11		16:56:02.677
9 -	19.038	22.705	17.001	58.744	77.64	0.353	16:57:01.421
10 -	18.976	22.466	17.037	58.479 (3)	77.99	0.088	16:57:59.900
11 -	19.161	22.517	17.102	58.780	77.59	0.389	16:58:58.680
12 -	18.965	22.574	17.111	58.650	77.76	0.259	16:59:57.330
13 -	19.135	22.532	17.020	58.687	77.71	0.296	17:00:56.017
14 -	19.141	22.527	17.116	58.784	77.59	0.393	17:01:54.801

# Milltek Sport Civic Cup

## RACE 22 - SECTOR ANALYSIS



SECTOR 1 = FL to I1, SECTOR 2 = I1 to I2, SECTOR 3 = I2 to FL, DIFF = Difference To Personal Best Lap, P = Crossed Finish Line in Pit Lane, D = Time Disallowed

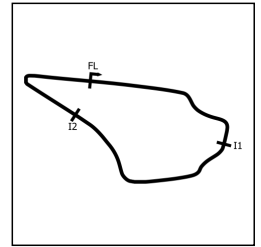
P10 97		Alex KITE		Honda Civic EP3			
IDEAL LAP TIME : 58.136		BEST LAP TIME : 58.311		DIFFERENCE : 0.175			
LAP	SECTOR 1	SECTOR 2	SECTOR 3	LAP TIME	MPH	DIFF	TIME OF DAY
1 -		23.166	23.104	1:10.184	64.98	11.873	16:47:07.130
2 -	41.706	52.539	35.191	2:09.436	35.23	1:11.125	16:49:16.566
3 -	55.831	37.846	17.362	1:51.039	41.07	52.728	16:51:07.605
4 -	19.136	22.756	17.502	59.394	76.79	1.083	16:52:06.999
5 -	19.535	22.547	16.852	58.934	77.39	0.623	16:53:05.933
6 -	18.848	22.643	16.877	58.368 (2)	78.14	0.057	16:54:04.301
7 -	18.953	22.596	16.897	58.446 (3)	78.03	0.135	16:55:02.747
8 -	19.313	22.795	16.838	58.946	77.37	0.635	16:56:01.693
9 -			16.841	1:00.611	75.25	2.300	16:57:02.304
10 -	18.905	22.524	16.882	58.311 (1)	78.22		16:58:00.615
11 -	18.993	22.676	16.889	58.558	77.89	0.247	16:58:59.173
12 -	19.055	22.450	17.050	58.555	77.89	0.244	16:59:57.728
13 -	19.076	22.571	17.080	58.727	77.66	0.416	17:00:56.455
14 -	19.090	22.607	17.053	58.750	77.63	0.439	17:01:55.205

P11 42		Will REDFORD		Honda Civic EP3			
IDEAL LAP TIME : 57.765		BEST LAP TIME : 57.830		DIFFERENCE : 0.065			
LAP	SECTOR 1	SECTOR 2	SECTOR 3	LAP TIME	MPH	DIFF	TIME OF DAY
1 -		26.446	28.853	1:24.548	53.94	26.718	16:47:21.494
2 -	OUTLAP	42.282	32.225	2:08.383	35.52	1:10.553	16:49:29.877
3 -	54.476	34.300	17.499	1:46.275	42.91	48.445	16:51:16.152
4 -	19.651	22.773	16.811	59.235	77.00	1.405	16:52:15.387
5 -	19.075	22.689	16.723	58.487	77.98	0.657	16:53:13.874
6 -	18.767	22.939	16.796	58.502	77.96	0.672	16:54:12.376
7 -	18.750	22.390	16.756	57.896 (2)	78.78	0.066	16:55:10.272
8 -	18.684	22.361	16.785	57.830 (1)	78.87		16:56:08.102
9 -	18.794	22.693	17.010	58.497	77.97	0.667	16:57:06.599
10 -	18.951	22.444	17.126	58.521	77.93	0.691	16:58:05.120
11 -	19.248	23.081	16.810	59.139	77.12	1.309	16:59:04.259
12 -	18.923	22.369	16.905	58.197	78.37	0.367	17:00:02.456
13 -	18.882	22.391	17.031	58.304	78.22	0.474	17:01:00.760
14 -	18.715	22.358	17.014	58.087 (3)	78.52	0.257	17:01:58.847

P12 98		Jordan BRENNAN		Honda Civic EP3			
IDEAL LAP TIME : 58.262		BEST LAP TIME : 58.589		DIFFERENCE : 0.327			
LAP	SECTOR 1	SECTOR 2	SECTOR 3	LAP TIME	MPH	DIFF	TIME OF DAY
1 -		23.864	26.030	1:17.912	58.54	19.323	16:47:14.858
2 -	39.901	54.632	33.863	2:08.396	35.52	1:09.807	16:49:23.254
3 -	55.930	35.007	17.610	1:48.547	42.01	49.958	16:51:11.801
4 -	19.444	22.858	17.165	59.467	76.69	0.878	16:52:11.268
5 -	19.461	22.790	16.957	59.208	77.03	0.619	16:53:10.476
6 -	19.124	22.423	17.093	58.640 (3)	77.78	0.051	16:54:09.116
7 -	18.983	22.693	17.051	58.727	77.66	0.138	16:55:07.843
8 -	18.954	22.785	16.885	58.624 (2)	77.80	0.035	16:56:06.467
9 -	19.518	22.669	17.131	59.318	76.89	0.729	16:57:05.785
10 -	18.990	22.799	17.202	58.991	77.31	0.402	16:58:04.776
11 -	19.175	22.665	17.111	58.951	77.37	0.362	16:59:03.727
12 -	19.008	22.602	17.295	58.905	77.43	0.316	17:00:02.632
13 -	18.954	22.557	17.078	58.589 (1)	77.84		17:01:01.221
14 -	19.068	22.649	17.074	58.791	77.58	0.202	17:02:00.012

# Milltek Sport Civic Cup

## RACE 22 - SECTOR ANALYSIS



SECTOR 1 = FL to I1, SECTOR 2 = I1 to I2, SECTOR 3 = I2 to FL, DIFF = Difference To Personal Best Lap, P = Crossed Finish Line in Pit Lane, D = Time Disallowed

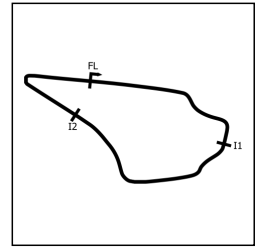
P13 77		Travis CHAPMAN		Honda Civic EP3			
IDEAL LAP TIME : 58.586		BEST LAP TIME : 58.808		DIFFERENCE : 0.222			
LAP	SECTOR 1	SECTOR 2	SECTOR 3	LAP TIME	MPH	DIFF	TIME OF DAY
1 -		23.155	25.703	1:16.420	59.68	17.612	16:47:13.366
2 -	40.448	54.378	33.992	2:08.818	35.40	1:10.010	16:49:22.184
3 -	55.771	35.837	17.225	1:48.833	41.90	50.025	16:51:11.017
4 -	19.198	22.897	17.153	59.248	76.98	0.440	16:52:10.265
5 -	19.495	22.693	17.102	59.290	76.92	0.482	16:53:09.555
6 -	18.978	22.878	16.952	58.808 (1)	77.55		16:54:08.363
7 -	19.219	22.915	16.915	59.049	77.24	0.241	16:55:07.412
8 -	19.019	22.703	17.173	58.895 (2)	77.44	0.087	16:56:06.307
9 -	19.914	22.841	17.715	1:00.470	75.42	1.662	16:57:06.777
10 -	19.185	22.733	17.029	58.947 (3)	77.37	0.139	16:58:05.724
11 -	19.088	22.851	17.130	59.069	77.21	0.261	16:59:04.793
12 -	19.277	22.965	17.180	59.422	76.75	0.614	17:00:04.215
13 -	19.179	22.794	17.351	59.324	76.88	0.516	17:01:03.539
14 -	19.427	23.033	17.163	59.623	76.49	0.815	17:02:03.162

P14 66		Dave MARSHALL		Honda Civic FN2			
IDEAL LAP TIME : 58.582		BEST LAP TIME : 58.638		DIFFERENCE : 0.056			
LAP	SECTOR 1	SECTOR 2	SECTOR 3	LAP TIME	MPH	DIFF	TIME OF DAY
1 -		23.423	24.712	1:15.259	60.60	16.621	16:47:12.205
2 -	40.827	53.598	34.239	2:08.664	35.44	1:10.026	16:49:20.869
3 -	55.909	35.963	17.669	1:49.541	41.63	50.903	16:51:10.410
4 -	19.485	23.115	17.093	59.693	76.40	1.055	16:52:10.103
5 -	19.460	22.729	17.137	59.326	76.88	0.688	16:53:09.429
6 -	19.229	23.114	17.385	59.728	76.36	1.090	16:54:09.157
7 -	19.193	22.751	17.271	59.215	77.02	0.577	16:55:08.372
8 -	18.984	22.625	17.029	58.638 (1)	77.78		16:56:07.010
9 -	19.353	23.205	17.253	59.811	76.25	1.173	16:57:06.821
10 -	19.377	22.880	17.257	59.514	76.63	0.876	16:58:06.335
11 -	19.516	22.569	17.066	59.151 (2)	77.10	0.513	16:59:05.486
12 -	19.076	22.782	17.301	59.159 (3)	77.09	0.521	17:00:04.645
13 -	19.459	22.751	17.387	59.597	76.53	0.959	17:01:04.242
14 -	19.034	23.046	17.340	59.420	76.76	0.782	17:02:03.662

P15 80		Andy WHEATLEY		Honda Civic EP3			
IDEAL LAP TIME : 58.525		BEST LAP TIME : 58.678		DIFFERENCE : 0.153			
LAP	SECTOR 1	SECTOR 2	SECTOR 3	LAP TIME	MPH	DIFF	TIME OF DAY
1 -		24.103	27.346	1:19.951	57.04	21.273	16:47:16.897
2 -	40.148	54.705	33.262	2:08.115	35.60	1:09.437	16:49:25.012
3 -	55.959	34.316	17.449	1:47.724	42.34	49.046	16:51:12.736
4 -	19.824	22.768	17.028	59.620	76.50	0.942	16:52:12.356
5 -	19.631	22.808	16.888	59.327	76.88	0.649	16:53:11.683
6 -	19.173	22.789	16.785	58.747 (3)	77.63	0.069	16:54:10.430
7 -	19.054	22.768	16.923	58.745 (2)	77.64	0.067	16:55:09.175
8 -	19.149	22.734	17.249	59.132	77.13	0.454	16:56:08.307
9 -	19.354	22.758	16.950	59.062	77.22	0.384	16:57:07.369
10 -	19.376	22.725	17.143	59.244	76.98	0.566	16:58:06.613
11 -	19.734	22.942	16.939	59.615	76.50	0.937	16:59:06.228
12 -	19.046	22.704	16.928	58.678 (1)	77.73		17:00:04.906
13 -	19.579	22.694	17.249	59.522	76.62	0.844	17:01:04.428
14 -	19.424	22.997	17.128	59.549	76.59	0.871	17:02:03.977

# Milltek Sport Civic Cup

## RACE 22 - SECTOR ANALYSIS



SECTOR 1 = FL to I1, SECTOR 2 = I1 to I2, SECTOR 3 = I2 to FL, DIFF = Difference To Personal Best Lap, P = Crossed Finish Line in Pit Lane, D = Time Disallowed

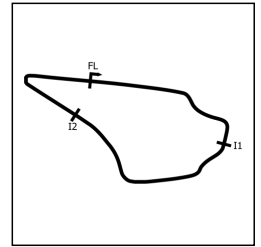
P16 24		Tommy KNIGHT		Honda Civic EP3			
IDEAL LAP TIME : 58.835		BEST LAP TIME : 58.946		DIFFERENCE : 0.111			
LAP	SECTOR 1	SECTOR 2	SECTOR 3	LAP TIME	MPH	DIFF	TIME OF DAY
1 -		23.340	24.112	1:14.272	61.41	15.326	16:47:11.218
2 -	40.636	54.109	34.086	2:08.831	35.40	1:09.885	16:49:20.049
3 -	55.921	36.527	17.568	1:50.016	41.45	51.070	16:51:10.065
4 -	19.556	23.067	17.053	59.676	76.43	0.730	16:52:09.741
5 -	19.155	22.779	17.080	59.014 (2)	77.28	0.068	16:53:08.755
6 -	19.089	22.966	17.104	59.159	77.09	0.213	16:54:07.914
7 -	19.006	22.937	17.108	59.051 (3)	77.24	0.105	16:55:06.965
8 -	19.155	22.816	17.237	59.208	77.03	0.262	16:56:06.173
9 -	19.175	22.903	17.240	59.318	76.89	0.372	16:57:05.491
10 -	19.003	22.805	17.138	58.946 (1)	77.37		16:58:04.437
11 -	19.792	22.979	17.339	1:00.110	75.87	1.164	16:59:04.547
12 -	19.300	22.816	17.179	59.295	76.92	0.349	17:00:03.842
13 -	19.256	22.847	17.245	59.348	76.85	0.402	17:01:03.190
14 -	19.378	23.056	17.228	59.662	76.44	0.716	17:02:02.852

P17 76		Simon WELCH		Honda Civic EP3			
IDEAL LAP TIME : 59.259		BEST LAP TIME : 59.324		DIFFERENCE : 0.065			
LAP	SECTOR 1	SECTOR 2	SECTOR 3	LAP TIME	MPH	DIFF	TIME OF DAY
1 -		24.243	26.282	1:18.617	58.01	19.293	16:47:15.563
2 -	39.935	55.059	33.390	2:08.384	35.52	1:09.060	16:49:23.947
3 -	55.964	35.064	17.417	1:48.445	42.05	49.121	16:51:12.392
4 -	19.656	22.930	17.076	59.662 (2)	76.44	0.338	16:52:12.054
5 -	20.409	23.272	16.961	1:00.642	75.21	1.318	16:53:12.696
6 -	19.368	23.803	17.094	1:00.265	75.68	0.941	16:54:12.961
7 -	19.376	22.967	16.981	59.324 (1)	76.88		16:55:12.285
8 -	19.548	23.247	17.074	59.869	76.18	0.545	16:56:12.154
9 -	19.699	23.082	17.174	59.955	76.07	0.631	16:57:12.109
10 -	19.958	22.985	17.132	1:00.075	75.92	0.751	16:58:12.184
11 -	19.462	23.050	17.177	59.689 (3)	76.41	0.365	16:59:11.873
12 -	19.391	23.177	17.145	59.713	76.38	0.389	17:00:11.586
13 -	19.380	23.407	17.035	59.822	76.24	0.498	17:01:11.408
14 -	19.477	23.159	17.241	59.877	76.17	0.553	17:02:11.285

P18 74		Anthony GANNON		Honda Civic EP3			
IDEAL LAP TIME : 59.360		BEST LAP TIME : 59.688		DIFFERENCE : 0.328			
LAP	SECTOR 1	SECTOR 2	SECTOR 3	LAP TIME	MPH	DIFF	TIME OF DAY
1 -		25.192	29.959	1:24.475	53.99	24.787	16:47:21.421
2 -	38.407	56.126	32.499	2:07.032	35.90	1:07.344	16:49:28.453
3 -	55.045	34.838	17.703	1:47.586	42.39	47.898	16:51:16.039
4 -	19.970	23.350	17.375	1:00.695	75.14	1.007	16:52:16.734
5 -	19.518	22.985	17.328	59.831	76.23	0.143	16:53:16.565
6 -	19.572	23.233	17.714	1:00.519	75.36	0.831	16:54:17.084
7 -	19.505	22.890	17.293	59.688 (1)	76.41		16:55:16.772
8 -	19.539	23.035	17.377	59.951	76.08	0.263	16:56:16.723
9 -	19.582	23.049	17.109	59.740 (3)	76.34	0.052	16:57:16.463
10 -	19.578	23.200	17.236	1:00.014	76.00	0.326	16:58:16.477
11 -	19.476	23.210	17.662	1:00.348	75.58	0.660	16:59:16.825
12 -	19.361	22.891	17.448	59.700 (2)	76.40	0.012	17:00:16.525
13 -	19.426	23.025	17.424	59.875	76.17	0.187	17:01:16.400
14 -	19.561	23.276	17.378	1:00.215	75.74	0.527	17:02:16.615

# Milltek Sport Civic Cup

## RACE 22 - SECTOR ANALYSIS



SECTOR 1 = FL to I1, SECTOR 2 = I1 to I2, SECTOR 3 = I2 to FL, DIFF = Difference To Personal Best Lap, P = Crossed Finish Line in Pit Lane, D = Time Disallowed

P19 727		Jackson WHITE		Honda Civic EP3			
IDEAL LAP TIME : 59.767		BEST LAP TIME : 1:00.007		DIFFERENCE : 0.240			
LAP	SECTOR 1	SECTOR 2	SECTOR 3	LAP TIME	MPH	DIFF	TIME OF DAY
1 -		24.682	29.499	1:23.252	54.78	23.245	16:47:20.198
2 -	38.978	55.898	32.492	2:07.368	35.81	1:07.361	16:49:27.566
3 -	54.968	34.840	17.809	1:47.617	42.38	47.610	16:51:15.183
4 -	20.965	23.630	17.201	1:01.796	73.80	1.789	16:52:16.979
5 -	19.857	23.476	17.354	1:00.687	75.15	0.680	16:53:17.666
6 -	19.627	23.611	17.149	1:00.387	75.53	0.380	16:54:18.053
7 -	19.791	23.415	17.174	1:00.380	75.54	0.373	16:55:18.433
8 -	19.878	23.004	17.533	1:00.415	75.49	0.408	16:56:18.848
9 -	19.915	23.330	17.485	1:00.730	75.10	0.723	16:57:19.578
10 -	20.387	23.234	17.466	1:01.087	74.66	1.080	16:58:20.665
11 -	20.821	23.029	17.265	1:01.115	74.63	1.108	16:59:21.780
12 -	19.614	23.138	17.255	1:00.007 (1)	76.00		17:00:21.787
13 -	19.623	23.163	17.433	1:00.219 (2)	75.74	0.212	17:01:22.006
14 -	19.692	23.165	17.450	1:00.307 (3)	75.63	0.300	17:02:22.313

P20 495		Mark HUGHES		Honda Civic FN2			
IDEAL LAP TIME : 59.903		BEST LAP TIME : 1:00.026		DIFFERENCE : 0.123			
LAP	SECTOR 1	SECTOR 2	SECTOR 3	LAP TIME	MPH	DIFF	TIME OF DAY
1 -		24.336	28.519	1:21.656	55.85	21.630	16:47:18.602
2 -	39.601	55.541	32.731	2:07.873	35.66	1:07.847	16:49:26.475
3 -	55.117	34.769	17.764	1:47.650	42.36	47.624	16:51:14.125
4 -	19.663	23.481	17.354	1:00.498 (3)	75.39	0.472	16:52:14.623
5 -	20.065	23.858	17.332	1:01.255	74.46	1.229	16:53:15.878
6 -	19.683	23.444	18.364	1:01.491	74.17	1.465	16:54:17.369
7 -	19.746	23.554	17.370	1:00.670	75.17	0.644	16:55:18.039
8 -	19.613	23.331	17.754	1:00.698	75.14	0.672	16:56:18.737
9 -	19.618	23.463	17.714	1:00.795	75.02	0.769	16:57:19.532
10 -	20.049	23.395	17.559	1:01.003	74.76	0.977	16:58:20.535
11 -	20.188	23.379	17.398	1:00.965	74.81	0.939	16:59:21.500
12 -	19.416	23.261	17.349	1:00.026 (1)	75.98		17:00:21.526
13 -	19.525	23.282	18.196	1:01.003	74.76	0.977	17:01:22.529
14 -	19.608	23.296	17.226	1:00.130 (2)	75.85	0.104	17:02:22.659

P21 43		Jack HARDING		Honda Civic EP3			
IDEAL LAP TIME : 58.080		BEST LAP TIME : 58.162		DIFFERENCE : 0.082			
LAP	SECTOR 1	SECTOR 2	SECTOR 3	LAP TIME	MPH	DIFF	TIME OF DAY
1 -		22.939	21.956	1:08.468	66.61	10.306	16:47:05.414
2 -	41.644	52.340	35.622	2:09.606	35.19	1:11.444	16:49:15.020
3 -	55.448	38.121	17.264	1:50.833 (3)	41.15	52.671	16:51:05.853
4 -	18.957	22.484	16.721	58.162 (1)	78.42		16:52:04.015
5 -	18.875	23.161	19.538	1:01.574 (2)	74.07	3.412	16:53:05.589

# Milltek Sport Civic Cup

## RACE 22 - BEST SECTORS

SECTOR 1			SECTOR 2			SECTOR 3			IDEAL / BEST COMPARISON						
POS	NO	NAME	TIME	NO	NAME	TIME	NO	NAME	TIME	POS	NO	NAME	IDEAL	BEST	DIFF
													<b>PERFECT LAP</b>	<b>57.108</b>	
1	29	THACKERAY	18.589	62	MCGILL	22.032	14	BENSLEY	16.487	1	62	MCGILL	57.299	57.494	0.195
2	62	MCGILL	18.607	29	THACKERAY	22.148	45	CAMP	16.575	2	14	BENSLEY	57.331	57.415	0.084
3	45	CAMP	18.658	14	BENSLEY	22.160	33	EDMUNDSON	16.654	3	29	THACKERAY	57.393	57.538	0.145
4	14	BENSLEY	18.684	45	CAMP	22.227	29	THACKERAY	16.656	4	45	CAMP	57.460	57.652	0.192
5	42	REDFORD	18.684	33	EDMUNDSON	22.235	62	MCGILL	16.660	5	33	EDMUNDSON	57.589	57.699	0.110
6	33	EDMUNDSON	18.700	4	KIRKPATRICK	22.252	54	CATON	16.692	6	4	KIRKPATRICK	57.728	57.815	0.087
7	4	KIRKPATRICK	18.719	54	CATON	22.314	43	HARDING	16.721	7	42	REDFORD	57.765	57.830	0.065
8	54	CATON	18.842	42	REDFORD	22.358	42	REDFORD	16.723	8	54	CATON	57.848	58.036	0.188
9	73	MACDONALD	18.844	98	BRENNAN	22.423	4	KIRKPATRICK	16.757	9	43	HARDING	58.080	58.162	0.082
10	97	KITE	18.848	97	KITE	22.450	80	WHEATLEY	16.785	10	97	KITE	58.136	58.311	0.175
11	43	HARDING	18.875	73	MACDONALD	22.451	97	KITE	16.838	11	73	MACDONALD	58.194	58.216	0.022
12	98	BRENNAN	18.954	70	HILLMAN	22.466	70	HILLMAN	16.867	12	98	BRENNAN	58.262	58.589	0.327
13	70	HILLMAN	18.965	43	HARDING	22.484	98	BRENNAN	16.885	13	70	HILLMAN	58.298	58.391	0.093
14	77	CHAPMAN	18.978	66	MARSHALL	22.569	73	MACDONALD	16.899	14	80	WHEATLEY	58.525	58.678	0.153
15	66	MARSHALL	18.984	77	CHAPMAN	22.693	77	CHAPMAN	16.915	15	66	MARSHALL	58.582	58.638	0.056
16	24	KNIGHT	19.003	80	WHEATLEY	22.694	76	WELCH	16.961	16	77	CHAPMAN	58.586	58.808	0.222
17	80	WHEATLEY	19.046	24	KNIGHT	22.779	66	MARSHALL	17.029	17	24	KNIGHT	58.835	58.946	0.111
18	74	GANNON	19.361	74	GANNON	22.890	24	KNIGHT	17.053	18	76	WELCH	59.259	59.324	0.065
19	76	WELCH	19.368	76	WELCH	22.930	74	GANNON	17.109	19	74	GANNON	59.360	59.688	0.328
20	495	HUGHES	19.416	727	WHITE	23.004	727	WHITE	17.149	20	727	WHITE	59.767	1:00.007	0.240
21	727	WHITE	19.614	495	HUGHES	23.261	495	HUGHES	17.226	21	495	HUGHES	59.903	1:00.026	0.123
22															

# Milltek Sport Civic Cup

## RACE 22 - STATISTICS

**Competitors Started** 21  
**Planned Start** 2023-07-23 @ 16:15:00.000  
**Actual Start** 2023-07-23 @ 16:45:56.945  
**Finish Time** 2023-07-23 @ 17:01:38.035  
**Track Length** 1.2669mi.  
**Total Laps** 285  
**Total Distance Covered** 361.0881mi.

### Session Fastest Lap History

NO	NAME	LAP TIME	TIME OF DAY	LAP	VEHICLE
33	Max EDMUNDSON	2:08.323	16:49:09.979	2	Honda Civic EP3
29	Dan THACKERAY	2:08.145	16:49:12.242	2	Honda Civic EP3
80	Andy WHEATLEY	2:08.115	16:49:25.012	2	Honda Civic EP3
495	Mark HUGHES	2:07.873	16:49:26.475	2	Honda Civic FN2
727	Jackson WHITE	2:07.368	16:49:27.566	2	Honda Civic EP3
74	Anthony GANNON	2:07.032	16:49:28.453	2	Honda Civic EP3
33	Max EDMUNDSON	1:52.185	16:51:02.164	3	Honda Civic EP3
45	Alistair CAMP	1:51.941	16:51:03.208	3	Honda Civic EP3
29	Dan THACKERAY	1:51.407	16:51:03.649	3	Honda Civic EP3
14	Ryan BENSLEY	1:51.325	16:51:05.410	3	Honda Civic EP3
43	Jack HARDING	1:50.833	16:51:05.853	3	Honda Civic EP3
54	Harvey CATON	1:50.536	16:51:06.339	3	Honda Civic EP3
4	Sam KIRKPATRICK	1:50.384	16:51:07.961	3	Honda Civic EP3
70	Owen HILLMAN	1:50.127	16:51:09.399	3	Honda Civic EP3
24	Tommy KNIGHT	1:50.016	16:51:10.065	3	Honda Civic EP3
66	Dave MARSHALL	1:49.541	16:51:10.410	3	Honda Civic FN2
77	Travis CHAPMAN	1:48.833	16:51:11.017	3	Honda Civic EP3
98	Jordan BRENNAN	1:48.547	16:51:11.801	3	Honda Civic EP3
76	Simon WELCH	1:48.445	16:51:12.392	3	Honda Civic EP3
80	Andy WHEATLEY	1:47.724	16:51:12.736	3	Honda Civic EP3
495	Mark HUGHES	1:47.650	16:51:14.125	3	Honda Civic FN2
727	Jackson WHITE	1:47.617	16:51:15.183	3	Honda Civic EP3
74	Anthony GANNON	1:47.586	16:51:16.039	3	Honda Civic EP3
42	Will REDFORD	1:46.275	16:51:16.152	3	Honda Civic EP3
33	Max EDMUNDSON	57.834	16:52:00.016	4	Honda Civic EP3
62	Liam MCGILL	57.723	16:52:02.506	4	Honda Civic EP3
14	Ryan BENSLEY	57.522	16:52:02.939	4	Honda Civic EP3
14	Ryan BENSLEY	57.415	16:53:00.354	5	Honda Civic EP3

### Session Leader History

NO	NAME	FROM LAP	LAPS LED	DISTANCE	VEHICLE
33	Max EDMUNDSON	1	14	17.73 miles	Honda Civic EP3

### Flag History

TYPE	TIME OF DAY
GREEN	16:45:56.945
SAFETY	16:46:43.376
GREEN	16:51:02.038
FINISH	17:01:38.035

### Flag Statistics

TYPE	COUNT	TOTAL LAPS	TOTAL TIME
Green	2	12	12:40.026
Red	0	0	0.000
Safety Car	1	2	4:18.662
FCY	0	0	0.000