



MILLTEK SPORT CIVIC CUP



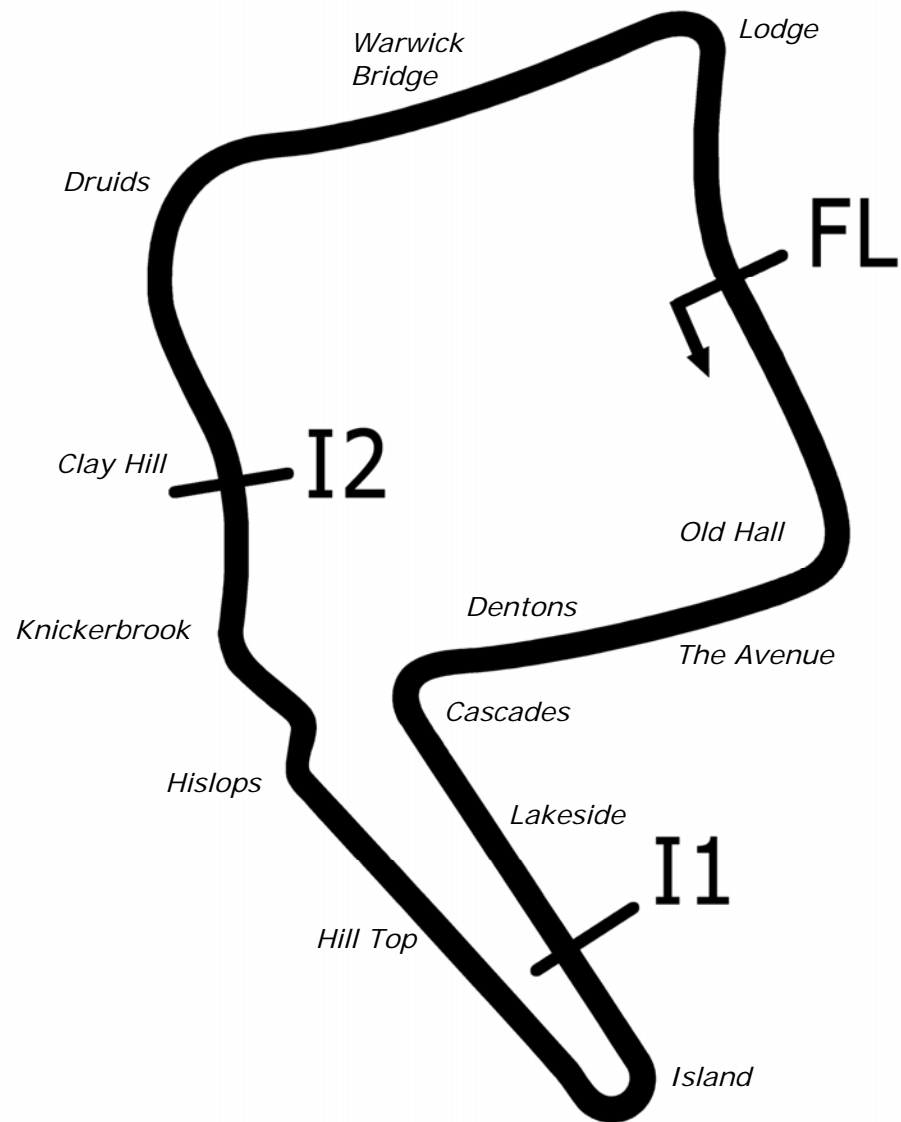
BRSCC Race Day
Oulton Park Island
10th June 2023



Timing & Results Provided by Timing Solutions Ltd

www.tsl-timing.com

Oulton Park Island



| | | | |
|--------------------|----------------------------------|------------|-----------|
| Length | 2.2260 miles | 3582.4 m | |
| FL | | 53.17997 N | 2.61294 W |
| I1 | 1163m | 53.17248 N | 2.61631 W |
| I2 | 2316m | 53.17830 N | 2.62040 W |
| Pit Entry | 3564m | 53.18011 N | 2.61306 W |
| Pit Exit | 180m after FL | 53.17836 N | 2.61232 W |
| Pit Entry-Pit Exit | 199m, 14.3s @50kph, 11.9s @60kph | | |

All results available at www.tsl-timing.com

TCR UK Oulton Park Race Day - Oulton Park Island - 10th June 2023

Milltek Sport Civic Cup

QUALIFYING - RACE 5 - CLASSIFICATION



| POS | NO | CL | PIC NAME | ENTRY | TIME | ON | LAPS | GAP | DIFF | MPH |
|-----|------|-----|-------------------|-----------------|----------|----|------|--------|-------|-------|
| 1 | 33 | CUP | 1 Max EDMUNDSON | Honda Civic EP3 | 1:35.547 | 3 | 8 | | | 83.87 |
| 2 | 26 | CUP | 2 Morgan BAILEY | Honda Civic EP3 | 1:35.787 | 4 | 8 | 0.240 | 0.240 | 83.66 |
| 3 | 45 | CUP | 3 Alistair CAMP | Honda Civic EP3 | 1:35.888 | 4 | 10 | 0.341 | 0.101 | 83.57 |
| 4 | 199 | CUP | 4 Louie CAPOZZOLI | Honda Civic EP3 | 1:35.979 | 3 | 6 | 0.432 | 0.091 | 83.49 |
| 5 | 42 | CUP | 5 Will REDFORD | Honda Civic EP3 | 1:36.021 | 3 | 8 | 0.474 | 0.042 | 83.45 |
| 6 | 29 | CUP | 6 Dan THACKERAY | Honda Civic EP3 | 1:36.046 | 6 | 9 | 0.499 | 0.025 | 83.43 |
| 7 | 54 | CUP | 7 Harvey CATON | Honda Civic EP3 | 1:36.071 | 4 | 9 | 0.524 | 0.025 | 83.41 |
| 8 | 43 | CUP | 8 Jack HARDING | Honda Civic EP3 | 1:36.074 | 4 | 9 | 0.527 | 0.003 | 83.41 |
| 9 | 38 | CUP | 9 Danny HOBSON | Honda Civic EP3 | 1:36.268 | 4 | 10 | 0.721 | 0.194 | 83.24 |
| 10 | 97 | CUP | 10 Alex KITE | Honda Civic EP3 | 1:36.347 | 3 | 9 | 0.800 | 0.079 | 83.17 |
| 11 | 14 | CUP | 11 Ryan BENSLEY | Honda Civic EP3 | 1:36.623 | 3 | 9 | 1.076 | 0.276 | 82.93 |
| 12 | 73* | CUP | 12 Dan MACDONALD | Honda Civic EP3 | 1:36.703 | 8 | 9 | 1.156 | 0.080 | 82.86 |
| 13 | 77 | CUP | 13 Travis CHAPMAN | Honda Civic EP3 | 1:36.965 | 4 | 8 | 1.418 | 0.262 | 82.64 |
| 14 | 51* | CUP | 14 David BUKY | Honda Civic EP3 | 1:37.192 | 8 | 8 | 1.645 | 0.227 | 82.45 |
| 15 | 46 | CUP | 15 Nick CHARLIER | Honda Civic EP3 | 1:37.288 | 8 | 9 | 1.741 | 0.096 | 82.36 |
| 16 | 19 | CUP | 16 Jack RUDELL | Honda Civic EP3 | 1:38.138 | 7 | 8 | 2.591 | 0.850 | 81.65 |
| 17 | 24 | CUP | 17 Tommy KNIGHT | Honda Civic EP3 | 1:38.205 | 8 | 10 | 2.658 | 0.067 | 81.60 |
| 18 | 80 | CUP | 18 Andy WHEATLEY | Honda Civic EP3 | 1:38.259 | 8 | 8 | 2.712 | 0.054 | 81.55 |
| 19 | 55 | CUP | 19 Chris COOMER | Honda Civic EP3 | 1:38.669 | 4 | 9 | 3.122 | 0.410 | 81.21 |
| 20 | 66 | CUP | 20 Dave MARSHALL | Honda Civic FN2 | 1:39.000 | 8 | 8 | 3.453 | 0.331 | 80.94 |
| 21 | 74 | CUP | 21 Anthony GANNON | Honda Civic EP3 | 1:40.347 | 5 | 9 | 4.800 | 1.347 | 79.85 |
| 22 | 76 | CUP | 22 Simon WELCH | Honda Civic EP3 | 1:40.401 | 7 | 9 | 4.854 | 0.054 | 79.81 |
| 23 | 119* | CUP | 23 Jeff ALDEN | Honda Civic FN2 | 1:40.702 | 8 | 8 | 5.155 | 0.301 | 79.57 |
| 24 | 727* | CUP | 24 Jackson WHITE | Honda Civic EP3 | 1:40.704 | 8 | 9 | 5.157 | 0.002 | 79.57 |
| 25 | 98 | CUP | 25 Jordan BRENNAN | Honda Civic EP3 | 1:48.209 | 3 | 6 | 12.662 | 7.505 | 74.05 |
| 26 | 70 | CUP | 26 Owen HILLMAN | Honda Civic EP3 | | | 3 | | | |

No. 51, 73, 119, 727 - 1 Lap time disallowed; exceeding track limits.

Weather / Track : Sunny / Dry

These results are provisional until the conclusion of any judicial and technical matters.

Oulton Park Island: 2.2260 miles
Date: 10/06/2023 Start: 10:06 Finish: 10:21

| | | |
|----------------------------------|------------|--------------------------|
| Clerk Of Course : Andrew Roberts | Stewards : | Timekeeper : Sarah Evans |
|----------------------------------|------------|--------------------------|

Results can be found at www.tsl-timing.com

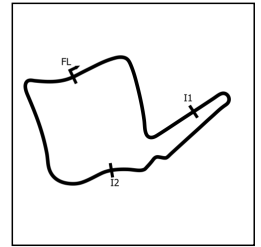
Printed - 10:25 Saturday, 10 June 2023



TCR UK Oulton Park Race Day - Oulton Park Island - 10th June 2023

Milltek Sport Civic Cup

QUALIFYING - RACE 5 - SECTOR ANALYSIS



SECTOR 1 = FL to I1, SECTOR 2 = I1 to I2, SECTOR 3 = I2 to FL, DIFF = Difference To Personal Best Lap, P = Crossed Finish Line in Pit Lane, D = Time Disallowed

| P1 33 CUP | | Max EDMUNDSON | | Honda Civic EP3 | | | |
|---------------------------|---------------|--------------------------|---------------|---------------------|--------------|--------|---------------------|
| IDEAL LAP TIME : 1:35.541 | | BEST LAP TIME : 1:35.547 | | DIFFERENCE : 0.006 | | | |
| LAP | SECTOR 1 | SECTOR 2 | SECTOR 3 | LAP TIME | MPH | DIFF | TIME OF DAY |
| 1 - | OUTLAP | 38.539 | 33.085 | | | | 10:08:11.981 |
| 2 - | 28.410 | 36.442 | 31.325 | 1:36.177 (3) | 83.32 | 0.630 | 10:09:48.158 |
| 3 - | 28.211 | 36.144 | 31.192 | 1:35.547 (1) | 83.87 | | 10:11:23.705 |
| 4 - | 28.205 | 36.236 | 31.220 | 1:35.661 (2) | 83.77 | 0.114 | 10:12:59.366 |
| 5 - | 30.542 | 39.017 | 32.810 | 1:42.369 | 78.28 | 6.822 | 10:14:41.735 |
| 6 - | 32.002 | 40.264 | 36.601 | 1:48.867 | 73.60 | 13.320 | 10:16:30.602 |
| 7 - | 28.457 | 42.220 | 38.439 | 1:49.116 | 73.44 | 13.569 | 10:18:19.718 |
| 8 - | 35.328 | 40.728 | IN PIT | 1:56.389 P | 68.85 | 20.842 | 10:20:16.107 |

| P2 26 CUP | | Morgan BAILEY | | Honda Civic EP3 | | | |
|---------------------------|---------------|--------------------------|---------------|---------------------|--------------|----------|---------------------|
| IDEAL LAP TIME : 1:35.565 | | BEST LAP TIME : 1:35.787 | | DIFFERENCE : 0.222 | | | |
| LAP | SECTOR 1 | SECTOR 2 | SECTOR 3 | LAP TIME | MPH | DIFF | TIME OF DAY |
| 1 - | | 39.137 | 32.255 | | | | 10:08:08.442 |
| 2 - | 28.750 | 36.772 | 31.249 | 1:36.771 | 82.80 | 0.984 | 10:09:45.213 |
| 3 - | 28.517 | 36.528 | 31.343 | 1:36.388 (2) | 83.13 | 0.601 | 10:11:21.601 |
| 4 - | 28.271 | 36.124 | 31.392 | 1:35.787 (1) | 83.66 | | 10:12:57.388 |
| 5 - | 28.192 | 36.518 | IN PIT | 1:44.446 P | 76.72 | 8.659 | 10:14:41.834 |
| 6 - | OUTLAP | 37.165 | 33.562 | 2:46.919 | 48.00 | 1:11.132 | 10:17:28.753 |
| 7 - | 28.229 | 36.529 | 31.697 | 1:36.455 | 83.08 | 0.668 | 10:19:05.208 |
| 8 - | 28.277 | 36.515 | 31.659 | 1:36.451 (3) | 83.08 | 0.664 | 10:20:41.659 |

| P3 45 CUP | | Alistair CAMP | | Honda Civic EP3 | | | |
|---------------------------|---------------|--------------------------|---------------|---------------------|--------------|-------|---------------------|
| IDEAL LAP TIME : 1:35.451 | | BEST LAP TIME : 1:35.888 | | DIFFERENCE : 0.437 | | | |
| LAP | SECTOR 1 | SECTOR 2 | SECTOR 3 | LAP TIME | MPH | DIFF | TIME OF DAY |
| 1 - | OUTLAP | 41.284 | 38.403 | | | | 10:08:31.179 |
| 2 - | 28.858 | 36.485 | 31.665 | 1:37.008 | 82.60 | 1.120 | 10:10:08.187 |
| 3 - | 28.221 | 36.586 | 31.189 | 1:35.996 (2) | 83.47 | 0.108 | 10:11:44.183 |
| 4 - | 28.239 | 36.419 | 31.230 | 1:35.888 (1) | 83.57 | | 10:13:20.071 |
| 5 - | 27.969 | 37.280 | 31.892 | 1:37.141 | 82.49 | 1.253 | 10:14:57.212 |
| 6 - | 28.908 | 37.273 | 32.279 | 1:38.460 | 81.38 | 2.572 | 10:16:35.672 |
| 7 - | 28.350 | 36.293 | 31.528 | 1:36.171 | 83.32 | 0.283 | 10:18:11.843 |
| 8 - | 28.104 | 36.482 | 31.541 | 1:36.127 | 83.36 | 0.239 | 10:19:47.970 |
| 9 - | 28.102 | 36.577 | 31.381 | 1:36.060 (3) | 83.42 | 0.172 | 10:21:24.030 |
| 10 - | 28.428 | 37.295 | 31.888 | 1:37.611 | 82.09 | 1.723 | 10:23:01.641 |

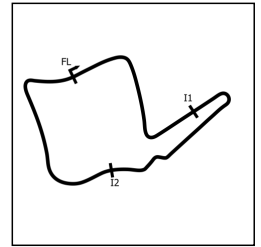
| P4 199 CUP | | Louie CAPOZZOLI | | Honda Civic EP3 | | | |
|---------------------------|---------------|--------------------------|---------------|---------------------|--------------|--------|---------------------|
| IDEAL LAP TIME : 1:35.900 | | BEST LAP TIME : 1:35.979 | | DIFFERENCE : 0.079 | | | |
| LAP | SECTOR 1 | SECTOR 2 | SECTOR 3 | LAP TIME | MPH | DIFF | TIME OF DAY |
| 1 - | OUTLAP | 41.678 | 33.609 | | | | 10:08:18.484 |
| 2 - | 29.052 | 36.750 | 33.431 | 1:39.233 (2) | 80.75 | 3.254 | 10:09:57.717 |
| 3 - | 28.357 | 36.468 | 31.154 | 1:35.979 (1) | 83.49 | | 10:11:33.696 |
| 4 - | 28.278 | 40.168 | 36.554 | 1:45.000 | 76.32 | 9.021 | 10:13:18.696 |
| 5 - | 28.526 | 39.012 | 35.731 | 1:43.269 (3) | 77.59 | 7.290 | 10:15:01.965 |
| 6 - | 28.349 | 36.563 | IN PIT | 2:28.310 P | 54.03 | 52.331 | 10:17:30.275 |

| P5 42 CUP | | Will REDFORD | | Honda Civic EP3 | | | |
|---------------------------|---------------|--------------------------|---------------|---------------------|--------------|----------|---------------------|
| IDEAL LAP TIME : 1:35.997 | | BEST LAP TIME : 1:36.021 | | DIFFERENCE : 0.024 | | | |
| LAP | SECTOR 1 | SECTOR 2 | SECTOR 3 | LAP TIME | MPH | DIFF | TIME OF DAY |
| 1 - | OUTLAP | 39.976 | 35.893 | | | | 10:08:40.100 |
| 2 - | 28.461 | 36.858 | 32.377 | 1:37.696 | 82.02 | 1.675 | 10:10:17.796 |
| 3 - | 27.897 | 36.766 | 31.358 | 1:36.021 (1) | 83.45 | | 10:11:53.817 |
| 4 - | 28.240 | 41.009 | 33.130 | 1:42.379 | 78.27 | 6.358 | 10:13:36.196 |
| 5 - | 28.133 | 36.891 | IN PIT | 1:40.694 P | 79.58 | 4.673 | 10:15:16.890 |
| 6 - | OUTLAP | 38.282 | 32.498 | 2:49.312 | 47.33 | 1:13.291 | 10:18:06.202 |
| 7 - | 28.204 | 36.742 | 31.633 | 1:36.579 (2) | 82.97 | 0.558 | 10:19:42.781 |
| 8 - | 28.355 | 36.991 | 31.830 | 1:37.176 (3) | 82.46 | 1.155 | 10:21:19.957 |

TCR UK Oulton Park Race Day - Oulton Park Island - 10th June 2023

Milltek Sport Civic Cup

QUALIFYING - RACE 5 - SECTOR ANALYSIS



SECTOR 1 = FL to I1, SECTOR 2 = I1 to I2, SECTOR 3 = I2 to FL, DIFF = Difference To Personal Best Lap, P = Crossed Finish Line in Pit Lane, D = Time Disallowed

| P6 29 CUP Dan THACKERAY | | Honda Civic EP3 | | | | | |
|--------------------------------|---------------|--------------------------|---------------|---------------------|--------------|-------|---------------------|
| IDEAL LAP TIME : 1:35.818 | | BEST LAP TIME : 1:36.046 | | DIFFERENCE : 0.228 | | | |
| LAP | SECTOR 1 | SECTOR 2 | SECTOR 3 | LAP TIME | MPH | DIFF | TIME OF DAY |
| 1 - | OUTLAP | 42.335 | 36.793 | | | | 10:08:33.064 |
| 2 - | 28.947 | 36.985 | 31.683 | 1:37.615 | 82.09 | 1.569 | 10:10:10.679 |
| 3 - | 28.951 | 36.961 | 31.584 | 1:37.496 | 82.19 | 1.450 | 10:11:48.175 |
| 4 - | 28.391 | 36.583 | 31.299 | 1:36.273 (3) | 83.23 | 0.227 | 10:13:24.448 |
| 5 - | 30.672 | 38.130 | 32.175 | 1:40.977 | 79.36 | 4.931 | 10:15:05.425 |
| 6 - | 28.168 | 36.492 | 31.386 | 1:36.046 (1) | 83.43 | | 10:16:41.471 |
| 7 - | 29.570 | 38.901 | 32.709 | 1:41.180 | 79.20 | 5.134 | 10:18:22.651 |
| 8 - | 28.324 | 36.351 | 31.388 | 1:36.063 (2) | 83.42 | 0.017 | 10:19:58.714 |
| 9 - | 28.263 | 38.706 | 32.691 | 1:39.660 | 80.40 | 3.614 | 10:21:38.374 |

| P7 54 CUP Harvey CATON | | Honda Civic EP3 | | | | | |
|-------------------------------|---------------|--------------------------|---------------|---------------------|--------------|----------|---------------------|
| IDEAL LAP TIME : 1:36.057 | | BEST LAP TIME : 1:36.071 | | DIFFERENCE : 0.014 | | | |
| LAP | SECTOR 1 | SECTOR 2 | SECTOR 3 | LAP TIME | MPH | DIFF | TIME OF DAY |
| 1 - | | 39.118 | 32.320 | | | | 10:08:07.714 |
| 2 - | 29.029 | 36.467 | 31.729 | 1:37.225 | 82.42 | 1.154 | 10:09:44.939 |
| 3 - | 29.353 | 36.644 | 31.482 | 1:37.479 | 82.20 | 1.408 | 10:11:22.418 |
| 4 - | 28.270 | 36.463 | 31.338 | 1:36.071 (1) | 83.41 | | 10:12:58.489 |
| 5 - | 28.323 | 36.601 | 31.507 | 1:36.431 (2) | 83.10 | 0.360 | 10:14:34.920 |
| 6 - | 28.502 | 36.670 | IN PIT | 1:45.352 P | 76.06 | 9.281 | 10:16:20.272 |
| 7 - | OUTLAP | 36.832 | 31.509 | 2:49.150 | 47.37 | 1:13.079 | 10:19:09.422 |
| 8 - | 28.343 | 36.449 | 31.900 | 1:36.692 (3) | 82.87 | 0.621 | 10:20:46.114 |
| 9 - | 34.426 | 46.341 | 32.910 | 1:53.677 | 70.49 | 17.606 | 10:22:39.791 |

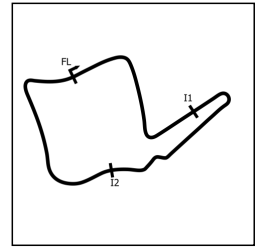
| P8 43 CUP Jack HARDING | | Honda Civic EP3 | | | | | |
|-------------------------------|---------------|--------------------------|---------------|---------------------|--------------|-------|---------------------|
| IDEAL LAP TIME : 1:35.967 | | BEST LAP TIME : 1:36.074 | | DIFFERENCE : 0.107 | | | |
| LAP | SECTOR 1 | SECTOR 2 | SECTOR 3 | LAP TIME | MPH | DIFF | TIME OF DAY |
| 1 - | OUTLAP | 39.091 | 32.675 | | | | 10:08:10.815 |
| 2 - | 28.810 | 36.715 | 33.710 | 1:39.235 | 80.75 | 3.161 | 10:09:50.050 |
| 3 - | 28.335 | 36.449 | 31.405 | 1:36.189 (2) | 83.31 | 0.115 | 10:11:26.239 |
| 4 - | 28.205 | 36.357 | 31.512 | 1:36.074 (1) | 83.41 | | 10:13:02.313 |
| 5 - | 30.929 | 39.115 | 32.389 | 1:42.433 | 78.23 | 6.359 | 10:14:44.746 |
| 6 - | 28.493 | 37.941 | 31.775 | 1:38.209 | 81.59 | 2.135 | 10:16:22.955 |
| 7 - | 28.706 | 37.567 | 32.006 | 1:38.279 | 81.53 | 2.205 | 10:18:01.234 |
| 8 - | 28.351 | 36.410 | 32.453 | 1:37.214 (3) | 82.43 | 1.140 | 10:19:38.448 |
| 9 - | 28.319 | 36.658 | IN PIT | 1:41.884 P | 78.65 | 5.810 | 10:21:20.332 |

| P9 38 CUP Danny HOBSON | | Honda Civic EP3 | | | | | |
|-------------------------------|---------------|--------------------------|---------------|---------------------|--------------|-------|---------------------|
| IDEAL LAP TIME : 1:35.972 | | BEST LAP TIME : 1:36.268 | | DIFFERENCE : 0.296 | | | |
| LAP | SECTOR 1 | SECTOR 2 | SECTOR 3 | LAP TIME | MPH | DIFF | TIME OF DAY |
| 1 - | OUTLAP | 39.301 | 33.125 | | | | 10:08:14.217 |
| 2 - | 29.075 | 36.979 | 31.656 | 1:37.710 | 82.01 | 1.442 | 10:09:51.927 |
| 3 - | 28.896 | 36.734 | 31.693 | 1:37.323 | 82.34 | 1.055 | 10:11:29.250 |
| 4 - | 28.556 | 36.366 | 31.346 | 1:36.268 (1) | 83.24 | | 10:13:05.518 |
| 5 - | 29.949 | 40.346 | 32.913 | 1:43.208 | 77.64 | 6.940 | 10:14:48.726 |
| 6 - | 29.693 | 37.548 | 31.683 | 1:38.924 | 81.00 | 2.656 | 10:16:27.650 |
| 7 - | 28.635 | 36.731 | 32.233 | 1:37.599 | 82.10 | 1.331 | 10:18:05.249 |
| 8 - | 28.647 | 37.572 | 32.280 | 1:38.499 | 81.35 | 2.231 | 10:19:43.748 |
| 9 - | 28.300 | 36.753 | 31.786 | 1:36.839 (3) | 82.75 | 0.571 | 10:21:20.587 |
| 10 - | 28.260 | 36.781 | 31.627 | 1:36.668 (2) | 82.89 | 0.400 | 10:22:57.255 |

TCR UK Oulton Park Race Day - Oulton Park Island - 10th June 2023

Milltek Sport Civic Cup

QUALIFYING - RACE 5 - SECTOR ANALYSIS



SECTOR 1 = FL to I1, SECTOR 2 = I1 to I2, SECTOR 3 = I2 to FL, DIFF = Difference To Personal Best Lap, P = Crossed Finish Line in Pit Lane, D = Time Disallowed

| P10 97 CUP Alex KITE | | | Honda Civic EP3 | | | | |
|---------------------------|---------------|--------------------------|-----------------|---------------------|--------------|--------|---------------------|
| IDEAL LAP TIME : 1:36.347 | | BEST LAP TIME : 1:36.347 | | DIFFERENCE : 0.000 | | | |
| LAP | SECTOR 1 | SECTOR 2 | SECTOR 3 | LAP TIME | MPH | DIFF | TIME OF DAY |
| 1 - | OUTLAP | 41.500 | 33.763 | | | | 10:08:37.294 |
| 2 - | 28.712 | 37.617 | 32.418 | 1:38.747 | 81.15 | 2.400 | 10:10:16.041 |
| 3 - | 28.382 | 36.408 | 31.557 | 1:36.347 (1) | 83.17 | | 10:11:52.388 |
| 4 - | 28.515 | 36.657 | 31.591 | 1:36.763 (2) | 82.81 | 0.416 | 10:13:29.151 |
| 5 - | 28.547 | 37.101 | 31.655 | 1:37.303 | 82.35 | 0.956 | 10:15:06.454 |
| 6 - | 30.291 | 37.416 | IN PIT | 1:44.593 P | 76.61 | 8.246 | 10:16:51.047 |
| 7 - | OUTLAP | 37.058 | 31.668 | 2:22.648 | 56.17 | 46.301 | 10:19:13.695 |
| 8 - | 28.452 | 36.977 | 31.765 | 1:37.194 (3) | 82.44 | 0.847 | 10:20:50.889 |
| 9 - | 31.043 | 41.473 | 34.685 | 1:47.201 | 74.75 | 10.854 | 10:22:38.090 |

| P11 14 CUP Ryan BENSLEY | | | Honda Civic EP3 | | | | |
|---------------------------|---------------|--------------------------|-----------------|---------------------|--------------|-------|---------------------|
| IDEAL LAP TIME : 1:36.328 | | BEST LAP TIME : 1:36.623 | | DIFFERENCE : 0.295 | | | |
| LAP | SECTOR 1 | SECTOR 2 | SECTOR 3 | LAP TIME | MPH | DIFF | TIME OF DAY |
| 1 - | OUTLAP | 40.882 | 36.694 | | | | 10:08:35.557 |
| 2 - | 28.997 | 36.645 | 31.667 | 1:37.309 | 82.35 | 0.686 | 10:10:12.866 |
| 3 - | 28.612 | 36.435 | 31.576 | 1:36.623 (1) | 82.93 | | 10:11:49.489 |
| 4 - | 28.506 | 36.601 | 31.582 | 1:36.689 (3) | 82.88 | 0.066 | 10:13:26.178 |
| 5 - | 28.575 | 36.673 | 31.723 | 1:36.971 | 82.63 | 0.348 | 10:15:03.149 |
| 6 - | 28.639 | 37.120 | 32.166 | 1:37.925 | 81.83 | 1.302 | 10:16:41.074 |
| 7 - | 28.476 | 36.965 | 34.073 | 1:39.514 | 80.52 | 2.891 | 10:18:20.588 |
| 8 - | 28.402 | 36.634 | 31.707 | 1:36.743 | 82.83 | 0.120 | 10:19:57.331 |
| 9 - | 28.317 | 36.701 | 31.631 | 1:36.649 (2) | 82.91 | 0.026 | 10:21:33.980 |

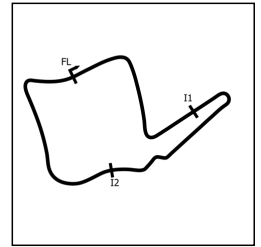
| P12 73 CUP Dan MACDONALD | | | Honda Civic EP3 | | | | |
|---------------------------|---------------|--------------------------|-----------------|-----------------------|--------------|-------|---------------------|
| IDEAL LAP TIME : 1:36.628 | | BEST LAP TIME : 1:36.703 | | DIFFERENCE : 0.075 | | | |
| LAP | SECTOR 1 | SECTOR 2 | SECTOR 3 | LAP TIME | MPH | DIFF | TIME OF DAY |
| 1 - | OUTLAP | 42.480 | 32.785 | | | | 10:08:20.856 |
| 2 - | 29.590 | 37.477 | 31.796 | 1:38.863 | 81.05 | 2.160 | 10:09:59.719 |
| 3 - | 28.998 | 37.137 | 32.784 | 1:38.919 | 81.01 | 2.216 | 10:11:38.638 |
| 4 - | 28.866 | 37.202 | 31.767 | 1:37.835 (2) | 81.90 | 1.132 | 10:13:16.473 |
| 5 - | 30.127 | 39.563 | 32.167 | 1:41.857 | 78.67 | 5.154 | 10:14:58.330 |
| 6 - | 28.970 | 37.185 | 32.256 | 1:38.411 (3) | 81.42 | 1.708 | 10:16:36.741 |
| 7 - | 28.513 | 36.625 | 31.800 | 1:36.938 D | 82.66 | 0.235 | 10:18:13.679 |
| 8 - | 28.467 | 36.700 | 31.536 | 1:36.703 (1) | 82.86 | | 10:19:50.382 |
| 9 - | 28.803 | 37.338 | 32.506 | 1:38.647 | 81.23 | 1.944 | 10:21:29.029 |

| P13 77 CUP Travis CHAPMAN | | | Honda Civic EP3 | | | | |
|---------------------------|---------------|--------------------------|-----------------|---------------------|--------------|----------|---------------------|
| IDEAL LAP TIME : 1:36.965 | | BEST LAP TIME : 1:36.965 | | DIFFERENCE : 0.000 | | | |
| LAP | SECTOR 1 | SECTOR 2 | SECTOR 3 | LAP TIME | MPH | DIFF | TIME OF DAY |
| 1 - | OUTLAP | 39.037 | 35.875 | | | | 10:08:40.801 |
| 2 - | 28.400 | 37.157 | 32.304 | 1:37.861 | 81.88 | 0.896 | 10:10:18.662 |
| 3 - | 28.922 | 37.058 | 31.828 | 1:37.808 | 81.93 | 0.843 | 10:11:56.470 |
| 4 - | 28.200 | 37.027 | 31.738 | 1:36.965 (1) | 82.64 | | 10:13:33.435 |
| 5 - | 28.258 | 38.127 | IN PIT | 1:41.697 P | 78.79 | 4.732 | 10:15:15.132 |
| 6 - | OUTLAP | 37.132 | 31.929 | 3:01.543 | 44.14 | 1:24.578 | 10:18:16.675 |
| 7 - | 28.456 | 37.048 | 31.873 | 1:37.377 (2) | 82.29 | 0.412 | 10:19:54.052 |
| 8 - | 28.493 | 37.264 | 31.807 | 1:37.564 (3) | 82.13 | 0.599 | 10:21:31.616 |

TCR UK Oulton Park Race Day - Oulton Park Island - 10th June 2023

Milltek Sport Civic Cup

QUALIFYING - RACE 5 - SECTOR ANALYSIS



SECTOR 1 = FL to I1, SECTOR 2 = I1 to I2, SECTOR 3 = I2 to FL, DIFF = Difference To Personal Best Lap, P = Crossed Finish Line in Pit Lane, D = Time Disallowed

| P14 51 CUP | | David BUKY | | Honda Civic EP3 | | | |
|---------------------------|---------------|--------------------------|---------------|---------------------|--------------|----------|---------------------|
| IDEAL LAP TIME : 1:36.919 | | BEST LAP TIME : 1:37.192 | | DIFFERENCE : 0.273 | | | |
| LAP | SECTOR 1 | SECTOR 2 | SECTOR 3 | LAP TIME | MPH | DIFF | TIME OF DAY |
| 1 - | OUTLAP | 40.851 | 36.833 | | | | 10:08:36.692 |
| 2 - | 29.111 | 37.454 | 33.264 | 1:39.829 | 80.27 | 2.637 | 10:10:16.521 |
| 3 - | 28.617 | 37.726 | 31.705 | 1:38.048 | 81.73 | 0.856 | 10:11:54.569 |
| 4 - | 28.143 | 37.413 | 32.017 | 1:37.573 (2) | 82.12 | 0.381 | 10:13:32.142 |
| 5 - | 28.267 | 40.629 | IN PIT | 1:45.698 D | 75.81 | 8.506 | 10:15:17.840 |
| 6 - | OUTLAP | 40.381 | 38.067 | 3:52.601 | 34.45 | 2:15.409 | 10:19:10.441 |
| 7 - | 28.615 | 37.299 | 31.787 | 1:37.701 (3) | 82.02 | 0.509 | 10:20:48.142 |
| 8 - | 28.096 | 37.572 | 31.524 | 1:37.192 (1) | 82.45 | | 10:22:25.334 |

| P15 46 CUP | | Nick CHARLIER | | Honda Civic EP3 | | | |
|---------------------------|---------------|--------------------------|---------------|---------------------|--------------|--------|---------------------|
| IDEAL LAP TIME : 1:37.101 | | BEST LAP TIME : 1:37.288 | | DIFFERENCE : 0.187 | | | |
| LAP | SECTOR 1 | SECTOR 2 | SECTOR 3 | LAP TIME | MPH | DIFF | TIME OF DAY |
| 1 - | OUTLAP | 39.371 | 34.110 | | | | 10:08:48.427 |
| 2 - | 29.928 | 37.485 | 36.113 | 1:43.526 | 77.40 | 6.238 | 10:10:31.953 |
| 3 - | 32.808 | 41.571 | 34.413 | 1:48.792 | 73.65 | 11.504 | 10:12:20.745 |
| 4 - | 29.595 | 37.436 | 32.200 | 1:39.231 | 80.75 | 1.943 | 10:13:59.976 |
| 5 - | 28.970 | 37.137 | 31.872 | 1:37.979 (2) | 81.78 | 0.691 | 10:15:37.955 |
| 6 - | 28.682 | 42.091 | 38.977 | 1:49.750 | 73.01 | 12.462 | 10:17:27.705 |
| 7 - | 29.164 | 37.671 | 32.187 | 1:39.022 (3) | 80.92 | 1.734 | 10:19:06.727 |
| 8 - | 28.453 | 36.776 | 32.059 | 1:37.288 (1) | 82.36 | | 10:20:44.015 |
| 9 - | 29.826 | 38.842 | 32.046 | 1:40.714 | 79.56 | 3.426 | 10:22:24.729 |

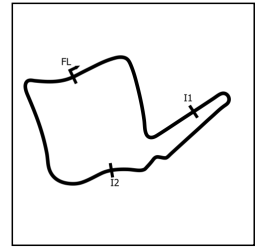
| P16 19 CUP | | Jack RUDELL | | Honda Civic EP3 | | | |
|---------------------------|---------------|--------------------------|---------------|---------------------|--------------|----------|---------------------|
| IDEAL LAP TIME : 1:38.054 | | BEST LAP TIME : 1:38.138 | | DIFFERENCE : 0.084 | | | |
| LAP | SECTOR 1 | SECTOR 2 | SECTOR 3 | LAP TIME | MPH | DIFF | TIME OF DAY |
| 1 - | OUTLAP | 41.796 | 35.789 | | | | 10:08:39.092 |
| 2 - | 29.737 | 38.433 | 33.059 | 1:41.229 | 79.16 | 3.091 | 10:10:20.321 |
| 3 - | 28.897 | 37.081 | 32.351 | 1:38.329 (2) | 81.49 | 0.191 | 10:11:58.650 |
| 4 - | 29.373 | 37.658 | IN PIT | 1:45.445 P | 75.99 | 7.307 | 10:13:44.095 |
| 5 - | OUTLAP | 37.020 | 33.094 | 3:01.111 | 44.24 | 1:22.973 | 10:16:45.206 |
| 6 - | 29.388 | 37.081 | 34.147 | 1:40.616 (3) | 79.64 | 2.478 | 10:18:25.822 |
| 7 - | 28.981 | 36.854 | 32.303 | 1:38.138 (1) | 81.65 | | 10:20:03.960 |
| 8 - | 29.436 | 39.634 | 33.719 | 1:42.789 | 77.96 | 4.651 | 10:21:46.749 |

| P17 24 CUP | | Tommy KNIGHT | | Honda Civic EP3 | | | |
|---------------------------|---------------|--------------------------|---------------|---------------------|--------------|-------|---------------------|
| IDEAL LAP TIME : 1:37.926 | | BEST LAP TIME : 1:38.205 | | DIFFERENCE : 0.279 | | | |
| LAP | SECTOR 1 | SECTOR 2 | SECTOR 3 | LAP TIME | MPH | DIFF | TIME OF DAY |
| 1 - | OUTLAP | 39.717 | 32.707 | | | | 10:08:14.554 |
| 2 - | 29.325 | 37.665 | 32.286 | 1:39.276 | 80.72 | 1.071 | 10:09:53.830 |
| 3 - | 29.012 | 37.346 | 32.441 | 1:38.799 | 81.11 | 0.594 | 10:11:32.629 |
| 4 - | 28.851 | 38.191 | 32.097 | 1:39.139 | 80.83 | 0.934 | 10:13:11.768 |
| 5 - | 28.659 | 37.729 | 32.265 | 1:38.653 | 81.23 | 0.448 | 10:14:50.421 |
| 6 - | 29.018 | 37.345 | 32.212 | 1:38.575 (3) | 81.29 | 0.370 | 10:16:28.996 |
| 7 - | 28.811 | 37.343 | 32.370 | 1:38.524 (2) | 81.33 | 0.319 | 10:18:07.520 |
| 8 - | 28.738 | 37.170 | 32.297 | 1:38.205 (1) | 81.60 | | 10:19:45.725 |
| 9 - | 28.764 | 37.638 | 32.610 | 1:39.012 | 80.93 | 0.807 | 10:21:24.737 |
| 10 - | 28.960 | 37.553 | 32.344 | 1:38.857 | 81.06 | 0.652 | 10:23:03.594 |

TCR UK Oulton Park Race Day - Oulton Park Island - 10th June 2023

Milltek Sport Civic Cup

QUALIFYING - RACE 5 - SECTOR ANALYSIS



SECTOR 1 = FL to I1, SECTOR 2 = I1 to I2, SECTOR 3 = I2 to FL, DIFF = Difference To Personal Best Lap, P = Crossed Finish Line in Pit Lane, D = Time Disallowed

| P18 80 CUP | | Andy WHEATLEY | | Honda Civic EP3 | | | |
|---------------------------|---------------|--------------------------|---------------|---------------------|--------------|-------|---------------------|
| IDEAL LAP TIME : 1:38.259 | | BEST LAP TIME : 1:38.259 | | DIFFERENCE : 0.000 | | | |
| LAP | SECTOR 1 | SECTOR 2 | SECTOR 3 | LAP TIME | MPH | DIFF | TIME OF DAY |
| 1 - | OUTLAP | 42.016 | 36.295 | | | | 10:08:48.048 |
| 2 - | 31.553 | 40.613 | 33.788 | 1:45.954 | 75.63 | 7.695 | 10:10:34.002 |
| 3 - | 30.008 | 38.075 | 32.507 | 1:40.590 | 79.66 | 2.331 | 10:12:14.592 |
| 4 - | 29.864 | 37.907 | 32.341 | 1:40.112 (3) | 80.04 | 1.853 | 10:13:54.704 |
| 5 - | 29.617 | 38.087 | 32.611 | 1:40.315 | 79.88 | 2.056 | 10:15:35.019 |
| 6 - | 29.200 | 37.753 | 33.256 | 1:40.209 | 79.96 | 1.950 | 10:17:15.228 |
| 7 - | 29.293 | 37.519 | 32.385 | 1:39.197 (2) | 80.78 | 0.938 | 10:18:54.425 |
| 8 - | 28.927 | 37.067 | 32.265 | 1:38.259 (1) | 81.55 | | 10:20:32.684 |

| P19 55 CUP | | Chris COOMER | | Honda Civic EP3 | | | |
|---------------------------|---------------|--------------------------|---------------|---------------------|--------------|--------|---------------------|
| IDEAL LAP TIME : 1:38.207 | | BEST LAP TIME : 1:38.669 | | DIFFERENCE : 0.462 | | | |
| LAP | SECTOR 1 | SECTOR 2 | SECTOR 3 | LAP TIME | MPH | DIFF | TIME OF DAY |
| 1 - | OUTLAP | 38.646 | 33.431 | | | | 10:08:13.528 |
| 2 - | 29.302 | 38.321 | 33.120 | 1:40.743 | 79.54 | 2.074 | 10:09:54.271 |
| 3 - | 29.473 | 37.449 | 32.377 | 1:39.299 (3) | 80.70 | 0.630 | 10:11:33.570 |
| 4 - | 29.234 | 37.371 | 32.064 | 1:38.669 (1) | 81.21 | | 10:13:12.239 |
| 5 - | 29.397 | 38.228 | 34.569 | 1:42.194 | 78.41 | 3.525 | 10:14:54.433 |
| 6 - | 29.231 | 37.413 | 32.815 | 1:39.459 | 80.57 | 0.790 | 10:16:33.892 |
| 7 - | 28.934 | 37.209 | 32.891 | 1:39.034 (2) | 80.91 | 0.365 | 10:18:12.926 |
| 8 - | 29.004 | 38.378 | 32.553 | 1:39.935 | 80.18 | 1.266 | 10:19:52.861 |
| 9 - | 29.029 | 47.917 | IN PIT | 2:05.541 P | 63.83 | 26.872 | 10:21:58.402 |

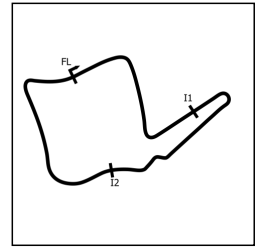
| P20 66 CUP | | Dave MARSHALL | | Honda Civic FN2 | | | |
|---------------------------|---------------|--------------------------|---------------|---------------------|--------------|----------|---------------------|
| IDEAL LAP TIME : 1:38.786 | | BEST LAP TIME : 1:39.000 | | DIFFERENCE : 0.214 | | | |
| LAP | SECTOR 1 | SECTOR 2 | SECTOR 3 | LAP TIME | MPH | DIFF | TIME OF DAY |
| 1 - | OUTLAP | 40.687 | 34.430 | | | | 10:08:50.706 |
| 2 - | 29.829 | 37.979 | 32.835 | 1:40.643 | 79.62 | 1.643 | 10:10:31.349 |
| 3 - | 29.833 | 37.627 | 32.510 | 1:39.970 | 80.16 | 0.970 | 10:12:11.319 |
| 4 - | 29.368 | 37.596 | 32.255 | 1:39.219 (3) | 80.76 | 0.219 | 10:13:50.538 |
| 5 - | 29.199 | 37.557 | 32.261 | 1:39.017 (2) | 80.93 | 0.017 | 10:15:29.555 |
| 6 - | 29.342 | 37.516 | IN PIT | 1:52.237 P | 71.39 | 13.237 | 10:17:21.792 |
| 7 - | OUTLAP | 37.723 | 37.411 | 2:51.081 | 46.84 | 1:12.081 | 10:20:12.873 |
| 8 - | 29.413 | 37.369 | 32.218 | 1:39.000 (1) | 80.94 | | 10:21:51.873 |

| P21 74 CUP | | Anthony GANNON | | Honda Civic EP3 | | | |
|---------------------------|---------------|--------------------------|---------------|---------------------|--------------|-------|---------------------|
| IDEAL LAP TIME : 1:39.601 | | BEST LAP TIME : 1:40.347 | | DIFFERENCE : 0.746 | | | |
| LAP | SECTOR 1 | SECTOR 2 | SECTOR 3 | LAP TIME | MPH | DIFF | TIME OF DAY |
| 1 - | OUTLAP | 42.319 | 37.984 | | | | 10:08:42.330 |
| 2 - | 30.466 | 42.200 | 37.317 | 1:49.983 | 72.86 | 9.636 | 10:10:32.313 |
| 3 - | 31.551 | 38.598 | 33.031 | 1:43.180 | 77.66 | 2.833 | 10:12:15.493 |
| 4 - | 29.375 | 37.827 | 33.661 | 1:40.863 (3) | 79.45 | 0.516 | 10:13:56.356 |
| 5 - | 29.632 | 37.900 | 32.815 | 1:40.347 (1) | 79.85 | | 10:15:36.703 |
| 6 - | 29.514 | 37.837 | 37.571 | 1:44.922 | 76.37 | 4.575 | 10:17:21.625 |
| 7 - | 29.919 | 37.651 | 33.027 | 1:40.597 (2) | 79.66 | 0.250 | 10:19:02.222 |
| 8 - | 31.052 | 40.081 | 32.575 | 1:43.708 | 77.27 | 3.361 | 10:20:45.930 |
| 9 - | 30.028 | 39.147 | 32.580 | 1:41.755 | 78.75 | 1.408 | 10:22:27.685 |

TCR UK Oulton Park Race Day - Oulton Park Island - 10th June 2023

Milltek Sport Civic Cup

QUALIFYING - RACE 5 - SECTOR ANALYSIS



SECTOR 1 = FL to I1, SECTOR 2 = I1 to I2, SECTOR 3 = I2 to FL, DIFF = Difference To Personal Best Lap, P = Crossed Finish Line in Pit Lane, D = Time Disallowed

| P22 76 CUP Simon WELCH | | | Honda Civic EP3 | | | | |
|---------------------------|---------------|--------------------------|-----------------|---------------------|--------------|-------|---------------------|
| IDEAL LAP TIME : 1:40.361 | | BEST LAP TIME : 1:40.401 | | DIFFERENCE : 0.040 | | | |
| LAP | SECTOR 1 | SECTOR 2 | SECTOR 3 | LAP TIME | MPH | DIFF | TIME OF DAY |
| 1 - | OUTLAP | 42.187 | 35.529 | | | | 10:08:57.992 |
| 2 - | 31.607 | 39.008 | 34.246 | 1:44.861 | 76.42 | 4.460 | 10:10:42.853 |
| 3 - | 30.592 | 38.127 | 34.337 | 1:43.056 | 77.75 | 2.655 | 10:12:25.909 |
| 4 - | 30.302 | 38.022 | 34.157 | 1:42.481 | 78.19 | 2.080 | 10:14:08.390 |
| 5 - | 29.697 | 38.248 | 33.726 | 1:41.671 (3) | 78.81 | 1.270 | 10:15:50.061 |
| 6 - | 30.138 | 38.150 | 34.129 | 1:42.417 | 78.24 | 2.016 | 10:17:32.478 |
| 7 - | 29.561 | 38.062 | 32.778 | 1:40.401 (1) | 79.81 | | 10:19:12.879 |
| 8 - | 31.639 | 40.948 | 34.749 | 1:47.336 | 74.65 | 6.935 | 10:21:00.215 |
| 9 - | 29.777 | 38.281 | 33.108 | 1:41.166 (2) | 79.21 | 0.765 | 10:22:41.381 |

| P23 119 CUP Jeff ALDEN | | | Honda Civic FN2 | | | | |
|---------------------------|---------------|--------------------------|-----------------|---------------------|--------------|----------|---------------------|
| IDEAL LAP TIME : 1:40.346 | | BEST LAP TIME : 1:40.702 | | DIFFERENCE : 0.356 | | | |
| LAP | SECTOR 1 | SECTOR 2 | SECTOR 3 | LAP TIME | MPH | DIFF | TIME OF DAY |
| 1 - | OUTLAP | 41.352 | 35.198 | | | | 10:08:41.802 |
| 2 - | 30.627 | 38.449 | 33.389 | 1:42.465 | 78.20 | 1.763 | 10:10:24.267 |
| 3 - | 30.217 | 38.538 | 33.072 | 1:41.827 (2) | 78.69 | 1.125 | 10:12:06.094 |
| 4 - | 30.216 | 38.425 | 33.232 | 1:41.873 (3) | 78.66 | 1.171 | 10:13:47.967 |
| 5 - | 30.043 | 38.315 | IN PIT | 1:47.048 P | 74.85 | 6.346 | 10:15:35.015 |
| 6 - | OUTLAP | 38.456 | 33.327 | 2:59.246 | 44.70 | 1:18.544 | 10:18:34.261 |
| 7 - | 29.576 | 38.063 | 32.922 | 1:40.561 D | 79.68 | | 10:20:14.822 |
| 8 - | 29.361 | 38.163 | 33.178 | 1:40.702 (1) | 79.57 | | 10:21:55.524 |

| P24 727 CUP Jackson WHITE | | | Honda Civic EP3 | | | | |
|---------------------------|---------------|--------------------------|-----------------|---------------------|--------------|--------|---------------------|
| IDEAL LAP TIME : 1:40.704 | | BEST LAP TIME : 1:40.704 | | DIFFERENCE : 0.000 | | | |
| LAP | SECTOR 1 | SECTOR 2 | SECTOR 3 | LAP TIME | MPH | DIFF | TIME OF DAY |
| 1 - | OUTLAP | 43.685 | 41.811 | | | | 10:08:45.290 |
| 2 - | 33.208 | 43.786 | 37.202 | 1:54.196 | 70.17 | 13.492 | 10:10:39.486 |
| 3 - | 31.260 | 39.792 | 35.308 | 1:46.360 | 75.34 | 5.656 | 10:12:25.846 |
| 4 - | 31.313 | 41.607 | 35.409 | 1:48.329 | 73.97 | 7.625 | 10:14:14.175 |
| 5 - | 31.697 | 39.447 | 34.014 | 1:45.158 D | 76.20 | 4.454 | 10:15:59.333 |
| 6 - | 30.764 | 38.427 | 33.520 | 1:42.711 | 78.02 | 2.007 | 10:17:42.044 |
| 7 - | 30.204 | 37.992 | 33.795 | 1:41.991 (2) | 78.57 | 1.287 | 10:19:24.035 |
| 8 - | 29.879 | 37.936 | 32.889 | 1:40.704 (1) | 79.57 | | 10:21:04.739 |
| 9 - | 29.927 | 38.335 | 33.730 | 1:41.992 (3) | 78.57 | 1.288 | 10:22:46.731 |

| P25 98 CUP Jordan BRENNAN | | | Honda Civic EP3 | | | | |
|---------------------------|---------------|--------------------------|-----------------|---------------------|--------------|----------|---------------------|
| IDEAL LAP TIME : 1:48.101 | | BEST LAP TIME : 1:48.209 | | DIFFERENCE : 0.108 | | | |
| LAP | SECTOR 1 | SECTOR 2 | SECTOR 3 | LAP TIME | MPH | DIFF | TIME OF DAY |
| 1 - | OUTLAP | 44.559 | 38.132 | | | | 10:09:12.583 |
| 2 - | 33.269 | 40.622 | 35.826 | 1:49.717 (2) | 73.03 | 1.508 | 10:11:02.300 |
| 3 - | 32.841 | 40.267 | 35.101 | 1:48.209 (1) | 74.05 | | 10:12:50.509 |
| 4 - | 32.733 | 45.460 | IN PIT | 2:00.822 P | 66.32 | 12.613 | 10:14:51.331 |
| 5 - | OUTLAP | 44.739 | 42.842 | 3:28.971 | 38.34 | 1:40.762 | 10:18:20.302 |
| 6 - | 35.363 | 41.596 | IN PIT | 1:57.244 P | 68.34 | 9.035 | 10:20:17.546 |

| P26 70 CUP Owen HILLMAN | | | Honda Civic EP3 | | | | |
|---------------------------|----------|-----------------|-----------------|--------------|-------|------|---------------------|
| IDEAL LAP TIME : 1:40.346 | | BEST LAP TIME : | | DIFFERENCE : | | | |
| LAP | SECTOR 1 | SECTOR 2 | SECTOR 3 | LAP TIME | MPH | DIFF | TIME OF DAY |
| 1 - | OUTLAP | 41.088 | 34.997 | | | | 10:08:52.641 |
| 2 - | 29.897 | 40.498 | IN PIT | 1:48.751 P | 73.68 | | 10:10:41.392 |
| 3 - | OUTLAP | 38.131 | 32.686 | 2:09.449 | 61.90 | | 10:12:50.841 |

TCR UK Oulton Park Race Day - Oulton Park Island - 10th June 2023

Milltek Sport Civic Cup

QUALIFYING - RACE 5 - BEST SECTORS

| SECTOR 1 | | | SECTOR 2 | | | SECTOR 3 | | | IDEAL / BEST COMPARISON | | | | | | |
|----------|-----|-----------|----------|-----|-----------|----------|-----|-----------|-------------------------|-----|-----|--------------------|-----------------|----------|-------|
| POS | NO | NAME | TIME | NO | NAME | TIME | NO | NAME | TIME | POS | NO | NAME | IDEAL | BEST | DIFF |
| | | | | | | | | | | | | PERFECT LAP | 1:35.175 | | |
| 1 | 42 | REDFORD | 27.897 | 26 | BAILEY | 36.124 | 199 | CAPOZZOLI | 31.154 | 1 | 45 | CAMP | 1:35.451 | 1:35.888 | 0.437 |
| 2 | 45 | CAMP | 27.969 | 33 | EDMUNDSON | 36.144 | 45 | CAMP | 31.189 | 2 | 33 | EDMUNDSON | 1:35.541 | 1:35.547 | 0.006 |
| 3 | 51 | BUKY | 28.096 | 45 | CAMP | 36.293 | 33 | EDMUNDSON | 31.192 | 3 | 26 | BAILEY | 1:35.565 | 1:35.787 | 0.222 |
| 4 | 29 | THACKERAY | 28.168 | 29 | THACKERAY | 36.351 | 26 | BAILEY | 31.249 | 4 | 29 | THACKERAY | 1:35.818 | 1:36.046 | 0.228 |
| 5 | 26 | BAILEY | 28.192 | 43 | HARDING | 36.357 | 29 | THACKERAY | 31.299 | 5 | 199 | CAPOZZOLI | 1:35.900 | 1:35.979 | 0.079 |
| 6 | 77 | CHAPMAN | 28.200 | 38 | HOBSON | 36.366 | 54 | CATON | 31.338 | 6 | 43 | HARDING | 1:35.967 | 1:36.074 | 0.107 |
| 7 | 33 | EDMUNDSON | 28.205 | 97 | KITE | 36.408 | 38 | HOBSON | 31.346 | 7 | 38 | HOBSON | 1:35.972 | 1:36.268 | 0.296 |
| 8 | 43 | HARDING | 28.205 | 14 | BENSLEY | 36.435 | 42 | REDFORD | 31.358 | 8 | 42 | REDFORD | 1:35.997 | 1:36.021 | 0.024 |
| 9 | 38 | HOBSON | 28.260 | 54 | CATON | 36.449 | 43 | HARDING | 31.405 | 9 | 54 | CATON | 1:36.057 | 1:36.071 | 0.014 |
| 10 | 54 | CATON | 28.270 | 199 | CAPOZZOLI | 36.468 | 51 | BUKY | 31.524 | 10 | 14 | BENSLEY | 1:36.328 | 1:36.623 | 0.295 |
| 11 | 199 | CAPOZZOLI | 28.278 | 73 | MACDONALD | 36.625 | 73 | MACDONALD | 31.536 | 11 | 97 | KITE | 1:36.347 | 1:36.347 | 0.000 |
| 12 | 14 | BENSLEY | 28.317 | 42 | REDFORD | 36.742 | 97 | KITE | 31.557 | 12 | 73 | MACDONALD | 1:36.628 | 1:36.703 | 0.075 |
| 13 | 97 | KITE | 28.382 | 46 | CHARLIER | 36.776 | 14 | BENSLEY | 31.576 | 13 | 51 | BUKY | 1:36.919 | 1:37.192 | 0.273 |
| 14 | 46 | CHARLIER | 28.453 | 19 | RUDELL | 36.854 | 77 | CHAPMAN | 31.738 | 14 | 77 | CHAPMAN | 1:36.965 | 1:36.965 | 0.000 |
| 15 | 73 | MACDONALD | 28.467 | 77 | CHAPMAN | 37.027 | 46 | CHARLIER | 31.872 | 15 | 46 | CHARLIER | 1:37.101 | 1:37.288 | 0.187 |
| 16 | 24 | KNIGHT | 28.659 | 80 | WHEATLEY | 37.067 | 55 | COOMER | 32.064 | 16 | 24 | KNIGHT | 1:37.926 | 1:38.205 | 0.279 |
| 17 | 19 | RUDELL | 28.897 | 24 | KNIGHT | 37.170 | 24 | KNIGHT | 32.097 | 17 | 19 | RUDELL | 1:38.054 | 1:38.138 | 0.084 |
| 18 | 80 | WHEATLEY | 28.927 | 55 | COOMER | 37.209 | 66 | MARSHALL | 32.218 | 18 | 55 | COOMER | 1:38.207 | 1:38.669 | 0.462 |
| 19 | 55 | COOMER | 28.934 | 51 | BUKY | 37.299 | 80 | WHEATLEY | 32.265 | 19 | 80 | WHEATLEY | 1:38.259 | 1:38.259 | 0.000 |
| 20 | 66 | MARSHALL | 29.199 | 66 | MARSHALL | 37.369 | 19 | RUDELL | 32.303 | 20 | 66 | MARSHALL | 1:38.786 | 1:39.000 | 0.214 |
| 21 | 119 | ALDEN | 29.361 | 74 | GANNON | 37.651 | 74 | GANNON | 32.575 | 21 | 74 | GANNON | 1:39.601 | 1:40.347 | 0.746 |
| 22 | 74 | GANNON | 29.375 | 727 | WHITE | 37.936 | 70 | HILLMAN | 32.686 | 22 | 70 | HILLMAN | 1:40.346 | | |
| 23 | 70 | HILLMAN | 29.529 | 76 | WELCH | 38.022 | 76 | WELCH | 32.778 | 23 | 119 | ALDEN | 1:40.346 | 1:40.702 | 0.356 |
| 24 | 76 | WELCH | 29.561 | 119 | ALDEN | 38.063 | 727 | WHITE | 32.889 | 24 | 76 | WELCH | 1:40.361 | 1:40.401 | 0.040 |
| 25 | 727 | WHITE | 29.879 | 70 | HILLMAN | 38.131 | 119 | ALDEN | 32.922 | 25 | 727 | WHITE | 1:40.704 | 1:40.704 | 0.000 |
| 26 | 98 | BRENNAN | 32.733 | 98 | BRENNAN | 40.267 | 98 | BRENNAN | 35.101 | 26 | 98 | BRENNAN | 1:48.101 | 1:48.209 | 0.108 |

TCR UK Oulton Park Race Day - Oulton Park Island - 10th June 2023

Milltek Sport Civic Cup

QUALIFYING - RACE 5 - STATISTICS

| | |
|-------------------------------|---------------------------|
| Competitors Started | 26 |
| Planned Start | 2023-06-10 @ 09:45:00.000 |
| Actual Start | 2023-06-10 @ 10:06:27.999 |
| Finish Time | 2023-06-10 @ 10:21:28.183 |
| Track Length | 2.2260mi. |
| Total Laps | 216 |
| Total Distance Covered | 480.8160mi. |

Session Fastest Lap History

| NO | CL | NAME | LAP TIME | TIME OF DAY | LAP | VEHICLE |
|----|-----|---------------|----------|--------------|-----|-----------------|
| 54 | CUP | Harvey CATON | 1:37.225 | 10:09:44.958 | 2 | Honda Civic EP3 |
| 26 | CUP | Morgan BAILEY | 1:36.771 | 10:09:45.226 | 2 | Honda Civic EP3 |
| 33 | CUP | Max EDMUNDSON | 1:36.177 | 10:09:48.183 | 2 | Honda Civic EP3 |
| 33 | CUP | Max EDMUNDSON | 1:35.547 | 10:11:23.729 | 3 | Honda Civic EP3 |

Flag History

| TYPE | TIME OF DAY |
|--------|--------------|
| GREEN | 10:06:27.999 |
| FINISH | 10:21:28.183 |

Flag Statistics

| TYPE | COUNT | TOTAL LAPS | TOTAL TIME |
|------------|-------|------------|------------|
| Green | 1 | 10 | 17:23.222 |
| Red | 0 | 0 | 0.000 |
| Safety Car | 0 | 0 | 0.000 |
| FCY | 0 | 0 | 0.000 |

TCR UK Oulton Park Race Day - Oulton Park Island - 10th June 2023

Milltek Sport Civic Cup

QUALIFYING - RACE 5 - STATISTICS

CLASS : CUP

26 Starters

Fastest Lap History

| NO | NAME | LAP TIME | TIME OF DAY | LAP | VEHICLE |
|----|---------------|----------|--------------|-----|-----------------|
| 54 | Harvey CATON | 1:37.225 | 10:09:44.958 | 2 | Honda Civic EP3 |
| 26 | Morgan BAILEY | 1:36.771 | 10:09:45.226 | 2 | Honda Civic EP3 |
| 33 | Max EDMUNDSON | 1:36.177 | 10:09:48.183 | 2 | Honda Civic EP3 |
| 33 | Max EDMUNDSON | 1:35.547 | 10:11:23.729 | 3 | Honda Civic EP3 |

TCR UK Oulton Park Race Day - Oulton Park Island - 10th June 2023

Milltek Sport Civic Cup

RACE 5 - GRID (15 minutes)



| | | | | | |
|--------|----|----------|----------------------------|----|--------------------------|
| ROW 13 | 25 | 1:48.209 | 98 Jordan BRENNAN | 26 | 70 Owen HILLMAN |
| ROW 12 | 23 | 1:40.704 | 727 Jackson WHITE | 24 | 74 Anthony GANNON |
| ROW 11 | 21 | 1:40.401 | 76 Simon WELCH | 22 | 119 Jeff ALDEN |
| ROW 10 | 19 | 1:38.669 | 55 Chris COOMER | 20 | 66 Dave MARSHALL |
| ROW 9 | 17 | 1:38.205 | 24 Tommy KNIGHT | 18 | 80 Andy WHEATLEY |
| ROW 8 | 15 | 1:36.021 | 42 Will REDFORD | 16 | 19 Jack RUDELL |
| ROW 7 | 13 | 1:37.192 | 51 David BUKY | 14 | 46 Nick CHARLIER |
| ROW 6 | 11 | 1:36.703 | 73 Dan MACDONALD | 12 | 77 Travis CHAPMAN |
| ROW 5 | 9 | 1:36.347 | 97 Alex KITE | 10 | 14 Ryan BENSLEY |
| ROW 4 | 7 | 1:36.074 | 43 Jack HARDING | 8 | 38 Danny HOBSON |
| ROW 3 | 5 | 1:36.046 | 29 Dan THACKERAY | 6 | 54 Harvey CATON |
| ROW 2 | 3 | 1:35.979 | 199 Louie CAPOZZOLI | 4 | 33 Max EDMUNDSON |
| ROW 1 | 1 | 1:35.787 | 26 Morgan BAILEY | 2 | 45 Alistair CAMP |

Pole

Cars 33 & 74 - 3 place grid penalty - Championship Regulation 4.2.4
 Car 42 - 10 place grid penalty - Judicial decision from previous event (Croft)

Oulton Park Island: 2.2260 miles

These results are provisional until the conclusion of any judicial and technical matters.

| | | |
|----------------------------------|------------|--------------------------|
| Clerk Of Course : Andrew Roberts | Stewards : | Timekeeper : Sarah Evans |
|----------------------------------|------------|--------------------------|

Results can be found at www.tsl-timing.com

Printed - 10:30 Saturday, 10 June 2023



TCR UK Oulton Park Race Day - Oulton Park Island - 10th June 2023

Milltek Sport Civic Cup

RACE 5 - CLASSIFICATION



| POS | NO | CL | PIC NAME | ENTRY | LAPS | TIME | GAP | DIFF | MPH | BEST | ON |
|-----|-----|-----|--------------------|-----------------|------|----------|--------|-------|-------|----------|----|
| 1 | 45 | CUP | 1 Alistair CAMP | Honda Civic EP3 | 4 | 9:14.494 | | | 57.80 | 1:38.140 | 4 |
| 2 | 33 | CUP | 2 Max EDMUNDSON | Honda Civic EP3 | 4 | 9:15.871 | 1.377 | 1.377 | 57.66 | 1:38.709 | 4 |
| 3 | 38 | CUP | 3 Danny HOBSON | Honda Civic EP3 | 4 | 9:16.073 | 1.579 | 0.202 | 57.64 | 1:38.229 | 4 |
| 4 | 14 | CUP | 4 Ryan BENSLEY | Honda Civic EP3 | 4 | 9:16.744 | 2.250 | 0.671 | 57.57 | 1:38.331 | 4 |
| 5 | 97 | CUP | 5 Alex KITE | Honda Civic EP3 | 4 | 9:17.190 | 2.696 | 0.446 | 57.52 | 1:38.518 | 4 |
| 6 | 42 | CUP | 6 Will REDFORD | Honda Civic EP3 | 4 | 9:17.741 | 3.247 | 0.551 | 57.47 | 1:38.129 | 4 |
| 7 | 77 | CUP | 7 Travis CHAPMAN | Honda Civic EP3 | 4 | 9:18.693 | 4.199 | 0.952 | 57.37 | 1:38.722 | 4 |
| 8 | 51 | CUP | 8 David BUKY | Honda Civic EP3 | 4 | 9:20.767 | 6.273 | 2.074 | 57.16 | 1:39.559 | 4 |
| 9 | 24 | CUP | 9 Tommy KNIGHT | Honda Civic EP3 | 4 | 9:21.798 | 7.304 | 1.031 | 57.05 | 1:40.273 | 4 |
| 10 | 46 | CUP | 10 Nick CHARLIER | Honda Civic EP3 | 4 | 9:22.358 | 7.864 | 0.560 | 56.99 | 1:40.533 | 4 |
| 11 | 19 | CUP | 11 Jack RUDELLE | Honda Civic EP3 | 4 | 9:23.617 | 9.123 | 1.259 | 56.87 | 1:41.226 | 4 |
| 12 | 80 | CUP | 12 Andy WHEATLEY | Honda Civic EP3 | 4 | 9:25.149 | 10.655 | 1.532 | 56.71 | 1:41.304 | 4 |
| 13 | 76 | CUP | 13 Simon WELCH | Honda Civic EP3 | 4 | 9:26.294 | 11.800 | 1.145 | 56.60 | 1:41.444 | 4 |
| 14 | 119 | CUP | 14 Jeff ALDEN | Honda Civic FN2 | 4 | 9:26.490 | 11.996 | 0.196 | 56.58 | 1:43.407 | 4 |
| 15 | 70 | CUP | 15 Owen HILLMAN | Honda Civic EP3 | 4 | 9:27.984 | 13.490 | 1.494 | 56.43 | 1:40.757 | 4 |
| 16 | 98 | CUP | 16 Jordan BRENNAN | Honda Civic EP3 | 4 | 9:28.056 | 13.562 | 0.072 | 56.42 | 1:42.236 | 4 |
| 17 | 199 | CUP | 17 Louie CAPOZZOLI | Honda Civic EP3 | 4 | 9:29.168 | 14.674 | 1.112 | 56.31 | 1:39.133 | 4 |
| 18 | 74 | CUP | 18 Anthony GANNON | Honda Civic EP3 | 4 | 9:30.706 | 16.212 | 1.538 | 56.16 | 1:41.068 | 4 |
| 19 | 727 | CUP | 19 Jackson WHITE | Honda Civic EP3 | 4 | 9:32.384 | 17.890 | 1.678 | 56.00 | 1:43.883 | 4 |

NOT CLASSIFIED

| | | | | | | | | | | | |
|-----|----|-----|---------------|-----------------|---|----------|----------|-------|-------|----------|---|
| NC | 26 | CUP | Morgan BAILEY | Honda Civic EP3 | 4 | 9:14.122 | 000 Laps | | 57.84 | 1:38.220 | 4 |
| NC | 43 | CUP | Jack HARDING | Honda Civic EP3 | 4 | 9:15.747 | 1.253 | 1.625 | 57.67 | 1:38.919 | 4 |
| DNF | 73 | CUP | Dan MACDONALD | Honda Civic EP3 | 3 | 7:39.315 | 1 Lap | 1 Lap | 52.34 | 2:45.332 | 3 |
| DNF | 66 | CUP | Dave MARSHALL | Honda Civic FN2 | 3 | 7:41.015 | 1 Lap | 1.700 | 52.14 | 2:44.534 | 3 |
| DNF | 29 | CUP | Dan THACKERAY | Honda Civic EP3 | 0 | | | | | | |
| DNF | 54 | CUP | Harvey CATON | Honda Civic EP3 | 0 | | | | | | |

NOT STARTED

| | | | | | | | | | | | |
|----|----|-----|--------------|-----------------|--|--|--|--|--|--|--|
| NS | 55 | CUP | Chris COOMER | Honda Civic EP3 | | | | | | | |
|----|----|-----|--------------|-----------------|--|--|--|--|--|--|--|

FASTEST LAP

| | | | | | | | |
|----|-----|--------------|-----------------|---|----------|-----------|------------|
| 42 | CUP | Will REDFORD | Honda Civic EP3 | 4 | 1:38.129 | 81.66 mph | 131.42 kph |
|----|-----|--------------|-----------------|---|----------|-----------|------------|

Cars 26 & 43 - Not running at time of Red Flag

Red Flag (end of session): 15:10

Race Distance: 4 Laps / 8.90 miles

Oulton Park Island: 2.2260 miles

Date: 10/06/2023 Start: 14:58 Finish: 15:07

Weather / Track : Sunny / Dry

These results are provisional until the conclusion of any judicial and technical matters.

| | | |
|----------------------------------|------------|--------------------------|
| Clerk Of Course : Andrew Roberts | Stewards : | Timekeeper : Sarah Evans |
|----------------------------------|------------|--------------------------|

Results can be found at www.tsl-timing.com

Printed - 15:15 Saturday, 10 June 2023



TCR UK Oulton Park Race Day - Oulton Park Island - 10th June 2023

Milltek Sport Civic Cup

RACE 5 - LAP CHART

| LAP 1 @ 15:00:11.358 | | | LAP 2 @ 15:03:03.111 | | | LAP 3 @ 15:05:53.361 | | | LAP 4 @ 15:07:31.581 | | |
|----------------------|--------|------------|----------------------|--------|----------|----------------------|--------|----------|----------------------|--------|----------|
| NO | BEHIND | LAP TIME | NO | BEHIND | LAP TIME | NO | BEHIND | LAP TIME | NO | BEHIND | LAP TIME |
| 26 | | 1:53.899 | 26 | | 2:51.753 | 26 | | 2:50.250 | 26 | | 1:38.220 |
| 45 | 1.425 | 1:55.324 | 45 | 1.000 | 2:51.328 | 45 | 0.452 | 2:49.702 | 45 | 0.372 | 1:38.140 |
| 43 | 2.392 | 1:56.291 | 43 | 1.938 | 2:51.299 | 43 | 0.926 | 2:49.238 | 43 | 1.625 | 1:38.919 |
| 33 | 3.734 | 1:57.633 | 33 | 3.612 | 2:51.631 | 33 | 1.260 | 2:47.898 | 33 | 1.749 | 1:38.709 |
| 38 | 4.736 | 1:58.635 | 38 | 4.291 | 2:51.308 | 38 | 1.942 | 2:47.901 | 38 | 1.951 | 1:38.229 |
| 199 | 5.281 | 1:59.180 P | 14 | 5.325 | 2:51.417 | 14 | 2.511 | 2:47.436 | 14 | 2.622 | 1:38.331 |
| 14 | 5.661 | 1:59.560 | 97 | 7.251 | 2:52.516 | 97 | 2.770 | 2:45.769 | 97 | 3.068 | 1:38.518 |
| 97 | 6.488 | 2:00.387 | 73 | 8.331 | 2:52.807 | 73 | 3.413 | 2:45.332 | 42 | 3.619 | 1:38.129 |
| 73 | 7.277 | 2:01.176 | 42 | 9.095 | 2:52.401 | 42 | 3.710 | 2:44.865 | 77 | 4.571 | 1:38.722 |
| 42 | 8.447 | 2:02.346 | 77 | 9.629 | 2:52.457 | 77 | 4.069 | 2:44.690 | 51 | 6.645 | 1:39.559 |
| 77 | 8.925 | 2:02.824 | 66 | 10.829 | 2:52.553 | 66 | 5.113 | 2:44.534 | 24 | 7.676 | 1:40.273 |
| 66 | 10.029 | 2:03.928 | 51 | 11.376 | 2:51.937 | 51 | 5.306 | 2:44.180 | 46 | 8.236 | 1:40.533 |
| 51 | 11.192 | 2:05.091 | 24 | 12.077 | 2:52.117 | 24 | 5.623 | 2:43.796 | 19 | 9.495 | 1:41.226 |
| 24 | 11.713 | 2:05.612 | 46 | 13.092 | 2:52.017 | 46 | 5.923 | 2:43.081 | 80 | 11.027 | 1:41.304 |
| 46 | 12.828 | 2:06.727 | 19 | 14.125 | 2:52.143 | 19 | 6.489 | 2:42.614 | 76 | 12.172 | 1:41.444 |
| 19 | 13.735 | 2:07.634 | 119 | 14.703 | 2:52.280 | 119 | 7.181 | 2:42.728 | 119 | 12.368 | 1:43.407 |
| 119 | 14.176 | 2:08.075 | 80 | 15.276 | 2:52.298 | 80 | 7.943 | 2:42.917 | 70 | 13.862 | 1:40.757 |
| 80 | 14.731 | 2:08.630 | 76 | 16.706 | 2:52.726 | 76 | 8.948 | 2:42.492 | 98 | 13.934 | 1:42.236 |
| 76 | 15.733 | 2:09.632 | 98 | 17.385 | 2:52.509 | 98 | 9.918 | 2:42.783 | 199 | 15.046 | 1:39.133 |
| 98 | 16.629 | 2:10.528 | 70 | 18.412 | 2:52.667 | 70 | 11.325 | 2:43.163 | 74 | 16.584 | 1:41.068 |
| 70 | 17.498 | 2:11.397 | 727 | 19.320 | 2:52.386 | 727 | 12.599 | 2:43.529 | 727 | 18.262 | 1:43.883 |
| 727 | 18.687 | 2:12.586 | 74 | 20.049 | 2:52.082 | 74 | 13.736 | 2:43.937 | | | |
| 74 | 19.720 | 2:13.619 | 199 | 29.050 | 3:15.522 | 199 | 14.133 | 2:35.333 | | | |

TCR UK Oulton Park Race Day - Oulton Park Island - 10th June 2023

Milltek Sport Civic Cup

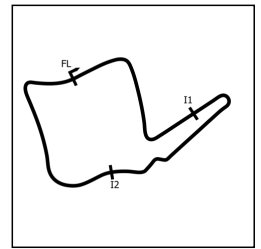
RACE 5 - POSITION CHART

| No | Name | Lap Pos | Lap | | | |
|-----|-----------|------------|-----|-----|-----|-----|
| | | | ← | ↻ | ↻ | ↻ |
| 26 | BAILEY | 1 | 26 | 26 | 26 | 26 |
| 45 | CAMP | 2 | 45 | 45 | 45 | 45 |
| 199 | CAPOZZOLI | 3 | 43 | 43 | 43 | 43 |
| 33 | EDMUNDSON | 4 | 33 | 33 | 33 | 33 |
| 29 | THACKERAY | 5 | 38 | 38 | 38 | 38 |
| 54 | CATON | 6 | 199 | 14 | 14 | 14 |
| 43 | HARDING | 7 | 14 | 97 | 97 | 97 |
| 38 | HOBSON | 8 | 97 | 73 | 73 | 42 |
| 97 | KITE | 9 | 73 | 42 | 42 | 77 |
| 14 | BENSLEY | 10 | 42 | 77 | 77 | 51 |
| 73 | MACDONALD | 11 | 77 | 66 | 66 | 24 |
| 77 | CHAPMAN | 12 | 66 | 51 | 51 | 46 |
| 51 | BUKY | 13 | 51 | 24 | 24 | 19 |
| 46 | CHARLIER | 14 | 24 | 46 | 46 | 80 |
| 42 | REDFORD | 15 | 46 | 19 | 19 | 76 |
| 19 | RUDELLE | 16 | 19 | 119 | 119 | 119 |
| 24 | KNIGHT | 17 | 119 | 80 | 80 | 70 |
| 80 | WHEATLEY | 18 | 80 | 76 | 76 | 98 |
| 55 | COOMER | 19 | 76 | 98 | 98 | 199 |
| 66 | MARSHALL | 20 | 98 | 70 | 70 | 74 |
| 76 | WELCH | 21 | 70 | 727 | 727 | 727 |
| 119 | ALDEN | 22 | 727 | 74 | 74 | |
| 727 | WHITE | 23 | 74 | 199 | 199 | |
| 74 | GANNON | 24 | | | | |
| 98 | BRENNAN | 25 | | | | |
| 70 | HILLMAN | 26 | | | | |

TCR UK Oulton Park Race Day - Oulton Park Island - 10th June 2023

Milltek Sport Civic Cup

RACE 5 - SECTOR ANALYSIS



SECTOR 1 = FL to I1, SECTOR 2 = I1 to I2, SECTOR 3 = I2 to FL, DIFF = Difference To Personal Best Lap, P = Crossed Finish Line in Pit Lane, D = Time Disallowed

| P1 45 CUP | | Alistair CAMP | | Honda Civic EP3 | | | |
|---------------------------|----------|--------------------------|----------|--------------------|-------|----------|--------------|
| IDEAL LAP TIME : 1:37.730 | | BEST LAP TIME : 1:38.140 | | DIFFERENCE : 0.410 | | | |
| LAP | SECTOR 1 | SECTOR 2 | SECTOR 3 | LAP TIME | MPH | DIFF | TIME OF DAY |
| 1 - | | 36.935 | 43.702 | 1:55.324 | 69.48 | 17.184 | 15:00:12.783 |
| 2 - | 51.945 | 56.932 | 1:02.451 | 2:51.328 (3) | 46.77 | 1:13.188 | 15:03:04.111 |
| 3 - | 47.813 | 50.751 | 1:11.138 | 2:49.702 (2) | 47.22 | 1:11.562 | 15:05:53.813 |
| 4 - | 28.830 | 37.345 | 31.965 | 1:38.140 (1) | 81.65 | | 15:07:31.953 |

| P2 33 CUP | | Max EDMUNDSON | | Honda Civic EP3 | | | |
|---------------------------|----------|--------------------------|----------|--------------------|-------|----------|--------------|
| IDEAL LAP TIME : 1:38.709 | | BEST LAP TIME : 1:38.709 | | DIFFERENCE : 0.000 | | | |
| LAP | SECTOR 1 | SECTOR 2 | SECTOR 3 | LAP TIME | MPH | DIFF | TIME OF DAY |
| 1 - | | 37.628 | 41.438 | 1:57.633 | 68.12 | 18.924 | 15:00:15.092 |
| 2 - | 51.480 | 56.821 | 1:03.330 | 2:51.631 (3) | 46.69 | 1:12.922 | 15:03:06.723 |
| 3 - | 48.042 | 49.489 | 1:10.367 | 2:47.898 (2) | 47.72 | 1:09.189 | 15:05:54.621 |
| 4 - | 28.874 | 37.358 | 32.477 | 1:38.709 (1) | 81.18 | | 15:07:33.330 |

| P3 38 CUP | | Danny HOBSON | | Honda Civic EP3 | | | |
|---------------------------|----------|--------------------------|----------|--------------------|-------|----------|--------------|
| IDEAL LAP TIME : 1:38.229 | | BEST LAP TIME : 1:38.229 | | DIFFERENCE : 0.000 | | | |
| LAP | SECTOR 1 | SECTOR 2 | SECTOR 3 | LAP TIME | MPH | DIFF | TIME OF DAY |
| 1 - | | 38.767 | 41.306 | 1:58.635 | 67.54 | 20.406 | 15:00:16.094 |
| 2 - | 51.819 | 56.478 | 1:03.011 | 2:51.308 (3) | 46.77 | 1:13.079 | 15:03:07.402 |
| 3 - | 48.027 | 49.359 | 1:10.515 | 2:47.901 (2) | 47.72 | 1:09.672 | 15:05:55.303 |
| 4 - | 28.883 | 37.056 | 32.290 | 1:38.229 (1) | 81.58 | | 15:07:33.532 |

| P4 14 CUP | | Ryan BENSLEY | | Honda Civic EP3 | | | |
|---------------------------|----------|--------------------------|----------|--------------------|-------|----------|--------------|
| IDEAL LAP TIME : 1:38.331 | | BEST LAP TIME : 1:38.331 | | DIFFERENCE : 0.000 | | | |
| LAP | SECTOR 1 | SECTOR 2 | SECTOR 3 | LAP TIME | MPH | DIFF | TIME OF DAY |
| 1 - | | 38.975 | 41.697 | 1:59.560 | 67.02 | 21.229 | 15:00:17.019 |
| 2 - | 52.151 | 56.166 | 1:03.100 | 2:51.417 (3) | 46.74 | 1:13.086 | 15:03:08.436 |
| 3 - | 47.908 | 48.946 | 1:10.582 | 2:47.436 (2) | 47.86 | 1:09.105 | 15:05:55.872 |
| 4 - | 28.899 | 37.246 | 32.186 | 1:38.331 (1) | 81.49 | | 15:07:34.203 |

| P5 97 CUP | | Alex KITE | | Honda Civic EP3 | | | |
|---------------------------|----------|--------------------------|----------|--------------------|-------|----------|--------------|
| IDEAL LAP TIME : 1:38.518 | | BEST LAP TIME : 1:38.518 | | DIFFERENCE : 0.000 | | | |
| LAP | SECTOR 1 | SECTOR 2 | SECTOR 3 | LAP TIME | MPH | DIFF | TIME OF DAY |
| 1 - | | 38.719 | 42.414 | 2:00.387 | 66.56 | 21.869 | 15:00:17.846 |
| 2 - | 52.856 | 55.673 | 1:03.987 | 2:52.516 (3) | 46.45 | 1:13.998 | 15:03:10.362 |
| 3 - | 46.676 | 49.000 | 1:10.093 | 2:45.769 (2) | 48.34 | 1:07.251 | 15:05:56.131 |
| 4 - | 28.847 | 37.549 | 32.122 | 1:38.518 (1) | 81.34 | | 15:07:34.649 |

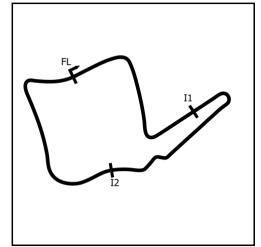
| P6 42 CUP | | Will REDFORD | | Honda Civic EP3 | | | |
|---------------------------|----------|--------------------------|----------|--------------------|-------|----------|--------------|
| IDEAL LAP TIME : 1:38.129 | | BEST LAP TIME : 1:38.129 | | DIFFERENCE : 0.000 | | | |
| LAP | SECTOR 1 | SECTOR 2 | SECTOR 3 | LAP TIME | MPH | DIFF | TIME OF DAY |
| 1 - | | 38.117 | 43.891 | 2:02.346 | 65.49 | 24.217 | 15:00:19.805 |
| 2 - | 52.615 | 55.334 | 1:04.452 | 2:52.401 (3) | 46.48 | 1:14.272 | 15:03:12.206 |
| 3 - | 46.764 | 48.982 | 1:09.119 | 2:44.865 (2) | 48.60 | 1:06.736 | 15:05:57.071 |
| 4 - | 28.849 | 37.228 | 32.052 | 1:38.129 (1) | 81.66 | | 15:07:35.200 |

| P7 77 CUP | | Travis CHAPMAN | | Honda Civic EP3 | | | |
|---------------------------|----------|--------------------------|----------|--------------------|-------|----------|--------------|
| IDEAL LAP TIME : 1:38.722 | | BEST LAP TIME : 1:38.722 | | DIFFERENCE : 0.000 | | | |
| LAP | SECTOR 1 | SECTOR 2 | SECTOR 3 | LAP TIME | MPH | DIFF | TIME OF DAY |
| 1 - | | 39.058 | 43.951 | 2:02.824 | 65.24 | 24.102 | 15:00:20.283 |
| 2 - | 53.369 | 54.611 | 1:04.477 | 2:52.457 (3) | 46.46 | 1:13.735 | 15:03:12.740 |
| 3 - | 47.177 | 48.585 | 1:08.928 | 2:44.690 (2) | 48.65 | 1:05.968 | 15:05:57.430 |
| 4 - | 28.997 | 37.522 | 32.203 | 1:38.722 (1) | 81.17 | | 15:07:36.152 |

TCR UK Oulton Park Race Day - Oulton Park Island - 10th June 2023

Milltek Sport Civic Cup

RACE 5 - SECTOR ANALYSIS



SECTOR 1 = FL to I1, SECTOR 2 = I1 to I2, SECTOR 3 = I2 to FL, DIFF = Difference To Personal Best Lap, P = Crossed Finish Line in Pit Lane, D = Time Disallowed

| P8 51 CUP | | David BUKY | | Honda Civic EP3 | | | |
|---------------------------|----------|--------------------------|----------|--------------------|-------|----------|--------------|
| IDEAL LAP TIME : 1:39.559 | | BEST LAP TIME : 1:39.559 | | DIFFERENCE : 0.000 | | | |
| LAP | SECTOR 1 | SECTOR 2 | SECTOR 3 | LAP TIME | MPH | DIFF | TIME OF DAY |
| 1 - | | 39.933 | 44.986 | 2:05.091 | 64.06 | 25.532 | 15:00:22.550 |
| 2 - | 53.199 | 53.951 | 1:04.787 | 2:51.937 (3) | 46.60 | 1:12.378 | 15:03:14.487 |
| 3 - | 47.300 | 49.212 | 1:07.668 | 2:44.180 (2) | 48.80 | 1:04.621 | 15:05:58.667 |
| 4 - | 29.659 | 37.679 | 32.221 | 1:39.559 (1) | 80.49 | | 15:07:38.226 |

| P9 24 CUP | | Tommy KNIGHT | | Honda Civic EP3 | | | |
|---------------------------|----------|--------------------------|----------|--------------------|-------|----------|--------------|
| IDEAL LAP TIME : 1:40.273 | | BEST LAP TIME : 1:40.273 | | DIFFERENCE : 0.000 | | | |
| LAP | SECTOR 1 | SECTOR 2 | SECTOR 3 | LAP TIME | MPH | DIFF | TIME OF DAY |
| 1 - | | 39.295 | 45.341 | 2:05.612 | 63.79 | 25.339 | 15:00:23.071 |
| 2 - | 53.894 | 53.310 | 1:04.913 | 2:52.117 (3) | 46.55 | 1:11.844 | 15:03:15.188 |
| 3 - | 47.263 | 48.972 | 1:07.561 | 2:43.796 (2) | 48.92 | 1:03.523 | 15:05:58.984 |
| 4 - | 29.993 | 38.013 | 32.267 | 1:40.273 (1) | 79.91 | | 15:07:39.257 |

| P10 46 CUP | | Nick CHARLIER | | Honda Civic EP3 | | | |
|---------------------------|----------|--------------------------|----------|--------------------|-------|----------|--------------|
| IDEAL LAP TIME : 1:40.533 | | BEST LAP TIME : 1:40.533 | | DIFFERENCE : 0.000 | | | |
| LAP | SECTOR 1 | SECTOR 2 | SECTOR 3 | LAP TIME | MPH | DIFF | TIME OF DAY |
| 1 - | | 40.171 | 46.048 | 2:06.727 | 63.23 | 26.194 | 15:00:24.186 |
| 2 - | 54.841 | 52.801 | 1:04.375 | 2:52.017 (3) | 46.58 | 1:11.484 | 15:03:16.203 |
| 3 - | 47.525 | 48.814 | 1:06.742 | 2:43.081 (2) | 49.13 | 1:02.548 | 15:05:59.284 |
| 4 - | 29.764 | 38.132 | 32.637 | 1:40.533 (1) | 79.71 | | 15:07:39.817 |

| P11 19 CUP | | Jack RUDELL | | Honda Civic EP3 | | | |
|---------------------------|----------|--------------------------|----------|--------------------|-------|----------|--------------|
| IDEAL LAP TIME : 1:41.226 | | BEST LAP TIME : 1:41.226 | | DIFFERENCE : 0.000 | | | |
| LAP | SECTOR 1 | SECTOR 2 | SECTOR 3 | LAP TIME | MPH | DIFF | TIME OF DAY |
| 1 - | | 39.778 | 46.478 | 2:07.634 | 62.78 | 26.408 | 15:00:25.093 |
| 2 - | 54.924 | 52.394 | 1:04.825 | 2:52.143 (3) | 46.55 | 1:10.917 | 15:03:17.236 |
| 3 - | 47.933 | 48.583 | 1:06.098 | 2:42.614 (2) | 49.27 | 1:01.388 | 15:05:59.850 |
| 4 - | 29.773 | 38.790 | 32.663 | 1:41.226 (1) | 79.16 | | 15:07:41.076 |

| P12 80 CUP | | Andy WHEATLEY | | Honda Civic EP3 | | | |
|---------------------------|----------|--------------------------|----------|--------------------|-------|----------|--------------|
| IDEAL LAP TIME : 1:41.304 | | BEST LAP TIME : 1:41.304 | | DIFFERENCE : 0.000 | | | |
| LAP | SECTOR 1 | SECTOR 2 | SECTOR 3 | LAP TIME | MPH | DIFF | TIME OF DAY |
| 1 - | | 39.667 | 46.804 | 2:08.630 | 62.29 | 27.326 | 15:00:26.089 |
| 2 - | 54.963 | 52.581 | 1:04.754 | 2:52.298 (3) | 46.51 | 1:10.994 | 15:03:18.387 |
| 3 - | 48.511 | 48.263 | 1:06.143 | 2:42.917 (2) | 49.18 | 1:01.613 | 15:06:01.304 |
| 4 - | 29.827 | 38.370 | 33.107 | 1:41.304 (1) | 79.10 | | 15:07:42.608 |

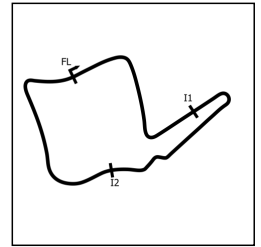
| P13 76 CUP | | Simon WELCH | | Honda Civic EP3 | | | |
|---------------------------|----------|--------------------------|----------|--------------------|-------|----------|--------------|
| IDEAL LAP TIME : 1:41.444 | | BEST LAP TIME : 1:41.444 | | DIFFERENCE : 0.000 | | | |
| LAP | SECTOR 1 | SECTOR 2 | SECTOR 3 | LAP TIME | MPH | DIFF | TIME OF DAY |
| 1 - | | 39.653 | 47.560 | 2:09.632 | 61.81 | 28.188 | 15:00:27.091 |
| 2 - | 54.945 | 52.596 | 1:05.185 | 2:52.726 (3) | 46.39 | 1:11.282 | 15:03:19.817 |
| 3 - | 48.426 | 48.062 | 1:06.004 | 2:42.492 (2) | 49.31 | 1:01.048 | 15:06:02.309 |
| 4 - | 30.017 | 38.205 | 33.222 | 1:41.444 (1) | 78.99 | | 15:07:43.753 |

| P14 119 CUP | | Jeff ALDEN | | Honda Civic FN2 | | | |
|---------------------------|----------|--------------------------|----------|--------------------|-------|----------|--------------|
| IDEAL LAP TIME : 1:43.407 | | BEST LAP TIME : 1:43.407 | | DIFFERENCE : 0.000 | | | |
| LAP | SECTOR 1 | SECTOR 2 | SECTOR 3 | LAP TIME | MPH | DIFF | TIME OF DAY |
| 1 - | | 39.509 | 46.651 | 2:08.075 | 62.56 | 24.668 | 15:00:25.534 |
| 2 - | 54.899 | 52.410 | 1:04.971 | 2:52.280 (3) | 46.51 | 1:08.873 | 15:03:17.814 |
| 3 - | 48.259 | 48.010 | 1:06.459 | 2:42.728 (2) | 49.24 | 59.321 | 15:06:00.542 |
| 4 - | 30.027 | 38.538 | 34.842 | 1:43.407 (1) | 77.49 | | 15:07:43.949 |

TCR UK Oulton Park Race Day - Oulton Park Island - 10th June 2023

Milltek Sport Civic Cup

RACE 5 - SECTOR ANALYSIS



SECTOR 1 = FL to I1, SECTOR 2 = I1 to I2, SECTOR 3 = I2 to FL, DIFF = Difference To Personal Best Lap, P = Crossed Finish Line in Pit Lane, D = Time Disallowed

| P15 70 CUP | | Owen HILLMAN | | Honda Civic EP3 | | | |
|---------------------------|----------|--------------------------|----------|--------------------|-------|----------|--------------|
| IDEAL LAP TIME : 1:40.757 | | BEST LAP TIME : 1:40.757 | | DIFFERENCE : 0.000 | | | |
| LAP | SECTOR 1 | SECTOR 2 | SECTOR 3 | LAP TIME | MPH | DIFF | TIME OF DAY |
| 1 - | | 39.253 | 48.022 | 2:11.397 | 60.98 | 30.640 | 15:00:28.856 |
| 2 - | 55.140 | 52.257 | 1:05.270 | 2:52.667 (3) | 46.41 | 1:11.910 | 15:03:21.523 |
| 3 - | 49.433 | 46.753 | 1:06.977 | 2:43.163 (2) | 49.11 | 1:02.406 | 15:06:04.686 |
| 4 - | 30.024 | 38.011 | 32.722 | 1:40.757 (1) | 79.53 | | 15:07:45.443 |

| P16 98 CUP | | Jordan BRENNAN | | Honda Civic EP3 | | | |
|---------------------------|----------|--------------------------|----------|--------------------|-------|----------|--------------|
| IDEAL LAP TIME : 1:42.236 | | BEST LAP TIME : 1:42.236 | | DIFFERENCE : 0.000 | | | |
| LAP | SECTOR 1 | SECTOR 2 | SECTOR 3 | LAP TIME | MPH | DIFF | TIME OF DAY |
| 1 - | | 39.492 | 47.954 | 2:10.528 | 61.39 | 28.292 | 15:00:27.987 |
| 2 - | 55.192 | 52.265 | 1:05.052 | 2:52.509 (3) | 46.45 | 1:10.273 | 15:03:20.496 |
| 3 - | 49.039 | 47.308 | 1:06.436 | 2:42.783 (2) | 49.22 | 1:00.547 | 15:06:03.279 |
| 4 - | 30.399 | 38.508 | 33.329 | 1:42.236 (1) | 78.38 | | 15:07:45.515 |

| P17 199 CUP | | Louie CAPOZZOLI | | Honda Civic EP3 | | | |
|---------------------------|----------|--------------------------|----------|--------------------|-------|----------|--------------|
| IDEAL LAP TIME : 1:39.133 | | BEST LAP TIME : 1:39.133 | | DIFFERENCE : 0.000 | | | |
| LAP | SECTOR 1 | SECTOR 2 | SECTOR 3 | LAP TIME | MPH | DIFF | TIME OF DAY |
| 1 - | | 38.078 | IN PIT | 1:59.180 P | 67.23 | 20.047 | 15:00:16.639 |
| 2 - | OUTLAP | 38.945 | 34.200 | 3:15.522 | 40.98 | 1:36.389 | 15:03:32.161 |
| 3 - | 41.811 | 46.765 | 1:06.757 | 2:35.333 (2) | 51.58 | 56.200 | 15:06:07.494 |
| 4 - | 29.191 | 37.889 | 32.053 | 1:39.133 (1) | 80.83 | | 15:07:46.627 |

| P18 74 CUP | | Anthony GANNON | | Honda Civic EP3 | | | |
|---------------------------|----------|--------------------------|----------|--------------------|-------|----------|--------------|
| IDEAL LAP TIME : 1:41.068 | | BEST LAP TIME : 1:41.068 | | DIFFERENCE : 0.000 | | | |
| LAP | SECTOR 1 | SECTOR 2 | SECTOR 3 | LAP TIME | MPH | DIFF | TIME OF DAY |
| 1 - | | 40.444 | 48.416 | 2:13.619 | 59.97 | 32.551 | 15:00:31.078 |
| 2 - | 54.401 | 52.323 | 1:05.358 | 2:52.082 (3) | 46.56 | 1:11.014 | 15:03:23.160 |
| 3 - | 49.758 | 47.111 | 1:07.068 | 2:43.937 (2) | 48.88 | 1:02.869 | 15:06:07.097 |
| 4 - | 30.298 | 37.810 | 32.960 | 1:41.068 (1) | 79.28 | | 15:07:48.165 |

| P19 727 CUP | | Jackson WHITE | | Honda Civic EP3 | | | |
|---------------------------|----------|--------------------------|----------|--------------------|-------|----------|--------------|
| IDEAL LAP TIME : 1:43.883 | | BEST LAP TIME : 1:43.883 | | DIFFERENCE : 0.000 | | | |
| LAP | SECTOR 1 | SECTOR 2 | SECTOR 3 | LAP TIME | MPH | DIFF | TIME OF DAY |
| 1 - | | 40.963 | 47.693 | 2:12.586 | 60.44 | 28.703 | 15:00:30.045 |
| 2 - | 54.750 | 52.571 | 1:05.065 | 2:52.386 (3) | 46.48 | 1:08.503 | 15:03:22.431 |
| 3 - | 49.811 | 46.765 | 1:06.953 | 2:43.529 (2) | 49.00 | 59.646 | 15:06:05.960 |
| 4 - | 30.360 | 39.880 | 33.643 | 1:43.883 (1) | 77.14 | | 15:07:49.843 |

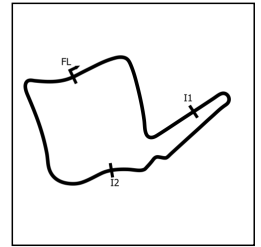
| P20 26 CUP | | Morgan BAILEY | | Honda Civic EP3 | | | |
|---------------------------|----------|--------------------------|----------|--------------------|-------|----------|--------------|
| IDEAL LAP TIME : 1:37.863 | | BEST LAP TIME : 1:38.220 | | DIFFERENCE : 0.357 | | | |
| LAP | SECTOR 1 | SECTOR 2 | SECTOR 3 | LAP TIME | MPH | DIFF | TIME OF DAY |
| 1 - | | 36.895 | 43.018 | 1:53.899 | 70.35 | 15.679 | 15:00:11.358 |
| 2 - | 52.225 | 56.883 | 1:02.645 | 2:51.753 (3) | 46.65 | 1:13.533 | 15:03:03.111 |
| 3 - | 47.525 | 51.574 | 1:11.151 | 2:50.250 (2) | 47.06 | 1:12.030 | 15:05:53.361 |
| 4 - | 28.961 | 37.252 | 32.007 | 1:38.220 (1) | 81.58 | | 15:07:31.581 |

| P21 43 CUP | | Jack HARDING | | Honda Civic EP3 | | | |
|---------------------------|----------|--------------------------|----------|--------------------|-------|----------|--------------|
| IDEAL LAP TIME : 1:38.677 | | BEST LAP TIME : 1:38.919 | | DIFFERENCE : 0.242 | | | |
| LAP | SECTOR 1 | SECTOR 2 | SECTOR 3 | LAP TIME | MPH | DIFF | TIME OF DAY |
| 1 - | | 37.254 | 40.995 | 1:56.291 | 68.90 | 17.372 | 15:00:13.750 |
| 2 - | 51.775 | 56.745 | 1:02.779 | 2:51.299 (3) | 46.78 | 1:12.380 | 15:03:05.049 |
| 3 - | 47.837 | 50.622 | 1:10.779 | 2:49.238 (2) | 47.35 | 1:10.319 | 15:05:54.287 |
| 4 - | 28.878 | 37.496 | 32.545 | 1:38.919 (1) | 81.01 | | 15:07:33.206 |

TCR UK Oulton Park Race Day - Oulton Park Island - 10th June 2023

Milltek Sport Civic Cup

RACE 5 - SECTOR ANALYSIS



SECTOR 1 = FL to I1, SECTOR 2 = I1 to I2, SECTOR 3 = I2 to FL, DIFF = Difference To Personal Best Lap, P = Crossed Finish Line in Pit Lane, D = Time Disallowed

| P22 73 CUP Dan MACDONALD | | Honda Civic EP3 | | | | | |
|---------------------------------|---------------|--------------------------|---------------|---------------------|--------------|-------|---------------------|
| IDEAL LAP TIME : 2:07.958 | | BEST LAP TIME : 2:45.332 | | | | | |
| | | DIFFERENCE : 37.374 | | | | | |
| LAP | SECTOR 1 | SECTOR 2 | SECTOR 3 | LAP TIME | MPH | DIFF | TIME OF DAY |
| 1 - | | 38.334 | 42.978 | 2:01.176 | 66.13 | | 15:00:18.635 |
| 2 - | 52.965 | 55.575 | 1:04.267 | 2:52.807 (2) | 46.37 | 7.475 | 15:03:11.442 |
| 3 - | 46.646 | 49.009 | 1:09.677 | 2:45.332 (1) | 48.46 | | 15:05:56.774 |

| P23 66 CUP Dave MARSHALL | | Honda Civic FN2 | | | | | |
|---------------------------------|---------------|--------------------------|---------------|---------------------|--------------|-------|---------------------|
| IDEAL LAP TIME : 2:10.186 | | BEST LAP TIME : 2:44.534 | | | | | |
| | | DIFFERENCE : 34.348 | | | | | |
| LAP | SECTOR 1 | SECTOR 2 | SECTOR 3 | LAP TIME | MPH | DIFF | TIME OF DAY |
| 1 - | | 38.605 | 44.576 | 2:03.928 | 64.66 | | 15:00:21.387 |
| 2 - | 53.724 | 54.073 | 1:04.756 | 2:52.553 (2) | 46.44 | 8.019 | 15:03:13.940 |
| 3 - | 47.005 | 49.330 | 1:08.199 | 2:44.534 (1) | 48.70 | | 15:05:58.474 |

TCR UK Oulton Park Race Day - Oulton Park Island - 10th June 2023

Milltek Sport Civic Cup

RACE 5 - BEST SECTORS

| SECTOR 1 | | | | SECTOR 2 | | | | SECTOR 3 | | | | IDEAL / BEST COMPARISON | | | |
|----------|-----|-----------|--------|----------|-----------|--------|-----|-----------|--------|-----|-----|-------------------------|--------------------|-----------------|--------|
| POS | NO | NAME | TIME | NO | NAME | TIME | NO | NAME | TIME | POS | NO | NAME | IDEAL | BEST | DIFF |
| | | | | | | | | | | | | | PERFECT LAP | 1:37.690 | |
| 1 | 45 | CAMP | 28.830 | 26 | BAILEY | 36.895 | 45 | CAMP | 31.965 | 1 | 45 | CAMP | 1:37.730 | 1:38.140 | 0.410 |
| 2 | 97 | KITE | 28.847 | 45 | CAMP | 36.935 | 26 | BAILEY | 32.007 | 2 | 26 | BAILEY | 1:37.863 | 1:38.220 | 0.357 |
| 3 | 42 | REDFORD | 28.849 | 38 | HOBSON | 37.056 | 42 | REDFORD | 32.052 | 3 | 42 | REDFORD | 1:38.129 | 1:38.129 | 0.000 |
| 4 | 33 | EDMUNDSON | 28.874 | 42 | REDFORD | 37.228 | 199 | CAPOZZOLI | 32.053 | 4 | 38 | HOBSON | 1:38.229 | 1:38.229 | 0.000 |
| 5 | 43 | HARDING | 28.878 | 14 | BENSLEY | 37.246 | 97 | KITE | 32.122 | 5 | 14 | BENSLEY | 1:38.331 | 1:38.331 | 0.000 |
| 6 | 38 | HOBSON | 28.883 | 43 | HARDING | 37.254 | 14 | BENSLEY | 32.186 | 6 | 97 | KITE | 1:38.518 | 1:38.518 | 0.000 |
| 7 | 14 | BENSLEY | 28.899 | 33 | EDMUNDSON | 37.358 | 77 | CHAPMAN | 32.203 | 7 | 43 | HARDING | 1:38.677 | 1:38.919 | 0.242 |
| 8 | 26 | BAILEY | 28.961 | 77 | CHAPMAN | 37.522 | 51 | BUKY | 32.221 | 8 | 33 | EDMUNDSON | 1:38.709 | 1:38.709 | 0.000 |
| 9 | 77 | CHAPMAN | 28.997 | 97 | KITE | 37.549 | 24 | KNIGHT | 32.267 | 9 | 77 | CHAPMAN | 1:38.722 | 1:38.722 | 0.000 |
| 10 | 199 | CAPOZZOLI | 29.191 | 51 | BUKY | 37.679 | 38 | HOBSON | 32.290 | 10 | 199 | CAPOZZOLI | 1:39.133 | 1:39.133 | 0.000 |
| 11 | 51 | BUKY | 29.659 | 74 | GANNON | 37.810 | 33 | EDMUNDSON | 32.477 | 11 | 51 | BUKY | 1:39.559 | 1:39.559 | 0.000 |
| 12 | 46 | CHARLIER | 29.764 | 199 | CAPOZZOLI | 37.889 | 43 | HARDING | 32.545 | 12 | 24 | KNIGHT | 1:40.273 | 1:40.273 | 0.000 |
| 13 | 19 | RUDELL | 29.773 | 70 | HILLMAN | 38.011 | 46 | CHARLIER | 32.637 | 13 | 46 | CHARLIER | 1:40.533 | 1:40.533 | 0.000 |
| 14 | 80 | WHEATLEY | 29.827 | 24 | KNIGHT | 38.013 | 19 | RUDELL | 32.663 | 14 | 70 | HILLMAN | 1:40.757 | 1:40.757 | 0.000 |
| 15 | 24 | KNIGHT | 29.993 | 46 | CHARLIER | 38.132 | 70 | HILLMAN | 32.722 | 15 | 74 | GANNON | 1:41.068 | 1:41.068 | 0.000 |
| 16 | 76 | WELCH | 30.017 | 76 | WELCH | 38.205 | 74 | GANNON | 32.960 | 16 | 19 | RUDELL | 1:41.226 | 1:41.226 | 0.000 |
| 17 | 70 | HILLMAN | 30.024 | 73 | MACDONALD | 38.334 | 80 | WHEATLEY | 33.107 | 17 | 80 | WHEATLEY | 1:41.304 | 1:41.304 | 0.000 |
| 18 | 119 | ALDEN | 30.027 | 80 | WHEATLEY | 38.370 | 76 | WELCH | 33.222 | 18 | 76 | WELCH | 1:41.444 | 1:41.444 | 0.000 |
| 19 | 74 | GANNON | 30.298 | 98 | BRENNAN | 38.508 | 98 | BRENNAN | 33.329 | 19 | 98 | BRENNAN | 1:42.236 | 1:42.236 | 0.000 |
| 20 | 727 | WHITE | 30.360 | 119 | ALDEN | 38.538 | 727 | WHITE | 33.643 | 20 | 119 | ALDEN | 1:43.407 | 1:43.407 | 0.000 |
| 21 | 98 | BRENNAN | 30.399 | 66 | MARSHALL | 38.605 | 119 | ALDEN | 34.842 | 21 | 727 | WHITE | 1:43.883 | 1:43.883 | 0.000 |
| 22 | 73 | MACDONALD | 46.646 | 19 | RUDELL | 38.790 | 73 | MACDONALD | 42.978 | 22 | 73 | MACDONALD | 2:07.958 | 2:45.332 | 37.374 |
| 23 | 66 | MARSHALL | 47.005 | 727 | WHITE | 39.880 | 66 | MARSHALL | 44.576 | 23 | 66 | MARSHALL | 2:10.186 | 2:44.534 | 34.348 |
| 24 | | | | | | | | | | | | | | | |
| 25 | | | | | | | | | | | | | | | |

TCR UK Oulton Park Race Day - Oulton Park Island - 10th June 2023

Milltek Sport Civic Cup

RACE 5 - STATISTICS

| | |
|-------------------------------|---------------------------|
| Competitors Started | 25 |
| Planned Start | 2023-06-10 @ 15:05:00.000 |
| Actual Start | 2023-06-10 @ 14:58:17.458 |
| Finish Time | 2023-06-10 @ 15:07:31.580 |
| Track Length | 2.2260mi. |
| Total Laps | 90 |
| Total Distance Covered | 200.3400mi. |

Session Fastest Lap History

| NO | CL | NAME | LAP TIME | TIME OF DAY | LAP | VEHICLE |
|-----|-----|-----------------|----------|--------------|-----|-----------------|
| 26 | CUP | Morgan BAILEY | 2:51.753 | 15:03:03.137 | 2 | Honda Civic EP3 |
| 45 | CUP | Alistair CAMP | 2:51.328 | 15:03:04.142 | 2 | Honda Civic EP3 |
| 43 | CUP | Jack HARDING | 2:51.299 | 15:03:05.074 | 2 | Honda Civic EP3 |
| 26 | CUP | Morgan BAILEY | 2:50.250 | 15:05:53.375 | 3 | Honda Civic EP3 |
| 45 | CUP | Alistair CAMP | 2:49.702 | 15:05:53.845 | 3 | Honda Civic EP3 |
| 43 | CUP | Jack HARDING | 2:49.238 | 15:05:54.301 | 3 | Honda Civic EP3 |
| 33 | CUP | Max EDMUNDSON | 2:47.898 | 15:05:54.643 | 3 | Honda Civic EP3 |
| 14 | CUP | Ryan BENSLEY | 2:47.436 | 15:05:55.884 | 3 | Honda Civic EP3 |
| 97 | CUP | Alex KITE | 2:45.769 | 15:05:56.152 | 3 | Honda Civic EP3 |
| 73 | CUP | Dan MACDONALD | 2:45.332 | 15:05:56.789 | 3 | Honda Civic EP3 |
| 42 | CUP | Will REDFORD | 2:44.865 | 15:05:57.097 | 3 | Honda Civic EP3 |
| 77 | CUP | Travis CHAPMAN | 2:44.690 | 15:05:57.455 | 3 | Honda Civic EP3 |
| 66 | CUP | Dave MARSHALL | 2:44.534 | 15:05:58.489 | 3 | Honda Civic FN2 |
| 51 | CUP | David BUKY | 2:44.180 | 15:05:58.685 | 3 | Honda Civic EP3 |
| 24 | CUP | Tommy KNIGHT | 2:43.796 | 15:05:58.997 | 3 | Honda Civic EP3 |
| 46 | CUP | Nick CHARLIER | 2:43.081 | 15:05:59.304 | 3 | Honda Civic EP3 |
| 19 | CUP | Jack RUDELL | 2:42.614 | 15:05:59.872 | 3 | Honda Civic EP3 |
| 76 | CUP | Simon WELCH | 2:42.492 | 15:06:02.323 | 3 | Honda Civic EP3 |
| 199 | CUP | Louie CAPOZZOLI | 2:35.333 | 15:06:07.514 | 3 | Honda Civic EP3 |
| 26 | CUP | Morgan BAILEY | 1:38.220 | 15:07:31.594 | 4 | Honda Civic EP3 |
| 45 | CUP | Alistair CAMP | 1:38.140 | 15:07:31.994 | 4 | Honda Civic EP3 |
| 42 | CUP | Will REDFORD | 1:38.129 | 15:07:35.227 | 4 | Honda Civic EP3 |

Session Leader History

| NO | CL | NAME | FROM LAP | LAPS LED | DISTANCE | VEHICLE |
|----|-----|---------------|----------|----------|------------|-----------------|
| 26 | CUP | Morgan BAILEY | 1 | 4 | 8.90 miles | Honda Civic EP3 |

Flag History

| TYPE | TIME OF DAY |
|--------|--------------|
| GREEN | 14:58:17.458 |
| SAFETY | 14:59:23.385 |
| GREEN | 15:05:52.256 |
| FINISH | 15:07:31.580 |

Flag Statistics

| TYPE | COUNT | TOTAL LAPS | TOTAL TIME |
|------------|-------|------------|------------|
| Green | 2 | 2 | 9:53.090 |
| Red | 0 | 0 | 0.000 |
| Safety Car | 1 | 2 | 6:28.870 |
| FCY | 0 | 0 | 0.000 |

TCR UK Oulton Park Race Day - Oulton Park Island - 10th June 2023

Milltek Sport Civic Cup

RACE 5 - STATISTICS

CLASS : CUP

25 Starters

Fastest Lap History

| NO | NAME | LAP TIME | TIME OF DAY | LAP | VEHICLE |
|-----|-----------------|----------|--------------|-----|-----------------|
| 26 | Morgan BAILEY | 2:51.753 | 15:03:03.137 | 2 | Honda Civic EP3 |
| 45 | Alistair CAMP | 2:51.328 | 15:03:04.142 | 2 | Honda Civic EP3 |
| 43 | Jack HARDING | 2:51.299 | 15:03:05.074 | 2 | Honda Civic EP3 |
| 26 | Morgan BAILEY | 2:50.250 | 15:05:53.375 | 3 | Honda Civic EP3 |
| 45 | Alistair CAMP | 2:49.702 | 15:05:53.845 | 3 | Honda Civic EP3 |
| 43 | Jack HARDING | 2:49.238 | 15:05:54.301 | 3 | Honda Civic EP3 |
| 33 | Max EDMUNDSON | 2:47.898 | 15:05:54.643 | 3 | Honda Civic EP3 |
| 14 | Ryan BENSLEY | 2:47.436 | 15:05:55.884 | 3 | Honda Civic EP3 |
| 97 | Alex KITE | 2:45.769 | 15:05:56.152 | 3 | Honda Civic EP3 |
| 73 | Dan MACDONALD | 2:45.332 | 15:05:56.789 | 3 | Honda Civic EP3 |
| 42 | Will REDFORD | 2:44.865 | 15:05:57.097 | 3 | Honda Civic EP3 |
| 77 | Travis CHAPMAN | 2:44.690 | 15:05:57.455 | 3 | Honda Civic EP3 |
| 66 | Dave MARSHALL | 2:44.534 | 15:05:58.489 | 3 | Honda Civic FN2 |
| 51 | David BUKY | 2:44.180 | 15:05:58.685 | 3 | Honda Civic EP3 |
| 24 | Tommy KNIGHT | 2:43.796 | 15:05:58.997 | 3 | Honda Civic EP3 |
| 46 | Nick CHARLIER | 2:43.081 | 15:05:59.304 | 3 | Honda Civic EP3 |
| 19 | Jack RUDELL | 2:42.614 | 15:05:59.872 | 3 | Honda Civic EP3 |
| 76 | Simon WELCH | 2:42.492 | 15:06:02.323 | 3 | Honda Civic EP3 |
| 199 | Louie CAPOZZOLI | 2:35.333 | 15:06:07.514 | 3 | Honda Civic EP3 |
| 26 | Morgan BAILEY | 1:38.220 | 15:07:31.594 | 4 | Honda Civic EP3 |
| 45 | Alistair CAMP | 1:38.140 | 15:07:31.994 | 4 | Honda Civic EP3 |
| 42 | Will REDFORD | 1:38.129 | 15:07:35.227 | 4 | Honda Civic EP3 |

Leader History

| NO | NAME | FROM LAP | LAPS LED | DISTANCE | VEHICLE |
|----|---------------|----------|----------|------------|-----------------|
| 26 | Morgan BAILEY | 1 | 4 | 8.90 miles | Honda Civic EP3 |

TCR UK Oulton Park Race Day - Oulton Park Island - 10th June 2023


Milltek Sport Civic Cup

RACE 10 - GRID (15 minutes) - AMENDED



| | | | | | | |
|--------|----|-----|-----------------|----|-----|----------------|
| ROW 13 | 25 | 54 | Harvey CATON | 26 | 55 | Chris COOMER |
| ROW 12 | 23 | 66 | Dave MARSHALL | 24 | 29 | Dan THACKERAY |
| ROW 11 | 21 | 43 | Jack HARDING | 22 | 73 | Dan MACDONALD |
| ROW 10 | 19 | 199 | Louie CAPOZZOLI | 20 | 26 | Morgan BAILEY |
| ROW 9 | 17 | 74 | Anthony GANNON | 18 | 727 | Jackson WHITE |
| ROW 8 | 15 | 70 | Owen HILLMAN | 16 | 98 | Jordan BRENNAN |
| ROW 7 | 13 | 76 | Simon WELCH | 14 | 119 | Jeff ALDEN |
| ROW 6 | 11 | 19 | Jack RUDELL | 12 | 80 | Andy WHEATLEY |
| ROW 5 | 9 | 33 | Max EDMUNDSON | 10 | 45 | Alistair CAMP |
| ROW 4 | 7 | 14 | Ryan BENSLEY | 8 | 38 | Danny HOBSON |
| ROW 3 | 5 | 42 | Will REDFORD | 6 | 97 | Alex KITE |
| ROW 2 | 3 | 51 | David BUKY | 4 | 77 | Travis CHAPMAN |
| ROW 1 | 1 | 46 | Nick CHARLIER | 2 | 24 | Tommy KNIGHT |

Pole



Car 199 - 2 place grid penalty - Causing a collision

Oulton Park Island: 2.2260 miles

These results are provisional until the conclusion of any judicial and technical matters.

| | | |
|----------------------------------|------------|--------------------------|
| Clerk Of Course : Andrew Roberts | Stewards : | Timekeeper : Sarah Evans |
|----------------------------------|------------|--------------------------|

Results can be found at www.tsl-timing.com

Printed - 16:15 Saturday, 10 June 2023



TCR UK Oulton Park Race Day - Oulton Park Island - 10th June 2023

Milltek Sport Civic Cup

RACE 10 - CLASSIFICATION



| POS | NO | CL | PIC NAME | ENTRY | LAPS | TIME | GAP | DIFF | MPH | BEST | ON |
|-----|-----|-----|-------------------|-----------------|------|-----------|--------|-------|-------|----------|----|
| 1 | 42 | CUP | 1 Will REDFORD | Honda Civic EP3 | 9 | 14:45.746 | | | 81.42 | 1:36.947 | 8 |
| 2 | 51 | CUP | 2 David BUKY | Honda Civic EP3 | 9 | 14:49.732 | 3.986 | 3.986 | 81.06 | 1:37.259 | 2 |
| 3 | 45 | CUP | 3 Alistair CAMP | Honda Civic EP3 | 9 | 14:49.919 | 4.173 | 0.187 | 81.04 | 1:36.593 | 9 |
| 4 | 14 | CUP | 4 Ryan BENSLEY | Honda Civic EP3 | 9 | 14:53.001 | 7.255 | 3.082 | 80.76 | 1:37.620 | 2 |
| 5 | 46 | CUP | 5 Nick CHARLIER | Honda Civic EP3 | 9 | 14:54.796 | 9.050 | 1.795 | 80.60 | 1:37.643 | 2 |
| 6 | 24 | CUP | 6 Tommy KNIGHT | Honda Civic EP3 | 9 | 14:56.030 | 10.284 | 1.234 | 80.49 | 1:38.320 | 2 |
| 7 | 199 | CUP | 7 Louie CAPOZZOLI | Honda Civic EP3 | 9 | 14:56.184 | 10.438 | 0.154 | 80.47 | 1:37.075 | 3 |
| 8 | 97 | CUP | 8 Alex KITE | Honda Civic EP3 | 9 | 14:56.493 | 10.747 | 0.309 | 80.44 | 1:37.679 | 2 |
| 9 | 77 | CUP | 9 Travis CHAPMAN | Honda Civic EP3 | 9 | 14:57.121 | 11.375 | 0.628 | 80.39 | 1:37.787 | 3 |
| 10 | 29 | CUP | 10 Dan THACKERAY | Honda Civic EP3 | 9 | 14:57.699 | 11.953 | 0.578 | 80.34 | 1:37.439 | 3 |
| 11 | 33 | CUP | 11 Max EDMUNDSON | Honda Civic EP3 | 9 | 15:01.502 | 15.756 | 3.803 | 80.00 | 1:37.604 | 3 |
| 12 | 80 | CUP | 12 Andy WHEATLEY | Honda Civic EP3 | 9 | 15:01.807 | 16.061 | 0.305 | 79.97 | 1:38.409 | 6 |
| 13 | 19 | CUP | 13 Jack RUDELL | Honda Civic EP3 | 9 | 15:03.104 | 17.358 | 1.297 | 79.86 | 1:38.489 | 4 |
| 14 | 98 | CUP | 14 Jordan BRENNAN | Honda Civic EP3 | 9 | 15:04.631 | 18.885 | 1.527 | 79.72 | 1:38.488 | 4 |
| 15 | 73 | CUP | 15 Dan MACDONALD | Honda Civic EP3 | 9 | 15:07.728 | 21.982 | 3.097 | 79.45 | 1:37.830 | 9 |
| 16 | 70* | CUP | 16 Owen HILLMAN | Honda Civic EP3 | 9 | 15:07.848 | 22.102 | 0.120 | 79.44 | 1:38.406 | 3 |
| 17 | 66 | CUP | 17 Dave MARSHALL | Honda Civic FN2 | 9 | 15:13.819 | 28.073 | 5.971 | 78.92 | 1:39.619 | 5 |
| 18 | 76 | CUP | 18 Simon WELCH | Honda Civic EP3 | 9 | 15:14.705 | 28.959 | 0.886 | 78.84 | 1:39.685 | 5 |
| 19 | 74 | CUP | 19 Anthony GANNON | Honda Civic EP3 | 9 | 15:15.456 | 29.710 | 0.751 | 78.78 | 1:39.524 | 3 |

NOT CLASSIFIED

| | | | | | | | | | | | |
|-----|-----|-----|---------------|-----------------|---|-----------|--------|--------|-------|----------|---|
| DNF | 727 | CUP | Jackson WHITE | Honda Civic EP3 | 8 | 13:41.280 | 1 Lap | 1 Lap | 78.05 | 1:40.359 | 5 |
| DNF | 38 | CUP | Danny HOBSON | Honda Civic EP3 | 5 | 8:19.872 | 4 Laps | 3 Laps | 80.15 | 1:37.816 | 2 |

NOT STARTED

| | | | | |
|----|-----|-----|---------------|-----------------|
| NS | 119 | CUP | Jeff ALDEN | Honda Civic FN2 |
| NS | 26 | CUP | Morgan BAILEY | Honda Civic EP3 |
| NS | 43 | CUP | Jack HARDING | Honda Civic EP3 |
| NS | 54 | CUP | Harvey CATON | Honda Civic EP3 |
| NS | 55 | CUP | Chris COOMER | Honda Civic EP3 |

FASTEST LAP

| | | | | | | | |
|----|-----|---------------|-----------------|---|----------|-----------|------------|
| 45 | CUP | Alistair CAMP | Honda Civic EP3 | 9 | 1:36.593 | 82.96 mph | 133.51 kph |
|----|-----|---------------|-----------------|---|----------|-----------|------------|

Car 70 - 5 second penalty - Track Limits

Weather / Track : Cloudy / Dry

These results are provisional until the conclusion of any judicial and technical matters.

Race Distance: 9 Laps / 20.03 miles

Oulton Park Island: 2.2260 miles

Date: 10/06/2023 Start: 18:12 Finish: 18:26

| | | |
|----------------------------------|------------|--------------------------|
| Clerk Of Course : Andrew Roberts | Stewards : | Timekeeper : Sarah Evans |
|----------------------------------|------------|--------------------------|

Results can be found at www.tsl-timing.com

Printed - 18:29 Saturday, 10 June 2023



TCR UK Oulton Park Race Day - Oulton Park Island - 10th June 2023

Milltek Sport Civic Cup

RACE 10 - LAP CHART

| LAP 1 @ 18:13:48.389 | | | LAP 2 @ 18:15:26.032 | | | LAP 3 @ 18:17:04.014 | | | LAP 4 @ 18:18:42.903 | | | LAP 5 @ 18:20:21.114 | | |
|----------------------|--------|----------|----------------------|--------|----------|----------------------|--------|----------|----------------------|--------|----------|----------------------|--------|----------|
| NO | BEHIND | LAP TIME | NO | BEHIND | LAP TIME | NO | BEHIND | LAP TIME | NO | BEHIND | LAP TIME | NO | BEHIND | LAP TIME |
| 46 | | 1:43.733 | 46 | | 1:37.643 | 46 | | 1:37.982 | 46 | | 1:38.889 | 42 | | 1:38.072 |
| 24 | 0.634 | 1:44.367 | 24 | 1.311 | 1:38.320 | 42 | 0.479 | 1:37.020 | 42 | 0.139 | 1:38.549 | 46 | 1.593 | 1:39.804 |
| 42 | 1.463 | 1:45.196 | 42 | 1.441 | 1:37.621 | 24 | 1.728 | 1:38.399 | 51 | 1.469 | 1:38.250 | 51 | 1.637 | 1:38.379 |
| 51 | 2.009 | 1:45.742 | 51 | 1.625 | 1:37.259 | 51 | 2.108 | 1:38.465 | 24 | 1.558 | 1:38.719 | 24 | 2.583 | 1:39.236 |
| 97 | 2.394 | 1:46.127 | 97 | 2.430 | 1:37.679 | 97 | 2.492 | 1:38.044 | 14 | 1.905 | 1:38.042 | 14 | 2.714 | 1:39.020 |
| 14 | 2.709 | 1:46.442 | 14 | 2.686 | 1:37.620 | 14 | 2.752 | 1:38.048 | 45 | 2.079 | 1:37.991 | 45 | 2.840 | 1:38.972 |
| 45 | 3.234 | 1:46.967 | 45 | 3.518 | 1:37.927 | 45 | 2.977 | 1:37.441 | 97 | 2.081 | 1:38.478 | 97 | 3.108 | 1:39.238 |
| 33 | 3.458 | 1:47.191 | 33 | 3.837 | 1:38.022 | 33 | 3.459 | 1:37.604 | 33 | 2.503 | 1:37.933 | 38 | 3.414 | 1:38.633 |
| 38 | 3.886 | 1:47.619 | 38 | 4.059 | 1:37.816 | 38 | 3.942 | 1:37.865 | 38 | 2.992 | 1:37.939 | 33 | 3.676 | 1:39.384 |
| 77 | 4.553 | 1:48.286 | 77 | 5.092 | 1:38.182 | 77 | 4.897 | 1:37.787 | 199 | 4.225 | 1:37.906 | 199 | 4.137 | 1:38.123 |
| 19 | 5.455 | 1:49.188 | 199 | 6.115 | 1:37.489 | 199 | 5.208 | 1:37.075 | 77 | 4.668 | 1:38.660 | 77 | 4.952 | 1:38.495 |
| 199 | 6.269 | 1:50.002 | 19 | 6.650 | 1:38.838 | 19 | 7.426 | 1:38.758 | 19 | 7.026 | 1:38.489 | 19 | 7.419 | 1:38.604 |
| 80 | 6.554 | 1:50.287 | 80 | 8.078 | 1:39.167 | 80 | 8.849 | 1:38.753 | 29 | 8.472 | 1:38.152 | 29 | 8.437 | 1:38.176 |
| 70 | 6.784 | 1:50.517 | 70 | 8.651 | 1:39.510 | 70 | 9.075 | 1:38.406 | 80 | 8.559 | 1:38.599 | 80 | 9.217 | 1:38.869 |
| 76 | 7.524 | 1:51.257 | 29 | 9.752 | 1:38.391 | 29 | 9.209 | 1:37.439 | 70 | 9.217 | 1:39.031 | 70 | 9.717 | 1:38.711 |
| 98 | 8.136 | 1:51.869 | 76 | 10.223 | 1:40.342 | 76 | 12.943 | 1:40.702 | 98 | 13.053 | 1:38.488 | 98 | 13.538 | 1:38.696 |
| 29 | 9.004 | 1:52.737 | 98 | 11.099 | 1:40.606 | 98 | 13.454 | 1:40.337 | 76 | 14.235 | 1:40.181 | 76 | 15.709 | 1:39.685 |
| 74 | 9.322 | 1:53.055 | 66 | 11.832 | 1:40.111 | 66 | 13.602 | 1:39.752 | 66 | 14.615 | 1:39.902 | 66 | 16.023 | 1:39.619 |
| 66 | 9.364 | 1:53.097 | 74 | 12.631 | 1:40.952 | 74 | 14.173 | 1:39.524 | 74 | 15.305 | 1:40.021 | 73 | 16.395 | 1:39.064 |
| 73 | 9.516 | 1:53.249 | 73 | 12.846 | 1:40.973 | 73 | 14.460 | 1:39.596 | 73 | 15.542 | 1:39.971 | 74 | 17.167 | 1:40.073 |
| 727 | 11.136 | 1:54.869 | 727 | 14.716 | 1:41.223 | 727 | 17.839 | 1:41.105 | 727 | 19.362 | 1:40.412 | 727 | 21.510 | 1:40.359 |

TCR UK Oulton Park Race Day - Oulton Park Island - 10th June 2023

Milltek Sport Civic Cup

RACE 10 - LAP CHART

| LAP 6 @ 18:21:58.849 | | | LAP 7 @ 18:23:36.330 | | | LAP 8 @ 18:25:13.277 | | | LAP 9 @ 18:26:50.402 | | |
|----------------------|--------|----------|----------------------|--------|----------|----------------------|--------|----------|----------------------|--------|----------|
| NO | BEHIND | LAP TIME | NO | BEHIND | LAP TIME | NO | BEHIND | LAP TIME | NO | BEHIND | LAP TIME |
| 42 | | 1:37.735 | 42 | | 1:37.481 | 42 | | 1:36.947 | 42 | | 1:37.125 |
| 51 | 1.488 | 1:37.586 | 51 | 1.388 | 1:37.381 | 51 | 2.809 | 1:38.368 | 51 | 3.986 | 1:38.302 |
| 46 | 3.044 | 1:39.186 | 45 | 4.570 | 1:38.048 | 45 | 4.705 | 1:37.082 | 45 | 4.173 | 1:36.593 |
| 14 | 3.183 | 1:38.204 | 46 | 5.580 | 1:40.017 | 14 | 6.747 | 1:37.839 | 14 | 7.255 | 1:37.633 |
| 45 | 4.003 | 1:38.898 | 14 | 5.855 | 1:40.153 | 46 | 7.204 | 1:38.571 | 46 | 9.050 | 1:38.971 |
| 24 | 4.231 | 1:39.383 | 24 | 6.241 | 1:39.491 | 24 | 8.472 | 1:39.178 | 24 | 10.284 | 1:38.937 |
| 33 | 4.844 | 1:38.903 | 33 | 6.438 | 1:39.075 | 199 | 8.755 | 1:38.692 | 199 | 10.438 | 1:38.808 |
| 97 | 4.849 | 1:39.476 | 97 | 6.760 | 1:39.392 | 97 | 10.015 | 1:40.202 | 97 | 10.747 | 1:37.857 |
| 199 | 4.884 | 1:38.482 | 199 | 7.010 | 1:39.607 | 77 | 10.404 | 1:40.028 | 77 | 11.375 | 1:38.096 |
| 77 | 5.536 | 1:38.319 | 77 | 7.323 | 1:39.268 | 29 | 10.845 | 1:38.792 | 29 | 11.953 | 1:38.233 |
| 29 | 8.992 | 1:38.290 | 29 | 9.000 | 1:37.489 | 33 | 12.844 | 1:43.353 | 33 | 15.756 | 1:40.037 |
| 19 | 9.311 | 1:39.627 | 19 | 10.761 | 1:38.931 | 19 | 12.971 | 1:39.157 | 80 | 16.061 | 1:39.689 |
| 80 | 9.891 | 1:38.409 | 80 | 11.707 | 1:39.297 | 80 | 13.497 | 1:38.737 | 70 | 17.102 | 1:40.218 |
| 70 | 10.445 | 1:38.463 | 70 | 12.030 | 1:39.066 | 70 | 14.009 | 1:38.926 | 19 | 17.358 | 1:41.512 |
| 98 | 14.577 | 1:38.774 | 98 | 15.832 | 1:38.736 | 98 | 17.507 | 1:38.622 | 98 | 18.885 | 1:38.503 |
| 76 | 17.889 | 1:39.915 | 73 | 20.279 | 1:39.482 | 73 | 21.277 | 1:37.945 | 73 | 21.982 | 1:37.830 |
| 73 | 18.278 | 1:39.618 | 76 | 21.348 | 1:40.940 | 66 | 24.840 | 1:40.010 | 66 | 28.073 | 1:40.358 |
| 66 | 19.020 | 1:40.732 | 66 | 21.777 | 1:40.238 | 76 | 25.380 | 1:40.979 | 76 | 28.959 | 1:40.704 |
| 74 | 19.675 | 1:40.243 | 74 | 22.900 | 1:40.706 | 74 | 26.290 | 1:40.337 | 74 | 29.710 | 1:40.545 |
| 727 | 24.634 | 1:40.859 | 727 | 28.570 | 1:41.417 | 727 | 32.659 | 1:41.036 | | | |

TCR UK Oulton Park Race Day - Oulton Park Island - 10th June 2023

Milltek Sport Civic Cup

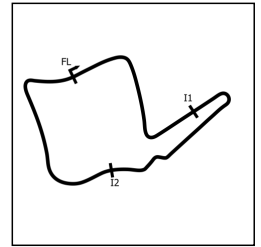
RACE 10 - POSITION CHART

| No | Name | Lap Pos | | | | | | | | | | | | | | | | | | |
|-----|-----------|------------|-----|-----|-----|-----|-----|-----|-----|-----|-----|--|--|--|--|--|--|--|--|--|
| | | | 1 | 2 | 3 | 4 | 5 | 6 | 7 | 8 | 9 | | | | | | | | | |
| 46 | CHARLIER | 1 | 46 | 46 | 46 | 46 | 42 | 42 | 42 | 42 | 42 | | | | | | | | | |
| 24 | KNIGHT | 2 | 24 | 24 | 42 | 42 | 46 | 51 | 51 | 51 | 51 | | | | | | | | | |
| 51 | BUKY | 3 | 42 | 42 | 24 | 51 | 51 | 46 | 45 | 45 | 45 | | | | | | | | | |
| 77 | CHAPMAN | 4 | 51 | 51 | 51 | 24 | 24 | 14 | 46 | 14 | 14 | | | | | | | | | |
| 42 | REDFORD | 5 | 97 | 97 | 97 | 14 | 14 | 45 | 14 | 46 | 46 | | | | | | | | | |
| 97 | KITE | 6 | 14 | 14 | 14 | 45 | 45 | 24 | 24 | 24 | 24 | | | | | | | | | |
| 14 | BENSLEY | 7 | 45 | 45 | 45 | 97 | 97 | 33 | 33 | 199 | 199 | | | | | | | | | |
| 38 | HOBSON | 8 | 33 | 33 | 33 | 33 | 38 | 97 | 97 | 97 | 97 | | | | | | | | | |
| 33 | EDMUNDSON | 9 | 38 | 38 | 38 | 38 | 33 | 199 | 199 | 77 | 77 | | | | | | | | | |
| 45 | CAMP | 10 | 77 | 77 | 77 | 199 | 199 | 77 | 77 | 29 | 29 | | | | | | | | | |
| 19 | RUDELLE | 11 | 19 | 199 | 199 | 77 | 77 | 29 | 29 | 33 | 33 | | | | | | | | | |
| 80 | WHEATLEY | 12 | 199 | 19 | 19 | 19 | 19 | 19 | 19 | 19 | 80 | | | | | | | | | |
| 76 | WELCH | 13 | 80 | 80 | 80 | 29 | 29 | 80 | 80 | 80 | 70 | | | | | | | | | |
| 119 | ALDEN | 14 | 70 | 70 | 70 | 80 | 80 | 70 | 70 | 70 | 19 | | | | | | | | | |
| 70 | HILLMAN | 15 | 76 | 29 | 29 | 70 | 70 | 98 | 98 | 98 | 98 | | | | | | | | | |
| 98 | BRENNAN | 16 | 98 | 76 | 76 | 98 | 98 | 76 | 73 | 73 | 73 | | | | | | | | | |
| 74 | GANNON | 17 | 29 | 98 | 98 | 76 | 76 | 73 | 76 | 66 | 66 | | | | | | | | | |
| 727 | WHITE | 18 | 74 | 66 | 66 | 66 | 66 | 66 | 66 | 76 | 76 | | | | | | | | | |
| 199 | CAPOZZOLI | 19 | 66 | 74 | 74 | 74 | 73 | 74 | 74 | 74 | 74 | | | | | | | | | |
| 26 | BAILEY | 20 | 73 | 73 | 73 | 73 | 74 | 727 | 727 | 727 | | | | | | | | | | |
| 43 | HARDING | 21 | 727 | 727 | 727 | 727 | 727 | | | | | | | | | | | | | |
| 73 | MACDONALD | 22 | | | | | | | | | | | | | | | | | | |
| 66 | MARSHALL | 23 | | | | | | | | | | | | | | | | | | |
| 29 | THACKERAY | 24 | | | | | | | | | | | | | | | | | | |
| 54 | CATON | 25 | | | | | | | | | | | | | | | | | | |
| 55 | COOMER | 26 | | | | | | | | | | | | | | | | | | |

TCR UK Oulton Park Race Day - Oulton Park Island - 10th June 2023

Milltek Sport Civic Cup

RACE 10 - SECTOR ANALYSIS



SECTOR 1 = FL to I1, SECTOR 2 = I1 to I2, SECTOR 3 = I2 to FL, DIFF = Difference To Personal Best Lap, P = Crossed Finish Line in Pit Lane, D = Time Disallowed

| P1 42 CUP | | Will REDFORD | | Honda Civic EP3 | | | |
|---------------------------|---------------|--------------------------|---------------|---------------------|--------------|-------|---------------------|
| IDEAL LAP TIME : 1:36.765 | | BEST LAP TIME : 1:36.947 | | DIFFERENCE : 0.182 | | | |
| LAP | SECTOR 1 | SECTOR 2 | SECTOR 3 | LAP TIME | MPH | DIFF | TIME OF DAY |
| 1 - | | 37.706 | 31.770 | 1:45.196 | 76.17 | 8.249 | 18:13:49.852 |
| 2 - | 28.325 | 37.084 | 32.212 | 1:37.621 | 82.08 | 0.674 | 18:15:27.473 |
| 3 - | 28.580 | 36.692 | 31.748 | 1:37.020 (2) | 82.59 | 0.073 | 18:17:04.493 |
| 4 - | 28.698 | 37.561 | 32.290 | 1:38.549 | 81.31 | 1.602 | 18:18:43.042 |
| 5 - | 28.918 | 37.013 | 32.141 | 1:38.072 | 81.71 | 1.125 | 18:20:21.114 |
| 6 - | 28.582 | 37.177 | 31.976 | 1:37.735 | 81.99 | 0.788 | 18:21:58.849 |
| 7 - | 28.701 | 36.925 | 31.855 | 1:37.481 | 82.20 | 0.534 | 18:23:36.330 |
| 8 - | 28.453 | 36.734 | 31.760 | 1:36.947 (1) | 82.65 | | 18:25:13.277 |
| 9 - | 28.342 | 36.881 | 31.902 | 1:37.125 (3) | 82.50 | 0.178 | 18:26:50.402 |

| P2 51 CUP | | David BUKY | | Honda Civic EP3 | | | |
|---------------------------|---------------|--------------------------|---------------|---------------------|--------------|-------|---------------------|
| IDEAL LAP TIME : 1:37.127 | | BEST LAP TIME : 1:37.259 | | DIFFERENCE : 0.132 | | | |
| LAP | SECTOR 1 | SECTOR 2 | SECTOR 3 | LAP TIME | MPH | DIFF | TIME OF DAY |
| 1 - | | 38.329 | 32.017 | 1:45.742 | 75.78 | 8.483 | 18:13:50.398 |
| 2 - | 28.209 | 37.137 | 31.913 | 1:37.259 (1) | 82.39 | | 18:15:27.657 |
| 3 - | 29.121 | 37.359 | 31.985 | 1:38.465 | 81.38 | 1.206 | 18:17:06.122 |
| 4 - | 28.502 | 37.458 | 32.290 | 1:38.250 | 81.56 | 0.991 | 18:18:44.372 |
| 5 - | 28.608 | 37.030 | 32.741 | 1:38.379 | 81.45 | 1.120 | 18:20:22.751 |
| 6 - | 28.626 | 37.072 | 31.888 | 1:37.586 (3) | 82.11 | 0.327 | 18:22:00.337 |
| 7 - | 28.338 | 37.092 | 31.951 | 1:37.381 (2) | 82.29 | 0.122 | 18:23:37.718 |
| 8 - | 28.611 | 37.397 | 32.360 | 1:38.368 | 81.46 | 1.109 | 18:25:16.086 |
| 9 - | 28.641 | 37.306 | 32.355 | 1:38.302 | 81.52 | 1.043 | 18:26:54.388 |

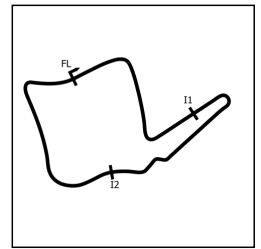
| P3 45 CUP | | Alistair CAMP | | Honda Civic EP3 | | | |
|---------------------------|---------------|--------------------------|---------------|---------------------|--------------|--------|---------------------|
| IDEAL LAP TIME : 1:36.492 | | BEST LAP TIME : 1:36.593 | | DIFFERENCE : 0.101 | | | |
| LAP | SECTOR 1 | SECTOR 2 | SECTOR 3 | LAP TIME | MPH | DIFF | TIME OF DAY |
| 1 - | | 37.870 | 32.042 | 1:46.967 | 74.91 | 10.374 | 18:13:51.623 |
| 2 - | 28.342 | 37.014 | 32.571 | 1:37.927 | 81.83 | 1.334 | 18:15:29.550 |
| 3 - | 28.212 | 37.542 | 31.687 | 1:37.441 (3) | 82.24 | 0.848 | 18:17:06.991 |
| 4 - | 28.493 | 37.725 | 31.773 | 1:37.991 | 81.77 | 1.398 | 18:18:44.982 |
| 5 - | 29.189 | 37.336 | 32.447 | 1:38.972 | 80.96 | 2.379 | 18:20:23.954 |
| 6 - | 29.166 | 37.505 | 32.227 | 1:38.898 | 81.02 | 2.305 | 18:22:02.852 |
| 7 - | 29.081 | 37.061 | 31.906 | 1:38.048 | 81.73 | 1.455 | 18:23:40.900 |
| 8 - | 28.748 | 36.593 | 31.741 | 1:37.082 (2) | 82.54 | 0.489 | 18:25:17.982 |
| 9 - | 28.220 | 36.620 | 31.753 | 1:36.593 (1) | 82.96 | | 18:26:54.575 |

| P4 14 CUP | | Ryan BENSLEY | | Honda Civic EP3 | | | |
|---------------------------|---------------|--------------------------|---------------|---------------------|--------------|-------|---------------------|
| IDEAL LAP TIME : 1:37.369 | | BEST LAP TIME : 1:37.620 | | DIFFERENCE : 0.251 | | | |
| LAP | SECTOR 1 | SECTOR 2 | SECTOR 3 | LAP TIME | MPH | DIFF | TIME OF DAY |
| 1 - | | 38.007 | 32.009 | 1:46.442 | 75.28 | 8.822 | 18:13:51.098 |
| 2 - | 28.464 | 37.210 | 31.946 | 1:37.620 (1) | 82.08 | | 18:15:28.718 |
| 3 - | 28.647 | 37.485 | 31.916 | 1:38.048 | 81.73 | 0.428 | 18:17:06.766 |
| 4 - | 28.489 | 37.609 | 31.944 | 1:38.042 | 81.73 | 0.422 | 18:18:44.808 |
| 5 - | 29.077 | 37.418 | 32.525 | 1:39.020 | 80.92 | 1.400 | 18:20:23.828 |
| 6 - | 29.183 | 37.089 | 31.932 | 1:38.204 | 81.60 | 0.584 | 18:22:02.032 |
| 7 - | 29.521 | 38.159 | 32.473 | 1:40.153 | 80.01 | 2.533 | 18:23:42.185 |
| 8 - | 28.707 | 37.256 | 31.876 | 1:37.839 (3) | 81.90 | 0.219 | 18:25:20.024 |
| 9 - | 28.404 | 37.210 | 32.019 | 1:37.633 (2) | 82.07 | 0.013 | 18:26:57.657 |

TCR UK Oulton Park Race Day - Oulton Park Island - 10th June 2023

Milltek Sport Civic Cup

RACE 10 - SECTOR ANALYSIS



SECTOR 1 = FL to I1, SECTOR 2 = I1 to I2, SECTOR 3 = I2 to FL, DIFF = Difference To Personal Best Lap, P = Crossed Finish Line in Pit Lane, D = Time Disallowed

| P5 46 CUP | | Nick CHARLIER | | Honda Civic EP3 | | | |
|---------------------------|---------------|--------------------------|---------------|---------------------|--------------|-------|---------------------|
| IDEAL LAP TIME : 1:37.631 | | BEST LAP TIME : 1:37.643 | | DIFFERENCE : 0.012 | | | |
| LAP | SECTOR 1 | SECTOR 2 | SECTOR 3 | LAP TIME | MPH | DIFF | TIME OF DAY |
| 1 - | | 37.108 | 32.349 | 1:43.733 | 77.25 | 6.090 | 18:13:48.389 |
| 2 - | 28.686 | 36.932 | 32.025 | 1:37.643 (1) | 82.07 | | 18:15:26.032 |
| 3 - | 28.892 | 36.920 | 32.170 | 1:37.982 (2) | 81.78 | 0.339 | 18:17:04.014 |
| 4 - | 29.217 | 37.312 | 32.360 | 1:38.889 | 81.03 | 1.246 | 18:18:42.903 |
| 5 - | 29.194 | 37.719 | 32.891 | 1:39.804 | 80.29 | 2.161 | 18:20:22.707 |
| 6 - | 28.999 | 37.472 | 32.715 | 1:39.186 | 80.79 | 1.543 | 18:22:01.893 |
| 7 - | 29.689 | 37.988 | 32.340 | 1:40.017 | 80.12 | 2.374 | 18:23:41.910 |
| 8 - | 28.794 | 37.246 | 32.531 | 1:38.571 (3) | 81.29 | 0.928 | 18:25:20.481 |
| 9 - | 28.794 | 37.584 | 32.593 | 1:38.971 | 80.96 | 1.328 | 18:26:59.452 |

| P6 24 CUP | | Tommy KNIGHT | | Honda Civic EP3 | | | |
|---------------------------|---------------|--------------------------|---------------|---------------------|--------------|-------|---------------------|
| IDEAL LAP TIME : 1:37.832 | | BEST LAP TIME : 1:38.320 | | DIFFERENCE : 0.488 | | | |
| LAP | SECTOR 1 | SECTOR 2 | SECTOR 3 | LAP TIME | MPH | DIFF | TIME OF DAY |
| 1 - | | 37.299 | 32.005 | 1:44.367 | 76.78 | 6.047 | 18:13:49.023 |
| 2 - | 28.712 | 37.251 | 32.357 | 1:38.320 (1) | 81.50 | | 18:15:27.343 |
| 3 - | 29.253 | 37.161 | 31.985 | 1:38.399 (2) | 81.43 | 0.079 | 18:17:05.742 |
| 4 - | 28.686 | 37.418 | 32.615 | 1:38.719 (3) | 81.17 | 0.399 | 18:18:44.461 |
| 5 - | 29.158 | 37.209 | 32.869 | 1:39.236 | 80.75 | 0.916 | 18:20:23.697 |
| 6 - | 29.149 | 37.630 | 32.604 | 1:39.383 | 80.63 | 1.063 | 18:22:03.080 |
| 7 - | 29.103 | 37.867 | 32.521 | 1:39.491 | 80.54 | 1.171 | 18:23:42.571 |
| 8 - | 28.992 | 38.008 | 32.178 | 1:39.178 | 80.80 | 0.858 | 18:25:21.749 |
| 9 - | 28.828 | 37.588 | 32.521 | 1:38.937 | 80.99 | 0.617 | 18:27:00.686 |

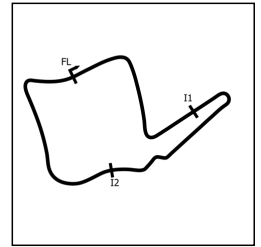
| P7 199 CUP | | Louie CAPOZZOLI | | Honda Civic EP3 | | | |
|---------------------------|---------------|--------------------------|---------------|---------------------|--------------|--------|---------------------|
| IDEAL LAP TIME : 1:36.908 | | BEST LAP TIME : 1:37.075 | | DIFFERENCE : 0.167 | | | |
| LAP | SECTOR 1 | SECTOR 2 | SECTOR 3 | LAP TIME | MPH | DIFF | TIME OF DAY |
| 1 - | | 38.445 | 32.334 | 1:50.002 | 72.84 | 12.927 | 18:13:54.658 |
| 2 - | 28.275 | 37.321 | 31.893 | 1:37.489 (2) | 82.20 | 0.414 | 18:15:32.147 |
| 3 - | 28.442 | 36.867 | 31.766 | 1:37.075 (1) | 82.55 | | 18:17:09.222 |
| 4 - | 28.515 | 37.220 | 32.171 | 1:37.906 (3) | 81.84 | 0.831 | 18:18:47.128 |
| 5 - | 29.152 | 37.018 | 31.953 | 1:38.123 | 81.66 | 1.048 | 18:20:25.251 |
| 6 - | 28.855 | 37.556 | 32.071 | 1:38.482 | 81.37 | 1.407 | 18:22:03.733 |
| 7 - | 29.445 | 37.660 | 32.502 | 1:39.607 | 80.45 | 2.532 | 18:23:43.340 |
| 8 - | 28.873 | 37.658 | 32.161 | 1:38.692 | 81.19 | 1.617 | 18:25:22.032 |
| 9 - | 28.791 | 37.578 | 32.439 | 1:38.808 | 81.10 | 1.733 | 18:27:00.840 |

| P8 97 CUP | | Alex KITE | | Honda Civic EP3 | | | |
|---------------------------|---------------|--------------------------|---------------|---------------------|--------------|-------|---------------------|
| IDEAL LAP TIME : 1:37.154 | | BEST LAP TIME : 1:37.679 | | DIFFERENCE : 0.525 | | | |
| LAP | SECTOR 1 | SECTOR 2 | SECTOR 3 | LAP TIME | MPH | DIFF | TIME OF DAY |
| 1 - | | 38.080 | 31.925 | 1:46.127 | 75.50 | 8.448 | 18:13:50.783 |
| 2 - | 28.212 | 37.585 | 31.882 | 1:37.679 (1) | 82.04 | | 18:15:28.462 |
| 3 - | 28.648 | 37.343 | 32.053 | 1:38.044 (3) | 81.73 | 0.365 | 18:17:06.506 |
| 4 - | 28.487 | 37.464 | 32.527 | 1:38.478 | 81.37 | 0.799 | 18:18:44.984 |
| 5 - | 29.478 | 37.718 | 32.042 | 1:39.238 | 80.75 | 1.559 | 18:20:24.222 |
| 6 - | 29.156 | 37.695 | 32.625 | 1:39.476 | 80.55 | 1.797 | 18:22:03.698 |
| 7 - | 29.265 | 37.592 | 32.535 | 1:39.392 | 80.62 | 1.713 | 18:23:43.090 |
| 8 - | 28.816 | 39.106 | 32.280 | 1:40.202 | 79.97 | 2.523 | 18:25:23.292 |
| 9 - | 28.645 | 37.060 | 32.152 | 1:37.857 (2) | 81.89 | 0.178 | 18:27:01.149 |

TCR UK Oulton Park Race Day - Oulton Park Island - 10th June 2023

Milltek Sport Civic Cup

RACE 10 - SECTOR ANALYSIS



SECTOR 1 = FL to I1, SECTOR 2 = I1 to I2, SECTOR 3 = I2 to FL, DIFF = Difference To Personal Best Lap, P = Crossed Finish Line in Pit Lane, D = Time Disallowed

| P9 77 CUP Travis CHAPMAN | | | Honda Civic EP3 | | | | |
|---------------------------|---------------|--------------------------|-----------------|---------------------|--------------|--------|---------------------|
| IDEAL LAP TIME : 1:37.721 | | BEST LAP TIME : 1:37.787 | | DIFFERENCE : 0.066 | | | |
| LAP | SECTOR 1 | SECTOR 2 | SECTOR 3 | LAP TIME | MPH | DIFF | TIME OF DAY |
| 1 - | | 38.840 | 32.044 | 1:48.286 | 74.00 | 10.499 | 18:13:52.942 |
| 2 - | 28.633 | 37.566 | 31.983 | 1:38.182 (3) | 81.61 | 0.395 | 18:15:31.124 |
| 3 - | 28.370 | 37.393 | 32.024 | 1:37.787 (1) | 81.94 | | 18:17:08.911 |
| 4 - | 28.428 | 37.368 | 32.864 | 1:38.660 | 81.22 | 0.873 | 18:18:47.571 |
| 5 - | 28.923 | 37.585 | 31.987 | 1:38.495 | 81.36 | 0.708 | 18:20:26.066 |
| 6 - | 28.622 | 37.634 | 32.063 | 1:38.319 | 81.50 | 0.532 | 18:22:04.385 |
| 7 - | 29.002 | 38.017 | 32.249 | 1:39.268 | 80.72 | 1.481 | 18:23:43.653 |
| 8 - | 28.844 | 38.928 | 32.256 | 1:40.028 | 80.11 | 2.241 | 18:25:23.681 |
| 9 - | 28.617 | 37.492 | 31.987 | 1:38.096 (2) | 81.69 | 0.309 | 18:27:01.777 |

| P10 29 CUP Dan THACKERAY | | | Honda Civic EP3 | | | | |
|---------------------------|---------------|--------------------------|-----------------|---------------------|--------------|--------|---------------------|
| IDEAL LAP TIME : 1:37.357 | | BEST LAP TIME : 1:37.439 | | DIFFERENCE : 0.082 | | | |
| LAP | SECTOR 1 | SECTOR 2 | SECTOR 3 | LAP TIME | MPH | DIFF | TIME OF DAY |
| 1 - | | 39.453 | 33.367 | 1:52.737 | 71.08 | 15.298 | 18:13:57.393 |
| 2 - | 28.508 | 37.461 | 32.422 | 1:38.391 | 81.44 | 0.952 | 18:15:35.784 |
| 3 - | 28.410 | 36.971 | 32.058 | 1:37.439 (1) | 82.24 | | 18:17:13.223 |
| 4 - | 28.540 | 37.026 | 32.586 | 1:38.152 (3) | 81.64 | 0.713 | 18:18:51.375 |
| 5 - | 28.994 | 37.041 | 32.141 | 1:38.176 | 81.62 | 0.737 | 18:20:29.551 |
| 6 - | 28.454 | 37.025 | 32.811 | 1:38.290 | 81.53 | 0.851 | 18:22:07.841 |
| 7 - | 28.529 | 36.889 | 32.071 | 1:37.489 (2) | 82.20 | 0.050 | 18:23:45.330 |
| 8 - | 28.518 | 38.203 | 32.071 | 1:38.792 | 81.11 | 1.353 | 18:25:24.122 |
| 9 - | 28.753 | 37.177 | 32.303 | 1:38.233 | 81.57 | 0.794 | 18:27:02.355 |

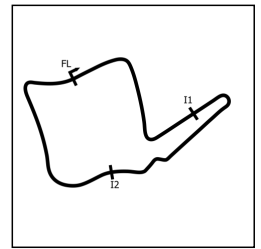
| P11 33 CUP Max EDMUNDSON | | | Honda Civic EP3 | | | | |
|---------------------------|---------------|--------------------------|-----------------|---------------------|--------------|-------|---------------------|
| IDEAL LAP TIME : 1:37.223 | | BEST LAP TIME : 1:37.604 | | DIFFERENCE : 0.381 | | | |
| LAP | SECTOR 1 | SECTOR 2 | SECTOR 3 | LAP TIME | MPH | DIFF | TIME OF DAY |
| 1 - | | 38.489 | 31.880 | 1:47.191 | 74.75 | 9.587 | 18:13:51.847 |
| 2 - | 28.508 | 36.896 | 32.618 | 1:38.022 (3) | 81.75 | 0.418 | 18:15:29.869 |
| 3 - | 28.456 | 37.277 | 31.871 | 1:37.604 (1) | 82.10 | | 18:17:07.473 |
| 4 - | 28.653 | 37.388 | 31.892 | 1:37.933 (2) | 81.82 | 0.329 | 18:18:45.406 |
| 5 - | 29.261 | 38.181 | 31.942 | 1:39.384 | 80.63 | 1.780 | 18:20:24.790 |
| 6 - | 29.015 | 37.523 | 32.365 | 1:38.903 | 81.02 | 1.299 | 18:22:03.693 |
| 7 - | 28.952 | 37.556 | 32.567 | 1:39.075 | 80.88 | 1.471 | 18:23:42.768 |
| 8 - | 28.953 | 41.600 | 32.800 | 1:43.353 | 77.53 | 5.749 | 18:25:26.121 |
| 9 - | 28.721 | 38.644 | 32.672 | 1:40.037 | 80.10 | 2.433 | 18:27:06.158 |

| P12 80 CUP Andy WHEATLEY | | | Honda Civic EP3 | | | | |
|---------------------------|---------------|--------------------------|-----------------|---------------------|--------------|--------|---------------------|
| IDEAL LAP TIME : 1:37.963 | | BEST LAP TIME : 1:38.409 | | DIFFERENCE : 0.446 | | | |
| LAP | SECTOR 1 | SECTOR 2 | SECTOR 3 | LAP TIME | MPH | DIFF | TIME OF DAY |
| 1 - | | 39.209 | 33.045 | 1:50.287 | 72.66 | 11.878 | 18:13:54.943 |
| 2 - | 29.169 | 37.579 | 32.419 | 1:39.167 | 80.80 | 0.758 | 18:15:34.110 |
| 3 - | 28.740 | 37.769 | 32.244 | 1:38.753 | 81.14 | 0.344 | 18:17:12.863 |
| 4 - | 28.430 | 37.306 | 32.863 | 1:38.599 (2) | 81.27 | 0.190 | 18:18:51.462 |
| 5 - | 29.168 | 37.474 | 32.227 | 1:38.869 | 81.05 | 0.460 | 18:20:30.331 |
| 6 - | 28.576 | 37.403 | 32.430 | 1:38.409 (1) | 81.43 | | 18:22:08.740 |
| 7 - | 28.718 | 38.075 | 32.504 | 1:39.297 | 80.70 | 0.888 | 18:23:48.037 |
| 8 - | 28.869 | 37.372 | 32.496 | 1:38.737 (3) | 81.16 | 0.328 | 18:25:26.774 |
| 9 - | 28.904 | 38.102 | 32.683 | 1:39.689 | 80.38 | 1.280 | 18:27:06.463 |

TCR UK Oulton Park Race Day - Oulton Park Island - 10th June 2023

Milltek Sport Civic Cup

RACE 10 - SECTOR ANALYSIS



SECTOR 1 = FL to I1, SECTOR 2 = I1 to I2, SECTOR 3 = I2 to FL, DIFF = Difference To Personal Best Lap, P = Crossed Finish Line in Pit Lane, D = Time Disallowed

| P13 19 CUP | | Jack RUDELL | | Honda Civic EP3 | | | |
|---------------------------|---------------|--------------------------|---------------|---------------------|--------------|--------|---------------------|
| IDEAL LAP TIME : 1:38.115 | | BEST LAP TIME : 1:38.489 | | DIFFERENCE : 0.374 | | | |
| LAP | SECTOR 1 | SECTOR 2 | SECTOR 3 | LAP TIME | MPH | DIFF | TIME OF DAY |
| 1 - | | 39.181 | 32.331 | 1:49.188 | 73.39 | 10.699 | 18:13:53.844 |
| 2 - | 28.849 | 37.987 | 32.002 | 1:38.838 | 81.07 | 0.349 | 18:15:32.682 |
| 3 - | 28.722 | 37.625 | 32.411 | 1:38.758 (3) | 81.14 | 0.269 | 18:17:11.440 |
| 4 - | 28.721 | 37.419 | 32.349 | 1:38.489 (1) | 81.36 | | 18:18:49.929 |
| 5 - | 28.804 | 37.392 | 32.408 | 1:38.604 (2) | 81.27 | 0.115 | 18:20:28.533 |
| 6 - | 28.743 | 37.461 | 33.423 | 1:39.627 | 80.43 | 1.138 | 18:22:08.160 |
| 7 - | 28.930 | 37.442 | 32.559 | 1:38.931 | 81.00 | 0.442 | 18:23:47.091 |
| 8 - | 29.064 | 37.507 | 32.586 | 1:39.157 | 80.81 | 0.668 | 18:25:26.248 |
| 9 - | 29.176 | 39.140 | 33.196 | 1:41.512 | 78.94 | 3.023 | 18:27:07.760 |

| P14 98 CUP | | Jordan BRENNAN | | Honda Civic EP3 | | | |
|---------------------------|---------------|--------------------------|---------------|---------------------|--------------|--------|---------------------|
| IDEAL LAP TIME : 1:38.184 | | BEST LAP TIME : 1:38.488 | | DIFFERENCE : 0.304 | | | |
| LAP | SECTOR 1 | SECTOR 2 | SECTOR 3 | LAP TIME | MPH | DIFF | TIME OF DAY |
| 1 - | | 39.650 | 32.987 | 1:51.869 | 71.63 | 13.381 | 18:13:56.525 |
| 2 - | 29.336 | 38.476 | 32.794 | 1:40.606 | 79.65 | 2.118 | 18:15:37.131 |
| 3 - | 29.279 | 38.006 | 33.052 | 1:40.337 | 79.86 | 1.849 | 18:17:17.468 |
| 4 - | 29.063 | 37.151 | 32.274 | 1:38.488 (1) | 81.36 | | 18:18:55.956 |
| 5 - | 28.817 | 37.500 | 32.379 | 1:38.696 | 81.19 | 0.208 | 18:20:34.652 |
| 6 - | 28.958 | 37.367 | 32.449 | 1:38.774 | 81.13 | 0.286 | 18:22:13.426 |
| 7 - | 29.012 | 37.404 | 32.320 | 1:38.736 | 81.16 | 0.248 | 18:23:52.162 |
| 8 - | 28.949 | 37.457 | 32.216 | 1:38.622 (3) | 81.25 | 0.134 | 18:25:30.784 |
| 9 - | 29.007 | 37.271 | 32.225 | 1:38.503 (2) | 81.35 | 0.015 | 18:27:09.287 |

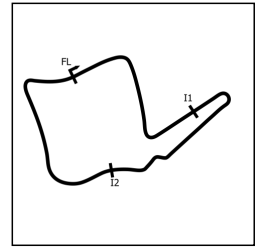
| P15 73 CUP | | Dan MACDONALD | | Honda Civic EP3 | | | |
|---------------------------|---------------|--------------------------|---------------|---------------------|--------------|--------|---------------------|
| IDEAL LAP TIME : 1:37.748 | | BEST LAP TIME : 1:37.830 | | DIFFERENCE : 0.082 | | | |
| LAP | SECTOR 1 | SECTOR 2 | SECTOR 3 | LAP TIME | MPH | DIFF | TIME OF DAY |
| 1 - | | 39.295 | 32.684 | 1:53.249 | 70.76 | 15.419 | 18:13:57.905 |
| 2 - | 30.156 | 38.107 | 32.710 | 1:40.973 | 79.36 | 3.143 | 18:15:38.878 |
| 3 - | 29.351 | 37.726 | 32.519 | 1:39.596 | 80.46 | 1.766 | 18:17:18.474 |
| 4 - | 29.244 | 38.247 | 32.480 | 1:39.971 | 80.15 | 2.141 | 18:18:58.445 |
| 5 - | 29.063 | 37.751 | 32.250 | 1:39.064 (3) | 80.89 | 1.234 | 18:20:37.509 |
| 6 - | 29.336 | 38.141 | 32.141 | 1:39.618 | 80.44 | 1.788 | 18:22:17.127 |
| 7 - | 29.621 | 37.764 | 32.097 | 1:39.482 | 80.55 | 1.652 | 18:23:56.609 |
| 8 - | 28.805 | 37.045 | 32.095 | 1:37.945 (2) | 81.81 | 0.115 | 18:25:34.554 |
| 9 - | 28.618 | 37.035 | 32.177 | 1:37.830 (1) | 81.91 | | 18:27:12.384 |

| P16 70 CUP | | Owen HILLMAN | | Honda Civic EP3 | | | |
|---------------------------|---------------|--------------------------|---------------|---------------------|--------------|--------|---------------------|
| IDEAL LAP TIME : 1:38.218 | | BEST LAP TIME : 1:38.406 | | DIFFERENCE : 0.188 | | | |
| LAP | SECTOR 1 | SECTOR 2 | SECTOR 3 | LAP TIME | MPH | DIFF | TIME OF DAY |
| 1 - | | 38.763 | 32.938 | 1:50.517 | 72.50 | 12.111 | 18:13:55.173 |
| 2 - | 29.270 | 37.839 | 32.401 | 1:39.510 | 80.53 | 1.104 | 18:15:34.683 |
| 3 - | 28.675 | 37.522 | 32.209 | 1:38.406 (1) | 81.43 | | 18:17:13.089 |
| 4 - | 29.282 | 37.579 | 32.170 | 1:39.031 | 80.92 | 0.625 | 18:18:52.120 |
| 5 - | 29.130 | 37.413 | 32.168 | 1:38.711 (3) | 81.18 | 0.305 | 18:20:30.831 |
| 6 - | 28.815 | 37.518 | 32.130 | 1:38.463 (2) | 81.38 | 0.057 | 18:22:09.294 |
| 7 - | 28.738 | 37.977 | 32.351 | 1:39.066 | 80.89 | 0.660 | 18:23:48.360 |
| 8 - | 28.802 | 37.876 | 32.248 | 1:38.926 | 81.00 | 0.520 | 18:25:27.286 |
| 9 - | 29.073 | 38.454 | 32.691 | 1:40.218 | 79.96 | 1.812 | 18:27:07.504 |

TCR UK Oulton Park Race Day - Oulton Park Island - 10th June 2023

Milltek Sport Civic Cup

RACE 10 - SECTOR ANALYSIS



SECTOR 1 = FL to I1, SECTOR 2 = I1 to I2, SECTOR 3 = I2 to FL, DIFF = Difference To Personal Best Lap, P = Crossed Finish Line in Pit Lane, D = Time Disallowed

| P17 66 CUP Dave MARSHALL | | | Honda Civic FN2 | | | | |
|---------------------------|---------------|--------------------------|-----------------|---------------------|--------------|--------|---------------------|
| IDEAL LAP TIME : 1:39.433 | | BEST LAP TIME : 1:39.619 | | DIFFERENCE : 0.186 | | | |
| LAP | SECTOR 1 | SECTOR 2 | SECTOR 3 | LAP TIME | MPH | DIFF | TIME OF DAY |
| 1 - | | 38.951 | 32.951 | 1:53.097 | 70.85 | 13.478 | 18:13:57.753 |
| 2 - | 29.639 | 37.976 | 32.496 | 1:40.111 | 80.04 | 0.492 | 18:15:37.864 |
| 3 - | 29.429 | 37.888 | 32.435 | 1:39.752 (2) | 80.33 | 0.133 | 18:17:17.616 |
| 4 - | 29.377 | 38.053 | 32.472 | 1:39.902 (3) | 80.21 | 0.283 | 18:18:57.518 |
| 5 - | 29.220 | 37.862 | 32.537 | 1:39.619 (1) | 80.44 | | 18:20:37.137 |
| 6 - | 29.438 | 38.687 | 32.607 | 1:40.732 | 79.55 | 1.113 | 18:22:17.869 |
| 7 - | 29.270 | 38.253 | 32.715 | 1:40.238 | 79.94 | 0.619 | 18:23:58.107 |
| 8 - | 29.288 | 37.778 | 32.944 | 1:40.010 | 80.12 | 0.391 | 18:25:38.117 |
| 9 - | 29.300 | 38.008 | 33.050 | 1:40.358 | 79.85 | 0.739 | 18:27:18.475 |

| P18 76 CUP Simon WELCH | | | Honda Civic EP3 | | | | |
|---------------------------|---------------|--------------------------|-----------------|---------------------|--------------|--------|---------------------|
| IDEAL LAP TIME : 1:39.209 | | BEST LAP TIME : 1:39.685 | | DIFFERENCE : 0.476 | | | |
| LAP | SECTOR 1 | SECTOR 2 | SECTOR 3 | LAP TIME | MPH | DIFF | TIME OF DAY |
| 1 - | | 39.818 | 32.856 | 1:51.257 | 72.02 | 11.572 | 18:13:55.913 |
| 2 - | 29.116 | 37.957 | 33.269 | 1:40.342 | 79.86 | 0.657 | 18:15:36.255 |
| 3 - | 29.681 | 38.233 | 32.788 | 1:40.702 | 79.57 | 1.017 | 18:17:16.957 |
| 4 - | 29.844 | 37.540 | 32.797 | 1:40.181 (3) | 79.99 | 0.496 | 18:18:57.138 |
| 5 - | 29.129 | 37.548 | 33.008 | 1:39.685 (1) | 80.38 | | 18:20:36.823 |
| 6 - | 29.168 | 37.971 | 32.776 | 1:39.915 (2) | 80.20 | 0.230 | 18:22:16.738 |
| 7 - | 29.693 | 38.694 | 32.553 | 1:40.940 | 79.38 | 1.255 | 18:23:57.678 |
| 8 - | 29.217 | 37.871 | 33.891 | 1:40.979 | 79.35 | 1.294 | 18:25:38.657 |
| 9 - | 29.349 | 38.559 | 32.796 | 1:40.704 | 79.57 | 1.019 | 18:27:19.361 |

| P19 74 CUP Anthony GANNON | | | Honda Civic EP3 | | | | |
|---------------------------|---------------|--------------------------|-----------------|---------------------|--------------|--------|---------------------|
| IDEAL LAP TIME : 1:39.158 | | BEST LAP TIME : 1:39.524 | | DIFFERENCE : 0.366 | | | |
| LAP | SECTOR 1 | SECTOR 2 | SECTOR 3 | LAP TIME | MPH | DIFF | TIME OF DAY |
| 1 - | | 39.408 | 33.797 | 1:53.055 | 70.88 | 13.531 | 18:13:57.711 |
| 2 - | 30.004 | 38.293 | 32.655 | 1:40.952 | 79.38 | 1.428 | 18:15:38.663 |
| 3 - | 29.223 | 37.624 | 32.677 | 1:39.524 (1) | 80.51 | | 18:17:18.187 |
| 4 - | 29.279 | 38.100 | 32.642 | 1:40.021 (2) | 80.11 | 0.497 | 18:18:58.208 |
| 5 - | 28.892 | 38.282 | 32.899 | 1:40.073 (3) | 80.07 | 0.549 | 18:20:38.281 |
| 6 - | 29.327 | 38.046 | 32.870 | 1:40.243 | 79.94 | 0.719 | 18:22:18.524 |
| 7 - | 29.109 | 38.704 | 32.893 | 1:40.706 | 79.57 | 1.182 | 18:23:59.230 |
| 8 - | 29.343 | 38.107 | 32.887 | 1:40.337 | 79.86 | 0.813 | 18:25:39.567 |
| 9 - | 28.976 | 38.646 | 32.923 | 1:40.545 | 79.70 | 1.021 | 18:27:20.112 |

| P20 727 CUP Jackson WHITE | | | Honda Civic EP3 | | | | |
|---------------------------|---------------|--------------------------|-----------------|---------------------|--------------|--------|---------------------|
| IDEAL LAP TIME : 1:40.132 | | BEST LAP TIME : 1:40.359 | | DIFFERENCE : 0.227 | | | |
| LAP | SECTOR 1 | SECTOR 2 | SECTOR 3 | LAP TIME | MPH | DIFF | TIME OF DAY |
| 1 - | | 40.355 | 33.616 | 1:54.869 | 69.76 | 14.510 | 18:13:59.525 |
| 2 - | 30.003 | 38.281 | 32.939 | 1:41.223 | 79.16 | 0.864 | 18:15:40.748 |
| 3 - | 29.688 | 38.412 | 33.005 | 1:41.105 | 79.26 | 0.746 | 18:17:21.853 |
| 4 - | 29.395 | 38.096 | 32.921 | 1:40.412 (2) | 79.80 | 0.053 | 18:19:02.265 |
| 5 - | 29.115 | 38.113 | 33.131 | 1:40.359 (1) | 79.84 | | 18:20:42.624 |
| 6 - | 29.441 | 38.369 | 33.049 | 1:40.859 (3) | 79.45 | 0.500 | 18:22:23.483 |
| 7 - | 29.912 | 38.406 | 33.099 | 1:41.417 | 79.01 | 1.058 | 18:24:04.900 |
| 8 - | 29.348 | 38.488 | 33.200 | 1:41.036 | 79.31 | 0.677 | 18:25:45.936 |

| P21 38 CUP Danny HOBSON | | | Honda Civic EP3 | | | | |
|---------------------------|---------------|--------------------------|-----------------|---------------------|--------------|-------|---------------------|
| IDEAL LAP TIME : 1:37.278 | | BEST LAP TIME : 1:37.816 | | DIFFERENCE : 0.538 | | | |
| LAP | SECTOR 1 | SECTOR 2 | SECTOR 3 | LAP TIME | MPH | DIFF | TIME OF DAY |
| 1 - | | 38.793 | 31.797 | 1:47.619 | 74.46 | 9.803 | 18:13:52.275 |
| 2 - | 28.790 | 36.992 | 32.034 | 1:37.816 (1) | 81.92 | | 18:15:30.091 |
| 3 - | 29.051 | 36.998 | 31.816 | 1:37.865 (2) | 81.88 | 0.049 | 18:17:07.956 |
| 4 - | 28.489 | 37.369 | 32.081 | 1:37.939 (3) | 81.82 | 0.123 | 18:18:45.895 |
| 5 - | 29.034 | 37.562 | 32.037 | 1:38.633 | 81.24 | 0.817 | 18:20:24.528 |

TCR UK Oulton Park Race Day - Oulton Park Island - 10th June 2023

Milltek Sport Civic Cup

RACE 10 - BEST SECTORS

| SECTOR 1 | | | SECTOR 2 | | | SECTOR 3 | | | IDEAL / BEST COMPARISON | | | | | | |
|----------|-----|-----------|----------|-----|-----------|----------|-----|-----------|-------------------------|-----|-----|--------------------|-----------------|----------|-------|
| POS | NO | NAME | TIME | NO | NAME | TIME | NO | NAME | TIME | POS | NO | NAME | IDEAL | BEST | DIFF |
| | | | | | | | | | | | | PERFECT LAP | 1:36.489 | | |
| 1 | 51 | BUKY | 28.209 | 45 | CAMP | 36.593 | 45 | CAMP | 31.687 | 1 | 45 | CAMP | 1:36.492 | 1:36.593 | 0.101 |
| 2 | 45 | CAMP | 28.212 | 42 | REDFORD | 36.692 | 42 | REDFORD | 31.748 | 2 | 42 | REDFORD | 1:36.765 | 1:36.947 | 0.182 |
| 3 | 97 | KITE | 28.212 | 199 | CAPOZZOLI | 36.867 | 199 | CAPOZZOLI | 31.766 | 3 | 199 | CAPOZZOLI | 1:36.908 | 1:37.075 | 0.167 |
| 4 | 199 | CAPOZZOLI | 28.275 | 29 | THACKERAY | 36.889 | 38 | HOBSON | 31.797 | 4 | 51 | BUKY | 1:37.127 | 1:37.259 | 0.132 |
| 5 | 42 | REDFORD | 28.325 | 33 | EDMUNDSON | 36.896 | 33 | EDMUNDSON | 31.871 | 5 | 97 | KITE | 1:37.154 | 1:37.679 | 0.525 |
| 6 | 77 | CHAPMAN | 28.370 | 46 | CHARLIER | 36.920 | 14 | BENSLEY | 31.876 | 6 | 33 | EDMUNDSON | 1:37.223 | 1:37.604 | 0.381 |
| 7 | 14 | BENSLEY | 28.404 | 38 | HOBSON | 36.992 | 97 | KITE | 31.882 | 7 | 38 | HOBSON | 1:37.278 | 1:37.816 | 0.538 |
| 8 | 29 | THACKERAY | 28.410 | 51 | BUKY | 37.030 | 51 | BUKY | 31.888 | 8 | 29 | THACKERAY | 1:37.357 | 1:37.439 | 0.082 |
| 9 | 80 | WHEATLEY | 28.430 | 73 | MACDONALD | 37.035 | 77 | CHAPMAN | 31.983 | 9 | 14 | BENSLEY | 1:37.369 | 1:37.620 | 0.251 |
| 10 | 33 | EDMUNDSON | 28.456 | 97 | KITE | 37.060 | 24 | KNIGHT | 31.985 | 10 | 46 | CHARLIER | 1:37.631 | 1:37.643 | 0.012 |
| 11 | 38 | HOBSON | 28.489 | 14 | BENSLEY | 37.089 | 19 | RUDELL | 32.002 | 11 | 77 | CHAPMAN | 1:37.721 | 1:37.787 | 0.066 |
| 12 | 73 | MACDONALD | 28.618 | 98 | BRENNAN | 37.151 | 46 | CHARLIER | 32.025 | 12 | 73 | MACDONALD | 1:37.748 | 1:37.830 | 0.082 |
| 13 | 70 | HILLMAN | 28.675 | 24 | KNIGHT | 37.161 | 29 | THACKERAY | 32.058 | 13 | 24 | KNIGHT | 1:37.832 | 1:38.320 | 0.488 |
| 14 | 46 | CHARLIER | 28.686 | 80 | WHEATLEY | 37.306 | 73 | MACDONALD | 32.095 | 14 | 80 | WHEATLEY | 1:37.963 | 1:38.409 | 0.446 |
| 15 | 24 | KNIGHT | 28.686 | 77 | CHAPMAN | 37.368 | 70 | HILLMAN | 32.130 | 15 | 19 | RUDELL | 1:38.115 | 1:38.489 | 0.374 |
| 16 | 19 | RUDELL | 28.721 | 19 | RUDELL | 37.392 | 98 | BRENNAN | 32.216 | 16 | 98 | BRENNAN | 1:38.184 | 1:38.488 | 0.304 |
| 17 | 98 | BRENNAN | 28.817 | 70 | HILLMAN | 37.413 | 80 | WHEATLEY | 32.227 | 17 | 70 | HILLMAN | 1:38.218 | 1:38.406 | 0.188 |
| 18 | 74 | GANNON | 28.892 | 76 | WELCH | 37.540 | 66 | MARSHALL | 32.435 | 18 | 74 | GANNON | 1:39.158 | 1:39.524 | 0.366 |
| 19 | 727 | WHITE | 29.115 | 74 | GANNON | 37.624 | 76 | WELCH | 32.553 | 19 | 76 | WELCH | 1:39.209 | 1:39.685 | 0.476 |
| 20 | 76 | WELCH | 29.116 | 66 | MARSHALL | 37.778 | 74 | GANNON | 32.642 | 20 | 66 | MARSHALL | 1:39.433 | 1:39.619 | 0.186 |
| 21 | 66 | MARSHALL | 29.220 | 727 | WHITE | 38.096 | 727 | WHITE | 32.921 | 21 | 727 | WHITE | 1:40.132 | 1:40.359 | 0.227 |

TCR UK Oulton Park Race Day - Oulton Park Island - 10th June 2023

Milltek Sport Civic Cup

RACE 10 - STATISTICS

| | |
|-------------------------------|---------------------------|
| Competitors Started | 21 |
| Planned Start | 2023-06-10 @ 18:00:00.000 |
| Actual Start | 2023-06-10 @ 18:12:04.655 |
| Finish Time | 2023-06-10 @ 18:26:50.401 |
| Track Length | 2.2260mi. |
| Total Laps | 184 |
| Total Distance Covered | 409.5840mi. |

Session Fastest Lap History

| NO | CL | NAME | LAP TIME | TIME OF DAY | LAP | VEHICLE |
|----|-----|---------------|----------|--------------|-----|-----------------|
| 46 | CUP | Nick CHARLIER | 1:37.643 | 18:15:26.051 | 2 | Honda Civic EP3 |
| 42 | CUP | Will REDFORD | 1:37.621 | 18:15:27.473 | 2 | Honda Civic EP3 |
| 51 | CUP | David BUKY | 1:37.259 | 18:15:27.675 | 2 | Honda Civic EP3 |
| 42 | CUP | Will REDFORD | 1:37.020 | 18:17:04.518 | 3 | Honda Civic EP3 |
| 42 | CUP | Will REDFORD | 1:36.947 | 18:25:13.303 | 8 | Honda Civic EP3 |
| 45 | CUP | Alistair CAMP | 1:36.593 | 18:26:54.602 | 9 | Honda Civic EP3 |

Session Leader History

| NO | CL | NAME | FROM LAP | LAPS LED | DISTANCE | VEHICLE |
|----|-----|---------------|----------|----------|-------------|-----------------|
| 46 | CUP | Nick CHARLIER | 1 | 4 | 8.90 miles | Honda Civic EP3 |
| 42 | CUP | Will REDFORD | 5 | 5 | 11.13 miles | Honda Civic EP3 |

Flag History

| TYPE | TIME OF DAY |
|--------|--------------|
| GREEN | 18:12:04.655 |
| FINISH | 18:26:50.401 |

Flag Statistics

| TYPE | COUNT | TOTAL LAPS | TOTAL TIME |
|------------|-------|------------|------------|
| Green | 1 | 9 | 16:02.376 |
| Red | 0 | 0 | 0.000 |
| Safety Car | 0 | 0 | 0.000 |
| FCY | 0 | 0 | 0.000 |

TCR UK Oulton Park Race Day - Oulton Park Island - 10th June 2023

Milltek Sport Civic Cup

RACE 10 - STATISTICS

CLASS : CUP

21 Starters

Fastest Lap History

| NO | NAME | LAP TIME | TIME OF DAY | LAP | VEHICLE |
|----|---------------|----------|--------------|-----|-----------------|
| 46 | Nick CHARLIER | 1:37.643 | 18:15:26.051 | 2 | Honda Civic EP3 |
| 42 | Will REDFORD | 1:37.621 | 18:15:27.473 | 2 | Honda Civic EP3 |
| 51 | David BUKY | 1:37.259 | 18:15:27.675 | 2 | Honda Civic EP3 |
| 42 | Will REDFORD | 1:37.020 | 18:17:04.518 | 3 | Honda Civic EP3 |
| 42 | Will REDFORD | 1:36.947 | 18:25:13.303 | 8 | Honda Civic EP3 |
| 45 | Alistair CAMP | 1:36.593 | 18:26:54.602 | 9 | Honda Civic EP3 |

Leader History

| NO | NAME | FROM LAP | LAPS LED | DISTANCE | VEHICLE |
|----|---------------|----------|----------|-------------|-----------------|
| 46 | Nick CHARLIER | 1 | 4 | 8.90 miles | Honda Civic EP3 |
| 42 | Will REDFORD | 5 | 5 | 11.13 miles | Honda Civic EP3 |