



BRSCC MAZDA MX-5 CHAMPIONSHIP

Donington Park National Circuit

22nd / 23rd August 2020



Results Provided by Timing Solutions Ltd
www.tsl-timing.com

BRSCC Mazda MX-5 Championship

QUALIFYING - CLASSIFICATION



POS	NO	NAME	ENTRY	TIME	ON	LAPS	GAP	DIFF	MPH
1	72*	Matt LUFF	Mazda MX-5 Mk1 - AB Motorsport	1:25.326	5	7			83.49
2	41	Joe WIGGIN	Mazda MX-5 Mk1 -	1:25.690	3	11	0.364	0.364	83.14
3	63	Oliver ALLWOOD	Mazda MX-5 Mk1 - AB Motorsport	1:25.789	7	10	0.463	0.099	83.04
4	55	Matt POLLARD	Mazda MX-5 Mk1 - AB Motorsport	1:25.853	3	11	0.527	0.064	82.98
5	18	Will BLACKWELL-CHAMBERS	Mazda MX-5 Mk1 -	1:26.132	6	10	0.806	0.279	82.71
6	81	Sebastian FISHER	Mazda MX-5 Mk1 -	1:26.133	8	11	0.807	0.001	82.71
7	158	Mike COMBER	Mazda MX-5 Mk1 -	1:26.185	2	10	0.859	0.052	82.66
8	93	Jack BREWER	Mazda MX-5 Mk1 -	1:26.208	3	11	0.882	0.023	82.64
9	82	Michael KNIBBS	Mazda MX-5 Mk1 -	1:26.374	2	10	1.048	0.166	82.48
10	29	Adam CRAIG	Mazda MX-5 Mk1 -	1:26.403	2	11	1.077	0.029	82.45
11	27*	Luke PULLEN	Mazda MX-5 Mk1 - AB Motorsport	1:26.543	2	11	1.217	0.140	82.32
12	263	Fraser FENWICK	Mazda MX-5 Mk1 - AB Motorsport/Fleetline Despatch	1:26.583	10	11	1.257	0.040	82.28
13	24*	Oliver GRAHAM	Mazda MX-5 Mk1 -	1:26.643	9	11	1.317	0.060	82.22
14	4*	Paul BATEMAN (M)	Mazda MX-5 Mk1 -	1:26.896	6	10	1.570	0.253	81.99
15	19*	Richard AMOS	Mazda MX-5 Mk1 - BC CARS	1:27.057	7	11	1.731	0.161	81.83
16	37*	Tim DORE (M)	Mazda MX-5 Mk1 - AB Motorsport	1:27.611	5	10	2.285	0.554	81.32
17	195	Ben OHARE	Mazda MX-5 Mk1 - Close Racing	1:27.776	3	9	2.450	0.165	81.16
18	3*	Richard WOOTTEN	Mazda MX-5 Mk1 -	1:27.878	9	10	2.552	0.102	81.07
19	22	Owen MILLS	Mazda MX-5 Mk1 - OMR / DriveQuest	1:27.917	8	10	2.591	0.039	81.03
20	31*	Bryn GRIFFITHS (M)	Mazda MX-5 Mk1 -	1:28.229	6	10	2.903	0.312	80.75
21	67	Clive CHISNALL (M)	Mazda MX-5 Mk1 -	1:28.295	11	11	2.969	0.066	80.69
22	222	Michael GREEN	Mazda MX-5 Mk1 - PDE Consulting Ltd	1:28.473	5	10	3.147	0.178	80.52
23	5	Nick LE DOYEN (M)	Mazda MX-5 Mk1 -	1:28.576	7	10	3.250	0.103	80.43
24	20	Christopher GINN (M)	Mazda MX-5 Mk1 -	1:28.598	2	4	3.272	0.022	80.41
25	17	Harry STORER (R)	Mazda MX-5 Mk1 - Go 4 It Racing	1:28.677	5	10	3.351	0.079	80.34
26	43*	Joseph WILLMOTT	Mazda MX-5 Mk1 - AB Motorsport	1:28.718	4	10	3.392	0.041	80.30
27	15*	Brandon ABRAHAM	Mazda MX-5 Mk1 -	1:28.730	10	10	3.404	0.012	80.29
28	143	Jack WILLMOTT	Mazda MX-5 Mk1 - AB Motorsport	1:28.948	3	10	3.622	0.218	80.09
29	45*	Graham RUMSEY (M)	Mazda MX-5 Mk1 -	1:28.955	8	9	3.629	0.007	80.09
30	6	Benn SIMMS (R)	Mazda MX-5 Mk1 - Mike Comber Racing / Ledwell Plastic	1:29.063	10	10	3.737	0.108	79.99
31	78	Richard BARTLETT (M)	Mazda MX-5 Mk1 -	1:29.485	8	10	4.159	0.422	79.61
32	264	William BREAME	Mazda MX-5 Mk1 -	1:29.914	7	10	4.588	0.429	79.23
33	25	Stephen NEW	Mazda MX-5 Mk1 -	1:30.036	5	10	4.710	0.122	79.13
34	68*	Ashley HEATH (M)	Mazda MX-5 Mk1 -	1:30.134	4	9	4.808	0.098	79.04
35	90*	Bruce ROBINSON (M)	Mazda MX-5 Mk1 -	1:30.364	5	9	5.038	0.230	78.84
36	2	Jake STYLES	Mazda MX-5 Mk1 -	1:30.909	3	9	5.583	0.545	78.37
37	70	Michael PEARCE	Mazda MX-5 Mk1 -	1:31.312	9	10	5.986	0.403	78.02
38	73	Beau PARRY	Mazda MX-5 Mk1 - AB Motorsport/LolaSleep.co.uk	1:31.933	5	10	6.607	0.621	77.49
39	28	Chris WATTS	Mazda Mx-5 Mk1 -	1:32.410	7	9	7.084	0.477	77.09
40	38	Andrew DEAN	Mazda MX-5 Mk1 -	1:32.685	4	10	7.359	0.275	76.86
41	75	Robert BOND	Mazda MX-5 Mk1 -	1:33.778	9	10	8.452	1.093	75.97
42	50	Tim STORER (R)	Mazda MX-5 Mk1 - Go 4 It Racing	1:34.614	4	9	9.288	0.836	75.30
43	85	Anthony PETTIGREW	Mazda MX-5 Mk1 -	1:36.967	3	9	11.641	2.353	73.47

*Cars 31, 45, 68, 90 - Please fit a working timing transponder. Motorsport UK Regulation Q12.2.1

No. 3, 4, 19, 24, 37, 72 - 1 Lap time disallowed; exceeding track limits.

No. 27, 43 - 2 Lap times disallowed; exceeding track limits.

No. 15 - 3 Lap times disallowed; exceeding track limits.

Donington Park National
Circuit Length = 1.9790 miles
Start: 11:56 Flag 12:11 End: 12:13

Weather / Track : Cloudy / Dry

These results are provisional until the conclusion of any judicial and technical matters.

Clerk Of Course :	Steward :	Timekeeper :
-------------------	-----------	--------------

BRSCC Mazda MX-5 Championship

QUALIFYING - LAP ANALYSIS

DIFF = Difference To Personal Best Lap

P1 72 Matt LUFF				
LAP	LAP TIME	DIFF	MPH	TIME OF DAY
1 -	1:30.731	5.405	78.52	11:58:01.344
2 -	1:47.073 P	21.747	66.54	11:59:48.417
3 -	4:07.718	2:42.392	28.76	12:03:56.135
4 -	1:26.604 (3)	1.278	82.26	12:05:22.739
5 -	1:25.326 (1)		83.49	12:06:48.065
6 -	1:25.783 (2)	0.457	83.05	12:08:13.848
7 -	4:30.520 D	5.194	78.70	12:09:44.368

P2 41 Joe WIGGIN				
LAP	LAP TIME	DIFF	MPH	TIME OF DAY
1 -	1:29.066	3.376	79.99	11:57:57.543
2 -	1:26.246	0.556	82.60	11:59:23.789
3 -	1:25.690 (1)		83.14	12:00:49.479
4 -	1:25.725 (2)	0.035	83.11	12:02:15.204
5 -	1:36.092	10.402	74.14	12:03:51.296
6 -	1:27.442	1.752	81.47	12:05:18.738
7 -	1:25.733 (3)	0.043	83.10	12:06:44.471
8 -	1:26.869	1.179	82.01	12:08:11.340
9 -	1:26.352	0.662	82.50	12:09:37.692
10 -	1:26.342	0.652	82.51	12:11:04.034
11 -	1:32.492 P	6.802	77.02	12:12:36.526

P3 63 Oliver ALLWOOD				
LAP	LAP TIME	DIFF	MPH	TIME OF DAY
1 -	1:27.905	2.116	81.04	11:57:54.544
2 -	1:26.644 (3)	0.855	82.22	11:59:21.188
3 -	1:26.138 (2)	0.349	82.71	12:00:47.326
4 -	1:27.103	1.314	81.79	12:02:14.429
5 -	1:38.286 P	12.497	72.48	12:03:52.715
6 -	2:25.487	59.698	48.97	12:06:18.202
7 -	1:25.789 (1)		83.04	12:07:43.991
8 -	1:29.481	3.692	79.62	12:09:13.472
9 -	1:29.041	3.252	80.01	12:10:42.513
10 -	1:28.312	2.523	80.67	12:12:10.825

P4 55 Matt POLLARD				
LAP	LAP TIME	DIFF	MPH	TIME OF DAY
1 -	1:30.353	4.500	78.85	11:58:08.195
2 -	1:26.306 (2)	0.453	82.55	11:59:34.501
3 -	1:25.853 (1)		82.98	12:01:00.354
4 -	1:26.549	0.696	82.31	12:02:26.903
5 -	1:26.616	0.763	82.25	12:03:53.519
6 -	1:30.771	4.918	78.49	12:05:24.290
7 -	1:26.525	0.672	82.34	12:06:50.815
8 -	1:27.824	1.971	81.12	12:08:18.639
9 -	1:26.931	1.078	81.95	12:09:45.570
10 -	1:26.417 (3)	0.564	82.44	12:11:11.987
11 -	1:26.712	0.859	82.16	12:12:38.699

P5 18 Will BLACKWELL-CHAMBERS				
LAP	LAP TIME	DIFF	MPH	TIME OF DAY
1 -	2:19.752	53.620	50.98	11:59:07.273
2 -	1:26.614 (3)	0.482	82.25	12:00:33.887
3 -	1:27.587	1.455	81.34	12:02:01.474
4 -	1:26.277 (2)	0.145	82.57	12:03:27.751
5 -	1:27.614	1.482	81.31	12:04:55.365
6 -	1:26.132 (1)		82.71	12:06:21.497
7 -	1:27.159	1.027	81.74	12:07:48.656

DIFF = Difference To Personal Best Lap

8 -	1:27.441	1.309	81.47	12:09:16.097
9 -	1:28.733	2.601	80.29	12:10:44.830
10 -	1:33.427 P	7.295	76.25	12:12:18.257

P6 81 Sebastian FISHER				
LAP	LAP TIME	DIFF	MPH	TIME OF DAY
1 -	1:29.438	3.305	79.66	11:58:02.888
2 -	1:27.909	1.776	81.04	11:59:30.797
3 -	1:26.976	0.843	81.91	12:00:57.773
4 -	1:27.161	1.028	81.74	12:02:24.934
5 -	1:26.778	0.645	82.10	12:03:51.712
6 -	1:29.961	3.828	79.19	12:05:21.673
7 -	1:27.021	0.888	81.87	12:06:48.694
8 -	1:26.133 (1)		82.71	12:08:14.827
9 -	1:26.430 (2)	0.297	82.43	12:09:41.257
10 -	1:26.655 (3)	0.522	82.21	12:11:07.912
11 -	1:26.667	0.534	82.20	12:12:34.579

P7 158 Mike COMBER				
LAP	LAP TIME	DIFF	MPH	TIME OF DAY
1 -	2:19.461	53.276	51.08	11:59:07.944
2 -	1:26.185 (1)		82.66	12:00:34.129
3 -	1:26.756	0.571	82.12	12:02:00.885
4 -	1:27.097	0.912	81.80	12:03:27.982
5 -	1:26.687 (3)	0.502	82.18	12:04:54.669
6 -	1:27.194	1.009	81.71	12:06:21.863
7 -	1:26.418 (2)	0.233	82.44	12:07:48.281
8 -	1:27.640	1.455	81.29	12:09:15.921
9 -	1:27.055	0.870	81.84	12:10:42.976
10 -	1:27.654	1.469	81.28	12:12:10.630

P8 93 Jack BREWER				
LAP	LAP TIME	DIFF	MPH	TIME OF DAY
1 -	1:28.564	2.356	80.44	11:57:56.459
2 -	1:27.974	1.766	80.98	11:59:24.433
3 -	1:26.208 (1)		82.64	12:00:50.641
4 -	1:27.575	1.367	81.35	12:02:18.216
5 -	1:33.853	7.645	75.91	12:03:52.069
6 -	1:27.835	1.627	81.11	12:05:19.904
7 -	1:26.427 (2)	0.219	82.43	12:06:46.331
8 -	1:26.711	0.503	82.16	12:08:13.042
9 -	1:28.948	2.740	80.09	12:09:41.990
10 -	1:26.454 (3)	0.246	82.40	12:11:08.444
11 -	1:27.476	1.268	81.44	12:12:35.920

P9 82 Michael KNIBBS				
LAP	LAP TIME	DIFF	MPH	TIME OF DAY
1 -	2:18.439	52.065	51.46	11:59:08.582
2 -	1:26.374 (1)		82.48	12:00:34.956
3 -	1:27.504	1.130	81.42	12:02:02.460
4 -	1:26.773 (2)	0.399	82.10	12:03:29.233
5 -	1:26.950 (3)	0.576	81.93	12:04:56.183
6 -	1:27.514	1.140	81.41	12:06:23.697
7 -	1:28.530	2.156	80.47	12:07:52.227
8 -	1:27.488	1.114	81.43	12:09:19.715
9 -	1:30.543	4.169	78.68	12:10:50.258
10 -	1:27.966	1.592	80.99	12:12:18.224

Weather / Track : Cloudy / Dry

BRSCC Mazda MX-5 Championship

QUALIFYING - LAP ANALYSIS

DIFF = Difference To Personal Best Lap

P10 29 Adam CRAIG				
LAP	LAP TIME	DIFF	MPH	TIME OF DAY
1 -	1:31.037	4.634	78.26	11:58:09.423
2 -	1:26.403 (1)		82.45	11:59:35.826
3 -	1:27.139 (2)	0.736	81.76	12:01:02.965
4 -	1:27.468	1.065	81.45	12:02:30.433
5 -	1:27.849	1.446	81.10	12:03:58.282
6 -	1:27.168 (3)	0.765	81.73	12:05:25.450
7 -	1:27.307	0.904	81.60	12:06:52.757
8 -	1:27.953	1.550	81.00	12:08:20.710
9 -	1:27.987	1.584	80.97	12:09:48.697
10 -	1:27.297	0.894	81.61	12:11:15.994
11 -	1:29.401	2.998	79.69	12:12:45.395

P11 27 Luke PULLEN				
LAP	LAP TIME	DIFF	MPH	TIME OF DAY
1 -	1:31.908	5.365	77.51	11:58:07.646
2 -	1:26.543 (1)		82.32	11:59:34.189
3 -	1:28.321	1.778	80.66	12:01:02.510
4 -	1:30.159	3.616	79.02	12:02:32.669
5 -	1:28.171	1.628	80.80	12:04:00.840
6 -	1:28.464 D	1.921	80.53	12:05:29.304
7 -	1:28.293	1.750	80.69	12:06:57.597
8 -	1:27.989 (3)	1.446	80.97	12:08:25.586
9 -	1:28.565 D	2.022	80.44	12:09:54.151
10 -	1:27.680 (2)	1.137	81.25	12:11:21.831
11 -	1:28.088	1.545	80.88	12:12:49.919

P12 263 Fraser FENWICK				
LAP	LAP TIME	DIFF	MPH	TIME OF DAY
1 -	1:30.757	4.174	78.50	11:58:03.828
2 -	1:27.662	1.079	81.27	11:59:31.490
3 -	1:26.999	0.416	81.89	12:00:58.489
4 -	1:27.740	1.157	81.20	12:02:26.229
5 -	1:26.802 (3)	0.219	82.07	12:03:53.031
6 -	1:28.281	1.698	80.70	12:05:21.312
7 -	1:26.649 (2)	0.066	82.22	12:06:47.961
8 -	1:28.260	1.677	80.72	12:08:16.221
9 -	1:27.169	0.586	81.73	12:09:43.390
10 -	1:26.583 (1)		82.28	12:11:09.973
11 -	1:27.212	0.629	81.69	12:12:37.185

P13 24 Oliver GRAHAM				
LAP	LAP TIME	DIFF	MPH	TIME OF DAY
1 -	1:29.387	2.744	79.70	11:58:03.252
2 -	1:28.039	1.396	80.92	11:59:31.291
3 -	1:27.282	0.639	81.62	12:00:58.573
4 -	1:27.090	0.447	81.80	12:02:25.663
5 -	1:27.538	0.895	81.38	12:03:53.201
6 -	1:27.739	1.096	81.20	12:05:20.940
7 -	1:26.520 D		82.34	12:06:47.460
8 -	1:26.788 (3)	0.145	82.09	12:08:14.248
9 -	1:26.643 (1)		82.22	12:09:40.891
10 -	1:27.264	0.621	81.64	12:11:08.155
11 -	1:26.667 (2)	0.024	82.20	12:12:34.822

P14 4 Paul BATEMAN (M)				
LAP	LAP TIME	DIFF	MPH	TIME OF DAY
1 -	1:35.611	8.715	74.51	11:58:20.561
2 -	1:27.235	0.339	81.67	11:59:47.796

DIFF = Difference To Personal Best Lap

3 -	1:27.756 D	0.860	81.18	12:01:15.552
4 -	1:27.661	0.765	81.27	12:02:43.213
5 -	1:27.105 (2)	0.209	81.79	12:04:10.318
6 -	1:26.896 (1)		81.99	12:05:37.214
7 -	1:27.162 (3)	0.266	81.74	12:07:04.376
8 -	1:31.014	4.118	78.28	12:08:35.390
9 -	1:29.159	2.263	79.90	12:10:04.549
10 -	1:29.191	2.295	79.88	12:11:33.740

P15 19 Richard AMOS				
LAP	LAP TIME	DIFF	MPH	TIME OF DAY
1 -	1:33.199	6.142	76.44	11:58:04.374
2 -	1:28.919	1.862	80.12	11:59:33.293
3 -	1:29.420	2.363	79.67	12:01:02.713
4 -	1:29.292	2.235	79.79	12:02:32.005
5 -	1:27.907 (3)	0.850	81.04	12:03:59.912
6 -	1:27.141 (2)	0.084	81.75	12:05:27.053
7 -	1:27.057 (1)		81.83	12:06:54.110
8 -	1:28.147	1.090	80.82	12:08:22.257
9 -	1:28.470 D	1.413	80.53	12:09:50.727
10 -	1:27.957	0.900	81.00	12:11:18.684
11 -	1:29.770	2.713	79.36	12:12:48.454

P16 37 Tim DORE (M)				
LAP	LAP TIME	DIFF	MPH	TIME OF DAY
1 -	1:30.518	2.907	78.70	11:58:02.551
2 -	1:33.097	5.486	76.52	11:59:35.648
3 -	1:28.081	0.470	80.88	12:01:03.729
4 -	1:27.918 (3)	0.307	81.03	12:02:31.647
5 -	1:27.611 (1)		81.32	12:03:59.258
6 -	1:27.628 (2)	0.017	81.30	12:05:26.886
7 -	1:27.928	0.317	81.02	12:06:54.814
8 -	1:31.977 P	4.366	77.46	12:08:26.791
9 -	2:15.728 D	48.117	52.49	12:10:42.519
10 -	1:28.846	1.235	80.19	12:12:11.365

P17 195 Ben OHARE				
LAP	LAP TIME	DIFF	MPH	TIME OF DAY
1 -	1:44.680	16.904	68.06	11:58:22.028
2 -	1:28.075 (2)	0.299	80.89	11:59:50.103
3 -	1:27.776 (1)		81.16	12:01:17.879
4 -	1:35.670	7.894	74.47	12:02:53.549
5 -	1:33.764 P	5.988	75.98	12:04:27.313
6 -	2:49.717	1:21.941	41.97	12:07:17.030
7 -	1:28.784	1.008	80.24	12:08:45.814
8 -	1:29.289	1.513	79.79	12:10:15.103
9 -	1:28.356 (3)	0.580	80.63	12:11:43.459

P18 3 Richard WOOTTEN				
LAP	LAP TIME	DIFF	MPH	TIME OF DAY
1 -	1:32.767	4.889	76.80	11:58:14.126
2 -	1:29.511	1.633	79.59	11:59:43.637
3 -	1:28.973	1.095	80.07	12:01:12.610
4 -	1:28.303 (3)	0.425	80.68	12:02:40.913
5 -	1:28.090 (2)	0.212	80.87	12:04:09.003
6 -	1:30.833	2.955	78.43	12:05:39.836
7 -	1:28.432	0.554	80.56	12:07:08.268
8 -	1:29.017 D	1.139	80.03	12:08:37.285
9 -	1:27.878 (1)		81.07	12:10:05.163
10 -	1:30.925	3.047	78.35	12:11:36.088

Weather / Track : Cloudy / Dry

BRSCC Mazda MX-5 Championship

QUALIFYING - LAP ANALYSIS

DIFF = Difference To Personal Best Lap

P19 22 Owen MILLS				
LAP	LAP TIME	DIFF	MPH	TIME OF DAY
1 -	1:44.913	16.996	67.91	11:58:27.235
2 -	1:28.690	0.773	80.33	11:59:55.925
3 -	1:48.192	20.275	65.85	12:01:44.117
4 -	1:28.250	0.333	80.73	12:03:12.367
5 -	1:27.956 (2)	0.039	81.00	12:04:40.323
6 -	1:28.646	0.729	80.37	12:06:08.969
7 -	1:28.274	0.357	80.71	12:07:37.243
8 -	1:27.917 (1)		81.03	12:09:05.160
9 -	1:29.375	1.458	79.71	12:10:34.535
10 -	1:27.993 (3)	0.076	80.96	12:12:02.528

P20 31 Bryn GRIFFITHS (M)				
LAP	LAP TIME	DIFF	MPH	TIME OF DAY
1 -	1:35.736	7.507	74.41	11:58:15.105
2 -	1:31.010	2.781	78.28	11:59:46.115
3 -	1:29.499	1.270	79.60	12:01:15.614
4 -	1:28.913 (3)	0.684	80.13	12:02:44.527
5 -	1:28.851 (2)	0.622	80.18	12:04:13.378
6 -	1:28.229 (1)		80.75	12:05:41.607
7 -	1:38.924	10.695	72.02	12:07:20.531
8 -	1:30.638	2.409	78.60	12:08:51.169
9 -	1:29.910	1.681	79.24	12:10:21.079
10 -	1:36.827	8.598	73.58	12:11:57.906

P21 67 Clive CHISNALL (M)				
LAP	LAP TIME	DIFF	MPH	TIME OF DAY
1 -	1:31.089	2.794	78.21	11:57:59.404
2 -	1:28.869	0.574	80.17	11:59:28.273
3 -	1:30.211	1.916	78.97	12:00:58.484
4 -	1:28.413 (2)	0.118	80.58	12:02:26.897
5 -	1:28.471 (3)	0.176	80.53	12:03:55.368
6 -	1:29.827	1.532	79.31	12:05:25.195
7 -	1:28.736	0.441	80.29	12:06:53.931
8 -	1:29.783	1.488	79.35	12:08:23.714
9 -	1:28.704	0.409	80.31	12:09:52.418
10 -	1:28.809	0.514	80.22	12:11:21.227
11 -	1:28.295 (1)		80.69	12:12:49.522

P22 222 Michael GREEN				
LAP	LAP TIME	DIFF	MPH	TIME OF DAY
1 -	1:34.543	6.070	75.35	11:58:09.272
2 -	1:30.630	2.157	78.61	11:59:39.902
3 -	1:29.738	1.265	79.39	12:01:09.640
4 -	1:28.620 (2)	0.147	80.39	12:02:38.260
5 -	1:28.473 (1)		80.52	12:04:06.733
6 -	1:28.664 (3)	0.191	80.35	12:05:35.397
7 -	1:29.420	0.947	79.67	12:07:04.817
8 -	1:29.787	1.314	79.35	12:08:34.604
9 -	1:29.831	1.358	79.31	12:10:04.435
10 -	1:28.859	0.386	80.17	12:11:33.294

P23 5 Nick LE DOYEN (M)				
LAP	LAP TIME	DIFF	MPH	TIME OF DAY
1 -	1:32.760	4.184	76.80	11:58:02.367
2 -	1:31.767	3.191	77.63	11:59:34.134
3 -	1:29.375	0.799	79.71	12:01:03.509
4 -	1:29.391	0.815	79.70	12:02:32.900
5 -	1:28.746 (2)	0.170	80.28	12:04:01.646

DIFF = Difference To Personal Best Lap

6 -	1:28.928 (3)	0.352	80.11	12:05:30.574
7 -	1:28.576 (1)		80.43	12:06:59.150
8 -	1:29.262	0.686	79.81	12:08:28.412
9 -	1:29.598	1.022	79.51	12:09:58.010
10 -	1:29.940	1.364	79.21	12:11:27.950

P24 20 Christopher GINN (M)				
LAP	LAP TIME	DIFF	MPH	TIME OF DAY
1 -	1:32.027	3.429	77.41	11:58:01.120
2 -	1:28.598 (1)		80.41	11:59:29.718
3 -	1:29.263 (3)	0.665	79.81	12:00:58.981
4 -	1:28.717 (2)	0.119	80.30	12:02:27.698

P25 17 Harry STORER (R)				
LAP	LAP TIME	DIFF	MPH	TIME OF DAY
1 -	1:36.819	8.142	73.58	11:58:25.056
2 -	1:30.442	1.765	78.77	11:59:55.498
3 -	1:29.464	0.787	79.63	12:01:24.962
4 -	1:30.642	1.965	78.60	12:02:55.604
5 -	1:28.677 (1)		80.34	12:04:24.281
6 -	1:28.975 (2)	0.298	80.07	12:05:53.256
7 -	1:29.343 (3)	0.666	79.74	12:07:22.599
8 -	1:30.162	1.485	79.02	12:08:52.761
9 -	1:30.287	1.610	78.91	12:10:23.048
10 -	1:29.530	0.853	79.57	12:11:52.578

P26 43 Joseph WILLMOTT				
LAP	LAP TIME	DIFF	MPH	TIME OF DAY
1 -	1:39.163 D	10.445	71.84	11:58:37.013
2 -	1:29.119 (2)	0.401	79.94	12:00:06.132
3 -	1:31.435	2.717	77.92	12:01:37.567
4 -	1:28.718 (1)		80.30	12:03:06.285
5 -	1:29.149 (3)	0.431	79.91	12:04:35.434
6 -	1:29.368	0.650	79.72	12:06:04.802
7 -	1:30.846	2.128	78.42	12:07:35.648
8 -	1:30.052 D	1.334	79.11	12:09:05.700
9 -	1:30.154	1.436	79.02	12:10:35.854
10 -	1:37.886	9.168	72.78	12:12:13.740

P27 15 Brandon ABRAHAM				
LAP	LAP TIME	DIFF	MPH	TIME OF DAY
1 -	2:10.986	42.256	54.39	11:59:09.277
2 -	1:29.136 D	0.406	79.93	12:00:38.413
3 -	1:29.434 D	0.701	79.66	12:02:07.844
4 -	1:29.341 (3)	0.611	79.74	12:03:37.185
5 -	1:29.548 D	0.788	79.58	12:05:06.703
6 -	1:29.602	0.872	79.51	12:06:36.305
7 -	1:29.435	0.705	79.66	12:08:05.740
8 -	1:29.970	1.240	79.18	12:09:35.710
9 -	1:29.242 (2)	0.512	79.83	12:11:04.952
10 -	1:28.730 (1)		80.29	12:12:33.682

P28 143 Jack WILLMOTT				
LAP	LAP TIME	DIFF	MPH	TIME OF DAY
1 -	1:36.861	7.913	73.55	11:58:24.575
2 -	1:30.217 (2)	1.269	78.97	11:59:54.792
3 -	1:28.948 (1)		80.09	12:01:23.740
4 -	1:31.459	2.511	77.89	12:02:55.199
5 -	1:31.848	2.900	77.56	12:04:27.047
6 -	1:32.268	3.320	77.21	12:05:59.315

Weather / Track : Cloudy / Dry

BRSCC Mazda MX-5 Championship

QUALIFYING - LAP ANALYSIS

DIFF = Difference To Personal Best Lap

7 -	1:31.293	2.345	78.04	12:07:30.608
8 -	1:30.244 (3)	1.296	78.94	12:09:00.852
9 -	1:31.089	2.141	78.21	12:10:31.941
10 -	1:31.949	3.001	77.48	12:12:03.890

P29 45 Graham RUMSEY (M)

LAP	LAP TIME	DIFF	MPH	TIME OF DAY
1 -	1:29.379	0.424	79.71	11:59:48.623
2 -	1:29.280	0.325	79.80	12:01:17.903
3 -	1:30.569	1.614	78.66	12:02:48.472
4 -	1:30.939	1.984	78.34	12:04:19.411
5 -	1:29.153 (3)	0.198	79.91	12:05:48.564
6 -	1:30.155	1.200	79.02	12:07:18.719
7 -	1:29.524	0.569	79.58	12:08:48.243
8 -	1:28.955 (1)		80.09	12:10:17.198
9 -	1:29.149 (2)	0.194	79.91	12:11:46.347

P30 6 Benn SIMMS (R)

LAP	LAP TIME	DIFF	MPH	TIME OF DAY
1 -	1:36.365	7.302	73.93	11:58:14.653
2 -	1:31.823	2.760	77.59	11:59:46.476
3 -	1:30.928	1.865	78.35	12:01:17.404
4 -	1:31.271	2.208	78.06	12:02:48.675
5 -	1:30.970	1.907	78.31	12:04:19.645
6 -	1:29.442 (2)	0.379	79.65	12:05:49.087
7 -	1:30.838	1.775	78.43	12:07:19.925
8 -	1:31.551	2.488	77.82	12:08:51.476
9 -	1:30.175 (3)	1.112	79.00	12:10:21.651
10 -	1:29.063 (1)		79.99	12:11:50.714

P31 78 Richard BARTLETT (M)

LAP	LAP TIME	DIFF	MPH	TIME OF DAY
1 -	1:37.668	8.183	72.94	11:58:26.086
2 -	1:31.740	2.255	77.66	11:59:57.826
3 -	1:33.617	4.132	76.10	12:01:31.443
4 -	1:36.081	6.596	74.15	12:03:07.524
5 -	1:29.887 (2)	0.402	79.26	12:04:37.411
6 -	1:30.242	0.757	78.95	12:06:07.653
7 -	1:30.641	1.156	78.60	12:07:38.294
8 -	1:29.485 (1)		79.61	12:09:07.779
9 -	1:30.043	0.558	79.12	12:10:37.822
10 -	1:29.934 (3)	0.449	79.22	12:12:07.756

P32 264 William BREAME

LAP	LAP TIME	DIFF	MPH	TIME OF DAY
1 -	1:37.882	7.968	72.78	11:58:22.116
2 -	1:30.937	1.023	78.34	11:59:53.053
3 -	1:30.281 (3)	0.367	78.91	12:01:23.334
4 -	1:32.892	2.978	76.69	12:02:56.226
5 -	1:29.981 (2)	0.067	79.17	12:04:26.207
6 -	1:31.016	1.102	78.27	12:05:57.223
7 -	1:29.914 (1)		79.23	12:07:27.137
8 -	1:30.561	0.647	78.67	12:08:57.698
9 -	1:31.588	1.674	77.79	12:10:29.286
10 -	1:30.686	0.772	78.56	12:11:59.972

P33 25 Stephen NEW

LAP	LAP TIME	DIFF	MPH	TIME OF DAY
1 -	1:39.494	9.458	71.60	11:58:30.595
2 -	1:34.830	4.794	75.13	12:00:05.425

DIFF = Difference To Personal Best Lap

3 -	1:32.100	2.064	77.35	12:01:37.525
4 -	1:30.877 (3)	0.841	78.39	12:03:08.402
5 -	1:30.036 (1)		79.13	12:04:38.438
6 -	1:31.834	1.798	77.58	12:06:10.272
7 -	1:35.028	4.992	74.97	12:07:45.300
8 -	1:31.845	1.809	77.57	12:09:17.145
9 -	1:30.865 (2)	0.829	78.40	12:10:48.010
10 -	2:20.832 P	50.796	50.58	12:13:08.842

P34 68 Ashley HEATH (M)

LAP	LAP TIME	DIFF	MPH	TIME OF DAY
1 -	1:31.665	1.531	77.72	11:59:42.881
2 -	1:32.270	2.136	77.21	12:01:15.151
3 -	1:30.922	0.788	78.35	12:02:46.073
4 -	1:30.134 (1)		79.04	12:04:16.207
5 -	1:30.884 (3)	0.750	78.39	12:05:47.091
6 -	1:32.594	2.460	76.94	12:07:19.685
7 -	1:31.297	1.163	78.03	12:08:50.982
8 -	1:32.998	2.864	76.61	12:10:23.980
9 -	1:30.646 (2)	0.512	78.59	12:11:54.626

P35 90 Bruce ROBINSON (M)

LAP	LAP TIME	DIFF	MPH	TIME OF DAY
1 -	1:33.189	2.825	76.45	11:59:45.426
2 -	1:32.884	2.520	76.70	12:01:18.310
3 -	1:31.068 (3)	0.704	78.23	12:02:49.378
4 -	1:31.010 (2)	0.646	78.28	12:04:20.388
5 -	1:30.364 (1)		78.84	12:05:50.752
6 -	1:31.204	0.840	78.11	12:07:21.956
7 -	1:32.481	2.117	77.03	12:08:54.437
8 -	1:31.213	0.849	78.10	12:10:25.650
9 -	1:31.643	1.279	77.74	12:11:57.293

P36 2 Jake STYLES

LAP	LAP TIME	DIFF	MPH	TIME OF DAY
1 -	2:11.109	40.200	54.34	11:59:12.760
2 -	1:32.741	1.832	76.82	12:00:45.501
3 -	1:30.909 (1)		78.37	12:02:16.410
4 -	1:31.491	0.582	77.87	12:03:47.901
5 -	1:33.682	2.773	76.05	12:05:21.583
6 -	1:31.559	0.650	77.81	12:06:53.142
7 -	1:31.298 (2)	0.389	78.03	12:08:24.440
8 -	1:31.300 (3)	0.391	78.03	12:09:55.740
9 -	1:33.111	2.202	76.51	12:11:28.851

P37 70 Michael PEARCE

LAP	LAP TIME	DIFF	MPH	TIME OF DAY
1 -	1:37.155	5.843	73.33	11:58:18.077
2 -	1:31.870	0.558	77.55	11:59:49.947
3 -	1:32.079	0.767	77.37	12:01:22.026
4 -	1:35.139	3.827	74.88	12:02:57.165
5 -	1:32.199	0.887	77.27	12:04:29.364
6 -	1:31.733	0.421	77.66	12:06:01.097
7 -	1:31.897	0.585	77.52	12:07:32.994
8 -	1:31.403 (2)	0.091	77.94	12:09:04.397
9 -	1:31.312 (1)		78.02	12:10:35.709
10 -	1:31.636 (3)	0.324	77.74	12:12:07.345

Weather / Track : Cloudy / Dry

Donington Park National
Circuit Length = 1.9790 miles
Start: 11:56 Flag 12:11 End: 12:13

BRSCC Mazda MX-5 Championship

QUALIFYING - LAP ANALYSIS

DIFF = Difference To Personal Best Lap

P38 73 Beau PARRY				
LAP	LAP TIME	DIFF	MPH	TIME OF DAY
1 -	1:38.398	6.465	72.40	11:58:22.190
2 -	1:34.925	2.992	75.05	11:59:57.115
3 -	1:33.882	1.949	75.88	12:01:30.997
4 -	1:32.437 (3)	0.504	77.07	12:03:03.434
5 -	1:31.933 (1)		77.49	12:04:35.367
6 -	1:34.229	2.296	75.60	12:06:09.596
7 -	1:32.015 (2)	0.082	77.42	12:07:41.611
8 -	1:34.512	2.579	75.38	12:09:16.123
9 -	1:34.215	2.282	75.62	12:10:50.338
10 -	1:33.667	1.734	76.06	12:12:24.005

P39 28 Chris WATTS				
LAP	LAP TIME	DIFF	MPH	TIME OF DAY
1 -	1:38.437	6.027	72.37	11:58:16.234
2 -	1:33.844 (3)	1.434	75.92	11:59:50.078
3 -	1:34.734	2.324	75.20	12:01:24.812
4 -	1:33.718 (2)	1.308	76.02	12:02:58.530
5 -	1:34.304	1.894	75.54	12:04:32.834
6 -	1:37.833	5.423	72.82	12:06:10.667
7 -	1:32.410 (1)		77.09	12:07:43.077
8 -	1:35.681	3.271	74.46	12:09:18.758
9 -	1:44.635 P	12.225	68.09	12:11:03.393

P40 38 Andrew DEAN				
LAP	LAP TIME	DIFF	MPH	TIME OF DAY
1 -	1:40.650	7.965	70.78	11:58:32.963
2 -	1:33.134 (3)	0.449	76.49	12:00:06.097
3 -	1:33.179	0.494	76.46	12:01:39.276
4 -	1:32.685 (1)		76.86	12:03:11.961
5 -	1:33.297	0.612	76.36	12:04:45.258
6 -	1:34.496	1.811	75.39	12:06:19.754
7 -	1:34.780	2.095	75.17	12:07:54.534
8 -	1:34.147	1.462	75.67	12:09:28.681
9 -	1:32.961 (2)	0.276	76.64	12:11:01.642
10 -	1:37.735	5.050	72.89	12:12:39.377

P41 75 Robert BOND				
LAP	LAP TIME	DIFF	MPH	TIME OF DAY
1 -	1:36.572	2.794	73.77	11:58:11.843
2 -	1:35.770	1.992	74.39	11:59:47.613
3 -	1:34.007 (3)	0.229	75.78	12:01:21.620
4 -	1:36.509	2.731	73.82	12:02:58.129
5 -	1:34.175	0.397	75.65	12:04:32.304
6 -	1:34.646	0.868	75.27	12:06:06.950
7 -	1:33.826 (2)	0.048	75.93	12:07:40.776
8 -	1:34.504	0.726	75.38	12:09:15.280
9 -	1:33.778 (1)		75.97	12:10:49.058
10 -	1:34.238	0.460	75.60	12:12:23.296

P42 50 Tim STORER (R)				
LAP	LAP TIME	DIFF	MPH	TIME OF DAY
1 -	1:40.335	5.721	71.00	11:58:29.960
2 -	1:35.696	1.082	74.45	12:00:05.656
3 -	1:38.002	3.388	72.69	12:01:43.658
4 -	1:34.614 (1)		75.30	12:03:18.272
5 -	1:34.859 (3)	0.245	75.10	12:04:53.131
6 -	1:34.734 (2)	0.120	75.20	12:06:27.865
7 -	1:48.244 P	13.630	65.82	12:08:16.109

DIFF = Difference To Personal Best Lap

8 -	2:38.110	1:03.496	45.06	12:10:54.219
9 -	1:36.333	1.719	73.95	12:12:30.552

P43 85 Anthony PETTIGREW				
LAP	LAP TIME	DIFF	MPH	TIME OF DAY
1 -	1:50.661	13.694	64.38	11:58:41.696
2 -	1:42.429	5.462	69.55	12:00:24.125
3 -	1:36.967 (1)		73.47	12:02:01.092
4 -	1:42.522	5.555	69.49	12:03:43.614
5 -	1:49.457	12.490	65.09	12:05:33.071
6 -	1:41.128 (2)	4.161	70.45	12:07:14.199
7 -	1:41.715 (3)	4.748	70.04	12:08:55.914
8 -	1:42.326	5.359	69.62	12:10:38.240
9 -	1:47.339 P	10.372	66.37	12:12:25.579

Weather / Track : Cloudy / Dry

BRSCC Mazda MX-5 Championship

QUALIFYING - STATISTICS

Competitors Started 43
Planned Start 2020-08-22 @ 11:40:00.000
Actual Start 2020-08-22 @ 11:56:20.102
Finish Time 2020-08-22 @ 12:11:23.354
Track Length 1.9790mi.
Total Laps 423
Total Distance Covered 837.1454mi.

Session Fastest Lap History

NO	NAME	LAP TIME	TIME OF DAY	LAP	VEHICLE
63	Oliver ALLWOOD	1:27.905	11:57:54.547	1	Mazda MX-5 Mk1
63	Oliver ALLWOOD	1:26.644	11:59:21.189	2	Mazda MX-5 Mk1
41	Joe WIGGIN	1:26.246	11:59:23.792	2	Mazda MX-5 Mk1
158	Mike COMBER	1:26.185	12:00:34.129	2	Mazda MX-5 Mk1
63	Oliver ALLWOOD	1:26.138	12:00:47.329	3	Mazda MX-5 Mk1
41	Joe WIGGIN	1:25.690	12:00:49.484	3	Mazda MX-5 Mk1
72	Matt LUFF	1:25.326	12:06:48.065	5	Mazda MX-5 Mk1

Flag History

TYPE	TIME OF DAY
GREEN	11:56:20.102
FINISH	12:11:23.354

Flag Statistics

TYPE	COUNT	TOTAL LAPS	TOTAL TIME
Green	1	11	17:04.780
Red	0	0	0.000
Safety Car	0	0	0.000
FCY	0	0	0.000

Weather / Track : Cloudy / Dry

Results can be found at www.tsl-timing.com


Donington Park National
Circuit Length = 1.9790 miles
Start: 11:56 Flag 12:11 End: 12:13

Printed - 12:23 Saturday, 22 August 2020

BRSCC Mazda MX-5 Championship
RACE 4 - GRID (15 minutes)
WASPP

ROW 20	39	75	1:33.778 Robert BOND	40	85	1:36.967 Anthony PETTIGREW	
ROW 19	37	28	1:32.410 Chris WATTS	38	38	1:32.685 Andrew DEAN	
ROW 18		35	70	1:31.312 Michael PEARCE	36	73	1:31.933 Beau PARRY
ROW 17	33	90	1:30.364 Bruce ROBINSON (M)	34	2	1:30.909 Jake STYLES	
ROW 16		31	25	1:30.036 Stephen NEW	32	68	1:30.134 Ashley HEATH (M)
ROW 15	29	78	1:29.485 Richard BARTLETT (M)	30	264	1:29.914 William BREAME	
ROW 14		27	143	1:28.948 Jack WILLMOTT	28	45	1:28.955 Graham RUMSEY (M)
ROW 13	25	43	1:28.718 Joseph WILLMOTT	26	15	1:28.730 Brandon ABRAHAM	
ROW 12		23	5	1:28.576 Nick LE DOYEN (M)	24	20	1:28.598 Christopher GINN (M)
ROW 11	21	67	1:28.295 Clive CHISNALL (M)	22	222	1:28.473 Michael GREEN	
ROW 10		19	22	1:27.917 Owen MILLS	20	31	1:28.229 Bryn GRIFFITHS (M)
ROW 9	17	195	1:27.776 Ben OHARE	18	3	1:27.878 Richard WOOTTEN	
ROW 8		15	19	1:27.057 Richard AMOS	16	37	1:27.611 Tim DORE (M)
ROW 7	13	24	1:26.643 Oliver GRAHAM	14	4	1:26.896 Paul BATEMAN (M)	
ROW 6		11	27	1:26.543 Luke PULLEN	12	263	1:26.583 Fraser FENWICK
ROW 5	9	82	1:26.374 Michael KNIBBS	10	29	1:26.403 Adam CRAIG	
ROW 4		7	158	1:26.185 Mike COMBER	8	93	1:26.208 Jack BREWER
ROW 3	5	18	1:26.132 Will BLACKWELL-CHAMBERS	6	81	1:26.133 Sebastian FISHER	
ROW 2		3	63	1:25.789 Oliver ALLWOOD	4	55	1:25.853 Matt POLLARD
ROW 1	1	72	1:25.326 Matt LUFF	2	41	1:25.690 Joe WIGGIN	

Pole



Cars 6, 17 & 50 are reserves in that order

 Donington Park National
 Circuit Length = 1.9790 miles

These results are provisional until the conclusion of any judicial and technical matters.

Clerk Of Course :	Steward :	Timekeeper :
-------------------	-----------	--------------

 Results can be found at www.tsl-timing.com

Printed - 12:37 Saturday, 22 August 2020

BRSCC Mazda MX-5 Championship

RACE 4 - CLASSIFICATION



POS	NO	NAME	ENTRY	LAPS	TIME	GAP	DIFF	MPH	BEST	ON
1	18	Will BLACKWELL-CHAMBERS	Mazda MX-5 Mk1 -	9	15:27.391			68.99	1:25.528	3
2	158	Mike COMBER	Mazda MX-5 Mk1 -	9	15:28.050	0.659	0.659	68.94	1:25.697	3
3	63	Oliver ALLWOOD	Mazda MX-5 Mk1 - AB Motorsport	9	15:28.937	1.546	0.887	68.88	1:25.565	4
4	41	Joe WIGGIN	Mazda MX-5 Mk1 -	9	15:29.358	1.967	0.421	68.84	1:25.861	4
5	72	Matt LUFF	Mazda MX-5 Mk1 - AB Motorsport	9	15:29.366	1.975	0.008	68.84	1:25.446	3
6	82	Michael KNIBBS	Mazda MX-5 Mk1 -	9	15:32.886	5.495	3.520	68.58	1:26.908	4
7	263	Fraser FENWICK	Mazda MX-5 Mk1 - AB Motorsport/Fleetline Despac	9	15:32.914	5.523	0.028	68.58	1:26.494	3
8	24	Oliver GRAHAM	Mazda MX-5 Mk1 -	9	15:33.976	6.585	1.062	68.50	1:26.876	5
9	81	Sebastian FISHER	Mazda MX-5 Mk1 -	9	15:35.831	8.440	1.855	68.37	1:26.408	4
10	195	Ben OHARE	Mazda MX-5 Mk1 - Close Racing	9	15:36.470	9.079	0.639	68.32	1:27.085	3
11	29	Adam CRAIG	Mazda MX-5 Mk1 -	9	15:36.705	9.314	0.235	68.30	1:27.229	5
12	93	Jack BREWER	Mazda MX-5 Mk1 -	9	15:36.908	9.517	0.203	68.29	1:26.678	2
13	4	Paul BATEMAN (M)	Mazda MX-5 Mk1 -	9	15:39.212	11.821	2.304	68.12	1:27.323	3
14	55	Matt POLLARD	Mazda MX-5 Mk1 - AB Motorsport	9	15:39.719	12.328	0.507	68.08	1:26.787	2
15	19	Richard AMOS	Mazda MX-5 Mk1 - BC CARS	9	15:42.966	15.575	3.247	67.85	1:27.657	2
16	22	Owen MILLS	Mazda MX-5 Mk1 - OMR / DriveQuest	9	15:45.259	17.868	2.293	67.69	1:28.508	2
17	5	Nick LE DOYEN (M)	Mazda MX-5 Mk1 -	9	15:46.962	19.571	1.703	67.56	1:28.664	4
18	31	Bryn GRIFFITHS (M)	Mazda MX-5 Mk1 -	9	15:48.034	20.643	1.072	67.49	1:28.516	4
19	43	Joseph WILLMOTT	Mazda MX-5 Mk1 - AB Motorsport	9	15:48.373	20.982	0.339	67.46	1:28.531	3
20	143	Jack WILLMOTT	Mazda MX-5 Mk1 - AB Motorsport	9	15:48.373	20.982	0.000	67.46	1:28.596	3
21	45	Graham RUMSEY (M)	Mazda MX-5 Mk1 -	9	15:49.223	21.832	0.850	67.40	1:28.784	2
22	222	Michael GREEN	Mazda MX-5 Mk1 - PDE Consulting Ltd	9	15:49.728	22.337	0.505	67.37	1:29.249	3
23	37	Tim DORE (M)	Mazda MX-5 Mk1 - AB Motorsport	9	15:52.945	25.554	3.217	67.14	1:26.959	4
24	20	Christopher GINN (M)	Mazda MX-5 Mk1 -	9	15:56.713	29.322	3.768	66.88	1:29.523	4
25	2	Jake STYLES	Mazda MX-5 Mk1 -	9	15:56.940	29.549	0.227	66.86	1:30.269	4
26	264	William BREAME	Mazda MX-5 Mk1 -	9	15:57.982	30.591	1.042	66.79	1:30.698	4
27	90*	Bruce ROBINSON (M)	Mazda MX-5 Mk1 -	9	15:58.281	30.890	0.299	66.77	1:31.369	4
28	70	Michael PEARCE	Mazda MX-5 Mk1 -	9	16:02.509	35.118	4.228	66.47	1:30.400	4
29	68*	Ashley HEATH (M)	Mazda MX-5 Mk1 -	9	16:02.893	35.502	0.384	66.45	1:30.895	4
30	73	Beau PARRY	Mazda MX-5 Mk1 - AB Motorsport/LolaSleep.co.uk	9	16:04.763	37.372	1.870	66.32	1:31.734	4
31	78	Richard BARTLETT (M)	Mazda MX-5 Mk1 -	9	16:04.980	37.589	0.217	66.30	1:30.478	2
32	28	Chris WATTS	Mazda Mx-5 Mk1 -	9	16:05.060	37.669	0.080	66.30	1:33.170	4
33	25	Stephen NEW	Mazda MX-5 Mk1 -	9	16:12.172	44.781	7.112	65.81	1:31.108	4
34	38	Andrew DEAN	Mazda MX-5 Mk1 -	9	16:12.450	45.059	0.278	65.79	1:31.819	4
35	75	Robert BOND	Mazda MX-5 Mk1 -	9	16:21.054	53.663	8.604	65.22	1:33.434	4
36	85	Anthony PETTIGREW	Mazda MX-5 Mk1 -	8	17:13.639	1 Lap	1 Lap	55.01	1:33.521	3

NOT CLASSIFIED

DNF	3	Richard WOOTTEN	Mazda MX-5 Mk1 -	5	7:28.142	4 Laps	3 Laps	79.18	1:27.131	2
DNF	15	Brandon ABRAHAM	Mazda MX-5 Mk1 -	5	7:39.817	4 Laps	11.675	77.17	1:28.262	4
DNF	67	Clive CHISNALL (M)	Mazda MX-5 Mk1 -	5	7:39.983	4 Laps	0.166	77.14	1:28.146	4
DNF	27	Luke PULLEN	Mazda MX-5 Mk1 - AB Motorsport	2	3:02.279	7 Laps	3 Laps	77.42	1:27.409	2

FASTEST LAP

72	Matt LUFF	Mazda MX-5 Mk1 - AB Motorsport	3	1:25.446	83.38 mph	134.19 kph
----	-----------	--------------------------------	---	----------	-----------	------------

*Cars 68 & 90 - please fit a working transponder

Weather / Track : Rain / Damp

These results are provisional until the conclusion of any judicial and technical matters.

Donington Park National
Circuit Length = 1.9790 miles
Start: 13:46 Flag 14:01 End: 14:03

Clerk Of Course :	Steward :	Timekeeper :
-------------------	-----------	--------------

Results can be found at www.tsl-timing.com

Printed - 14:10 Saturday, 22 August 2020

BRSCC Mazda MX-5 Championship

RACE 4 - LAP CHART

LAP 1 @ 13:47:51.147			LAP 2 @ 13:49:17.876			LAP 3 @ 13:50:43.738			LAP 4 @ 13:52:09.599			LAP 5 @ 13:53:36.536		
NO	BEHIND	LAP TIME	NO	BEHIND	LAP TIME	NO	BEHIND	LAP TIME	NO	BEHIND	LAP TIME	NO	BEHIND	LAP TIME
41		1:30.322	41		1:26.729	41		1:25.862	41		1:25.861	41		1:26.937
63	1.367	1:31.689	63	0.596	1:25.958	72	0.407	1:25.446	72	0.239	1:25.693	72	0.276	1:26.974
72	1.684	1:32.006	72	0.823	1:25.868	63	0.788	1:26.054	63	0.492	1:25.565	63	0.571	1:27.016
81	2.202	1:32.524	18	1.429	1:25.755	18	1.095	1:25.528	18	0.782	1:25.548	18	0.573	1:26.728
18	2.403	1:32.725	158	1.640	1:25.753	158	1.475	1:25.697	158	2.265	1:26.651	158	2.478	1:27.150
158	2.616	1:32.938	81	2.903	1:27.430	263	4.654	1:26.494	263	5.821	1:27.028	263	5.666	1:26.782
82	2.838	1:33.160	82	3.324	1:27.215	82	4.874	1:27.412	82	5.921	1:26.908	82	5.958	1:26.974
263	3.051	1:33.373	55	3.530	1:26.787	93	5.187	1:27.024	24	7.041	1:27.147	24	6.980	1:26.876
24	3.267	1:33.589	24	3.628	1:27.090	24	5.755	1:27.989	93	7.479	1:28.153	93	7.511	1:26.969
55	3.472	1:33.794	263	4.022	1:27.700	29	6.081	1:27.516	29	8.217	1:27.997	29	8.509	1:27.229
29	3.822	1:34.144	93	4.025	1:26.678	37	8.073	1:27.555	37	9.171	1:26.959	37	9.602	1:27.368
93	4.076	1:34.398	29	4.427	1:27.334	19	8.283	1:28.003	55	10.434	1:27.519	81	10.515	1:26.922
27	4.548	1:34.870	27	5.228	1:27.409	3	8.542	1:27.670	81	10.530	1:26.408	55	10.782	1:27.285
19	5.214	1:35.536	19	6.142	1:27.657	55	8.776	1:31.108	3	11.784	1:29.103	3	12.431	1:27.584
37	5.608	1:35.930	37	6.380	1:27.501	81	9.983	1:32.942	19	12.491	1:30.069	195	15.136	1:28.697
3	6.332	1:36.654	3	6.734	1:27.131	4	10.419	1:27.323	4	13.006	1:28.448	19	15.347	1:29.793
4	7.735	1:38.057	4	8.958	1:27.952	195	10.624	1:27.085	195	13.376	1:28.613	4	15.642	1:29.573
31	7.738	1:38.060	195	9.401	1:27.923	45	15.124	1:30.018	45	18.117	1:28.854	15	24.106	1:32.301
195	8.207	1:38.529	31	10.606	1:29.597	67	16.094	1:30.688	67	18.379	1:28.146	67	24.272	1:32.830
45	8.913	1:39.235	45	10.968	1:28.784	15	16.341	1:30.333	15	18.742	1:28.262	5	24.481	1:31.405
67	9.208	1:39.530	67	11.268	1:28.789	31	16.600	1:31.856	31	19.255	1:28.516	22	24.824	1:30.985
5	9.596	1:39.918	5	11.640	1:28.773	20	16.849	1:29.988	5	20.013	1:28.664	45	25.846	1:34.666
20	9.797	1:40.119	15	11.870	1:28.591	22	17.107	1:29.656	20	20.511	1:29.523	31	26.079	1:33.761
15	10.008	1:40.330	20	12.723	1:29.655	5	17.210	1:31.432	22	20.776	1:29.530	143	27.963	1:31.809
43	10.625	1:40.947	22	13.313	1:28.508	143	17.622	1:28.596	143	23.091	1:31.330	43	30.585	1:34.049
264	10.891	1:41.213	143	14.888	1:29.763	43	17.969	1:28.531	43	23.473	1:31.365	20	32.595	1:39.021
2	11.246	1:41.568	43	15.300	1:31.404	264	23.362	1:32.832	264	28.199	1:30.698	222	36.342	1:33.373
68	11.299	1:41.621	68	16.029	1:31.459	2	24.116	1:32.641	2	28.524	1:30.269	264	36.802	1:35.540
22	11.534	1:41.856	264	16.392	1:32.230	70	24.339	1:32.278	70	28.878	1:30.400	2	37.768	1:36.181
143	11.854	1:42.176	78	16.600	1:30.478	25	25.657	1:31.370	222	29.906	1:29.520	25	38.193	1:34.226
70	12.586	1:42.908	2	17.337	1:32.820	222	26.247	1:29.249	25	30.904	1:31.108	70	38.479	1:36.538
78	12.851	1:43.173	70	17.923	1:32.066	90	26.258	1:31.713	90	31.766	1:31.369	90	38.818	1:33.989
25	13.924	1:44.246	25	20.149	1:32.954	73	29.222	1:32.596	73	35.095	1:31.734	38	49.404	1:40.283
90	14.334	1:44.656	90	20.407	1:32.802	38	30.100	1:33.101	38	36.058	1:31.819	73	49.788	1:41.630
38	16.028	1:46.350	73	22.488	1:32.447	68	32.562	1:42.395	68	37.596	1:30.895	68	50.233	1:39.574
73	16.770	1:47.092	222	22.860	1:31.181	85	33.761	1:33.521	28	41.072	1:33.170	28	55.180	1:41.045
75	17.515	1:47.837	38	22.861	1:33.562	28	33.763	1:34.743	75	41.734	1:33.434	78	55.492	1:40.002
28	18.230	1:48.552	75	24.640	1:33.854	75	34.161	1:35.383	78	42.427	1:32.334	75	1:13.639	1:58.842
222	18.408	1:48.730	28	24.882	1:33.381	78	35.954	1:45.216	85	48.708	1:40.808	85	1:19.627	1:57.856
85	18.522	1:48.844	85	26.102	1:34.309									

Weather / Track : Rain / Damp

Results can be found at www.tsl-timing.com

Page 1 of 2

Donington Park National
 Circuit Length = 1.9790 miles
 Start: 13:46 Flag 14:01 End: 14:03

Printed - 14:08 Saturday, 22 August 2020

BRSCC Mazda MX-5 Championship

RACE 4 - LAP CHART

LAP 6 @ 13:55:19.898			LAP 7 @ 13:57:37.827			LAP 8 @ 14:00:07.600			LAP 9 @ 14:01:48.216		
NO	BEHIND	LAP TIME	NO	BEHIND	LAP TIME	NO	BEHIND	LAP TIME	NO	BEHIND	LAP TIME
18		1:42.789	18		2:17.929	18		2:29.773	18		1:40.616
158	0.671	1:41.555	158	0.613	2:17.871	158	0.623	2:29.783	158	0.659	1:40.652
63	1.578	1:44.369	63	1.515	2:17.866	63	0.922	2:29.180	63	1.546	1:41.240
41	2.204	1:45.566	41	2.180	2:17.905	41	1.646	2:29.239	41	1.967	1:40.937
72	2.690	1:45.776	72	2.861	2:18.100	72	2.122	2:29.034	72	1.975	1:40.469
263	5.551	1:43.247	263	4.033	2:16.411	263	3.034	2:28.774	82	5.495	1:42.636
82	7.504	1:44.908	82	5.009	2:15.434	82	3.475	2:28.239	263	5.523	1:43.105
24	8.551	1:44.933	24	5.644	2:15.022	24	4.460	2:28.589	24	6.585	1:42.741
93	10.043	1:45.894	93	6.282	2:14.168	93	5.551	2:29.042	81	8.440	1:42.194
29	10.455	1:45.308	29	6.485	2:13.959	29	6.030	2:29.318	195	9.079	1:41.660
55	11.050	1:43.630	55	7.252	2:14.131	55	6.265	2:28.786	29	9.314	1:43.900
81	12.129	1:44.976	81	8.129	2:13.929	81	6.862	2:28.506	93	9.517	1:44.582
37	12.681	1:46.441	37	9.047	2:14.295	37	7.607	2:28.333	4	11.821	1:43.599
195	15.435	1:43.661	195	9.686	2:12.180	195	8.035	2:28.122	55	12.328	1:46.679
4	17.107	1:44.827	4	10.519	2:11.341	4	8.838	2:28.092	19	15.575	1:46.855
19	18.817	1:46.832	19	11.878	2:10.990	19	9.336	2:27.231	22	17.868	1:48.340
22	30.902	1:49.440	22	13.015	2:00.042	22	10.144	2:26.902	5	19.571	1:48.484
5	31.815	1:50.696	5	13.932	2:00.046	5	11.703	2:27.544	31	20.643	1:48.440
45	33.662	1:51.178	45	14.519	1:58.786	45	12.131	2:27.385	43	20.982	1:46.759
31	36.996	1:54.279	31	16.215	1:57.148	31	12.819	2:26.377	143	20.982	1:47.949
143	39.118	1:54.517	143	17.369	1:56.180	143	13.649	2:26.053	45	21.832	1:50.317
43	39.956	1:52.733	43	17.773	1:55.746	43	14.839	2:26.839	222	22.337	1:46.424
20	41.709	1:52.476	20	23.274	1:59.494	20	16.222	2:22.721	37	25.554	1:58.563
222	42.550	1:49.570	222	24.313	1:59.692	222	16.529	2:21.989	20	29.322	1:53.716
264	54.127	2:00.687	264	35.241	1:59.043	264	17.689	2:12.221	2	29.549	1:52.155
2	54.543	2:00.137	2	35.710	1:59.096	2	18.010	2:12.073	264	30.591	1:53.518
25	55.699	2:00.868	25	36.694	1:58.924	25	19.822	2:12.901	90	30.890	1:50.895
90	57.804	2:02.348	90	40.616	2:00.741	90	20.611	2:09.768	70	35.118	1:54.189
70	58.490	2:03.373	70	41.743	2:01.182	70	21.545	2:09.575	68	35.502	1:52.747
73	1:01.173	1:54.747	73	47.058	2:03.814	73	22.510	2:05.225	73	37.372	1:55.478
68	1:02.826	1:55.955	68	47.888	2:02.991	68	23.371	2:05.256	78	37.589	1:53.342
78	1:06.892	1:54.762	78	49.021	2:00.058	78	24.863	2:05.615	28	37.669	1:52.402
28	1:10.880	1:59.062	28	53.449	2:00.498	28	25.883	2:02.207	25	44.781	2:05.575
38	1:20.658	2:14.616	38	1:06.477	2:03.748	38	33.242	1:56.538	38	45.059	1:52.433
75	1:27.514	1:57.237	75	1:09.383	1:59.798	75	38.669	1:59.059	75	53.663	1:55.610
85	1:53.939	2:17.674 P				85	1 Lap	4:19.504	85	1 Lap	2:01.123

Weather / Track : Rain / Damp

Results can be found at www.tsl-timing.com

Page 2 of 2

Donington Park National
 Circuit Length = 1.9790 miles
 Start: 13:46 Flag 14:01 End: 14:03

Printed - 14:08 Saturday, 22 August 2020

BRSCC Mazda MX-5 Championship

RACE 4 - LAP ANALYSIS



DIFF = Difference To Personal Best Lap

P1 18 Will BLACKWELL-CHAMBERS				
LAP	LAP TIME	DIFF	MPH	TIME OF DAY
1 -	1:32.725	7.197	76.83	13:47:53.550
2 -	1:25.755 (3)	0.227	83.08	13:49:19.305
3 -	1:25.528 (1)		83.30	13:50:44.833
4 -	1:25.548 (2)	0.020	83.28	13:52:10.381
5 -	1:26.728	1.200	82.14	13:53:37.109
6 -	1:42.789	17.261	69.31	13:55:19.898
7 -	2:17.929	52.401	51.65	13:57:37.827
8 -	2:29.773	1:04.245	47.56	14:00:07.600
9 -	1:40.616	15.088	70.81	14:01:48.216

P2 158 Mike COMBER				
LAP	LAP TIME	DIFF	MPH	TIME OF DAY
1 -	1:32.938	7.241	76.65	13:47:53.763
2 -	1:25.753 (2)	0.056	83.08	13:49:19.516
3 -	1:25.697 (1)		83.13	13:50:45.213
4 -	1:26.651 (3)	0.954	82.22	13:52:11.864
5 -	1:27.150	1.453	81.75	13:53:39.014
6 -	1:41.555	15.858	70.15	13:55:20.569
7 -	2:17.871	52.174	51.67	13:57:38.440
8 -	2:29.783	1:04.086	47.56	14:00:08.223
9 -	1:40.652	14.955	70.78	14:01:48.875

P3 63 Oliver ALLWOOD				
LAP	LAP TIME	DIFF	MPH	TIME OF DAY
1 -	1:31.689	6.124	77.70	13:47:52.514
2 -	1:25.958 (2)	0.393	82.88	13:49:18.472
3 -	1:26.054 (3)	0.489	82.79	13:50:44.526
4 -	1:25.565 (1)		83.26	13:52:10.091
5 -	1:27.016	1.451	81.87	13:53:37.107
6 -	1:44.369	18.804	68.26	13:55:21.476
7 -	2:17.866	52.301	51.67	13:57:39.342
8 -	2:29.180	1:03.615	47.75	14:00:08.522
9 -	1:41.240	15.675	70.37	14:01:49.762

P4 41 Joe WIGGIN				
LAP	LAP TIME	DIFF	MPH	TIME OF DAY
1 -	1:30.322	4.461	78.87	13:47:51.147
2 -	1:26.729 (3)	0.868	82.14	13:49:17.876
3 -	1:25.862 (2)	0.001	82.97	13:50:43.738
4 -	1:25.861 (1)		82.97	13:52:09.599
5 -	1:26.937	1.076	81.95	13:53:36.536
6 -	1:45.566	19.705	67.48	13:55:22.102
7 -	2:17.905	52.044	51.66	13:57:40.007
8 -	2:29.239	1:03.378	47.73	14:00:09.246
9 -	1:40.937	15.076	70.58	14:01:50.183

P5 72 Matt LUFF				
LAP	LAP TIME	DIFF	MPH	TIME OF DAY
1 -	1:32.006	6.560	77.43	13:47:52.831
2 -	1:25.868 (3)	0.422	82.97	13:49:18.699
3 -	1:25.446 (1)		83.38	13:50:44.145
4 -	1:25.693 (2)	0.247	83.14	13:52:09.838
5 -	1:26.974	1.528	81.91	13:53:36.812

DIFF = Difference To Personal Best Lap

6 -	1:45.776	20.330	67.35	13:55:22.588
7 -	2:18.100	52.654	51.59	13:57:40.688
8 -	2:29.034	1:03.588	47.80	14:00:09.722
9 -	1:40.469	15.023	70.91	14:01:50.191

P6 82 Michael KNIBBS				
LAP	LAP TIME	DIFF	MPH	TIME OF DAY
1 -	1:33.160	6.252	76.47	13:47:53.985
2 -	1:27.215 (3)	0.307	81.69	13:49:21.200
3 -	1:27.412	0.504	81.50	13:50:48.612
4 -	1:26.908 (1)		81.97	13:52:15.520
5 -	1:26.974 (2)	0.066	81.91	13:53:42.494
6 -	1:44.908	18.000	67.91	13:55:27.402
7 -	2:15.434	48.526	52.60	13:57:42.836
8 -	2:28.239	1:01.331	48.06	14:00:11.075
9 -	1:42.636	15.728	69.41	14:01:53.711

P7 263 Fraser FENWICK				
LAP	LAP TIME	DIFF	MPH	TIME OF DAY
1 -	1:33.373	6.879	76.30	13:47:54.198
2 -	1:27.700	1.206	81.23	13:49:21.898
3 -	1:26.494 (1)		82.37	13:50:48.392
4 -	1:27.028 (3)	0.534	81.86	13:52:15.420
5 -	1:26.782 (2)	0.288	82.09	13:53:42.202
6 -	1:43.247	16.753	69.00	13:55:25.449
7 -	2:16.411	49.917	52.22	13:57:41.860
8 -	2:28.774	1:02.280	47.88	14:00:10.634
9 -	1:43.105	16.611	69.10	14:01:53.739

P8 24 Oliver GRAHAM				
LAP	LAP TIME	DIFF	MPH	TIME OF DAY
1 -	1:33.589	6.713	76.12	13:47:54.414
2 -	1:27.090 (2)	0.214	81.80	13:49:21.504
3 -	1:27.989	1.113	80.97	13:50:49.493
4 -	1:27.147 (3)	0.271	81.75	13:52:16.640
5 -	1:26.876 (1)		82.00	13:53:43.516
6 -	1:44.933	18.057	67.89	13:55:28.449
7 -	2:15.022	48.146	52.76	13:57:43.471
8 -	2:28.589	1:01.713	47.94	14:00:12.060
9 -	1:42.741	15.865	69.34	14:01:54.801

P9 81 Sebastian FISHER				
LAP	LAP TIME	DIFF	MPH	TIME OF DAY
1 -	1:32.524	6.116	77.00	13:47:53.349
2 -	1:27.430 (3)	1.022	81.48	13:49:20.779
3 -	1:32.942	6.534	76.65	13:50:53.721
4 -	1:26.408 (1)		82.45	13:52:20.129
5 -	1:26.922 (2)	0.514	81.96	13:53:47.051
6 -	1:44.976	18.568	67.86	13:55:32.027
7 -	2:13.929	47.521	53.19	13:57:45.956
8 -	2:28.506	1:02.098	47.97	14:00:14.462
9 -	1:42.194	15.786	69.71	14:01:56.656

Weather / Track : Rain / Damp

Donington Park National
Circuit Length = 1.9790 miles
Start: 13:46 Flag 14:01 End: 14:03

BRSCC Mazda MX-5 Championship

RACE 4 - LAP ANALYSIS



DIFF = Difference To Personal Best Lap

P10 195 Ben OHARE				
LAP	LAP TIME	DIFF	MPH	TIME OF DAY
1 -	1:38.529	11.444	72.30	13:47:59.354
2 -	1:27.923 (2)	0.838	81.03	13:49:27.277
3 -	1:27.085 (1)		81.81	13:50:54.362
4 -	1:28.613 (3)	1.528	80.40	13:52:22.975
5 -	1:28.697	1.612	80.32	13:53:51.672
6 -	1:43.661	16.576	68.73	13:55:35.333
7 -	2:12.180	45.095	53.90	13:57:47.513
8 -	2:28.122	1:01.037	48.09	14:00:15.635
9 -	1:41.660	14.575	70.08	14:01:57.295

P11 29 Adam CRAIG				
LAP	LAP TIME	DIFF	MPH	TIME OF DAY
1 -	1:34.144	6.915	75.67	13:47:54.969
2 -	1:27.334 (2)	0.105	81.57	13:49:22.303
3 -	1:27.516 (3)	0.287	81.40	13:50:49.819
4 -	1:27.997	0.768	80.96	13:52:17.816
5 -	1:27.229 (1)		81.67	13:53:45.045
6 -	1:45.308	18.079	67.65	13:55:30.353
7 -	2:13.959	46.730	53.18	13:57:44.312
8 -	2:29.318	1:02.089	47.71	14:00:13.630
9 -	1:43.900	16.671	68.57	14:01:57.530

P12 93 Jack BREWER				
LAP	LAP TIME	DIFF	MPH	TIME OF DAY
1 -	1:34.398	7.720	75.47	13:47:55.223
2 -	1:26.678 (1)		82.19	13:49:21.901
3 -	1:27.024 (3)	0.346	81.86	13:50:48.925
4 -	1:28.153	1.475	80.82	13:52:17.078
5 -	1:26.969 (2)	0.291	81.92	13:53:44.047
6 -	1:45.894	19.216	67.28	13:55:29.941
7 -	2:14.168	47.490	53.10	13:57:44.109
8 -	2:29.042	1:02.364	47.80	14:00:13.151
9 -	1:44.582	17.904	68.12	14:01:57.733

P13 4 Paul BATEMAN (M)				
LAP	LAP TIME	DIFF	MPH	TIME OF DAY
1 -	1:38.057	10.734	72.65	13:47:58.882
2 -	1:27.952 (2)	0.629	81.00	13:49:26.834
3 -	1:27.323 (1)		81.58	13:50:54.157
4 -	1:28.448 (3)	1.125	80.55	13:52:22.605
5 -	1:29.573	2.250	79.54	13:53:52.178
6 -	1:44.827	17.504	67.96	13:55:37.005
7 -	2:11.341	44.018	54.24	13:57:48.346
8 -	2:28.092	1:00.769	48.10	14:00:16.438
9 -	1:43.599	16.276	68.77	14:02:00.037

P14 55 Matt POLLARD				
LAP	LAP TIME	DIFF	MPH	TIME OF DAY
1 -	1:33.794	7.007	75.95	13:47:54.619
2 -	1:26.787 (1)		82.09	13:49:21.406
3 -	1:31.108	4.321	78.19	13:50:52.514
4 -	1:27.519 (3)	0.732	81.40	13:52:20.033
5 -	1:27.285 (2)	0.498	81.62	13:53:47.318

DIFF = Difference To Personal Best Lap

6 -	1:43.630	16.843	68.75	13:55:30.948
7 -	2:14.131	47.344	53.11	13:57:45.079
8 -	2:28.786	1:01.999	47.88	14:00:13.865
9 -	1:46.679	19.892	66.78	14:02:00.544

P15 19 Richard AMOS				
LAP	LAP TIME	DIFF	MPH	TIME OF DAY
1 -	1:35.536	7.879	74.57	13:47:56.361
2 -	1:27.657 (1)		81.27	13:49:24.018
3 -	1:28.003 (2)	0.346	80.95	13:50:52.021
4 -	1:30.069	2.412	79.10	13:52:22.090
5 -	1:29.793 (3)	2.136	79.34	13:53:51.883
6 -	1:46.832	19.175	66.69	13:55:38.715
7 -	2:10.990	43.333	54.39	13:57:49.705
8 -	2:27.231	59.574	48.39	14:00:16.936
9 -	1:46.855	19.198	66.67	14:02:03.791

P16 22 Owen MILLS				
LAP	LAP TIME	DIFF	MPH	TIME OF DAY
1 -	1:41.856	13.348	69.94	13:48:02.681
2 -	1:28.508 (1)		80.49	13:49:31.189
3 -	1:29.656 (3)	1.148	79.46	13:51:00.845
4 -	1:29.530 (2)	1.022	79.57	13:52:30.375
5 -	1:30.985	2.477	78.30	13:54:01.360
6 -	1:49.440	20.932	65.10	13:55:50.800
7 -	2:00.042	31.534	59.35	13:57:50.842
8 -	2:26.902	58.394	48.49	14:00:17.744
9 -	1:48.340	19.832	65.76	14:02:06.084

P17 5 Nick LE DOYEN (M)				
LAP	LAP TIME	DIFF	MPH	TIME OF DAY
1 -	1:39.918	11.254	71.30	13:48:00.743
2 -	1:28.773 (2)	0.109	80.25	13:49:29.516
3 -	1:31.432	2.768	77.92	13:51:00.948
4 -	1:28.664 (1)		80.35	13:52:29.612
5 -	1:31.405 (3)	2.741	77.94	13:54:01.017
6 -	1:50.696	22.032	64.36	13:55:51.713
7 -	2:00.046	31.382	59.34	13:57:51.759
8 -	2:27.544	58.880	48.28	14:00:19.303
9 -	1:48.484	19.820	65.67	14:02:07.787

P18 31 Bryn GRIFFITHS (M)				
LAP	LAP TIME	DIFF	MPH	TIME OF DAY
1 -	1:38.060	9.544	72.65	13:47:58.885
2 -	1:29.597 (2)	1.081	79.51	13:49:28.482
3 -	1:31.856 (3)	3.340	77.56	13:51:00.338
4 -	1:28.516 (1)		80.48	13:52:28.854
5 -	1:33.761	5.245	75.98	13:54:02.615
6 -	1:54.279	25.763	62.34	13:55:56.894
7 -	1:57.148	28.632	60.81	13:57:54.042
8 -	2:26.377	57.861	48.67	14:00:20.419
9 -	1:48.440	19.924	65.70	14:02:08.859

Weather / Track : Rain / Damp

Donington Park National
Circuit Length = 1.9790 miles
Start: 13:46 Flag 14:01 End: 14:03

BRSCC Mazda MX-5 Championship

RACE 4 - LAP ANALYSIS



DIFF = Difference To Personal Best Lap

P19 43 Joseph WILLMOTT				
LAP	LAP TIME	DIFF	MPH	TIME OF DAY
1 -	1:40.947	12.416	70.57	13:48:01.772
2 -	1:31.404 (3)	2.873	77.94	13:49:33.176
3 -	1:28.531 (1)		80.47	13:51:01.707
4 -	1:31.365 (2)	2.834	77.97	13:52:33.072
5 -	1:34.049	5.518	75.75	13:54:07.121
6 -	1:52.733	24.202	63.19	13:55:59.854
7 -	1:55.746	27.215	61.55	13:57:55.600
8 -	2:26.839	58.308	48.52	14:00:22.439
9 -	1:46.759	18.228	66.73	14:02:09.198

P20 143 Jack WILLMOTT				
LAP	LAP TIME	DIFF	MPH	TIME OF DAY
1 -	1:42.176	13.580	69.72	13:48:03.001
2 -	1:29.763 (2)	1.167	79.37	13:49:32.764
3 -	1:28.596 (1)		80.41	13:51:01.360
4 -	1:31.330 (3)	2.734	78.00	13:52:32.690
5 -	1:31.809	3.213	77.60	13:54:04.499
6 -	1:54.517	25.921	62.21	13:55:59.016
7 -	1:56.180	27.584	61.32	13:57:55.196
8 -	2:26.053	57.457	48.78	14:00:21.249
9 -	1:47.949	19.353	66.00	14:02:09.198

P21 45 Graham RUMSEY (M)				
LAP	LAP TIME	DIFF	MPH	TIME OF DAY
1 -	1:39.235	10.451	71.79	13:48:00.060
2 -	1:28.784 (1)		80.24	13:49:28.844
3 -	1:30.018 (3)	1.234	79.14	13:50:58.862
4 -	1:28.854 (2)	0.070	80.18	13:52:27.716
5 -	1:34.666	5.882	75.26	13:54:02.382
6 -	1:51.178	22.394	64.08	13:55:53.560
7 -	1:58.786	30.002	59.97	13:57:52.346
8 -	2:27.385	58.601	48.34	14:00:19.731
9 -	1:50.317	21.533	64.58	14:02:10.048

P22 222 Michael GREEN				
LAP	LAP TIME	DIFF	MPH	TIME OF DAY
1 -	1:48.730	19.481	65.52	13:48:09.555
2 -	1:31.181 (3)	1.932	78.13	13:49:40.736
3 -	1:29.249 (1)		79.82	13:51:09.985
4 -	1:29.520 (2)	0.271	79.58	13:52:39.505
5 -	1:33.373	4.124	76.30	13:54:12.878
6 -	1:49.570	20.321	65.02	13:56:02.448
7 -	1:59.692	30.443	59.52	13:58:02.140
8 -	2:21.989	52.740	50.17	14:00:24.129
9 -	1:46.424	17.175	66.94	14:02:10.553

P23 37 Tim DORE (M)				
LAP	LAP TIME	DIFF	MPH	TIME OF DAY
1 -	1:35.930	8.971	74.26	13:47:56.755
2 -	1:27.501 (3)	0.542	81.42	13:49:24.256
3 -	1:27.555	0.596	81.37	13:50:51.811
4 -	1:26.959 (1)		81.93	13:52:18.770
5 -	1:27.368 (2)	0.409	81.54	13:53:46.138

DIFF = Difference To Personal Best Lap

6 -	1:46.441	19.482	66.93	13:55:32.579
7 -	2:14.295	47.336	53.05	13:57:46.874
8 -	2:28.333	1:01.374	48.03	14:00:15.207
9 -	1:58.563	31.604	60.09	14:02:13.770

P24 20 Christopher GINN (M)				
LAP	LAP TIME	DIFF	MPH	TIME OF DAY
1 -	1:40.119	10.596	71.16	13:48:00.944
2 -	1:29.655 (2)	0.132	79.46	13:49:30.599
3 -	1:29.988 (3)	0.465	79.17	13:51:00.587
4 -	1:29.523 (1)		79.58	13:52:30.110
5 -	1:39.021	9.498	71.95	13:54:09.131
6 -	1:52.476	22.953	63.34	13:56:01.607
7 -	1:59.494	29.971	59.62	13:58:01.101
8 -	2:22.721	53.198	49.92	14:00:23.822
9 -	1:53.716	24.193	62.65	14:02:17.538

P25 2 Jake STYLES				
LAP	LAP TIME	DIFF	MPH	TIME OF DAY
1 -	1:41.568	11.299	70.14	13:48:02.393
2 -	1:32.820 (3)	2.551	76.75	13:49:35.213
3 -	1:32.641 (2)	2.372	76.90	13:51:07.854
4 -	1:30.269 (1)		78.92	13:52:38.123
5 -	1:36.181	5.912	74.07	13:54:14.304
6 -	2:00.137	29.868	59.30	13:56:14.441
7 -	1:59.096	28.827	59.82	13:58:13.537
8 -	2:12.073	41.804	53.94	14:00:25.610
9 -	1:52.155	21.886	63.52	14:02:17.765

P26 264 William BREAME				
LAP	LAP TIME	DIFF	MPH	TIME OF DAY
1 -	1:41.213	10.515	70.39	13:48:02.038
2 -	1:32.230 (2)	1.532	77.24	13:49:34.268
3 -	1:32.832 (3)	2.134	76.74	13:51:07.100
4 -	1:30.698 (1)		78.55	13:52:37.798
5 -	1:35.540	4.842	74.57	13:54:13.338
6 -	2:00.687	29.989	59.03	13:56:14.025
7 -	1:59.043	28.345	59.84	13:58:13.068
8 -	2:12.221	41.523	53.88	14:00:25.289
9 -	1:53.518	22.820	62.76	14:02:18.807

P27 90 Bruce ROBINSON (M)				
LAP	LAP TIME	DIFF	MPH	TIME OF DAY
1 -	1:44.656	13.287	68.07	13:48:05.481
2 -	1:32.802 (3)	1.433	76.77	13:49:38.283
3 -	1:31.713 (2)	0.344	77.68	13:51:09.996
4 -	1:31.369 (1)		77.97	13:52:41.365
5 -	1:33.989	2.620	75.80	13:54:15.354
6 -	2:02.348	30.979	58.23	13:56:17.702
7 -	2:00.741	29.372	59.00	13:58:18.443
8 -	2:09.768	38.399	54.90	14:00:28.211
9 -	1:50.895	19.526	64.24	14:02:19.106

Weather / Track : Rain / Damp

Donington Park National
Circuit Length = 1.9790 miles
Start: 13:46 Flag 14:01 End: 14:03

BRSCC Mazda MX-5 Championship

RACE 4 - LAP ANALYSIS



DIFF = Difference To Personal Best Lap

P28 70 Michael PEARCE				
LAP	LAP TIME	DIFF	MPH	TIME OF DAY
1 -	1:42.908	12.508	69.23	13:48:03.733
2 -	1:32.066 (2)	1.666	77.38	13:49:35.799
3 -	1:32.278 (3)	1.878	77.20	13:51:08.077
4 -	1:30.400 (1)		78.81	13:52:38.477
5 -	1:36.538	6.138	73.80	13:54:15.015
6 -	2:03.373	32.973	57.74	13:56:18.388
7 -	2:01.182	30.782	58.79	13:58:19.570
8 -	2:09.575	39.175	54.98	14:00:29.145
9 -	1:54.189	23.789	62.39	14:02:23.334

P29 68 Ashley HEATH (M)				
LAP	LAP TIME	DIFF	MPH	TIME OF DAY
1 -	1:41.621	10.726	70.10	13:48:02.446
2 -	1:31.459 (2)	0.564	77.89	13:49:33.905
3 -	1:42.395	11.500	69.57	13:51:16.300
4 -	1:30.895 (1)		78.38	13:52:47.195
5 -	1:39.574 (3)	8.679	71.55	13:54:26.769
6 -	1:55.955	25.060	61.44	13:56:22.724
7 -	2:02.991	32.096	57.92	13:58:25.715
8 -	2:05.256	34.361	56.88	14:00:30.971
9 -	1:52.747	21.852	63.19	14:02:23.718

P30 73 Beau PARRY				
LAP	LAP TIME	DIFF	MPH	TIME OF DAY
1 -	1:47.092	15.358	66.52	13:48:07.917
2 -	1:32.447 (2)	0.713	77.06	13:49:40.364
3 -	1:32.596 (3)	0.862	76.94	13:51:12.960
4 -	1:31.734 (1)		77.66	13:52:44.694
5 -	1:41.630	9.896	70.10	13:54:26.324
6 -	1:54.747	23.013	62.09	13:56:21.071
7 -	2:03.814	32.080	57.54	13:58:24.885
8 -	2:05.225	33.491	56.89	14:00:30.110
9 -	1:55.478	23.744	61.69	14:02:25.588

P31 78 Richard BARTLETT (M)				
LAP	LAP TIME	DIFF	MPH	TIME OF DAY
1 -	1:43.173	12.695	69.05	13:48:03.998
2 -	1:30.478 (1)		78.74	13:49:34.476
3 -	1:45.216	14.738	67.71	13:51:19.692
4 -	1:32.334 (2)	1.856	77.16	13:52:52.026
5 -	1:40.002 (3)	9.524	71.24	13:54:32.028
6 -	1:54.762	24.284	62.08	13:56:26.790
7 -	2:00.058	29.580	59.34	13:58:26.848
8 -	2:05.615	35.137	56.71	14:00:32.463
9 -	1:53.342	22.864	62.85	14:02:25.805

P32 28 Chris WATTS				
LAP	LAP TIME	DIFF	MPH	TIME OF DAY
1 -	1:48.552	15.382	65.63	13:48:09.377
2 -	1:33.381 (2)	0.211	76.29	13:49:42.758
3 -	1:34.743 (3)	1.573	75.19	13:51:17.501
4 -	1:33.170 (1)		76.46	13:52:50.671
5 -	1:41.045	7.875	70.50	13:54:31.716

DIFF = Difference To Personal Best Lap

6 -	1:59.062	25.892	59.83	13:56:30.778
7 -	2:00.498	27.328	59.12	13:58:31.276
8 -	2:02.207	29.037	58.29	14:00:33.483
9 -	1:52.402	19.232	63.38	14:02:25.885

P33 25 Stephen NEW				
LAP	LAP TIME	DIFF	MPH	TIME OF DAY
1 -	1:44.246	13.138	68.34	13:48:05.071
2 -	1:32.954 (3)	1.846	76.64	13:49:38.025
3 -	1:31.370 (2)	0.262	77.97	13:51:09.395
4 -	1:31.108 (1)		78.19	13:52:40.503
5 -	1:34.226	3.118	75.61	13:54:14.729
6 -	2:00.868	29.760	58.94	13:56:15.597
7 -	1:58.924	27.816	59.90	13:58:14.521
8 -	2:12.901	41.793	53.60	14:00:27.422
9 -	2:05.575	34.467	56.73	14:02:32.997

P34 38 Andrew DEAN				
LAP	LAP TIME	DIFF	MPH	TIME OF DAY
1 -	1:46.350	14.531	66.99	13:48:07.175
2 -	1:33.562 (3)	1.743	76.14	13:49:40.737
3 -	1:33.101 (2)	1.282	76.52	13:51:13.838
4 -	1:31.819 (1)		77.59	13:52:45.657
5 -	1:40.283	8.464	71.04	13:54:25.940
6 -	2:14.616	42.797	52.92	13:56:40.556
7 -	2:03.748	31.929	57.57	13:58:44.304
8 -	1:56.538	24.719	61.13	14:00:40.842
9 -	1:52.433	20.614	63.36	14:02:33.275

P35 75 Robert BOND				
LAP	LAP TIME	DIFF	MPH	TIME OF DAY
1 -	1:47.837	14.403	66.06	13:48:08.662
2 -	1:33.854 (2)	0.420	75.91	13:49:42.516
3 -	1:35.383 (3)	1.949	74.69	13:51:17.899
4 -	1:33.434 (1)		76.25	13:52:51.333
5 -	1:58.842	25.408	59.95	13:54:50.175
6 -	1:57.237	23.803	60.77	13:56:47.412
7 -	1:59.798	26.364	59.47	13:58:47.210
8 -	1:59.059	25.625	59.84	14:00:46.269
9 -	1:55.610	22.176	61.62	14:02:41.879

P36 85 Anthony PETTIGREW				
LAP	LAP TIME	DIFF	MPH	TIME OF DAY
1 -	1:48.844	15.323	65.45	13:48:09.669
2 -	1:34.309 (2)	0.788	75.54	13:49:43.978
3 -	1:33.521 (1)		76.18	13:51:17.499
4 -	1:40.808 (3)	7.287	70.67	13:52:58.307
5 -	1:57.856	24.335	60.45	13:54:56.163
6 -	2:17.674 P	44.153	51.75	13:57:13.837
7 -	4:19.504	2:45.983	27.45	14:01:33.341
8 -	2:01.123	27.602	58.82	14:03:34.464

P37 3 Richard WOOTTEN				
LAP	LAP TIME	DIFF	MPH	TIME OF DAY
1 -	1:36.654	9.523	73.71	13:47:57.479

Weather / Track : Rain / Damp

Results can be found at www.tsl-timing.com

Page 4 of 5

Donington Park National
Circuit Length = 1.9790 miles
Start: 13:46 Flag 14:01 End: 14:03

Printed - 14:08 Saturday, 22 August 2020

BRSCC Mazda MX-5 Championship

RACE 4 - LAP ANALYSIS

DIFF = Difference To Personal Best Lap

2 -	1:27.131 (1)		81.76	13:49:24.610
3 -	1:27.670 (3)	0.539	81.26	13:50:52.280
4 -	1:29.103	1.972	79.95	13:52:21.383
5 -	1:27.584 (2)	0.453	81.34	13:53:48.967

P38	15 Brandon ABRAHAM			
LAP	LAP TIME	DIFF	MPH	TIME OF DAY

1 -	1:40.330	12.068	71.01	13:48:01.155
2 -	1:28.591 (2)	0.329	80.42	13:49:29.746
3 -	1:30.333 (3)	2.071	78.87	13:51:00.079
4 -	1:28.262 (1)		80.72	13:52:28.341
5 -	1:32.301	4.039	77.18	13:54:00.642

P39	67 Clive CHISNALL (M)			
LAP	LAP TIME	DIFF	MPH	TIME OF DAY

1 -	1:39.530	11.384	71.58	13:48:00.355
2 -	1:28.789 (2)	0.643	80.24	13:49:29.144
3 -	1:30.688 (3)	2.542	78.56	13:50:59.832
4 -	1:28.146 (1)		80.82	13:52:27.978
5 -	1:32.830	4.684	76.74	13:54:00.808

P40	27 Luke PULLEN			
LAP	LAP TIME	DIFF	MPH	TIME OF DAY

1 -	1:34.870 (2)	7.461	75.09	13:47:55.695
2 -	1:27.409 (1)		81.50	13:49:23.104

Weather / Track : Rain / Damp

Results can be found at www.tsl-timing.com

Page 5 of 5

Donington Park National
 Circuit Length = 1.9790 miles
 Start: 13:46 Flag 14:01 End: 14:03

Printed - 14:08 Saturday, 22 August 2020

BRSCC Mazda MX-5 Championship

RACE 4 - STATISTICS

Competitors Started 40
Planned Start 2020-08-22 @ 13:35:00.000
Actual Start 2020-08-22 @ 13:46:20.824
Finish Time 2020-08-22 @ 14:01:46.053
Track Length 1.9790mi.
Total Laps 340
Total Distance Covered 672.8828mi.

Session Fastest Lap History

NO	NAME	LAP TIME	TIME OF DAY	LAP	VEHICLE
41	Joe WIGGIN	1:30.322	13:47:51.152	1	Mazda MX-5 Mk1
41	Joe WIGGIN	1:26.729	13:49:17.880	2	Mazda MX-5 Mk1
63	Oliver ALLWOOD	1:25.958	13:49:18.474	2	Mazda MX-5 Mk1
72	Matt LUFF	1:25.868	13:49:18.605	2	Mazda MX-5 Mk1
18	Will BLACKWELL-CHAMBERS	1:25.755	13:49:19.308	2	Mazda MX-5 Mk1
158	Mike COMBER	1:25.753	13:49:19.517	2	Mazda MX-5 Mk1
72	Matt LUFF	1:25.446	13:50:44.146	3	Mazda MX-5 Mk1

Session Leader History

NO	NAME	FROM LAP	LAPS LED	DISTANCE	VEHICLE
41	Joe WIGGIN	1	5	9.85 miles	Mazda MX-5 Mk1
18	Will BLACKWELL-CHAMBERS	6	4	7.91 miles	Mazda MX-5 Mk1

Flag History

TYPE	TIME OF DAY
GREEN	13:46:20.824
SAFETY	13:54:49.036
GREEN	14:00:04.630
FINISH	14:01:46.053

Flag Statistics

TYPE	COUNT	TOTAL LAPS	TOTAL TIME
Green	2	7	12:12.297
Red	0	0	0.000
Safety Car	1	2	5:15.593
FCY	0	0	0.000


Weather / Track : Rain / Damp

Results can be found at www.tsl-timing.com

Donington Park National
Circuit Length = 1.9790 miles
Start: 13:46 Flag 14:01 End: 14:03

Printed - 14:09 Saturday, 22 August 2020

BRSCC Mazda MX-5 Championship
RACE 14 - GRID (15 minutes)
WASPP

ROW 20	39	67 Clive CHISNALL (M)	40	27 Luke PULLEN
ROW 19	37	3 Richard WOOTTEN	38	15 Brandon ABRAHAM
ROW 18	35	75 Robert BOND	36	85 Anthony PETTIGREW
ROW 17	33	25 Stephen NEW	34	38 Andrew DEAN
ROW 16	31	78 Richard BARTLETT (M)	32	28 Chris WATTS
ROW 15	29	68 Ashley HEATH (M)	30	73 Beau PARRY
ROW 14	27	90 Bruce ROBINSON (M)	28	70 Michael PEARCE
ROW 13	25	2 Jake STYLES	26	264 William BREAME
ROW 12	23	37 Tim DORE (M)	24	20 Christopher GINN (M)
ROW 11	21	45 Graham RUMSEY (M)	22	222 Michael GREEN
ROW 10	19	43 Joseph WILLMOTT	20	143 Jack WILLMOTT
ROW 9	17	5 Nick LE DOYEN (M)	18	31 Bryn GRIFFITHS (M)
ROW 8	15	19 Richard AMOS	16	22 Owen MILLS
ROW 7	13	4 Paul BATEMAN (M)	14	55 Matt POLLARD
ROW 6	11	29 Adam CRAIG	12	93 Jack BREWER
ROW 5	9	81 Sebastian FISHER	10	195 Ben OHARE
ROW 4	7	263 Fraser FENWICK	8	24 Oliver GRAHAM
ROW 3	5	72 Matt LUFF	6	82 Michael KNIBBS
ROW 2	3	63 Oliver ALLWOOD	4	41 Joe WIGGIN
ROW 1	1	18 Will BLACKWELL-CHAMBERS	2	158 Mike COMBER
Pole				
				

* Cars 6, 17, 50 are reserves in that order

Donington Park National
 Circuit Length = 1.9790 miles

These results are provisional until the conclusion of any judicial and technical matters.

Clerk Of Course :	Steward :	Timekeeper :

Results can be found at www.tsl-timing.com

Printed - 14:14 Saturday, 22 August 2020

BRSCC Mazda MX-5 Championship

RACE 14 - CLASSIFICATION - AMENDED



POS	NO	NAME	ENTRY	LAPS	TIME	GAP	DIFF	MPH	BEST	ON
1	41	Joe WIGGIN	Mazda MX-5 Mk1 -	10	15:53.328			74.59	1:26.038	10
2	63	Oliver ALLWOOD	Mazda MX-5 Mk1 - AB Motorsport	10	15:53.696	0.368	0.368	74.56	1:26.015	10
3	158	Mike COMBER	Mazda MX-5 Mk1 -	10	15:53.918	0.590	0.222	74.54	1:26.001	10
4	263	Fraser FENWICK	Mazda MX-5 Mk1 - AB Motorsport/Fleetline Despatc	10	15:54.799	1.471	0.881	74.47	1:25.845	2
5	18	Will BLACKWELL-CHAMBERS	Mazda MX-5 Mk1 -	10	15:55.108	1.780	0.309	74.45	1:25.547	10
6	24	Oliver GRAHAM	Mazda MX-5 Mk1 -	10	15:55.309	1.981	0.201	74.43	1:25.508	10
7	93	Jack BREWER	Mazda MX-5 Mk1 -	10	15:55.923	2.595	0.614	74.38	1:25.871	10
8	81	Sebastian FISHER	Mazda MX-5 Mk1 -	10	15:56.689	3.361	0.766	74.32	1:26.331	10
9	29	Adam CRAIG	Mazda MX-5 Mk1 -	10	15:57.964	4.636	1.275	74.23	1:25.919	5
10	195	Ben OHARE	Mazda MX-5 Mk1 - Close Racing	10	16:00.002	6.674	2.038	74.07	1:26.284	5
11	55	Matt POLLARD	Mazda MX-5 Mk1 - AB Motorsport	10	16:00.737	7.409	0.735	74.01	1:25.630	5
12	19	Richard AMOS	Mazda MX-5 Mk1 - BC CARS	10	16:01.788	8.460	1.051	73.93	1:26.917	6
13	22	Owen MILLS	Mazda MX-5 Mk1 - OMR / DriveQuest	10	16:02.266	8.938	0.478	73.89	1:26.607	5
14	72	Matt LUFF	Mazda MX-5 Mk1 - AB Motorsport	10	16:02.982	9.654	0.716	73.84	1:26.129	10
15	37	Tim DORE (M)	Mazda MX-5 Mk1 - AB Motorsport	10	16:05.401	12.073	2.419	73.65	1:27.000	10
16	4*	Paul BATEMAN (M)	Mazda MX-5 Mk1 -	10	16:10.481	17.153	5.080	73.27	1:25.838	5
17	27	Luke PULLEN	Mazda MX-5 Mk1 - AB Motorsport	10	16:11.409	18.081	0.928	73.20	1:26.828	5
18	222	Michael GREEN	Mazda MX-5 Mk1 - PDE Consulting Ltd	10	16:13.510	20.182	2.101	73.04	1:28.044	9
19	31	Bryn GRIFFITHS (M)	Mazda MX-5 Mk1 -	10	16:14.303	20.975	0.793	72.98	1:28.213	2
20	3	Richard WOOTTEN	Mazda MX-5 Mk1 -	10	16:16.335	23.007	2.032	72.83	1:26.969	7
21	143	Jack WILLMOTT	Mazda MX-5 Mk1 - AB Motorsport	10	16:16.805	23.477	0.470	72.79	1:28.528	9
22	43	Joseph WILLMOTT	Mazda MX-5 Mk1 - AB Motorsport	10	16:18.763	25.435	1.958	72.65	1:28.573	7
23	67	Clive CHISNALL (M)	Mazda MX-5 Mk1 -	10	16:20.209	26.881	1.446	72.54	1:27.846	9
24	78	Richard BARTLETT (M)	Mazda MX-5 Mk1 -	10	16:21.940	28.612	1.731	72.41	1:28.532	5
25	264	William BREAME	Mazda MX-5 Mk1 -	10	16:25.950	32.622	4.010	72.12	1:28.544	6
26	68	Ashley HEATH (M)	Mazda MX-5 Mk1 -	10	16:28.780	35.452	2.830	71.91	1:29.005	7
27	70	Michael PEARCE	Mazda MX-5 Mk1 -	10	16:30.700	37.372	1.920	71.77	1:29.874	8
28	90	Bruce ROBINSON (M)	Mazda MX-5 Mk1 -	10	16:32.839	39.511	2.139	71.62	1:30.159	6
29	2	Jake STYLES	Mazda MX-5 Mk1 -	10	16:44.364	51.036	11.525	70.80	1:31.847	5
30	73	Beau PARRY	Mazda MX-5 Mk1 - AB Motorsport/LolaSleep.co.uk	10	16:45.588	52.260	1.224	70.71	1:31.427	9
31	85	Anthony PETTIGREW	Mazda MX-5 Mk1 -	10	16:51.037	57.709	5.449	70.33	1:31.639	6
32	28	Chris WATTS	Mazda Mx-5 Mk1 -	10	16:52.272	58.944	1.235	70.24	1:30.910	9
33	25	Stephen NEW	Mazda MX-5 Mk1 -	10	16:57.810	1:04.482	5.538	69.86	1:31.465	5
34	38	Andrew DEAN	Mazda MX-5 Mk1 -	10	17:00.544	1:07.216	2.734	69.67	1:32.130	9
35	75	Robert BOND	Mazda MX-5 Mk1 -	10	17:05.538	1:12.210	4.994	69.33	1:34.094	8
36	82	Michael KNIBBS	Mazda MX-5 Mk1 -	9	16:45.558	1 Lap	1 Lap	63.63	1:26.160	2

NOT CLASSIFIED

DNF	5	Nick LE DOYEN (M)	Mazda MX-5 Mk1 -	9	14:47.163	1 Lap		72.12	1:28.570	8
DNF	45	Graham RUMSEY (M)	Mazda MX-5 Mk1 -	9	14:49.371	1 Lap	2.208	71.94	1:28.337	6
DNF	15	Brandon ABRAHAM	Mazda MX-5 Mk1 -	1	1:47.884	9 Laps	8 Laps	64.77	1:47.884	1
DQ	20*	Christopher GINN (M)	Mazda MX-5 Mk1 -	0						

FASTEST LAP

24	Oliver GRAHAM	Mazda MX-5 Mk1 -	10	1:25.508	83.32 mph	134.09 kph
----	---------------	------------------	----	----------	-----------	------------

*Car 4 - 10 second time penalty for false start

*Car 20 - Disqualified from the race result and 4 penalty points for Q14.4.4

Donington Park National
 Circuit Length = 1.9790 miles
 Start: 13:05 Flag 13:21 End: 13:23

Weather / Track : Cloudy / Dry

These results are provisional until the conclusion of any judicial and technical matters.

Clerk Of Course :	Steward :	Timekeeper :

BRSCC Mazda MX-5 Championship

RACE 14 - LAP CHART

LAP 1 @ 13:07:06.686			LAP 2 @ 13:08:32.907			LAP 3 @ 13:10:07.434			LAP 4 @ 13:12:46.394			LAP 5 @ 13:14:15.176		
NO	BEHIND	LAP TIME	NO	BEHIND	LAP TIME	NO	BEHIND	LAP TIME	NO	BEHIND	LAP TIME	NO	BEHIND	LAP TIME
18		1:30.025	18		1:26.221	18		1:34.527	18		2:38.960	18		1:28.782
158	0.396	1:30.421	158	0.360	1:26.185	158	0.641	1:34.808	158	0.324	2:38.643	41	0.260	1:28.442
41	0.628	1:30.653	41	0.623	1:26.216	41	1.141	1:35.045	41	0.600	2:38.419	63	0.513	1:28.422
63	2.572	1:32.597	63	2.453	1:26.102	63	1.653	1:33.727	63	0.873	2:38.180	24	1.038	1:27.154
82	3.231	1:33.256	82	3.170	1:26.160	263	2.095	1:33.200	263	1.454	2:38.319	158	1.171	1:29.629
72	3.594	1:33.619	263	3.422	1:25.845	24	2.500	1:33.116	24	2.666	2:39.126	72	1.264	1:26.561
24	3.794	1:33.819	72	3.651	1:26.278	81	3.085	1:32.515	81	3.213	2:39.088	263	1.361	1:28.689
263	3.798	1:33.823	24	3.911	1:26.338	72	3.846	1:34.722	72	3.485	2:38.599	93	1.515	1:26.326
81	4.034	1:34.059	81	5.097	1:27.284	93	5.306	1:34.413	93	3.971	2:37.625	81	1.611	1:27.180
195	4.138	1:34.163	93	5.420	1:27.433	195	6.141	1:34.971	195	4.453	2:37.272	29	1.880	1:25.919
93	4.208	1:34.233	195	5.697	1:27.780	29	6.868	1:35.456	29	4.743	2:36.835	195	1.955	1:26.284
29	4.593	1:34.618	29	5.939	1:27.567	55	7.485	1:35.783	55	5.353	2:36.828	55	2.201	1:25.630
4	4.820	1:34.845	4	6.219	1:27.620	4	7.864	1:36.172	4	6.859	2:37.955	4	3.915	1:25.838
55	4.899	1:34.924	55	6.229	1:27.551	22	8.508	1:36.296	22	7.489	2:37.941	22	5.314	1:26.607
22	5.097	1:35.122	22	6.739	1:27.863	19	9.947	1:37.535	19	7.594	2:36.607	19	6.233	1:27.421
19	5.390	1:35.415	19	6.939	1:27.770	31	10.164	1:36.784	31	8.593	2:37.389	31	8.588	1:28.777
31	5.915	1:35.940	31	7.907	1:28.213	222	11.386	1:34.037	222	10.024	2:37.598	37	9.643	1:28.309
43	8.775	1:38.800	222	11.876	1:29.107	37	12.783	1:33.420	37	10.116	2:36.293	5	11.947	1:29.372
222	8.990	1:39.015	20	13.047	1:29.779	5	13.606	1:33.936	5	11.357	2:36.711	43	12.719	1:29.849
45	9.262	1:39.287	43	13.511	1:30.957	43	14.079	1:35.095	43	11.652	2:36.533	222	13.200	1:31.958
37	9.389	1:39.414	37	13.890	1:30.722	45	14.568	1:34.986	45	12.400	2:36.792	143	13.451	1:29.142
20	9.489	1:39.514	45	14.109	1:31.068	143	15.790	1:35.776	143	13.091	2:36.261	27	13.609	1:26.828
70	10.096	1:40.121	5	14.197	1:29.724	3	16.559	1:36.031	3	15.201	2:37.602	45	13.705	1:30.087
5	10.694	1:40.719	143	14.541	1:29.850	27	17.181	1:35.835	27	15.563	2:37.342	20	15.847	1:29.064
143	10.912	1:40.937	3	15.055	1:29.498	20	17.958	1:39.438	20	15.565	2:36.567	3	16.055	1:29.636
78	11.208	1:41.233	70	15.583	1:31.708	70	18.540	1:37.484	70	16.649	2:37.069	78	17.765	1:28.532
3	11.778	1:41.803	27	15.873	1:29.316	78	19.187	1:37.545	78	18.015	2:37.788	264	18.934	1:29.337
264	12.111	1:42.136	78	16.169	1:31.182	264	19.806	1:37.928	264	18.379	2:37.533	70	19.406	1:31.539
2	12.598	1:42.623	264	16.405	1:30.515	68	20.557	1:37.771	90	19.652	2:37.366	67	20.381	1:28.985
27	12.778	1:42.803	68	17.313	1:30.652	90	21.246	1:38.081	68	19.931	2:38.334	68	21.356	1:30.207
68	12.882	1:42.907	90	17.692	1:30.583	67	22.077	1:37.171	67	20.178	2:37.061	90	21.872	1:31.002
90	13.330	1:43.355	67	19.433	1:31.174	2	22.987	1:37.329	2	20.952	2:36.925	2	24.017	1:31.847
28	13.544	1:43.569	2	20.185	1:33.808	25	24.052	1:37.786	25	21.537	2:36.445	25	24.220	1:31.465
25	14.071	1:44.096	25	20.793	1:32.943	28	25.146	1:38.627	28	22.812	2:36.626	73	26.819	1:32.526
67	14.480	1:44.505	28	21.046	1:33.723	73	26.769	1:39.340	73	23.075	2:35.266	38	28.448	1:33.917
73	15.409	1:45.434	73	21.956	1:32.768	38	27.748	1:38.678	38	23.313	2:34.525	85	28.454	1:31.914
38	16.284	1:46.309	38	23.597	1:33.534	75	29.045	1:37.833	75	24.971	2:34.886	28	28.846	1:34.816
75	17.045	1:47.070	85	25.712	1:34.059	85	29.824	1:38.639	85	25.322	2:34.458	75	31.129	1:34.940
15	17.859	1:47.884	75	25.739	1:34.915				82	1 Lap	5:00.388	82	1 Lap	1:28.174
85	17.874	1:47.899												

Weather / Track : Cloudy / Dry

Donington Park National
 Circuit Length = 1.9790 miles
 Start: 13:05 Flag 13:21 End: 13:23

BRSCC Mazda MX-5 Championship

RACE 14 - LAP CHART

LAP 6 @ 13:15:42.428			LAP 7 @ 13:17:10.420			LAP 8 @ 13:18:37.369			LAP 9 @ 13:20:03.951			LAP 10 @ 13:21:29.989		
NO	BEHIND	LAP TIME	NO	BEHIND	LAP TIME	NO	BEHIND	LAP TIME	NO	BEHIND	LAP TIME	NO	BEHIND	LAP TIME
18		1:27.252	41		1:27.732	41		1:26.949	41		1:26.582	41		1:26.038
41	0.260	1:27.252	63	0.217	1:27.622	63	0.282	1:27.014	63	0.391	1:26.691	63	0.368	1:26.015
63	0.587	1:27.326	18	0.820	1:28.812	158	0.330	1:26.286	158	0.627	1:26.879	158	0.590	1:26.001
158	0.703	1:26.784	158	0.993	1:28.282	72	1.157	1:26.541	263	1.400	1:26.328	263	1.471	1:26.109
263	0.803	1:26.694	263	1.093	1:28.282	263	1.654	1:27.510	18	2.271	1:26.382	18	1.780	1:25.547
72	0.821	1:26.809	81	1.294	1:27.888	81	1.927	1:27.582	24	2.511	1:26.918	24	1.981	1:25.508
24	1.115	1:27.329	24	1.470	1:28.347	24	2.175	1:27.654	93	2.762	1:26.637	93	2.595	1:25.871
93	1.302	1:27.039	72	1.565	1:28.736	18	2.471	1:28.600	81	3.068	1:27.723	81	3.361	1:26.331
81	1.398	1:27.039	29	1.696	1:28.001	93	2.707	1:27.851	29	3.846	1:27.482	29	4.636	1:26.828
29	1.687	1:27.059	93	1.805	1:28.495	29	2.946	1:28.199	55	3.989	1:27.621	195	6.674	1:28.615
195	2.167	1:27.464	55	2.014	1:27.617	55	2.950	1:27.885	195	4.097	1:27.152	4	7.153	1:28.994
55	2.389	1:27.440	4	2.481	1:27.763	4	3.302	1:27.770	4	4.197	1:27.477	55	7.409	1:29.458
4	2.710	1:26.047	195	3.468	1:29.293	195	3.527	1:27.008	19	6.916	1:27.711	19	8.460	1:27.582
22	5.407	1:27.345	19	5.011	1:27.105	19	5.787	1:27.725	22	7.420	1:27.977	22	8.938	1:27.556
19	5.898	1:26.917	22	5.229	1:27.814	22	6.025	1:27.745	72	9.563	1:34.988	72	9.654	1:26.129
37	10.475	1:28.084	37	10.054	1:27.571	37	10.317	1:27.212	37	11.111	1:27.376	37	12.073	1:27.000
31	11.270	1:29.934	31	12.725	1:29.447	31	14.759	1:28.983	27	16.983	1:27.683	27	18.081	1:27.136
43	14.101	1:28.634	43	14.682	1:28.573	27	15.882	1:27.100	31	17.890	1:29.713	222	20.182	1:28.063
5	14.680	1:29.985	222	15.208	1:28.313	43	16.454	1:28.721	222	18.157	1:28.044	31	20.975	1:29.123
45	14.790	1:28.337	5	15.634	1:28.946	222	16.695	1:28.436	5	19.873	1:29.200	3	23.007	1:29.117
222	14.887	1:28.939	27	15.731	1:28.605	5	17.255	1:28.570	3	19.928	1:28.622	143	23.477	1:29.322
27	15.118	1:28.761	143	16.147	1:28.929	3	17.888	1:28.276	143	20.193	1:28.528	43	25.435	1:31.278
143	15.210	1:29.011	3	16.561	1:26.969	143	18.247	1:29.049	43	20.195	1:30.323	67	26.881	1:28.287
20	17.381	1:28.786	20	17.695	1:28.306	20	18.537	1:27.791	20	20.236	1:28.281	78	28.612	1:30.266
3	17.584	1:28.781	45	18.512	1:31.714	45	20.166	1:28.603	45	22.081	1:28.497	264	32.622	1:31.364
78	19.278	1:28.765	78	20.174	1:28.888	78	22.135	1:28.910	78	24.384	1:28.831	68	35.452	1:30.958
264	20.226	1:28.544	67	22.037	1:28.439	67	23.368	1:28.280	67	24.632	1:27.846	70	37.372	1:30.856
67	21.590	1:28.461	264	22.604	1:30.370	264	24.269	1:28.614	264	27.296	1:29.609	90	39.511	1:30.833
70	22.557	1:30.403	68	24.269	1:29.005	68	27.132	1:29.812	68	30.532	1:29.982	2	51.036	1:33.299
68	23.256	1:29.152	70	24.893	1:30.328	70	27.818	1:29.874	70	32.554	1:31.318	82	1 Lap	1:28.191
90	24.779	1:30.159	90	27.478	1:30.691	90	30.910	1:30.381	90	34.716	1:30.388	73	52.260	1:32.787
2	28.718	1:31.953	2	33.138	1:32.412	2	38.484	1:32.295	2	43.775	1:31.873	85	57.709	1:36.103
25	28.922	1:31.954	25	33.402	1:32.472	73	40.666	1:32.352	73	45.511	1:31.427	28	58.944	1:36.284
73	31.537	1:31.970	73	35.263	1:31.718	85	41.886	1:32.314	85	47.644	1:32.340	25	1:04.482	1:34.006
85	32.841	1:31.639	85	36.521	1:31.672	28	44.370	1:32.234	28	48.698	1:30.910	38	1:07.216	1:36.222
28	35.654	1:34.060	28	39.085	1:31.423	82	1 Lap	1:27.987	82	1 Lap	1:27.150	75	1:12.210	1:36.276
38	36.340	1:35.144	38	41.804	1:33.456	25	50.760	1:44.307	25	56.514	1:32.336			
75	39.172	1:35.295	75	46.683	1:35.503	38	51.484	1:36.629	38	57.032	1:32.130			
82	1 Lap	1:27.257	82	1 Lap	1:26.995	75	53.828	1:34.094	75	1:01.972	1:34.726			

Weather / Track : Cloudy / Dry

Donington Park National
Circuit Length = 1.9790 miles
Start: 13:05 Flag 13:21 End: 13:23

BRSCC Mazda MX-5 Championship

RACE 14 - LAP ANALYSIS

DIFF = Difference To Personal Best Lap

P1 41 Joe WIGGIN				
LAP	LAP TIME	DIFF	MPH	TIME OF DAY
1 -	1:30.653	4.615	78.59	13:07:07.314
2 -	1:26.216 (2)	0.178	82.63	13:08:33.530
3 -	1:35.045	9.007	74.96	13:10:08.575
4 -	2:38.419	1:12.381	44.97	13:12:46.994
5 -	1:28.442	2.404	80.55	13:14:15.436
6 -	1:27.252	1.214	81.65	13:15:42.688
7 -	1:27.732	1.694	81.20	13:17:10.420
8 -	1:26.949	0.911	81.94	13:18:37.369
9 -	1:26.582 (3)	0.544	82.28	13:20:03.951
10 -	1:26.038 (1)	82.80	13:21:29.989	

P2 63 Oliver ALLWOOD				
LAP	LAP TIME	DIFF	MPH	TIME OF DAY
1 -	1:32.597	6.582	76.94	13:07:09.258
2 -	1:26.102 (2)	0.087	82.74	13:08:35.360
3 -	1:33.727	7.712	76.01	13:10:09.087
4 -	2:38.180	1:12.165	45.04	13:12:47.267
5 -	1:28.422	2.407	80.57	13:14:15.689
6 -	1:27.326	1.311	81.58	13:15:43.015
7 -	1:27.622	1.607	81.31	13:17:10.637
8 -	1:27.014	0.999	81.87	13:18:37.651
9 -	1:26.691 (3)	0.676	82.18	13:20:04.342
10 -	1:26.015 (1)	82.83	13:21:30.357	

P3 158 Mike COMBER				
LAP	LAP TIME	DIFF	MPH	TIME OF DAY
1 -	1:30.421	4.420	78.79	13:07:07.082
2 -	1:26.185 (2)	0.184	82.66	13:08:33.267
3 -	1:34.808	8.807	75.14	13:10:08.075
4 -	2:38.643	1:12.642	44.90	13:12:46.718
5 -	1:29.629	3.628	79.49	13:14:16.347
6 -	1:26.784	0.783	82.09	13:15:43.131
7 -	1:28.282	2.281	80.70	13:17:11.413
8 -	1:26.286 (3)	0.285	82.57	13:18:37.699
9 -	1:26.879	0.878	82.00	13:20:04.578
10 -	1:26.001 (1)	82.84	13:21:30.579	

P4 263 Fraser FENWICK				
LAP	LAP TIME	DIFF	MPH	TIME OF DAY
1 -	1:33.823	7.978	75.93	13:07:10.484
2 -	1:25.845 (1)	82.99	13:08:36.329	
3 -	1:33.200	7.355	76.44	13:10:09.529
4 -	2:38.319	1:12.474	45.00	13:12:47.848
5 -	1:28.689	2.844	80.33	13:14:16.537
6 -	1:26.694	0.849	82.18	13:15:43.231
7 -	1:28.282	2.437	80.70	13:17:11.513
8 -	1:27.510	1.665	81.41	13:18:39.023
9 -	1:26.328 (3)	0.483	82.52	13:20:05.351
10 -	1:26.109 (2)	0.264	82.73	13:21:31.460

P5 18 Will BLACKWELL-CHAMBERS				
LAP	LAP TIME	DIFF	MPH	TIME OF DAY
1 -	1:30.025	4.478	79.13	13:07:06.686
2 -	1:26.221 (2)	0.674	82.63	13:08:32.907
3 -	1:34.527	8.980	75.37	13:10:07.434
4 -	2:38.960	1:13.413	44.82	13:12:46.394
5 -	1:28.782	3.235	80.24	13:14:15.176
6 -	1:27.252	1.705	81.65	13:15:42.428

DIFF = Difference To Personal Best Lap

7 -	1:28.812	3.265	80.22	13:17:11.240
8 -	1:28.600	3.053	80.41	13:18:39.840
9 -	1:26.382 (3)	0.835	82.47	13:20:06.222
10 -	1:25.547 (1)	83.28	13:21:31.769	

P6 24 Oliver GRAHAM				
LAP	LAP TIME	DIFF	MPH	TIME OF DAY
1 -	1:33.819	8.311	75.93	13:07:10.480
2 -	1:26.338 (2)	0.830	82.52	13:08:36.818
3 -	1:33.116	7.608	76.51	13:10:09.934
4 -	2:39.126	1:13.618	44.77	13:12:49.060
5 -	1:27.154	1.646	81.74	13:14:16.214
6 -	1:27.329	1.821	81.58	13:15:43.543
7 -	1:28.347	2.839	80.64	13:17:11.890
8 -	1:27.654	2.146	81.28	13:18:39.544
9 -	1:26.918 (3)	1.410	81.96	13:20:06.462
10 -	1:25.508 (1)	83.32	13:21:31.970	

P7 93 Jack BREWER				
LAP	LAP TIME	DIFF	MPH	TIME OF DAY
1 -	1:34.233	8.362	75.60	13:07:10.894
2 -	1:27.433	1.562	81.48	13:08:38.327
3 -	1:34.413	8.542	75.46	13:10:12.740
4 -	2:37.625	1:11.754	45.19	13:12:50.365
5 -	1:26.326 (2)	0.455	82.53	13:14:16.691
6 -	1:27.039	1.168	81.85	13:15:43.730
7 -	1:28.495	2.624	80.50	13:17:12.225
8 -	1:27.851	1.980	81.09	13:18:40.076
9 -	1:26.637 (3)	0.766	82.23	13:20:06.713
10 -	1:25.871 (1)	82.96	13:21:32.584	

P8 81 Sebastian FISHER				
LAP	LAP TIME	DIFF	MPH	TIME OF DAY
1 -	1:34.059	7.728	75.74	13:07:10.720
2 -	1:27.284	0.953	81.62	13:08:38.004
3 -	1:32.515	6.184	77.01	13:10:10.519
4 -	2:39.088	1:12.757	44.78	13:12:49.607
5 -	1:27.180 (3)	0.849	81.72	13:14:16.787
6 -	1:27.039 (2)	0.708	81.85	13:15:43.826
7 -	1:27.888	1.557	81.06	13:17:11.714
8 -	1:27.582	1.251	81.34	13:18:39.296
9 -	1:27.723	1.392	81.21	13:20:07.019
10 -	1:26.331 (1)	82.52	13:21:33.350	

P9 29 Adam CRAIG				
LAP	LAP TIME	DIFF	MPH	TIME OF DAY
1 -	1:34.618	8.699	75.29	13:07:11.279
2 -	1:27.567	1.648	81.36	13:08:38.846
3 -	1:35.456	9.537	74.63	13:10:14.302
4 -	2:36.835	1:10.916	45.42	13:12:51.137
5 -	1:25.919 (1)	82.92	13:14:17.056	
6 -	1:27.059 (3)	1.140	81.83	13:15:44.115
7 -	1:28.001	2.082	80.96	13:17:12.116
8 -	1:28.199	2.280	80.77	13:18:40.315
9 -	1:27.482	1.563	81.44	13:20:07.797
10 -	1:26.828 (2)	0.909	82.05	13:21:34.625

P10 195 Ben OHARE				
LAP	LAP TIME	DIFF	MPH	TIME OF DAY
1 -	1:34.163	7.879	75.66	13:07:10.824

Weather / Track : Cloudy / Dry

Donington Park National
Circuit Length = 1.9790 miles
Start: 13:05 Flag 13:21 End: 13:23

BRSCC Mazda MX-5 Championship

RACE 14 - LAP ANALYSIS

DIFF = Difference To Personal Best Lap

2 -	1:27.780	1.496	81.16	13:08:38.604
3 -	1:34.971	8.687	75.01	13:10:13.575
4 -	2:37.272	1:10.988	45.30	13:12:50.847
5 -	1:26.284 (1)		82.57	13:14:17.131
6 -	1:27.464	1.180	81.45	13:15:44.595
7 -	1:29.293	3.009	79.78	13:17:13.888
8 -	1:27.008 (2)	0.724	81.88	13:18:40.896
9 -	1:27.152 (3)	0.868	81.74	13:20:08.048
10 -	1:28.615	2.331	80.39	13:21:36.663

P11 55 Matt POLLARD

LAP	LAP TIME	DIFF	MPH	TIME OF DAY
1 -	1:34.924	9.294	75.05	13:07:11.585
2 -	1:27.551 (3)	1.921	81.37	13:08:39.136
3 -	1:35.783	10.153	74.38	13:10:14.919
4 -	2:36.828	1:11.198	45.42	13:12:51.747
5 -	1:25.630 (1)		83.20	13:14:17.377
6 -	1:27.440 (2)	1.810	81.48	13:15:44.817
7 -	1:27.617	1.987	81.31	13:17:12.434
8 -	1:27.885	2.255	81.06	13:18:40.319
9 -	1:27.621	1.991	81.31	13:20:07.940
10 -	1:29.458	3.828	79.64	13:21:37.398

P12 19 Richard AMOS

LAP	LAP TIME	DIFF	MPH	TIME OF DAY
1 -	1:35.415	8.498	74.66	13:07:12.076
2 -	1:27.770	0.853	81.17	13:08:39.846
3 -	1:37.535	10.618	73.04	13:10:17.381
4 -	2:36.607	1:09.690	45.49	13:12:53.988
5 -	1:27.421 (3)	0.504	81.49	13:14:21.409
6 -	1:26.917 (1)		81.97	13:15:48.326
7 -	1:27.105 (2)	0.188	81.79	13:17:15.431
8 -	1:27.725	0.808	81.21	13:18:43.156
9 -	1:27.711	0.794	81.22	13:20:10.867
10 -	1:27.582	0.665	81.34	13:21:38.449

P13 22 Owen MILLS

LAP	LAP TIME	DIFF	MPH	TIME OF DAY
1 -	1:35.122	8.515	74.89	13:07:11.783
2 -	1:27.863	1.256	81.08	13:08:39.646
3 -	1:36.296	9.689	73.98	13:10:15.942
4 -	2:37.941	1:11.334	45.10	13:12:53.883
5 -	1:26.607 (1)		82.26	13:14:20.490
6 -	1:27.345 (2)	0.738	81.56	13:15:47.835
7 -	1:27.814	1.207	81.13	13:17:15.649
8 -	1:27.745	1.138	81.19	13:18:43.394
9 -	1:27.977	1.370	80.98	13:20:11.371
10 -	1:27.556 (3)	0.949	81.37	13:21:38.927

P14 72 Matt LUFF

LAP	LAP TIME	DIFF	MPH	TIME OF DAY
1 -	1:33.619	7.490	76.10	13:07:10.280
2 -	1:26.278 (2)	0.149	82.57	13:08:36.558
3 -	1:34.722	8.593	75.21	13:10:11.280
4 -	2:38.599	1:12.470	44.92	13:12:49.879
5 -	1:26.561	0.432	82.30	13:14:16.440
6 -	1:26.809	0.680	82.07	13:15:43.249
7 -	1:28.736	2.607	80.29	13:17:11.985
8 -	1:26.541 (3)	0.412	82.32	13:18:38.526
9 -	1:34.988	8.859	75.00	13:20:13.514
10 -	1:26.129 (1)		82.72	13:21:39.643

DIFF = Difference To Personal Best Lap

P15 37 Tim DORE (M)				
LAP	LAP TIME	DIFF	MPH	TIME OF DAY
1 -	1:39.414	12.414	71.66	13:07:16.075
2 -	1:30.722	3.722	78.53	13:08:46.797
3 -	1:33.420	6.420	76.26	13:10:20.217
4 -	2:36.293	1:09.293	45.58	13:12:56.510
5 -	1:28.309	1.309	80.67	13:14:24.819
6 -	1:28.084	1.084	80.88	13:15:52.903
7 -	1:27.571	0.571	81.35	13:17:20.474
8 -	1:27.212 (2)	0.212	81.69	13:18:47.686
9 -	1:27.376 (3)	0.376	81.54	13:20:15.062
10 -	1:27.000 (1)		81.89	13:21:42.062

P16 4 Paul BATEMAN (M)

LAP	LAP TIME	DIFF	MPH	TIME OF DAY
1 -	1:34.845	9.007	75.11	13:07:11.506
2 -	1:27.620	1.782	81.31	13:08:39.126
3 -	1:36.172	10.334	74.08	13:10:15.298
4 -	2:37.955	1:12.117	45.10	13:12:53.253
5 -	1:25.838 (1)		83.00	13:14:19.091
6 -	1:26.047 (2)	0.209	82.79	13:15:45.138
7 -	1:27.763	1.925	81.18	13:17:12.901
8 -	1:27.770	1.932	81.17	13:18:40.671
9 -	1:27.477 (3)	1.639	81.44	13:20:08.148
10 -	1:28.994	3.156	80.05	13:21:37.142

P17 27 Luke PULLEN

LAP	LAP TIME	DIFF	MPH	TIME OF DAY
1 -	1:42.803	15.975	69.30	13:07:19.464
2 -	1:29.316	2.488	79.76	13:08:48.780
3 -	1:35.835	9.007	74.34	13:10:24.615
4 -	2:37.342	1:10.514	45.28	13:13:01.957
5 -	1:26.828 (1)		82.05	13:14:28.785
6 -	1:28.761	1.933	80.26	13:15:57.546
7 -	1:28.605	1.777	80.40	13:17:26.151
8 -	1:27.100 (2)	0.272	81.79	13:18:53.251
9 -	1:27.683	0.855	81.25	13:20:20.934
10 -	1:27.136 (3)	0.308	81.76	13:21:48.070

P18 222 Michael GREEN

LAP	LAP TIME	DIFF	MPH	TIME OF DAY
1 -	1:39.015	10.971	71.95	13:07:15.676
2 -	1:29.107	1.063	79.95	13:08:44.783
3 -	1:34.037	5.993	75.76	13:10:18.820
4 -	2:37.598	1:09.554	45.20	13:12:56.418
5 -	1:31.958	3.914	77.47	13:14:28.376
6 -	1:28.939	0.895	80.10	13:15:57.315
7 -	1:28.313 (3)	0.269	80.67	13:17:25.628
8 -	1:28.436	0.392	80.56	13:18:54.064
9 -	1:28.044 (1)		80.92	13:20:22.108
10 -	1:28.063 (2)	0.019	80.90	13:21:50.171

P19 31 Bryn GRIFFITHS (M)

LAP	LAP TIME	DIFF	MPH	TIME OF DAY
1 -	1:35.940	7.727	74.26	13:07:12.601
2 -	1:28.213 (1)		80.76	13:08:40.814
3 -	1:36.784	8.571	73.61	13:10:17.598
4 -	2:37.389	1:09.176	45.26	13:12:54.987
5 -	1:28.777 (2)	0.564	80.25	13:14:23.764

Weather / Track : Cloudy / Dry

Donington Park National
Circuit Length = 1.9790 miles
Start: 13:05 Flag 13:21 End: 13:23

BRSCC Mazda MX-5 Championship

RACE 14 - LAP ANALYSIS

DIFF = Difference To Personal Best Lap

6 -	1:29.934	1.721	79.22	13:15:53.698
7 -	1:29.447	1.234	79.65	13:17:23.145
8 -	1:28.983 (3)	0.770	80.06	13:18:52.128
9 -	1:29.713	1.500	79.41	13:20:21.841
10 -	1:29.123	0.910	79.94	13:21:50.964

P20 3 Richard WOOTTEN

LAP	LAP TIME	DIFF	MPH	TIME OF DAY
1 -	1:41.803	14.834	69.98	13:07:18.464
2 -	1:29.498	2.529	79.60	13:08:47.962
3 -	1:36.031	9.062	74.19	13:10:23.993
4 -	2:37.602	1:10.633	45.20	13:13:01.595
5 -	1:29.636	2.667	79.48	13:14:31.231
6 -	1:28.781	1.812	80.24	13:16:00.012
7 -	1:26.969 (1)		81.92	13:17:26.981
8 -	1:28.276 (2)	1.307	80.70	13:18:55.257
9 -	1:28.622 (3)	1.653	80.39	13:20:23.879
10 -	1:29.117	2.148	79.94	13:21:52.996

P21 143 Jack WILLMOTT

LAP	LAP TIME	DIFF	MPH	TIME OF DAY
1 -	1:40.937	12.409	70.58	13:07:17.598
2 -	1:29.850	1.322	79.29	13:08:47.448
3 -	1:35.776	7.248	74.38	13:10:23.224
4 -	2:36.261	1:07.733	45.59	13:12:59.485
5 -	1:29.142	0.614	79.92	13:14:28.627
6 -	1:29.011 (3)	0.483	80.04	13:15:57.638
7 -	1:28.929 (2)	0.401	80.11	13:17:26.567
8 -	1:29.049	0.521	80.00	13:18:55.616
9 -	1:28.528 (1)		80.47	13:20:24.144
10 -	1:29.322	0.794	79.76	13:21:53.466

P22 43 Joseph WILLMOTT

LAP	LAP TIME	DIFF	MPH	TIME OF DAY
1 -	1:38.800	10.227	72.11	13:07:15.461
2 -	1:30.957	2.384	78.32	13:08:46.418
3 -	1:35.095	6.522	74.92	13:10:21.513
4 -	2:36.533	1:07.960	45.51	13:12:58.046
5 -	1:29.849	1.276	79.29	13:14:27.895
6 -	1:28.634 (2)	0.061	80.38	13:15:56.529
7 -	1:28.573 (1)		80.43	13:17:25.102
8 -	1:28.721 (3)	0.148	80.30	13:18:53.823
9 -	1:30.323	1.750	78.87	13:20:24.146
10 -	1:31.278	2.705	78.05	13:21:55.424

P23 67 Clive CHISNALL (M)

LAP	LAP TIME	DIFF	MPH	TIME OF DAY
1 -	1:44.505	16.659	68.17	13:07:21.166
2 -	1:31.174	3.328	78.14	13:08:52.340
3 -	1:37.171	9.325	73.32	13:10:29.511
4 -	2:37.061	1:09.215	45.36	13:13:06.572
5 -	1:28.985	1.139	80.06	13:14:35.557
6 -	1:28.461	0.615	80.53	13:16:04.018
7 -	1:28.439	0.593	80.55	13:17:32.457
8 -	1:28.280 (2)	0.434	80.70	13:19:00.737
9 -	1:27.846 (1)		81.10	13:20:28.583
10 -	1:28.287 (3)	0.441	80.69	13:21:56.870

DIFF = Difference To Personal Best Lap

LAP	LAP TIME	DIFF	MPH	TIME OF DAY
1 -	1:41.233	12.701	70.37	13:07:17.894
2 -	1:31.182	2.650	78.13	13:08:49.076
3 -	1:37.545	9.013	73.03	13:10:26.621
4 -	2:37.788	1:09.256	45.15	13:13:04.409
5 -	1:28.532 (1)		80.47	13:14:32.941
6 -	1:28.765 (2)	0.233	80.26	13:16:01.706
7 -	1:28.888	0.356	80.15	13:17:30.594
8 -	1:28.910	0.378	80.13	13:18:59.504
9 -	1:28.831 (3)	0.299	80.20	13:20:28.335
10 -	1:30.266	1.734	78.92	13:21:58.601

P25 264 William BREAME

LAP	LAP TIME	DIFF	MPH	TIME OF DAY
1 -	1:42.136	13.592	69.75	13:07:18.797
2 -	1:30.515	1.971	78.71	13:08:49.312
3 -	1:37.928	9.384	72.75	13:10:27.240
4 -	2:37.533	1:08.989	45.22	13:13:04.773
5 -	1:29.337 (3)	0.793	79.75	13:14:34.110
6 -	1:28.544 (1)		80.46	13:16:02.654
7 -	1:30.370	1.826	78.83	13:17:33.024
8 -	1:28.614 (2)	0.070	80.40	13:19:01.638
9 -	1:29.609	1.065	79.50	13:20:31.247
10 -	1:31.364	2.820	77.98	13:22:02.611

P26 68 Ashley HEATH (M)

LAP	LAP TIME	DIFF	MPH	TIME OF DAY
1 -	1:42.907	13.902	69.23	13:07:19.568
2 -	1:30.652	1.647	78.59	13:08:50.220
3 -	1:37.771	8.766	72.87	13:10:27.991
4 -	2:38.334	1:09.329	44.99	13:13:06.325
5 -	1:30.207	1.202	78.98	13:14:36.532
6 -	1:29.152 (2)	0.147	79.91	13:16:05.684
7 -	1:29.005 (1)		80.04	13:17:34.689
8 -	1:29.812 (3)	0.807	79.32	13:19:04.501
9 -	1:29.982	0.977	79.17	13:20:34.483
10 -	1:30.958	1.953	78.32	13:22:05.441

P27 70 Michael PEARCE

LAP	LAP TIME	DIFF	MPH	TIME OF DAY
1 -	1:40.121	10.247	71.15	13:07:16.782
2 -	1:31.708	1.834	77.68	13:08:48.490
3 -	1:37.484	7.610	73.08	13:10:25.974
4 -	2:37.069	1:07.195	45.35	13:13:03.043
5 -	1:31.539	1.665	77.83	13:14:34.582
6 -	1:30.403 (3)	0.529	78.80	13:16:04.985
7 -	1:30.328 (2)	0.454	78.87	13:17:35.313
8 -	1:29.874 (1)		79.27	13:19:05.187
9 -	1:31.318	1.444	78.02	13:20:36.505
10 -	1:30.856	0.982	78.41	13:22:07.361

P28 90 Bruce ROBINSON (M)

LAP	LAP TIME	DIFF	MPH	TIME OF DAY
1 -	1:43.355	13.196	68.93	13:07:20.016
2 -	1:30.583	0.424	78.65	13:08:50.599
3 -	1:38.081	7.922	72.64	13:10:28.680
4 -	2:37.366	1:07.207	45.27	13:13:06.046
5 -	1:31.002	0.843	78.29	13:14:37.048
6 -	1:30.159 (1)		79.02	13:16:07.207

Donington Park National
Circuit Length = 1.9790 miles
Start: 13:05 Flag 13:21 End: 13:23

Weather / Track : Cloudy / Dry

BRSCC Mazda MX-5 Championship

RACE 14 - LAP ANALYSIS

DIFF = Difference To Personal Best Lap

7 -	1:30.691	0.532	78.55	13:17:37.898
8 -	1:30.381 (2)	0.222	78.82	13:19:08.279
9 -	1:30.388 (3)	0.229	78.82	13:20:38.667
10 -	1:30.833	0.674	78.43	13:22:09.500

P29 2 Jake STYLES

LAP	LAP TIME	DIFF	MPH	TIME OF DAY
1 -	1:42.623	10.776	69.42	13:07:19.284
2 -	1:33.808	1.961	75.94	13:08:53.092
3 -	1:37.329	5.482	73.20	13:10:30.421
4 -	2:36.925	1:05.078	45.40	13:13:07.346
5 -	1:31.847 (1)		77.57	13:14:39.193
6 -	1:31.953 (3)	0.106	77.48	13:16:11.146
7 -	1:32.412	0.565	77.09	13:17:43.558
8 -	1:32.295	0.448	77.19	13:19:15.853
9 -	1:31.873 (2)	0.026	77.54	13:20:47.726
10 -	1:33.299	1.452	76.36	13:22:21.025

P30 73 Beau PARRY

LAP	LAP TIME	DIFF	MPH	TIME OF DAY
1 -	1:45.434	14.007	67.57	13:07:22.095
2 -	1:32.768	1.341	76.80	13:08:54.863
3 -	1:39.340	7.913	71.71	13:10:34.203
4 -	2:35.266	1:03.839	45.88	13:13:09.469
5 -	1:32.526	1.099	77.00	13:14:41.995
6 -	1:31.970 (3)	0.543	77.46	13:16:13.965
7 -	1:31.718 (2)	0.291	77.67	13:17:45.683
8 -	1:32.352	0.925	77.14	13:19:18.035
9 -	1:31.427 (1)		77.92	13:20:49.462
10 -	1:32.787	1.360	76.78	13:22:22.249

P31 85 Anthony PETTIGREW

LAP	LAP TIME	DIFF	MPH	TIME OF DAY
1 -	1:47.899	16.260	66.03	13:07:24.560
2 -	1:34.059	2.420	75.74	13:08:58.619
3 -	1:38.639	7.000	72.22	13:10:37.258
4 -	2:34.458	1:02.819	46.12	13:13:11.716
5 -	1:31.914 (3)	0.275	77.51	13:14:43.630
6 -	1:31.639 (1)		77.74	13:16:15.269
7 -	1:31.672 (2)	0.033	77.71	13:17:46.941
8 -	1:32.314	0.675	77.17	13:19:19.255
9 -	1:32.340	0.701	77.15	13:20:51.595
10 -	1:36.103	4.464	74.13	13:22:27.698

P32 28 Chris WATTS

LAP	LAP TIME	DIFF	MPH	TIME OF DAY
1 -	1:43.569	12.659	68.79	13:07:20.230
2 -	1:33.723	2.813	76.01	13:08:53.953
3 -	1:38.627	7.717	72.23	13:10:32.580
4 -	2:36.626	1:05.716	45.48	13:13:09.206
5 -	1:34.816	3.906	75.14	13:14:44.022
6 -	1:34.060	3.150	75.74	13:16:18.082
7 -	1:31.423 (2)	0.513	77.93	13:17:49.505
8 -	1:32.234 (3)	1.324	77.24	13:19:21.739
9 -	1:30.910 (1)		78.37	13:20:52.649
10 -	1:36.284	5.374	73.99	13:22:28.933

P33 25 Stephen NEW

LAP	LAP TIME	DIFF	MPH	TIME OF DAY
1 -	1:44.096	12.631	68.44	13:07:20.757

DIFF = Difference To Personal Best Lap

2 -	1:32.943	1.478	76.65	13:08:53.700
3 -	1:37.786	6.321	72.85	13:10:31.486
4 -	2:36.445	1:04.980	45.54	13:13:07.931
5 -	1:31.465 (1)		77.89	13:14:39.396
6 -	1:31.954 (2)	0.489	77.48	13:16:11.350
7 -	1:32.472	1.007	77.04	13:17:43.822
8 -	1:44.307	12.842	68.30	13:19:28.129
9 -	1:32.336 (3)	0.871	77.15	13:21:00.465
10 -	1:34.006	2.541	75.78	13:22:34.471

P34 38 Andrew DEAN

LAP	LAP TIME	DIFF	MPH	TIME OF DAY
1 -	1:46.309	14.179	67.01	13:07:22.970
2 -	1:33.534 (3)	1.404	76.17	13:08:56.504
3 -	1:38.678	6.548	72.20	13:10:35.182
4 -	2:34.525	1:02.395	46.10	13:13:09.707
5 -	1:33.917	1.787	75.86	13:14:43.624
6 -	1:35.144	3.014	74.88	13:16:18.768
7 -	1:33.456 (2)	1.326	76.23	13:17:52.224
8 -	1:36.629	4.499	73.73	13:19:28.853
9 -	1:32.130 (1)		77.33	13:21:00.983
10 -	1:36.222	4.092	74.04	13:22:37.205

P35 75 Robert BOND

LAP	LAP TIME	DIFF	MPH	TIME OF DAY
1 -	1:47.070	12.976	66.54	13:07:23.731
2 -	1:34.915 (3)	0.821	75.06	13:08:58.646
3 -	1:37.833	3.739	72.82	13:10:36.479
4 -	2:34.886	1:00.792	45.99	13:13:11.365
5 -	1:34.940	0.846	75.04	13:14:46.305
6 -	1:35.295	1.201	74.76	13:16:21.600
7 -	1:35.503	1.409	74.60	13:17:57.103
8 -	1:34.094 (1)		75.71	13:19:31.197
9 -	1:34.726 (2)	0.632	75.21	13:21:05.923
10 -	1:36.276	2.182	74.00	13:22:42.199

P36 82 Michael KNIBBS

LAP	LAP TIME	DIFF	MPH	TIME OF DAY
1 -	1:33.256	7.096	76.39	13:07:09.917
2 -	1:26.160 (1)		82.69	13:08:36.077
3 -	5:00.388	3:34.228	23.71	13:13:36.465
4 -	1:28.174	2.014	80.80	13:15:04.639
5 -	1:27.257	1.097	81.65	13:16:31.896
6 -	1:26.995 (2)	0.835	81.89	13:17:58.891
7 -	1:27.987	1.827	80.97	13:19:26.878
8 -	1:27.150 (3)	0.990	81.75	13:20:54.028
9 -	1:28.191	2.031	80.78	13:22:22.219

P37 5 Nick LE DOYEN (M)

LAP	LAP TIME	DIFF	MPH	TIME OF DAY
1 -	1:40.719	12.149	70.73	13:07:17.380
2 -	1:29.724	1.154	79.40	13:08:47.104
3 -	1:33.936	5.366	75.84	13:10:21.040
4 -	2:36.711	1:08.141	45.46	13:12:57.751
5 -	1:29.372	0.802	79.71	13:14:27.123
6 -	1:29.985	1.415	79.17	13:15:57.108
7 -	1:28.946 (2)	0.376	80.10	13:17:26.054
8 -	1:28.570 (1)		80.44	13:18:54.624
9 -	1:29.200 (3)	0.630	79.87	13:20:23.824

Weather / Track : Cloudy / Dry

Donington Park National
Circuit Length = 1.9790 miles
Start: 13:05 Flag 13:21 End: 13:23

BRSCC Mazda MX-5 Championship

RACE 14 - LAP ANALYSIS

DIFF = Difference To Personal Best Lap

P38 20 Christopher GINN (M)				
LAP	LAP TIME	DIFF	MPH	TIME OF DAY
1 -	1:39.514	11.723	71.59	13:07:16.175
2 -	1:29.779	1.988	79.35	13:08:45.954
3 -	1:39.438	11.647	71.64	13:10:25.392
4 -	2:36.567	1:08.776	45.50	13:13:01.959
5 -	1:29.064	1.273	79.99	13:14:31.023
6 -	1:28.786	0.995	80.24	13:15:59.809
7 -	1:28.306 (3)	0.515	80.68	13:17:28.115
8 -	1:27.791 (1)		81.15	13:18:55.906
9 -	1:28.281 (2)	0.490	80.70	13:20:24.187

P39 45 Graham RUMSEY (M)				
LAP	LAP TIME	DIFF	MPH	TIME OF DAY
1 -	1:39.287	10.950	71.75	13:07:15.948
2 -	1:31.068	2.731	78.23	13:08:47.016
3 -	1:34.986	6.649	75.00	13:10:22.002
4 -	2:36.792	1:08.455	45.44	13:12:58.794
5 -	1:30.087	1.750	79.08	13:14:28.881
6 -	1:28.337 (1)		80.65	13:15:57.218
7 -	1:31.714	3.377	77.68	13:17:28.932
8 -	1:28.603 (3)	0.266	80.41	13:18:57.535
9 -	1:28.497 (2)	0.160	80.50	13:20:26.032

P40 15 Brandon ABRAHAM				
LAP	LAP TIME	DIFF	MPH	TIME OF DAY
1 -	1:47.884 (1)		66.03	13:07:24.545

BRSCC Mazda MX-5 Championship

RACE 14 - STATISTICS

Competitors Started 40
Planned Start 2020-08-23 @ 13:05:00.000
Actual Start 2020-08-23 @ 13:05:36.660
Finish Time 2020-08-23 @ 13:21:28.411
Track Length 1.9790mi.
Total Laps 387
Total Distance Covered 765.8990mi.

Session Fastest Lap History

NO	NAME	LAP TIME	TIME OF DAY	LAP	VEHICLE
18	Will BLACKWELL-CHAMBERS	1:30.025	13:07:06.689	1	Mazda MX-5 Mk1
18	Will BLACKWELL-CHAMBERS	1:26.221	13:08:32.910	2	Mazda MX-5 Mk1
158	Mike COMBER	1:26.185	13:08:33.268	2	Mazda MX-5 Mk1
63	Oliver ALLWOOD	1:26.102	13:08:35.360	2	Mazda MX-5 Mk1
263	Fraser FENWICK	1:25.845	13:08:36.235	2	Mazda MX-5 Mk1
55	Matt POLLARD	1:25.630	13:14:17.381	5	Mazda MX-5 Mk1
18	Will BLACKWELL-CHAMBERS	1:25.547	13:21:31.771	10	Mazda MX-5 Mk1
24	Oliver GRAHAM	1:25.508	13:21:31.877	10	Mazda MX-5 Mk1

Session Leader History

NO	NAME	FROM LAP	LAPS LED	DISTANCE	VEHICLE
18	Will BLACKWELL-CHAMBERS	1	6	11.83 miles	Mazda MX-5 Mk1
41	Joe WIGGIN	7	4	7.91 miles	Mazda MX-5 Mk1

Flag History

TYPE	TIME OF DAY
GREEN	13:05:36.660
SAFETY	13:09:23.569
GREEN	13:12:43.915
FINISH	13:21:28.411

Flag Statistics

TYPE	COUNT	TOTAL LAPS	TOTAL TIME
Green	2	9	14:38.890
Red	0	0	0.000
Safety Car	1	1	3:20.346
FCY	0	0	0.000

Weather / Track : Cloudy / Dry

Results can be found at www.tsl-timing.com

Donington Park National
Circuit Length = 1.9790 miles
Start: 13:05 Flag 13:21 End: 13:23

Printed - 13:27 Sunday, 23 August 2020


BRSCC Mazda MX-5 Championship

RACE 19 - GRID (15 minutes) - AMENDED


WASPP

ROW 20	39	15	Brandon ABRAHAM	40	6	Benn SIMMS (R)
ROW 19	37	5	Nick LE DOYEN (M)	38	20	Christopher GINN (M)
ROW 18	35	75	Robert BOND	36	82	Michael KNIBBS
ROW 17	33	25	Stephen NEW	34	38	Andrew DEAN
ROW 16	31	85	Anthony PETTIGREW	32	28	Chris WATTS
ROW 15	29	2	Jake STYLES	30	73	Beau PARRY
ROW 14	27	70	Michael PEARCE	28	90	Bruce ROBINSON (M)
ROW 13	25	264	William BREAME	26	68	Ashley HEATH (M)
ROW 12	23	67	Clive CHISNALL (M)	24	78	Richard BARTLETT (M)
ROW 11	21	143	Jack WILLMOTT	22	43	Joseph WILLMOTT
ROW 10	19	31	Bryn GRIFFITHS (M)	20	3	Richard WOOTTEN
ROW 9	17	27	Luke PULLEN	18	222	Michael GREEN
ROW 8	15	37	Tim DORE (M)	16	4	Paul BATEMAN (M)
ROW 7	13	22	Owen MILLS	14	72	Matt LUFF
ROW 6	11	55	Matt POLLARD	12	19	Richard AMOS
ROW 5	9	29	Adam CRAIG	10	195	Ben OHARE
ROW 4	7	93	Jack BREWER	8	81	Sebastian FISHER
ROW 3	5	18	Will BLACKWELL-CHAMBERS	6	24	Oliver GRAHAM
ROW 2	3	158	Mike COMBER	4	263	Fraser FENWICK
ROW 1	1	41	Joe WIGGIN	2	63	Oliver ALLWOOD

Pole



Car 45 withdrawn. 1st reserve Car 6 starts at the back of the grid

Donington Park National
 Circuit Length = 1.9790 miles

These results are provisional until the conclusion of any judicial and technical matters.

Clerk Of Course :	Steward :	Timekeeper :

Results can be found at www.tsl-timing.com

Printed - 14:20 Sunday, 23 August 2020

BRSCC Mazda MX-5 Championship
RACE 19 - CLASSIFICATION


POS	NO	NAME	ENTRY	LAPS	TIME	GAP	DIFF	MPH	BEST	ON
1	41	Joe WIGGIN	Mazda MX-5 Mk1 -	11	15:57.510			81.70	1:26.018	7
2	63	Oliver ALLWOOD	Mazda MX-5 Mk1 - AB Motorsport	11	16:01.406	3.896	3.896	81.37	1:26.069	7
3	18	Will BLACKWELL-CHAMBERS	Mazda MX-5 Mk1 -	11	16:01.626	4.116	0.220	81.35	1:25.971	7
4	158	Mike COMBER	Mazda MX-5 Mk1 -	11	16:01.705	4.195	0.079	81.34	1:26.000	7
5	24	Oliver GRAHAM	Mazda MX-5 Mk1 -	11	16:03.534	6.024	1.829	81.19	1:26.069	6
6	263	Fraser FENWICK	Mazda MX-5 Mk1 - AB Motorsport/Fleetline Despatc	11	16:04.035	6.525	0.501	81.15	1:26.246	6
7	81	Sebastian FISHER	Mazda MX-5 Mk1 -	11	16:15.595	18.085	11.560	80.19	1:26.883	2
8	195	Ben OHARE	Mazda MX-5 Mk1 - Close Racing	11	16:15.865	18.355	0.270	80.16	1:26.262	2
9	4	Paul BATEMAN (M)	Mazda MX-5 Mk1 -	11	16:17.944	20.434	2.079	79.99	1:27.040	4
10	82	Michael KNIBBS	Mazda MX-5 Mk1 -	11	16:18.032	20.522	0.088	79.99	1:26.577	11
11	72	Matt LUFF	Mazda MX-5 Mk1 - AB Motorsport	11	16:20.409	22.899	2.377	79.79	1:26.263	5
12	22	Owen MILLS	Mazda MX-5 Mk1 - OMR / DriveQuest	11	16:20.727	23.217	0.318	79.77	1:27.402	11
13	27	Luke PULLEN	Mazda MX-5 Mk1 - AB Motorsport	11	16:23.793	26.283	3.066	79.52	1:27.039	5
14	222	Michael GREEN	Mazda MX-5 Mk1 - PDE Consulting Ltd	11	16:24.326	26.816	0.533	79.48	1:27.401	4
15	6	Benn SIMMS (R)	Mazda MX-5 Mk1 - Mike Comber Racing / Ledwell F	11	16:33.461	35.951	9.135	78.74	1:28.011	4
16	3	Richard WOOTTEN	Mazda MX-5 Mk1 -	11	16:34.106	36.596	0.645	78.69	1:27.866	5
17	29	Adam CRAIG	Mazda MX-5 Mk1 -	11	16:35.722	38.212	1.616	78.57	1:26.751	9
18	67	Clive CHISNALL (M)	Mazda MX-5 Mk1 -	11	16:37.284	39.774	1.562	78.44	1:28.427	8
19	31	Bryn GRIFFITHS (M)	Mazda MX-5 Mk1 -	11	16:38.968	41.458	1.684	78.31	1:29.155	9
20	143	Jack WILLMOTT	Mazda MX-5 Mk1 - AB Motorsport	11	16:40.827	43.317	1.859	78.16	1:27.330	2
21	5	Nick LE DOYEN (M)	Mazda MX-5 Mk1 -	11	16:50.672	53.162	9.845	77.40	1:29.235	8
22	15	Brandon ABRAHAM	Mazda MX-5 Mk1 -	11	16:56.927	59.417	6.255	76.93	1:28.308	11
23	68	Ashley HEATH (M)	Mazda MX-5 Mk1 -	11	17:06.542	1:09.032	9.615	76.21	1:31.154	10
24	70	Michael PEARCE	Mazda MX-5 Mk1 -	11	17:09.852	1:12.342	3.310	75.96	1:30.470	9
25	90	Bruce ROBINSON (M)	Mazda MX-5 Mk1 -	11	17:12.853	1:15.343	3.001	75.74	1:30.619	9
26	264	William BREAME	Mazda MX-5 Mk1 -	11	17:15.106	1:17.596	2.253	75.58	1:31.371	4
27	25	Stephen NEW	Mazda MX-5 Mk1 -	11	17:16.310	1:18.800	1.204	75.49	1:31.539	3
28	28	Chris WATTS	Mazda Mx-5 Mk1 -	11	17:17.122	1:19.612	0.812	75.43	1:31.552	6
29	73	Beau PARRY	Mazda MX-5 Mk1 - AB Motorsport/LolaSleep.co.uk	11	17:18.280	1:20.770	1.158	75.35	1:31.538	3
30	2	Jake STYLES	Mazda MX-5 Mk1 -	11	17:18.679	1:21.169	0.399	75.32	1:31.412	9
31	85	Anthony PETTIGREW	Mazda MX-5 Mk1 -	11	17:20.454	1:22.944	1.775	75.19	1:30.736	10
32	38	Andrew DEAN	Mazda MX-5 Mk1 -	11	17:25.599	1:28.089	5.145	74.82	1:32.214	8
33	78	Richard BARTLETT (M)	Mazda MX-5 Mk1 -	11	17:26.864	1:29.354	1.265	74.73	1:29.710	3
34	75	Robert BOND	Mazda MX-5 Mk1 -	10	16:32.996	1 Lap	1 Lap	71.61	1:34.054	3

NOT CLASSIFIED

DNF	93	Jack BREWER	Mazda MX-5 Mk1 -	10	14:57.242	1 Lap		79.25	1:26.136	5
DNF	43	Joseph WILLMOTT	Mazda MX-5 Mk1 - AB Motorsport	10	15:03.924	1 Lap	6.682	78.66	1:27.609	2
DNF	37	Tim DORE (M)	Mazda MX-5 Mk1 - AB Motorsport	7	11:41.283	4 Laps	3 Laps	70.92	1:28.195	5
DNF	55	Matt POLLARD	Mazda MX-5 Mk1 - AB Motorsport	6	8:52.695	5 Laps	1 Lap	79.99	1:25.956	2
DNF	19	Richard AMOS	Mazda MX-5 Mk1 - BC CARS	3	4:32.095	8 Laps	3 Laps	78.05	1:26.692	2

FASTEST LAP

55	Matt POLLARD	Mazda MX-5 Mk1 - AB Motorsport	2	1:25.956	82.88 mph	133.39 kph
----	--------------	--------------------------------	---	----------	-----------	------------

Weather / Track : Cloudy / Dry

These results are provisional until the conclusion of any judicial and technical matters.

Donington Park National

Circuit Length = 1.9790 miles

Start: 16:43 Flag 16:59 End: 17:01

Clerk Of Course :	Steward :	Timekeeper :
-------------------	-----------	--------------

BRSCC Mazda MX-5 Championship

RACE 19 - LAP CHART

LAP 1 @ 16:44:49.111			LAP 2 @ 16:46:15.326			LAP 3 @ 16:47:42.374			LAP 4 @ 16:49:08.608			LAP 5 @ 16:50:35.139		
NO	BEHIND	LAP TIME	NO	BEHIND	LAP TIME	NO	BEHIND	LAP TIME	NO	BEHIND	LAP TIME	NO	BEHIND	LAP TIME
41		1:31.004	41		1:26.215	41		1:27.048	41		1:26.234	41		1:26.531
63	0.248	1:31.252	63	0.214	1:26.181	63	0.222	1:27.056	63	0.316	1:26.328	63	0.223	1:26.438
263	0.545	1:31.549	158	0.810	1:26.264	158	1.595	1:27.833	158	1.394	1:26.033	158	1.440	1:26.577
158	0.761	1:31.765	18	1.242	1:26.494	18	1.882	1:27.688	18	1.681	1:26.033	18	1.686	1:26.536
18	0.963	1:31.967	24	1.526	1:26.533	263	2.672	1:27.826	263	2.901	1:26.463	263	2.813	1:26.443
24	1.208	1:32.212	263	1.894	1:27.564	24	2.885	1:28.407	24	3.130	1:26.479	24	3.197	1:26.598
81	1.494	1:32.498	81	2.162	1:26.883	195	4.137	1:28.684	195	4.788	1:26.885	195	6.166	1:27.909
93	1.704	1:32.708	93	2.500	1:27.011	81	4.732	1:29.618	81	5.401	1:26.903	81	6.382	1:27.512
195	2.454	1:33.458	195	2.501	1:26.262	55	5.043	1:29.224	55	5.670	1:26.861	72	6.844	1:26.263
19	2.819	1:33.823	55	2.867	1:25.956	93	6.466	1:31.014	72	7.112	1:26.496	55	7.175	1:28.036
55	3.126	1:34.130	19	3.296	1:26.692	72	6.850	1:27.632	93	7.901	1:27.669	93	7.506	1:26.136
72	4.267	1:35.271	72	6.266	1:28.214	19	7.828	1:31.580	22	10.850	1:28.270	22	12.644	1:28.325
37	4.791	1:35.795	22	6.845	1:28.220	22	8.814	1:29.017	222	11.228	1:27.401	222	13.268	1:28.571
22	4.840	1:35.844	37	7.107	1:28.531	222	10.061	1:29.205	4	12.490	1:27.040	82	13.439	1:27.175
4	5.486	1:36.490	222	7.904	1:27.820	82	11.373	1:29.522	82	12.795	1:27.656	4	13.537	1:27.578
27	5.687	1:36.691	143	8.402	1:27.330	4	11.684	1:29.343	27	14.982	1:28.191	27	15.490	1:27.039
222	6.299	1:37.303	82	8.899	1:27.242	143	12.091	1:30.737	143	15.494	1:29.637	143	18.004	1:29.041
143	7.287	1:38.291	4	9.389	1:30.118	43	12.749	1:29.403	43	15.748	1:29.233	3	18.220	1:27.866
82	7.872	1:38.876	43	10.394	1:27.609	27	13.025	1:28.333	3	16.885	1:28.001	43	19.109	1:29.892
31	8.671	1:39.675	27	11.740	1:32.268	3	15.118	1:28.766	31	20.067	1:29.674	67	23.727	1:29.744
43	9.000	1:40.004	31	13.049	1:30.593	31	16.627	1:30.626	67	20.514	1:29.873	31	24.518	1:30.982
78	9.656	1:40.660	67	13.346	1:29.659	67	16.875	1:30.577	78	22.132	1:31.016	6	24.839	1:29.018
67	9.902	1:40.906	3	13.400	1:28.223	78	17.350	1:29.710	6	22.352	1:28.011	78	25.977	1:30.376
264	11.137	1:42.141	78	14.688	1:31.247	6	20.575	1:29.077	37	25.296	1:29.713	37	26.960	1:28.195
3	11.392	1:42.396	264	16.683	1:31.761	264	21.146	1:31.511	264	26.283	1:31.371	29	31.182	1:27.732
90	12.010	1:43.014	68	18.286	1:31.865	37	21.817	1:41.758	5	29.052	1:30.641	5	33.976	1:31.455
68	12.636	1:43.640	6	18.546	1:31.275	68	23.739	1:32.501	68	29.674	1:32.169	68	35.462	1:32.319
6	13.486	1:44.490	90	19.422	1:33.627	90	24.012	1:31.638	29	29.981	1:28.076	15	35.686	1:28.601
28	14.286	1:45.290	28	20.014	1:31.943	5	24.645	1:29.759	90	30.065	1:32.287	90	38.997	1:35.463
5	14.791	1:45.795	5	21.934	1:33.358	28	25.788	1:32.822	28	33.105	1:33.551	264	39.297	1:39.545
29	15.017	1:46.021	70	23.574	1:34.458	29	28.139	1:28.732	70	33.329	1:30.894	28	40.794	1:34.220
15	15.327	1:46.331	73	26.067	1:35.807	70	28.669	1:32.143	15	33.616	1:29.070	70	44.095	1:37.297
70	15.331	1:46.335	29	26.455	1:37.653	73	30.557	1:31.538	73	39.141	1:34.818	25	44.847	1:31.805
38	15.786	1:46.790	25	27.116	1:36.569	15	30.780	1:30.172	25	39.573	1:34.200	73	46.374	1:33.764
73	16.475	1:47.479	38	27.398	1:37.827	25	31.607	1:31.539	2	42.882	1:34.317	2	49.078	1:32.727
25	16.762	1:47.766	15	27.656	1:38.544	38	34.252	1:33.902	38	43.080	1:35.062	38	49.459	1:32.910
75	17.688	1:48.692	2	28.498	1:35.914	2	34.799	1:33.349	85	43.907	1:32.685	85	49.724	1:32.348
2	18.799	1:49.803	75	30.157	1:38.684	75	37.163	1:34.054	75	1:05.769	1:54.840	75	1:16.401	1:37.163
85	19.099	1:50.103	85	30.446	1:37.562	85	37.456	1:34.058						

Weather / Track : Cloudy / Dry

Donington Park National
 Circuit Length = 1.9790 miles
 Start: 16:43 Flag 16:59 End: 17:01

BRSCC Mazda MX-5 Championship

RACE 19 - LAP CHART

LAP 6 @ 16:52:01.653			LAP 7 @ 16:53:27.671			LAP 8 @ 16:54:55.002			LAP 9 @ 16:56:21.746			LAP 10 @ 16:57:48.391		
NO	BEHIND	LAP TIME	NO	BEHIND	LAP TIME	NO	BEHIND	LAP TIME	NO	BEHIND	LAP TIME	NO	BEHIND	LAP TIME
41		1:26.514	41		1:26.018	41		1:27.331	41		1:26.744	41		1:26.645
63	0.239	1:26.530	75	1 Lap	1:36.156	63	0.802	1:27.843	18	2.823	1:28.434	18	3.488	1:27.310
158	1.198	1:26.272	63	0.290	1:26.069	18	1.133	1:27.071	63	3.522	1:29.464	63	4.162	1:27.285
18	1.440	1:26.268	158	1.180	1:26.000	158	1.349	1:27.500	263	3.816	1:28.500	158	4.983	1:27.734
263	2.545	1:26.246	18	1.393	1:25.971	263	2.060	1:26.576	24	3.842	1:28.240	263	5.760	1:28.589
24	2.752	1:26.069	263	2.815	1:26.288	24	2.346	1:26.481	158	3.894	1:29.289	24	6.045	1:28.848
55	9.149	1:28.488	24	3.196	1:26.462	37	1 Lap	2:22.313 P	81	13.470	1:27.961	195	16.291	1:29.256
81	9.451	1:29.583	81	11.896	1:28.463	75	1 Lap	1:36.476	195	13.680	1:27.778	81	16.577	1:29.752
195	9.872	1:30.220	93	12.172	1:28.264	81	12.253	1:27.688	93	14.126	1:27.213	4	20.270	1:27.879
93	9.926	1:28.934	195	12.437	1:28.583	195	12.646	1:27.540	75	1 Lap	1:35.772	82	21.171	1:29.315
4	16.057	1:29.034	4	17.357	1:27.318	93	13.657	1:28.816	82	18.501	1:27.057	22	23.041	1:29.068
82	16.355	1:29.430	82	17.653	1:27.316	4	17.872	1:27.846	4	19.036	1:27.908	72	23.124	1:29.195
22	16.612	1:30.482	72	17.972	1:27.131	82	18.188	1:27.866	72	20.574	1:28.241	27	24.958	1:27.907
72	16.859	1:36.529	22	18.599	1:28.005	72	19.077	1:28.436	22	20.618	1:27.461	222	26.025	1:28.487
222	16.877	1:30.123	27	18.952	1:28.014	22	19.901	1:28.633	27	23.696	1:28.944	93	26.958	1:39.477 P
27	16.956	1:27.980	222	19.768	1:28.909	222	20.415	1:27.978	222	24.183	1:30.512	75	1 Lap	1:35.639
143	19.879	1:28.389	143	23.380	1:29.519	27	21.496	1:29.875	143	30.405	1:30.449	143	33.220	1:29.460
43	20.277	1:27.682	43	23.828	1:29.569	143	26.700	1:30.651	43	30.780	1:29.882	43	33.640	1:29.505
3	22.121	1:30.415	3	24.309	1:28.206	3	27.407	1:30.429	3	30.878	1:30.215	6	34.171	1:28.238
6	27.097	1:28.772	6	30.207	1:29.128	43	27.642	1:31.145	6	32.578	1:28.315	3	34.489	1:30.256
67	27.359	1:30.146	67	30.598	1:29.257	6	31.007	1:28.131	67	34.327	1:29.377	29	37.840	1:29.196
31	28.065	1:30.061	31	31.385	1:29.338	67	31.694	1:28.427	29	35.289	1:26.751	67	38.151	1:30.469
29	33.564	1:28.896	29	35.233	1:27.687	31	33.312	1:29.258	31	35.723	1:29.155	31	38.445	1:29.367
37	35.424	1:34.978	5	42.281	1:30.526	29	35.282	1:27.380	5	47.191	1:29.750	5	50.255	1:29.709
5	37.773	1:30.311	15	44.479	1:30.223	5	44.185	1:29.235	15	56.083	1:36.858	15	58.335	1:28.897
15	40.274	1:31.102	68	48.133	1:32.886	15	45.969	1:28.821	68	58.571	1:32.042	68	1:03.080	1:31.154
68	41.265	1:32.317	264	54.546	1:35.815	68	53.273	1:32.471	70	1:03.699	1:30.470	70	1:07.898	1:30.844
264	44.749	1:31.966	90	55.088	1:35.772	264	58.820	1:31.605	264	1:03.955	1:31.879	264	1:09.120	1:31.810
90	45.334	1:32.851	70	55.750	1:33.542	70	59.973	1:31.554	90	1:04.809	1:30.619	90	1:09.817	1:31.653
28	45.832	1:31.552	28	56.342	1:36.528	90	1:00.934	1:33.177	78	1:05.790	1:30.565	78	1:10.323	1:31.178
70	48.226	1:30.645	78	57.083	1:34.598	78	1:01.969	1:32.217	25	1:07.746	1:31.805	25	1:12.668	1:31.567
78	48.503	1:49.040	25	57.855	1:33.189	25	1:02.685	1:32.161	28	1:08.284	1:32.084	28	1:13.431	1:31.792
25	50.684	1:32.351	73	58.740	1:32.873	28	1:02.944	1:33.933	73	1:10.199	1:33.496	73	1:15.335	1:31.781
73	51.885	1:32.025	2	1:01.944	1:32.812	73	1:03.447	1:32.038	2	1:11.825	1:31.412	2	1:16.658	1:31.478
2	55.150	1:32.586	38	1:02.691	1:33.100	2	1:07.157	1:32.544	38	1:13.667	1:32.837	85	1:18.090	1:30.736
85	55.562	1:32.352	85	1:04.002	1:34.458	38	1:07.574	1:32.214	85	1:13.999	1:31.444	38	1:19.347	1:32.325
38	55.609	1:32.664				85	1:09.299	1:32.628						

Weather / Track : Cloudy / Dry

Donington Park National
 Circuit Length = 1.9790 miles
 Start: 16:43 Flag 16:59 End: 17:01

BRSCC Mazda MX-5 Championship

RACE 19 - LAP CHART

LAP 11 @ 16:59:15.617

NO	BEHIND	LAP TIME
41		1:27.226
63	3.896	1:26.960
18	4.116	1:27.854
158	4.195	1:26.438
24	6.024	1:27.205
263	6.525	1:27.991
81	18.085	1:28.734
195	18.355	1:29.290
4	20.434	1:27.390
82	20.522	1:26.577
72	22.899	1:27.001
22	23.217	1:27.402
27	26.283	1:28.551
222	26.816	1:28.017
75	1 Lap	1:35.520
6	35.951	1:29.006
3	36.596	1:29.333
29	38.212	1:27.598
67	39.774	1:28.849
31	41.458	1:30.239
143	43.317	1:37.323
5	53.162	1:30.133
15	59.417	1:28.308
68	1:09.032	1:33.178
70	1:12.342	1:31.670
90	1:15.343	1:32.752
264	1:17.596	1:35.702
25	1:18.800	1:33.358
28	1:19.612	1:33.407
73	1:20.770	1:32.661
2	1:21.169	1:31.737
85	1:22.944	1:32.080
38	1:28.089	1:35.968
78	1:29.354	1:46.257

Weather / Track : Cloudy / Dry

Results can be found at www.tsl-timing.com

Page 3 of 3

Donington Park National
Circuit Length = 1.9790 miles
Start: 16:43 Flag 16:59 End: 17:01

Printed - 17:11 Sunday, 23 August 2020

BRSCC Mazda MX-5 Championship

RACE 19 - LAP ANALYSIS

DIFF = Difference To Personal Best Lap

P1 41 Joe WIGGIN				
LAP	LAP TIME	DIFF	MPH	TIME OF DAY
1 -	1:31.004	4.986	78.28	16:44:49.111
2 -	1:26.215 (2)	0.197	82.63	16:46:15.326
3 -	1:27.048	1.030	81.84	16:47:42.374
4 -	1:26.234 (3)	0.216	82.61	16:49:08.608
5 -	1:26.531	0.513	82.33	16:50:35.139
6 -	1:26.514	0.496	82.35	16:52:01.653
7 -	1:26.018 (1)		82.82	16:53:27.671
8 -	1:27.331	1.313	81.58	16:54:55.002
9 -	1:26.744	0.726	82.13	16:56:21.746
10 -	1:26.645	0.627	82.22	16:57:48.391
11 -	1:27.226	1.208	81.68	16:59:15.617

P2 63 Oliver ALLWOOD				
LAP	LAP TIME	DIFF	MPH	TIME OF DAY
1 -	1:31.252	5.183	78.07	16:44:49.359
2 -	1:26.181 (2)	0.112	82.67	16:46:15.540
3 -	1:27.056	0.987	81.83	16:47:42.596
4 -	1:26.328 (3)	0.259	82.52	16:49:08.924
5 -	1:26.438	0.369	82.42	16:50:35.362
6 -	1:26.530	0.461	82.33	16:52:01.892
7 -	1:26.069 (1)		82.77	16:53:27.961
8 -	1:27.843	1.774	81.10	16:54:55.804
9 -	1:29.464	3.395	79.63	16:56:25.268
10 -	1:27.285	1.216	81.62	16:57:52.553
11 -	1:26.960	0.891	81.93	16:59:19.513

P3 18 Will BLACKWELL-CHAMBERS				
LAP	LAP TIME	DIFF	MPH	TIME OF DAY
1 -	1:31.967	5.996	77.46	16:44:50.074
2 -	1:26.494	0.523	82.37	16:46:16.568
3 -	1:27.688	1.717	81.24	16:47:44.256
4 -	1:26.033 (2)	0.062	82.81	16:49:10.289
5 -	1:26.536	0.565	82.33	16:50:36.825
6 -	1:26.268 (3)	0.297	82.58	16:52:03.093
7 -	1:25.971 (1)		82.87	16:53:29.064
8 -	1:27.071	1.100	81.82	16:54:56.135
9 -	1:28.434	2.463	80.56	16:56:24.569
10 -	1:27.310	1.339	81.60	16:57:51.879
11 -	1:27.854	1.883	81.09	16:59:19.733

P4 158 Mike COMBER				
LAP	LAP TIME	DIFF	MPH	TIME OF DAY
1 -	1:31.765	5.765	77.64	16:44:49.872
2 -	1:26.264 (3)	0.264	82.59	16:46:16.136
3 -	1:27.833	1.833	81.11	16:47:43.969
4 -	1:26.033 (2)	0.033	82.81	16:49:10.002
5 -	1:26.577	0.577	82.29	16:50:36.579
6 -	1:26.272	0.272	82.58	16:52:02.851
7 -	1:26.000 (1)		82.84	16:53:28.851
8 -	1:27.500	1.500	81.42	16:54:56.351
9 -	1:29.289	3.289	79.79	16:56:25.640
10 -	1:27.734	1.734	81.20	16:57:53.374
11 -	1:26.438	0.438	82.42	16:59:19.812

P5 24 Oliver GRAHAM				
LAP	LAP TIME	DIFF	MPH	TIME OF DAY
1 -	1:32.212	6.143	77.26	16:44:50.319
2 -	1:26.533	0.464	82.33	16:46:16.852

DIFF = Difference To Personal Best Lap

3 -	1:28.407	2.338	80.58	16:47:45.259
4 -	1:26.479 (3)	0.410	82.38	16:49:11.738
5 -	1:26.598	0.529	82.27	16:50:38.336
6 -	1:26.069 (1)		82.77	16:52:04.405
7 -	1:26.462 (2)	0.393	82.40	16:53:30.867
8 -	1:26.481	0.412	82.38	16:54:57.348
9 -	1:28.240	2.171	80.74	16:56:25.588
10 -	1:28.848	2.779	80.18	16:57:54.436
11 -	1:27.205	1.136	81.69	16:59:21.641

P6 263 Fraser FENWICK				
LAP	LAP TIME	DIFF	MPH	TIME OF DAY
1 -	1:31.549	5.303	77.82	16:44:49.656
2 -	1:27.564	1.318	81.36	16:46:17.220
3 -	1:27.826	1.580	81.12	16:47:45.046
4 -	1:26.463	0.217	82.40	16:49:11.509
5 -	1:26.443 (3)	0.197	82.42	16:50:37.952
6 -	1:26.246 (1)		82.60	16:52:04.198
7 -	1:26.288 (2)	0.042	82.56	16:53:30.486
8 -	1:26.576	0.330	82.29	16:54:57.062
9 -	1:28.500	2.254	80.50	16:56:25.562
10 -	1:28.589	2.343	80.42	16:57:54.151
11 -	1:27.991	1.745	80.97	16:59:22.142

P7 81 Sebastian FISHER				
LAP	LAP TIME	DIFF	MPH	TIME OF DAY
1 -	1:32.498	5.615	77.02	16:44:50.605
2 -	1:26.883 (1)		82.00	16:46:17.488
3 -	1:29.618	2.735	79.50	16:47:47.106
4 -	1:26.903 (2)	0.020	81.98	16:49:14.009
5 -	1:27.512 (3)	0.629	81.41	16:50:41.521
6 -	1:29.583	2.700	79.53	16:52:11.104
7 -	1:28.463	1.580	80.53	16:53:39.567
8 -	1:27.688	0.805	81.24	16:55:07.255
9 -	1:27.961	1.078	80.99	16:56:35.216
10 -	1:29.752	2.869	79.38	16:58:04.968
11 -	1:28.734	1.851	80.29	16:59:33.702

P8 195 Ben OHARE				
LAP	LAP TIME	DIFF	MPH	TIME OF DAY
1 -	1:33.458	7.196	76.23	16:44:51.565
2 -	1:26.262 (1)		82.59	16:46:17.827
3 -	1:28.684	2.422	80.33	16:47:46.511
4 -	1:26.885 (2)	0.623	82.00	16:49:13.396
5 -	1:27.909	1.647	81.04	16:50:41.305
6 -	1:30.220	3.958	78.96	16:52:11.525
7 -	1:28.583	2.321	80.42	16:53:40.108
8 -	1:27.540 (3)	1.278	81.38	16:55:07.648
9 -	1:27.778	1.516	81.16	16:56:35.426
10 -	1:29.256	2.994	79.82	16:58:04.682
11 -	1:29.290	3.028	79.79	16:59:33.972

P9 4 Paul BATEMAN (M)				
LAP	LAP TIME	DIFF	MPH	TIME OF DAY
1 -	1:36.490	9.450	73.83	16:44:54.597
2 -	1:30.118	3.078	79.05	16:46:24.715
3 -	1:29.343	2.303	79.74	16:47:54.058
4 -	1:27.040 (1)		81.85	16:49:21.098
5 -	1:27.578	0.538	81.35	16:50:48.676
6 -	1:29.034	1.994	80.02	16:52:17.710
7 -	1:27.318 (2)	0.278	81.59	16:53:45.028

Donington Park National
 Circuit Length = 1.9790 miles
 Start: 16:43 Flag 16:59 End: 17:01

Weather / Track : Cloudy / Dry

BRSCC Mazda MX-5 Championship

RACE 19 - LAP ANALYSIS

DIFF = Difference To Personal Best Lap

8 -	1:27.846	0.806	81.10	16:55:12.874
9 -	1:27.908	0.868	81.04	16:56:40.782
10 -	1:27.879	0.839	81.07	16:58:08.661
11 -	1:27.390 (3)	0.350	81.52	16:59:36.051

P10 82 Michael KNIBBS

LAP	LAP TIME	DIFF	MPH	TIME OF DAY
1 -	1:38.876	12.299	72.05	16:44:56.983
2 -	1:27.242	0.665	81.66	16:46:24.225
3 -	1:29.522	2.945	79.58	16:47:53.747
4 -	1:27.656	1.079	81.27	16:49:21.403
5 -	1:27.175 (3)	0.598	81.72	16:50:48.578
6 -	1:29.430	2.853	79.66	16:52:18.008
7 -	1:27.316	0.739	81.59	16:53:45.324
8 -	1:27.866	1.289	81.08	16:55:13.190
9 -	1:27.057 (2)	0.480	81.83	16:56:40.247
10 -	1:29.315	2.738	79.76	16:58:09.562
11 -	1:26.577 (1)		82.29	16:59:36.139

P11 72 Matt LUFF

LAP	LAP TIME	DIFF	MPH	TIME OF DAY
1 -	1:35.271	9.008	74.78	16:44:53.378
2 -	1:28.214	1.951	80.76	16:46:21.592
3 -	1:27.632	1.369	81.30	16:47:49.224
4 -	1:26.496 (2)	0.233	82.36	16:49:15.720
5 -	1:26.263 (1)		82.59	16:50:41.983
6 -	1:36.529	10.266	73.80	16:52:18.512
7 -	1:27.131	0.868	81.76	16:53:45.643
8 -	1:28.436	2.173	80.56	16:55:14.079
9 -	1:28.241	1.978	80.74	16:56:42.320
10 -	1:29.195	2.932	79.87	16:58:11.515
11 -	1:27.001 (3)	0.738	81.89	16:59:38.516

P12 22 Owen MILLS

LAP	LAP TIME	DIFF	MPH	TIME OF DAY
1 -	1:35.844	8.442	74.33	16:44:53.951
2 -	1:28.220	0.818	80.75	16:46:22.171
3 -	1:29.017	1.615	80.03	16:47:51.188
4 -	1:28.270	0.868	80.71	16:49:19.458
5 -	1:28.325	0.923	80.66	16:50:47.783
6 -	1:30.482	3.080	78.74	16:52:18.265
7 -	1:28.005 (3)	0.603	80.95	16:53:46.270
8 -	1:28.633	1.231	80.38	16:55:14.903
9 -	1:27.461 (2)	0.059	81.46	16:56:42.364
10 -	1:29.068	1.666	79.99	16:58:11.432
11 -	1:27.402 (1)		81.51	16:59:38.834

P13 27 Luke PULLEN

LAP	LAP TIME	DIFF	MPH	TIME OF DAY
1 -	1:36.691	9.652	73.68	16:44:54.798
2 -	1:32.268	5.229	77.21	16:46:27.066
3 -	1:28.333	1.294	80.65	16:47:55.399
4 -	1:28.191	1.152	80.78	16:49:23.590
5 -	1:27.039 (1)		81.85	16:50:50.629
6 -	1:27.980 (3)	0.941	80.98	16:52:18.609
7 -	1:28.014	0.975	80.94	16:53:46.623
8 -	1:29.875	2.836	79.27	16:55:16.498
9 -	1:28.944	1.905	80.10	16:56:45.442
10 -	1:27.907 (2)	0.868	81.04	16:58:13.349
11 -	1:28.551	1.512	80.45	16:59:41.900

DIFF = Difference To Personal Best Lap

P14 222 Michael GREEN				
LAP	LAP TIME	DIFF	MPH	TIME OF DAY
1 -	1:37.303	9.902	73.22	16:44:55.410
2 -	1:27.820 (2)	0.419	81.12	16:46:23.230
3 -	1:29.205	1.804	79.86	16:47:52.435
4 -	1:27.401 (1)		81.51	16:49:19.836
5 -	1:28.571	1.170	80.43	16:50:48.407
6 -	1:30.123	2.722	79.05	16:52:18.530
7 -	1:28.909	1.508	80.13	16:53:47.439
8 -	1:27.978 (3)	0.577	80.98	16:55:15.417
9 -	1:30.512	3.111	78.71	16:56:45.929
10 -	1:28.487	1.086	80.51	16:58:14.416
11 -	1:28.017	0.616	80.94	16:59:42.433

P15 6 Benn SIMMS (R)

LAP	LAP TIME	DIFF	MPH	TIME OF DAY
1 -	1:44.490	16.479	68.18	16:45:02.597
2 -	1:31.275	3.264	78.05	16:46:33.872
3 -	1:29.077	1.066	79.98	16:48:02.949
4 -	1:28.011 (1)		80.95	16:49:30.960
5 -	1:29.018	1.007	80.03	16:50:59.978
6 -	1:28.772	0.761	80.25	16:52:28.750
7 -	1:29.128	1.117	79.93	16:53:57.878
8 -	1:28.131 (2)	0.120	80.84	16:55:26.009
9 -	1:28.315	0.304	80.67	16:56:54.324
10 -	1:28.238 (3)	0.227	80.74	16:58:22.562
11 -	1:29.006	0.995	80.04	16:59:51.568

P16 3 Richard WOOTTEN

LAP	LAP TIME	DIFF	MPH	TIME OF DAY
1 -	1:42.396	14.530	69.57	16:45:00.503
2 -	1:28.223	0.357	80.75	16:46:28.726
3 -	1:28.766	0.900	80.26	16:47:57.492
4 -	1:28.001 (2)	0.135	80.96	16:49:25.493
5 -	1:27.866 (1)		81.08	16:50:53.359
6 -	1:30.415	2.549	78.79	16:52:23.774
7 -	1:28.206 (3)	0.340	80.77	16:53:51.980
8 -	1:30.429	2.563	78.78	16:55:22.409
9 -	1:30.215	2.349	78.97	16:56:52.624
10 -	1:30.256	2.390	78.93	16:58:22.880
11 -	1:29.333	1.467	79.75	16:59:52.213

P17 29 Adam CRAIG

LAP	LAP TIME	DIFF	MPH	TIME OF DAY
1 -	1:46.021	19.270	67.20	16:45:04.128
2 -	1:37.653	10.902	72.95	16:46:41.781
3 -	1:28.732	1.981	80.29	16:48:10.513
4 -	1:28.076	1.325	80.89	16:49:38.589
5 -	1:27.732	0.981	81.20	16:51:06.321
6 -	1:28.896	2.145	80.14	16:52:35.217
7 -	1:27.687	0.936	81.25	16:54:02.904
8 -	1:27.380 (2)	0.629	81.53	16:55:30.284
9 -	1:26.751 (1)		82.12	16:56:57.035
10 -	1:29.196	2.445	79.87	16:58:26.231
11 -	1:27.598 (3)	0.847	81.33	16:59:53.829

P18 67 Clive CHISNALL (M)

LAP	LAP TIME	DIFF	MPH	TIME OF DAY
1 -	1:40.906	12.479	70.60	16:44:59.013
2 -	1:29.659	1.232	79.46	16:46:28.672

Donington Park National
 Circuit Length = 1.9790 miles
 Start: 16:43 Flag 16:59 End: 17:01

Weather / Track : Cloudy / Dry

BRSCC Mazda MX-5 Championship

RACE 19 - LAP ANALYSIS

DIFF = Difference To Personal Best Lap

3 -	1:30.577	2.150	78.65	16:47:59.249
4 -	1:29.873	1.446	79.27	16:49:29.122
5 -	1:29.744	1.317	79.38	16:50:58.866
6 -	1:30.146	1.719	79.03	16:52:29.012
7 -	1:29.257 (3)	0.830	79.82	16:53:58.269
8 -	1:28.427 (1)		80.57	16:55:26.696
9 -	1:29.377	0.950	79.71	16:56:56.073
10 -	1:30.469	2.042	78.75	16:58:26.542
11 -	1:28.849 (2)	0.422	80.18	16:59:55.391

P19 31 Bryn GRIFFITHS (M)

LAP	LAP TIME	DIFF	MPH	TIME OF DAY
1 -	1:39.675	10.520	71.47	16:44:57.782
2 -	1:30.593	1.438	78.64	16:46:28.375
3 -	1:30.626	1.471	78.61	16:47:59.001
4 -	1:29.674	0.519	79.45	16:49:28.675
5 -	1:30.982	1.827	78.30	16:50:59.657
6 -	1:30.061	0.906	79.10	16:52:29.718
7 -	1:29.338 (3)	0.183	79.74	16:53:59.056
8 -	1:29.258 (2)	0.103	79.82	16:55:28.314
9 -	1:29.155 (1)		79.91	16:56:57.469
10 -	1:29.367	0.212	79.72	16:58:26.836
11 -	1:30.239	1.084	78.95	16:59:57.075

P20 143 Jack WILLMOTT

LAP	LAP TIME	DIFF	MPH	TIME OF DAY
1 -	1:38.291	10.961	72.48	16:44:56.398
2 -	1:27.330 (1)		81.58	16:46:23.728
3 -	1:30.737	3.407	78.51	16:47:54.465
4 -	1:29.637	2.307	79.48	16:49:24.102
5 -	1:29.041 (3)	1.711	80.01	16:50:53.143
6 -	1:28.389 (2)	1.059	80.60	16:52:21.532
7 -	1:29.519	2.189	79.58	16:53:51.051
8 -	1:30.651	3.321	78.59	16:55:21.702
9 -	1:30.449	3.119	78.76	16:56:52.151
10 -	1:29.460	2.130	79.64	16:58:21.611
11 -	1:37.323	9.993	73.20	16:59:58.934

P21 5 Nick LE DOYEN (M)

LAP	LAP TIME	DIFF	MPH	TIME OF DAY
1 -	1:45.795	16.560	67.34	16:45:03.902
2 -	1:33.358	4.123	76.31	16:46:37.260
3 -	1:29.759	0.524	79.37	16:48:07.019
4 -	1:30.641	1.406	78.60	16:49:37.660
5 -	1:31.455	2.220	77.90	16:51:09.115
6 -	1:30.311	1.076	78.89	16:52:39.426
7 -	1:30.526	1.291	78.70	16:54:09.952
8 -	1:29.235 (1)		79.84	16:55:39.187
9 -	1:29.750 (3)	0.515	79.38	16:57:08.937
10 -	1:29.709 (2)	0.474	79.41	16:58:38.646
11 -	1:30.133	0.898	79.04	17:00:08.779

P22 15 Brandon ABRAHAM

LAP	LAP TIME	DIFF	MPH	TIME OF DAY
1 -	1:46.331	18.023	67.00	16:45:04.438
2 -	1:38.544	10.236	72.29	16:46:42.982
3 -	1:30.172	1.864	79.01	16:48:13.154
4 -	1:29.070	0.762	79.98	16:49:42.224
5 -	1:28.601 (2)	0.293	80.41	16:51:10.825
6 -	1:31.102	2.794	78.20	16:52:41.927
7 -	1:30.223	1.915	78.96	16:54:12.150

DIFF = Difference To Personal Best Lap

8 -	1:28.821 (3)	0.513	80.21	16:55:40.971
9 -	1:36.858	8.550	73.55	16:57:17.829
10 -	1:28.897	0.589	80.14	16:58:46.726
11 -	1:28.308 (1)		80.67	17:00:15.034

P23 68 Ashley HEATH (M)

LAP	LAP TIME	DIFF	MPH	TIME OF DAY
1 -	1:43.640	12.486	68.74	16:45:01.747
2 -	1:31.865 (2)	0.711	77.55	16:46:33.612
3 -	1:32.501	1.347	77.02	16:48:06.113
4 -	1:32.169	1.015	77.29	16:49:38.282
5 -	1:32.319	1.165	77.17	16:51:10.601
6 -	1:32.317	1.163	77.17	16:52:42.918
7 -	1:32.886	1.732	76.70	16:54:15.804
8 -	1:32.471	1.317	77.04	16:55:48.275
9 -	1:32.042 (3)	0.888	77.40	16:57:20.317
10 -	1:31.154 (1)		78.16	16:58:51.471
11 -	1:33.178	2.024	76.46	17:00:24.649

P24 70 Michael PEARCE

LAP	LAP TIME	DIFF	MPH	TIME OF DAY
1 -	1:46.335	15.865	67.00	16:45:04.442
2 -	1:34.458	3.988	75.42	16:46:38.900
3 -	1:32.143	1.673	77.32	16:48:11.043
4 -	1:30.894	0.424	78.38	16:49:41.937
5 -	1:37.297	6.827	73.22	16:51:19.234
6 -	1:30.645 (2)	0.175	78.59	16:52:49.879
7 -	1:33.542	3.072	76.16	16:54:23.421
8 -	1:31.554	1.084	77.81	16:55:54.975
9 -	1:30.470 (1)		78.75	16:57:25.445
10 -	1:30.844 (3)	0.374	78.42	16:58:56.289
11 -	1:31.670	1.200	77.72	17:00:27.959

P25 90 Bruce ROBINSON (M)

LAP	LAP TIME	DIFF	MPH	TIME OF DAY
1 -	1:43.014	12.395	69.16	16:45:01.121
2 -	1:33.627	3.008	76.09	16:46:34.748
3 -	1:31.638 (2)	1.019	77.74	16:48:06.386
4 -	1:32.287	1.668	77.20	16:49:38.673
5 -	1:35.463	4.844	74.63	16:51:14.136
6 -	1:32.851	2.232	76.73	16:52:46.987
7 -	1:35.772	5.153	74.39	16:54:22.759
8 -	1:33.177	2.558	76.46	16:55:55.936
9 -	1:30.619 (1)		78.62	16:57:26.555
10 -	1:31.653 (3)	1.034	77.73	16:58:58.208
11 -	1:32.752	2.133	76.81	17:00:30.960

P26 264 William BREAME

LAP	LAP TIME	DIFF	MPH	TIME OF DAY
1 -	1:42.141	10.770	69.75	16:45:00.248
2 -	1:31.761	0.390	77.64	16:46:32.009
3 -	1:31.511 (2)	0.140	77.85	16:48:03.520
4 -	1:31.371 (1)		77.97	16:49:34.891
5 -	1:39.545	8.174	71.57	16:51:14.436
6 -	1:31.966	0.595	77.47	16:52:46.402
7 -	1:35.815	4.444	74.35	16:54:22.217
8 -	1:31.605 (3)	0.234	77.77	16:55:53.822
9 -	1:31.879	0.508	77.54	16:57:25.701
10 -	1:31.810	0.439	77.60	16:58:57.511
11 -	1:35.702	4.331	74.44	17:00:33.213

Weather / Track : Cloudy / Dry

Donington Park National
Circuit Length = 1.9790 miles
Start: 16:43 Flag 16:59 End: 17:01

BRSCC Mazda MX-5 Championship

RACE 19 - LAP ANALYSIS

DIFF = Difference To Personal Best Lap

P27 25 Stephen NEW				
LAP	LAP TIME	DIFF	MPH	TIME OF DAY
1 -	1:47.766	16.227	66.11	16:45:05.873
2 -	1:36.569	5.030	73.77	16:46:42.442
3 -	1:31.539 (1)		77.83	16:48:13.981
4 -	1:34.200	2.661	75.63	16:49:48.181
5 -	1:31.805 (3)	0.266	77.60	16:51:19.986
6 -	1:32.351	0.812	77.14	16:52:52.337
7 -	1:33.189	1.650	76.45	16:54:25.526
8 -	1:32.161	0.622	77.30	16:55:57.687
9 -	1:31.805 (3)	0.266	77.60	16:57:29.492
10 -	1:31.567 (2)	0.028	77.80	16:59:01.059
11 -	1:33.358	1.819	76.31	17:00:34.417

P28 28 Chris WATTS				
LAP	LAP TIME	DIFF	MPH	TIME OF DAY
1 -	1:45.290	13.738	67.66	16:45:03.397
2 -	1:31.943 (3)	0.391	77.48	16:46:35.340
3 -	1:32.822	1.270	76.75	16:48:08.162
4 -	1:33.551	1.999	76.15	16:49:41.713
5 -	1:34.220	2.668	75.61	16:51:15.933
6 -	1:31.552 (1)		77.82	16:52:47.485
7 -	1:36.528	4.976	73.80	16:54:24.013
8 -	1:33.933	2.381	75.84	16:55:57.946
9 -	1:32.084	0.532	77.37	16:57:30.030
10 -	1:31.792 (2)	0.240	77.61	16:59:01.822
11 -	1:33.407	1.855	76.27	17:00:35.229

P29 73 Beau PARRY				
LAP	LAP TIME	DIFF	MPH	TIME OF DAY
1 -	1:47.479	15.941	66.28	16:45:05.586
2 -	1:35.807	4.269	74.36	16:46:41.393
3 -	1:31.538 (1)		77.83	16:48:12.931
4 -	1:34.818	3.280	75.14	16:49:47.749
5 -	1:33.764	2.226	75.98	16:51:21.513
6 -	1:32.025 (3)	0.487	77.42	16:52:53.538
7 -	1:32.873	1.335	76.71	16:54:26.411
8 -	1:32.038	0.500	77.40	16:55:58.449
9 -	1:33.496	1.958	76.20	16:57:31.945
10 -	1:31.781 (2)	0.243	77.62	16:59:03.726
11 -	1:32.661	1.123	76.88	17:00:36.387

P30 2 Jake STYLES				
LAP	LAP TIME	DIFF	MPH	TIME OF DAY
1 -	1:49.803	18.391	64.88	16:45:07.910
2 -	1:35.914	4.502	74.28	16:46:43.824
3 -	1:33.349	1.937	76.32	16:48:17.173
4 -	1:34.317	2.905	75.53	16:49:51.490
5 -	1:32.727	1.315	76.83	16:51:24.217
6 -	1:32.586	1.174	76.95	16:52:56.803
7 -	1:32.812	1.400	76.76	16:54:29.615
8 -	1:32.544	1.132	76.98	16:56:02.159
9 -	1:31.412 (1)		77.93	16:57:33.571
10 -	1:31.478 (2)	0.066	77.88	16:59:05.049
11 -	1:31.737 (3)	0.325	77.66	17:00:36.786

P31 85 Anthony PETTIGREW				
LAP	LAP TIME	DIFF	MPH	TIME OF DAY
1 -	1:50.103	19.367	64.70	16:45:08.210
2 -	1:37.562	6.826	73.02	16:46:45.772

DIFF = Difference To Personal Best Lap

3 -	1:34.058	3.322	75.74	16:48:19.830
4 -	1:32.685	1.949	76.86	16:49:52.515
5 -	1:32.348	1.612	77.14	16:51:24.863
6 -	1:32.352	1.616	77.14	16:52:57.215
7 -	1:34.458	3.722	75.42	16:54:31.673
8 -	1:32.628	1.892	76.91	16:56:04.301
9 -	1:31.444 (2)	0.708	77.91	16:57:35.745
10 -	1:30.736 (1)		78.52	16:59:06.481
11 -	1:32.080 (3)	1.344	77.37	17:00:38.561

P32 38 Andrew DEAN				
LAP	LAP TIME	DIFF	MPH	TIME OF DAY
1 -	1:46.790	14.576	66.71	16:45:04.897
2 -	1:37.827	5.613	72.82	16:46:42.724
3 -	1:33.902	1.688	75.87	16:48:16.626
4 -	1:35.062	2.848	74.94	16:49:51.688
5 -	1:32.910	0.696	76.68	16:51:24.598
6 -	1:32.664 (3)	0.450	76.88	16:52:57.262
7 -	1:33.100	0.886	76.52	16:54:30.362
8 -	1:32.214 (1)		77.26	16:56:02.576
9 -	1:32.837	0.623	76.74	16:57:35.413
10 -	1:32.325 (2)	0.111	77.16	16:59:07.738
11 -	1:35.968	3.754	74.23	17:00:43.706

P33 78 Richard BARTLETT (M)				
LAP	LAP TIME	DIFF	MPH	TIME OF DAY
1 -	1:40.660	10.950	70.77	16:44:58.767
2 -	1:31.247	1.537	78.08	16:46:30.014
3 -	1:29.710 (1)		79.41	16:47:59.724
4 -	1:31.016	1.306	78.27	16:49:30.740
5 -	1:30.376 (2)	0.666	78.83	16:51:01.116
6 -	1:49.040	19.330	65.33	16:52:50.156
7 -	1:34.598	4.888	75.31	16:54:24.754
8 -	1:32.217	2.507	77.25	16:55:56.971
9 -	1:30.565 (3)	0.855	78.66	16:57:27.536
10 -	1:31.178	1.468	78.13	16:58:58.714
11 -	1:46.257	16.547	67.05	17:00:44.971

P34 75 Robert BOND				
LAP	LAP TIME	DIFF	MPH	TIME OF DAY
1 -	1:48.692	14.638	65.54	16:45:06.799
2 -	1:38.684	4.630	72.19	16:46:45.483
3 -	1:34.054 (1)		75.75	16:48:19.537
4 -	1:54.840	20.786	62.03	16:50:14.377
5 -	1:37.163	3.109	73.32	16:51:51.540
6 -	1:36.156	2.102	74.09	16:53:27.696
7 -	1:36.476	2.422	73.84	16:55:04.172
8 -	1:35.772	1.718	74.39	16:56:39.944
9 -	1:35.639 (3)	1.585	74.49	16:58:15.583
10 -	1:35.520 (2)	1.466	74.58	16:59:51.103

P35 93 Jack BREWER				
LAP	LAP TIME	DIFF	MPH	TIME OF DAY
1 -	1:32.708	6.572	76.85	16:44:50.815
2 -	1:27.011 (2)	0.875	81.88	16:46:17.826
3 -	1:31.014	4.878	78.28	16:47:48.840
4 -	1:27.669	1.533	81.26	16:49:16.509
5 -	1:26.136 (1)		82.71	16:50:42.645
6 -	1:28.934	2.798	80.11	16:52:11.579
7 -	1:28.264	2.128	80.71	16:53:39.843
8 -	1:28.816	2.680	80.21	16:55:08.659

Donington Park National
 Circuit Length = 1.9790 miles
 Start: 16:43 Flag 16:59 End: 17:01

Weather / Track : Cloudy / Dry

BRSCC Mazda MX-5 Championship

RACE 19 - LAP ANALYSIS

DIFF = Difference To Personal Best Lap

9 -	1:27.213 (3)	1.077	81.69	16:56:35.872
10 -	1:39.477 P	13.341	71.62	16:58:15.349

P36 43 Joseph WILLMOTT

LAP	LAP TIME	DIFF	MPH	TIME OF DAY
1 -	1:40.004	12.395	71.24	16:44:58.111
2 -	1:27.609 (1)		81.32	16:46:25.720
3 -	1:29.403	1.794	79.69	16:47:55.123
4 -	1:29.233 (3)	1.624	79.84	16:49:24.356
5 -	1:29.892	2.283	79.25	16:50:54.248
6 -	1:27.682 (2)	0.073	81.25	16:52:21.930
7 -	1:29.569	1.960	79.54	16:53:51.499
8 -	1:31.145	3.536	78.16	16:55:22.644
9 -	1:29.882	2.273	79.26	16:56:52.526
10 -	1:29.505	1.896	79.60	16:58:22.031

P37 37 Tim DORE (M)

LAP	LAP TIME	DIFF	MPH	TIME OF DAY
1 -	1:35.795	7.600	74.37	16:44:53.902
2 -	1:28.531 (2)	0.336	80.47	16:46:22.433
3 -	1:41.758	13.563	70.01	16:48:04.191
4 -	1:29.713 (3)	1.518	79.41	16:49:33.904
5 -	1:28.195 (1)		80.78	16:51:02.099
6 -	1:34.978	6.783	75.01	16:52:37.077
7 -	2:22.313 P	54.118	50.06	16:54:59.390

P38 55 Matt POLLARD

LAP	LAP TIME	DIFF	MPH	TIME OF DAY
1 -	1:34.130	8.174	75.68	16:44:52.237
2 -	1:25.956 (1)		82.88	16:46:18.193
3 -	1:29.224	3.268	79.85	16:47:47.417
4 -	1:26.861 (2)	0.905	82.02	16:49:14.278
5 -	1:28.036 (3)	2.080	80.92	16:50:42.314
6 -	1:28.488	2.532	80.51	16:52:10.802

P39 19 Richard AMOS

LAP	LAP TIME	DIFF	MPH	TIME OF DAY
1 -	1:33.823 (3)	7.131	75.93	16:44:51.930
2 -	1:26.692 (1)		82.18	16:46:18.622
3 -	1:31.580 (2)	4.888	77.79	16:47:50.202

BRSCC Mazda MX-5 Championship

RACE 19 - STATISTICS

Competitors Started 39
Planned Start 2020-08-23 @ 16:25:00.000
Actual Start 2020-08-23 @ 16:43:18.107
Finish Time 2020-08-23 @ 16:59:14.674
Track Length 1.9790mi.
Total Laps 409
Total Distance Covered 809.4385mi.

Session Fastest Lap History

NO	NAME	LAP TIME	TIME OF DAY	LAP	VEHICLE
41	Joe WIGGIN	1:31.004	16:44:49.115	1	Mazda MX-5 Mk1
41	Joe WIGGIN	1:26.215	16:46:15.330	2	Mazda MX-5 Mk1
63	Oliver ALLWOOD	1:26.181	16:46:15.539	2	Mazda MX-5 Mk1
55	Matt POLLARD	1:25.956	16:46:18.195	2	Mazda MX-5 Mk1

Session Leader History

NO	NAME	FROM LAP	LAPS LED	DISTANCE	VEHICLE
41	Joe WIGGIN	1	11	21.73 miles	Mazda MX-5 Mk1

Flag History

TYPE	TIME OF DAY
GREEN	16:43:18.107
FINISH	16:59:14.674

Flag Statistics

TYPE	COUNT	TOTAL LAPS	TOTAL TIME
Green	1	11	18:10.950
Red	0	0	0.000
Safety Car	0	0	0.000
FCY	0	0	0.000

Weather / Track : Cloudy / Dry

Results can be found at www.tsl-timing.com

Donington Park National
Circuit Length = 1.9790 miles
Start: 16:43 Flag 16:59 End: 17:01

Printed - 17:11 Sunday, 23 August 2020