



BRSCC MAZDA MX-5 SUPERCUP

Donington Park National Circuit

23rd August 2020



Results Provided by Timing Solutions Ltd
www.tsl-timing.com



BRSCC Mazda MX-5 Supercup

QUALIFYING - CLASSIFICATION

POS	NO	CL	PIC NAME	ENTRY	TIME	ON	LAPS	GAP	DIFF	MPH
1	8	Pro	1 Samuel SMITH	Mazda MX-5 Mk3	1:22.356	7	11			86.51
2	43	Pro	2 Jack HARDING	Mazda MX-5 Mk3	1:22.362	9	11	0.006	0.006	86.50
3	1	Pro	3 Luke HERBERT	Mazda MX-5 Mk3	1:22.934	8	11	0.578	0.572	85.90
4	29*	Pro	4 Patrick FLETCHER	Mazda MX-5 Mk3	1:23.010	9	11	0.654	0.076	85.82
5	24*	Pro	5 James COSSINS	Mazda MX-5 Mk3	1:23.015	6	10	0.659	0.005	85.82
6	23	Pro	6 Martin TOLLEY (M)	Mazda MX-5 Mk3	1:23.046	6	11	0.690	0.031	85.79
7	69*	Pro	7 Abbie EATON	Mazda MX-5 Mk3	1:23.117	10	11	0.761	0.071	85.71
8	5	Pro	8 John LANGRIDGE	Mazda MX-5 Mk3	1:23.179	9	11	0.823	0.062	85.65
9	82*	Pro	9 Michael KNIBBS	Mazda MX-5 Mk3	1:23.231	6	10	0.875	0.052	85.60
10	116*	Pro	10 Simon BALDWIN (M)	Mazda MX-5 Mk3	1:23.233	7	11	0.877	0.002	85.59
11	223*	Pro	11 Garry TOWNSEND (M)	Mazda MX-5 Mk3	1:23.275	6	11	0.919	0.042	85.55
12	12*	Pro	12 Declan LEE	Mazda MX-5 Mk3	1:23.285	5	10	0.929	0.010	85.54
13	17	Pro	13 Nicholas DUNN	Mazda MX-5 Mk3	1:23.414	9	11	1.058	0.129	85.41
14	91	Pro	14 Jack SYCAMORE	Mazda MX-5 Mk3	1:23.459	9	11	1.103	0.045	85.36
15	4	Pro	15 Adam BESSELL	Mazda MX-5 Mk3	1:23.580	4	10	1.224	0.121	85.24
16	36*	Pro	16 David HENDERSON	Mazda MX-5 Mk3	1:23.654	4	10	1.298	0.074	85.16
17	107*	Pro	17 Sam BAILEY (M)	Mazda MX-5 Mk3	1:23.668	10	11	1.312	0.014	85.15
18	16	Pro	18 Matt PICKFORD (M)	Mazda MX-5 Mk3	1:24.044	6	11	1.688	0.376	84.77
19	15	Club	1 Clive POWLES (M)	Mazda MX-5 Mk3	1:24.074	4	11	1.718	0.030	84.74
20	96	Pro	19 Christopher RICHARDSON	Mazda MX-5 Mk3	1:24.087	9	11	1.731	0.013	84.72
21	10	Pro	20 Brayden FLETCHER	Mazda MX-5 Mk3	1:24.149	4	11	1.793	0.062	84.66
22	99*	Pro	21 Nick RUTTER (M)	Mazda MX-5 Mk3	1:24.381	9	10	2.025	0.232	84.43
23	55	Pro	22 Simon FLEET (M)	Mazda MX-5 Mk3	1:24.459	7	11	2.103	0.078	84.35
24	11	Pro	23 Martin PLOWMAN	Mazda MX-5 Mk3	1:24.474	3	3	2.118	0.015	84.34
25	70*	Club	2 Xavier BROOKE (M)	Mazda MX-5 Mk3	1:25.025	10	11	2.669	0.551	83.79
26	33	Pro	24 Kelvin FLETCHER	Mazda MX-5 Mk3	1:25.138	5	10	2.782	0.113	83.68
27	112	Club	3 David OREILLY (M)	Mazda MX-5 Mk3	1:26.163	9	10	3.807	1.025	82.68
28	19	Club	4 Liz WALTON (M)	Mazda MX-5 Mk3	1:26.220	9	11	3.864	0.057	82.63
29	26*	Club	5 Duncan HARRIS (M)	Mazda MX-5 Mk3	1:26.333	2	10	3.977	0.113	82.52
30	66	Pro	25 Martin HEATH	Mazda MX-5 Mk3	1:26.850	7	10	4.494	0.517	82.03
31	77*	Club	6 Seamus HEANEY	Mazda MX-5 Mk3	1:29.188	6	10	6.832	2.338	79.88

* Cars 26 & 107 please fit a working transponder. Motorsport UK regulation Q12.2.1
 No. 24, 29, 36, 69, 70, 77, 82, 99, 116, 223 - 1 Lap time disallowed; exceeding track limits.
 No. 12 - 2 Lap times disallowed; exceeding track limits.

Donington Park National
 Circuit Length = 1.9790 miles
 Start: 09:35 Flag 09:50 End: 09:52

Weather / Track : Sunny / Dry

These results are provisional until the conclusion of any judicial and technical matters.

Clerk Of Course :

Steward :

Timekeeper :


BRSCC Mazda MX-5 Supercup
QUALIFYING - 2ND FASTEST CLASSIFICATION

POS	NO	CL	PIC NAME	ENTRY	TIME	ON	LAPS	GAP	DIFF	MPH
1	8	Pro	1 Samuel SMITH	Mazda MX-5 Mk3	1:22.607	6	11			86.24
2	43	Pro	2 Jack HARDING	Mazda MX-5 Mk3	1:22.703	10	11	0.096	0.096	86.14
3	29*	Pro	3 Patrick FLETCHER	Mazda MX-5 Mk3	1:23.049	6	11	0.442	0.346	85.78
4	1	Pro	4 Luke HERBERT	Mazda MX-5 Mk3	1:23.107	9	11	0.500	0.058	85.72
5	69*	Pro	5 Abbie EATON	Mazda MX-5 Mk3	1:23.121	7	11	0.514	0.014	85.71
6	24*	Pro	6 James COSSINS	Mazda MX-5 Mk3	1:23.208	7	10	0.601	0.087	85.62
7	23	Pro	7 Martin TOLLEY (M)	Mazda MX-5 Mk3	1:23.383	3	11	0.776	0.175	85.44
8	12*	Pro	8 Declan LEE	Mazda MX-5 Mk3	1:23.422	7	10	0.815	0.039	85.40
9	82*	Pro	9 Michael KNIBBS	Mazda MX-5 Mk3	1:23.437	9	10	0.830	0.015	85.38
10	17	Pro	10 Nicholas DUNN	Mazda MX-5 Mk3	1:23.452	3	11	0.845	0.015	85.37
11	91	Pro	11 Jack SYCAMORE	Mazda MX-5 Mk3	1:23.464	3	11	0.857	0.012	85.36
12	116*	Pro	12 Simon BALDWIN (M)	Mazda MX-5 Mk3	1:23.606	10	11	0.999	0.142	85.21
13	5	Pro	13 John LANGRIDGE	Mazda MX-5 Mk3	1:23.650	11	11	1.043	0.044	85.17
14	223*	Pro	14 Garry TOWNSEND (M)	Mazda MX-5 Mk3	1:23.699	10	11	1.092	0.049	85.12
15	4	Pro	15 Adam BESSELL	Mazda MX-5 Mk3	1:23.742	5	10	1.135	0.043	85.07
16	96	Pro	16 Christopher RICHARDSON	Mazda MX-5 Mk3	1:24.161	3	11	1.554	0.419	84.65
17	10	Pro	17 Brayden FLETCHER	Mazda MX-5 Mk3	1:24.176	8	11	1.569	0.015	84.63
18	15	Club	1 Clive POWLES (M)	Mazda MX-5 Mk3	1:24.283	3	11	1.676	0.107	84.53
19	107*	Pro	18 Sam BAILEY (M)	Mazda MX-5 Mk3	1:24.315	8	11	1.708	0.032	84.50
20	16	Pro	19 Matt PICKFORD (M)	Mazda MX-5 Mk3	1:24.405	7	11	1.798	0.090	84.41
21	36*	Pro	20 David HENDERSON	Mazda MX-5 Mk3	1:24.656	3	10	2.049	0.251	84.15
22	55	Pro	21 Simon FLEET (M)	Mazda MX-5 Mk3	1:24.746	3	11	2.139	0.090	84.07
23	99*	Pro	22 Nick RUTTER (M)	Mazda MX-5 Mk3	1:24.762	8	10	2.155	0.016	84.05
24	70*	Club	2 Xavier BROOKE (M)	Mazda MX-5 Mk3	1:25.500	9	11	2.893	0.738	83.32
25	33	Pro	23 Kelvin FLETCHER	Mazda MX-5 Mk3	1:25.839	4	10	3.232	0.339	83.00
26	19	Club	3 Liz WALTON (M)	Mazda MX-5 Mk3	1:26.248	3	11	3.641	0.409	82.60
27	112	Club	4 David OREILLY (M)	Mazda MX-5 Mk3	1:26.286	4	10	3.679	0.038	82.57
28	66	Pro	24 Martin HEATH	Mazda MX-5 Mk3	1:27.030	9	10	4.423	0.744	81.86
29	26*	Club	5 Duncan HARRIS (M)	Mazda MX-5 Mk3	1:27.156	4	10	4.549	0.126	81.74
30	11	Pro	25 Martin PLOWMAN	Mazda MX-5 Mk3	1:27.943	2	3	5.336	0.787	81.01
31	77*	Club	6 Seamus HEANEY	Mazda MX-5 Mk3	1:30.154	3	10	7.547	2.211	79.02

* Cars 26 & 107 please fit a working transponder. Motorsport UK regulation Q12.2.1
 No. 24, 29, 36, 69, 70, 77, 82, 99, 116, 223 - 1 Lap time disallowed; exceeding track limits.
 No. 12 - 2 Lap times disallowed; exceeding track limits.

Donington Park National
 Circuit Length = 1.9790 miles
 Start: 09:35 Flag 09:50 End: 09:52

Weather / Track : Sunny / Dry

These results are provisional until the conclusion of any judicial and technical matters.

Clerk Of Course :	Steward :	Timekeeper :
-------------------	-----------	--------------

BRSCC Mazda MX-5 Supercup

QUALIFYING - LAP ANALYSIS

DIFF = Difference To Personal Best Lap

P1 8 Samuel SMITH				
LAP	LAP TIME	DIFF	MPH	TIME OF DAY
1 -	1:30.133	7.777	79.04	09:36:52.374
2 -	1:23.798	1.442	85.02	09:38:16.172
3 -	1:23.109	0.753	85.72	09:39:39.281
4 -	1:22.772 (3)	0.416	86.07	09:41:02.053
5 -	1:31.271	8.915	78.06	09:42:33.324
6 -	1:22.607 (2)	0.251	86.24	09:43:55.931
7 -	1:22.356 (1)		86.51	09:45:18.287
8 -	1:25.534	3.178	83.29	09:46:43.821
9 -	1:22.872	0.516	85.97	09:48:06.693
10 -	1:32.107	9.751	77.35	09:49:38.800
11 -	1:31.438 P	9.082	77.91	09:51:10.238

P2 43 Jack HARDING				
LAP	LAP TIME	DIFF	MPH	TIME OF DAY
1 -	1:33.923	11.561	75.85	09:36:54.948
2 -	1:23.930	1.568	84.88	09:38:18.878
3 -	1:23.583	1.221	85.24	09:39:42.461
4 -	1:23.313	0.951	85.51	09:41:05.774
5 -	1:23.150	0.788	85.68	09:42:28.924
6 -	1:24.874	2.512	83.94	09:43:53.798
7 -	1:22.940 (3)	0.578	85.90	09:45:16.738
8 -	1:34.545	12.183	75.35	09:46:51.283
9 -	1:22.362 (1)		86.50	09:48:13.645
10 -	1:22.703 (2)	0.341	86.14	09:49:36.348
11 -	1:35.123 P	12.761	74.89	09:51:11.471

P3 1 Luke HERBERT				
LAP	LAP TIME	DIFF	MPH	TIME OF DAY
1 -	1:26.454	3.520	82.40	09:36:43.879
2 -	1:23.644	0.710	85.17	09:38:07.523
3 -	1:23.324	0.390	85.50	09:39:30.847
4 -	1:23.339	0.405	85.48	09:40:54.186
5 -	1:25.363	2.429	83.46	09:42:19.549
6 -	1:23.244 (3)	0.310	85.58	09:43:42.793
7 -	1:25.024	2.090	83.79	09:45:07.817
8 -	1:22.934 (1)		85.90	09:46:30.751
9 -	1:23.107 (2)	0.173	85.72	09:47:53.858
10 -	1:23.322	0.388	85.50	09:49:17.180
11 -	1:23.355	0.421	85.47	09:50:40.535

P4 29 Patrick FLETCHER				
LAP	LAP TIME	DIFF	MPH	TIME OF DAY
1 -	1:26.434	3.424	82.42	09:36:42.925
2 -	1:24.928	1.918	83.89	09:38:07.853
3 -	1:23.220 D	0.210	85.61	09:39:31.073
4 -	1:23.387	0.377	85.44	09:40:54.460
5 -	1:25.530	2.520	83.29	09:42:19.990
6 -	1:23.049 (2)	0.039	85.78	09:43:43.039
7 -	1:24.189	1.179	84.62	09:45:07.228
8 -	1:24.057	1.047	84.75	09:46:31.285
9 -	1:23.010 (1)		85.82	09:47:54.295
10 -	1:23.206 (3)	0.196	85.62	09:49:17.501
11 -	1:23.528	0.518	85.29	09:50:41.029

P5 24 James COSSINS				
LAP	LAP TIME	DIFF	MPH	TIME OF DAY
1 -	2:20.901	57.886	50.56	09:38:01.421
2 -	1:24.372	1.357	84.44	09:39:25.793

DIFF = Difference To Personal Best Lap

3 -	1:24.567	1.552	84.24	09:40:50.360
4 -	1:23.749	0.734	85.07	09:42:14.109
5 -	1:22.736 D		86.11	09:43:36.845
6 -	1:23.015 (1)		85.82	09:44:59.860
7 -	1:23.208 (2)	0.193	85.62	09:46:23.068
8 -	1:26.473	3.458	82.39	09:47:49.541
9 -	1:23.301 (3)	0.286	85.52	09:49:12.842
10 -	1:29.289	6.274	79.79	09:50:42.131

P6 23 Martin TOLLEY (M)				
LAP	LAP TIME	DIFF	MPH	TIME OF DAY
1 -	1:27.287	4.241	81.62	09:36:43.511
2 -	1:24.677	1.631	84.13	09:38:08.188
3 -	1:23.383 (2)	0.337	85.44	09:39:31.571
4 -	1:23.795 (3)	0.749	85.02	09:40:55.366
5 -	1:25.048	2.002	83.77	09:42:20.414
6 -	1:23.046 (1)		85.79	09:43:43.460
7 -	1:24.913	1.867	83.90	09:45:08.373
8 -	1:24.064	1.018	84.75	09:46:32.437
9 -	1:28.396	5.350	80.59	09:48:00.833
10 -	1:30.456	7.410	78.76	09:49:31.289
11 -	1:26.796	3.750	82.08	09:50:58.085

P7 69 Abbie EATON				
LAP	LAP TIME	DIFF	MPH	TIME OF DAY
1 -	1:30.164	7.047	79.01	09:37:02.329
2 -	1:25.306	2.189	83.51	09:38:27.635
3 -	1:24.449	1.332	84.36	09:39:52.084
4 -	1:23.661	0.544	85.16	09:41:15.745
5 -	1:23.341	0.224	85.48	09:42:39.086
6 -	1:23.158 (3)	0.041	85.67	09:44:02.244
7 -	1:23.121 (2)	0.004	85.71	09:45:25.365
8 -	1:24.007	0.890	84.81	09:46:49.372
9 -	1:23.201	0.084	85.63	09:48:12.573
10 -	1:23.117 (1)		85.71	09:49:35.690
11 -	1:23.444 D	0.027	85.69	09:50:58.834

P8 5 John LANGRIDGE				
LAP	LAP TIME	DIFF	MPH	TIME OF DAY
1 -	1:32.120	8.941	77.34	09:36:56.495
2 -	1:27.202	4.023	81.70	09:38:23.697
3 -	1:24.752	1.573	84.06	09:39:48.449
4 -	1:24.320	1.141	84.49	09:41:12.769
5 -	1:24.141	0.962	84.67	09:42:36.910
6 -	1:23.877	0.698	84.94	09:44:00.787
7 -	1:24.018	0.839	84.79	09:45:24.805
8 -	1:25.018	1.839	83.80	09:46:49.823
9 -	1:23.179 (1)		85.65	09:48:13.002
10 -	1:23.740 (3)	0.561	85.08	09:49:36.742
11 -	1:23.650 (2)	0.471	85.17	09:51:00.392

P9 82 Michael KNIBBS				
LAP	LAP TIME	DIFF	MPH	TIME OF DAY
1 -	2:23.641	1:00.410	49.60	09:37:57.481
2 -	1:24.165	0.934	84.65	09:39:21.646
3 -	1:23.453 (3)	0.222	85.37	09:40:45.099
4 -	1:26.705	3.474	82.17	09:42:11.804
5 -	1:24.532	1.301	84.28	09:43:36.336
6 -	1:23.231 (1)		85.60	09:44:59.567
7 -	1:23.939	0.708	84.87	09:46:23.506
8 -	1:25.225 D	1.994	83.59	09:47:48.731

Donington Park National
 Circuit Length = 1.9790 miles
 Start: 09:35 Flag 09:50 End: 09:52

Weather / Track : Sunny / Dry

BRSCC Mazda MX-5 Supercup

QUALIFYING - LAP ANALYSIS

DIFF = Difference To Personal Best Lap

9 -	1:23.437 (2)	0.206	85.38	09:49:12.168
10 -	1:26.580	3.349	82.28	09:50:38.748

P10 116 Simon BALDWIN (M)				
LAP	LAP TIME	DIFF	MPH	TIME OF DAY
1 -	1:31.682	8.449	77.71	09:36:53.149
2 -	1:25.022	1.789	83.79	09:38:18.171
3 -	1:24.527 D	1.294	84.28	09:39:42.698
4 -	1:24.116	0.883	84.70	09:41:06.814
5 -	1:23.665 (3)	0.432	85.15	09:42:30.479
6 -	1:23.905	0.672	84.91	09:43:54.384
7 -	1:23.233 (1)		85.59	09:45:17.617
8 -	1:23.797	0.564	85.02	09:46:41.414
9 -	1:26.190	2.957	82.66	09:48:07.604
10 -	1:23.606 (2)	0.373	85.21	09:49:31.210
11 -	1:25.134	1.901	83.68	09:50:56.344

P11 223 Garry TOWNSEND (M)				
LAP	LAP TIME	DIFF	MPH	TIME OF DAY
1 -	1:34.002	10.727	75.79	09:36:56.007
2 -	1:25.122	1.847	83.69	09:38:21.129
3 -	1:24.648	1.373	84.16	09:39:45.777
4 -	1:23.901	0.626	84.91	09:41:09.678
5 -	1:23.974	0.699	84.84	09:42:33.652
6 -	1:23.275 (1)		85.55	09:43:56.927
7 -	1:29.340 D	6.035	79.77	09:45:26.237
8 -	1:35.811	12.536	74.36	09:47:02.048
9 -	1:23.860 (3)	0.585	84.95	09:48:25.908
10 -	1:23.699 (2)	0.424	85.12	09:49:49.607
11 -	1:42.878 P	19.603	69.25	09:51:32.485

P12 12 Declan LEE				
LAP	LAP TIME	DIFF	MPH	TIME OF DAY
1 -	2:04.865	41.580	57.05	09:37:39.538
2 -	1:24.942	1.657	83.87	09:39:04.480
3 -	1:24.445	1.160	84.37	09:40:28.925
4 -	1:23.803 (3)	0.518	85.01	09:41:52.728
5 -	1:23.285 (1)		85.54	09:43:16.013
6 -	1:24.303	1.018	84.51	09:44:40.316
7 -	1:23.422 (2)	0.137	85.40	09:46:03.738
8 -	1:28.999	5.714	80.05	09:47:32.737
9 -	1:23.112 D	85.72	85.72	09:48:55.849
10 -	1:25.562 D	2.277	83.26	09:50:21.411

P13 17 Nicholas DUNN				
LAP	LAP TIME	DIFF	MPH	TIME OF DAY
1 -	1:30.613	7.199	78.62	09:36:57.122
2 -	1:25.002	1.588	83.81	09:38:22.124
3 -	1:23.452 (2)	0.038	85.37	09:39:45.576
4 -	1:23.627	0.213	85.19	09:41:09.203
5 -	1:25.696	2.282	83.13	09:42:34.899
6 -	1:23.549 (3)	0.135	85.27	09:43:58.448
7 -	1:24.061	0.647	84.75	09:45:22.509
8 -	1:24.204	0.790	84.61	09:46:46.713
9 -	1:23.414 (1)		85.41	09:48:10.127
10 -	1:24.114	0.700	84.70	09:49:34.241
11 -	1:23.550	0.136	85.27	09:50:57.791

DIFF = Difference To Personal Best Lap

P14 91 Jack SYCAMORE				
LAP	LAP TIME	DIFF	MPH	TIME OF DAY
1 -	1:32.642	9.183	76.90	09:36:56.292
2 -	1:25.337	1.878	83.48	09:38:21.629
3 -	1:23.464 (2)	0.005	85.36	09:39:45.093
4 -	1:23.761	0.302	85.05	09:41:08.854
5 -	1:23.526 (3)	0.067	85.29	09:42:32.380
6 -	1:37.724	14.265	72.90	09:44:10.104
7 -	1:24.383	0.924	84.43	09:45:34.487
8 -	1:26.409	2.950	82.45	09:47:00.896
9 -	1:23.459 (1)		85.36	09:48:24.355
10 -	1:28.312	4.853	80.67	09:49:52.667
11 -	1:31.839 P	8.380	77.57	09:51:24.506

P15 4 Adam BESSELL				
LAP	LAP TIME	DIFF	MPH	TIME OF DAY
1 -	1:32.495	8.915	77.02	09:36:59.404
2 -	1:24.568	0.988	84.24	09:38:23.972
3 -	1:25.292	1.712	83.53	09:39:49.264
4 -	1:23.580 (1)		85.24	09:41:12.844
5 -	1:23.742 (2)	0.162	85.07	09:42:36.586
6 -	1:30.845 P	7.265	78.42	09:44:07.431
7 -	2:58.631	1:35.051	39.88	09:47:06.062
8 -	1:24.031	0.451	84.78	09:48:30.093
9 -	1:23.873 (3)	0.293	84.94	09:49:53.966
10 -	1:24.874	1.294	83.94	09:51:18.840

P16 36 David HENDERSON				
LAP	LAP TIME	DIFF	MPH	TIME OF DAY
1 -	1:34.404	10.750	75.46	09:36:59.372
2 -	1:27.314	3.660	81.59	09:38:26.686
3 -	1:24.656 (2)	1.002	84.15	09:39:51.342
4 -	1:23.654 (1)		85.16	09:41:14.996
5 -	1:25.095 (3)	1.441	83.72	09:42:40.091
6 -	1:26.426 D	2.772	82.43	09:44:06.517
7 -	1:28.824	5.170	80.21	09:45:35.341
8 -	1:27.591	3.937	81.33	09:47:02.932
9 -	1:30.161 P	6.507	79.02	09:48:33.093
10 -	2:15.144	51.490	52.71	09:50:48.237

P17 107 Sam BAILEY (M)				
LAP	LAP TIME	DIFF	MPH	TIME OF DAY
1 -	1:37.207	13.539	73.29	09:37:02.609
2 -	1:29.613	5.945	79.50	09:38:32.222
3 -	1:27.593	3.925	81.33	09:39:59.815
4 -	1:24.386 (3)	0.718	84.42	09:41:24.201
5 -	1:27.834	4.166	81.11	09:42:52.035
6 -	1:24.683	1.015	84.13	09:44:16.718
7 -	1:24.614	0.946	84.20	09:45:41.332
8 -	1:24.315 (2)	0.647	84.50	09:47:05.647
9 -	1:24.998	1.330	83.82	09:48:30.645
10 -	1:23.668 (1)		85.15	09:49:54.313
11 -	1:41.710	18.042	70.04	09:51:36.023

P18 16 Matt PICKFORD (M)				
LAP	LAP TIME	DIFF	MPH	TIME OF DAY
1 -	1:34.368	10.324	75.49	09:36:57.445
2 -	1:26.796	2.752	82.08	09:38:24.241
3 -	1:25.810	1.766	83.02	09:39:50.051
4 -	1:24.598	0.554	84.21	09:41:14.649

Weather / Track : Sunny / Dry

BRSCC Mazda MX-5 Supercup

QUALIFYING - LAP ANALYSIS

DIFF = Difference To Personal Best Lap

5 -	1:24.756	0.712	84.06	09:42:39.405
6 -	1:24.044 (1)		84.77	09:44:03.449
7 -	1:24.405 (2)	0.361	84.41	09:45:27.854
8 -	1:25.362	1.318	83.46	09:46:53.216
9 -	1:24.596 (3)	0.552	84.21	09:48:17.812
10 -	1:26.113	2.069	82.73	09:49:43.925
11 -	1:25.097	1.053	83.72	09:51:09.022

P19 15 Clive POWLES (M)

LAP	LAP TIME	DIFF	MPH	TIME OF DAY
1 -	1:27.990	3.916	80.97	09:36:46.712
2 -	1:25.046	0.972	83.77	09:38:11.758
3 -	1:24.283 (2)	0.209	84.53	09:39:36.041
4 -	1:24.074 (1)		84.74	09:41:00.115
5 -	1:25.807	1.733	83.03	09:42:25.922
6 -	1:25.676	1.602	83.15	09:43:51.598
7 -	1:25.815	1.741	83.02	09:45:17.413
8 -	1:24.957	0.883	83.86	09:46:42.370
9 -	1:24.943	0.869	83.87	09:48:07.313
10 -	1:24.937 (3)	0.863	83.88	09:49:32.250
11 -	1:26.383	2.309	82.47	09:50:58.633

P20 96 Christopher RICHARDSON

LAP	LAP TIME	DIFF	MPH	TIME OF DAY
1 -	1:28.770	4.683	80.25	09:36:46.153
2 -	1:24.902	0.815	83.91	09:38:11.055
3 -	1:24.161 (2)	0.074	84.65	09:39:35.216
4 -	1:24.524	0.437	84.29	09:40:59.740
5 -	1:26.161	2.074	82.68	09:42:25.901
6 -	1:25.790	1.703	83.04	09:43:51.691
7 -	1:24.835	0.748	83.98	09:45:16.526
8 -	1:24.410 (3)	0.323	84.40	09:46:40.936
9 -	1:24.087 (1)		84.72	09:48:05.023
10 -	1:25.530	1.443	83.29	09:49:30.553
11 -	1:26.877	2.790	82.00	09:50:57.430

P21 10 Brayden FLETCHER

LAP	LAP TIME	DIFF	MPH	TIME OF DAY
1 -	1:31.222	7.073	78.10	09:37:01.595
2 -	1:27.888	3.739	81.06	09:38:29.483
3 -	1:24.598	0.449	84.21	09:39:54.081
4 -	1:24.149 (1)		84.66	09:41:18.230
5 -	1:24.929	0.780	83.88	09:42:43.159
6 -	1:24.350 (3)	0.201	84.46	09:44:07.509
7 -	1:24.616	0.467	84.19	09:45:32.125
8 -	1:24.176 (2)	0.027	84.63	09:46:56.301
9 -	1:26.460	2.311	82.40	09:48:22.761
10 -	1:24.757	0.608	84.05	09:49:47.518
11 -	1:41.684	17.535	70.06	09:51:29.202

P22 99 Nick RUTTER (M)

LAP	LAP TIME	DIFF	MPH	TIME OF DAY
1 -	1:47.929	23.548	66.01	09:37:21.288
2 -	1:25.855	1.474	82.98	09:38:47.143
3 -	1:26.037	1.656	82.80	09:40:13.180
4 -	1:26.220	1.839	82.63	09:41:39.400
5 -	1:25.053	0.672	83.76	09:43:04.453
6 -	1:24.142 D		84.67	09:44:28.595
7 -	1:24.906 (3)	0.525	83.91	09:45:53.501
8 -	1:24.762 (2)	0.381	84.05	09:47:18.263
9 -	1:24.381 (1)		84.43	09:48:42.644

DIFF = Difference To Personal Best Lap

10 -	1:29.989	5.608	79.17	09:50:12.633
------	----------	-------	-------	--------------

P23 55 Simon FLEET (M)

LAP	LAP TIME	DIFF	MPH	TIME OF DAY
1 -	1:33.383	8.924	76.29	09:37:01.342
2 -	1:26.246	1.787	82.60	09:38:27.588
3 -	1:24.746 (2)	0.287	84.07	09:39:52.334
4 -	1:25.564	1.105	83.26	09:41:17.898
5 -	1:25.901	1.442	82.94	09:42:43.799
6 -	1:24.821 (3)	0.362	83.99	09:44:08.620
7 -	1:24.459 (1)		84.35	09:45:33.079
8 -	1:25.800	1.341	83.03	09:46:58.879
9 -	1:25.379	0.920	83.44	09:48:24.258
10 -	1:25.103	0.644	83.71	09:49:49.361
11 -	1:27.206	2.747	81.69	09:51:16.567

P24 11 Martin PLOWMAN

LAP	LAP TIME	DIFF	MPH	TIME OF DAY
1 -	1:51.739 (3)	27.265	63.76	09:37:28.302
2 -	1:27.943 (2)	3.469	81.01	09:38:56.245
3 -	1:24.474 (1)		84.34	09:40:20.719

P25 70 Xavier BROOKE (M)

LAP	LAP TIME	DIFF	MPH	TIME OF DAY
1 -	1:33.905	8.880	75.87	09:37:01.017
2 -	1:27.926	2.901	81.02	09:38:28.943
3 -	1:26.749	1.724	82.12	09:39:55.692
4 -	1:25.777 D	0.752	83.06	09:41:21.469
5 -	1:26.642	1.617	82.23	09:42:48.111
6 -	1:25.693 (3)	0.668	83.14	09:44:13.804
7 -	1:25.985	0.960	82.85	09:45:39.789
8 -	1:26.267	1.242	82.58	09:47:06.056
9 -	1:25.500 (2)	0.475	83.32	09:48:31.556
10 -	1:25.025 (1)		83.79	09:49:56.581
11 -	1:27.285	2.260	81.62	09:51:23.866

P26 33 Kelvin FLETCHER

LAP	LAP TIME	DIFF	MPH	TIME OF DAY
1 -	1:54.626	29.488	62.15	09:37:29.635
2 -	1:27.136	1.998	81.76	09:38:56.771
3 -	1:26.100 (3)	0.962	82.74	09:40:22.871
4 -	1:25.839 (2)	0.701	83.00	09:41:48.710
5 -	1:25.138 (1)		83.68	09:43:13.848
6 -	1:27.304	2.166	81.60	09:44:41.152
7 -	1:27.487	2.349	81.43	09:46:08.639
8 -	1:28.110	2.972	80.86	09:47:36.749
9 -	1:27.842	2.704	81.10	09:49:04.591
10 -	1:29.885	4.747	79.26	09:50:34.476

P27 112 David OREILLY (M)

LAP	LAP TIME	DIFF	MPH	TIME OF DAY
1 -	1:31.939	5.776	77.49	09:36:51.959
2 -	1:31.091	4.928	78.21	09:38:23.050
3 -	1:30.797	4.634	78.46	09:39:53.847
4 -	1:26.286 (2)	0.123	82.57	09:41:20.133
5 -	1:35.441	9.278	74.64	09:42:55.574
6 -	1:26.529 (3)	0.366	82.33	09:44:22.103
7 -	1:26.728	0.565	82.14	09:45:48.831
8 -	1:39.261	13.098	71.77	09:47:28.092
9 -	1:26.163 (1)		82.68	09:48:54.255

Weather / Track : Sunny / Dry

Donington Park National
Circuit Length = 1.9790 miles
Start: 09:35 Flag 09:50 End: 09:52

BRSCC Mazda MX-5 Supercup

QUALIFYING - LAP ANALYSIS

DIFF = Difference To Personal Best Lap

10 - 1:32.983 6.820 76.62 09:50:27.238

P28 19 Liz WALTON (M)				
LAP	LAP TIME	DIFF	MPH	TIME OF DAY
1 -	1:34.268	8.048	75.57	09:37:03.333
2 -	1:27.815	1.595	81.13	09:38:31.148
3 -	1:26.248 (2)	0.028	82.60	09:39:57.396
4 -	1:26.441	0.221	82.42	09:41:23.837
5 -	1:29.491	3.271	79.61	09:42:53.328
6 -	1:27.176	0.956	81.72	09:44:20.504
7 -	1:26.662	0.442	82.21	09:45:47.166
8 -	1:26.351 (3)	0.131	82.50	09:47:13.517
9 -	1:26.220 (1)		82.63	09:48:39.737
10 -	1:26.751	0.531	82.12	09:50:06.488
11 -	1:26.711	0.491	82.16	09:51:33.199

P29 26 Duncan HARRIS (M)				
LAP	LAP TIME	DIFF	MPH	TIME OF DAY
1 -	1:36.600	10.267	73.75	09:36:58.320
2 -	1:26.333 (1)		82.52	09:38:24.653
3 -	1:27.677 (3)	1.344	81.26	09:39:52.330
4 -	1:27.156 (2)	0.823	81.74	09:41:19.486
5 -	1:39.705	13.372	71.45	09:42:59.191
6 -	1:28.908	2.575	80.13	09:44:28.099
7 -	1:28.625	2.292	80.39	09:45:56.724
8 -	1:28.628	2.295	80.38	09:47:25.352
9 -	1:27.979	1.646	80.98	09:48:53.331
10 -	1:30.053	3.720	79.11	09:50:23.384

P30 66 Martin HEATH				
LAP	LAP TIME	DIFF	MPH	TIME OF DAY
1 -	1:39.676	12.826	71.47	09:37:12.588
2 -	1:32.844	5.994	76.73	09:38:45.432
3 -	1:29.987	3.137	79.17	09:40:15.419
4 -	1:28.503	1.653	80.50	09:41:43.922
5 -	1:28.072	1.222	80.89	09:43:11.994
6 -	1:29.741	2.891	79.39	09:44:41.735
7 -	1:26.850 (1)		82.03	09:46:08.585
8 -	1:27.627 (3)	0.777	81.30	09:47:36.212
9 -	1:27.030 (2)	0.180	81.86	09:49:03.242
10 -	1:29.079	2.229	79.98	09:50:32.321

P31 77 Seamus HEANEY				
LAP	LAP TIME	DIFF	MPH	TIME OF DAY
1 -	2:12.149	42.961	53.91	09:37:48.650
2 -	1:32.979	3.791	76.62	09:39:21.629
3 -	1:30.154 (2)	0.966	79.02	09:40:51.783
4 -	1:31.823	2.635	77.59	09:42:23.606
5 -	1:31.795	2.607	77.61	09:43:55.401
6 -	1:29.188 (1)		79.88	09:45:24.589
7 -	1:30.588 D	1.400	78.64	09:46:55.177
8 -	1:30.722	1.534	78.53	09:48:25.899
9 -	1:30.654	1.466	78.59	09:49:56.553
10 -	1:30.614 (3)	1.426	78.62	09:51:27.167

Weather / Track : Sunny / Dry

Results can be found at www.tsl-timing.com

Page 4 of 4

Donington Park National
 Circuit Length = 1.9790 miles
 Start: 09:35 Flag 09:50 End: 09:52

Printed - 09:54 Sunday, 23 August 2020

BRSCC Mazda MX-5 Supercup

QUALIFYING - STATISTICS

Competitors Started 31
Planned Start 2020-08-23 @ 09:30:00.000
Actual Start 2020-08-23 @ 09:35:06.869
Finish Time 2020-08-23 @ 09:50:10.698
Track Length 1.9790mi.
Total Laps 322
Total Distance Covered 637.2596mi.

Session Fastest Lap History

NO	CL	NAME	LAP TIME	TIME OF DAY	LAP	VEHICLE
29	Pro	Patrick FLETCHER	1:26.434	09:36:42.923	1	Mazda MX-5 Mk3
1	Pro	Luke HERBERT	1:23.644	09:38:07.525	2	Mazda MX-5 Mk3
1	Pro	Luke HERBERT	1:23.324	09:39:30.849	3	Mazda MX-5 Mk3
8	Pro	Samuel SMITH	1:23.109	09:39:39.286	3	Mazda MX-5 Mk3
8	Pro	Samuel SMITH	1:22.772	09:41:02.058	4	Mazda MX-5 Mk3
8	Pro	Samuel SMITH	1:22.607	09:43:55.937	6	Mazda MX-5 Mk3
8	Pro	Samuel SMITH	1:22.356	09:45:18.293	7	Mazda MX-5 Mk3

Flag History

TYPE	TIME OF DAY
GREEN	09:35:06.869
FINISH	09:50:10.698

Flag Statistics

TYPE	COUNT	TOTAL LAPS	TOTAL TIME
Green	1	11	17:20.412
Red	0	0	0.000
Safety Car	0	0	0.000
FCY	0	0	0.000

BRSCC Mazda MX-5 Supercup

QUALIFYING - STATISTICS

CLASS : Club

6 Starters

Fastest Lap History

NO	NAME	LAP TIME	TIME OF DAY	LAP	VEHICLE
15	Clive POWLES (M)	1:27.990	09:36:46.698	1	Mazda MX-5 Mk3
15	Clive POWLES (M)	1:25.046	09:38:11.746	2	Mazda MX-5 Mk3
15	Clive POWLES (M)	1:24.283	09:39:36.032	3	Mazda MX-5 Mk3
15	Clive POWLES (M)	1:24.074	09:41:00.103	4	Mazda MX-5 Mk3

BRSCC Mazda MX-5 Supercup

QUALIFYING - STATISTICS

CLASS : Pro

25 Starters

Fastest Lap History

NO	NAME	LAP TIME	TIME OF DAY	LAP	VEHICLE
29	Patrick FLETCHER	1:26.434	09:36:42.923	1	Mazda MX-5 Mk3
1	Luke HERBERT	1:23.644	09:38:07.525	2	Mazda MX-5 Mk3
1	Luke HERBERT	1:23.324	09:39:30.849	3	Mazda MX-5 Mk3
8	Samuel SMITH	1:23.109	09:39:39.286	3	Mazda MX-5 Mk3
8	Samuel SMITH	1:22.772	09:41:02.058	4	Mazda MX-5 Mk3
8	Samuel SMITH	1:22.607	09:43:55.937	6	Mazda MX-5 Mk3
8	Samuel SMITH	1:22.356	09:45:18.293	7	Mazda MX-5 Mk3


Weather / Track : Sunny / Dry

Results can be found at www.tsl-timing.com

Page 3 of 3

Donington Park National
Circuit Length = 1.9790 miles
Start: 09:35 Flag 09:50 End: 09:52
Printed - 09:57 Sunday, 23 August 2020


BRSCC Mazda MX-5 Supercup
RACE 11 - GRID (15 minutes)

ROW 16	31	77 1:29.188 Seamus HEANEY	
ROW 15	29	26 1:26.333 Duncan HARRIS (M)	30 66 1:26.850 Martin HEATH
ROW 14	27	112 1:26.163 David OREILLY (M)	28 19 1:26.220 Liz WALTON (M)
ROW 13	25	70 1:25.025 Xavier BROOKE (M)	26 33 1:25.138 Kelvin FLETCHER
ROW 12	23	55 1:24.459 Simon FLEET (M)	24 11 1:24.474 Martin PLOWMAN
ROW 11	21	10 1:24.149 Brayden FLETCHER	22 99 1:24.381 Nick RUTTER (M)
ROW 10	19	15 1:24.074 Clive POWLES (M)	20 96 1:24.087 Christopher RICHARDSON
ROW 9	17	107 1:23.668 Sam BAILEY (M)	18 16 1:24.044 Matt PICKFORD (M)
ROW 8	15	4 1:23.580 Adam BESSELL	16 36 1:23.654 David HENDERSON
ROW 7	13	17 1:23.414 Nicholas DUNN	14 91 1:23.459 Jack SYCAMORE
ROW 6	11	223 1:23.275 Garry TOWNSEND (M)	12 12 1:23.285 Declan LEE
ROW 5	9	82 1:23.231 Michael KNIBBS	10 116 1:23.233 Simon BALDWIN (M)
ROW 4	7	69 1:23.117 Abbie EATON	8 5 1:23.179 John LANGRIDGE
ROW 3	5	24 1:23.015 James COSSINS	6 23 1:23.046 Martin TOLLEY (M)
ROW 2	3	1 1:22.934 Luke HERBERT	4 29 1:23.010 Patrick FLETCHER
ROW 1	1	8 1:22.356 Samuel SMITH	2 43 1:22.362 Jack HARDING
Pole			
			

 Donington Park National
 Circuit Length = 1.9790 miles

These results are provisional until the conclusion of any judicial and technical matters.

Clerk Of Course :	Steward :	Timekeeper :


 Results can be found at www.tsl-timing.com

Printed - 09:58 Sunday, 23 August 2020


BRSCC Mazda MX-5 Supercup
RACE 15 - GRID (15 minutes)

ROW 16	31	77 1:30.154 Seamus HEANEY	
ROW 15	29	26 1:27.156 Duncan HARRIS (M)	30 11 1:27.943 Martin PLOWMAN
ROW 14	27	112 1:26.286 David OREILLY (M)	28 66 1:27.030 Martin HEATH
ROW 13	25	33 1:25.839 Kelvin FLETCHER	26 19 1:26.248 Liz WALTON (M)
ROW 12	23	99 1:24.762 Nick RUTTER (M)	24 70 1:25.500 Xavier BROOKE (M)
ROW 11	21	36 1:24.656 David HENDERSON	22 55 1:24.746 Simon FLEET (M)
ROW 10	19	107 1:24.315 Sam BAILEY (M)	20 16 1:24.405 Matt PICKFORD (M)
ROW 9	17	10 1:24.176 Brayden FLETCHER	18 15 1:24.283 Clive POWLES (M)
ROW 8	15	4 1:23.742 Adam BESSELL	16 96 1:24.161 Christopher RICHARDSON
ROW 7	13	5 1:23.650 John LANGRIDGE	14 223 1:23.699 Garry TOWNSEND (M)
ROW 6	11	91 1:23.464 Jack SYCAMORE	12 116 1:23.606 Simon BALDWIN (M)
ROW 5	9	82 1:23.437 Michael KNIBBS	10 17 1:23.452 Nicholas DUNN
ROW 4	7	23 1:23.383 Martin TOLLEY (M)	8 12 1:23.422 Declan LEE
ROW 3	5	69 1:23.121 Abbie EATON	6 24 1:23.208 James COSSINS
ROW 2	3	29 1:23.049 Patrick FLETCHER	4 1 1:23.107 Luke HERBERT
ROW 1	1	8 1:22.607 Samuel SMITH	2 43 1:22.703 Jack HARDING

Pole



 Donington Park National
 Circuit Length = 1.9790 miles

These results are provisional until the conclusion of any judicial and technical matters.

Clerk Of Course :	Steward :	Timekeeper :
-------------------	-----------	--------------

 Results can be found at www.tsl-timing.com

Printed - 09:59 Sunday, 23 August 2020



BRSCC Mazda MX-5 Supercup

RACE 11 - CLASSIFICATION

POS	NO	CL	PIC NAME	ENTRY	LAPS	TIME	GAP	DIFF	MPH	BEST	ON
1	1	Pro	1 Luke HERBERT	Mazda MX-5 Mk3	11	15:26.866			84.40	1:23.095	9
2	8	Pro	2 Samuel SMITH	Mazda MX-5 Mk3	11	15:27.236	0.370	0.370	84.37	1:23.029	9
3	29	Pro	3 Patrick FLETCHER	Mazda MX-5 Mk3	11	15:28.154	1.288	0.918	84.29	1:23.068	11
4	69	Pro	4 Abbie EATON	Mazda MX-5 Mk3	11	15:29.960	3.094	1.806	84.12	1:23.012	9
5	5	Pro	5 John LANGRIDGE	Mazda MX-5 Mk3	11	15:32.892	6.026	2.932	83.86	1:23.203	5
6	91	Pro	6 Jack SYCAMORE	Mazda MX-5 Mk3	11	15:33.204	6.338	0.312	83.83	1:23.594	10
7	4	Pro	7 Adam BESSELL	Mazda MX-5 Mk3	11	15:34.421	7.555	1.217	83.72	1:23.857	2
8	23	Pro	8 Martin TOLLEY (M)	Mazda MX-5 Mk3	11	15:34.771	7.905	0.350	83.69	1:23.947	5
9	43	Pro	9 Jack HARDING	Mazda MX-5 Mk3	11	15:37.392	10.526	2.621	83.45	1:23.497	10
10	116	Pro	10 Simon BALDWIN (M)	Mazda MX-5 Mk3	11	15:38.286	11.420	0.894	83.38	1:23.423	10
11	107*	Pro	11 Sam BAILEY (M)	Mazda MX-5 Mk3	11	15:40.739	13.873	2.453	83.16	1:23.305	8
12	10	Pro	12 Brayden FLETCHER	Mazda MX-5 Mk3	11	15:47.290	20.424	6.551	82.58	1:24.498	6
13	223*	Pro	13 Garry TOWNSEND (M)	Mazda MX-5 Mk3	11	15:47.305	20.439	0.015	82.58	1:23.528	5
14	82	Pro	14 Michael KNIBBS	Mazda MX-5 Mk3	11	15:51.308	24.442	4.003	82.23	1:24.334	10
15	96	Pro	15 Christopher RICHARDSON	Mazda MX-5 Mk3	11	15:53.626	26.760	2.318	82.03	1:24.237	6
16	12	Pro	16 Declan LEE	Mazda MX-5 Mk3	11	15:53.834	26.968	0.208	82.02	1:23.992	5
17	99	Pro	17 Nick RUTTER (M)	Mazda MX-5 Mk3	11	15:54.526	27.660	0.692	81.96	1:24.610	5
18	16	Pro	18 Matt PICKFORD (M)	Mazda MX-5 Mk3	11	15:55.734	28.868	1.208	81.85	1:24.453	5
19	70	Club	1 Xavier BROOKE (M)	Mazda MX-5 Mk3	11	15:59.242	32.376	3.508	81.55	1:24.457	8
20	55	Pro	19 Simon FLEET (M)	Mazda MX-5 Mk3	11	15:59.812	32.946	0.570	81.51	1:25.105	9
21	33	Pro	20 Kelvin FLETCHER	Mazda MX-5 Mk3	11	16:06.836	39.970	7.024	80.91	1:25.634	9
22	19	Club	2 Liz WALTON (M)	Mazda MX-5 Mk3	11	16:11.471	44.605	4.635	80.53	1:25.420	5
23	66	Pro	21 Martin HEATH	Mazda MX-5 Mk3	11	16:21.878	55.012	10.407	79.67	1:26.616	8
24	77	Club	3 Seamus HEANEY	Mazda MX-5 Mk3	11	17:10.589	1:43.723	48.711	75.91	1:28.705	3

NOT CLASSIFIED

DNF	11	Pro	Martin PLOWMAN	Mazda MX-5 Mk3	11	16:47.306	1:20.440		77.66	1:24.121	4
DNF	15	Club	Clive POWLES (M)	Mazda MX-5 Mk3	11	17:26.096	1:59.230	38.790	74.78	1:24.702	8
DNF	36	Pro	David HENDERSON	Mazda MX-5 Mk3	9	12:56.088	2 Laps	2 Laps	82.44	1:24.336	5
DNF	112	Club	David OREILLY (M)	Mazda MX-5 Mk3	9	13:14.595	2 Laps	18.507	80.52	1:25.172	4
DNF	17	Pro	Nicholas DUNN	Mazda MX-5 Mk3	3	4:36.732	8 Laps	6 Laps	76.74	1:32.133	1
DNF	24	Pro	James COSSINS	Mazda MX-5 Mk3	0						
DNF	26	Club	Duncan HARRIS (M)	Mazda MX-5 Mk3	0						

FASTEST LAP

69	Pro	Abbie EATON	Mazda MX-5 Mk3	9	1:23.012	85.82 mph	138.12 kph
70	Club	Xavier BROOKE (M)	Mazda MX-5 Mk3	8	1:24.457	84.35 mph	135.76 kph

* Car 223 - 10 second penalty, out of position at start

* Car 107 - Please fit a working timing transponder. Motorsport UK regulation Q12.2.1

Weather / Track : Cloudy / Dry

These results are provisional until the conclusion of any judicial and technical matters.

Donington Park National

Circuit Length = 1.9790 miles

Start: 11:41 Flag 11:56 End: 11:59

Clerk Of Course :	Steward :	Timekeeper :
-------------------	-----------	--------------

Results can be found at www.tsl-timing.com

Printed - 12:01 Sunday, 23 August 2020

BRSCC Mazda MX-5 Supercup

RACE 11 - LAP CHART

LAP 1 @ 11:42:35.993			LAP 2 @ 11:44:00.608			LAP 3 @ 11:45:25.934			LAP 4 @ 11:46:49.695			LAP 5 @ 11:48:13.323		
NO	BEHIND	LAP TIME	NO	BEHIND	LAP TIME	NO	BEHIND	LAP TIME	NO	BEHIND	LAP TIME	NO	BEHIND	LAP TIME
8		1:28.655	29		1:24.345	8		1:24.916	1		1:23.299	1		1:23.628
29	0.270	1:28.925	1	0.204	1:24.099	43	0.256	1:24.918	8	0.247	1:24.008	8	0.245	1:23.626
1	0.720	1:29.375	8	0.410	1:25.025	1	0.462	1:25.584	29	0.697	1:23.983	29	0.455	1:23.386
43	1.174	1:29.829	43	0.664	1:24.105	29	0.475	1:25.801	43	1.036	1:24.541	69	0.740	1:23.056
69	1.825	1:30.480	69	0.682	1:23.472	69	1.143	1:25.787	69	1.312	1:23.930	43	1.693	1:24.285
116	2.149	1:30.804	116	1.188	1:23.654	23	1.371	1:24.701	23	1.590	1:23.980	23	1.909	1:23.947
23	2.241	1:30.896	23	1.996	1:24.370	5	1.756	1:24.850	91	1.937	1:23.940	91	2.145	1:23.836
82	2.391	1:31.046	5	2.232	1:24.190	91	1.758	1:24.255	4	2.717	1:24.029	5	2.840	1:23.203
5	2.657	1:31.312	223	2.548	1:24.417	223	2.201	1:24.979	5	3.265	1:25.270	4	3.123	1:24.034
223	2.746	1:31.401	91	2.829	1:24.262	4	2.449	1:24.731	223	3.560	1:25.120	223	3.460	1:23.528
91	3.182	1:31.837	4	3.044	1:23.857	116	6.364	1:30.502	11	8.003	1:24.121	116	10.071	1:25.182
17	3.478	1:32.133	36	7.618	1:27.043	10	7.323	1:24.771	10	8.278	1:24.716	11	10.463	1:26.088
4	3.802	1:32.457	10	7.878	1:26.505	11	7.643	1:24.852	116	8.517	1:25.914	107	10.599	1:25.095
12	4.949	1:33.604	107	7.893	1:27.414	107	7.647	1:25.080	107	9.132	1:25.246	36	10.663	1:24.336
107	5.094	1:33.749	11	8.117	1:25.918	36	8.501	1:26.209	36	9.955	1:25.215	10	10.962	1:26.312
36	5.190	1:33.845	12	8.624	1:28.290	99	8.849	1:25.304	99	10.248	1:25.160	99	11.230	1:24.610
10	5.988	1:34.643	99	8.871	1:27.229	12	9.053	1:25.755	82	10.537	1:25.028	12	11.466	1:23.992
15	6.143	1:34.798	82	9.518	1:31.742	82	9.270	1:25.078	12	11.102	1:25.810	82	12.141	1:25.232
99	6.257	1:34.912	16	9.891	1:27.992	15	10.090	1:25.293	15	11.432	1:25.103	15	12.615	1:24.811
16	6.514	1:35.169	15	10.123	1:28.595	16	10.734	1:26.169	16	11.993	1:25.020	16	12.818	1:24.453
11	6.814	1:35.469	33	10.758	1:27.520	70	11.130	1:25.402	70	12.858	1:25.489	96	15.012	1:25.565
70	7.208	1:35.863	70	11.054	1:28.461	96	11.146	1:25.404	96	13.075	1:25.690	70	15.490	1:26.260
96	7.502	1:36.157	96	11.068	1:28.181	33	11.877	1:26.445	33	14.406	1:26.290	33	16.974	1:26.196
33	7.853	1:36.508	112	12.346	1:27.030	112	13.401	1:26.381	112	14.812	1:25.172	112	17.231	1:26.047
112	9.931	1:38.586	17	12.557	1:33.694	19	14.705	1:26.740	19	16.695	1:25.751	19	18.487	1:25.420
55	10.332	1:38.987	55	12.798	1:27.081	55	15.042	1:27.570	55	17.124	1:25.843	55	18.773	1:25.277
19	11.158	1:39.813	19	13.291	1:26.748	17	18.136	1:30.905 P	66	24.289	1:28.200	66	27.907	1:27.246
77	11.479	1:40.134	66	16.633	1:27.971	66	19.850	1:28.543	77	26.382	1:29.864	77	32.878	1:30.124
66	13.277	1:41.932	77	16.900	1:30.036	77	20.279	1:28.705						

Weather / Track : Cloudy / Dry

BRSCC Mazda MX-5 Supercup

RACE 11 - LAP CHART

LAP 6 @ 11:49:37.363			LAP 7 @ 11:51:00.690			LAP 8 @ 11:52:24.149			LAP 9 @ 11:53:47.244			LAP 10 @ 11:55:10.686		
NO	BEHIND	LAP TIME	NO	BEHIND	LAP TIME	NO	BEHIND	LAP TIME	NO	BEHIND	LAP TIME	NO	BEHIND	LAP TIME
1		1:24.040	1		1:23.327	1		1:23.459	1		1:23.095	1		1:23.442
8	0.236	1:24.031	8	0.278	1:23.369	8	0.352	1:23.533	8	0.286	1:23.029	8	0.296	1:23.452
69	0.782	1:24.082	29	2.094	1:24.427	29	1.896	1:23.261	29	2.013	1:23.212	29	1.738	1:23.167
29	0.994	1:24.579	69	2.934	1:25.479	69	3.508	1:24.033	69	3.425	1:23.012	69	3.180	1:23.197
43	1.202	1:23.549	91	3.290	1:24.030	91	3.839	1:24.008	5	4.689	1:23.739	5	4.964	1:23.717
23	2.351	1:24.482	5	3.490	1:24.021	5	4.045	1:24.014	91	5.152	1:24.408	91	5.304	1:23.594
91	2.587	1:24.482	4	3.768	1:24.093	4	4.288	1:23.979	4	5.395	1:24.202	4	5.949	1:23.996
5	2.796	1:23.996	23	4.830	1:25.806	23	5.428	1:24.057	23	6.432	1:24.099	23	7.127	1:24.137
4	3.002	1:23.919	223	5.558	1:25.679	223	6.127	1:24.028	223	7.033	1:24.001	223	8.121	1:24.530
223	3.206	1:23.786	43	8.517	1:30.642	43	9.095	1:24.037	43	10.081	1:24.081	43	10.136	1:23.497
116	9.596	1:23.565	116	10.351	1:24.082	116	10.387	1:23.495	116	10.865	1:23.573	116	10.846	1:23.423
107	9.989	1:23.430	107	10.772	1:24.110	107	10.618	1:23.305	107	11.085	1:23.562	107	11.057	1:23.414
11	10.598	1:24.175	11	12.080	1:24.809	11	13.374	1:24.753	36	16.182	1:25.479	10	18.135	1:25.157
36	11.129	1:24.506	36	12.740	1:24.938	36	13.798	1:24.517	10	16.420	1:25.368	15	21.901	1:25.507
10	11.420	1:24.498	10	12.972	1:24.879	10	14.147	1:24.634	15	19.836	1:25.823	82	22.167	1:24.334
82	12.541	1:24.440	15	15.865	1:25.468	15	17.108	1:24.702	12	20.437	1:26.199	12	22.838	1:25.843
99	13.516	1:26.326	12	16.317	1:25.659	12	17.333	1:24.475	82	21.275	1:25.110	16	23.933	1:25.019
15	13.724	1:25.149	96	16.942	1:25.060	96	18.744	1:25.261	16	22.356	1:25.848	96	24.319	1:25.179
12	13.985	1:26.559	82	17.090	1:27.876	99	19.049	1:25.322	96	22.582	1:26.933	99	25.875	1:26.521
16	14.497	1:25.719	99	17.186	1:26.997	82	19.260	1:25.629	99	22.796	1:26.842	70	28.360	1:28.923
96	15.209	1:24.237	16	17.834	1:26.664	16	19.603	1:25.228	70	22.879	1:26.159	55	30.369	1:26.523
70	16.939	1:25.489	70	18.817	1:25.205	70	19.815	1:24.457	11	23.355	1:33.076	11	32.461	1:32.548
55	21.282	1:26.549	55	23.448	1:25.493	55	25.278	1:25.289	55	27.288	1:25.105	33	35.480	1:25.763
19	22.574	1:28.127	112	27.762	1:27.101	33	30.620	1:26.108	33	33.159	1:25.634	19	36.879	1:25.873
33	22.855	1:29.921	33	27.971	1:28.443	112	31.241	1:26.938	19	34.448	1:25.851	66	46.695	1:27.905
112	23.988	1:30.797	19	28.593	1:29.346	19	31.692	1:26.558	112	34.689	1:26.543	77	1:17.021	1:38.312
66	31.576	1:27.709	66	34.968	1:26.719	66	38.125	1:26.616	66	42.232	1:27.202			
77	39.568	1:30.730	77	46.216	1:29.975	77	53.632	1:30.875	77	1:02.151	1:31.614			

Weather / Track : Cloudy / Dry

Donington Park National
 Circuit Length = 1.9790 miles
 Start: 11:41 Flag 11:56 End: 11:59

BRSCC Mazda MX-5 Supercup

RACE 11 - LAP CHART

LAP 11 @ 11:56:34.204		
NO	BEHIND	LAP TIME
1		1:23.518
8	0.370	1:23.592
29	1.288	1:23.068
69	3.094	1:23.432
5	6.026	1:24.580
91	6.338	1:24.552
4	7.555	1:25.124
23	7.905	1:24.296
223	10.439	1:25.836
43	10.526	1:23.908
116	11.420	1:24.092
107	13.873	1:26.334
10	20.424	1:25.807
82	24.442	1:25.793
96	26.760	1:25.959
12	26.968	1:27.648
99	27.660	1:25.303
16	28.868	1:28.453
70	32.376	1:27.534
55	32.946	1:26.095
33	39.970	1:28.008
19	44.605	1:31.244
66	55.012	1:31.835
11	1:20.440	2:11.497 P
77	1:43.723	1:50.220
15	1:59.230	3:00.847 P

Weather / Track : Cloudy / Dry

Results can be found at www.tsl-timing.com

Page 3 of 3

Donington Park National
Circuit Length = 1.9790 miles
Start: 11:41 Flag 11:56 End: 11:59

Printed - 12:00 Sunday, 23 August 2020

BRSCC Mazda MX-5 Supercup

RACE 11 - LAP ANALYSIS

DIFF = Difference To Personal Best Lap

P1 1 Luke HERBERT				
LAP	LAP TIME	DIFF	MPH	TIME OF DAY
1 -	1:29.375	6.280	79.71	11:42:36.713
2 -	1:24.099	1.004	84.71	11:44:00.812
3 -	1:25.584	2.489	83.24	11:45:26.396
4 -	1:23.299 (2)	0.204	85.53	11:46:49.695
5 -	1:23.628	0.533	85.19	11:48:13.323
6 -	1:24.040	0.945	84.77	11:49:37.363
7 -	1:23.327 (3)	0.232	85.50	11:51:00.690
8 -	1:23.459	0.364	85.36	11:52:24.149
9 -	1:23.095 (1)		85.74	11:53:47.244
10 -	1:23.442	0.347	85.38	11:55:10.686
11 -	1:23.518	0.423	85.30	11:56:34.204

P2 8 Samuel SMITH				
LAP	LAP TIME	DIFF	MPH	TIME OF DAY
1 -	1:28.655	5.626	80.36	11:42:35.993
2 -	1:25.025	1.996	83.79	11:44:01.018
3 -	1:24.916	1.887	83.90	11:45:25.934
4 -	1:24.008	0.979	84.80	11:46:49.942
5 -	1:23.626	0.597	85.19	11:48:13.568
6 -	1:24.031	1.002	84.78	11:49:37.599
7 -	1:23.369 (2)	0.340	85.45	11:51:00.968
8 -	1:23.533	0.504	85.29	11:52:24.501
9 -	1:23.029 (1)		85.80	11:53:47.530
10 -	1:23.452 (3)	0.423	85.37	11:55:10.982
11 -	1:23.592	0.563	85.23	11:56:34.574

P3 29 Patrick FLETCHER				
LAP	LAP TIME	DIFF	MPH	TIME OF DAY
1 -	1:28.925	5.857	80.11	11:42:36.263
2 -	1:24.345	1.277	84.47	11:44:00.608
3 -	1:25.801	2.733	83.03	11:45:26.409
4 -	1:23.983	0.915	84.83	11:46:50.392
5 -	1:23.386	0.318	85.44	11:48:13.778
6 -	1:24.579	1.511	84.23	11:49:38.357
7 -	1:24.427	1.359	84.38	11:51:02.784
8 -	1:23.261	0.193	85.56	11:52:26.045
9 -	1:23.212 (3)	0.144	85.62	11:53:49.257
10 -	1:23.167 (2)	0.099	85.66	11:55:12.424
11 -	1:23.068 (1)		85.76	11:56:35.492

P4 69 Abbie EATON				
LAP	LAP TIME	DIFF	MPH	TIME OF DAY
1 -	1:30.480	7.468	78.74	11:42:37.818
2 -	1:23.472	0.460	85.35	11:44:01.290
3 -	1:25.787	2.775	83.05	11:45:27.077
4 -	1:23.930	0.918	84.88	11:46:51.007
5 -	1:23.056 (2)	0.044	85.78	11:48:14.063
6 -	1:24.082	1.070	84.73	11:49:38.145
7 -	1:25.479	2.467	83.34	11:51:03.624
8 -	1:24.033	1.021	84.78	11:52:27.657
9 -	1:23.012 (1)		85.82	11:53:50.669
10 -	1:23.197 (3)	0.185	85.63	11:55:13.866
11 -	1:23.432	0.420	85.39	11:56:37.298

P5 5 John LANGRIDGE				
LAP	LAP TIME	DIFF	MPH	TIME OF DAY
1 -	1:31.312	8.109	78.02	11:42:38.650
2 -	1:24.190	0.987	84.62	11:44:02.840

DIFF = Difference To Personal Best Lap

3 -	1:24.850	1.647	83.96	11:45:27.690
4 -	1:25.270	2.067	83.55	11:46:52.960
5 -	1:23.203 (1)		85.62	11:48:16.163
6 -	1:23.996	0.793	84.82	11:49:40.159
7 -	1:24.021	0.818	84.79	11:51:04.180
8 -	1:24.014	0.811	84.80	11:52:28.194
9 -	1:23.739 (3)	0.536	85.08	11:53:51.933
10 -	1:23.717 (2)	0.514	85.10	11:55:15.650
11 -	1:24.580	1.377	84.23	11:56:40.230

P6 91 Jack SYCAMORE				
LAP	LAP TIME	DIFF	MPH	TIME OF DAY
1 -	1:31.837	8.243	77.57	11:42:39.175
2 -	1:24.262	0.668	84.55	11:44:03.437
3 -	1:24.255	0.661	84.56	11:45:27.692
4 -	1:23.940 (3)	0.346	84.87	11:46:51.632
5 -	1:23.836 (2)	0.242	84.98	11:48:15.468
6 -	1:24.482	0.888	84.33	11:49:39.950
7 -	1:24.030	0.436	84.78	11:51:03.980
8 -	1:24.008	0.414	84.80	11:52:27.988
9 -	1:24.408	0.814	84.40	11:53:52.396
10 -	1:23.594 (1)		85.22	11:55:15.990
11 -	1:24.552	0.958	84.26	11:56:40.542

P7 4 Adam BESSELL				
LAP	LAP TIME	DIFF	MPH	TIME OF DAY
1 -	1:32.457	8.600	77.05	11:42:39.795
2 -	1:23.857 (1)		84.96	11:44:03.652
3 -	1:24.731	0.874	84.08	11:45:28.383
4 -	1:24.029	0.172	84.78	11:46:52.412
5 -	1:24.034	0.177	84.78	11:48:16.446
6 -	1:23.919 (2)	0.062	84.89	11:49:40.365
7 -	1:24.093	0.236	84.72	11:51:04.458
8 -	1:23.979 (3)	0.122	84.83	11:52:28.437
9 -	1:24.202	0.345	84.61	11:53:52.639
10 -	1:23.996	0.139	84.82	11:55:16.635
11 -	1:25.124	1.267	83.69	11:56:41.759

P8 23 Martin TOLLEY (M)				
LAP	LAP TIME	DIFF	MPH	TIME OF DAY
1 -	1:30.896	6.949	78.38	11:42:38.234
2 -	1:24.370	0.423	84.44	11:44:02.604
3 -	1:24.701	0.754	84.11	11:45:27.305
4 -	1:23.980 (2)	0.033	84.83	11:46:51.285
5 -	1:23.947 (1)		84.87	11:48:15.232
6 -	1:24.482	0.535	84.33	11:49:39.714
7 -	1:25.806	1.859	83.03	11:51:05.520
8 -	1:24.057 (3)	0.110	84.75	11:52:29.577
9 -	1:24.099	0.152	84.71	11:53:53.676
10 -	1:24.137	0.190	84.67	11:55:17.813
11 -	1:24.296	0.349	84.51	11:56:42.109

P9 43 Jack HARDING				
LAP	LAP TIME	DIFF	MPH	TIME OF DAY
1 -	1:29.829	6.332	79.31	11:42:37.167
2 -	1:24.105	0.608	84.71	11:44:01.272
3 -	1:24.918	1.421	83.90	11:45:26.190
4 -	1:24.541	1.044	84.27	11:46:50.731
5 -	1:24.285	0.788	84.53	11:48:15.016
6 -	1:23.549 (2)	0.052	85.27	11:49:38.565
7 -	1:30.642	7.145	78.60	11:51:09.207

Donington Park National
 Circuit Length = 1.9790 miles
 Start: 11:41 Flag 11:56 End: 11:59

Weather / Track : Cloudy / Dry

BRSCC Mazda MX-5 Supercup

RACE 11 - LAP ANALYSIS

DIFF = Difference To Personal Best Lap

8 -	1:24.037	0.540	84.77	11:52:33.244
9 -	1:24.081	0.584	84.73	11:53:57.325
10 -	1:23.497 (1)		85.32	11:55:20.822
11 -	1:23.908 (3)	0.411	84.91	11:56:44.730

P10 116 Simon BALDWIN (M)

LAP	LAP TIME	DIFF	MPH	TIME OF DAY
1 -	1:30.804	7.381	78.46	11:42:38.142
2 -	1:23.654	0.231	85.16	11:44:01.796
3 -	1:30.502	7.079	78.72	11:45:32.298
4 -	1:25.914	2.491	82.92	11:46:58.212
5 -	1:25.182	1.759	83.64	11:48:23.394
6 -	1:23.565 (3)	0.142	85.25	11:49:46.959
7 -	1:24.082	0.659	84.73	11:51:11.041
8 -	1:23.495 (2)	0.072	85.33	11:52:34.536
9 -	1:23.573	0.150	85.25	11:53:58.109
10 -	1:23.423 (1)		85.40	11:55:21.532
11 -	1:24.092	0.669	84.72	11:56:45.624

P11 107 Sam BAILEY (M)

LAP	LAP TIME	DIFF	MPH	TIME OF DAY
1 -	1:33.749	10.444	75.99	11:42:41.087
2 -	1:27.414	4.109	81.50	11:44:08.501
3 -	1:25.080	1.775	83.74	11:45:33.581
4 -	1:25.246	1.941	83.57	11:46:58.827
5 -	1:25.095	1.790	83.72	11:48:23.922
6 -	1:23.430 (3)	0.125	85.39	11:49:47.352
7 -	1:24.110	0.805	84.70	11:51:11.462
8 -	1:23.305 (1)		85.52	11:52:34.767
9 -	1:23.562	0.257	85.26	11:53:58.329
10 -	1:23.414 (2)	0.109	85.41	11:55:21.743
11 -	1:26.334	3.029	82.52	11:56:48.077

P12 10 Brayden FLETCHER

LAP	LAP TIME	DIFF	MPH	TIME OF DAY
1 -	1:34.643	10.145	75.27	11:42:41.981
2 -	1:26.505	2.007	82.36	11:44:08.486
3 -	1:24.771	0.273	84.04	11:45:33.257
4 -	1:24.716 (3)	0.218	84.10	11:46:57.973
5 -	1:26.312	1.814	82.54	11:48:24.285
6 -	1:24.498 (1)		84.31	11:49:48.783
7 -	1:24.879	0.381	83.93	11:51:13.662
8 -	1:24.634 (2)	0.136	84.18	11:52:38.296
9 -	1:25.368	0.870	83.45	11:54:03.664
10 -	1:25.157	0.659	83.66	11:55:28.821
11 -	1:25.807	1.309	83.03	11:56:54.628

P13 223 Garry TOWNSEND (M)

LAP	LAP TIME	DIFF	MPH	TIME OF DAY
1 -	1:31.401	7.873	77.94	11:42:38.739
2 -	1:24.417	0.889	84.39	11:44:03.156
3 -	1:24.979	1.451	83.84	11:45:28.135
4 -	1:25.120	1.592	83.70	11:46:53.255
5 -	1:23.528 (1)		85.29	11:48:16.783
6 -	1:23.786 (2)	0.258	85.03	11:49:40.569
7 -	1:25.679	2.151	83.15	11:51:06.248
8 -	1:24.028	0.500	84.78	11:52:30.276
9 -	1:24.001 (3)	0.473	84.81	11:53:54.277
10 -	1:24.530	1.002	84.28	11:55:18.807
11 -	1:25.836	2.308	83.00	11:56:44.643

DIFF = Difference To Personal Best Lap

P14 82 Michael KNIBBS				
LAP	LAP TIME	DIFF	MPH	TIME OF DAY
1 -	1:31.046	6.712	78.25	11:42:38.384
2 -	1:31.742	7.408	77.65	11:44:10.126
3 -	1:25.078	0.744	83.74	11:45:35.204
4 -	1:25.028 (3)	0.694	83.79	11:47:00.232
5 -	1:25.232	0.898	83.59	11:48:25.464
6 -	1:24.440 (2)	0.106	84.37	11:49:49.904
7 -	1:27.876	3.542	81.07	11:51:17.780
8 -	1:25.629	1.295	83.20	11:52:43.409
9 -	1:25.110	0.776	83.71	11:54:08.519
10 -	1:24.334 (1)		84.48	11:55:32.853
11 -	1:25.793	1.459	83.04	11:56:58.646

P15 96 Christopher RICHARDSON

LAP	LAP TIME	DIFF	MPH	TIME OF DAY
1 -	1:36.157	11.920	74.09	11:42:43.495
2 -	1:28.181	3.944	80.79	11:44:11.676
3 -	1:25.404	1.167	83.42	11:45:37.080
4 -	1:25.690	1.453	83.14	11:47:02.770
5 -	1:25.565	1.328	83.26	11:48:28.335
6 -	1:24.237 (1)		84.57	11:49:52.572
7 -	1:25.060 (2)	0.823	83.76	11:51:17.632
8 -	1:25.261	1.024	83.56	11:52:42.893
9 -	1:26.933	2.696	81.95	11:54:09.826
10 -	1:25.179 (3)	0.942	83.64	11:55:35.005
11 -	1:25.959	1.722	82.88	11:57:00.964

P16 12 Declan LEE

LAP	LAP TIME	DIFF	MPH	TIME OF DAY
1 -	1:33.604	9.612	76.11	11:42:40.942
2 -	1:28.290	4.298	80.69	11:44:09.232
3 -	1:25.755	1.763	83.08	11:45:34.987
4 -	1:25.810	1.818	83.02	11:47:00.797
5 -	1:23.992 (1)		84.82	11:48:24.789
6 -	1:26.559	2.567	82.30	11:49:51.348
7 -	1:25.659 (3)	1.667	83.17	11:51:17.007
8 -	1:24.475 (2)	0.483	84.34	11:52:41.482
9 -	1:26.199	2.207	82.65	11:54:07.681
10 -	1:25.843	1.851	82.99	11:55:33.524
11 -	1:27.648	3.656	81.28	11:57:01.172

P17 99 Nick RUTTER (M)

LAP	LAP TIME	DIFF	MPH	TIME OF DAY
1 -	1:34.912	10.302	75.06	11:42:42.250
2 -	1:27.229	2.619	81.67	11:44:09.479
3 -	1:25.304	0.694	83.52	11:45:34.783
4 -	1:25.160 (2)	0.550	83.66	11:46:59.943
5 -	1:24.610 (1)		84.20	11:48:24.553
6 -	1:26.326	1.716	82.53	11:49:50.879
7 -	1:26.997	2.387	81.89	11:51:17.876
8 -	1:25.322	0.712	83.50	11:52:43.198
9 -	1:26.842	2.232	82.04	11:54:10.040
10 -	1:26.521	1.911	82.34	11:55:36.561
11 -	1:25.303 (3)	0.693	83.52	11:57:01.864

P18 16 Matt PICKFORD (M)

LAP	LAP TIME	DIFF	MPH	TIME OF DAY
1 -	1:35.169	10.716	74.86	11:42:42.507
2 -	1:27.992	3.539	80.96	11:44:10.499

Donington Park National
 Circuit Length = 1.9790 miles
 Start: 11:41 Flag 11:56 End: 11:59

Weather / Track : Cloudy / Dry

BRSCC Mazda MX-5 Supercup

RACE 11 - LAP ANALYSIS

DIFF = Difference To Personal Best Lap

3 -	1:26.169	1.716	82.68	11:45:36.668
4 -	1:25.020 (3)	0.567	83.79	11:47:01.688
5 -	1:24.453 (1)		84.36	11:48:26.141
6 -	1:25.719	1.266	83.11	11:49:51.860
7 -	1:26.664	2.211	82.20	11:51:18.524
8 -	1:25.228	0.775	83.59	11:52:43.752
9 -	1:25.848	1.395	82.99	11:54:09.600
10 -	1:25.019 (2)	0.566	83.80	11:55:34.619
11 -	1:28.453	4.000	80.54	11:57:03.072

P19 70 Xavier BROOKE (M)

LAP	LAP TIME	DIFF	MPH	TIME OF DAY
1 -	1:35.863	11.406	74.32	11:42:43.201
2 -	1:28.461	4.004	80.53	11:44:11.662
3 -	1:25.402 (3)	0.945	83.42	11:45:37.064
4 -	1:25.489	1.032	83.33	11:47:02.553
5 -	1:26.260	1.803	82.59	11:48:28.813
6 -	1:25.489	1.032	83.33	11:49:54.302
7 -	1:25.205 (2)	0.748	83.61	11:51:19.507
8 -	1:24.457 (1)		84.35	11:52:43.964
9 -	1:26.159	1.702	82.69	11:54:10.123
10 -	1:28.923	4.466	80.12	11:55:39.046
11 -	1:27.534	3.077	81.39	11:57:06.580

P20 55 Simon FLEET (M)

LAP	LAP TIME	DIFF	MPH	TIME OF DAY
1 -	1:38.987	13.882	71.97	11:42:46.325
2 -	1:27.081	1.976	81.81	11:44:13.406
3 -	1:27.570	2.465	81.35	11:45:40.976
4 -	1:25.843	0.738	82.99	11:47:06.819
5 -	1:25.277 (2)	0.172	83.54	11:48:32.096
6 -	1:26.549	1.444	82.31	11:49:58.645
7 -	1:25.493	0.388	83.33	11:51:24.138
8 -	1:25.289 (3)	0.184	83.53	11:52:49.427
9 -	1:25.105 (1)		83.71	11:54:14.532
10 -	1:26.523	1.418	82.34	11:55:41.055
11 -	1:26.095	0.990	82.75	11:57:07.150

P21 33 Kelvin FLETCHER

LAP	LAP TIME	DIFF	MPH	TIME OF DAY
1 -	1:36.508	10.874	73.82	11:42:43.846
2 -	1:27.520	1.886	81.40	11:44:11.366
3 -	1:26.445	0.811	82.41	11:45:37.811
4 -	1:26.290	0.656	82.56	11:47:04.101
5 -	1:26.196	0.562	82.65	11:48:30.297
6 -	1:29.921	4.287	79.23	11:50:00.218
7 -	1:28.443	2.809	80.55	11:51:28.661
8 -	1:26.108 (3)	0.474	82.74	11:52:54.769
9 -	1:25.634 (1)		83.19	11:54:20.403
10 -	1:25.763 (2)	0.129	83.07	11:55:46.166
11 -	1:28.008	2.374	80.95	11:57:14.174

P22 19 Liz WALTON (M)

LAP	LAP TIME	DIFF	MPH	TIME OF DAY
1 -	1:39.813	14.393	71.37	11:42:47.151
2 -	1:26.748	1.328	82.13	11:44:13.899
3 -	1:26.740	1.320	82.13	11:45:40.639
4 -	1:25.751 (2)	0.331	83.08	11:47:06.390
5 -	1:25.420 (1)		83.40	11:48:31.810
6 -	1:28.127	2.707	80.84	11:49:59.937
7 -	1:29.346	3.926	79.74	11:51:29.283

DIFF = Difference To Personal Best Lap

8 -	1:26.558	1.138	82.31	11:52:55.841
9 -	1:25.851 (3)	0.431	82.98	11:54:21.692
10 -	1:25.873	0.453	82.96	11:55:47.565
11 -	1:31.244	5.824	78.08	11:57:18.809

P23 66 Martin HEATH

LAP	LAP TIME	DIFF	MPH	TIME OF DAY
1 -	1:41.932	15.316	69.89	11:42:49.270
2 -	1:27.971	1.355	80.98	11:44:17.241
3 -	1:28.543	1.927	80.46	11:45:45.784
4 -	1:28.200	1.584	80.77	11:47:13.984
5 -	1:27.246	0.630	81.66	11:48:41.230
6 -	1:27.709	1.093	81.23	11:50:08.939
7 -	1:26.719 (2)	0.103	82.15	11:51:35.658
8 -	1:26.616 (1)		82.25	11:53:02.274
9 -	1:27.202 (3)	0.586	81.70	11:54:29.476
10 -	1:27.905	1.289	81.04	11:55:57.381
11 -	1:31.835	5.219	77.58	11:57:29.216

P24 77 Seamus HEANEY

LAP	LAP TIME	DIFF	MPH	TIME OF DAY
1 -	1:40.134	11.429	71.15	11:42:47.472
2 -	1:30.036	1.331	79.13	11:44:17.508
3 -	1:28.705 (1)		80.31	11:45:46.213
4 -	1:29.864 (2)	1.159	79.28	11:47:16.077
5 -	1:30.124	1.419	79.05	11:48:46.201
6 -	1:30.730	2.025	78.52	11:50:16.931
7 -	1:29.975 (3)	1.270	79.18	11:51:46.906
8 -	1:30.875	2.170	78.40	11:53:17.781
9 -	1:31.614	2.909	77.76	11:54:49.395
10 -	1:38.312	9.607	72.46	11:56:27.707
11 -	1:50.220	21.515	64.64	11:58:17.927

P25 11 Martin PLOWMAN

LAP	LAP TIME	DIFF	MPH	TIME OF DAY
1 -	1:35.469	11.348	74.62	11:42:42.807
2 -	1:25.918	1.797	82.92	11:44:08.725
3 -	1:24.852	0.731	83.96	11:45:33.577
4 -	1:24.121 (1)		84.69	11:46:57.698
5 -	1:26.088	1.967	82.75	11:48:23.786
6 -	1:24.175 (2)	0.054	84.64	11:49:47.961
7 -	1:24.809	0.688	84.00	11:51:12.770
8 -	1:24.753 (3)	0.632	84.06	11:52:37.523
9 -	1:33.076	8.955	76.54	11:54:10.599
10 -	1:32.548	8.427	76.98	11:55:43.147
11 -	2:11.497 P	47.376	54.18	11:57:54.644

P26 15 Clive POWLES (M)

LAP	LAP TIME	DIFF	MPH	TIME OF DAY
1 -	1:34.798	10.096	75.15	11:42:42.136
2 -	1:28.595	3.893	80.41	11:44:10.731
3 -	1:25.293	0.591	83.53	11:45:36.024
4 -	1:25.103 (3)	0.401	83.71	11:47:01.127
5 -	1:24.811 (2)	0.109	84.00	11:48:25.938
6 -	1:25.149	0.447	83.67	11:49:51.087
7 -	1:25.468	0.766	83.36	11:51:16.555
8 -	1:24.702 (1)		84.11	11:52:41.257
9 -	1:25.823	1.121	83.01	11:54:07.080
10 -	1:25.507	0.805	83.32	11:55:32.587
11 -	3:00.847 P	1:36.145	39.39	11:58:33.434

Weather / Track : Cloudy / Dry

Donington Park National
Circuit Length = 1.9790 miles
Start: 11:41 Flag 11:56 End: 11:59

BRSCC Mazda MX-5 Supercup

RACE 11 - LAP ANALYSIS

DIFF = Difference To Personal Best Lap

P27 36 David HENDERSON				
LAP	LAP TIME	DIFF	MPH	TIME OF DAY
1 -	1:33.845	9.509	75.91	11:42:41.183
2 -	1:27.043	2.707	81.85	11:44:08.226
3 -	1:26.209	1.873	82.64	11:45:34.435
4 -	1:25.215	0.879	83.60	11:46:59.650
5 -	1:24.336 (1)		84.47	11:48:23.986
6 -	1:24.506 (2)	0.170	84.30	11:49:48.492
7 -	1:24.938	0.602	83.88	11:51:13.430
8 -	1:24.517 (3)	0.181	84.29	11:52:37.947
9 -	1:25.479	1.143	83.34	11:54:03.426

P28 112 David OREILLY (M)				
LAP	LAP TIME	DIFF	MPH	TIME OF DAY
1 -	1:38.586	13.414	72.26	11:42:45.924
2 -	1:27.030	1.858	81.86	11:44:12.954
3 -	1:26.381 (3)	1.209	82.47	11:45:39.335
4 -	1:25.172 (1)		83.65	11:47:04.507
5 -	1:26.047 (2)	0.875	82.79	11:48:30.554
6 -	1:30.797	5.625	78.46	11:50:01.351
7 -	1:27.101	1.929	81.79	11:51:28.452
8 -	1:26.938	1.766	81.95	11:52:55.390
9 -	1:26.543	1.371	82.32	11:54:21.933

P29 17 Nicholas DUNN				
LAP	LAP TIME	DIFF	MPH	TIME OF DAY
1 -	1:32.133 (1)		77.32	11:42:39.471
2 -	1:33.694 (2)	1.561	76.04	11:44:13.165
3 -	1:30.905 P		78.37	11:45:44.070

BRSCC Mazda MX-5 Supercup

RACE 11 - STATISTICS

Competitors Started 29
Planned Start 2020-08-23 @ 11:35:00.000
Actual Start 2020-08-23 @ 11:41:07.338
Finish Time 2020-08-23 @ 11:56:31.534
Track Length 1.9790mi.
Total Laps 307
Total Distance Covered 607.5736mi.

Session Fastest Lap History

NO	CL	NAME	LAP TIME	TIME OF DAY	LAP	VEHICLE
8	Pro	Samuel SMITH	1:28.655	11:42:35.997	1	Mazda MX-5 Mk3
29	Pro	Patrick FLETCHER	1:24.345	11:44:00.603	2	Mazda MX-5 Mk3
1	Pro	Luke HERBERT	1:24.099	11:44:00.715	2	Mazda MX-5 Mk3
69	Pro	Abbie EATON	1:23.472	11:44:01.290	2	Mazda MX-5 Mk3
1	Pro	Luke HERBERT	1:23.299	11:46:49.696	4	Mazda MX-5 Mk3
69	Pro	Abbie EATON	1:23.056	11:48:14.064	5	Mazda MX-5 Mk3
8	Pro	Samuel SMITH	1:23.029	11:53:47.535	9	Mazda MX-5 Mk3
69	Pro	Abbie EATON	1:23.012	11:53:50.670	9	Mazda MX-5 Mk3

Session Leader History

NO	CL	NAME	FROM LAP	LAPS LED	DISTANCE	VEHICLE
8	Pro	Samuel SMITH	1	1	1.94 miles	Mazda MX-5 Mk3
29	Pro	Patrick FLETCHER	2	1	1.97 miles	Mazda MX-5 Mk3
8	Pro	Samuel SMITH	3	1	1.97 miles	Mazda MX-5 Mk3
1	Pro	Luke HERBERT	4	8	15.83 miles	Mazda MX-5 Mk3

Flag History

TYPE	TIME OF DAY
GREEN	11:41:07.338
FINISH	11:56:31.534

Flag Statistics

TYPE	COUNT	TOTAL LAPS	TOTAL TIME
Green	1	11	17:57.793
Red	0	0	0.000
Safety Car	0	0	0.000
FCY	0	0	0.000

Weather / Track : Cloudy / Dry

BRSCC Mazda MX-5 Supercup

RACE 11 - STATISTICS

CLASS : Club

5 Starters

Fastest Lap History

NO	NAME	LAP TIME	TIME OF DAY	LAP	VEHICLE
15	Clive POWLES (M)	1:34.798	11:42:42.136	1	Mazda MX-5 Mk3
15	Clive POWLES (M)	1:28.595	11:44:10.716	2	Mazda MX-5 Mk3
70	Xavier BROOKE (M)	1:28.461	11:44:11.562	2	Mazda MX-5 Mk3
112	David OREILLY (M)	1:27.030	11:44:12.961	2	Mazda MX-5 Mk3
19	Liz WALTON (M)	1:26.748	11:44:13.882	2	Mazda MX-5 Mk3
15	Clive POWLES (M)	1:25.293	11:45:36.011	3	Mazda MX-5 Mk3
15	Clive POWLES (M)	1:25.103	11:47:01.115	4	Mazda MX-5 Mk3
15	Clive POWLES (M)	1:24.811	11:48:25.924	5	Mazda MX-5 Mk3
15	Clive POWLES (M)	1:24.702	11:52:41.242	8	Mazda MX-5 Mk3
70	Xavier BROOKE (M)	1:24.457	11:52:43.865	8	Mazda MX-5 Mk3

Leader History

NO	NAME	FROM LAP	LAPS LED	DISTANCE	VEHICLE
15	Clive POWLES (M)	1	10	19.75 miles	Mazda MX-5 Mk3
70	Xavier BROOKE (M)	11	1	1.97 miles	Mazda MX-5 Mk3

Weather / Track : Cloudy / Dry

Results can be found at www.tsl-timing.com

Page 2 of 3

Donington Park National
Circuit Length = 1.9790 miles
Start: 11:41 Flag 11:56 End: 11:59

Printed - 12:01 Sunday, 23 August 2020

BRSCC Mazda MX-5 Supercup

RACE 11 - STATISTICS

CLASS : Pro

24 Starters

Fastest Lap History

NO	NAME	LAP TIME	TIME OF DAY	LAP	VEHICLE
8	Samuel SMITH	1:28.655	11:42:35.997	1	Mazda MX-5 Mk3
29	Patrick FLETCHER	1:24.345	11:44:00.603	2	Mazda MX-5 Mk3
1	Luke HERBERT	1:24.099	11:44:00.715	2	Mazda MX-5 Mk3
69	Abbie EATON	1:23.472	11:44:01.290	2	Mazda MX-5 Mk3
1	Luke HERBERT	1:23.299	11:46:49.696	4	Mazda MX-5 Mk3
69	Abbie EATON	1:23.056	11:48:14.064	5	Mazda MX-5 Mk3
8	Samuel SMITH	1:23.029	11:53:47.535	9	Mazda MX-5 Mk3
69	Abbie EATON	1:23.012	11:53:50.670	9	Mazda MX-5 Mk3

Leader History

NO	NAME	FROM LAP	LAPS LED	DISTANCE	VEHICLE
8	Samuel SMITH	1	1	1.94 miles	Mazda MX-5 Mk3
29	Patrick FLETCHER	2	1	1.97 miles	Mazda MX-5 Mk3
8	Samuel SMITH	3	1	1.97 miles	Mazda MX-5 Mk3
1	Luke HERBERT	4	8	15.83 miles	Mazda MX-5 Mk3

Weather / Track : Cloudy / Dry

Results can be found at www.tsl-timing.com

Page 3 of 3

Donington Park National
Circuit Length = 1.9790 miles
Start: 11:41 Flag 11:56 End: 11:59

Printed - 12:01 Sunday, 23 August 2020

BRSCC Mazda MX-5 Supercup

RACE 15 - CLASSIFICATION

POS	NO	CL	PIC NAME	ENTRY	LAPS	TIME	GAP	DIFF	MPH	BEST	ON
1	1	Pro	1 Luke HERBERT	Mazda MX-5 Mk3	10	16:22.173			72.40	1:36.633	5
2	43	Pro	2 Jack HARDING	Mazda MX-5 Mk3	10	16:28.437	6.264	6.264	71.94	1:37.382	5
3	8	Pro	3 Samuel SMITH	Mazda MX-5 Mk3	10	16:29.636	7.463	1.199	71.85	1:37.181	7
4	69	Pro	4 Abbie EATON	Mazda MX-5 Mk3	10	16:29.962	7.789	0.326	71.83	1:37.944	10
5	24	Pro	5 James COSSINS	Mazda MX-5 Mk3	10	16:31.899	9.726	1.937	71.69	1:37.107	7
6	12	Pro	6 Declan LEE	Mazda MX-5 Mk3	10	16:37.320	15.147	5.421	71.30	1:37.901	10
7	116	Pro	7 Simon BALDWIN (M)	Mazda MX-5 Mk3	10	16:38.664	16.491	1.344	71.20	1:37.165	9
8	4	Pro	8 Adam BESSELL	Mazda MX-5 Mk3	10	16:38.873	16.700	0.209	71.19	1:37.580	10
9	29	Pro	9 Patrick FLETCHER	Mazda MX-5 Mk3	10	16:42.789	20.616	3.916	70.91	1:36.768	9
10	23	Pro	10 Martin TOLLEY (M)	Mazda MX-5 Mk3	10	16:47.678	25.505	4.889	70.56	1:38.312	8
11	5	Pro	11 John LANGRIDGE	Mazda MX-5 Mk3	10	16:50.499	28.326	2.821	70.37	1:38.303	8
12	17	Pro	12 Nicholas DUNN	Mazda MX-5 Mk3	10	16:52.764	30.591	2.265	70.21	1:38.195	7
13	91	Pro	13 Jack SYCAMORE	Mazda MX-5 Mk3	10	16:59.421	37.248	6.657	69.75	1:39.583	6
14	223	Pro	14 Garry TOWNSEND (M)	Mazda MX-5 Mk3	10	17:06.322	44.149	6.901	69.28	1:40.488	7
15	15	Club	1 Clive POWLES (M)	Mazda MX-5 Mk3	10	17:07.141	44.968	0.819	69.23	1:40.466	7
16	55	Pro	15 Simon FLEET (M)	Mazda MX-5 Mk3	10	17:07.369	45.196	0.228	69.21	1:39.251	9
17	96	Pro	16 Christopher RICHARDSON	Mazda MX-5 Mk3	10	17:10.918	48.745	3.549	68.97	1:40.002	6
18	107	Pro	17 Sam BAILEY (M)	Mazda MX-5 Mk3	10	17:13.364	51.191	2.446	68.81	1:40.734	7
19	99	Pro	18 Nick RUTTER (M)	Mazda MX-5 Mk3	10	17:15.153	52.980	1.789	68.69	1:38.347	9
20	70	Club	2 Xavier BROOKE (M)	Mazda MX-5 Mk3	10	17:16.570	54.397	1.417	68.60	1:39.090	9
21	10	Pro	19 Brayden FLETCHER	Mazda MX-5 Mk3	10	17:17.109	54.936	0.539	68.56	1:39.603	9
22	66	Pro	20 Martin HEATH	Mazda MX-5 Mk3	10	17:33.017	1:10.844	15.908	67.52	1:42.757	6
23	16	Pro	21 Matt PICKFORD (M)	Mazda MX-5 Mk3	10	17:38.175	1:16.002	5.158	67.20	1:43.204	10
24	36	Pro	22 David HENDERSON	Mazda MX-5 Mk3	10	17:41.013	1:18.840	2.838	67.02	1:42.719	7
25	19	Club	3 Liz WALTON (M)	Mazda MX-5 Mk3	10	18:03.410	1:41.237	22.397	65.63	1:45.060	8
26	77	Club	4 Seamus HEANEY	Mazda MX-5 Mk3	9	16:26.003	1 Lap	1 Lap	64.89	1:46.661	8
27	112	Club	5 David OREILLY (M)	Mazda MX-5 Mk3	9	16:33.711	1 Lap	7.708	64.39	1:45.851	7
28	26	Club	6 Duncan HARRIS (M)	Mazda MX-5 Mk3	9	16:35.214	1 Lap	1.503	64.29	1:46.207	8

NOT CLASSIFIED

DNF	82	Pro	Michael KNIBBS	Mazda MX-5 Mk3	7	12:26.864	3 Laps	2 Laps	66.59	1:39.537	4
DNF	33	Pro	Kelvin FLETCHER	Mazda MX-5 Mk3	3	9:37.657	7 Laps	4 Laps	36.76		

FASTEST LAP

1	Pro	Luke HERBERT	Mazda MX-5 Mk3	5	1:36.633	73.72 mph	118.65 kph
70	Club	Xavier BROOKE (M)	Mazda MX-5 Mk3	9	1:39.090	71.90 mph	115.71 kph

* Cars 26 & 107 - Transponder not working

Donington Park National
Circuit Length = 1.9790 miles
Start: 14:20 Flag 14:36 End: 14:40

Weather / Track : Overcast / Wet
These results are provisional until the conclusion of any judicial and technical matters.

Clerk Of Course :	Steward :	Timekeeper :
-------------------	-----------	--------------

BRSCC Mazda MX-5 Supercup

RACE 15 - LAP CHART

LAP 1 @ 14:21:56.850			LAP 2 @ 14:23:35.485			LAP 3 @ 14:25:13.575			LAP 4 @ 14:26:51.423			LAP 5 @ 14:28:28.056		
NO	BEHIND	LAP TIME	NO	BEHIND	LAP TIME	NO	BEHIND	LAP TIME	NO	BEHIND	LAP TIME	NO	BEHIND	LAP TIME
1		1:43.506	1		1:38.635	1		1:38.090	1		1:37.848	1		1:36.633
43	1.602	1:45.108	69	1.820	1:38.541	69	2.317	1:38.587	69	2.761	1:38.292	43	3.956	1:37.382
69	1.914	1:45.420	43	2.775	1:39.808	43	3.413	1:38.728	43	3.207	1:37.642	69	4.688	1:38.560
8	3.053	1:46.559	8	3.632	1:39.214	8	4.728	1:39.186	8	5.191	1:38.311	8	6.150	1:37.592
23	3.619	1:47.125	23	4.839	1:39.855	24	5.505	1:38.442	24	5.557	1:37.900	24	6.896	1:37.972
24	4.104	1:47.610	24	5.153	1:39.684	23	6.948	1:40.199	12	9.193	1:39.791	12	10.914	1:38.354
12	4.195	1:47.701	12	5.968	1:40.408	12	7.250	1:39.372	23	9.507	1:40.407	23	11.715	1:38.841
82	5.742	1:49.248	116	8.109	1:40.795	116	8.526	1:38.507	4	10.751	1:39.066	4	12.700	1:38.582
116	5.949	1:49.455	4	9.018	1:40.250	4	9.533	1:38.605	116	10.982	1:40.304	116	13.464	1:39.115
17	7.114	1:50.620	17	10.145	1:41.666	17	13.809	1:41.754	17	15.943	1:39.982	17	19.702	1:40.392
4	7.403	1:50.909	91	10.415	1:41.330	5	14.025	1:40.190	5	16.493	1:40.316	29	20.438	1:38.981
91	7.720	1:51.226	5	11.925	1:42.232	29	16.881	1:41.372	29	18.090	1:39.057	5	20.660	1:40.800
223	7.995	1:51.501	29	13.599	1:40.919	15	18.113	1:41.999	91	21.579	1:40.566	91	24.675	1:39.729
5	8.328	1:51.834	15	14.204	1:42.572	223	18.373	1:41.892	15	21.975	1:41.710	223	26.820	1:41.275
15	10.267	1:53.773	223	14.571	1:45.211	91	18.861	1:46.536	223	22.178	1:41.653	15	27.552	1:42.210
96	10.783	1:54.289	107	14.932	1:42.481	107	19.934	1:43.092	107	23.994	1:41.908	96	31.680	1:41.249
107	11.086	1:54.592	96	15.663	1:43.515	82	23.274	1:42.374	82	24.963	1:39.537	55	32.151	1:41.195
29	11.315	1:54.821	10	16.249	1:43.473	96	23.700	1:46.127	96	27.064	1:41.212	107	33.810	1:46.449
10	11.411	1:54.917	70	16.831	1:43.827	55	24.240	1:44.638	55	27.589	1:41.197	82	36.472	1:48.142
70	11.639	1:55.145	55	17.692	1:44.359	70	26.711	1:47.970	70	31.160	1:42.297	70	38.057	1:43.530
55	11.968	1:55.474	66	18.780	1:43.923	66	27.285	1:46.595	66	33.066	1:43.629	99	38.265	1:41.535
66	13.492	1:56.998	82	18.990	1:51.883	99	27.485	1:42.629	99	33.363	1:43.726	10	39.338	1:42.557
16	15.012	1:58.518	16	22.480	1:46.103	10	28.955	1:50.796	10	33.414	1:42.307	66	41.791	1:45.358
36	15.376	1:58.882	99	22.946	1:45.716	16	30.516	1:46.126	16	37.626	1:44.958	16	44.908	1:43.915
99	15.865	1:59.371	36	24.157	1:47.416	36	31.732	1:45.665	36	38.831	1:44.947	36	46.033	1:43.835
112	16.665	2:00.171	112	27.397	1:49.367	112	36.959	1:47.652	112	46.057	1:46.946	112	56.085	1:46.661
19	18.185	2:01.691	19	28.841	1:49.291	19	38.547	1:47.796	19	48.213	1:47.514	19	59.013	1:47.433
77	18.946	2:02.452	77	29.635	1:49.324	77	39.445	1:47.900	77	49.674	1:48.077	77	1:00.743	1:47.702
26	21.105	2:04.611	26	32.312	1:49.842	26	42.481	1:48.259	26	57.352	1:52.719	26	1:09.133	1:48.414
33	1:07.632	2:51.138 P				33	1 Lap	3:00.518 P				33	2 Laps	3:46.001 P

Weather / Track : Overcast / Wet

BRSCC Mazda MX-5 Supercup

RACE 15 - LAP CHART

LAP 6 @ 14:30:05.402			LAP 7 @ 14:31:42.666			LAP 8 @ 14:33:19.502			LAP 9 @ 14:34:57.212			LAP 10 @ 14:36:35.517		
NO	BEHIND	LAP TIME	NO	BEHIND	LAP TIME	NO	BEHIND	LAP TIME	NO	BEHIND	LAP TIME	NO	BEHIND	LAP TIME
1		1:37.346	1		1:37.264	1		1:36.836	1		1:37.710	1		1:38.305
43	4.545	1:37.935	43	4.802	1:37.521	43	6.058	1:38.092	26	1 Lap	1:46.207	77	1 Lap	1:48.536
69	5.496	1:38.154	69	6.213	1:37.981	69	7.842	1:38.465	43	6.158	1:37.810	43	6.264	1:38.411
8	6.650	1:37.846	8	6.567	1:37.181	8	8.082	1:38.351	8	7.947	1:37.575	8	7.463	1:37.821
24	7.491	1:37.941	24	7.334	1:37.107	24	10.656	1:40.158	69	8.150	1:38.018	69	7.789	1:37.944
12	12.145	1:38.577	12	13.881	1:39.000	12	15.283	1:38.238	24	10.641	1:37.695	24	9.726	1:37.390
4	13.862	1:38.508	4	14.966	1:38.368	4	16.126	1:37.996	12	15.551	1:37.978	112	1 Lap	1:51.623
116	14.797	1:38.679	116	15.484	1:37.951	116	16.964	1:38.316	116	16.419	1:37.165	26	1 Lap	1:51.306
23	15.426	1:41.057	23	16.786	1:38.624	23	18.262	1:38.312	4	17.425	1:39.009	12	15.147	1:37.901
29	20.987	1:37.895	29	20.677	1:36.954	29	21.978	1:38.137	23	19.837	1:39.285	116	16.491	1:38.377
17	21.793	1:39.437	17	22.724	1:38.195	5	25.538	1:38.303	29	21.036	1:36.768	4	16.700	1:37.580
5	22.713	1:39.399	5	24.071	1:38.622	17	28.871	1:42.983	5	26.882	1:39.054	29	20.616	1:37.885
91	26.912	1:39.583	91	29.946	1:40.298	91	33.024	1:39.914	17	30.551	1:39.390	23	25.505	1:43.973
223	30.294	1:40.820	223	33.518	1:40.488	15	38.491	1:40.929	91	35.282	1:39.968	5	28.326	1:39.749
15	31.196	1:40.990	15	34.398	1:40.466	223	38.568	1:41.886	223	41.964	1:41.106	17	30.591	1:38.345
96	34.336	1:40.002	55	38.367	1:40.703	55	41.416	1:39.885	15	42.205	1:41.424	91	37.248	1:40.271
55	34.928	1:40.123	96	38.597	1:41.525	96	43.532	1:41.771	55	42.957	1:39.251	223	44.149	1:40.490
107	37.622	1:41.158	107	41.092	1:40.734	107	45.385	1:41.129	96	46.196	1:40.374	15	44.968	1:41.068
70	42.528	1:41.817	70	46.600	1:41.336	99	50.998	1:40.846	107	48.575	1:40.900	55	45.196	1:40.544
99	43.470	1:42.551	99	46.988	1:40.782	70	51.416	1:41.652	99	51.635	1:38.347	96	48.745	1:40.854
10	44.202	1:42.210	10	47.575	1:40.637	10	51.707	1:40.968	70	52.796	1:39.090	107	51.191	1:40.921
82	45.137	1:46.011	66	53.909	1:43.971	66	1:00.028	1:42.955	10	53.600	1:39.603	99	52.980	1:39.650
66	47.202	1:42.757	82	57.542	1:49.669 P	16	1:05.394	1:43.957	66	1:05.142	1:42.824	70	54.397	1:39.906
16	51.649	1:44.087	16	58.273	1:43.888	36	1:07.054	1:43.095	16	1:11.103	1:43.419	10	54.936	1:39.641
36	55.340	1:46.653	36	1:00.795	1:42.719	19	1:25.839	1:45.060	36	1:12.786	1:43.442	66	1:10.844	1:44.007
19	1:08.864	1:47.197	19	1:17.615	1:46.015	77	1:31.309	1:46.661	19	1:34.229	1:46.100	16	1:16.002	1:43.204
77	1:11.231	1:47.834	77	1:21.484	1:47.517	112	1:35.930	1:46.460				36	1:18.840	1:44.359
112	1:17.719	1:58.980	112	1:26.306	1:45.851							19	1:41.237	1:45.313
26	1:19.030	1:47.243	26	1:28.379	1:46.613									

Weather / Track : Overcast / Wet

Results can be found at www.tsl-timing.com

Page 2 of 2

Donington Park National
Circuit Length = 1.9790 miles
Start: 14:20 Flag 14:36 End: 14:40

Printed - 14:43 Sunday, 23 August 2020

BRSCC Mazda MX-5 Supercup

RACE 15 - LAP ANALYSIS

DIFF = Difference To Personal Best Lap

P1 1 Luke HERBERT				
LAP	LAP TIME	DIFF	MPH	TIME OF DAY
1 -	1:43.506	6.873	68.83	14:21:56.850
2 -	1:38.635	2.002	72.23	14:23:35.485
3 -	1:38.090	1.457	72.63	14:25:13.575
4 -	1:37.848	1.215	72.81	14:26:51.423
5 -	1:36.633 (1)		73.72	14:28:28.056
6 -	1:37.346	0.713	73.18	14:30:05.402
7 -	1:37.264 (3)	0.631	73.25	14:31:42.666
8 -	1:36.836 (2)	0.203	73.57	14:33:19.502
9 -	1:37.710	1.077	72.91	14:34:57.212
10 -	1:38.305	1.672	72.47	14:36:35.517

P2 43 Jack HARDING				
LAP	LAP TIME	DIFF	MPH	TIME OF DAY
1 -	1:45.108	7.726	67.78	14:21:58.452
2 -	1:39.808	2.426	71.38	14:23:38.260
3 -	1:38.728	1.346	72.16	14:25:16.988
4 -	1:37.642 (3)	0.260	72.96	14:26:54.630
5 -	1:37.382 (1)		73.16	14:28:32.012
6 -	1:37.935	0.553	72.74	14:30:09.947
7 -	1:37.521 (2)	0.139	73.05	14:31:47.468
8 -	1:38.092	0.710	72.63	14:33:25.560
9 -	1:37.810	0.428	72.84	14:35:03.370
10 -	1:38.411	1.029	72.39	14:36:41.781

P3 8 Samuel SMITH				
LAP	LAP TIME	DIFF	MPH	TIME OF DAY
1 -	1:46.559	9.378	66.86	14:21:59.903
2 -	1:39.214	2.033	71.81	14:23:39.117
3 -	1:39.186	2.005	71.83	14:25:18.303
4 -	1:38.311	1.130	72.47	14:26:56.614
5 -	1:37.592 (3)	0.411	73.00	14:28:34.206
6 -	1:37.846	0.665	72.81	14:30:12.052
7 -	1:37.181 (1)		73.31	14:31:49.233
8 -	1:38.351	1.170	72.44	14:33:27.584
9 -	1:37.575 (2)	0.394	73.01	14:35:05.159
10 -	1:37.821	0.640	72.83	14:36:42.980

P4 69 Abbie EATON				
LAP	LAP TIME	DIFF	MPH	TIME OF DAY
1 -	1:45.420	7.476	67.58	14:21:58.764
2 -	1:38.541	0.597	72.30	14:23:37.305
3 -	1:38.587	0.643	72.26	14:25:15.892
4 -	1:38.292	0.348	72.48	14:26:54.184
5 -	1:38.560	0.616	72.28	14:28:32.744
6 -	1:38.154	0.210	72.58	14:30:10.898
7 -	1:37.981 (2)	0.037	72.71	14:31:48.879
8 -	1:38.465	0.521	72.35	14:33:27.344
9 -	1:38.018 (3)	0.074	72.68	14:35:05.362
10 -	1:37.944 (1)		72.74	14:36:43.306

P5 24 James COSSINS				
LAP	LAP TIME	DIFF	MPH	TIME OF DAY
1 -	1:47.610	10.503	66.20	14:22:00.954
2 -	1:39.684	2.577	71.47	14:23:40.638
3 -	1:38.442	1.335	72.37	14:25:19.080
4 -	1:37.900	0.793	72.77	14:26:56.980
5 -	1:37.972	0.865	72.72	14:28:34.952
6 -	1:37.941	0.834	72.74	14:30:12.893

DIFF = Difference To Personal Best Lap

7 -	1:37.107 (1)		73.36	14:31:50.000
8 -	1:40.158	3.051	71.13	14:33:30.158
9 -	1:37.695 (3)	0.588	72.92	14:35:07.853
10 -	1:37.390 (2)	0.283	73.15	14:36:45.243

P6 12 Declan LEE				
LAP	LAP TIME	DIFF	MPH	TIME OF DAY
1 -	1:47.701	9.800	66.15	14:22:01.045
2 -	1:40.408	2.507	70.95	14:23:41.453
3 -	1:39.372	1.471	71.69	14:25:20.825
4 -	1:39.791	1.890	71.39	14:27:00.616
5 -	1:38.354	0.453	72.43	14:28:38.970
6 -	1:38.577	0.676	72.27	14:30:17.547
7 -	1:39.000	1.099	71.96	14:31:56.547
8 -	1:38.238 (3)	0.337	72.52	14:33:34.785
9 -	1:37.978 (2)	0.077	72.71	14:35:12.763
10 -	1:37.901 (1)		72.77	14:36:50.664

P7 116 Simon BALDWIN (M)				
LAP	LAP TIME	DIFF	MPH	TIME OF DAY
1 -	1:49.455	12.290	65.09	14:22:02.799
2 -	1:40.795	3.630	70.68	14:23:43.594
3 -	1:38.507	1.342	72.32	14:25:22.101
4 -	1:40.304	3.139	71.03	14:27:02.405
5 -	1:39.115	1.950	71.88	14:28:41.520
6 -	1:38.679	1.514	72.20	14:30:20.199
7 -	1:37.951 (2)	0.786	72.73	14:31:58.150
8 -	1:38.316 (3)	1.151	72.46	14:33:36.466
9 -	1:37.165 (1)		73.32	14:35:13.631
10 -	1:38.377	1.212	72.42	14:36:52.008

P8 4 Adam BESSELL				
LAP	LAP TIME	DIFF	MPH	TIME OF DAY
1 -	1:50.909	13.329	64.23	14:22:04.253
2 -	1:40.250	2.670	71.06	14:23:44.503
3 -	1:38.605	1.025	72.25	14:25:23.108
4 -	1:39.066	1.486	71.91	14:27:02.174
5 -	1:38.582	1.002	72.27	14:28:40.756
6 -	1:38.508	0.928	72.32	14:30:19.264
7 -	1:38.368 (3)	0.788	72.42	14:31:57.632
8 -	1:37.996 (2)	0.416	72.70	14:33:35.628
9 -	1:39.009	1.429	71.95	14:35:14.637
10 -	1:37.580 (1)		73.01	14:36:52.217

P9 29 Patrick FLETCHER				
LAP	LAP TIME	DIFF	MPH	TIME OF DAY
1 -	1:54.821	18.053	62.04	14:22:08.165
2 -	1:40.919	4.151	70.59	14:23:49.084
3 -	1:41.372	4.604	70.28	14:25:30.456
4 -	1:39.057	2.289	71.92	14:27:09.513
5 -	1:38.981	2.213	71.97	14:28:48.494
6 -	1:37.895	1.127	72.77	14:30:26.389
7 -	1:36.954 (2)	0.186	73.48	14:32:03.343
8 -	1:38.137	1.369	72.59	14:33:41.480
9 -	1:36.768 (1)		73.62	14:35:18.248
10 -	1:37.885 (3)	1.117	72.78	14:36:56.133

P10 23 Martin TOLLEY (M)				
LAP	LAP TIME	DIFF	MPH	TIME OF DAY
1 -	1:47.125	8.813	66.50	14:22:00.469

Weather / Track : Overcast / Wet

BRSCC Mazda MX-5 Supercup

RACE 15 - LAP ANALYSIS

DIFF = Difference To Personal Best Lap

2 -	1:39.855	1.543	71.34	14:23:40.324
3 -	1:40.199	1.887	71.10	14:25:20.523
4 -	1:40.407	2.095	70.95	14:27:00.930
5 -	1:38.841 (3)	0.529	72.08	14:28:39.771
6 -	1:41.057	2.745	70.50	14:30:20.828
7 -	1:38.624 (2)	0.312	72.24	14:31:59.452
8 -	1:38.312 (1)		72.46	14:33:37.764
9 -	1:39.285	0.973	71.75	14:35:17.049
10 -	1:43.973	5.661	68.52	14:37:01.022

P11 5 John LANGRIDGE

LAP	LAP TIME	DIFF	MPH	TIME OF DAY
1 -	1:51.834	13.531	63.70	14:22:05.178
2 -	1:42.232	3.929	69.69	14:23:47.410
3 -	1:40.190	1.887	71.11	14:25:27.600
4 -	1:40.316	2.013	71.02	14:27:07.916
5 -	1:40.800	2.497	70.68	14:28:48.716
6 -	1:39.399	1.096	71.67	14:30:28.115
7 -	1:38.622 (2)	0.319	72.24	14:32:06.737
8 -	1:38.303 (1)		72.47	14:33:45.040
9 -	1:39.054 (3)	0.751	71.92	14:35:24.094
10 -	1:39.749	1.446	71.42	14:37:03.843

P12 17 Nicholas DUNN

LAP	LAP TIME	DIFF	MPH	TIME OF DAY
1 -	1:50.620	12.425	64.40	14:22:03.964
2 -	1:41.666	3.471	70.07	14:23:45.630
3 -	1:41.754	3.559	70.01	14:25:27.384
4 -	1:39.982	1.787	71.25	14:27:07.366
5 -	1:40.392	2.197	70.96	14:28:47.758
6 -	1:39.437	1.242	71.64	14:30:27.195
7 -	1:38.195 (1)		72.55	14:32:05.390
8 -	1:42.983	4.788	69.18	14:33:48.373
9 -	1:39.390 (3)	1.195	71.68	14:35:27.763
10 -	1:38.345 (2)	0.150	72.44	14:37:06.108

P13 91 Jack SYCAMORE

LAP	LAP TIME	DIFF	MPH	TIME OF DAY
1 -	1:51.226	11.643	64.05	14:22:04.570
2 -	1:41.330	1.747	70.31	14:23:45.900
3 -	1:46.536	6.953	66.87	14:25:32.436
4 -	1:40.566	0.983	70.84	14:27:13.002
5 -	1:39.729 (2)	0.146	71.44	14:28:52.731
6 -	1:39.583 (1)		71.54	14:30:32.314
7 -	1:40.298	0.715	71.03	14:32:12.612
8 -	1:39.914 (3)	0.331	71.30	14:33:52.526
9 -	1:39.968	0.385	71.26	14:35:32.494
10 -	1:40.271	0.688	71.05	14:37:12.765

P14 223 Garry TOWNSEND (M)

LAP	LAP TIME	DIFF	MPH	TIME OF DAY
1 -	1:51.501	11.013	63.89	14:22:04.845
2 -	1:45.211	4.723	67.71	14:23:50.056
3 -	1:41.892	1.404	69.92	14:25:31.948
4 -	1:41.653	1.165	70.08	14:27:13.601
5 -	1:41.275	0.787	70.34	14:28:54.876
6 -	1:40.820 (3)	0.332	70.66	14:30:35.696
7 -	1:40.488 (1)		70.90	14:32:16.184
8 -	1:41.886	1.398	69.92	14:33:58.070
9 -	1:41.106	0.618	70.46	14:35:39.176
10 -	1:40.490 (2)	0.002	70.89	14:37:19.666

DIFF = Difference To Personal Best Lap

P15 15 Clive POWLES (M)				
LAP	LAP TIME	DIFF	MPH	TIME OF DAY
1 -	1:53.773	13.307	62.62	14:22:07.117
2 -	1:42.572	2.106	69.45	14:23:49.689
3 -	1:41.999	1.533	69.85	14:25:31.688
4 -	1:41.710	1.244	70.04	14:27:13.398
5 -	1:42.210	1.744	69.70	14:28:55.608
6 -	1:40.990 (3)	0.524	70.54	14:30:36.598
7 -	1:40.466 (1)		70.91	14:32:17.064
8 -	1:40.929 (2)	0.463	70.59	14:33:57.993
9 -	1:41.424	0.958	70.24	14:35:39.417
10 -	1:41.068	0.602	70.49	14:37:20.485

P16 55 Simon FLEET (M)

LAP	LAP TIME	DIFF	MPH	TIME OF DAY
1 -	1:55.474	16.223	61.69	14:22:08.818
2 -	1:44.359	5.108	68.27	14:23:53.177
3 -	1:44.638	5.387	68.08	14:25:37.815
4 -	1:41.197	1.946	70.40	14:27:19.012
5 -	1:41.195	1.944	70.40	14:29:00.207
6 -	1:40.123 (3)	0.872	71.15	14:30:40.330
7 -	1:40.703	1.452	70.74	14:32:21.033
8 -	1:39.885 (2)	0.634	71.32	14:34:00.918
9 -	1:39.251 (1)		71.78	14:35:40.169
10 -	1:40.544	1.293	70.86	14:37:20.713

P17 96 Christopher RICHARDSON

LAP	LAP TIME	DIFF	MPH	TIME OF DAY
1 -	1:54.289	14.287	62.33	14:22:07.633
2 -	1:43.515	3.513	68.82	14:23:51.148
3 -	1:46.127	6.125	67.13	14:25:37.275
4 -	1:41.212	1.210	70.39	14:27:18.487
5 -	1:41.249	1.247	70.36	14:28:59.736
6 -	1:40.002 (1)		71.24	14:30:39.738
7 -	1:41.525	1.523	70.17	14:32:21.263
8 -	1:41.771	1.769	70.00	14:34:03.034
9 -	1:40.374 (2)	0.372	70.98	14:35:43.408
10 -	1:40.854 (3)	0.852	70.64	14:37:24.262

P18 107 Sam BAILEY (M)

LAP	LAP TIME	DIFF	MPH	TIME OF DAY
1 -	1:54.592	13.858	62.17	14:22:07.936
2 -	1:42.481	1.747	69.52	14:23:50.417
3 -	1:43.092	2.358	69.10	14:25:33.509
4 -	1:41.908	1.174	69.91	14:27:15.417
5 -	1:46.449	5.715	66.93	14:29:01.866
6 -	1:41.158	0.424	70.43	14:30:43.024
7 -	1:40.734 (1)		70.72	14:32:23.758
8 -	1:41.129	0.395	70.45	14:34:04.887
9 -	1:40.900 (2)	0.166	70.61	14:35:45.787
10 -	1:40.921 (3)	0.187	70.59	14:37:26.708

P19 99 Nick RUTTER (M)

LAP	LAP TIME	DIFF	MPH	TIME OF DAY
1 -	1:59.371	21.024	59.68	14:22:12.715
2 -	1:45.716	7.369	67.39	14:23:58.431
3 -	1:42.629	4.282	69.42	14:25:41.060
4 -	1:43.726	5.379	68.68	14:27:24.786
5 -	1:41.535	3.188	70.16	14:29:06.321

Weather / Track : Overcast / Wet

Donington Park National
Circuit Length = 1.9790 miles
Start: 14:20 Flag 14:36 End: 14:40

BRSCC Mazda MX-5 Supercup

RACE 15 - LAP ANALYSIS

DIFF = Difference To Personal Best Lap

6 -	1:42.551	4.204	69.47	14:30:48.872
7 -	1:40.782 (3)	2.435	70.69	14:32:29.654
8 -	1:40.846	2.499	70.64	14:34:10.500
9 -	1:38.347 (1)		72.44	14:35:48.847
10 -	1:39.650 (2)	1.303	71.49	14:37:28.497

P20 70 Xavier BROOKE (M)

LAP	LAP TIME	DIFF	MPH	TIME OF DAY
1 -	1:55.145	16.055	61.87	14:22:08.489
2 -	1:43.827	4.737	68.62	14:23:52.316
3 -	1:47.970	8.880	65.98	14:25:40.286
4 -	1:42.297	3.207	69.64	14:27:22.583
5 -	1:43.530	4.440	68.81	14:29:06.113
6 -	1:41.817	2.727	69.97	14:30:47.930
7 -	1:41.336 (3)	2.246	70.30	14:32:29.266
8 -	1:41.652	2.562	70.08	14:34:10.918
9 -	1:39.090 (1)		71.90	14:35:50.008
10 -	1:39.906 (2)	0.816	71.31	14:37:29.914

P21 10 Brayden FLETCHER

LAP	LAP TIME	DIFF	MPH	TIME OF DAY
1 -	1:54.917	15.314	61.99	14:22:08.261
2 -	1:43.473	3.870	68.85	14:23:51.734
3 -	1:50.796	11.193	64.30	14:25:42.530
4 -	1:42.307	2.704	69.63	14:27:24.837
5 -	1:42.557	2.954	69.47	14:29:07.394
6 -	1:42.210	2.607	69.70	14:30:49.604
7 -	1:40.637 (3)	1.034	70.79	14:32:30.241
8 -	1:40.968	1.365	70.56	14:34:11.209
9 -	1:39.603 (1)		71.53	14:35:50.812
10 -	1:39.641 (2)	0.038	71.50	14:37:30.453

P22 66 Martin HEATH

LAP	LAP TIME	DIFF	MPH	TIME OF DAY
1 -	1:56.998	14.241	60.89	14:22:10.342
2 -	1:43.923	1.166	68.55	14:23:54.265
3 -	1:46.595	3.838	66.83	14:25:40.860
4 -	1:43.629	0.872	68.75	14:27:24.489
5 -	1:45.358	2.601	67.62	14:29:09.847
6 -	1:42.757 (1)		69.33	14:30:52.604
7 -	1:43.971	1.214	68.52	14:32:36.575
8 -	1:42.955 (3)	0.198	69.20	14:34:19.530
9 -	1:42.824 (2)	0.067	69.28	14:36:02.354
10 -	1:44.007	1.250	68.50	14:37:46.361

P23 16 Matt PICKFORD (M)

LAP	LAP TIME	DIFF	MPH	TIME OF DAY
1 -	1:58.518	15.314	60.11	14:22:11.862
2 -	1:46.103	2.899	67.14	14:23:57.965
3 -	1:46.126	2.922	67.13	14:25:44.091
4 -	1:44.958	1.754	67.88	14:27:29.049
5 -	1:43.915	0.711	68.56	14:29:12.964
6 -	1:44.087	0.883	68.44	14:30:57.051
7 -	1:43.888 (3)	0.684	68.58	14:32:40.939
8 -	1:43.957	0.753	68.53	14:34:24.896
9 -	1:43.419 (2)	0.215	68.89	14:36:08.315
10 -	1:43.204 (1)		69.03	14:37:51.519

DIFF = Difference To Personal Best Lap

P24 36 David HENDERSON				
LAP	LAP TIME	DIFF	MPH	TIME OF DAY
1 -	1:58.882	16.163	59.92	14:22:12.226
2 -	1:47.416	4.697	66.32	14:23:59.642
3 -	1:45.665	2.946	67.42	14:25:45.307
4 -	1:44.947	2.228	67.88	14:27:30.254
5 -	1:43.835	1.116	68.61	14:29:14.089
6 -	1:46.653	3.934	66.80	14:31:00.742
7 -	1:42.719 (1)		69.36	14:32:43.461
8 -	1:43.095 (2)	0.376	69.10	14:34:26.556
9 -	1:43.442 (3)	0.723	68.87	14:36:09.998
10 -	1:44.359	1.640	68.27	14:37:54.357

P25 19 Liz WALTON (M)

LAP	LAP TIME	DIFF	MPH	TIME OF DAY
1 -	2:01.691	16.631	58.54	14:22:15.035
2 -	1:49.291	4.231	65.18	14:24:04.326
3 -	1:47.796	2.736	66.09	14:25:52.122
4 -	1:47.514	2.454	66.26	14:27:39.636
5 -	1:47.433	2.373	66.31	14:29:27.069
6 -	1:47.197	2.137	66.46	14:31:14.266
7 -	1:46.015 (3)	0.955	67.20	14:33:00.281
8 -	1:45.060 (1)		67.81	14:34:45.341
9 -	1:46.100	1.040	67.15	14:36:31.441
10 -	1:45.313 (2)	0.253	67.65	14:38:16.754

P26 77 Seamus HEANEY

LAP	LAP TIME	DIFF	MPH	TIME OF DAY
1 -	2:02.452	15.791	58.18	14:22:15.796
2 -	1:49.324	2.663	65.16	14:24:05.120
3 -	1:47.900	1.239	66.03	14:25:53.020
4 -	1:48.077	1.416	65.92	14:27:41.097
5 -	1:47.702 (3)	1.041	66.15	14:29:28.799
6 -	1:47.834	1.173	66.07	14:31:16.633
7 -	1:47.517 (2)	0.856	66.26	14:33:04.150
8 -	1:46.661 (1)		66.79	14:34:50.811
9 -	1:48.536	1.875	65.64	14:36:39.347

P27 112 David OREILLY (M)

LAP	LAP TIME	DIFF	MPH	TIME OF DAY
1 -	2:00.171	14.320	59.28	14:22:13.515
2 -	1:49.367	3.516	65.14	14:24:02.882
3 -	1:47.652	1.801	66.18	14:25:50.534
4 -	1:46.946	1.095	66.61	14:27:37.480
5 -	1:46.661 (3)	0.810	66.79	14:29:24.141
6 -	1:58.980	13.129	59.88	14:31:23.121
7 -	1:45.851 (1)		67.30	14:33:08.972
8 -	1:46.460 (2)	0.609	66.92	14:34:55.432
9 -	1:51.623	5.772	63.82	14:36:47.055

P28 26 Duncan HARRIS (M)

LAP	LAP TIME	DIFF	MPH	TIME OF DAY
1 -	2:04.611	18.404	57.17	14:22:17.955
2 -	1:49.842	3.635	64.86	14:24:07.797
3 -	1:48.259	2.052	65.81	14:25:56.056
4 -	1:52.719	6.512	63.20	14:27:48.775
5 -	1:48.414	2.207	65.71	14:29:37.189
6 -	1:47.243 (3)	1.036	66.43	14:31:24.432
7 -	1:46.613 (2)	0.406	66.82	14:33:11.045
8 -	1:46.207 (1)		67.08	14:34:57.252

Donington Park National
Circuit Length = 1.9790 miles
Start: 14:20 Flag 14:36 End: 14:40

Weather / Track : Overcast / Wet

BRSCC Mazda MX-5 Supercup

RACE 15 - LAP ANALYSIS

DIFF = Difference To Personal Best Lap

9 - 1:51.306 5.099 64.00 14:36:48.558

P29 82 Michael KNIBBS				
LAP	LAP TIME	DIFF	MPH	TIME OF DAY
1 -	1:49.248	9.711	65.21	14:22:02.592
2 -	1:51.883	12.346	63.67	14:23:54.475
3 -	1:42.374 (2)	2.837	69.59	14:25:36.849
4 -	1:39.537 (1)		71.57	14:27:16.386
5 -	1:48.142	8.605	65.88	14:29:04.528
6 -	1:46.011 (3)	6.474	67.20	14:30:50.539
7 -	1:49.669 P	10.132	64.96	14:32:40.208

P30 33 Kelvin FLETCHER				
LAP	LAP TIME	DIFF	MPH	TIME OF DAY
1 -	2:51.138 P		41.63	14:23:04.482
2 -	3:00.518 P		39.46	14:26:05.000
3 -	3:46.001 P		31.52	14:29:51.001

BRSCC Mazda MX-5 Supercup

RACE 15 - STATISTICS

Competitors Started 30
Planned Start 2020-08-23 @ 14:20:00.000
Actual Start 2020-08-23 @ 14:20:13.343
Finish Time 2020-08-23 @ 14:36:34.617
Track Length 1.9790mi.
Total Laps 287
Total Distance Covered 567.9922mi.

Session Fastest Lap History

NO	CL	NAME	LAP TIME	TIME OF DAY	LAP	VEHICLE
1	Pro	Luke HERBERT	1:43.506	14:21:56.853	1	Mazda MX-5 Mk3
1	Pro	Luke HERBERT	1:38.635	14:23:35.486	2	Mazda MX-5 Mk3
69	Pro	Abbie EATON	1:38.541	14:23:37.307	2	Mazda MX-5 Mk3
1	Pro	Luke HERBERT	1:38.090	14:25:13.577	3	Mazda MX-5 Mk3
1	Pro	Luke HERBERT	1:37.848	14:26:51.425	4	Mazda MX-5 Mk3
43	Pro	Jack HARDING	1:37.642	14:26:54.634	4	Mazda MX-5 Mk3
1	Pro	Luke HERBERT	1:36.633	14:28:28.058	5	Mazda MX-5 Mk3

Session Leader History

NO	CL	NAME	FROM LAP	LAPS LED	DISTANCE	VEHICLE
1	Pro	Luke HERBERT	1	10	19.75 miles	Mazda MX-5 Mk3

Flag History

TYPE	TIME OF DAY
GREEN	14:20:13.343
FINISH	14:36:34.617

Flag Statistics

TYPE	COUNT	TOTAL LAPS	TOTAL TIME
Green	1	10	20:10.657
Red	0	0	0.000
Safety Car	0	0	0.000
FCY	0	0	0.000

BRSCC Mazda MX-5 Supercup

RACE 15 - STATISTICS

CLASS : Club

6 Starters

Fastest Lap History

NO	NAME	LAP TIME	TIME OF DAY	LAP	VEHICLE
15	Clive POWLES (M)	1:53.773	14:22:07.101	1	Mazda MX-5 Mk3
15	Clive POWLES (M)	1:42.572	14:23:49.673	2	Mazda MX-5 Mk3
15	Clive POWLES (M)	1:41.999	14:25:31.671	3	Mazda MX-5 Mk3
15	Clive POWLES (M)	1:41.710	14:27:13.383	4	Mazda MX-5 Mk3
15	Clive POWLES (M)	1:40.990	14:30:36.583	6	Mazda MX-5 Mk3
15	Clive POWLES (M)	1:40.466	14:32:17.048	7	Mazda MX-5 Mk3
70	Xavier BROOKE (M)	1:39.090	14:35:50.009	9	Mazda MX-5 Mk3

Leader History

NO	NAME	FROM LAP	LAPS LED	DISTANCE	VEHICLE
15	Clive POWLES (M)	1	10	19.75 miles	Mazda MX-5 Mk3

BRSCC Mazda MX-5 Supercup

RACE 15 - STATISTICS

CLASS : Pro

24 Starters


Fastest Lap History

NO	NAME	LAP TIME	TIME OF DAY	LAP	VEHICLE
1	Luke HERBERT	1:43.506	14:21:56.853	1	Mazda MX-5 Mk3
1	Luke HERBERT	1:38.635	14:23:35.486	2	Mazda MX-5 Mk3
69	Abbie EATON	1:38.541	14:23:37.307	2	Mazda MX-5 Mk3
1	Luke HERBERT	1:38.090	14:25:13.577	3	Mazda MX-5 Mk3
1	Luke HERBERT	1:37.848	14:26:51.425	4	Mazda MX-5 Mk3
43	Jack HARDING	1:37.642	14:26:54.634	4	Mazda MX-5 Mk3
1	Luke HERBERT	1:36.633	14:28:28.058	5	Mazda MX-5 Mk3

Leader History

NO	NAME	FROM LAP	LAPS LED	DISTANCE	VEHICLE
1	Luke HERBERT	1	10	19.75 miles	Mazda MX-5 Mk3

BRSCC Mazda MX-5 Supercup
RACE 22 - GRID (15 minutes)

ROW 15	29	82	Michael KNIBBS	30	33	Kelvin FLETCHER
ROW 14	27	112	David OREILLY (M)	28	26	Duncan HARRIS (M)
ROW 13	25	19	Liz WALTON (M)	26	77	Seamus HEANEY
ROW 12	23	16	Matt PICKFORD (M)	24	36	David HENDERSON
ROW 11	21	10	Brayden FLETCHER	22	66	Martin HEATH
ROW 10	19	99	Nick RUTTER (M)	20	70	Xavier BROOKE (M)
ROW 9	17	96	Christopher RICHARDSON	18	107	Sam BAILEY (M)
ROW 8	15	15	Clive POWLES (M)	16	55	Simon FLEET (M)
ROW 7	13	91	Jack SYCAMORE	14	223	Garry TOWNSEND (M)
ROW 6	11	5	John LANGRIDGE	12	17	Nicholas DUNN
ROW 5	9	29	Patrick FLETCHER	10	23	Martin TOLLEY (M)
ROW 4	7	1	Luke HERBERT	8	4	Adam BESSELL
ROW 3	5	8	Samuel SMITH	6	43	Jack HARDING
ROW 2	3	24	James COSSINS	4	69	Abbie EATON
ROW 1	1	116	Simon BALDWIN (M)	2	12	Declan LEE
Pole						
						

 Donington Park National
 Circuit Length = 1.9790 miles

These results are provisional until the conclusion of any judicial and technical matters.

Clerk Of Course :	Steward :	Timekeeper :

 Results can be found at www.tsl-timing.com

Printed - 15:18 Sunday, 23 August 2020

BRSCC Mazda MX-5 Supercup

RACE 22 - CLASSIFICATION

POS	NO	CL	PIC NAME	ENTRY	LAPS	TIME	GAP	DIFF	MPH	BEST	ON
1	43	Pro	1 Jack HARDING	Mazda MX-5 Mk3	11	15:28.269			84.28	1:23.339	5
2	1	Pro	2 Luke HERBERT	Mazda MX-5 Mk3	11	15:28.634	0.365	0.365	84.24	1:23.196	9
3	24	Pro	3 James COSSINS	Mazda MX-5 Mk3	11	15:31.162	2.893	2.528	84.01	1:23.335	5
4	8	Pro	4 Samuel SMITH	Mazda MX-5 Mk3	11	15:31.371	3.102	0.209	83.99	1:22.646	6
5	29	Pro	5 Patrick FLETCHER	Mazda MX-5 Mk3	11	15:31.409	3.140	0.038	83.99	1:22.606	6
6	91	Pro	6 Jack SYCAMORE	Mazda MX-5 Mk3	11	15:35.728	7.459	4.319	83.60	1:22.931	6
7	5	Pro	7 John LANGRIDGE	Mazda MX-5 Mk3	11	15:36.061	7.792	0.333	83.57	1:22.894	6
8	69	Pro	8 Abbie EATON	Mazda MX-5 Mk3	11	15:43.621	15.352	7.560	82.90	1:23.612	9
9	23	Pro	9 Martin TOLLEY (M)	Mazda MX-5 Mk3	11	15:44.049	15.780	0.428	82.87	1:23.644	3
10	82	Pro	10 Michael KNIBBS	Mazda MX-5 Mk3	11	15:45.458	17.189	1.409	82.74	1:23.866	9
11	96	Pro	11 Christopher RICHARDSON	Mazda MX-5 Mk3	11	15:46.620	18.351	1.162	82.64	1:24.591	3
12	107	Pro	12 Sam BAILEY (M)	Mazda MX-5 Mk3	11	15:46.839	18.570	0.219	82.62	1:24.327	3
13	4	Pro	13 Adam BESSELL	Mazda MX-5 Mk3	11	15:46.872	18.603	0.033	82.62	1:23.603	3
14	17	Pro	14 Nicholas DUNN	Mazda MX-5 Mk3	11	15:47.164	18.895	0.292	82.59	1:23.571	4
15	12	Pro	15 Declan LEE	Mazda MX-5 Mk3	11	15:48.562	20.293	1.398	82.47	1:24.045	3
16	36	Pro	16 David HENDERSON	Mazda MX-5 Mk3	11	15:48.614	20.345	0.052	82.47	1:24.500	10
17	70	Club	1 Xavier BROOKE (M)	Mazda MX-5 Mk3	11	15:50.667	22.398	2.053	82.29	1:24.787	7
18	15	Club	2 Clive POWLES (M)	Mazda MX-5 Mk3	11	15:51.029	22.760	0.362	82.26	1:23.586	9
19	55	Pro	17 Simon FLEET (M)	Mazda MX-5 Mk3	11	15:51.367	23.098	0.338	82.23	1:24.851	3
20	16	Pro	18 Matt PICKFORD (M)	Mazda MX-5 Mk3	11	15:54.211	25.942	2.844	81.98	1:24.798	8
21	116	Pro	19 Simon BALDWIN (M)	Mazda MX-5 Mk3	11	16:02.964	34.695	8.753	81.24	1:24.248	9
22	112	Club	3 David OREILLY (M)	Mazda MX-5 Mk3	11	16:05.373	37.104	2.409	81.04	1:25.991	7
23	66	Pro	20 Martin HEATH	Mazda MX-5 Mk3	11	16:19.262	50.993	13.889	79.89	1:26.200	7
24	26	Club	4 Duncan HARRIS (M)	Mazda MX-5 Mk3	11	16:24.370	56.101	5.108	79.47	1:26.146	4
25	19	Club	5 Liz WALTON (M)	Mazda MX-5 Mk3	11	16:25.554	57.285	1.184	79.38	1:26.393	11
26	77	Club	6 Seamus HEANEY	Mazda MX-5 Mk3	10	15:41.723	1 Lap	1 Lap	75.51	1:30.202	10

NOT CLASSIFIED

DNF	10	Pro	Brayden FLETCHER	Mazda MX-5 Mk3	10	14:35.031	1 Lap		81.26	1:24.164	7
DNF	33	Pro	Kelvin FLETCHER	Mazda MX-5 Mk3	2	3:18.491	9 Laps	8 Laps	71.10	1:36.483	1
DNF	99	Pro	Nick RUTTER (M)	Mazda MX-5 Mk3	0						

FASTEST LAP

29	Pro	Patrick FLETCHER	Mazda MX-5 Mk3	6	1:22.606	86.24 mph	138.80 kph
15	Club	Clive POWLES (M)	Mazda MX-5 Mk3	9	1:23.586	85.23 mph	137.17 kph

Weather / Track : Cloudy / Dry

These results are provisional until the conclusion of any judicial and technical matters.

Donington Park National
 Circuit Length = 1.9790 miles
 Start: 18:22 Flag 18:37 End: 18:40

Clerk Of Course :	Steward :	Timekeeper :
-------------------	-----------	--------------

BRSCC Mazda MX-5 Supercup

RACE 22 - LAP CHART

LAP 1 @ 18:23:52.572			LAP 2 @ 18:25:18.834			LAP 3 @ 18:26:42.206			LAP 4 @ 18:28:05.557			LAP 5 @ 18:29:28.892		
NO	BEHIND	LAP TIME	NO	BEHIND	LAP TIME	NO	BEHIND	LAP TIME	NO	BEHIND	LAP TIME	NO	BEHIND	LAP TIME
116		1:29.668	24		1:25.550	24		1:23.372	24		1:23.351	24		1:23.335
69	0.203	1:29.871	43	0.210	1:25.561	43	0.203	1:23.365	43	0.250	1:23.398	43	0.254	1:23.339
12	0.476	1:30.144	1	1.020	1:25.847	1	1.249	1:23.601	1	1.432	1:23.534	1	1.501	1:23.404
24	0.712	1:30.380	8	1.223	1:26.567	8	1.573	1:23.722	4	3.288	1:24.495	29	3.309	1:23.100
43	0.911	1:30.579	29	1.443	1:25.772	29	1.723	1:23.652	29	3.544	1:25.172	8	3.663	1:23.451
8	0.918	1:30.586	4	1.913	1:26.479	4	2.144	1:23.603	8	3.547	1:25.325	91	4.111	1:23.635
1	1.435	1:31.103	5	2.222	1:25.398	5	2.473	1:23.623	91	3.811	1:24.379	5	4.436	1:23.958
4	1.696	1:31.364	91	2.420	1:25.764	91	2.783	1:23.735	5	3.813	1:24.691	4	7.293	1:27.340
29	1.933	1:31.601	15	2.890	1:25.617	15	3.461	1:23.943	15	4.204	1:24.094	17	7.456	1:25.206
23	2.408	1:32.076	96	3.441	1:25.871	23	3.936	1:23.644	23	4.402	1:23.817	96	7.616	1:24.746
17	2.703	1:32.371	23	3.664	1:27.518	96	4.660	1:24.591	17	5.585	1:23.571	15	7.797	1:26.928
91	2.918	1:32.586	107	4.263	1:26.321	107	5.218	1:24.327	96	6.205	1:24.896	107	7.831	1:24.742
5	3.086	1:32.754	17	4.613	1:28.172	17	5.365	1:24.124	107	6.424	1:24.557	23	7.975	1:26.908
15	3.535	1:33.203	70	4.869	1:26.118	70	6.291	1:24.794	70	7.754	1:24.814	69	8.619	1:23.761
96	3.832	1:33.500	55	5.240	1:26.195	55	6.719	1:24.851	69	8.193	1:24.009	70	11.026	1:26.607
107	4.204	1:33.872	36	5.585	1:26.173	36	7.129	1:24.916	55	8.718	1:25.350	12	11.344	1:25.547
70	5.013	1:34.681	82	5.795	1:24.674	82	7.372	1:24.949	82	8.926	1:24.905	55	11.790	1:26.407
55	5.307	1:34.975	10	6.190	1:26.390	69	7.535	1:23.926	12	9.132	1:24.259	82	11.884	1:26.293
36	5.674	1:35.342	69	6.981	1:33.040	12	8.224	1:24.045	36	10.107	1:26.329	10	12.000	1:24.997
10	6.062	1:35.730	12	7.551	1:33.337	10	8.951	1:26.133	10	10.338	1:24.738	36	12.037	1:25.265
33	6.815	1:36.483	16	9.827	1:27.656	16	13.017	1:26.562	16	14.929	1:25.263	16	16.651	1:25.057
82	7.383	1:37.051	112	9.841	1:27.946	112	13.801	1:27.332	112	17.102	1:26.652	112	20.851	1:27.084
112	8.157	1:37.825	66	15.217	1:29.653	66	19.120	1:27.275	66	22.650	1:26.881	66	25.857	1:26.542
16	8.433	1:38.101	19	19.391	1:29.885	19	24.832	1:28.813	116	29.237	1:24.932	116	30.340	1:24.438
66	11.826	1:41.494	26	19.730	1:29.758	116	27.656	1:24.930	19	29.990	1:28.509	19	34.061	1:27.406
19	15.768	1:45.436	33	22.561	1:42.008 P	26	27.860	1:31.502	26	30.655	1:26.146	26	34.227	1:26.907
26	16.234	1:45.902	116	26.098	1:52.360	77	37.445	1:33.049	77	46.756	1:32.662	77	55.471	1:32.050
77	18.067	1:47.735	77	27.768	1:35.963									

Weather / Track : Cloudy / Dry

BRSCC Mazda MX-5 Supercup

RACE 22 - LAP CHART

LAP 6 @ 18:30:52.682			LAP 7 @ 18:32:16.409			LAP 8 @ 18:33:40.060			LAP 9 @ 18:35:03.556			LAP 10 @ 18:36:27.226		
NO	BEHIND	LAP TIME	NO	BEHIND	LAP TIME	NO	BEHIND	LAP TIME	NO	BEHIND	LAP TIME	NO	BEHIND	LAP TIME
43		1:23.536	43		1:23.727	43		1:23.651	43		1:23.496	43		1:23.670
1	1.434	1:23.723	1	1.706	1:23.999	1	1.443	1:23.388	1	1.143	1:23.196	1	0.865	1:23.392
24	1.880	1:25.670	24	1.859	1:23.706	24	1.938	1:23.730	24	1.888	1:23.446	24	1.660	1:23.442
29	2.125	1:22.606	29	2.330	1:23.932	8	2.945	1:23.938	8	2.555	1:23.106	8	1.977	1:23.092
8	2.519	1:22.646	8	2.658	1:23.866	29	3.376	1:24.697	29	3.329	1:23.449	29	2.917	1:23.258
91	3.252	1:22.931	5	3.787	1:23.974	5	4.219	1:24.083	5	4.573	1:23.850	5	5.772	1:24.869
5	3.540	1:22.894	91	5.023	1:25.498	91	5.715	1:24.343	91	6.691	1:24.472	91	6.991	1:23.970
23	9.926	1:25.741	23	11.380	1:25.181	23	12.666	1:24.937	23	13.712	1:24.542	77	1 Lap	1:35.000
4	10.515	1:27.012	96	12.165	1:25.188	96	13.921	1:25.407	69	14.227	1:23.612	23	14.745	1:24.703
96	10.704	1:26.878	4	12.356	1:25.568	69	14.111	1:24.967	96	15.058	1:24.633	69	14.960	1:24.403
17	10.920	1:27.254	17	12.566	1:25.373	107	14.290	1:25.140	107	15.271	1:24.477	107	16.318	1:24.717
107	10.936	1:26.895	69	12.795	1:25.361	12	15.664	1:25.432	82	16.638	1:23.866	96	16.928	1:25.540
69	11.161	1:26.332	107	12.801	1:25.592	17	16.033	1:27.118	12	16.852	1:24.684	82	17.078	1:24.110
12	13.398	1:25.844	12	13.883	1:24.212	82	16.268	1:25.782	4	17.341	1:24.375	4	17.623	1:23.952
82	13.608	1:25.514	82	14.137	1:24.256	4	16.462	1:27.757	17	17.706	1:25.169	17	17.752	1:23.716
10	14.084	1:25.874	10	14.521	1:24.164	10	16.557	1:25.687	10	17.993	1:24.932	12	17.832	1:24.650
70	14.268	1:27.032	70	15.328	1:24.787	36	17.576	1:25.098	36	18.685	1:24.605	36	19.515	1:24.500
36	14.666	1:26.419	36	16.129	1:25.190	70	17.901	1:26.224	70	19.348	1:24.943	70	20.811	1:25.133
55	15.082	1:27.082	55	16.820	1:25.465	55	18.170	1:25.001	55	20.056	1:25.382	55	21.705	1:25.319
16	18.231	1:25.370	16	19.492	1:24.988	16	20.639	1:24.798	16	21.981	1:24.838	15	22.775	1:23.597
15	21.307	1:37.300	15	22.146	1:24.566	15	22.758	1:24.263	15	22.848	1:23.586	16	24.099	1:25.788
112	23.680	1:26.619	112	25.944	1:25.991	112	28.932	1:26.639	112	31.689	1:26.253	10	30.709	1:36.386 P
66	28.964	1:26.897	66	31.437	1:26.200	116	32.673	1:24.875	116	33.425	1:24.248	116	34.163	1:24.408
116	30.815	1:24.265	116	31.449	1:24.361	66	35.266	1:27.480	66	41.095	1:29.325	112	34.632	1:26.613
19	38.084	1:27.813	19	42.461	1:28.104	19	46.398	1:27.588	26	50.547	1:27.435	66	46.318	1:28.893
26	40.494	1:30.057	26	43.207	1:26.440	26	46.608	1:27.052	19	51.302	1:28.400	26	53.470	1:26.593
77	1:03.604	1:31.923	77	1:12.016	1:32.139	77	1:19.365	1:31.000				19	54.839	1:27.207

Weather / Track : Cloudy / Dry

BRSCC Mazda MX-5 Supercup

RACE 22 - LAP CHART

LAP 11 @ 18:37:51.173

NO	BEHIND	LAP TIME
43		1:23.947
1	0.365	1:23.447
24	2.893	1:25.180
8	3.102	1:25.072
29	3.140	1:24.170
91	7.459	1:24.415
5	7.792	1:25.967
77	1 Lap	1:30.202
69	15.352	1:24.339
23	15.780	1:24.982
82	17.189	1:24.058
96	18.351	1:25.370
107	18.570	1:26.199
4	18.603	1:24.927
17	18.895	1:25.090
12	20.293	1:26.408
36	20.345	1:24.777
70	22.398	1:25.534
15	22.760	1:23.932
55	23.098	1:25.340
16	25.942	1:25.790
116	34.695	1:24.479
112	37.104	1:26.419
66	50.993	1:28.622
26	56.101	1:26.578
19	57.285	1:26.393

Weather / Track : Cloudy / Dry

Results can be found at www.tsl-timing.com

Page 3 of 3

Donington Park National
Circuit Length = 1.9790 miles
Start: 18:22 Flag 18:37 End: 18:40

Printed - 18:41 Sunday, 23 August 2020

BRSCC Mazda MX-5 Supercup

RACE 22 - LAP ANALYSIS

DIFF = Difference To Personal Best Lap

P1 43 Jack HARDING				
LAP	LAP TIME	DIFF	MPH	TIME OF DAY
1 -	1:30.579	7.240	78.65	18:23:53.483
2 -	1:25.561	2.222	83.26	18:25:19.044
3 -	1:23.365 (2)	0.026	85.46	18:26:42.409
4 -	1:23.398 (3)	0.059	85.42	18:28:05.807
5 -	1:23.339 (1)		85.48	18:29:29.146
6 -	1:23.536	0.197	85.28	18:30:52.682
7 -	1:23.727	0.388	85.09	18:32:16.409
8 -	1:23.651	0.312	85.17	18:33:40.060
9 -	1:23.496	0.157	85.32	18:35:03.556
10 -	1:23.670	0.331	85.15	18:36:27.226
11 -	1:23.947	0.608	84.87	18:37:51.173

P2 1 Luke HERBERT				
LAP	LAP TIME	DIFF	MPH	TIME OF DAY
1 -	1:31.103	7.907	78.20	18:23:54.007
2 -	1:25.847	2.651	82.99	18:25:19.854
3 -	1:23.601	0.405	85.22	18:26:43.455
4 -	1:23.534	0.338	85.29	18:28:06.989
5 -	1:23.404	0.208	85.42	18:29:30.393
6 -	1:23.723	0.527	85.09	18:30:54.116
7 -	1:23.999	0.803	84.81	18:32:18.115
8 -	1:23.388 (2)	0.192	85.43	18:33:41.503
9 -	1:23.196 (1)		85.63	18:35:04.699
10 -	1:23.392 (3)	0.196	85.43	18:36:28.091
11 -	1:23.447	0.251	85.37	18:37:51.538

P3 24 James COSSINS				
LAP	LAP TIME	DIFF	MPH	TIME OF DAY
1 -	1:30.380	7.045	78.82	18:23:53.284
2 -	1:25.550	2.215	83.28	18:25:18.834
3 -	1:23.372 (3)	0.037	85.45	18:26:42.206
4 -	1:23.351 (2)	0.016	85.47	18:28:05.557
5 -	1:23.335 (1)		85.49	18:29:28.892
6 -	1:25.670	2.335	83.16	18:30:54.562
7 -	1:23.706	0.371	85.11	18:32:18.268
8 -	1:23.730	0.395	85.09	18:33:41.998
9 -	1:23.446	0.111	85.38	18:35:05.444
10 -	1:23.442	0.107	85.38	18:36:28.886
11 -	1:25.180	1.845	83.64	18:37:54.066

P4 8 Samuel SMITH				
LAP	LAP TIME	DIFF	MPH	TIME OF DAY
1 -	1:30.586	7.940	78.65	18:23:53.490
2 -	1:26.567	3.921	82.30	18:25:20.057
3 -	1:23.722	1.076	85.09	18:26:43.779
4 -	1:25.325	2.679	83.50	18:28:09.104
5 -	1:23.451	0.805	85.37	18:29:32.555
6 -	1:22.646 (1)		86.20	18:30:55.201
7 -	1:23.866	1.220	84.95	18:32:19.067
8 -	1:23.938	1.292	84.87	18:33:43.005
9 -	1:23.106 (3)	0.460	85.72	18:35:06.111
10 -	1:23.092 (2)	0.446	85.74	18:36:29.203
11 -	1:25.072	2.426	83.74	18:37:54.275

P5 29 Patrick FLETCHER				
LAP	LAP TIME	DIFF	MPH	TIME OF DAY
1 -	1:31.601	8.995	77.77	18:23:54.505
2 -	1:25.772	3.166	83.06	18:25:20.277

DIFF = Difference To Personal Best Lap

3 -	1:23.652	1.046	85.17	18:26:43.929
4 -	1:25.172	2.566	83.65	18:28:09.101
5 -	1:23.100 (2)	0.494	85.73	18:29:32.201
6 -	1:22.606 (1)		86.24	18:30:54.807
7 -	1:23.932	1.326	84.88	18:32:18.739
8 -	1:24.697	2.091	84.11	18:33:43.436
9 -	1:23.449	0.843	85.37	18:35:06.885
10 -	1:23.258 (3)	0.652	85.57	18:36:30.143
11 -	1:24.170	1.564	84.64	18:37:54.313

P6 91 Jack SYCAMORE				
LAP	LAP TIME	DIFF	MPH	TIME OF DAY
1 -	1:32.586	9.655	76.95	18:23:55.490
2 -	1:25.764	2.833	83.07	18:25:21.254
3 -	1:23.735 (3)	0.804	85.08	18:26:44.989
4 -	1:24.379	1.448	84.43	18:28:09.368
5 -	1:23.635 (2)	0.704	85.18	18:29:33.003
6 -	1:22.931 (1)		85.91	18:30:55.934
7 -	1:25.498	2.567	83.33	18:32:21.432
8 -	1:24.343	1.412	84.47	18:33:45.775
9 -	1:24.472	1.541	84.34	18:35:10.247
10 -	1:23.970	1.039	84.84	18:36:34.217
11 -	1:24.415	1.484	84.40	18:37:58.632

P7 5 John LANGRIDGE				
LAP	LAP TIME	DIFF	MPH	TIME OF DAY
1 -	1:32.754	9.860	76.81	18:23:55.658
2 -	1:25.398	2.504	83.42	18:25:21.056
3 -	1:23.623 (2)	0.729	85.19	18:26:44.679
4 -	1:24.691	1.797	84.12	18:28:09.370
5 -	1:23.958	1.064	84.85	18:29:33.328
6 -	1:22.894 (1)		85.94	18:30:56.222
7 -	1:23.974	1.080	84.84	18:32:20.196
8 -	1:24.083	1.189	84.73	18:33:44.279
9 -	1:23.850 (3)	0.956	84.96	18:35:08.129
10 -	1:24.869	1.975	83.94	18:36:32.998
11 -	1:25.967	3.073	82.87	18:37:58.965

P8 69 Abbie EATON				
LAP	LAP TIME	DIFF	MPH	TIME OF DAY
1 -	1:29.871	6.259	79.27	18:23:52.775
2 -	1:33.040	9.428	76.57	18:25:25.815
3 -	1:23.926 (3)	0.314	84.89	18:26:49.741
4 -	1:24.009	0.397	84.80	18:28:13.750
5 -	1:23.761 (2)	0.149	85.05	18:29:37.511
6 -	1:26.332	2.720	82.52	18:31:03.843
7 -	1:25.361	1.749	83.46	18:32:29.204
8 -	1:24.967	1.355	83.85	18:33:54.171
9 -	1:23.612 (1)		85.21	18:35:17.783
10 -	1:24.403	0.791	84.41	18:36:42.186
11 -	1:24.339	0.727	84.47	18:38:06.525

P9 23 Martin TOLLEY (M)				
LAP	LAP TIME	DIFF	MPH	TIME OF DAY
1 -	1:32.076	8.432	77.37	18:23:54.980
2 -	1:27.518	3.874	81.40	18:25:22.498
3 -	1:23.644 (1)		85.17	18:26:46.142
4 -	1:23.817 (2)	0.173	85.00	18:28:09.959
5 -	1:26.908	3.264	81.97	18:29:36.867
6 -	1:25.741	2.097	83.09	18:31:02.608
7 -	1:25.181	1.537	83.64	18:32:27.789

Donington Park National
 Circuit Length = 1.9790 miles
 Start: 18:22 Flag 18:37 End: 18:40

Weather / Track : Cloudy / Dry

BRSCC Mazda MX-5 Supercup

RACE 22 - LAP ANALYSIS

DIFF = Difference To Personal Best Lap

8 -	1:24.937	1.293	83.88	18:33:52.726
9 -	1:24.542 (3)	0.898	84.27	18:35:17.268
10 -	1:24.703	1.059	84.11	18:36:41.971
11 -	1:24.982	1.338	83.83	18:38:06.953

P10 82 Michael KNIBBS

LAP	LAP TIME	DIFF	MPH	TIME OF DAY
1 -	1:37.051	13.185	73.41	18:23:59.955
2 -	1:24.674	0.808	84.14	18:25:24.629
3 -	1:24.949	1.083	83.86	18:26:49.578
4 -	1:24.905	1.039	83.91	18:28:14.483
5 -	1:26.293	2.427	82.56	18:29:40.776
6 -	1:25.514	1.648	83.31	18:31:06.290
7 -	1:24.256	0.390	84.55	18:32:30.546
8 -	1:25.782	1.916	83.05	18:33:56.328
9 -	1:23.866 (1)		84.95	18:35:20.194
10 -	1:24.110 (3)	0.244	84.70	18:36:44.304
11 -	1:24.058 (2)	0.192	84.75	18:38:08.362

P11 96 Christopher RICHARDSON

LAP	LAP TIME	DIFF	MPH	TIME OF DAY
1 -	1:33.500	8.909	76.19	18:23:56.404
2 -	1:25.871	1.280	82.96	18:25:22.275
3 -	1:24.591 (1)		84.22	18:26:46.866
4 -	1:24.896	0.305	83.92	18:28:11.762
5 -	1:24.746 (3)	0.155	84.07	18:29:36.508
6 -	1:26.878	2.287	82.00	18:31:03.386
7 -	1:25.188	0.597	83.63	18:32:28.574
8 -	1:25.407	0.816	83.41	18:33:53.981
9 -	1:24.633 (2)	0.042	84.18	18:35:18.614
10 -	1:25.540	0.949	83.29	18:36:44.154
11 -	1:25.370	0.779	83.45	18:38:09.524

P12 107 Sam BAILEY (M)

LAP	LAP TIME	DIFF	MPH	TIME OF DAY
1 -	1:33.872	9.545	75.89	18:23:56.776
2 -	1:26.321	1.994	82.53	18:25:23.097
3 -	1:24.327 (1)		84.48	18:26:47.424
4 -	1:24.557 (3)	0.230	84.25	18:28:11.981
5 -	1:24.742	0.415	84.07	18:29:36.723
6 -	1:26.895	2.568	81.99	18:31:03.618
7 -	1:25.592	1.265	83.23	18:32:29.210
8 -	1:25.140	0.813	83.68	18:33:54.350
9 -	1:24.477 (2)	0.150	84.33	18:35:18.827
10 -	1:24.717	0.390	84.09	18:36:43.544
11 -	1:26.199	1.872	82.65	18:38:09.743

P13 4 Adam BESSELL

LAP	LAP TIME	DIFF	MPH	TIME OF DAY
1 -	1:31.364	7.761	77.98	18:23:54.268
2 -	1:26.479	2.876	82.38	18:25:20.747
3 -	1:23.603 (1)		85.21	18:26:44.350
4 -	1:24.495	0.892	84.32	18:28:08.845
5 -	1:27.340	3.737	81.57	18:29:36.185
6 -	1:27.012	3.409	81.88	18:31:03.197
7 -	1:25.568	1.965	83.26	18:32:28.765
8 -	1:27.757	4.154	81.18	18:33:56.522
9 -	1:24.375 (3)	0.772	84.44	18:35:20.897
10 -	1:23.952 (2)	0.349	84.86	18:36:44.849
11 -	1:24.927	1.324	83.89	18:38:09.776

DIFF = Difference To Personal Best Lap

P14 17 Nicholas DUNN				
LAP	LAP TIME	DIFF	MPH	TIME OF DAY
1 -	1:32.371	8.800	77.13	18:23:55.275
2 -	1:28.172	4.601	80.80	18:25:23.447
3 -	1:24.124 (3)	0.553	84.69	18:26:47.571
4 -	1:23.571 (1)		85.25	18:28:11.142
5 -	1:25.206	1.635	83.61	18:29:36.348
6 -	1:27.254	3.683	81.65	18:31:03.602
7 -	1:25.373	1.802	83.45	18:32:28.975
8 -	1:27.118	3.547	81.78	18:33:56.093
9 -	1:25.169	1.598	83.65	18:35:21.262
10 -	1:23.716 (2)	0.145	85.10	18:36:44.978
11 -	1:25.090	1.519	83.73	18:38:10.068

P15 12 Declan LEE

LAP	LAP TIME	DIFF	MPH	TIME OF DAY
1 -	1:30.144	6.099	79.03	18:23:53.048
2 -	1:33.337	9.292	76.33	18:25:26.385
3 -	1:24.045 (1)		84.77	18:26:50.430
4 -	1:24.259 (3)	0.214	84.55	18:28:14.689
5 -	1:25.547	1.502	83.28	18:29:40.236
6 -	1:25.844	1.799	82.99	18:31:06.080
7 -	1:24.212 (2)	0.167	84.60	18:32:30.292
8 -	1:25.432	1.387	83.39	18:33:55.724
9 -	1:24.684	0.639	84.13	18:35:20.408
10 -	1:24.650	0.605	84.16	18:36:45.058
11 -	1:26.408	2.363	82.45	18:38:11.466

P16 36 David HENDERSON

LAP	LAP TIME	DIFF	MPH	TIME OF DAY
1 -	1:35.342	10.842	74.72	18:23:58.246
2 -	1:26.173	1.673	82.67	18:25:24.419
3 -	1:24.916	0.416	83.90	18:26:49.335
4 -	1:26.329	1.829	82.52	18:28:15.664
5 -	1:25.265	0.765	83.55	18:29:40.929
6 -	1:26.419	1.919	82.44	18:31:07.348
7 -	1:25.190	0.690	83.63	18:32:32.538
8 -	1:25.098	0.598	83.72	18:33:57.636
9 -	1:24.605 (2)	0.105	84.21	18:35:22.241
10 -	1:24.500 (1)		84.31	18:36:46.741
11 -	1:24.777 (3)	0.277	84.03	18:38:11.518

P17 70 Xavier BROOKE (M)

LAP	LAP TIME	DIFF	MPH	TIME OF DAY
1 -	1:34.681	9.894	75.24	18:23:57.585
2 -	1:26.118	1.331	82.73	18:25:23.703
3 -	1:24.794 (2)	0.007	84.02	18:26:48.497
4 -	1:24.814 (3)	0.027	84.00	18:28:13.311
5 -	1:26.607	1.820	82.26	18:29:39.918
6 -	1:27.032	2.245	81.86	18:31:06.950
7 -	1:24.787 (1)		84.02	18:32:31.737
8 -	1:26.224	1.437	82.62	18:33:57.961
9 -	1:24.943	0.156	83.87	18:35:22.904
10 -	1:25.133	0.346	83.68	18:36:48.037
11 -	1:25.534	0.747	83.29	18:38:13.571

P18 15 Clive POWLES (M)

LAP	LAP TIME	DIFF	MPH	TIME OF DAY
1 -	1:33.203	9.617	76.44	18:23:56.107
2 -	1:25.617	2.031	83.21	18:25:21.724

Donington Park National
 Circuit Length = 1.9790 miles
 Start: 18:22 Flag 18:37 End: 18:40

Weather / Track : Cloudy / Dry

BRSCC Mazda MX-5 Supercup

RACE 22 - LAP ANALYSIS

DIFF = Difference To Personal Best Lap

3 -	1:23.943	0.357	84.87	18:26:45.667
4 -	1:24.094	0.508	84.72	18:28:09.761
5 -	1:26.928	3.342	81.96	18:29:36.689
6 -	1:37.300	13.714	73.22	18:31:13.989
7 -	1:24.566	0.980	84.24	18:32:38.555
8 -	1:24.263	0.677	84.55	18:34:02.818
9 -	1:23.586 (1)		85.23	18:35:26.404
10 -	1:23.597 (2)	0.011	85.22	18:36:50.001
11 -	1:23.932 (3)	0.346	84.88	18:38:13.933

P19 55 Simon FLEET (M)

LAP	LAP TIME	DIFF	MPH	TIME OF DAY
1 -	1:34.975	10.124	75.01	18:23:57.879
2 -	1:26.195	1.344	82.65	18:25:24.074
3 -	1:24.851 (1)		83.96	18:26:48.925
4 -	1:25.350	0.499	83.47	18:28:14.275
5 -	1:26.407	1.556	82.45	18:29:40.682
6 -	1:27.082	2.231	81.81	18:31:07.764
7 -	1:25.465	0.614	83.36	18:32:33.229
8 -	1:25.001 (2)	0.150	83.81	18:33:58.230
9 -	1:25.382	0.531	83.44	18:35:23.612
10 -	1:25.319 (3)	0.468	83.50	18:36:48.931
11 -	1:25.340	0.489	83.48	18:38:14.271

P20 16 Matt PICKFORD (M)

LAP	LAP TIME	DIFF	MPH	TIME OF DAY
1 -	1:38.101	13.303	72.62	18:24:01.005
2 -	1:27.656	2.858	81.27	18:25:28.661
3 -	1:26.562	1.764	82.30	18:26:55.223
4 -	1:25.263	0.465	83.56	18:28:20.486
5 -	1:25.057	0.259	83.76	18:29:45.543
6 -	1:25.370	0.572	83.45	18:31:10.913
7 -	1:24.988 (3)	0.190	83.83	18:32:35.901
8 -	1:24.798 (1)		84.01	18:34:00.699
9 -	1:24.838 (2)	0.040	83.97	18:35:25.537
10 -	1:25.788	0.990	83.04	18:36:51.325
11 -	1:25.790	0.992	83.04	18:38:17.115

P21 116 Simon BALDWIN (M)

LAP	LAP TIME	DIFF	MPH	TIME OF DAY
1 -	1:29.668	5.420	79.45	18:23:52.572
2 -	1:52.360	28.112	63.40	18:25:44.932
3 -	1:24.930	0.682	83.88	18:27:09.862
4 -	1:24.932	0.684	83.88	18:28:34.794
5 -	1:24.438	0.190	84.37	18:29:59.232
6 -	1:24.265 (2)	0.017	84.55	18:31:23.497
7 -	1:24.361 (3)	0.113	84.45	18:32:47.858
8 -	1:24.875	0.627	83.94	18:34:12.733
9 -	1:24.248 (1)		84.56	18:35:36.981
10 -	1:24.408	0.160	84.40	18:37:01.389
11 -	1:24.479	0.231	84.33	18:38:25.868

P22 112 David OREILLY (M)

LAP	LAP TIME	DIFF	MPH	TIME OF DAY
1 -	1:37.825	11.834	72.83	18:24:00.729
2 -	1:27.946	1.955	81.01	18:25:28.675
3 -	1:27.332	1.341	81.58	18:26:56.007
4 -	1:26.652	0.661	82.22	18:28:22.659
5 -	1:27.084	1.093	81.81	18:29:49.743
6 -	1:26.619	0.628	82.25	18:31:16.362
7 -	1:25.991 (1)		82.85	18:32:42.353

DIFF = Difference To Personal Best Lap

8 -	1:26.639	0.648	82.23	18:34:08.992
9 -	1:26.253 (2)	0.262	82.60	18:35:35.245
10 -	1:26.613	0.622	82.25	18:37:01.858
11 -	1:26.419 (3)	0.428	82.44	18:38:28.277

P23 66 Martin HEATH

LAP	LAP TIME	DIFF	MPH	TIME OF DAY
1 -	1:41.494	15.294	70.19	18:24:04.398
2 -	1:29.653	3.453	79.46	18:25:34.051
3 -	1:27.275	1.075	81.63	18:27:01.326
4 -	1:26.881 (3)	0.681	82.00	18:28:28.207
5 -	1:26.542 (2)	0.342	82.32	18:29:54.749
6 -	1:26.897	0.697	81.98	18:31:21.646
7 -	1:26.200 (1)		82.65	18:32:47.846
8 -	1:27.480	1.280	81.44	18:34:15.326
9 -	1:29.325	3.125	79.76	18:35:44.651
10 -	1:28.893	2.693	80.14	18:37:13.544
11 -	1:28.622	2.422	80.39	18:38:42.166

P24 26 Duncan HARRIS (M)

LAP	LAP TIME	DIFF	MPH	TIME OF DAY
1 -	1:45.902	19.756	67.27	18:24:08.806
2 -	1:29.758	3.612	79.37	18:25:38.564
3 -	1:31.502	5.356	77.86	18:27:10.066
4 -	1:26.146 (1)		82.70	18:28:36.212
5 -	1:26.907	0.761	81.98	18:30:03.119
6 -	1:30.057	3.911	79.11	18:31:33.176
7 -	1:26.440 (2)	0.294	82.42	18:32:59.616
8 -	1:27.052	0.906	81.84	18:34:26.668
9 -	1:27.435	1.289	81.48	18:35:54.103
10 -	1:26.593	0.447	82.27	18:37:20.696
11 -	1:26.578 (3)	0.432	82.29	18:38:47.274

P25 19 Liz WALTON (M)

LAP	LAP TIME	DIFF	MPH	TIME OF DAY
1 -	1:45.436	19.043	67.57	18:24:08.340
2 -	1:29.885	3.492	79.26	18:25:38.225
3 -	1:28.813	2.420	80.22	18:27:07.038
4 -	1:28.509	2.116	80.49	18:28:35.547
5 -	1:27.406 (3)	1.013	81.51	18:30:02.953
6 -	1:27.813	1.420	81.13	18:31:30.766
7 -	1:28.104	1.711	80.86	18:32:58.870
8 -	1:27.588	1.195	81.34	18:34:26.458
9 -	1:28.400	2.007	80.59	18:35:54.858
10 -	1:27.207 (2)	0.814	81.69	18:37:22.065
11 -	1:26.393 (1)		82.46	18:38:48.458

P26 77 Seamus HEANEY

LAP	LAP TIME	DIFF	MPH	TIME OF DAY
1 -	1:47.735	17.533	66.13	18:24:10.639
2 -	1:35.963	5.761	74.24	18:25:46.602
3 -	1:33.049	2.847	76.56	18:27:19.651
4 -	1:32.662	2.460	76.88	18:28:52.313
5 -	1:32.050	1.848	77.39	18:30:24.363
6 -	1:31.923 (3)	1.721	77.50	18:31:56.286
7 -	1:32.139	1.937	77.32	18:33:28.425
8 -	1:31.000 (2)	0.798	78.29	18:34:59.425
9 -	1:35.000	4.798	74.99	18:36:34.425
10 -	1:30.202 (1)		78.98	18:38:04.627

Weather / Track : Cloudy / Dry

Donington Park National
Circuit Length = 1.9790 miles
Start: 18:22 Flag 18:37 End: 18:40

BRSCC Mazda MX-5 Supercup

RACE 22 - LAP ANALYSIS

DIFF = Difference To Personal Best Lap

P27 10 Brayden FLETCHER				
LAP	LAP TIME	DIFF	MPH	TIME OF DAY
1 -	1:35.730	11.566	74.42	18:23:58.634
2 -	1:26.390	2.226	82.47	18:25:25.024
3 -	1:26.133	1.969	82.71	18:26:51.157
4 -	1:24.738 (2)	0.574	84.07	18:28:15.895
5 -	1:24.997	0.833	83.82	18:29:40.892
6 -	1:25.874	1.710	82.96	18:31:06.766
7 -	1:24.164 (1)		84.65	18:32:30.930
8 -	1:25.687	1.523	83.14	18:33:56.617
9 -	1:24.932 (3)	0.768	83.88	18:35:21.549
10 -	1:36.386 P	12.222	73.91	18:36:57.935

P28 33 Kelvin FLETCHER				
LAP	LAP TIME	DIFF	MPH	TIME OF DAY
1 -	1:36.483 (1)		73.84	18:23:59.387
2 -	1:42.008 P	5.524	69.84	18:25:41.395

BRSCC Mazda MX-5 Supercup

RACE 22 - STATISTICS

Competitors Started 29
Planned Start 2020-08-23 @ 17:55:00.000
Actual Start 2020-08-23 @ 18:22:22.903
Finish Time 2020-08-23 @ 18:37:49.199
Track Length 1.9790mi.
Total Laps 297
Total Distance Covered 587.7829mi.

Session Fastest Lap History

NO	CL	NAME	LAP TIME	TIME OF DAY	LAP	VEHICLE
116	Pro	Simon BALDWIN (M)	1:29.668	18:23:52.567	1	Mazda MX-5 Mk3
24	Pro	James COSSINS	1:25.550	18:25:18.837	2	Mazda MX-5 Mk3
5	Pro	John LANGRIDGE	1:25.398	18:25:21.058	2	Mazda MX-5 Mk3
82	Pro	Michael KNIBBS	1:24.674	18:25:24.632	2	Mazda MX-5 Mk3
24	Pro	James COSSINS	1:23.372	18:26:42.208	3	Mazda MX-5 Mk3
43	Pro	Jack HARDING	1:23.365	18:26:42.414	3	Mazda MX-5 Mk3
24	Pro	James COSSINS	1:23.351	18:28:05.559	4	Mazda MX-5 Mk3
24	Pro	James COSSINS	1:23.335	18:29:28.893	5	Mazda MX-5 Mk3
29	Pro	Patrick FLETCHER	1:23.100	18:29:32.202	5	Mazda MX-5 Mk3
29	Pro	Patrick FLETCHER	1:22.606	18:30:54.805	6	Mazda MX-5 Mk3

Session Leader History

NO	CL	NAME	FROM LAP	LAPS LED	DISTANCE	VEHICLE
116	Pro	Simon BALDWIN (M)	1	1	1.94 miles	Mazda MX-5 Mk3
24	Pro	James COSSINS	2	4	7.91 miles	Mazda MX-5 Mk3
43	Pro	Jack HARDING	6	6	11.87 miles	Mazda MX-5 Mk3

Flag History

TYPE	TIME OF DAY
GREEN	18:22:22.903
FINISH	18:37:49.199

Flag Statistics

TYPE	COUNT	TOTAL LAPS	TOTAL TIME
Green	1	11	18:06.187
Red	0	0	0.000
Safety Car	0	0	0.000
FCY	0	0	0.000

BRSCC Mazda MX-5 Supercup

RACE 22 - STATISTICS

CLASS : Club

6 Starters

Fastest Lap History

NO	NAME	LAP TIME	TIME OF DAY	LAP	VEHICLE
15	Clive POWLES (M)	1:33.203	18:23:56.093	1	Mazda MX-5 Mk3
15	Clive POWLES (M)	1:25.617	18:25:21.711	2	Mazda MX-5 Mk3
15	Clive POWLES (M)	1:23.943	18:26:45.653	3	Mazda MX-5 Mk3
15	Clive POWLES (M)	1:23.586	18:35:26.391	9	Mazda MX-5 Mk3

Leader History

NO	NAME	FROM LAP	LAPS LED	DISTANCE	VEHICLE
15	Clive POWLES (M)	1	5	9.85 miles	Mazda MX-5 Mk3
70	Xavier BROOKE (M)	6	6	11.87 miles	Mazda MX-5 Mk3

BRSCC Mazda MX-5 Supercup

RACE 22 - STATISTICS

CLASS : Pro

23 Starters

Fastest Lap History

NO	NAME	LAP TIME	TIME OF DAY	LAP	VEHICLE
116	Simon BALDWIN (M)	1:29.668	18:23:52.567	1	Mazda MX-5 Mk3
24	James COSSINS	1:25.550	18:25:18.837	2	Mazda MX-5 Mk3
5	John LANGRIDGE	1:25.398	18:25:21.058	2	Mazda MX-5 Mk3
82	Michael KNIBBS	1:24.674	18:25:24.632	2	Mazda MX-5 Mk3
24	James COSSINS	1:23.372	18:26:42.208	3	Mazda MX-5 Mk3
43	Jack HARDING	1:23.365	18:26:42.414	3	Mazda MX-5 Mk3
24	James COSSINS	1:23.351	18:28:05.559	4	Mazda MX-5 Mk3
24	James COSSINS	1:23.335	18:29:28.893	5	Mazda MX-5 Mk3
29	Patrick FLETCHER	1:23.100	18:29:32.202	5	Mazda MX-5 Mk3
29	Patrick FLETCHER	1:22.606	18:30:54.805	6	Mazda MX-5 Mk3

Leader History

NO	NAME	FROM LAP	LAPS LED	DISTANCE	VEHICLE
116	Simon BALDWIN (M)	1	1	1.94 miles	Mazda MX-5 Mk3
24	James COSSINS	2	4	7.91 miles	Mazda MX-5 Mk3
43	Jack HARDING	6	6	11.87 miles	Mazda MX-5 Mk3

Weather / Track : Cloudy / Dry

Results can be found at www.tsl-timing.com

Page 3 of 3

Donington Park National
Circuit Length = 1.9790 miles
Start: 18:22 Flag 18:37 End: 18:40

Printed - 18:41 Sunday, 23 August 2020