



BRSCC MAZDA MX-5 CHAMPIONSHIP

Silverstone National Circuit

12th / 13th September 2020



Results Provided by Timing Solutions Ltd
www.tsl-timing.com

BRSCC Mazda MX-5 Championship

QUALIFYING - GROUP 1 - CLASSIFICATION



POS	NO	CL	PIC NAME	ENTRY	TIME	ON	LAPS	GAP	DIFF	MPH
1	72	1	Matt LUFF	Mazda MX-5 Mk1	1:12.322	10	10			81.65
2	93	2	Jack BREWER	Mazda MX-5 Mk1	1:12.571	11	12	0.249	0.249	81.37
3	18	3	Will BLACKWELL-CHAMBERS	Mazda MX-5 Mk1	1:12.579	11	11	0.257	0.008	81.36
4	41	4	Joe WIGGIN	Mazda MX-5 Mk1	1:12.878	12	12	0.556	0.299	81.03
5	24*	5	Oliver GRAHAM	Mazda MX-5 Mk1	1:13.038	11	11	0.716	0.160	80.85
6	263	6	Fraser FENWICK	Mazda MX-5 Mk1	1:13.067	9	10	0.745	0.029	80.82
7	29	7	Adam CRAIG	Mazda MX-5 Mk1	1:13.084	9	10	0.762	0.017	80.80
8	77*	8	Steve FODEN	Mazda MX-5 Mk1	1:13.171	10	11	0.849	0.087	80.71
9	3*	9	Richard WOOTTEN	Mazda MX-5 Mk1	1:13.739	9	10	1.417	0.568	80.08
10	195*	10	Ben OHARE	Mazda MX-5 Mk1	1:13.762	9	11	1.440	0.023	80.06
11	69	11	George GRANT (M)	Mazda MX-5 Mk1	1:14.420	9	11	2.098	0.658	79.35
12	152*	12	Jon PETHICK	Mazda MX-5 Mk1	1:14.594	10	10	2.272	0.174	79.17
13	27*	13	Luke PULLEN	Mazda MX-5 Mk1	1:14.919	10	11	2.597	0.325	78.82
14	144*	14	Bill TAYLOR	Mazda MX-5 Mk1	1:15.277	10	11	2.955	0.358	78.45
15	26	15	Sam ATTARD	Mazda MX-5 Mk1	1:15.573	9	10	3.251	0.296	78.14
16	65	16	Matthew ALLEN	Mazda MX-5 Mk1	1:15.625	9	9	3.303	0.052	78.09
17	30*	17	Marco ATTARD	Mazda MX-5 Mk1	1:15.749	9	9	3.427	0.124	77.96
18	17	18	Harry STORER	Mazda MX-5 Mk1	1:16.011	3	5	3.689	0.262	77.69
19	777	19	Jay SHEPHERD	Mazda MX-5 Mk1	1:16.175	10	10	3.853	0.164	77.52
20	230	20	Thomas HOLLAND	Mazda MX-5 Mk1	1:16.315	10	10	3.993	0.140	77.38
21	8*	21	Peter HIGTON	Mazda MX-5 Mk1	1:16.401	9	10	4.079	0.086	77.29
22	25*	22	Stephen NEW	Mazda MX-5 Mk1	1:16.438	9	10	4.116	0.037	77.26
23	97	23	Kian DONALDSON	Mazda MX-5 Mk1	1:16.540	10	10	4.218	0.102	77.15
24	68	24	Ashley HEATH (M)	Mazda MX-5 Mk1	1:16.731	9	10	4.409	0.191	76.96
25	45	25	Graham RUMSEY (M)	Mazda MX-5 Mk1	1:17.852	10	10	5.530	1.121	75.85
26	38*	26	Andrew DEAN	Mazda MX-5 Mk1	1:18.041	9	10	5.719	0.189	75.67
27	21	27	Chris MOLLOY	Mazda MX-5 Mk1	1:18.346	5	8	6.024	0.305	75.37
28	78	28	Richard BARTLETT (M)	Mazda MX-5 Mk1	1:19.229	10	10	6.907	0.883	74.53
29	28	29	Kevin PEMBERTON	Mazda Mx-5 Mk1	1:19.272	10	10	6.950	0.043	74.49
30	66	30	David SCOLLER	Mazda MX-5 Mk1	1:26.016	10	10	13.694	6.744	68.65

*Car 30 - No working transponder - Please fit for races - Q.12.2.1

No. 3, 8, 24, 25, 38, 77, 144, 152, 195 - 1 Lap time disallowed; exceeding track limits.

No. 27 - 2 Lap times disallowed; exceeding track limits.

Weather / Track : Sunny / Damp

These results are provisional until the conclusion of any judicial and technical matters.

Silverstone National

Circuit Length = 1.6404 miles

Start: 09:21 Flag 09:43 End: 09:45

Clerk Of Course : Paul Levitt	Steward :	Timekeeper : Peter Knight
-------------------------------	-----------	---------------------------

BRSCC Mazda MX-5 Championship

QUALIFYING - GROUP 1 - LAP ANALYSIS

DIFF = Difference To Personal Best Lap

P1 72 Matt LUFF				
LAP	LAP TIME	DIFF	MPH	TIME OF DAY
1 -	1:18.282	5.960	75.44	09:24:13.585
2 -	1:16.792	4.470	76.90	09:25:30.377
3 -	1:16.328	4.006	77.37	09:26:46.705
4 -	1:31.433 P	19.111	64.59	09:28:18.138
5 -	9:56.230	8:43.908	9.90	09:38:14.368
6 -	1:14.100	1.778	79.69	09:39:28.468
7 -	1:14.008	1.686	79.79	09:40:42.476
8 -	1:13.275 (3)	0.953	80.59	09:41:55.751
9 -	1:13.003 (2)	0.681	80.89	09:43:08.754
10 -	1:12.322 (1)		81.65	09:44:21.076

P2 93 Jack BREWER				
LAP	LAP TIME	DIFF	MPH	TIME OF DAY
1 -	1:17.457	4.886	76.24	09:23:58.073
2 -	1:16.169	3.598	77.53	09:25:14.242
3 -	1:15.889	3.318	77.81	09:26:30.131
4 -	1:15.397	2.826	78.32	09:27:45.528
5 -	1:15.270	2.699	78.45	09:29:00.798
6 -	1:16.225	3.654	77.47	09:30:17.023
7 -	7:55.819	6:43.248	12.41	09:38:12.842
8 -	1:14.098	1.527	79.70	09:39:26.940
9 -	1:13.413 (2)	0.842	80.44	09:40:40.353
10 -	1:13.806	1.235	80.01	09:41:54.159
11 -	1:12.571 (1)		81.37	09:43:06.730
12 -	1:13.725 (3)	1.154	80.10	09:44:20.455

P3 18 Will BLACKWELL-CHAMBERS				
LAP	LAP TIME	DIFF	MPH	TIME OF DAY
1 -	1:17.667	5.088	76.03	09:23:57.388
2 -	1:15.896	3.317	77.81	09:25:13.284
3 -	1:17.370	4.791	76.33	09:26:30.654
4 -	1:15.538	2.959	78.18	09:27:46.192
5 -	1:15.360	2.781	78.36	09:29:01.552
6 -	1:15.653	3.074	78.06	09:30:17.205
7 -	8:39.341	7:26.762	11.37	09:38:56.546
8 -	1:14.125 (3)	1.546	79.67	09:40:10.671
9 -	1:16.862	4.283	76.83	09:41:27.533
10 -	1:13.932 (2)	1.353	79.87	09:42:41.465
11 -	1:12.579 (1)		81.36	09:43:54.044

P4 41 Joe WIGGIN				
LAP	LAP TIME	DIFF	MPH	TIME OF DAY
1 -	1:16.655	3.777	77.04	09:23:57.646
2 -	1:16.230	3.352	77.47	09:25:13.876
3 -	1:15.702	2.824	78.01	09:26:29.578
4 -	1:16.428	3.550	77.27	09:27:46.006
5 -	1:15.210	2.332	78.52	09:29:01.216
6 -	1:14.901	2.023	78.84	09:30:16.117
7 -	7:56.261	6:43.383	12.40	09:38:12.378
8 -	1:15.013	2.135	78.72	09:39:27.391
9 -	1:13.416	0.538	80.44	09:40:40.807
10 -	1:13.076 (2)	0.198	80.81	09:41:53.883
11 -	1:13.214 (3)	0.336	80.66	09:43:07.097
12 -	1:12.878 (1)		81.03	09:44:19.975

DIFF = Difference To Personal Best Lap

P5 24 Oliver GRAHAM				
LAP	LAP TIME	DIFF	MPH	TIME OF DAY
1 -	1:18.286	5.248	75.43	09:24:09.463
2 -	1:16.883	3.845	76.81	09:25:26.346
3 -	1:17.316	4.278	76.38	09:26:43.662
4 -	4:16.615 D	3.577	77.08	09:28:00.277
5 -	1:15.905	2.867	77.80	09:29:16.182
6 -	9:02.344	7:49.306	10.88	09:38:18.526
7 -	1:14.730	1.692	79.02	09:39:33.256
8 -	1:14.646	1.608	79.11	09:40:47.902
9 -	1:14.445 (3)	1.407	79.32	09:42:02.347
10 -	1:13.881 (2)	0.843	79.93	09:43:16.228
11 -	1:13.038 (1)		80.85	09:44:29.266

P6 263 Fraser FENWICK				
LAP	LAP TIME	DIFF	MPH	TIME OF DAY
1 -	1:17.736	4.669	75.97	09:24:24.065
2 -	1:15.616	2.549	78.10	09:25:39.681
3 -	1:16.057	2.990	77.64	09:26:55.738
4 -	1:15.665	2.598	78.05	09:28:11.403
5 -	1:15.663	2.596	78.05	09:29:27.066
6 -	9:30.605	8:17.538	10.34	09:38:57.671
7 -	1:14.076 (2)	1.009	79.72	09:40:11.747
8 -	1:15.186	2.119	78.54	09:41:26.933
9 -	1:13.067 (1)		80.82	09:42:40.000
10 -	1:15.032 (3)	1.965	78.70	09:43:55.032

P7 29 Adam CRAIG				
LAP	LAP TIME	DIFF	MPH	TIME OF DAY
1 -	1:18.117	5.033	75.60	09:24:14.295
2 -	1:16.688	3.604	77.00	09:25:30.983
3 -	1:16.173	3.089	77.52	09:26:47.156
4 -	1:16.071	2.987	77.63	09:28:03.227
5 -	1:15.549	2.465	78.17	09:29:18.776
6 -	9:39.394	8:26.310	10.19	09:38:58.170
7 -	1:14.227 (3)	1.143	79.56	09:40:12.397
8 -	1:14.773	1.689	78.98	09:41:27.170
9 -	1:13.084 (1)		80.80	09:42:40.254
10 -	1:13.208 (2)	0.124	80.66	09:43:53.462

P8 77 Steve FODEN				
LAP	LAP TIME	DIFF	MPH	TIME OF DAY
1 -	1:17.118	3.947	76.57	09:24:00.967
2 -	1:15.670	2.499	78.04	09:25:16.637
3 -	1:16.126	2.955	77.57	09:26:32.763
4 -	4:15.653 D	2.482	78.06	09:27:48.416
5 -	1:15.075	1.904	78.66	09:29:03.491
6 -	1:15.043	1.872	78.69	09:30:18.534
7 -	8:38.951	7:25.780	11.38	09:38:57.485
8 -	1:14.115 (3)	0.944	79.68	09:40:11.600
9 -	1:14.734	1.563	79.02	09:41:26.334
10 -	1:13.171 (1)		80.71	09:42:39.505
11 -	1:13.508 (2)	0.337	80.34	09:43:53.013

P9 3 Richard WOOTTEN				
LAP	LAP TIME	DIFF	MPH	TIME OF DAY
1 -	1:20.164	6.425	73.66	09:24:28.397
2 -	1:18.564	4.825	75.17	09:25:46.961
3 -	4:17.583 D	3.844	76.12	09:27:04.544
4 -	1:21.123	7.384	72.79	09:28:25.667

Silverstone National
 Circuit Length = 1.6404 miles
 Start: 09:21 Flag 09:43 End: 09:45

Weather / Track : Sunny / Damp

BRSCC Mazda MX-5 Championship

QUALIFYING - GROUP 1 - LAP ANALYSIS

DIFF = Difference To Personal Best Lap

5 -	1:25.327	11.588	69.21	09:29:50.994
6 -	9:08.147	7:54.408	10.77	09:38:59.141
7 -	1:14.925	1.186	78.82	09:40:14.066
8 -	1:14.194 (2)	0.455	79.59	09:41:28.260
9 -	1:13.739 (1)		80.08	09:42:41.999
10 -	1:14.391 (3)	0.652	79.38	09:43:56.390

P10 195 Ben OHARE

LAP	LAP TIME	DIFF	MPH	TIME OF DAY
1 -	1:17.523	3.761	76.17	09:24:28.969
2 -	1:16.910	3.148	76.78	09:25:45.879
3 -	1:16.863	3.101	76.83	09:27:02.742
4 -	1:15.912	2.150	77.79	09:28:18.654
5 -	1:20.566 D	6.804	73.30	09:29:39.220
6 -	8:35.480	7:21.718	11.45	09:38:14.700
7 -	1:14.904	1.142	78.84	09:39:29.604
8 -	1:14.263 (3)	0.501	79.52	09:40:43.867
9 -	1:13.762 (1)		80.06	09:41:57.629
10 -	1:17.632	3.870	76.07	09:43:15.261
11 -	1:14.187 (2)	0.425	79.60	09:44:29.448

P11 69 George GRANT (M)

LAP	LAP TIME	DIFF	MPH	TIME OF DAY
1 -	1:19.265	4.845	74.50	09:24:26.152
2 -	1:17.049	2.629	76.64	09:25:43.201
3 -	1:16.369	1.949	77.33	09:26:59.570
4 -	1:18.486	4.066	75.24	09:28:18.056
5 -	1:17.144	2.724	76.55	09:29:35.200
6 -	8:38.471	7:24.051	11.39	09:38:13.671
7 -	1:16.243	1.823	77.45	09:39:29.914
8 -	1:15.232 (3)	0.812	78.49	09:40:45.146
9 -	1:14.420 (1)		79.35	09:41:59.566
10 -	1:15.517	1.097	78.20	09:43:15.083
11 -	1:14.737 (2)	0.317	79.01	09:44:29.820

P12 152 Jon PETHICK

LAP	LAP TIME	DIFF	MPH	TIME OF DAY
1 -	1:24.129	9.535	70.19	09:24:11.654
2 -	1:19.134	4.540	74.62	09:25:30.788
3 -	1:17.755	3.161	75.95	09:26:48.543
4 -	1:17.743	3.149	75.96	09:28:06.286
5 -	1:16.517 D	1.923	77.18	09:29:22.803
6 -	9:09.705	7:55.111	10.74	09:38:32.508
7 -	1:17.169	2.575	76.52	09:39:49.677
8 -	1:15.829 (3)	1.235	77.88	09:41:05.506
9 -	1:15.229 (2)	0.635	78.50	09:42:20.735
10 -	1:14.594 (1)		79.17	09:43:35.329

P13 27 Luke PULLEN

LAP	LAP TIME	DIFF	MPH	TIME OF DAY
1 -	1:19.466	4.547	74.31	09:24:24.633
2 -	1:16.557	1.638	77.14	09:25:41.190
3 -	1:17.085	2.166	76.61	09:26:58.275
4 -	1:17.811 D	2.892	75.89	09:28:16.086
5 -	1:16.029	1.110	77.67	09:29:32.115
6 -	8:45.390	7:30.471	11.24	09:38:17.505
7 -	1:15.392 D	0.473	78.33	09:39:32.897
8 -	1:15.540 (3)	0.621	78.17	09:40:48.437
9 -	1:15.270 (2)	0.351	78.45	09:42:03.707
10 -	1:14.919 (1)		78.82	09:43:18.626
11 -	1:17.077	2.158	76.62	09:44:35.703

DIFF = Difference To Personal Best Lap

P14 144 Bill TAYLOR

LAP	LAP TIME	DIFF	MPH	TIME OF DAY
1 -	1:18.836	3.559	74.91	09:24:07.012
2 -	1:16.733 D	1.456	76.96	09:25:23.745
3 -	1:16.485	1.208	77.21	09:26:40.230
4 -	1:16.341	1.064	77.35	09:27:56.571
5 -	1:16.546	1.269	77.15	09:29:13.117
6 -	1:16.092	0.815	77.61	09:30:29.209
7 -	8:14.136	6:58.859	11.95	09:38:43.345
8 -	1:16.014 (3)	0.737	77.69	09:39:59.359
9 -	1:16.287	1.010	77.41	09:41:15.646
10 -	1:15.277 (1)		78.45	09:42:30.923
11 -	1:15.803 (2)	0.526	77.90	09:43:46.726

P15 26 Sam ATTARD

LAP	LAP TIME	DIFF	MPH	TIME OF DAY
1 -	1:19.225	3.652	74.54	09:24:08.770
2 -	1:18.198	2.625	75.52	09:25:26.968
3 -	1:18.327	2.754	75.39	09:26:45.295
4 -	1:18.759	3.186	74.98	09:28:04.054
5 -	1:17.633 (2)	2.060	76.07	09:29:21.687
6 -	9:17.813	8:02.240	10.58	09:38:39.500
7 -	1:17.885	2.312	75.82	09:39:57.385
8 -	1:17.716 (3)	2.143	75.99	09:41:15.101
9 -	1:15.573 (1)		78.14	09:42:30.674
10 -	1:18.122	2.549	75.59	09:43:48.796

P16 65 Matthew ALLEN

LAP	LAP TIME	DIFF	MPH	TIME OF DAY
1 -	1:28.459 P	12.834	66.76	09:24:30.221
2 -	3:20.822	2:05.197	29.40	09:27:51.043
3 -	1:17.986	2.361	75.72	09:29:09.029
4 -	1:18.319	2.694	75.40	09:30:27.348
5 -	8:13.631	6:58.006	11.96	09:38:40.979
6 -	1:17.097 (3)	1.472	76.60	09:39:58.076
7 -	1:17.504	1.879	76.19	09:41:15.580
8 -	1:15.887 (2)	0.262	77.82	09:42:31.467
9 -	1:15.625 (1)		78.09	09:43:47.092

P17 30 Marco ATTARD

LAP	LAP TIME	DIFF	MPH	TIME OF DAY
1 -	1:17.655	1.906	76.05	09:25:25.782
2 -	1:18.076	2.327	75.63	09:26:43.858
3 -	1:18.257	2.508	75.46	09:28:02.115
4 -	1:17.269 (3)	1.520	76.42	09:29:19.384
5 -	9:19.871	8:04.122	10.54	09:38:39.255
6 -	1:18.492	2.743	75.23	09:39:57.747
7 -	1:16.493 (2)	0.744	77.20	09:41:14.240
8 -	1:17.490	1.741	76.21	09:42:31.730
9 -	1:15.749 (1)		77.96	09:43:47.479

P18 17 Harry STORER

LAP	LAP TIME	DIFF	MPH	TIME OF DAY
1 -	1:21.713	5.702	72.27	09:24:26.504
2 -	1:17.361 (2)	1.350	76.33	09:25:43.865
3 -	1:16.011 (1)		77.69	09:26:59.876
4 -	1:19.949 (3)	3.938	73.86	09:28:19.825
5 -	1:36.102 P	20.091	61.45	09:29:55.927

Weather / Track : Sunny / Damp

Silverstone National

Circuit Length = 1.6404 miles

Start: 09:21 Flag 09:43 End: 09:45

BRSCC Mazda MX-5 Championship

QUALIFYING - GROUP 1 - LAP ANALYSIS

DIFF = Difference To Personal Best Lap

P19 777 Jay SHEPHERD				
LAP	LAP TIME	DIFF	MPH	TIME OF DAY
1 -	1:19.421	3.246	74.35	09:24:11.600
2 -	1:18.389	2.214	75.33	09:25:29.989
3 -	1:18.119	1.944	75.59	09:26:48.108
4 -	1:18.110	1.935	75.60	09:28:06.218
5 -	1:17.689	1.514	76.01	09:29:23.907
6 -	9:16.081	7:59.906	10.62	09:38:39.988
7 -	1:17.291	1.116	76.40	09:39:57.279
8 -	1:16.839 (3)	0.664	76.85	09:41:14.118
9 -	1:16.390 (2)	0.215	77.30	09:42:30.508
10 -	1:16.175 (1)		77.52	09:43:46.683

P20 230 Thomas HOLLAND				
LAP	LAP TIME	DIFF	MPH	TIME OF DAY
1 -	1:21.224	4.909	72.70	09:23:59.180
2 -	1:17.165 (3)	0.850	76.53	09:25:16.345
3 -	1:19.699	3.384	74.09	09:26:36.044
4 -	1:17.957	1.642	75.75	09:27:54.001
5 -	1:17.900	1.585	75.81	09:29:11.901
6 -	9:33.914	8:17.599	10.29	09:38:45.815
7 -	1:18.376	2.061	75.35	09:40:04.191
8 -	1:17.635	1.320	76.06	09:41:21.826
9 -	1:16.673 (2)	0.358	77.02	09:42:38.499
10 -	1:16.315 (1)		77.38	09:43:54.814

P21 8 Peter HIGTON				
LAP	LAP TIME	DIFF	MPH	TIME OF DAY
1 -	1:21.591	5.190	72.38	09:24:06.684
2 -	1:21.308	4.907	72.63	09:25:27.992
3 -	1:19.054	2.653	74.70	09:26:47.046
4 -	1:18.339	1.938	75.38	09:28:05.385
5 -	4:48.300 D	1.899	75.42	09:29:23.685
6 -	9:10.814	7:54.413	10.72	09:38:34.499
7 -	1:17.542	1.141	76.16	09:39:52.041
8 -	1:17.098 (2)	0.697	76.59	09:41:09.139
9 -	1:16.401 (1)		77.29	09:42:25.540
10 -	1:17.426 (3)	1.025	76.27	09:43:42.966

P22 25 Stephen NEW				
LAP	LAP TIME	DIFF	MPH	TIME OF DAY
1 -	1:21.588	5.150	72.38	09:24:25.979
2 -	1:19.208	2.770	74.55	09:25:45.187
3 -	1:20.226	3.788	73.61	09:27:05.413
4 -	1:18.137	1.699	75.58	09:28:23.550
5 -	4:20.068 D	3.630	73.75	09:29:43.618
6 -	8:48.353	7:31.915	11.17	09:38:31.971
7 -	1:17.913	1.475	75.79	09:39:49.884
8 -	1:17.661 (2)	1.223	76.04	09:41:07.545
9 -	1:16.438 (1)		77.26	09:42:23.983
10 -	1:17.717 (3)	1.279	75.98	09:43:41.700

P23 97 Kian DONALDSON				
LAP	LAP TIME	DIFF	MPH	TIME OF DAY
1 -	1:20.318	3.778	73.52	09:23:58.835
2 -	1:20.551	4.011	73.31	09:25:19.386
3 -	1:19.275	2.735	74.49	09:26:38.661
4 -	1:18.964	2.424	74.78	09:27:57.625
5 -	1:18.329	1.789	75.39	09:29:15.954
6 -	9:09.370	7:52.830	10.74	09:38:25.324

DIFF = Difference To Personal Best Lap

7 -	1:18.196 (3)	1.656	75.52	09:39:43.520
8 -	1:18.723	2.183	75.01	09:41:02.243
9 -	1:17.497 (2)	0.957	76.20	09:42:19.740
10 -	1:16.540 (1)		77.15	09:43:36.280

P24 68 Ashley HEATH (M)				
LAP	LAP TIME	DIFF	MPH	TIME OF DAY
1 -	1:23.372	6.641	70.83	09:24:13.101
2 -	1:20.058	3.327	73.76	09:25:33.159
3 -	1:18.771	2.040	74.97	09:26:51.930
4 -	1:19.010	2.279	74.74	09:28:10.940
5 -	1:18.315	1.584	75.40	09:29:29.255
6 -	9:03.144	7:46.413	10.87	09:38:32.399
7 -	1:18.277 (3)	1.546	75.44	09:39:50.676
8 -	1:17.744 (2)	1.013	75.96	09:41:08.420
9 -	1:16.731 (1)		76.96	09:42:25.151
10 -	1:18.288	1.557	75.43	09:43:43.439

P25 45 Graham RUMSEY (M)				
LAP	LAP TIME	DIFF	MPH	TIME OF DAY
1 -	1:21.732	3.880	72.25	09:24:16.946
2 -	1:21.607	3.755	72.36	09:25:38.553
3 -	1:20.870	3.018	73.02	09:26:59.423
4 -	1:20.795	2.943	73.09	09:28:20.218
5 -	1:20.903	3.051	72.99	09:29:41.121
6 -	8:42.853	7:25.001	11.29	09:38:23.974
7 -	1:19.046 (2)	1.194	74.71	09:39:43.020
8 -	1:19.508 (3)	1.656	74.27	09:41:02.528
9 -	1:19.946	2.094	73.87	09:42:22.474
10 -	1:17.852 (1)		75.85	09:43:40.326

P26 38 Andrew DEAN				
LAP	LAP TIME	DIFF	MPH	TIME OF DAY
1 -	1:24.054	6.013	70.26	09:24:28.023
2 -	1:20.231	2.190	73.60	09:25:48.254
3 -	4:49.455 D	1.414	74.32	09:27:07.709
4 -	1:20.601	2.560	73.27	09:28:28.310
5 -	1:19.202 (3)	1.161	74.56	09:29:47.512
6 -	8:38.293	7:20.252	11.39	09:38:25.805
7 -	1:20.488	2.447	73.37	09:39:46.293
8 -	1:18.808 (2)	0.767	74.93	09:41:05.101
9 -	1:18.041 (1)		75.67	09:42:23.142
10 -	1:19.579	1.538	74.21	09:43:42.721

P27 21 Chris MOLLOY				
LAP	LAP TIME	DIFF	MPH	TIME OF DAY
1 -	1:22.463	4.117	71.61	09:24:13.987
2 -	1:21.070	2.724	72.84	09:25:35.057
3 -	1:36.164	17.818	61.41	09:27:11.221
4 -	1:18.888 (3)	0.542	74.86	09:28:30.109
5 -	1:18.346 (1)		75.37	09:29:48.455
6 -	8:38.262	7:19.916	11.39	09:38:26.717
7 -	1:18.647 (2)	0.301	75.09	09:39:45.364
8 -	1:56.722 P	38.376	50.59	09:41:42.086

P28 78 Richard BARTLETT (M)				
LAP	LAP TIME	DIFF	MPH	TIME OF DAY
1 -	1:22.519	3.290	71.56	09:24:16.776
2 -	1:20.860	1.631	73.03	09:25:37.636
3 -	1:20.930	1.701	72.97	09:26:58.566

Silverstone National
 Circuit Length = 1.6404 miles
 Start: 09:21 Flag 09:43 End: 09:45

Weather / Track : Sunny / Damp

BRSCC Mazda MX-5 Championship

QUALIFYING - GROUP 1 - LAP ANALYSIS

DIFF = Difference To Personal Best Lap

4 -	1:21.341	2.112	72.60	09:28:19.907
5 -	1:20.775	1.546	73.11	09:29:40.682
6 -	8:41.304	7:22.075	11.32	09:38:21.986
7 -	1:20.314	1.085	73.53	09:39:42.300
8 -	1:19.764 (2)	0.535	74.03	09:41:02.064
9 -	1:20.262 (3)	1.033	73.57	09:42:22.326
10 -	1:19.229 (1)		74.53	09:43:41.555

P29 28 Kevin PEMBERTON

LAP	LAP TIME	DIFF	MPH	TIME OF DAY
1 -	1:23.599	4.327	70.64	09:24:34.304
2 -	1:22.977	3.705	71.17	09:25:57.281
3 -	1:21.595	2.323	72.37	09:27:18.876
4 -	1:20.777	1.505	73.11	09:28:39.653
5 -	1:20.403	1.131	73.45	09:30:00.056
6 -	8:37.118	7:17.846	11.42	09:38:37.174
7 -	1:20.207 (3)	0.935	73.63	09:39:57.381
8 -	1:21.660	2.388	72.32	09:41:19.041
9 -	1:19.706 (2)	0.434	74.09	09:42:38.747
10 -	1:19.272 (1)		74.49	09:43:58.019

P30 66 David SCOULLER

LAP	LAP TIME	DIFF	MPH	TIME OF DAY
1 -	1:28.218	2.202	66.94	09:24:31.733
2 -	1:26.421 (3)	0.405	68.33	09:25:58.154
3 -	1:26.381 (2)	0.365	68.36	09:27:24.535
4 -	1:27.842	1.826	67.23	09:28:52.377
5 -	1:26.649	0.633	68.15	09:30:19.026
6 -	8:18.224	6:52.208	11.85	09:38:37.250
7 -	1:28.283	2.267	66.89	09:40:05.533
8 -	1:27.983	1.967	67.12	09:41:33.516
9 -	1:27.329	1.313	67.62	09:43:00.845
10 -	1:26.016 (1)		68.65	09:44:26.861

BRSCC Mazda MX-5 Championship

QUALIFYING - GROUP 1 - STATISTICS

Competitors Started 30
Planned Start 2020-09-12 @ 09:25:00.000
Actual Start 2020-09-12 @ 09:21:57.399
Finish Time 2020-09-12 @ 09:43:21.715
Track Length 1.6404mi.
Total Laps 302
Total Distance Covered 495.4199mi.

Session Fastest Lap History

NO	CL	NAME	LAP TIME	TIME OF DAY	LAP	VEHICLE
18		Will BLACKWELL-CHAMBERS	1:17.667	09:23:57.381	1	Mazda MX-5 Mk1
41		Joe WIGGIN	1:16.655	09:23:57.640	1	Mazda MX-5 Mk1
18		Will BLACKWELL-CHAMBERS	1:15.896	09:25:13.277	2	Mazda MX-5 Mk1
77		Steve FODEN	1:15.670	09:25:16.630	2	Mazda MX-5 Mk1
263		Fraser FENWICK	1:15.616	09:25:39.679	2	Mazda MX-5 Mk1
93		Jack BREWER	1:15.397	09:27:45.524	4	Mazda MX-5 Mk1
93		Jack BREWER	1:15.270	09:29:00.794	5	Mazda MX-5 Mk1
41		Joe WIGGIN	1:15.210	09:29:01.211	5	Mazda MX-5 Mk1
77		Steve FODEN	1:15.075	09:29:03.483	5	Mazda MX-5 Mk1
41		Joe WIGGIN	1:14.901	09:30:16.110	6	Mazda MX-5 Mk1
93		Jack BREWER	1:14.098	09:39:26.937	8	Mazda MX-5 Mk1
263		Fraser FENWICK	1:14.076	09:40:11.744	7	Mazda MX-5 Mk1
93		Jack BREWER	1:13.413	09:40:40.350	9	Mazda MX-5 Mk1
41		Joe WIGGIN	1:13.076	09:41:53.877	10	Mazda MX-5 Mk1
263		Fraser FENWICK	1:13.067	09:42:39.999	9	Mazda MX-5 Mk1
93		Jack BREWER	1:12.571	09:43:06.726	11	Mazda MX-5 Mk1
72		Matt LUFF	1:12.322	09:44:21.069	10	Mazda MX-5 Mk1

Flag History

TYPE	TIME OF DAY
GREEN	09:21:57.399
RED	09:30:30.616
GREEN	09:36:54.329
FINISH	09:43:21.715

Flag Statistics

TYPE	COUNT	TOTAL LAPS	TOTAL TIME
Green	2	12	16:43.831
Red	1	0	6:23.713
Safety Car	0	0	0.000
FCY	0	0	0.000

BRSCC Mazda MX-5 Championship
QUALIFYING - GROUP 1 - STATISTICS

CLASS :

30 Starters

Fastest Lap History

NO	NAME	LAP TIME	TIME OF DAY	LAP	VEHICLE
18	Will BLACKWELL-CHAMBERS	1:17.667	09:23:57.381	1	Mazda MX-5 Mk1
41	Joe WIGGIN	1:16.655	09:23:57.640	1	Mazda MX-5 Mk1
18	Will BLACKWELL-CHAMBERS	1:15.896	09:25:13.277	2	Mazda MX-5 Mk1
77	Steve FODEN	1:15.670	09:25:16.630	2	Mazda MX-5 Mk1
263	Fraser FENWICK	1:15.616	09:25:39.679	2	Mazda MX-5 Mk1
93	Jack BREWER	1:15.397	09:27:45.524	4	Mazda MX-5 Mk1
93	Jack BREWER	1:15.270	09:29:00.794	5	Mazda MX-5 Mk1
41	Joe WIGGIN	1:15.210	09:29:01.211	5	Mazda MX-5 Mk1
77	Steve FODEN	1:15.075	09:29:03.483	5	Mazda MX-5 Mk1
41	Joe WIGGIN	1:14.901	09:30:16.110	6	Mazda MX-5 Mk1
93	Jack BREWER	1:14.098	09:39:26.937	8	Mazda MX-5 Mk1
263	Fraser FENWICK	1:14.076	09:40:11.744	7	Mazda MX-5 Mk1
93	Jack BREWER	1:13.413	09:40:40.350	9	Mazda MX-5 Mk1
41	Joe WIGGIN	1:13.076	09:41:53.877	10	Mazda MX-5 Mk1
263	Fraser FENWICK	1:13.067	09:42:39.999	9	Mazda MX-5 Mk1
93	Jack BREWER	1:12.571	09:43:06.726	11	Mazda MX-5 Mk1
72	Matt LUFF	1:12.322	09:44:21.069	10	Mazda MX-5 Mk1

Weather / Track : Sunny / Damp

Silverstone National
Circuit Length = 1.6404 miles
Start: 09:21 Flag 09:43 End: 09:45

BRSCC Mazda MX-5 Championship
QUALIFYING - GROUP 2 - CLASSIFICATION - AMENDED


POS	NO	CL	PIC NAME	ENTRY	TIME	ON	LAPS	GAP	DIFF	MPH
1	81*		1 Sebastian FISHER	Mazda MX-5 Mk1	1:11.488	1	13			82.61
2	83		2 Brian TROTT (M)	Mazda MX-5 Mk1	1:11.622	4	12	0.134	0.134	82.45
3	158		3 Mike COMBER	Mazda MX-5 Mk1	1:11.717	7	13	0.229	0.095	82.34
4	63		4 Oliver ALLWOOD	Mazda MX-5 Mk1	1:11.746	4	12	0.258	0.029	82.31
5	55		5 Matt POLLARD	Mazda MX-5 Mk1	1:11.818	1	12	0.330	0.072	82.23
6	4		6 Paul BATEMAN (M)	Mazda MX-5 Mk1	1:11.858	4	11	0.370	0.040	82.18
7	95*		7 Ian BLAKE	Mazda MX-5 Mk1	1:11.980	9	12	0.492	0.122	82.04
8	82*		8 Michael KNIBBS	Mazda MX-5 Mk1	1:12.262	12	12	0.774	0.282	81.72
9	22		9 Owen MILLS	Mazda MX-5 Mk1	1:12.309	4	6	0.821	0.047	81.67
10	37		10 Tim DORE (M)	Mazda MX-5 Mk1	1:13.018	7	12	1.530	0.709	80.87
11	222		11 Michael GREEN	Mazda MX-5 Mk1	1:13.112	5	12	1.624	0.094	80.77
12	60*		12 Oliver ATTARD	Mazda MX-5 Mk1	1:13.246	9	12	1.758	0.134	80.62
13	5		13 Nick LE DOYEN (M)	Mazda MX-5 Mk1	1:13.612	7	12	2.124	0.366	80.22
14	20*		14 Christopher GINN (M)	Mazda MX-5 Mk1	1:13.661	10	12	2.173	0.049	80.17
15	264		15 William BREAME	Mazda MX-5 Mk1	1:13.835	9	12	2.347	0.174	79.98
16	73		16 Beau PARRY	Mazda MX-5 Mk1	1:13.905	6	12	2.417	0.070	79.90
17	419		17 Martyn CANNING	Mazda MX-5 Mk1	1:14.071	1	11	2.583	0.166	79.72
18	21		18 Matthew FLETCHER	Mazda MX-5 Mk1	1:14.170	8	9	2.682	0.099	79.62
19	31		19 Bryn GRIFFITHS (M)	Mazda MX-5 Mk1	1:14.213	8	11	2.725	0.043	79.57
20	15		20 Brandon ABRAHAM	Mazda MX-5 Mk1	1:14.286	3	8	2.798	0.073	79.49
21	50		21 Tim STORER	Mazda MX-5 Mk1	1:14.518	11	12	3.030	0.232	79.25
22	777		22 Ed WORTHINGTON	Mazda MX-5 Mk1	1:14.617	9	12	3.129	0.099	79.14
23	44		23 George KING	Mazda MX-5 Mk1	1:14.830	8	11	3.342	0.213	78.92
24	53		24 Jonathan FIELDSEND (M)	Mazda MX-5 Mk1	1:14.960	11	12	3.472	0.130	78.78
25	87	INV	1 Oli WALDEN	Mazda MX-5 Mk1	1:15.111	12	12	3.623	0.151	78.62
26	28		25 Chris WATTS	Mazda Mx-5 Mk1	1:15.469	10	12	3.981	0.358	78.25
27	75		26 Robert BOND	Mazda MX-5 Mk1	1:15.793	8	11	4.305	0.324	77.91
28	9	INV	2 Geena WATKINSON	Mazda MX-5			0			
DQ	67*		Clive CHISNALL (M)	Mazda MX-5 Mk1						

*Car 67 - C1.1.6 - Contravention of Flag &/or Light Signals.
 Q15.1.2 - Not slowing down or overtaking under yellow flag &/or light signal.
 No. 20, 60, 81, 82, 95 - 1 Lap time disallowed; exceeding track limits.

Weather / Track : Sunny / Dry

These results are provisional until the conclusion of any judicial and technical matters.

Silverstone National

Circuit Length = 1.6404 miles

Start: 10:40 Flag 10:55 End: 10:57

Clerk Of Course : Paul Levitt	Steward :	Timekeeper : Peter Knight
-------------------------------	-----------	---------------------------

BRSCC Mazda MX-5 Championship

QUALIFYING - GROUP 2 - LAP ANALYSIS

DIFF = Difference To Personal Best Lap

P1 81 Sebastian FISHER				
LAP	LAP TIME	DIFF	MPH	TIME OF DAY
1 -	1:11.488 (1)		82.61	10:42:08.507
2 -	1:11.952	0.464	82.07	10:43:20.459
3 -	1:18.302	6.814	75.42	10:44:38.761
4 -	1:12.919	1.431	80.98	10:45:51.680
5 -	1:11.521 (2)	0.033	82.57	10:47:03.201
6 -	1:12.326	0.838	81.65	10:48:15.527
7 -	1:11.804 (3)	0.316	82.24	10:49:27.331
8 -	1:12.485	0.997	81.47	10:50:39.816
9 -	1:13.162	1.674	80.72	10:51:52.978
10 -	1:12.290	0.802	81.69	10:53:05.268
11 -	1:12.282 D	0.794	81.70	10:54:17.550
12 -	1:12.765	1.277	81.16	10:55:30.315
13 -	1:12.142	0.654	81.86	10:56:42.457

P2 83 Brian TROTT (M)				
LAP	LAP TIME	DIFF	MPH	TIME OF DAY
1 -	1:31.966	20.344	64.21	10:43:11.535
2 -	1:12.198	0.576	81.79	10:44:23.733
3 -	1:11.856	0.234	82.18	10:45:35.589
4 -	1:11.622 (1)		82.45	10:46:47.211
5 -	1:12.173	0.551	81.82	10:47:59.384
6 -	1:11.786 (2)	0.164	82.26	10:49:11.170
7 -	1:11.836	0.214	82.21	10:50:23.006
8 -	1:11.861	0.239	82.18	10:51:34.867
9 -	1:12.144	0.522	81.85	10:52:47.011
10 -	1:12.093	0.471	81.91	10:53:59.104
11 -	1:12.367	0.745	81.60	10:55:11.471
12 -	1:11.810 (3)	0.188	82.24	10:56:23.281

P3 158 Mike COMBER				
LAP	LAP TIME	DIFF	MPH	TIME OF DAY
1 -	1:11.943 (2)	0.226	82.08	10:42:10.265
2 -	1:14.794	3.077	78.95	10:43:25.059
3 -	1:13.166	1.449	80.71	10:44:38.225
4 -	1:12.186	0.469	81.81	10:45:50.411
5 -	1:12.004 (3)	0.287	82.01	10:47:02.415
6 -	1:13.545	1.828	80.30	10:48:15.960
7 -	1:11.717 (1)		82.34	10:49:27.677
8 -	1:12.004 (3)	0.287	82.01	10:50:39.681
9 -	1:12.865	1.148	81.04	10:51:52.546
10 -	1:13.251	1.534	80.62	10:53:05.797
11 -	1:12.074	0.357	81.93	10:54:17.871
12 -	1:12.119	0.402	81.88	10:55:29.990
13 -	1:13.817	2.100	80.00	10:56:43.807

P4 63 Oliver ALLWOOD				
LAP	LAP TIME	DIFF	MPH	TIME OF DAY
1 -	1:31.470	19.724	64.56	10:43:11.705
2 -	1:12.237	0.491	81.75	10:44:23.942
3 -	1:11.800 (3)	0.054	82.25	10:45:35.742
4 -	1:11.746 (1)		82.31	10:46:47.488
5 -	1:12.148	0.402	81.85	10:47:59.636
6 -	1:11.750 (2)	0.004	82.30	10:49:11.386
7 -	1:11.936	0.190	82.09	10:50:23.322
8 -	1:11.851	0.105	82.19	10:51:35.173
9 -	1:12.095	0.349	81.91	10:52:47.268
10 -	1:11.843	0.097	82.20	10:53:59.111
11 -	1:12.124	0.378	81.88	10:55:11.235
12 -	1:11.854	0.108	82.18	10:56:23.089

DIFF = Difference To Personal Best Lap

P5 55 Matt POLLARD				
LAP	LAP TIME	DIFF	MPH	TIME OF DAY
1 -	1:11.818 (1)		82.23	10:42:11.715
2 -	1:12.008 (3)	0.190	82.01	10:43:23.723
3 -	1:13.988	2.170	79.81	10:44:37.711
4 -	1:11.876 (2)	0.058	82.16	10:45:49.587
5 -	1:12.362	0.544	81.61	10:47:01.949
6 -	1:12.614	0.796	81.32	10:48:14.563
7 -	1:13.934 P	2.116	79.87	10:49:28.497
8 -	2:10.988	59.170	45.08	10:51:39.485
9 -	1:12.540	0.722	81.41	10:52:52.025
10 -	1:12.009	0.191	82.01	10:54:04.034
11 -	1:13.273	1.455	80.59	10:55:17.307
12 -	1:12.109	0.291	81.89	10:56:29.416

P6 4 Paul BATEMAN (M)				
LAP	LAP TIME	DIFF	MPH	TIME OF DAY
1 -	1:31.069	19.211	64.84	10:43:12.098
2 -	1:12.404	0.546	81.56	10:44:24.502
3 -	1:12.037 (2)	0.179	81.98	10:45:36.539
4 -	1:11.858 (1)		82.18	10:46:48.397
5 -	1:12.792	0.934	81.13	10:48:01.189
6 -	1:12.370 (3)	0.512	81.60	10:49:13.559
7 -	1:12.760	0.902	81.16	10:50:26.319
8 -	1:13.709 P	1.851	80.12	10:51:40.028
9 -	2:20.177	1:08.319	42.13	10:54:00.205
10 -	1:12.936	1.078	80.97	10:55:13.141
11 -	1:13.247	1.389	80.62	10:56:26.388

P7 95 Ian BLAKE				
LAP	LAP TIME	DIFF	MPH	TIME OF DAY
1 -	1:12.232 (3)	0.252	81.75	10:42:15.446
2 -	1:13.892	1.912	79.92	10:43:29.338
3 -	1:12.970	0.990	80.93	10:44:42.308
4 -	1:14.410	2.430	79.36	10:45:56.718
5 -	1:26.805	14.825	68.03	10:47:23.523
6 -	1:21.805	9.825	72.19	10:48:45.328
7 -	1:12.509	0.529	81.44	10:49:57.837
8 -	1:16.338	4.358	77.36	10:51:14.175
9 -	1:11.980 (1)		82.04	10:52:26.155
10 -	1:21.072 D	9.092	72.84	10:53:47.227
11 -	1:43.715	31.735	56.94	10:55:30.942
12 -	1:12.037 (2)	0.057	81.98	10:56:42.979

P8 82 Michael KNIBBS				
LAP	LAP TIME	DIFF	MPH	TIME OF DAY
1 -	1:30.442	18.180	65.29	10:43:13.681
2 -	1:12.297 (2)	0.035	81.68	10:44:25.978
3 -	1:12.692	0.430	81.24	10:45:38.670
4 -	1:12.412	0.150	81.55	10:46:51.082
5 -	1:12.839	0.577	81.07	10:48:03.921
6 -	1:12.585	0.323	81.36	10:49:16.506
7 -	1:12.570	0.308	81.37	10:50:29.076
8 -	1:12.523	0.261	81.43	10:51:41.599
9 -	1:12.537	0.275	81.41	10:52:54.136
10 -	1:12.473 D	0.211	81.48	10:54:06.609
11 -	1:12.408 (3)	0.146	81.56	10:55:19.017
12 -	1:12.262 (1)		81.72	10:56:31.279

Weather / Track : Sunny / Dry

Silverstone National
Circuit Length = 1.6404 miles
Start: 10:40 Flag 10:55 End: 10:57

BRSCC Mazda MX-5 Championship

QUALIFYING - GROUP 2 - LAP ANALYSIS

DIFF = Difference To Personal Best Lap

P9 22 Owen MILLS				
LAP	LAP TIME	DIFF	MPH	TIME OF DAY
1 -	1:12.420 (2)	0.111	81.54	10:42:08.355
2 -	1:12.463 (3)	0.154	81.49	10:43:20.818
3 -	1:16.780	4.471	76.91	10:44:37.598
4 -	1:12.309 (1)		81.67	10:45:49.907
5 -	1:13.029	0.720	80.86	10:47:02.936
6 -	1:20.639 P	8.330	73.23	10:48:23.575

P10 37 Tim DORE (M)				
LAP	LAP TIME	DIFF	MPH	TIME OF DAY
1 -	1:13.188 (3)	0.170	80.69	10:42:16.239
2 -	1:14.857	1.839	78.89	10:43:31.096
3 -	1:14.622	1.604	79.14	10:44:45.718
4 -	1:14.454	1.436	79.31	10:46:00.172
5 -	1:23.666	10.648	70.58	10:47:23.838
6 -	1:22.886	9.868	71.25	10:48:46.724
7 -	1:13.018 (1)		80.87	10:49:59.742
8 -	1:13.469	0.451	80.38	10:51:13.211
9 -	1:13.289	0.271	80.58	10:52:26.500
10 -	1:13.679	0.661	80.15	10:53:40.179
11 -	1:13.061 (2)	0.043	80.83	10:54:53.240
12 -	1:16.055	3.037	77.64	10:56:09.295

P11 222 Michael GREEN				
LAP	LAP TIME	DIFF	MPH	TIME OF DAY
1 -	1:13.227 (2)	0.115	80.64	10:42:09.713
2 -	1:13.243 (3)	0.131	80.63	10:43:22.956
3 -	1:15.887	2.775	77.82	10:44:38.843
4 -	1:13.463	0.351	80.38	10:45:52.306
5 -	1:13.112 (1)		80.77	10:47:05.418
6 -	1:13.476	0.364	80.37	10:48:18.894
7 -	1:14.239	1.127	79.54	10:49:33.133
8 -	1:13.997	0.885	79.80	10:50:47.130
9 -	1:13.506	0.394	80.34	10:52:00.636
10 -	1:13.560	0.448	80.28	10:53:14.196
11 -	1:18.533 P	5.421	75.19	10:54:32.729
12 -	1:48.299	35.187	54.53	10:56:21.028

P12 60 Oliver ATTARD				
LAP	LAP TIME	DIFF	MPH	TIME OF DAY
1 -	1:14.276	1.030	79.50	10:42:23.924
2 -	1:14.273	1.027	79.51	10:43:38.197
3 -	1:13.987	0.741	79.82	10:44:52.184
4 -	1:15.496	2.250	78.22	10:46:07.680
5 -	1:13.580 D	0.334	80.26	10:47:21.260
6 -	1:15.428	2.182	78.29	10:48:36.688
7 -	1:19.158	5.912	74.60	10:49:55.846
8 -	1:13.655 (3)	0.409	80.18	10:51:09.501
9 -	1:13.246 (1)		80.62	10:52:22.747
10 -	1:13.307 (2)	0.061	80.56	10:53:36.054
11 -	1:18.913	5.667	74.83	10:54:54.967
12 -	1:14.031	0.785	79.77	10:56:08.998

P13 67 Clive CHISNALL (M)				
LAP	LAP TIME	DIFF	MPH	TIME OF DAY
1 -	1:14.451	0.961	79.32	10:42:36.504
2 -	1:13.882 (3)	0.392	79.93	10:43:50.386
3 -	1:16.142	2.652	77.56	10:45:06.528
4 -	1:14.347	0.857	79.43	10:46:20.875

DIFF = Difference To Personal Best Lap

5 -	1:14.684	1.194	79.07	10:47:35.559
6 -	1:14.766	1.276	78.98	10:48:50.325
7 -	1:13.490 (1)		80.36	10:50:03.815
8 -	1:17.299	3.809	76.40	10:51:21.114
9 -	1:14.893	1.403	78.85	10:52:36.007
10 -	1:14.149	0.659	79.64	10:53:50.156
11 -	1:13.979	0.489	79.82	10:55:04.135
12 -	1:13.566 (2)	0.076	80.27	10:56:17.701

P14 5 Nick LE DOYEN (M)				
LAP	LAP TIME	DIFF	MPH	TIME OF DAY
1 -	1:15.123	1.511	78.61	10:42:35.787
2 -	1:15.346	1.734	78.38	10:43:51.133
3 -	1:13.955 (3)	0.343	79.85	10:45:05.088
4 -	1:14.849	1.237	78.90	10:46:19.937
5 -	1:14.399	0.787	79.37	10:47:34.336
6 -	1:14.985	1.373	78.75	10:48:49.321
7 -	1:13.612 (1)		80.22	10:50:02.933
8 -	1:13.865 (2)	0.253	79.95	10:51:16.798
9 -	1:13.959	0.347	79.85	10:52:30.757
10 -	1:14.260	0.648	79.52	10:53:45.017
11 -	1:14.415	0.803	79.36	10:54:59.432
12 -	1:15.630	2.018	78.08	10:56:15.062

P15 20 Christopher GINN (M)				
LAP	LAP TIME	DIFF	MPH	TIME OF DAY
1 -	1:14.987	1.326	78.75	10:42:36.163
2 -	1:13.810 (3)	0.149	80.01	10:43:49.973
3 -	1:14.395	0.734	79.38	10:45:04.368
4 -	1:15.166	1.505	78.56	10:46:19.534
5 -	1:14.298	0.637	79.48	10:47:33.832
6 -	1:14.478 D	1.517	78.55	10:48:49.010
7 -	1:14.367	0.706	79.41	10:50:03.377
8 -	1:15.027	1.366	78.71	10:51:18.404
9 -	1:13.870	0.209	79.94	10:52:32.274
10 -	1:13.661 (1)		80.17	10:53:45.935
11 -	1:13.731 (2)	0.070	80.09	10:54:59.666
12 -	1:14.760	1.099	78.99	10:56:14.426

P16 264 William BREAME				
LAP	LAP TIME	DIFF	MPH	TIME OF DAY
1 -	1:14.813	0.978	78.93	10:42:21.599
2 -	1:14.801	0.966	78.95	10:43:36.400
3 -	1:15.175	1.340	78.55	10:44:51.575
4 -	1:16.091	2.256	77.61	10:46:07.666
5 -	1:14.739	0.904	79.01	10:47:22.405
6 -	1:15.555	1.720	78.16	10:48:37.960
7 -	1:14.883	1.048	78.86	10:49:52.843
8 -	1:14.226 (2)	0.391	79.56	10:51:07.069
9 -	1:13.835 (1)		79.98	10:52:20.904
10 -	1:17.094	3.259	76.60	10:53:37.998
11 -	1:14.706 (3)	0.871	79.05	10:54:52.704
12 -	1:18.149	4.314	75.56	10:56:10.853

P17 73 Beau PARRY				
LAP	LAP TIME	DIFF	MPH	TIME OF DAY
1 -	1:13.906 (2)	0.001	79.90	10:42:15.402
2 -	1:15.587	1.682	78.13	10:43:30.989
3 -	1:15.544	1.639	78.17	10:44:46.533
4 -	1:14.347	0.442	79.43	10:46:00.880
5 -	1:14.846	0.941	78.90	10:47:15.726

Silverstone National
 Circuit Length = 1.6404 miles
 Start: 10:40 Flag 10:55 End: 10:57

Weather / Track : Sunny / Dry

BRSCC Mazda MX-5 Championship

QUALIFYING - GROUP 2 - LAP ANALYSIS

DIFF = Difference To Personal Best Lap

6 -	1:13.905 (1)		79.90	10:48:29.631
7 -	1:15.296	1.391	78.43	10:49:44.927
8 -	1:14.229 (3)	0.324	79.56	10:50:59.156
9 -	1:14.630	0.725	79.13	10:52:13.786
10 -	1:14.394	0.489	79.38	10:53:28.180
11 -	1:14.848	0.943	78.90	10:54:43.028
12 -	1:27.141	13.236	67.77	10:56:10.169

P18 419 Martyn CANNING

LAP	LAP TIME	DIFF	MPH	TIME OF DAY
1 -	1:14.071 (1)		79.72	10:42:13.932
2 -	1:16.329	2.258	77.37	10:43:30.261
3 -	1:16.295	2.224	77.40	10:44:46.556
4 -	1:17.096	3.025	76.60	10:46:03.652
5 -	1:18.475	4.404	75.25	10:47:22.127
6 -	1:15.438	1.367	78.28	10:48:37.565
7 -	1:14.217 (2)	0.146	79.57	10:49:51.782
8 -	1:14.712	0.641	79.04	10:51:06.494
9 -	1:14.300 (3)	0.229	79.48	10:52:20.794
10 -	1:24.233 P	10.162	70.11	10:53:45.027
11 -	2:00.312	46.241	49.08	10:55:45.339

P19 21 Matthew FLETCHER

LAP	LAP TIME	DIFF	MPH	TIME OF DAY
1 -	1:14.789	0.619	78.96	10:42:37.054
2 -	1:14.745	0.575	79.01	10:43:51.799
3 -	1:17.054	2.884	76.64	10:45:08.853
4 -	1:14.222 (2)	0.052	79.56	10:46:23.075
5 -	1:15.348	1.178	78.37	10:47:38.423
6 -	1:14.678	0.508	79.08	10:48:53.101
7 -	1:14.323 (3)	0.153	79.45	10:50:07.424
8 -	1:14.170 (1)		79.62	10:51:21.594
9 -	1:19.538 P	5.368	74.24	10:52:41.132

P20 31 Bryn GRIFFITHS (M)

LAP	LAP TIME	DIFF	MPH	TIME OF DAY
1 -	1:14.527	0.314	79.24	10:42:19.112
2 -	1:17.858	3.645	75.85	10:43:36.970
3 -	1:15.145	0.932	78.59	10:44:52.115
4 -	1:21.466 P	7.253	72.49	10:46:13.581
5 -	2:58.586	1:44.373	33.06	10:49:12.167
6 -	1:14.754	0.541	79.00	10:50:26.921
7 -	1:15.636	1.423	78.08	10:51:42.557
8 -	1:14.213 (1)		79.57	10:52:56.770
9 -	1:14.348 (3)	0.135	79.43	10:54:11.118
10 -	1:14.340 (2)	0.127	79.44	10:55:25.458
11 -	1:15.001	0.788	78.74	10:56:40.459

P21 15 Brandon ABRAHAM

LAP	LAP TIME	DIFF	MPH	TIME OF DAY
1 -	1:32.871	18.585	63.59	10:43:16.548
2 -	1:14.362 (2)	0.076	79.41	10:44:30.910
3 -	1:14.286 (1)		79.49	10:45:45.196
4 -	1:17.951 (3)	3.665	75.76	10:47:03.147
5 -	1:25.610	11.324	68.98	10:48:28.757
6 -	1:22.750 P	8.464	71.36	10:49:51.507
7 -	3:54.285	2:39.999	25.20	10:53:45.792
8 -	1:23.656 P	9.370	70.59	10:55:09.448

DIFF = Difference To Personal Best Lap

P22 50 Tim STORER				
LAP	LAP TIME	DIFF	MPH	TIME OF DAY
1 -	1:16.300	1.782	77.40	10:42:38.905
2 -	1:17.811	3.293	75.89	10:43:56.716
3 -	1:16.900	2.382	76.79	10:45:13.616
4 -	1:16.639	2.121	77.05	10:46:30.255
5 -	1:15.898	1.380	77.81	10:47:46.153
6 -	1:15.811	1.293	77.89	10:49:01.964
7 -	1:15.192	0.674	78.54	10:50:17.156
8 -	1:14.978 (3)	0.460	78.76	10:51:32.134
9 -	1:16.320	1.802	77.38	10:52:48.454
10 -	1:15.203	0.685	78.52	10:54:03.657
11 -	1:14.518 (1)		79.25	10:55:18.175
12 -	1:14.735 (2)	0.217	79.02	10:56:32.910

P23 777 Ed WORTHINGTON

LAP	LAP TIME	DIFF	MPH	TIME OF DAY
1 -	1:17.014	2.397	76.68	10:42:40.101
2 -	1:15.984	1.367	77.72	10:43:56.085
3 -	1:16.486	1.869	77.21	10:45:12.571
4 -	1:15.756	1.139	77.95	10:46:28.327
5 -	1:14.987 (3)	0.370	78.75	10:47:43.314
6 -	1:15.012	0.395	78.72	10:48:58.326
7 -	1:16.045	1.428	77.66	10:50:14.371
8 -	1:14.808 (2)	0.191	78.94	10:51:29.179
9 -	1:14.617 (1)		79.14	10:52:43.796
10 -	1:15.423	0.806	78.30	10:53:59.219
11 -	1:14.997	0.380	78.74	10:55:14.216
12 -	1:17.261	2.644	76.43	10:56:31.477

P24 44 George KING

LAP	LAP TIME	DIFF	MPH	TIME OF DAY
1 -	1:34.298	19.468	62.62	10:43:19.232
2 -	1:20.969	6.139	72.93	10:44:40.201
3 -	1:16.480	1.650	77.21	10:45:56.681
4 -	1:16.059	1.229	77.64	10:47:12.740
5 -	1:16.164	1.334	77.53	10:48:28.904
6 -	1:15.224 (3)	0.394	78.50	10:49:44.128
7 -	1:16.125	1.295	77.57	10:51:00.253
8 -	1:14.830 (1)		78.92	10:52:15.083
9 -	1:14.947 (2)	0.117	78.79	10:53:30.030
10 -	1:16.564	1.734	77.13	10:54:46.594
11 -	1:15.503	0.673	78.21	10:56:02.097

P25 53 Jonathan FIELDSEND (M)

LAP	LAP TIME	DIFF	MPH	TIME OF DAY
1 -	1:15.653	0.693	78.06	10:42:39.570
2 -	1:16.787	1.827	76.90	10:43:56.357
3 -	1:15.988	1.028	77.71	10:45:12.345
4 -	1:15.268 (3)	0.308	78.46	10:46:27.613
5 -	1:15.090 (2)	0.130	78.64	10:47:42.703
6 -	1:15.715	0.755	77.99	10:48:58.418
7 -	1:18.201	3.241	75.51	10:50:16.619
8 -	1:15.975	1.015	77.73	10:51:32.594
9 -	1:18.507	3.547	75.22	10:52:51.101
10 -	1:15.940	0.980	77.76	10:54:07.041
11 -	1:14.960 (1)		78.78	10:55:22.001
12 -	1:15.316	0.356	78.41	10:56:37.317

Weather / Track : Sunny / Dry

Silverstone National

Circuit Length = 1.6404 miles

Start: 10:40 Flag 10:55 End: 10:57

BRSCC Mazda MX-5 Championship

QUALIFYING - GROUP 2 - LAP ANALYSIS

DIFF = Difference To Personal Best Lap

P26 87 Oli WALDEN				
LAP	LAP TIME	DIFF	MPH	TIME OF DAY
1 -	1:18.077	2.966	75.63	10:42:26.523
2 -	1:18.282	3.171	75.44	10:43:44.805
3 -	1:17.560	2.449	76.14	10:45:02.365
4 -	1:18.878	3.767	74.87	10:46:21.243
5 -	1:16.056	0.945	77.64	10:47:37.299
6 -	1:16.123	1.012	77.58	10:48:53.422
7 -	1:15.726 (3)	0.615	77.98	10:50:09.148
8 -	1:16.006	0.895	77.70	10:51:25.154
9 -	1:18.261	3.150	75.46	10:52:43.415
10 -	1:16.597	1.486	77.10	10:54:00.012
11 -	1:15.274 (2)	0.163	78.45	10:55:15.286
12 -	1:15.111 (1)		78.62	10:56:30.397

P27 28 Chris WATTS				
LAP	LAP TIME	DIFF	MPH	TIME OF DAY
1 -	1:16.622	1.153	77.07	10:42:23.306
2 -	1:17.903	2.434	75.80	10:43:41.209
3 -	1:17.350	1.881	76.34	10:44:58.559
4 -	1:17.837	2.368	75.87	10:46:16.396
5 -	1:17.321	1.852	76.37	10:47:33.717
6 -	1:17.858	2.389	75.85	10:48:51.575
7 -	1:15.952	0.483	77.75	10:50:07.527
8 -	1:15.723 (3)	0.254	77.99	10:51:23.250
9 -	1:15.628 (2)	0.159	78.08	10:52:38.878
10 -	1:15.469 (1)		78.25	10:53:54.347
11 -	1:15.775	0.306	77.93	10:55:10.122
12 -	1:16.937	1.468	76.75	10:56:27.059

P28 75 Robert BOND				
LAP	LAP TIME	DIFF	MPH	TIME OF DAY
1 -	1:35.369	19.576	61.92	10:43:19.462
2 -	1:21.389	5.596	72.56	10:44:40.851
3 -	1:17.882	2.089	75.82	10:45:58.733
4 -	1:18.060	2.267	75.65	10:47:16.793
5 -	1:18.468	2.675	75.26	10:48:35.261
6 -	1:17.904	2.111	75.80	10:49:53.165
7 -	1:16.208 (2)	0.415	77.49	10:51:09.373
8 -	1:15.793 (1)		77.91	10:52:25.166
9 -	1:17.192	1.399	76.50	10:53:42.358
10 -	1:16.662 (3)	0.869	77.03	10:54:59.020
11 -	1:16.943	1.150	76.75	10:56:15.963

BRSCC Mazda MX-5 Championship

QUALIFYING - GROUP 2 - STATISTICS

Competitors Started 29
Planned Start 2020-09-12 @ 10:45:00.000
Actual Start 2020-09-12 @ 10:40:28.481
Finish Time 2020-09-12 @ 10:55:32.222
Track Length 1.6404mi.
Total Laps 320
Total Distance Covered 524.9483mi.

Session Fastest Lap History

NO	CL	NAME	LAP TIME	TIME OF DAY	LAP	VEHICLE
22		Owen MILLS	1:12.420	10:42:08.347	1	Mazda MX-5 Mk1
81		Sebastian FISHER	1:11.488	10:42:08.498	1	Mazda MX-5 Mk1

Flag History

TYPE	TIME OF DAY
GREEN	10:40:28.481
FINISH	10:55:32.222

Flag Statistics

TYPE	COUNT	TOTAL LAPS	TOTAL TIME
Green	1	13	17:12.223
Red	0	0	0.000
Safety Car	0	0	0.000
FCY	0	0	0.000

BRSCC Mazda MX-5 Championship
QUALIFYING - GROUP 2 - STATISTICS

CLASS :

27 Starters

Fastest Lap History

NO	NAME	LAP TIME	TIME OF DAY	LAP	VEHICLE
22	Owen MILLS	1:12.420	10:42:08.347	1	Mazda MX-5 Mk1
81	Sebastian FISHER	1:11.488	10:42:08.498	1	Mazda MX-5 Mk1

Weather / Track : Sunny / Dry

Results can be found at www.tsl-timing.com

Page 2 of 3

Silverstone National
Circuit Length = 1.6404 miles
Start: 10:40 Flag 10:55 End: 10:57

Printed - 11:07 Saturday, 12 September 2020

BRSCC Mazda MX-5 Championship
QUALIFYING - GROUP 2 - STATISTICS

CLASS : INV

2 Starters

Fastest Lap History

NO	NAME	LAP TIME	TIME OF DAY	LAP	VEHICLE
87	Oli WALDEN	1:18.077	10:42:26.520	1	Mazda MX-5 Mk1
87	Oli WALDEN	1:17.560	10:45:02.361	3	Mazda MX-5 Mk1
87	Oli WALDEN	1:16.056	10:47:37.296	5	Mazda MX-5 Mk1
87	Oli WALDEN	1:15.726	10:50:09.145	7	Mazda MX-5 Mk1
87	Oli WALDEN	1:15.274	10:55:15.283	11	Mazda MX-5 Mk1
87	Oli WALDEN	1:15.111	10:56:30.393	12	Mazda MX-5 Mk1

Weather / Track : Sunny / Dry


Results can be found at www.tsl-timing.com

Page 3 of 3

Silverstone National
Circuit Length = 1.6404 miles
Start: 10:40 Flag 10:55 End: 10:57

Printed - 11:07 Saturday, 12 September 2020

BRSCC Mazda MX-5 Championship
RACE 1 - GRID (15 minutes)
WASPP


ROW 19	38	52 Jack WILLMOTT	37	67 Clive CHISNALL (M)
ROW 18	36	78 Richard BARTLETT (M)	35	9 Geena WATKINSON
ROW 17	34	75 Robert BOND	33	45 Graham RUMSEY (M)
ROW 16	32	68 Ashley HEATH (M)	31	87 Oli WALDEN
ROW 15	30	53 Jonathan FIELDSEND (M)	29	25 Stephen NEW
ROW 14	28	8 Peter HIGTON	27	50 Tim STORER
ROW 13	26	15 Brandon ABRAHAM	25	31 Bryn GRIFFITHS (M)
ROW 12	24	17 Harry STORER	23	21 Matthew FLETCHER
ROW 11	22	419 Martyn CANNING	21	65 Matthew ALLEN
ROW 10	20	26 Sam ATTARD	19	264 William BREAME
ROW 9	18	20 Christopher GINN (M)	17	27 Luke PULLEN
ROW 8	16	152 Jon PETHICK	15	69 George GRANT (M)
ROW 7	14	222 Michael GREEN	13	195 Ben OHARE
ROW 6	12	3 Richard WOOTTEN	11	77 Steve FODEN
ROW 5	10	82 Michael KNIBBS	9	29 Adam CRAIG
ROW 4	8	263 Fraser FENWICK	7	4 Paul BATEMAN (M)
ROW 3	6	55 Matt POLLARD	5	41 Joe WIGGIN
ROW 2	4	18 Will BLACKWELL-CHAMBERS	3	158 Mike COMBER
ROW 1	2	83 Brian TROTT (M)	1	72 Matt LUFF
Pole				
				

 Silverstone National
 Circuit Length = 1.6404 miles

These results are provisional until the conclusion of any judicial and technical matters.

Clerk Of Course : Paul Levitt	Steward :	Timekeeper : Peter Knight
-------------------------------	-----------	---------------------------

BRSCC Mazda MX-5 Championship
RACE 4 - GRID (15 minutes)
WASPP

ROW 19	38	52	Jack WILLMOTT	37	66	David SCOLLER
ROW 18	36	78	Richard BARTLETT (M)	35	38	Andrew DEAN
ROW 17	34	75	Robert BOND	33	28	Chris WATTS
ROW 16	32	68	Ashley HEATH (M)	31	97	Kian DONALDSON
ROW 15	30	53	Jonathan FIELDSEND (M)	29	44	George KING
ROW 14	28	8	Peter HIGTON	27	230	Thomas HOLLAND
ROW 13	26	15	Brandon ABRAHAM	25	777	Ed WORTHINGTON
ROW 12	24	17	Harry STORER	23	30	Marco ATTARD
ROW 11	22	419	Martyn CANNING	21	73	Beau PARRY
ROW 10	20	26	Sam ATTARD	19	144	Bill TAYLOR
ROW 9	18	20	Christopher GINN (M)	17	5	Nick LE DOYEN (M)
ROW 8	16	152	Jon PETHICK	15	60	Oliver ATTARD
ROW 7	14	222	Michael GREEN	13	37	Tim DORE (M)
ROW 6	12	3	Richard WOOTTEN	11	22	Owen MILLS
ROW 5	10	82	Michael KNIBBS	9	95	Ian BLAKE
ROW 4	8	263	Fraser FENWICK	7	24	Oliver GRAHAM
ROW 3	6	55	Matt POLLARD	5	63	Oliver ALLWOOD
ROW 2	4	18	Will BLACKWELL-CHAMBERS	3	93	Jack BREWER
ROW 1	2	83	Brian TROTT (M)	1	81	Sebastian FISHER
Pole						
						

 Silverstone National
 Circuit Length = 1.6404 miles


These results are provisional until the conclusion of any judicial and technical matters.

Clerk Of Course : Paul Levitt	Steward :	Timekeeper : Peter Knight
-------------------------------	-----------	---------------------------

BRSCC Mazda MX-5 Championship

RACE 11 - GRID (15 minutes)

WASPP

ROW 19	38	67 Clive CHISNALL (M)	37	66 David SCOLLER
ROW 18	36	9 Geena WATKINSON	35	38 Andrew DEAN
ROW 17	34	45 Graham RUMSEY (M)	33	28 Kevin PEMBERTON
ROW 16	32	87 Oli WALDEN	31	97 Kian DONALDSON
ROW 15	30	25 Stephen NEW	29	44 George KING
ROW 14	28	50 Tim STORER	27	230 Thomas HOLLAND
ROW 13	26	31 Bryn GRIFFITHS (M)	25	777 Jay SHEPHERD
ROW 12	24	21 Chris MOLLOY	23	30 Marco ATTARD
ROW 11	22	65 Matthew ALLEN	21	73 Beau PARRY
ROW 10	20	264 William BREAME	19	144 Bill TAYLOR
ROW 9	18	27 Luke PULLEN	17	5 Nick LE DOYEN (M)
ROW 8	16	69 George GRANT (M)	15	60 Oliver ATTARD
ROW 7	14	195 Ben OHARE	13	37 Tim DORE (M)
ROW 6	12	77 Steve FODEN	11	22 Owen MILLS
ROW 5	10	29 Adam CRAIG	9	95 Ian BLAKE
ROW 4	8	4 Paul BATEMAN (M)	7	24 Oliver GRAHAM
ROW 3	6	41 Joe WIGGIN	5	63 Oliver ALLWOOD
ROW 2	4	158 Mike COMBER	3	93 Jack BREWER
ROW 1	2	72 Matt LUFF	1	81 Sebastian FISHER
Pole				
				

Silverstone National
 Circuit Length = 1.6404 miles

These results are provisional until the conclusion of any judicial and technical matters.

Clerk Of Course : Paul Levitt	Steward :	Timekeeper : Peter Knight
-------------------------------	-----------	---------------------------

BRSCC Mazda MX-5 Championship

RACE 1 - CLASSIFICATION - AMENDED



POS	NO	CL	PIC NAME	ENTRY	LAPS	TIME	GAP	DIFF	MPH	BEST	ON
1	83		1 Brian TROTT (M)	Mazda MX-5 Mk1	13	15:41.424			81.55	1:11.656	2
2	158		2 Mike COMBER	Mazda MX-5 Mk1	13	15:41.716	0.292	0.292	81.52	1:11.835	4
3	55		3 Matt POLLARD	Mazda MX-5 Mk1	13	15:43.114	1.690	1.398	81.40	1:11.637	2
4	77		4 Steve FODEN	Mazda MX-5 Mk1	13	15:43.290	1.866	0.176	81.38	1:11.564	2
5	263		5 Fraser FENWICK	Mazda MX-5 Mk1	13	15:43.639	2.215	0.349	81.35	1:11.645	2
6	29		6 Adam CRAIG	Mazda MX-5 Mk1	13	15:44.203	2.779	0.564	81.31	1:11.564	2
7	82		7 Michael KNIBBS	Mazda MX-5 Mk1	13	15:45.012	3.588	0.809	81.24	1:11.762	6
8	72		8 Matt LUFF	Mazda MX-5 Mk1	13	15:45.067	3.643	0.055	81.23	1:11.731	2
9	195		9 Ben OHARE	Mazda MX-5 Mk1	13	15:59.674	18.250	14.607	79.99	1:12.655	2
10	27		10 Luke PULLEN	Mazda MX-5 Mk1	13	16:01.316	19.892	1.642	79.86	1:12.845	13
11	419		11 Martyn CANNING	Mazda MX-5 Mk1	13	16:05.116	23.692	3.800	79.54	1:13.212	7
12	222		12 Michael GREEN	Mazda MX-5 Mk1	13	16:06.031	24.607	0.915	79.47	1:13.094	6
13	4		13 Paul BATEMAN (M)	Mazda MX-5 Mk1	13	16:08.659	27.235	2.628	79.25	1:12.460	9
14	17		14 Harry STORER	Mazda MX-5 Mk1	13	16:08.810	27.386	0.151	79.24	1:12.840	3
15	152		15 Jon PETHICK	Mazda MX-5 Mk1	13	16:09.147	27.723	0.337	79.21	1:13.416	3
16	65		16 Matthew ALLEN	Mazda MX-5 Mk1	13	16:09.352	27.928	0.205	79.20	1:13.278	3
17	69		17 George GRANT (M)	Mazda MX-5 Mk1	13	16:09.794	28.370	0.442	79.16	1:13.115	3
18	3		18 Richard WOOTTEN	Mazda MX-5 Mk1	13	16:12.201	30.777	2.407	78.96	1:12.747	4
19	26		19 Sam ATTARD	Mazda MX-5 Mk1	13	16:12.296	30.872	0.095	78.96	1:13.506	8
20	21		20 Matthew FLETCHER	Mazda MX-5 Mk1	13	16:12.780	31.356	0.484	78.92	1:13.545	9
21	20		21 Christopher GINN (M)	Mazda MX-5 Mk1	13	16:13.022	31.598	0.242	78.90	1:13.233	3
22	15*		22 Brandon ABRAHAM	Mazda MX-5 Mk1	13	16:14.092	32.668	1.070	78.81	1:13.386	8
23	31		23 Bryn GRIFFITHS (M)	Mazda MX-5 Mk1	13	16:14.825	33.401	0.733	78.75	1:13.733	9
24	45		24 Graham RUMSEY (M)	Mazda MX-5 Mk1	13	16:16.356	34.932	1.531	78.63	1:13.603	4
25	264		25 William BREAME	Mazda MX-5 Mk1	13	16:16.760	35.336	0.404	78.60	1:13.695	13
26	67		26 Clive CHISNALL (M)	Mazda MX-5 Mk1	13	16:21.340	39.916	4.580	78.23	1:13.852	6
27	50		27 Tim STORER	Mazda MX-5 Mk1	13	16:21.920	40.496	0.580	78.18	1:13.932	13
28	78		28 Richard BARTLETT (M)	Mazda MX-5 Mk1	13	16:24.447	43.023	2.527	77.98	1:13.902	11
29	25		29 Stephen NEW	Mazda MX-5 Mk1	13	16:25.246	43.822	0.799	77.92	1:14.237	7
30	8		30 Peter HIGTON	Mazda MX-5 Mk1	13	16:31.057	49.633	5.811	77.46	1:14.817	13
31	87	INV	1 Oli WALDEN	Mazda MX-5 Mk1	13	16:42.474	1:01.050	11.417	76.58	1:14.810	3
32	75		31 Robert BOND	Mazda MX-5 Mk1	13	16:43.447	1:02.023	0.973	76.50	1:15.876	8
33	9	INV	2 Geena WATKINSON	Mazda MX-5	11	15:51.143	2 Laps	2 Laps	68.29	1:20.999	7

NOT CLASSIFIED

DNF	53		Jonathan FIELDSEND (M)	Mazda MX-5 Mk1	4	5:41.047	9 Laps	7 Laps	69.26	1:14.962	3
DNF	68		Ashley HEATH (M)	Mazda MX-5 Mk1	3	3:56.433	10 Laps	1 Lap	74.93	1:15.143	3
DQ	41		Joe WIGGIN	Mazda MX-5 Mk1	0						

FASTEST LAP

29			Adam CRAIG	Mazda MX-5 Mk1	2	1:11.564		82.52 mph		132.80 kph	
87	INV		Oli WALDEN	Mazda MX-5 Mk1	3	1:14.810		78.94 mph		127.04 kph	

*Car 15 - 5 second penalty - Exceeding Track Limits.

*Car 41 - At post race scrutineering car 41 was found to be in breach of Championship regulation 5.2.1 Under Motorsport UK Regulations C3.5.1 (a) & (b) – Mandatory
 (The event will be counted as one of the events contributing to your total Championship score & The Competitor is Disqualified from the event, forfeiting all Championship points, prize money & other awards.)

Weather / Track : Sunny / Dry

These results are provisional until the conclusion of any judicial and technical matters.

Silverstone National

Circuit Length = 1.6404 miles

Start: 13:21 Flag 13:37 End: 13:38

Clerk Of Course : Paul Levitt	Steward :	Timekeeper : Peter Knight
-------------------------------	-----------	---------------------------

BRSCC Mazda MX-5 Championship

RACE 1 - LAP CHART - AMENDED

LAP 1 @ 13:22:43.263			LAP 2 @ 13:23:55.002			LAP 3 @ 13:25:07.851			LAP 4 @ 13:26:19.745			LAP 5 @ 13:27:32.578		
NO	BEHIND	LAP TIME	NO	BEHIND	LAP TIME	NO	BEHIND	LAP TIME	NO	BEHIND	LAP TIME	NO	BEHIND	LAP TIME
158		1:15.277	83		1:11.656	83		1:12.849	83		1:11.894	83		1:12.833
83	0.083	1:15.360	158	0.147	1:11.886	158	0.244	1:12.946	158	0.185	1:11.835	158	0.277	1:12.925
72	0.534	1:15.811	72	0.526	1:11.731	72	0.413	1:12.736	72	0.475	1:11.956	72	0.675	1:13.033
55	0.786	1:16.063	55	0.684	1:11.637	55	0.733	1:12.898	55	0.743	1:11.904	55	1.028	1:13.118
263	1.014	1:16.291	263	0.920	1:11.645	263	0.864	1:12.793	263	0.889	1:11.919	263	1.284	1:13.228
29	1.920	1:17.197	29	1.745	1:11.564	77	1.136	1:12.037	77	1.497	1:12.255	77	1.687	1:13.023
77	2.123	1:17.400	77	1.948	1:11.564	82	1.675	1:12.194	82	1.726	1:11.945	82	1.925	1:13.032
82	2.127	1:17.404	82	2.330	1:11.942	29	1.680	1:12.784	29	1.980	1:12.194	29	2.308	1:13.161
195	2.332	1:17.609	195	3.248	1:12.655	195	3.376	1:12.977	195	4.359	1:12.877	9	1 Lap	1:23.981
152	4.492	1:19.769	419	6.871	1:13.793	222	7.401	1:13.115	222	9.740	1:14.233	195	5.119	1:13.593
419	4.817	1:20.094	222	7.135	1:13.728	419	7.656	1:13.634	419	9.955	1:14.193	27	10.840	1:13.519
222	5.146	1:20.423	27	7.409	1:13.617	27	7.847	1:13.287	27	10.154	1:14.201	222	11.616	1:14.709
69	5.274	1:20.551	152	7.615	1:14.862	152	8.182	1:13.416	152	10.484	1:14.196	419	11.730	1:14.608
27	5.531	1:20.808	65	8.199	1:13.885	65	8.628	1:13.278	65	10.674	1:13.940	152	12.265	1:14.614
20	5.804	1:21.081	69	8.624	1:15.089	69	8.890	1:13.115	17	10.837	1:13.372	65	12.270	1:14.429
65	6.053	1:21.330	20	8.924	1:14.859	20	9.308	1:13.233	69	11.267	1:14.271	17	12.440	1:14.436
21	6.478	1:21.755	21	9.176	1:14.437	17	9.359	1:12.840	20	11.592	1:14.178	69	12.497	1:14.063
264	6.676	1:21.953	17	9.368	1:14.259	21	10.346	1:14.019	21	12.360	1:13.908	20	13.194	1:14.435
17	6.848	1:22.125	264	9.708	1:14.771	15	10.595	1:13.414	264	12.831	1:13.892	21	13.353	1:13.826
15	7.175	1:22.452	15	10.030	1:14.594	264	10.833	1:13.974	15	12.854	1:14.153	15	14.263	1:14.242
31	7.369	1:22.646	31	10.068	1:14.438	26	11.324	1:13.986	26	13.352	1:13.922	26	14.952	1:14.433
26	7.562	1:22.839	26	10.187	1:14.364	31	11.922	1:14.703	31	13.980	1:13.952	45	16.139	1:14.748
8	8.867	1:24.144	45	11.494	1:13.947	45	12.515	1:13.870	45	14.224	1:13.603	264	16.146	1:16.148
25	8.928	1:24.205	50	12.544	1:15.139	3	13.491	1:13.161	3	14.344	1:12.747	31	16.248	1:15.101
50	9.144	1:24.421	3	13.179	1:15.464	50	14.485	1:14.790	50	17.590	1:14.999	3	16.425	1:14.914
45	9.286	1:24.563	8	13.551	1:16.423	25	15.194	1:14.299	25	18.254	1:14.954	4	18.798	1:13.225
3	9.454	1:24.731	25	13.744	1:16.555	67	15.822	1:14.363	4	18.406	1:14.077	50	19.472	1:14.715
78	9.585	1:24.862	53	14.083	1:15.816	8	15.832	1:15.130	67	19.766	1:15.838	67	21.357	1:14.424
53	10.006	1:25.283	68	14.274	1:15.780	53	16.196	1:14.962	8	19.873	1:15.935	25	21.728	1:16.307
68	10.233	1:25.510	67	14.308	1:15.010	4	16.223	1:14.198	78	22.387	1:17.332	8	23.313	1:16.273
75	10.714	1:25.991	87	14.614	1:15.242	68	16.568	1:15.143	75	24.292	1:17.534	78	23.648	1:14.094
67	11.037	1:26.314	4	14.874	1:13.430	87	16.575	1:14.810	87	25.887	1:21.206	75	28.428	1:16.969
87	11.111	1:26.388	78	14.882	1:17.036	78	16.949	1:14.916	53	49.288	1:44.986 P	87	28.674	1:15.620
4	13.183	1:28.460	75	15.584	1:16.609	75	18.652	1:15.917						
9	34.275	1:49.552	9	50.356	1:27.820	9	1:04.391	1:26.884						

Weather / Track : Sunny / Dry

Silverstone National
Circuit Length = 1.6404 miles
Start: 13:21 Flag 13:37 End: 13:38

BRSCC Mazda MX-5 Championship

RACE 1 - LAP CHART - AMENDED

LAP 6 @ 13:28:44.825			LAP 7 @ 13:29:56.747			LAP 8 @ 13:31:08.754			LAP 9 @ 13:32:20.733			LAP 10 @ 13:33:32.816		
NO	BEHIND	LAP TIME	NO	BEHIND	LAP TIME	NO	BEHIND	LAP TIME	NO	BEHIND	LAP TIME	NO	BEHIND	LAP TIME
83		1:12.247	83		1:11.922	83		1:12.007	83		1:11.979	83		1:12.083
158	0.210	1:12.180	158	0.253	1:11.965	158	0.561	1:12.315	158	0.794	1:12.212	158	0.846	1:12.135
72	0.517	1:12.089	72	0.531	1:11.936	55	1.213	1:12.395	55	1.362	1:12.128	55	1.212	1:11.933
55	0.804	1:12.023	55	0.825	1:11.943	72	1.467	1:12.943	72	1.677	1:12.189	72	1.559	1:11.965
263	1.255	1:12.218	77	1.452	1:12.112	263	2.201	1:12.636	263	2.191	1:11.969	77	2.538	1:12.370
77	1.262	1:11.822	263	1.572	1:12.239	77	2.385	1:12.940	77	2.251	1:11.845	263	2.834	1:12.726
82	1.440	1:11.762	29	2.275	1:12.239	29	3.162	1:12.894	29	3.242	1:12.059	29	3.226	1:12.067
29	1.958	1:11.897	82	2.510	1:12.992	82	3.581	1:13.078	82	3.814	1:12.212	82	3.732	1:12.001
195	7.439	1:14.567	195	9.120	1:13.603	195	10.713	1:13.600	195	12.014	1:13.280	195	13.408	1:13.477
27	11.701	1:13.108	27	12.813	1:13.034	27	14.258	1:13.452	27	15.567	1:13.288	27	16.591	1:13.107
222	12.463	1:13.094	222	14.260	1:13.719	419	16.041	1:13.460	419	17.799	1:13.737	419	19.458	1:13.742
419	13.298	1:13.815	419	14.588	1:13.212	222	16.337	1:14.084	222	18.224	1:13.866	222	19.736	1:13.595
17	14.103	1:13.910	17	15.349	1:13.168	17	16.444	1:13.102	65	19.172	1:13.463	65	20.847	1:13.758
65	14.420	1:14.397	65	16.005	1:13.507	65	17.688	1:13.690	17	19.590	1:15.125	17	21.141	1:13.634
69	14.827	1:14.577	69	16.667	1:13.762	69	18.462	1:13.802	69	20.450	1:13.967	152	22.563	1:13.946
9	1 Lap	1:23.638	152	17.143	1:13.726	152	18.840	1:13.704	15	20.617	1:13.398	15	22.785	1:14.251
20	15.149	1:14.202	20	17.471	1:14.244	15	19.198	1:13.386	152	20.700	1:13.839	4	23.116	1:13.388
152	15.339	1:15.321	15	17.819	1:13.954	20	19.501	1:14.037	20	21.347	1:13.825	69	23.431	1:15.064
21	15.523	1:14.417	21	18.245	1:14.644	21	20.107	1:13.869	21	21.673	1:13.545	21	23.728	1:14.138
15	15.787	1:13.771	26	19.158	1:14.274	26	20.657	1:13.506	4	21.811	1:12.460	20	23.811	1:14.547
26	16.806	1:14.101	4	20.598	1:13.113	4	21.330	1:12.739	26	22.406	1:13.728	26	24.400	1:14.077
45	18.827	1:14.935	264	21.095	1:13.901	3	23.697	1:13.508	3	24.996	1:13.278	3	26.407	1:13.494
264	19.116	1:15.217	31	22.008	1:14.223	31	24.096	1:14.095	31	25.850	1:13.733	31	27.811	1:14.044
4	19.407	1:12.856	3	22.196	1:14.058	45	24.592	1:13.849	45	26.617	1:14.004	45	28.388	1:13.854
31	19.707	1:15.706	45	22.750	1:15.845	264	24.804	1:15.716	264	27.237	1:14.412	264	29.508	1:14.354
3	20.060	1:15.882	50	24.861	1:15.458	67	27.489	1:14.322	67	30.207	1:14.697	67	32.754	1:14.630
50	21.325	1:14.100	67	25.174	1:14.134	50	27.616	1:14.762	50	30.499	1:14.862	50	33.143	1:14.727
67	22.962	1:13.852	9	1 Lap	1:22.698	25	29.761	1:15.674	25	33.558	1:15.776	25	36.203	1:14.728
25	23.779	1:14.298	25	26.094	1:14.237	78	32.413	1:15.708	78	35.180	1:14.746	78	37.514	1:14.417
78	26.490	1:15.089	78	28.712	1:14.144	8	33.867	1:15.349	8	37.845	1:15.957	8	41.198	1:15.436
8	27.348	1:16.282	8	30.525	1:15.099	9	1 Lap	1:20.999	87	44.773	1:15.817	87	48.605	1:15.915
87	32.867	1:16.440	87	37.009	1:16.064	87	40.935	1:15.933	75	45.740	1:16.069	75	49.785	1:16.128
75	33.041	1:16.860	75	37.781	1:16.662	75	41.650	1:15.876	9	1 Lap	1:24.851	9	1 Lap	1:23.848

Weather / Track : Sunny / Dry

Silverstone National
 Circuit Length = 1.6404 miles
 Start: 13:21 Flag 13:37 End: 13:38

BRSCC Mazda MX-5 Championship

RACE 1 - LAP CHART - AMENDED

LAP 11 @ 13:34:45.063			LAP 12 @ 13:35:57.130			LAP 13 @ 13:37:09.410		
NO	BEHIND	LAP TIME	NO	BEHIND	LAP TIME	NO	BEHIND	LAP TIME
83		1:12.247	83		1:12.067	83		1:12.280
158	0.603	1:12.004	9	2 Laps	1:24.884	158	0.292	1:12.086
55	1.013	1:12.048	158	0.486	1:11.950	55	1.690	1:12.627
72	1.485	1:12.173	55	1.343	1:12.397	77	1.866	1:11.774
77	2.354	1:12.063	77	2.372	1:12.085	263	2.215	1:11.813
263	2.723	1:12.136	263	2.682	1:12.026	29	2.779	1:11.765
29	3.047	1:12.068	72	3.046	1:13.628	82	3.588	1:12.355
82	3.549	1:12.064	29	3.294	1:12.314	72	3.643	1:12.877
195	14.951	1:13.790	82	3.513	1:12.031	9	2 Laps	1:21.988
27	18.174	1:13.830	195	16.583	1:13.699	195	18.250	1:13.947
419	20.815	1:13.604	27	19.327	1:13.220	27	19.892	1:12.845
222	21.308	1:13.819	419	22.300	1:13.552	419	23.692	1:13.672
65	22.898	1:14.298	222	23.016	1:13.775	222	24.607	1:13.871
17	23.052	1:14.158	65	25.437	1:14.606	4	27.235	1:13.663
4	24.016	1:13.147	17	25.504	1:14.519	17	27.386	1:14.162
152	24.102	1:13.786	4	25.852	1:13.903	15	27.668	1:13.791
15	24.545	1:14.007	15	26.157	1:13.679	152	27.723	1:13.689
69	25.019	1:13.835	152	26.314	1:14.279	65	27.928	1:14.771
21	26.416	1:14.935	69	27.233	1:14.281	69	28.370	1:13.417
26	26.635	1:14.482	26	28.723	1:14.155	3	30.777	1:14.060
20	26.877	1:15.313	21	28.880	1:14.531	26	30.872	1:14.429
3	27.023	1:12.863	3	28.997	1:14.041	21	31.356	1:14.756
31	29.564	1:14.000	20	29.718	1:14.908	20	31.598	1:14.160
45	31.337	1:15.196	31	31.662	1:14.165	31	33.401	1:14.019
264	31.819	1:14.558	45	33.416	1:14.146	45	34.932	1:13.796
67	35.443	1:14.936	264	33.921	1:14.169	264	35.336	1:13.695
50	36.713	1:15.817	67	37.835	1:14.459	67	39.916	1:14.361
25	38.736	1:14.780	50	38.844	1:14.198	50	40.496	1:13.932
78	39.169	1:13.902	78	41.189	1:14.087	78	43.023	1:14.114
8	44.341	1:15.390	25	41.534	1:14.865	25	43.822	1:14.568
87	53.085	1:16.727	8	47.096	1:14.822	8	49.633	1:14.817
75	53.758	1:16.220	87	57.357	1:16.339	87	1:01.050	1:15.973
			75	58.419	1:16.728	75	1:02.023	1:15.884

Weather / Track : Sunny / Dry

Results can be found at www.tsl-timing.com

Page 3 of 3

Silverstone National
 Circuit Length = 1.6404 miles
 Start: 13:21 Flag 13:37 End: 13:38

Printed - 08:42 Sunday, 13 September 2020

BRSCC Mazda MX-5 Championship

RACE 1 - LAP ANALYSIS - AMENDED

DIFF = Difference To Personal Best Lap

P1 83 Brian TROTT (M)				
LAP	LAP TIME	DIFF	MPH	TIME OF DAY
1 -	1:15.360	3.704	78.36	13:22:43.346
2 -	1:11.656 (1)		82.41	13:23:55.002
3 -	1:12.849	1.193	81.06	13:25:07.851
4 -	1:11.894 (2)	0.238	82.14	13:26:19.745
5 -	1:12.833	1.177	81.08	13:27:32.578
6 -	1:12.247	0.591	81.74	13:28:44.825
7 -	1:11.922 (3)	0.266	82.11	13:29:56.747
8 -	1:12.007	0.351	82.01	13:31:08.754
9 -	1:11.979	0.323	82.04	13:32:20.733
10 -	1:12.083	0.427	81.92	13:33:32.816
11 -	1:12.247	0.591	81.74	13:34:45.063
12 -	1:12.067	0.411	81.94	13:35:57.130
13 -	1:12.280	0.624	81.70	13:37:09.410

P2 158 Mike COMBER				
LAP	LAP TIME	DIFF	MPH	TIME OF DAY
1 -	1:15.277	3.442	78.45	13:22:43.263
2 -	1:11.886 (2)	0.051	82.15	13:23:55.149
3 -	1:12.946	1.111	80.95	13:25:08.095
4 -	1:11.835 (1)		82.21	13:26:19.930
5 -	1:12.925	1.090	80.98	13:27:32.855
6 -	1:12.180	0.345	81.81	13:28:45.035
7 -	1:11.965	0.130	82.06	13:29:57.000
8 -	1:12.315	0.480	81.66	13:31:09.315
9 -	1:12.212	0.377	81.78	13:32:21.527
10 -	1:12.135	0.300	81.86	13:33:33.662
11 -	1:12.004	0.169	82.01	13:34:45.666
12 -	1:11.950 (3)	0.115	82.08	13:35:57.616
13 -	1:12.086	0.251	81.92	13:37:09.702

P3 55 Matt POLLARD				
LAP	LAP TIME	DIFF	MPH	TIME OF DAY
1 -	1:16.063	4.426	77.64	13:22:44.049
2 -	1:11.637 (1)		82.43	13:23:55.686
3 -	1:12.898	1.261	81.01	13:25:08.584
4 -	1:11.904 (2)	0.267	82.13	13:26:20.488
5 -	1:13.118	1.481	80.76	13:27:33.606
6 -	1:12.023	0.386	81.99	13:28:45.629
7 -	1:11.943	0.306	82.08	13:29:57.572
8 -	1:12.395	0.758	81.57	13:31:09.967
9 -	1:12.128	0.491	81.87	13:32:22.095
10 -	1:11.933 (3)	0.296	82.09	13:33:34.028
11 -	1:12.048	0.411	81.96	13:34:46.076
12 -	1:12.397	0.760	81.57	13:35:58.473
13 -	1:12.627	0.990	81.31	13:37:11.100

P4 77 Steve FODEN				
LAP	LAP TIME	DIFF	MPH	TIME OF DAY
1 -	1:17.400	5.836	76.30	13:22:45.386
2 -	1:11.564 (1)		82.52	13:23:56.950
3 -	1:12.037	0.473	81.98	13:25:08.987
4 -	1:12.255	0.691	81.73	13:26:21.242
5 -	1:13.023	1.459	80.87	13:27:34.265
6 -	1:11.822 (3)	0.258	82.22	13:28:46.087
7 -	1:12.112	0.548	81.89	13:29:58.199
8 -	1:12.940	1.376	80.96	13:31:11.139
9 -	1:11.845	0.281	82.20	13:32:22.984
10 -	1:12.370	0.806	81.60	13:33:35.354
11 -	1:12.063	0.499	81.95	13:34:47.417

DIFF = Difference To Personal Best Lap

12 -	1:12.085	0.521	81.92	13:35:59.502
13 -	1:11.774 (2)	0.210	82.28	13:37:11.276

P5 263 Fraser FENWICK				
LAP	LAP TIME	DIFF	MPH	TIME OF DAY
1 -	1:16.291	4.646	77.40	13:22:44.277
2 -	1:11.645 (1)		82.42	13:23:55.922
3 -	1:12.793	1.148	81.12	13:25:08.715
4 -	1:11.919 (3)	0.274	82.11	13:26:20.634
5 -	1:13.228	1.583	80.64	13:27:33.862
6 -	1:12.218	0.573	81.77	13:28:46.080
7 -	1:12.239	0.594	81.75	13:29:58.319
8 -	1:12.636	0.991	81.30	13:31:10.955
9 -	1:11.969	0.324	82.05	13:32:22.924
10 -	1:12.726	1.081	81.20	13:33:35.650
11 -	1:12.136	0.491	81.86	13:34:47.786
12 -	1:12.026	0.381	81.99	13:35:59.812
13 -	1:11.813 (2)	0.168	82.23	13:37:11.625

P6 29 Adam CRAIG				
LAP	LAP TIME	DIFF	MPH	TIME OF DAY
1 -	1:17.197	5.633	76.50	13:22:45.183
2 -	1:11.564 (1)		82.52	13:23:56.747
3 -	1:12.784	1.220	81.13	13:25:09.531
4 -	1:12.194	0.630	81.80	13:26:21.725
5 -	1:13.161	1.597	80.72	13:27:34.886
6 -	1:11.897 (3)	0.333	82.14	13:28:46.783
7 -	1:12.239	0.675	81.75	13:29:59.022
8 -	1:12.894	1.330	81.01	13:31:11.916
9 -	1:12.059	0.495	81.95	13:32:23.975
10 -	1:12.067	0.503	81.94	13:33:36.042
11 -	1:12.068	0.504	81.94	13:34:48.110
12 -	1:12.314	0.750	81.66	13:36:00.424
13 -	1:11.765 (2)	0.201	82.29	13:37:12.189

P7 82 Michael KNIBBS				
LAP	LAP TIME	DIFF	MPH	TIME OF DAY
1 -	1:17.404	5.642	76.29	13:22:45.390
2 -	1:11.942 (2)	0.180	82.08	13:23:57.332
3 -	1:12.194	0.432	81.80	13:25:09.526
4 -	1:11.945 (3)	0.183	82.08	13:26:21.471
5 -	1:13.032	1.270	80.86	13:27:34.503
6 -	1:11.762 (1)		82.29	13:28:46.265
7 -	1:12.992	1.230	80.90	13:29:59.257
8 -	1:13.078	1.316	80.81	13:31:12.335
9 -	1:12.212	0.450	81.78	13:32:24.547
10 -	1:12.001	0.239	82.02	13:33:36.548
11 -	1:12.064	0.302	81.95	13:34:48.612
12 -	1:12.031	0.269	81.98	13:36:00.643
13 -	1:12.355	0.593	81.62	13:37:12.998

P8 72 Matt LUFF				
LAP	LAP TIME	DIFF	MPH	TIME OF DAY
1 -	1:15.811	4.080	77.89	13:22:43.797
2 -	1:11.731 (1)		82.33	13:23:55.528
3 -	1:12.736	1.005	81.19	13:25:08.264
4 -	1:11.956 (3)	0.225	82.07	13:26:20.220
5 -	1:13.033	1.302	80.86	13:27:33.253
6 -	1:12.089	0.358	81.92	13:28:45.342
7 -	1:11.936 (2)	0.205	82.09	13:29:57.278
8 -	1:12.943	1.212	80.96	13:31:10.221

Weather / Track : Sunny / Dry

Silverstone National

Circuit Length = 1.6404 miles

Start: 13:21 Flag 13:37 End: 13:38

BRSCC Mazda MX-5 Championship

RACE 1 - LAP ANALYSIS - AMENDED

DIFF = Difference To Personal Best Lap

9 -	1:12.189	0.458	81.80	13:32:22.410
10 -	1:11.965	0.234	82.06	13:33:34.375
11 -	1:12.173	0.442	81.82	13:34:46.548
12 -	1:13.628	1.897	80.20	13:36:00.176
13 -	1:12.877	1.146	81.03	13:37:13.053

P9 195 Ben OHARE

LAP	LAP TIME	DIFF	MPH	TIME OF DAY
1 -	1:17.609	4.954	76.09	13:22:45.595
2 -	1:12.655 (1)		81.28	13:23:58.250
3 -	1:12.977 (3)	0.322	80.92	13:25:11.227
4 -	1:12.877 (2)	0.222	81.03	13:26:24.104
5 -	1:13.593	0.938	80.24	13:27:37.697
6 -	1:14.567	1.912	79.19	13:28:52.264
7 -	1:13.603	0.948	80.23	13:30:05.867
8 -	1:13.600	0.945	80.24	13:31:19.467
9 -	1:13.280	0.625	80.59	13:32:32.747
10 -	1:13.477	0.822	80.37	13:33:46.224
11 -	1:13.790	1.135	80.03	13:35:00.014
12 -	1:13.699	1.044	80.13	13:36:13.713
13 -	1:13.947	1.292	79.86	13:37:27.660

P10 27 Luke PULLEN

LAP	LAP TIME	DIFF	MPH	TIME OF DAY
1 -	1:20.808	7.963	73.08	13:22:48.794
2 -	1:13.617	0.772	80.22	13:24:02.411
3 -	1:13.287	0.442	80.58	13:25:15.698
4 -	1:14.201	1.356	79.59	13:26:29.899
5 -	1:13.519	0.674	80.32	13:27:43.418
6 -	1:13.108	0.263	80.78	13:28:56.526
7 -	1:13.034 (2)	0.189	80.86	13:30:09.560
8 -	1:13.452	0.607	80.40	13:31:23.012
9 -	1:13.288	0.443	80.58	13:32:36.300
10 -	1:13.107 (3)	0.262	80.78	13:33:49.407
11 -	1:13.830	0.985	79.99	13:35:03.237
12 -	1:13.220	0.375	80.65	13:36:16.457
13 -	1:12.845 (1)		81.07	13:37:29.302

P11 419 Martyn CANNING

LAP	LAP TIME	DIFF	MPH	TIME OF DAY
1 -	1:20.094	6.882	73.73	13:22:48.080
2 -	1:13.793	0.581	80.03	13:24:01.873
3 -	1:13.634	0.422	80.20	13:25:15.507
4 -	1:14.193	0.981	79.59	13:26:29.700
5 -	1:14.608	1.396	79.15	13:27:44.308
6 -	1:13.815	0.603	80.00	13:28:58.123
7 -	1:13.212 (1)		80.66	13:30:11.335
8 -	1:13.460 (2)	0.248	80.39	13:31:24.795
9 -	1:13.737	0.525	80.09	13:32:38.532
10 -	1:13.742	0.530	80.08	13:33:52.274
11 -	1:13.604	0.392	80.23	13:35:05.878
12 -	1:13.552 (3)	0.340	80.29	13:36:19.430
13 -	1:13.672	0.460	80.16	13:37:33.102

P12 222 Michael GREEN

LAP	LAP TIME	DIFF	MPH	TIME OF DAY
1 -	1:20.423	7.329	73.43	13:22:48.409
2 -	1:13.728	0.634	80.10	13:24:02.137
3 -	1:13.115 (2)	0.021	80.77	13:25:15.252
4 -	1:14.233	1.139	79.55	13:26:29.485
5 -	1:14.709	1.615	79.04	13:27:44.194

DIFF = Difference To Personal Best Lap

6 -	1:13.094 (1)		80.79	13:28:57.288
7 -	1:13.719	0.625	80.11	13:30:11.007
8 -	1:14.084	0.990	79.71	13:31:25.091
9 -	1:13.866	0.772	79.95	13:32:38.957
10 -	1:13.595 (3)	0.501	80.24	13:33:52.552
11 -	1:13.819	0.725	80.00	13:35:06.371
12 -	1:13.775	0.681	80.04	13:36:20.146
13 -	1:13.871	0.777	79.94	13:37:34.017

P13 4 Paul BATEMAN (M)

LAP	LAP TIME	DIFF	MPH	TIME OF DAY
1 -	1:28.460	16.000	66.76	13:22:56.446
2 -	1:13.430	0.970	80.42	13:24:09.876
3 -	1:14.198	1.738	79.59	13:25:24.074
4 -	1:14.077	1.617	79.72	13:26:38.151
5 -	1:13.225	0.765	80.65	13:27:51.376
6 -	1:12.856 (3)	0.396	81.05	13:29:04.232
7 -	1:13.113	0.653	80.77	13:30:17.345
8 -	1:12.739 (2)	0.279	81.18	13:31:30.084
9 -	1:12.460 (1)		81.50	13:32:42.544
10 -	1:13.388	0.928	80.47	13:33:55.932
11 -	1:13.147	0.687	80.73	13:35:09.079
12 -	1:13.903	1.443	79.91	13:36:22.982
13 -	1:13.663	1.203	80.17	13:37:36.645

P14 17 Harry STORER

LAP	LAP TIME	DIFF	MPH	TIME OF DAY
1 -	1:22.125	9.285	71.91	13:22:50.111
2 -	1:14.259	1.419	79.52	13:24:04.370
3 -	1:12.840 (1)		81.07	13:25:17.210
4 -	1:13.372	0.532	80.48	13:26:30.582
5 -	1:14.436	1.596	79.33	13:27:45.018
6 -	1:13.910	1.070	79.90	13:28:58.928
7 -	1:13.168 (3)	0.328	80.71	13:30:12.096
8 -	1:13.102 (2)	0.262	80.78	13:31:25.198
9 -	1:15.125	2.285	78.61	13:32:40.323
10 -	1:13.634	0.794	80.20	13:33:53.957
11 -	1:14.158	1.318	79.63	13:35:08.115
12 -	1:14.519	1.679	79.25	13:36:22.634
13 -	1:14.162	1.322	79.63	13:37:36.796

P15 152 Jon PETHICK

LAP	LAP TIME	DIFF	MPH	TIME OF DAY
1 -	1:19.769	6.353	74.03	13:22:47.755
2 -	1:14.862	1.446	78.88	13:24:02.617
3 -	1:13.416 (1)		80.44	13:25:16.033
4 -	1:14.196	0.780	79.59	13:26:30.229
5 -	1:14.614	1.198	79.14	13:27:44.843
6 -	1:15.321	1.905	78.40	13:29:00.164
7 -	1:13.726	0.310	80.10	13:30:13.890
8 -	1:13.704 (3)	0.288	80.12	13:31:27.594
9 -	1:13.839	0.423	79.98	13:32:41.433
10 -	1:13.946	0.530	79.86	13:33:55.379
11 -	1:13.786	0.370	80.03	13:35:09.165
12 -	1:14.279	0.863	79.50	13:36:23.444
13 -	1:13.689 (2)	0.273	80.14	13:37:37.133

P16 65 Matthew ALLEN

LAP	LAP TIME	DIFF	MPH	TIME OF DAY
1 -	1:21.330	8.052	72.61	13:22:49.316
2 -	1:13.885	0.607	79.93	13:24:03.201

Weather / Track : Sunny / Dry

Silverstone National

Circuit Length = 1.6404 miles

Start: 13:21 Flag 13:37 End: 13:38

BRSCC Mazda MX-5 Championship

RACE 1 - LAP ANALYSIS - AMENDED

DIFF = Difference To Personal Best Lap

3 -	1:13.278 (1)		80.59	13:25:16.479
4 -	1:13.940	0.662	79.87	13:26:30.419
5 -	1:14.429	1.151	79.34	13:27:44.848
6 -	1:14.397	1.119	79.38	13:28:59.245
7 -	1:13.507 (3)	0.229	80.34	13:30:12.752
8 -	1:13.690	0.412	80.14	13:31:26.442
9 -	1:13.463 (2)	0.185	80.38	13:32:39.905
10 -	1:13.758	0.480	80.06	13:33:53.663
11 -	1:14.298	1.020	79.48	13:35:07.961
12 -	1:14.606	1.328	79.15	13:36:22.567
13 -	1:14.771	1.493	78.98	13:37:37.338

P17 69 George GRANT (M)

LAP	LAP TIME	DIFF	MPH	TIME OF DAY
1 -	1:20.551	7.436	73.31	13:22:48.537
2 -	1:15.089	1.974	78.64	13:24:03.626
3 -	1:13.115 (1)		80.77	13:25:16.741
4 -	1:14.271	1.156	79.51	13:26:31.012
5 -	1:14.063	0.948	79.73	13:27:45.075
6 -	1:14.577	1.462	79.18	13:28:59.652
7 -	1:13.762 (3)	0.647	80.06	13:30:13.414
8 -	1:13.802	0.687	80.02	13:31:27.216
9 -	1:13.967	0.852	79.84	13:32:41.183
10 -	1:15.064	1.949	78.67	13:33:56.247
11 -	1:13.835	0.720	79.98	13:35:10.082
12 -	1:14.281	1.166	79.50	13:36:24.363
13 -	1:13.417 (2)	0.302	80.44	13:37:37.780

P18 3 Richard WOOTTEN

LAP	LAP TIME	DIFF	MPH	TIME OF DAY
1 -	1:24.731	11.984	69.69	13:22:52.717
2 -	1:15.464	2.717	78.25	13:24:08.181
3 -	1:13.161 (3)	0.414	80.72	13:25:21.342
4 -	1:12.747 (1)		81.18	13:26:34.089
5 -	1:14.914	2.167	78.83	13:27:49.003
6 -	1:15.882	3.135	77.82	13:29:04.885
7 -	1:14.058	1.311	79.74	13:30:18.943
8 -	1:13.508	0.761	80.34	13:31:32.451
9 -	1:13.278	0.531	80.59	13:32:45.729
10 -	1:13.494	0.747	80.35	13:33:59.223
11 -	1:12.863 (2)	0.116	81.05	13:35:12.086
12 -	1:14.041	1.294	79.76	13:36:26.127
13 -	1:14.060	1.313	79.74	13:37:40.187

P19 26 Sam ATTARD

LAP	LAP TIME	DIFF	MPH	TIME OF DAY
1 -	1:22.839	9.333	71.29	13:22:50.825
2 -	1:14.364	0.858	79.41	13:24:05.189
3 -	1:13.986	0.480	79.82	13:25:19.175
4 -	1:13.922 (3)	0.416	79.89	13:26:33.097
5 -	1:14.433	0.927	79.34	13:27:47.530
6 -	1:14.101	0.595	79.69	13:29:01.631
7 -	1:14.274	0.768	79.51	13:30:15.905
8 -	1:13.506 (1)		80.34	13:31:29.411
9 -	1:13.728 (2)	0.222	80.10	13:32:43.139
10 -	1:14.077	0.571	79.72	13:33:57.216
11 -	1:14.482	0.976	79.28	13:35:11.698
12 -	1:14.155	0.649	79.63	13:36:25.853
13 -	1:14.429	0.923	79.34	13:37:40.282

DIFF = Difference To Personal Best Lap

P20 21 Matthew FLETCHER				
LAP	LAP TIME	DIFF	MPH	TIME OF DAY
1 -	1:21.755	8.210	72.23	13:22:49.741
2 -	1:14.437	0.892	79.33	13:24:04.178
3 -	1:14.019	0.474	79.78	13:25:18.197
4 -	1:13.908	0.363	79.90	13:26:32.105
5 -	1:13.826 (2)	0.281	79.99	13:27:45.931
6 -	1:14.417	0.872	79.35	13:29:00.348
7 -	1:14.644	1.099	79.11	13:30:14.992
8 -	1:13.869 (3)	0.324	79.94	13:31:28.861
9 -	1:13.545 (1)		80.30	13:32:42.406
10 -	1:14.138	0.593	79.65	13:33:56.544
11 -	1:14.935	1.390	78.81	13:35:11.479
12 -	1:14.531	0.986	79.23	13:36:26.010
13 -	1:14.756	1.211	78.99	13:37:40.766

P21 20 Christopher GINN (M)

LAP	LAP TIME	DIFF	MPH	TIME OF DAY
1 -	1:21.081	7.848	72.83	13:22:49.067
2 -	1:14.859	1.626	78.89	13:24:03.926
3 -	1:13.233 (1)		80.64	13:25:17.159
4 -	1:14.178	0.945	79.61	13:26:31.337
5 -	1:14.435	1.202	79.33	13:27:45.772
6 -	1:14.202	0.969	79.58	13:28:59.974
7 -	1:14.244	1.011	79.54	13:30:14.218
8 -	1:14.037 (3)	0.804	79.76	13:31:28.255
9 -	1:13.825 (2)	0.592	79.99	13:32:42.080
10 -	1:14.547	1.314	79.22	13:33:56.627
11 -	1:15.313	2.080	78.41	13:35:11.940
12 -	1:14.908	1.675	78.83	13:36:26.848
13 -	1:14.160	0.927	79.63	13:37:41.008

P22 15 Brandon ABRAHAM

LAP	LAP TIME	DIFF	MPH	TIME OF DAY
1 -	1:22.452	9.066	71.62	13:22:50.438
2 -	1:14.594	1.208	79.17	13:24:05.032
3 -	1:13.414 (3)	0.028	80.44	13:25:18.446
4 -	1:14.153	0.767	79.64	13:26:32.599
5 -	1:14.242	0.856	79.54	13:27:46.841
6 -	1:13.771	0.385	80.05	13:29:00.612
7 -	1:13.954	0.568	79.85	13:30:14.566
8 -	1:13.386 (1)		80.47	13:31:27.952
9 -	1:13.398 (2)	0.012	80.46	13:32:41.350
10 -	1:14.251	0.865	79.53	13:33:55.601
11 -	1:14.007	0.621	79.79	13:35:09.608
12 -	1:13.679	0.293	80.15	13:36:23.287
13 -	1:13.791	0.405	80.03	13:37:37.078

P23 31 Bryn GRIFFITHS (M)

LAP	LAP TIME	DIFF	MPH	TIME OF DAY
1 -	1:22.646	8.913	71.45	13:22:50.632
2 -	1:14.438	0.705	79.33	13:24:05.070
3 -	1:14.703	0.970	79.05	13:25:19.773
4 -	1:13.952 (2)	0.219	79.85	13:26:33.725
5 -	1:15.101	1.368	78.63	13:27:48.826
6 -	1:15.706	1.973	78.00	13:29:04.532
7 -	1:14.223	0.490	79.56	13:30:18.755
8 -	1:14.095	0.362	79.70	13:31:32.850
9 -	1:13.733 (1)		80.09	13:32:46.583
10 -	1:14.044	0.311	79.75	13:34:00.627
11 -	1:14.000 (3)	0.267	79.80	13:35:14.627

Silverstone National

Circuit Length = 1.6404 miles

Start: 13:21 Flag 13:37 End: 13:38

Weather / Track : Sunny / Dry

BRSCC Mazda MX-5 Championship

RACE 1 - LAP ANALYSIS - AMENDED

DIFF = Difference To Personal Best Lap

12 -	1:14.165	0.432	79.62	13:36:28.792
13 -	1:14.019	0.286	79.78	13:37:42.811

P24 45 Graham RUMSEY (M)

LAP	LAP TIME	DIFF	MPH	TIME OF DAY
1 -	1:24.563	10.960	69.83	13:22:52.549
2 -	1:13.947	0.344	79.86	13:24:06.496
3 -	1:13.870	0.267	79.94	13:25:20.366
4 -	1:13.603 (1)		80.23	13:26:33.969
5 -	1:14.748	1.145	79.00	13:27:48.717
6 -	1:14.935	1.332	78.81	13:29:03.652
7 -	1:15.845	2.242	77.86	13:30:19.497
8 -	1:13.849 (3)	0.246	79.96	13:31:33.346
9 -	1:14.004	0.401	79.80	13:32:47.350
10 -	1:13.854	0.251	79.96	13:34:01.204
11 -	1:15.196	1.593	78.53	13:35:16.400
12 -	1:14.146	0.543	79.64	13:36:30.546
13 -	1:13.796 (2)	0.193	80.02	13:37:44.342

P25 264 William BREAME

LAP	LAP TIME	DIFF	MPH	TIME OF DAY
1 -	1:21.953	8.258	72.06	13:22:49.939
2 -	1:14.771	1.076	78.98	13:24:04.710
3 -	1:13.974	0.279	79.83	13:25:18.684
4 -	1:13.892 (2)	0.197	79.92	13:26:32.576
5 -	1:16.148	2.453	77.55	13:27:48.724
6 -	1:15.217	1.522	78.51	13:29:03.941
7 -	1:13.901 (3)	0.206	79.91	13:30:17.842
8 -	1:15.716	2.021	77.99	13:31:33.558
9 -	1:14.412	0.717	79.36	13:32:47.970
10 -	1:14.354	0.659	79.42	13:34:02.324
11 -	1:14.558	0.863	79.20	13:35:16.882
12 -	1:14.169	0.474	79.62	13:36:31.051
13 -	1:13.695 (1)		80.13	13:37:44.746

P26 67 Clive CHISNALL (M)

LAP	LAP TIME	DIFF	MPH	TIME OF DAY
1 -	1:26.314	12.462	68.42	13:22:54.300
2 -	1:15.010	1.158	78.73	13:24:09.310
3 -	1:14.363	0.511	79.41	13:25:23.673
4 -	1:15.838	1.986	77.87	13:26:39.511
5 -	1:14.424	0.572	79.35	13:27:53.935
6 -	1:13.852 (1)		79.96	13:29:07.787
7 -	1:14.134 (2)	0.282	79.66	13:30:21.921
8 -	1:14.322 (3)	0.470	79.46	13:31:36.243
9 -	1:14.697	0.845	79.06	13:32:50.940
10 -	1:14.630	0.778	79.13	13:34:05.570
11 -	1:14.936	1.084	78.80	13:35:20.506
12 -	1:14.459	0.607	79.31	13:36:34.965
13 -	1:14.361	0.509	79.41	13:37:49.326

P27 50 Tim STORER

LAP	LAP TIME	DIFF	MPH	TIME OF DAY
1 -	1:24.421	10.489	69.95	13:22:52.407
2 -	1:15.139	1.207	78.59	13:24:07.546
3 -	1:14.790	0.858	78.96	13:25:22.336
4 -	1:14.999	1.067	78.74	13:26:37.335
5 -	1:14.715	0.783	79.04	13:27:52.050
6 -	1:14.100 (2)	0.168	79.69	13:29:06.150
7 -	1:15.458	1.526	78.26	13:30:21.608
8 -	1:14.762	0.830	78.99	13:31:36.370

DIFF = Difference To Personal Best Lap

9 -	1:14.862	0.930	78.88	13:32:51.232
10 -	1:14.727	0.795	79.02	13:34:05.959
11 -	1:15.817	1.885	77.89	13:35:21.776
12 -	1:14.198 (3)	0.266	79.59	13:36:35.974
13 -	1:13.932 (1)		79.87	13:37:49.906

P28 78 Richard BARTLETT (M)

LAP	LAP TIME	DIFF	MPH	TIME OF DAY
1 -	1:24.862	10.960	69.59	13:22:52.848
2 -	1:17.036	3.134	76.66	13:24:09.884
3 -	1:14.916	1.014	78.83	13:25:24.800
4 -	1:17.332	3.430	76.36	13:26:42.132
5 -	1:14.094 (3)	0.192	79.70	13:27:56.226
6 -	1:15.089	1.187	78.64	13:29:11.315
7 -	1:14.144	0.242	79.65	13:30:25.459
8 -	1:15.708	1.806	78.00	13:31:41.167
9 -	1:14.746	0.844	79.00	13:32:55.913
10 -	1:14.417	0.515	79.35	13:34:10.330
11 -	1:13.902 (1)		79.91	13:35:24.232
12 -	1:14.087 (2)	0.185	79.71	13:36:38.319
13 -	1:14.114	0.212	79.68	13:37:52.433

P29 25 Stephen NEW

LAP	LAP TIME	DIFF	MPH	TIME OF DAY
1 -	1:24.205	9.968	70.13	13:22:52.191
2 -	1:16.555	2.318	77.14	13:24:08.746
3 -	1:14.299 (3)	0.062	79.48	13:25:23.045
4 -	1:14.954	0.717	78.79	13:26:37.999
5 -	1:16.307	2.070	77.39	13:27:54.306
6 -	1:14.298 (2)	0.061	79.48	13:29:08.604
7 -	1:14.237 (1)		79.55	13:30:22.841
8 -	1:15.674	1.437	78.04	13:31:38.515
9 -	1:15.776	1.539	77.93	13:32:54.291
10 -	1:14.728	0.491	79.02	13:34:09.019
11 -	1:14.780	0.543	78.97	13:35:23.799
12 -	1:14.865	0.628	78.88	13:36:38.664
13 -	1:14.568	0.331	79.19	13:37:53.232

P30 8 Peter HIGTON

LAP	LAP TIME	DIFF	MPH	TIME OF DAY
1 -	1:24.144	9.327	70.18	13:22:52.130
2 -	1:16.423	1.606	77.27	13:24:08.553
3 -	1:15.130	0.313	78.60	13:25:23.683
4 -	1:15.935	1.118	77.77	13:26:39.618
5 -	1:16.273	1.456	77.42	13:27:55.891
6 -	1:16.282	1.465	77.41	13:29:12.173
7 -	1:15.099 (3)	0.282	78.63	13:30:27.272
8 -	1:15.349	0.532	78.37	13:31:42.621
9 -	1:15.957	1.140	77.75	13:32:58.578
10 -	1:15.436	0.619	78.28	13:34:14.014
11 -	1:15.390	0.573	78.33	13:35:29.404
12 -	1:14.822 (2)	0.005	78.92	13:36:44.226
13 -	1:14.817 (1)		78.93	13:37:59.043

P31 87 Oli WALDEN

LAP	LAP TIME	DIFF	MPH	TIME OF DAY
1 -	1:26.388	11.578	68.36	13:22:54.374
2 -	1:15.242 (2)	0.432	78.48	13:24:09.616
3 -	1:14.810 (1)		78.94	13:25:24.426
4 -	1:21.206	6.396	72.72	13:26:45.632
5 -	1:15.620 (3)	0.810	78.09	13:28:01.252

Weather / Track : Sunny / Dry

Silverstone National
Circuit Length = 1.6404 miles
Start: 13:21 Flag 13:37 End: 13:38

BRSCC Mazda MX-5 Championship

RACE 1 - LAP ANALYSIS - AMENDED

DIFF = Difference To Personal Best Lap

6 -	1:16.440	1.630	77.25	13:29:17.692
7 -	1:16.064	1.254	77.64	13:30:33.756
8 -	1:15.933	1.123	77.77	13:31:49.689
9 -	1:15.817	1.007	77.89	13:33:05.506
10 -	1:15.915	1.105	77.79	13:34:21.421
11 -	1:16.727	1.917	76.96	13:35:38.148
12 -	1:16.339	1.529	77.36	13:36:54.487
13 -	1:15.973	1.163	77.73	13:38:10.460

P32 75 Robert BOND

LAP	LAP TIME	DIFF	MPH	TIME OF DAY
1 -	1:25.991	10.115	68.67	13:22:53.977
2 -	1:16.609	0.733	77.08	13:24:10.586
3 -	1:15.917 (3)	0.041	77.79	13:25:26.503
4 -	1:17.534	1.658	76.16	13:26:44.037
5 -	1:16.969	1.093	76.72	13:28:01.006
6 -	1:16.860	0.984	76.83	13:29:17.866
7 -	1:16.662	0.786	77.03	13:30:34.528
8 -	1:15.876 (1)		77.83	13:31:50.404
9 -	1:16.069	0.193	77.63	13:33:06.473
10 -	1:16.128	0.252	77.57	13:34:22.601
11 -	1:16.220	0.344	77.48	13:35:38.821
12 -	1:16.728	0.852	76.96	13:36:55.549
13 -	1:15.884 (2)	0.008	77.82	13:38:11.433

P33 9 Geena WATKINSON

LAP	LAP TIME	DIFF	MPH	TIME OF DAY
1 -	1:49.552	28.553	53.90	13:23:17.538
2 -	1:27.820	6.821	67.24	13:24:45.358
3 -	1:26.884	5.885	67.97	13:26:12.242
4 -	1:23.981	2.982	70.32	13:27:36.223
5 -	1:23.638	2.639	70.60	13:28:59.861
6 -	1:22.698 (3)	1.699	71.41	13:30:22.559
7 -	1:20.999 (1)		72.91	13:31:43.558
8 -	1:24.851	3.852	69.60	13:33:08.409
9 -	1:23.848	2.849	70.43	13:34:32.257
10 -	1:24.884	3.885	69.57	13:35:57.141
11 -	1:21.988 (2)	0.989	72.03	13:37:19.129

P34 53 Jonathan FIELDSEND (M)

LAP	LAP TIME	DIFF	MPH	TIME OF DAY
1 -	1:25.283 (3)	10.321	69.24	13:22:53.269
2 -	1:15.816 (2)	0.854	77.89	13:24:09.085
3 -	1:14.962 (1)		78.78	13:25:24.047
4 -	1:44.986 P	30.024	56.25	13:27:09.033

P35 68 Ashley HEATH (M)

LAP	LAP TIME	DIFF	MPH	TIME OF DAY
1 -	1:25.510 (3)	10.367	69.06	13:22:53.496
2 -	1:15.780 (2)	0.637	77.93	13:24:09.276
3 -	1:15.143 (1)		78.59	13:25:24.419

BRSCC Mazda MX-5 Championship

RACE 1 - STATISTICS - AMENDED

Competitors Started 36
Planned Start 2020-09-12 @ 13:20:00.000
Actual Start 2020-09-12 @ 13:21:27.985
Finish Time 2020-09-12 @ 13:37:06.821
Track Length 1.6404mi.
Total Laps 434
Total Distance Covered 711.9611mi.

Session Fastest Lap History

NO	CL	NAME	LAP TIME	TIME OF DAY	LAP	VEHICLE
158		Mike COMBER	1:15.277	13:22:43.256	1	Mazda MX-5 Mk1
83		Brian TROTT (M)	1:11.656	13:23:54.995	2	Mazda MX-5 Mk1
55		Matt POLLARD	1:11.637	13:23:55.679	2	Mazda MX-5 Mk1
29		Adam CRAIG	1:11.564	13:23:56.743	2	Mazda MX-5 Mk1

Session Leader History

NO	CL	NAME	FROM LAP	LAPS LED	DISTANCE	VEHICLE
158		Mike COMBER	1	1	1.64 miles	Mazda MX-5 Mk1
83		Brian TROTT (M)	2	12	19.68 miles	Mazda MX-5 Mk1

Flag History

TYPE	TIME OF DAY
GREEN	13:21:27.985
FINISH	13:37:06.821

Flag Statistics

TYPE	COUNT	TOTAL LAPS	TOTAL TIME
Green	1	13	17:21.104
Red	0	0	0.000
Safety Car	0	0	0.000
FCY	0	0	0.000

Weather / Track : Sunny / Dry

BRSCC Mazda MX-5 Championship
RACE 1 - STATISTICS - AMENDED

CLASS :

34 Starters

Fastest Lap History

NO	NAME	LAP TIME	TIME OF DAY	LAP	VEHICLE
158	Mike COMBER	1:15.277	13:22:43.256	1	Mazda MX-5 Mk1
83	Brian TROTT (M)	1:11.656	13:23:54.995	2	Mazda MX-5 Mk1
55	Matt POLLARD	1:11.637	13:23:55.679	2	Mazda MX-5 Mk1
29	Adam CRAIG	1:11.564	13:23:56.743	2	Mazda MX-5 Mk1

Leader History

NO	NAME	FROM LAP	LAPS LED	DISTANCE	VEHICLE
158	Mike COMBER	1	1	1.64 miles	Mazda MX-5 Mk1
83	Brian TROTT (M)	2	12	19.68 miles	Mazda MX-5 Mk1

BRSCC Mazda MX-5 Championship
RACE 1 - STATISTICS - AMENDED

CLASS : INV

2 Starters

Fastest Lap History

NO	NAME	LAP TIME	TIME OF DAY	LAP	VEHICLE
87	Oii WALDEN	1:26.388	13:22:54.374	1	Mazda MX-5 Mk1
87	Oii WALDEN	1:15.242	13:24:09.613	2	Mazda MX-5 Mk1
87	Oii WALDEN	1:14.810	13:25:24.427	3	Mazda MX-5 Mk1

Leader History

NO	NAME	FROM LAP	LAPS LED	DISTANCE	VEHICLE
87	Oii WALDEN	1	13	21.32 miles	Mazda MX-5 Mk1

BRSCC Mazda MX-5 Championship
RACE 4 - CLASSIFICATION - AMENDED


POS	NO	CL	PIC NAME	ENTRY	LAPS	TIME	GAP	DIFF	MPH	BEST	ON
1	63	1	Oliver ALLWOOD	Mazda MX-5 Mk1	9	10:53.486			81.33	1:11.774	6
2	83	2	Brian TROTT (M)	Mazda MX-5 Mk1	9	10:53.660	0.174	0.174	81.31	1:12.014	5
3	81	3	Sebastian FISHER	Mazda MX-5 Mk1	9	10:53.826	0.340	0.166	81.29	1:11.997	6
4	82	4	Michael KNIBBS	Mazda MX-5 Mk1	9	10:54.035	0.549	0.209	81.26	1:11.654	5
5	18	5	Will BLACKWELL-CHAMBERS	Mazda MX-5 Mk1	9	10:54.310	0.824	0.275	81.23	1:11.867	8
6	263	6	Fraser FENWICK	Mazda MX-5 Mk1	9	10:54.587	1.101	0.277	81.19	1:11.935	4
7	93	7	Jack BREWER	Mazda MX-5 Mk1	9	10:54.797	1.311	0.210	81.17	1:11.627	5
8	24	8	Oliver GRAHAM	Mazda MX-5 Mk1	9	10:55.281	1.795	0.484	81.11	1:11.858	5
9	55	9	Matt POLLARD	Mazda MX-5 Mk1	9	10:55.480	1.994	0.199	81.08	1:11.825	6
10	22	10	Owen MILLS	Mazda MX-5 Mk1	9	10:58.880	5.394	3.400	80.66	1:12.200	3
11	95	11	Ian BLAKE	Mazda MX-5 Mk1	9	10:59.423	5.937	0.543	80.60	1:12.069	6
12	37	12	Tim DORE (M)	Mazda MX-5 Mk1	9	10:59.990	6.504	0.567	80.53	1:12.183	5
13	144	13	Bill TAYLOR	Mazda MX-5 Mk1	9	11:00.255	6.769	0.265	80.50	1:12.154	9
14	419	14	Martyn CANNING	Mazda MX-5 Mk1	9	11:05.734	12.248	5.479	79.83	1:12.928	3
15	222	15	Michael GREEN	Mazda MX-5 Mk1	9	11:05.947	12.461	0.213	79.81	1:13.019	6
16	152	16	Jon PETHICK	Mazda MX-5 Mk1	9	11:06.290	12.804	0.343	79.77	1:13.019	4
17	17	17	Harry STORER	Mazda MX-5 Mk1	9	11:06.430	12.944	0.140	79.75	1:12.789	9
18	20	18	Christopher GINN (M)	Mazda MX-5 Mk1	9	11:08.319	14.833	1.889	79.52	1:13.078	3
19	26	19	Sam ATTARD	Mazda MX-5 Mk1	9	11:12.331	18.845	4.012	79.05	1:13.523	4
20	5	20	Nick LE DOYEN (M)	Mazda MX-5 Mk1	9	11:13.017	19.531	0.686	78.97	1:13.282	4
21	73	21	Beau PARRY	Mazda MX-5 Mk1	9	11:15.103	21.617	2.086	78.73	1:13.503	8
22	97	22	Kian DONALDSON	Mazda MX-5 Mk1	9	11:19.605	26.119	4.502	78.20	1:14.084	2
23	230	23	Thomas HOLLAND	Mazda MX-5 Mk1	9	11:24.900	31.414	5.295	77.60	1:14.552	9
24	44	24	George KING	Mazda MX-5 Mk1	9	11:26.778	33.292	1.878	77.39	1:14.395	8
25	68	25	Ashley HEATH (M)	Mazda MX-5 Mk1	9	11:27.007	33.521	0.229	77.36	1:14.122	8
26	78	26	Richard BARTLETT (M)	Mazda MX-5 Mk1	9	11:27.203	33.717	0.196	77.34	1:13.900	8
27	53	27	Jonathan FIELDSEND (M)	Mazda MX-5 Mk1	9	11:31.966	38.480	4.763	76.81	1:14.959	4
28	28	28	Chris WATTS	Mazda Mx-5 Mk1	9	11:36.096	42.610	4.130	76.35	1:15.389	4
29	75	29	Robert BOND	Mazda MX-5 Mk1	9	11:36.754	43.268	0.658	76.28	1:15.489	3
30	38	30	Andrew DEAN	Mazda MX-5 Mk1	9	11:37.587	44.101	0.833	76.19	1:15.497	3
31	60	31	Oliver ATTARD	Mazda MX-5 Mk1	9	11:37.622	44.136	0.035	76.18	1:12.998	9

NOT CLASSIFIED

DNF	66		David SCOLLER	Mazda MX-5 Mk1	3	4:46.089	6 Laps	6 Laps	61.92	1:28.350	2
DQ	30*		Marco ATTARD	Mazda MX-5 Mk1	0						

FASTEST LAP

	93		Jack BREWER	Mazda MX-5 Mk1	5	1:11.627			82.45 mph	132.69 kph	
--	----	--	-------------	----------------	---	----------	--	--	-----------	------------	--

Cars - 3, 8, 15 & 777 - Did not take the restart.

*Car 30 - Disqualified from Race Result Q14.4.4 – Causing a collision, repetition of serious mistakes or the appearance of a lack of control over the car.

Weather / Track : Bright / Dry

These results are provisional until the conclusion of any judicial and technical matters.

Silverstone National

Circuit Length = 1.6404 miles

Start: 10:29 Flag 10:40 End: 10:41

Clerk Of Course : Paul Levitt	Steward :	Timekeeper : Peter Knight
-------------------------------	-----------	---------------------------

BRSCC Mazda MX-5 Championship

RACE 4 - LAP CHART - AMENDED

LAP 1 @ 10:30:44.724			LAP 2 @ 10:31:57.177			LAP 3 @ 10:33:09.550			LAP 4 @ 10:34:21.876			LAP 5 @ 10:35:33.914		
NO	BEHIND	LAP TIME	NO	BEHIND	LAP TIME	NO	BEHIND	LAP TIME	NO	BEHIND	LAP TIME	NO	BEHIND	LAP TIME
83		1:15.296	83		1:12.453	83		1:12.373	263		1:11.935	263		1:12.038
81	0.041	1:15.337	18	0.154	1:12.314	263	0.391	1:12.132	83	0.117	1:12.443	83	0.093	1:12.014
18	0.293	1:15.589	81	0.329	1:12.741	18	0.546	1:12.765	63	0.433	1:11.957	63	0.448	1:12.053
263	0.726	1:16.022	263	0.632	1:12.359	63	0.802	1:12.275	18	0.515	1:12.295	18	0.546	1:12.069
93	0.825	1:16.121	63	0.900	1:11.784	81	0.896	1:12.940	81	0.829	1:12.259	81	0.832	1:12.041
24	1.121	1:16.417	24	1.087	1:12.419	24	1.315	1:12.601	82	1.581	1:12.404	82	1.197	1:11.654
63	1.569	1:16.865	93	1.239	1:12.867	93	1.328	1:12.462	93	1.880	1:12.878	93	1.469	1:11.627
82	1.778	1:17.074	82	1.485	1:12.160	82	1.503	1:12.391	24	2.264	1:13.275	24	2.084	1:11.858
55	1.821	1:17.117	22	2.018	1:12.266	22	1.845	1:12.200	22	2.615	1:13.096	55	2.569	1:11.888
22	2.205	1:17.501	55	2.260	1:12.892	55	1.988	1:12.101	55	2.719	1:13.057	22	3.100	1:12.523
37	2.602	1:17.898	37	2.698	1:12.549	37	2.987	1:12.662	37	3.218	1:12.557	37	3.363	1:12.183
222	3.535	1:18.831	222	4.221	1:13.139	95	5.013	1:12.731	95	5.078	1:12.391	95	5.353	1:12.313
152	3.690	1:18.986	95	4.655	1:12.373	222	5.450	1:13.602	144	5.931	1:12.650	144	6.515	1:12.622
144	4.454	1:19.750	144	5.324	1:13.323	144	5.607	1:12.656	419	6.865	1:12.938	419	7.852	1:13.025
95	4.735	1:20.031	419	5.698	1:13.152	419	6.253	1:12.928	222	6.946	1:13.822	222	8.124	1:13.216
419	4.999	1:20.295	152	5.864	1:14.627	152	6.870	1:13.379	152	7.563	1:13.019	152	8.633	1:13.108
20	5.650	1:20.946	20	6.825	1:13.628	20	7.530	1:13.078	20	8.409	1:13.205	20	9.880	1:13.509
5	6.190	1:21.486	5	7.564	1:13.827	17	8.567	1:12.958	17	9.185	1:12.944	17	9.995	1:12.848
26	6.458	1:21.754	26	7.832	1:13.827	5	9.100	1:13.909	5	10.056	1:13.282	26	12.307	1:13.723
17	6.723	1:22.019	17	7.982	1:13.712	26	9.425	1:13.966	26	10.622	1:13.523	5	12.424	1:14.406
73	7.209	1:22.505	73	9.660	1:14.904	73	11.868	1:14.581	73	13.576	1:14.034	73	15.110	1:13.572
97	8.426	1:23.722	97	10.057	1:14.084	97	11.974	1:14.290	97	14.615	1:14.967	97	16.752	1:14.175
44	9.961	1:25.257	78	13.151	1:15.549	230	16.159	1:15.211	230	18.755	1:14.922	230	21.505	1:14.788
78	10.055	1:25.351	230	13.321	1:15.544	44	17.581	1:16.332	44	20.134	1:14.879	44	22.600	1:14.504
230	10.230	1:25.526	44	13.622	1:16.114	68	17.835	1:16.082	68	20.530	1:15.021	68	23.369	1:14.877
53	11.031	1:26.327	68	14.126	1:14.553	53	18.506	1:15.594	53	21.139	1:14.959	78	24.844	1:14.823
68	12.026	1:27.322	53	15.285	1:16.707	75	19.275	1:15.489	78	22.059	1:14.251	53	24.929	1:15.828
75	12.034	1:27.330	75	16.159	1:16.578	38	19.713	1:15.497	75	23.009	1:16.060	75	26.918	1:15.947
28	12.711	1:28.007	38	16.589	1:16.259	78	20.134	1:19.356	28	23.653	1:15.389	28	27.141	1:15.526
38	12.783	1:28.079	28	16.823	1:16.565	28	20.590	1:16.140	38	23.990	1:16.603	38	27.698	1:15.746
66	19.316	1:34.612	66	35.213	1:28.350	60	37.060	1:13.482	60	37.894	1:13.160	60	39.325	1:13.469
60	28.161	1:43.457	60	35.951	1:20.243	66	1:05.967	1:43.127 P						

Weather / Track : Bright / Dry

Silverstone National
 Circuit Length = 1.6404 miles
 Start: 10:29 Flag 10:40 End: 10:41

BRSCC Mazda MX-5 Championship

RACE 4 - LAP CHART - AMENDED

LAP 6 @ 10:36:46.136			LAP 7 @ 10:37:58.336			LAP 8 @ 10:39:10.803			LAP 9 @ 10:40:22.914		
NO	BEHIND	LAP TIME	NO	BEHIND	LAP TIME	NO	BEHIND	LAP TIME	NO	BEHIND	LAP TIME
63		1:11.774	63		1:12.200	63		1:12.467	63		1:12.111
83	0.111	1:12.240	83	0.274	1:12.363	83	0.165	1:12.358	83	0.174	1:12.120
263	0.296	1:12.518	263	0.431	1:12.335	81	0.326	1:12.210	81	0.340	1:12.125
81	0.607	1:11.997	81	0.583	1:12.176	82	0.728	1:12.419	82	0.549	1:11.932
82	0.927	1:11.952	82	0.776	1:12.049	18	0.815	1:11.867	18	0.824	1:12.120
18	1.013	1:12.689	93	1.104	1:12.261	263	0.842	1:12.878	263	1.101	1:12.370
93	1.043	1:11.796	18	1.415	1:12.602	93	1.007	1:12.370	93	1.311	1:12.415
24	1.751	1:11.889	24	1.605	1:12.054	24	1.351	1:12.213	24	1.795	1:12.555
55	2.172	1:11.825	55	1.874	1:11.902	55	1.640	1:12.233	55	1.994	1:12.465
22	3.961	1:13.083	22	4.299	1:12.538	22	4.896	1:13.064	22	5.394	1:12.609
37	4.153	1:13.012	37	4.511	1:12.558	37	5.365	1:13.321	95	5.937	1:12.637
95	5.200	1:12.069	95	5.431	1:12.431	95	5.411	1:12.447	37	6.504	1:13.250
144	6.580	1:12.287	144	6.776	1:12.396	144	6.726	1:12.417	144	6.769	1:12.154
419	8.563	1:12.933	419	9.590	1:13.227	419	10.842	1:13.719	419	12.248	1:13.517
222	8.921	1:13.019	222	10.162	1:13.441	222	11.133	1:13.438	222	12.461	1:13.439
152	9.452	1:13.041	152	10.743	1:13.491	152	11.692	1:13.416	152	12.804	1:13.223
17	11.009	1:13.236	17	11.881	1:13.072	17	12.266	1:12.852	17	12.944	1:12.789
20	11.238	1:13.580	20	12.400	1:13.362	20	13.416	1:13.483	20	14.833	1:13.528
26	14.099	1:14.014	26	15.851	1:13.952	26	17.136	1:13.752	26	18.845	1:13.820
5	15.310	1:15.108	5	16.699	1:13.589	5	17.739	1:13.507	5	19.531	1:13.903
73	16.891	1:14.003	73	18.582	1:13.891	73	19.618	1:13.503	73	21.617	1:14.110
97	19.099	1:14.569	97	21.435	1:14.536	97	23.516	1:14.548	97	26.119	1:14.714
230	23.975	1:14.692	230	26.656	1:14.881	230	28.973	1:14.784	230	31.414	1:14.552
44	25.207	1:14.829	44	27.976	1:14.969	44	29.904	1:14.395	44	33.292	1:15.499
68	25.751	1:14.604	68	28.462	1:14.911	68	30.117	1:14.122	68	33.521	1:15.515
78	27.026	1:14.404	78	29.087	1:14.261	78	30.520	1:13.900	78	33.717	1:15.308
53	28.845	1:16.138	53	31.988	1:15.343	53	35.103	1:15.582	53	38.480	1:15.488
75	30.866	1:16.170	75	34.736	1:16.070	28	39.051	1:15.799	28	42.610	1:15.670
28	31.311	1:16.392	28	35.719	1:16.608	38	39.469	1:15.910	75	43.268	1:15.730
38	31.704	1:16.228	38	36.026	1:16.522	75	39.649	1:17.380	38	44.101	1:16.743
60	40.467	1:13.364	60	42.225	1:13.958	60	43.249	1:13.491	60	44.136	1:12.998

Weather / Track : Bright / Dry

BRSCC Mazda MX-5 Championship

RACE 4 - LAP ANALYSIS - AMENDED

DIFF = Difference To Personal Best Lap

P1 63 Oliver ALLWOOD				
LAP	LAP TIME	DIFF	MPH	TIME OF DAY
1 -	1:16.865	5.091	76.83	10:30:46.293
2 -	1:11.784 (2)	0.010	82.26	10:31:58.077
3 -	1:12.275	0.501	81.71	10:33:10.352
4 -	1:11.957 (3)	0.183	82.07	10:34:22.309
5 -	1:12.053	0.279	81.96	10:35:34.362
6 -	1:11.774 (1)		82.28	10:36:46.136
7 -	1:12.200	0.426	81.79	10:37:58.336
8 -	1:12.467	0.693	81.49	10:39:10.803
9 -	1:12.111	0.337	81.89	10:40:22.914

P2 83 Brian TROTT (M)				
LAP	LAP TIME	DIFF	MPH	TIME OF DAY
1 -	1:15.296	3.282	78.43	10:30:44.724
2 -	1:12.453	0.439	81.51	10:31:57.177
3 -	1:12.373	0.359	81.60	10:33:09.550
4 -	1:12.443	0.429	81.52	10:34:21.993
5 -	1:12.014 (1)		82.00	10:35:34.007
6 -	1:12.240 (3)	0.226	81.75	10:36:46.247
7 -	1:12.363	0.349	81.61	10:37:58.610
8 -	1:12.358	0.344	81.61	10:39:10.968
9 -	1:12.120 (2)	0.106	81.88	10:40:23.088

P3 81 Sebastian FISHER				
LAP	LAP TIME	DIFF	MPH	TIME OF DAY
1 -	1:15.337	3.340	78.38	10:30:44.765
2 -	1:12.741	0.744	81.18	10:31:57.506
3 -	1:12.940	0.943	80.96	10:33:10.446
4 -	1:12.259	0.262	81.72	10:34:22.705
5 -	1:12.041 (2)	0.044	81.97	10:35:34.746
6 -	1:11.997 (1)		82.02	10:36:46.743
7 -	1:12.176	0.179	81.82	10:37:58.919
8 -	1:12.210	0.213	81.78	10:39:11.129
9 -	1:12.125 (3)	0.128	81.88	10:40:23.254

P4 82 Michael KNIBBS				
LAP	LAP TIME	DIFF	MPH	TIME OF DAY
1 -	1:17.074	5.420	76.62	10:30:46.502
2 -	1:12.160	0.506	81.84	10:31:58.662
3 -	1:12.391	0.737	81.58	10:33:11.053
4 -	1:12.404	0.750	81.56	10:34:23.457
5 -	1:11.654 (1)		82.41	10:35:35.111
6 -	1:11.952 (3)	0.298	82.07	10:36:47.063
7 -	1:12.049	0.395	81.96	10:37:59.112
8 -	1:12.419	0.765	81.54	10:39:11.531
9 -	1:11.932 (2)	0.278	82.10	10:40:23.463

P5 18 Will BLACKWELL-CHAMBERS				
LAP	LAP TIME	DIFF	MPH	TIME OF DAY
1 -	1:15.589	3.722	78.12	10:30:45.017
2 -	1:12.314	0.447	81.66	10:31:57.331
3 -	1:12.765	0.898	81.16	10:33:10.096
4 -	1:12.295	0.428	81.68	10:34:22.391
5 -	1:12.069 (2)	0.202	81.94	10:35:34.460
6 -	1:12.689	0.822	81.24	10:36:47.149
7 -	1:12.602	0.735	81.34	10:37:59.751
8 -	1:11.867 (1)		82.17	10:39:11.618
9 -	1:12.120 (3)	0.253	81.88	10:40:23.738

DIFF = Difference To Personal Best Lap

P6 263 Fraser FENWICK				
LAP	LAP TIME	DIFF	MPH	TIME OF DAY
1 -	1:16.022	4.087	77.68	10:30:45.450
2 -	1:12.359	0.424	81.61	10:31:57.809
3 -	1:12.132 (3)	0.197	81.87	10:33:09.941
4 -	1:11.935 (1)		82.09	10:34:21.876
5 -	1:12.038 (2)	0.103	81.97	10:35:33.914
6 -	1:12.518	0.583	81.43	10:36:46.432
7 -	1:12.335	0.400	81.64	10:37:58.767
8 -	1:12.878	0.943	81.03	10:39:11.645
9 -	1:12.370	0.435	81.60	10:40:24.015

P7 93 Jack BREWER				
LAP	LAP TIME	DIFF	MPH	TIME OF DAY
1 -	1:16.121	4.494	77.58	10:30:45.549
2 -	1:12.867	1.240	81.04	10:31:58.416
3 -	1:12.462	0.835	81.50	10:33:10.878
4 -	1:12.878	1.251	81.03	10:34:23.756
5 -	1:11.627 (1)		82.45	10:35:35.383
6 -	1:11.796 (2)	0.169	82.25	10:36:47.179
7 -	1:12.261 (3)	0.634	81.72	10:37:59.440
8 -	1:12.370	0.743	81.60	10:39:11.810
9 -	1:12.415	0.788	81.55	10:40:24.225

P8 24 Oliver GRAHAM				
LAP	LAP TIME	DIFF	MPH	TIME OF DAY
1 -	1:16.417	4.559	77.28	10:30:45.845
2 -	1:12.419	0.561	81.54	10:31:58.264
3 -	1:12.601	0.743	81.34	10:33:10.865
4 -	1:13.275	1.417	80.59	10:34:24.140
5 -	1:11.858 (1)		82.18	10:35:35.998
6 -	1:11.889 (2)	0.031	82.14	10:36:47.887
7 -	1:12.054 (3)	0.196	81.96	10:37:59.941
8 -	1:12.213	0.355	81.78	10:39:12.154
9 -	1:12.555	0.697	81.39	10:40:24.709

P9 55 Matt POLLARD				
LAP	LAP TIME	DIFF	MPH	TIME OF DAY
1 -	1:17.117	5.292	76.57	10:30:46.545
2 -	1:12.892	1.067	81.01	10:31:59.437
3 -	1:12.101	0.276	81.90	10:33:11.538
4 -	1:13.057	1.232	80.83	10:34:24.595
5 -	1:11.888 (2)	0.063	82.15	10:35:36.483
6 -	1:11.825 (1)		82.22	10:36:48.308
7 -	1:11.902 (3)	0.077	82.13	10:38:00.210
8 -	1:12.233	0.408	81.75	10:39:12.443
9 -	1:12.465	0.640	81.49	10:40:24.908

P10 22 Owen MILLS				
LAP	LAP TIME	DIFF	MPH	TIME OF DAY
1 -	1:17.501	5.301	76.20	10:30:46.929
2 -	1:12.266 (2)	0.066	81.72	10:31:59.195
3 -	1:12.200 (1)		81.79	10:33:11.395
4 -	1:13.096	0.896	80.79	10:34:24.491
5 -	1:12.523 (3)	0.323	81.43	10:35:37.014
6 -	1:13.083	0.883	80.80	10:36:50.097
7 -	1:12.538	0.338	81.41	10:38:02.635
8 -	1:13.064	0.864	80.82	10:39:15.699
9 -	1:12.609	0.409	81.33	10:40:28.308

Weather / Track : Bright / Dry

Silverstone National
Circuit Length = 1.6404 miles
Start: 10:29 Flag 10:40 End: 10:41

BRSCC Mazda MX-5 Championship

RACE 4 - LAP ANALYSIS - AMENDED

DIFF = Difference To Personal Best Lap

P11 95 Ian BLAKE				
LAP	LAP TIME	DIFF	MPH	TIME OF DAY
1 -	1:20.031	7.962	73.79	10:30:49.459
2 -	1:12.373 (3)	0.304	81.60	10:32:01.832
3 -	1:12.731	0.662	81.19	10:33:14.563
4 -	1:12.391	0.322	81.58	10:34:26.954
5 -	1:12.313 (2)	0.244	81.66	10:35:39.267
6 -	1:12.069 (1)		81.94	10:36:51.336
7 -	1:12.431	0.362	81.53	10:38:03.767
8 -	1:12.447	0.378	81.51	10:39:16.214
9 -	1:12.637	0.568	81.30	10:40:28.851

P12 37 Tim DORE (M)				
LAP	LAP TIME	DIFF	MPH	TIME OF DAY
1 -	1:17.898	5.715	75.81	10:30:47.326
2 -	1:12.549 (2)	0.366	81.40	10:31:59.875
3 -	1:12.662	0.479	81.27	10:33:12.537
4 -	1:12.557 (3)	0.374	81.39	10:34:25.094
5 -	1:12.183 (1)		81.81	10:35:37.277
6 -	1:13.012	0.829	80.88	10:36:50.289
7 -	1:12.558	0.375	81.39	10:38:02.847
8 -	1:13.321	1.138	80.54	10:39:16.168
9 -	1:13.250	1.067	80.62	10:40:29.418

P13 144 Bill TAYLOR				
LAP	LAP TIME	DIFF	MPH	TIME OF DAY
1 -	1:19.750	7.596	74.05	10:30:49.178
2 -	1:13.323	1.169	80.54	10:32:02.501
3 -	1:12.656	0.502	81.28	10:33:15.157
4 -	1:12.650	0.496	81.28	10:34:27.807
5 -	1:12.622	0.468	81.32	10:35:40.429
6 -	1:12.287 (2)	0.133	81.69	10:36:52.716
7 -	1:12.396 (3)	0.242	81.57	10:38:05.112
8 -	1:12.417	0.263	81.55	10:39:17.529
9 -	1:12.154 (1)		81.84	10:40:29.683

P14 419 Martyn CANNING				
LAP	LAP TIME	DIFF	MPH	TIME OF DAY
1 -	1:20.295	7.367	73.54	10:30:49.723
2 -	1:13.152	0.224	80.73	10:32:02.875
3 -	1:12.928 (1)		80.97	10:33:15.803
4 -	1:12.938 (3)	0.010	80.96	10:34:28.741
5 -	1:13.025	0.097	80.87	10:35:41.766
6 -	1:12.933 (2)	0.005	80.97	10:36:54.699
7 -	1:13.227	0.299	80.64	10:38:07.926
8 -	1:13.719	0.791	80.11	10:39:21.645
9 -	1:13.517	0.589	80.33	10:40:35.162

P15 222 Michael GREEN				
LAP	LAP TIME	DIFF	MPH	TIME OF DAY
1 -	1:18.831	5.812	74.91	10:30:48.259
2 -	1:13.139 (2)	0.120	80.74	10:32:01.398
3 -	1:13.602	0.583	80.23	10:33:15.000
4 -	1:13.822	0.803	79.99	10:34:28.822
5 -	1:13.216 (3)	0.197	80.66	10:35:42.038
6 -	1:13.019 (1)		80.87	10:36:55.057
7 -	1:13.441	0.422	80.41	10:38:08.498
8 -	1:13.438	0.419	80.41	10:39:21.936
9 -	1:13.439	0.420	80.41	10:40:35.375

DIFF = Difference To Personal Best Lap

P16 152 Jon PETHICK				
LAP	LAP TIME	DIFF	MPH	TIME OF DAY
1 -	1:18.986	5.967	74.76	10:30:48.414
2 -	1:14.627	1.608	79.13	10:32:03.041
3 -	1:13.379	0.360	80.48	10:33:16.420
4 -	1:13.019 (1)		80.87	10:34:29.439
5 -	1:13.108 (3)	0.089	80.78	10:35:42.547
6 -	1:13.041 (2)	0.022	80.85	10:36:55.588
7 -	1:13.491	0.472	80.35	10:38:09.079
8 -	1:13.416	0.397	80.44	10:39:22.495
9 -	1:13.223	0.204	80.65	10:40:35.718

P17 17 Harry STORER				
LAP	LAP TIME	DIFF	MPH	TIME OF DAY
1 -	1:22.019	9.230	72.00	10:30:51.447
2 -	1:13.712	0.923	80.11	10:32:05.159
3 -	1:12.958	0.169	80.94	10:33:18.117
4 -	1:12.944	0.155	80.96	10:34:31.061
5 -	1:12.848 (2)	0.059	81.06	10:35:43.909
6 -	1:13.236	0.447	80.63	10:36:57.145
7 -	1:13.072	0.283	80.81	10:38:10.217
8 -	1:12.852 (3)	0.063	81.06	10:39:23.069
9 -	1:12.789 (1)		81.13	10:40:35.858

P18 20 Christopher GINN (M)				
LAP	LAP TIME	DIFF	MPH	TIME OF DAY
1 -	1:20.946	7.868	72.95	10:30:50.374
2 -	1:13.628	0.550	80.20	10:32:04.002
3 -	1:13.078 (1)		80.81	10:33:17.080
4 -	1:13.205 (2)	0.127	80.67	10:34:30.285
5 -	1:13.509	0.431	80.33	10:35:43.794
6 -	1:13.580	0.502	80.26	10:36:57.374
7 -	1:13.362 (3)	0.284	80.50	10:38:10.736
8 -	1:13.483	0.405	80.36	10:39:24.219
9 -	1:13.528	0.450	80.31	10:40:37.747

P19 26 Sam ATTARD				
LAP	LAP TIME	DIFF	MPH	TIME OF DAY
1 -	1:21.754	8.231	72.23	10:30:51.182
2 -	1:13.827	0.304	79.99	10:32:05.009
3 -	1:13.966	0.443	79.84	10:33:18.975
4 -	1:13.523 (1)		80.32	10:34:32.498
5 -	1:13.723 (2)	0.200	80.10	10:35:46.221
6 -	1:14.014	0.491	79.79	10:37:00.235
7 -	1:13.952	0.429	79.85	10:38:14.187
8 -	1:13.752 (3)	0.229	80.07	10:39:27.939
9 -	1:13.820	0.297	80.00	10:40:41.759

P20 5 Nick LE DOYEN (M)				
LAP	LAP TIME	DIFF	MPH	TIME OF DAY
1 -	1:21.486	8.204	72.47	10:30:50.914
2 -	1:13.827	0.545	79.99	10:32:04.741
3 -	1:13.909	0.627	79.90	10:33:18.650
4 -	1:13.282 (1)		80.58	10:34:31.932
5 -	1:14.406	1.124	79.37	10:35:46.338
6 -	1:15.108	1.826	78.62	10:37:01.446
7 -	1:13.589 (3)	0.307	80.25	10:38:15.035
8 -	1:13.507 (2)	0.225	80.34	10:39:28.542
9 -	1:13.903	0.621	79.91	10:40:42.445

Weather / Track : Bright / Dry

Silverstone National

Circuit Length = 1.6404 miles

Start: 10:29 Flag 10:40 End: 10:41

BRSCC Mazda MX-5 Championship

RACE 4 - LAP ANALYSIS - AMENDED

DIFF = Difference To Personal Best Lap

P21 73 Beau PARRY				
LAP	LAP TIME	DIFF	MPH	TIME OF DAY
1 -	1:22.505	9.002	71.57	10:30:51.933
2 -	1:14.904	1.401	78.84	10:32:06.837
3 -	1:14.581	1.078	79.18	10:33:21.418
4 -	1:14.034	0.531	79.76	10:34:35.452
5 -	1:13.572 (2)	0.069	80.27	10:35:49.024
6 -	1:14.003	0.500	79.80	10:37:03.027
7 -	1:13.891 (3)	0.388	79.92	10:38:16.918
8 -	1:13.503 (1)		80.34	10:39:30.421
9 -	1:14.110	0.607	79.68	10:40:44.531

P22 97 Kian DONALDSON				
LAP	LAP TIME	DIFF	MPH	TIME OF DAY
1 -	1:23.722	9.638	70.53	10:30:53.150
2 -	1:14.084 (1)		79.71	10:32:07.234
3 -	1:14.290 (3)	0.206	79.49	10:33:21.524
4 -	1:14.967	0.883	78.77	10:34:36.491
5 -	1:14.175 (2)	0.091	79.61	10:35:50.666
6 -	1:14.569	0.485	79.19	10:37:05.235
7 -	1:14.536	0.452	79.23	10:38:19.771
8 -	1:14.548	0.464	79.21	10:39:34.319
9 -	1:14.714	0.630	79.04	10:40:49.033

P23 230 Thomas HOLLAND				
LAP	LAP TIME	DIFF	MPH	TIME OF DAY
1 -	1:25.526	10.974	69.05	10:30:54.954
2 -	1:15.544	0.992	78.17	10:32:10.498
3 -	1:15.211	0.659	78.52	10:33:25.709
4 -	1:14.922	0.370	78.82	10:34:40.631
5 -	1:14.788	0.236	78.96	10:35:55.419
6 -	1:14.692 (2)	0.140	79.06	10:37:10.111
7 -	1:14.881	0.329	78.86	10:38:24.992
8 -	1:14.784 (3)	0.232	78.96	10:39:39.776
9 -	1:14.552 (1)		79.21	10:40:54.328

P24 44 George KING				
LAP	LAP TIME	DIFF	MPH	TIME OF DAY
1 -	1:25.257	10.862	69.26	10:30:54.685
2 -	1:16.114	1.719	77.58	10:32:10.799
3 -	1:16.332	1.937	77.36	10:33:27.131
4 -	1:14.879	0.484	78.86	10:34:42.010
5 -	1:14.504 (2)	0.109	79.26	10:35:56.514
6 -	1:14.829 (3)	0.434	78.92	10:37:11.343
7 -	1:14.969	0.574	78.77	10:38:26.312
8 -	1:14.395 (1)		79.38	10:39:40.707
9 -	1:15.499	1.104	78.22	10:40:56.206

P25 68 Ashley HEATH (M)				
LAP	LAP TIME	DIFF	MPH	TIME OF DAY
1 -	1:27.322	13.200	67.63	10:30:56.750
2 -	1:14.553 (2)	0.431	79.21	10:32:11.303
3 -	1:16.082	1.960	77.62	10:33:27.385
4 -	1:15.021	0.899	78.72	10:34:42.406
5 -	1:14.877	0.755	78.87	10:35:57.283
6 -	1:14.604 (3)	0.482	79.16	10:37:11.887
7 -	1:14.911	0.789	78.83	10:38:26.798
8 -	1:14.122 (1)		79.67	10:39:40.920
9 -	1:15.515	1.393	78.20	10:40:56.435

DIFF = Difference To Personal Best Lap

P26 78 Richard BARTLETT (M)				
LAP	LAP TIME	DIFF	MPH	TIME OF DAY
1 -	1:25.351	11.451	69.19	10:30:54.779
2 -	1:15.549	1.649	78.17	10:32:10.328
3 -	1:19.356	5.456	74.41	10:33:29.684
4 -	1:14.251 (2)	0.351	79.53	10:34:43.935
5 -	1:14.823	0.923	78.92	10:35:58.758
6 -	1:14.404	0.504	79.37	10:37:13.162
7 -	1:14.261 (3)	0.361	79.52	10:38:27.423
8 -	1:13.900 (1)		79.91	10:39:41.323
9 -	1:15.308	1.408	78.42	10:40:56.631

P27 53 Jonathan FIELDSEND (M)				
LAP	LAP TIME	DIFF	MPH	TIME OF DAY
1 -	1:26.327	11.368	68.40	10:30:55.755
2 -	1:16.707	1.748	76.98	10:32:12.462
3 -	1:15.594	0.635	78.12	10:33:28.056
4 -	1:14.959 (1)		78.78	10:34:43.015
5 -	1:15.828	0.869	77.88	10:35:58.843
6 -	1:16.138	1.179	77.56	10:37:14.981
7 -	1:15.343 (2)	0.384	78.38	10:38:30.324
8 -	1:15.582	0.623	78.13	10:39:45.906
9 -	1:15.488 (3)	0.529	78.23	10:41:01.394

P28 28 Chris WATTS				
LAP	LAP TIME	DIFF	MPH	TIME OF DAY
1 -	1:28.007	12.618	67.10	10:30:57.435
2 -	1:16.565	1.176	77.13	10:32:14.000
3 -	1:16.140	0.751	77.56	10:33:30.140
4 -	1:15.389 (1)		78.33	10:34:45.529
5 -	1:15.526 (2)	0.137	78.19	10:36:01.055
6 -	1:16.392	1.003	77.30	10:37:17.447
7 -	1:16.608	1.219	77.08	10:38:34.055
8 -	1:15.799	0.410	77.91	10:39:49.854
9 -	1:15.670 (3)	0.281	78.04	10:41:05.524

P29 75 Robert BOND				
LAP	LAP TIME	DIFF	MPH	TIME OF DAY
1 -	1:27.330	11.841	67.62	10:30:56.758
2 -	1:16.578	1.089	77.11	10:32:13.336
3 -	1:15.489 (1)		78.23	10:33:28.825
4 -	1:16.060	0.571	77.64	10:34:44.885
5 -	1:15.947 (3)	0.458	77.76	10:36:00.832
6 -	1:16.170	0.681	77.53	10:37:17.002
7 -	1:16.070	0.581	77.63	10:38:33.072
8 -	1:17.380	1.891	76.32	10:39:50.452
9 -	1:15.730 (2)	0.241	77.98	10:41:06.182

P30 38 Andrew DEAN				
LAP	LAP TIME	DIFF	MPH	TIME OF DAY
1 -	1:28.079	12.582	67.04	10:30:57.507
2 -	1:16.259	0.762	77.44	10:32:13.766
3 -	1:15.497 (1)		78.22	10:33:29.263
4 -	1:16.603	1.106	77.09	10:34:45.866
5 -	1:15.746 (2)	0.249	77.96	10:36:01.612
6 -	1:16.228	0.731	77.47	10:37:17.840
7 -	1:16.522	1.025	77.17	10:38:34.362
8 -	1:15.910 (3)	0.413	77.79	10:39:50.272
9 -	1:16.743	1.246	76.95	10:41:07.015

Weather / Track : Bright / Dry

Silverstone National
Circuit Length = 1.6404 miles
Start: 10:29 Flag 10:40 End: 10:41

BRSCC Mazda MX-5 Championship

RACE 4 - LAP ANALYSIS - AMENDED

DIFF = Difference To Personal Best Lap

P31 60 Oliver ATTARD				
LAP	LAP TIME	DIFF	MPH	TIME OF DAY
1 -	1:43.457	30.459	57.08	10:31:12.885
2 -	1:20.243	7.245	73.59	10:32:33.128
3 -	1:13.482	0.484	80.36	10:33:46.610
4 -	1:13.160 (2)	0.162	80.72	10:34:59.770
5 -	1:13.469	0.471	80.38	10:36:13.239
6 -	1:13.364 (3)	0.366	80.49	10:37:26.603
7 -	1:13.958	0.960	79.85	10:38:40.561
8 -	1:13.491	0.493	80.35	10:39:54.052
9 -	1:12.998 (1)		80.90	10:41:07.050

P32 66 David SCOLLER				
LAP	LAP TIME	DIFF	MPH	TIME OF DAY
1 -	1:34.612 (2)	6.262	62.41	10:31:04.040
2 -	1:28.350 (1)		66.84	10:32:32.390
3 -	1:43.127 P	14.777	57.26	10:34:15.517

BRSCC Mazda MX-5 Championship

RACE 4 - STATISTICS - AMENDED

Competitors Started 33
Planned Start 2020-09-13 @ 10:20:00.000
Actual Start 2020-09-13 @ 10:29:29.427
Finish Time 2020-09-13 @ 10:40:22.342
Track Length 1.6404mi.
Total Laps 282
Total Distance Covered 462.6106mi.

Session Fastest Lap History

NO	CL	NAME	LAP TIME	TIME OF DAY	LAP	VEHICLE
83		Brian TROTT (M)	1:15.296	10:30:44.718	1	Mazda MX-5 Mk1
83		Brian TROTT (M)	1:12.453	10:31:57.170	2	Mazda MX-5 Mk1
18		Will BLACKWELL-CHAMBERS	1:12.314	10:31:57.325	2	Mazda MX-5 Mk1
63		Oliver ALLWOOD	1:11.784	10:31:58.071	2	Mazda MX-5 Mk1
82		Michael KNIBBS	1:11.654	10:35:35.105	5	Mazda MX-5 Mk1
93		Jack BREWER	1:11.627	10:35:35.379	5	Mazda MX-5 Mk1

Session Leader History

NO	CL	NAME	FROM LAP	LAPS LED	DISTANCE	VEHICLE
83		Brian TROTT (M)	1	3	4.92 miles	Mazda MX-5 Mk1
263		Fraser FENWICK	4	2	3.28 miles	Mazda MX-5 Mk1
63		Oliver ALLWOOD	6	4	6.56 miles	Mazda MX-5 Mk1

Flag History

TYPE	TIME OF DAY
GREEN	10:29:29.427
FINISH	10:40:22.342

Flag Statistics

TYPE	COUNT	TOTAL LAPS	TOTAL TIME
Green	1	9	12:04.334
Red	0	0	0.000
Safety Car	0	0	0.000
FCY	0	0	0.000

Weather / Track : Bright / Dry

BRSCC Mazda MX-5 Championship
RACE 4 - STATISTICS - AMENDED

CLASS :

33 Starters

Fastest Lap History

NO	NAME	LAP TIME	TIME OF DAY	LAP	VEHICLE
83	Brian TROTT (M)	1:15.296	10:30:44.718	1	Mazda MX-5 Mk1
83	Brian TROTT (M)	1:12.453	10:31:57.170	2	Mazda MX-5 Mk1
18	Will BLACKWELL-CHAMBERS	1:12.314	10:31:57.325	2	Mazda MX-5 Mk1
63	Oliver ALLWOOD	1:11.784	10:31:58.071	2	Mazda MX-5 Mk1
82	Michael KNIBBS	1:11.654	10:35:35.105	5	Mazda MX-5 Mk1
93	Jack BREWER	1:11.627	10:35:35.379	5	Mazda MX-5 Mk1

Leader History

NO	NAME	FROM LAP	LAPS LED	DISTANCE	VEHICLE
83	Brian TROTT (M)	1	3	4.92 miles	Mazda MX-5 Mk1
263	Fraser FENWICK	4	2	3.28 miles	Mazda MX-5 Mk1
63	Oliver ALLWOOD	6	4	6.56 miles	Mazda MX-5 Mk1

Weather / Track : Bright / Dry

Results can be found at www.tsl-timing.com

Page 2 of 2

Silverstone National
Circuit Length = 1.6404 miles
Start: 10:29 Flag 10:40 End: 10:41

Printed - 12:46 Sunday, 13 September 2020

BRSCC Mazda MX-5 Championship
RACE 11 - CLASSIFICATION


POS	NO	CL	PIC NAME	ENTRY	LAPS	TIME	GAP	DIFF	MPH	BEST	ON
1	158		1 Mike COMBER	Mazda MX-5 Mk1	10	16:06.297			61.11	1:12.103	3
2	93		2 Jack BREWER	Mazda MX-5 Mk1	10	16:06.381	0.084	0.084	61.11	1:12.166	3
3	41		3 Joe WIGGIN	Mazda MX-5 Mk1	10	16:06.468	0.171	0.087	61.10	1:11.915	10
4	81		4 Sebastian FISHER	Mazda MX-5 Mk1	10	16:06.997	0.700	0.529	61.07	1:12.103	10
5	63		5 Oliver ALLWOOD	Mazda MX-5 Mk1	10	16:07.383	1.086	0.386	61.04	1:12.154	10
6	72		6 Matt LUFF	Mazda MX-5 Mk1	10	16:07.652	1.355	0.269	61.03	1:12.250	3
7	77		7 Steve FODEN	Mazda MX-5 Mk1	10	16:07.869	1.572	0.217	61.01	1:11.896	10
8	29		8 Adam CRAIG	Mazda MX-5 Mk1	10	16:08.028	1.731	0.159	61.00	1:12.498	3
9	24		9 Oliver GRAHAM	Mazda MX-5 Mk1	10	16:08.087	1.790	0.059	61.00	1:12.320	10
10	22		10 Owen MILLS	Mazda MX-5 Mk1	10	16:08.453	2.156	0.366	60.98	1:12.173	3
11	95		11 Ian BLAKE	Mazda MX-5 Mk1	10	16:09.044	2.747	0.591	60.94	1:12.359	10
12	4		12 Paul BATEMAN (M)	Mazda MX-5 Mk1	10	16:09.510	3.213	0.466	60.91	1:12.418	10
13	195		13 Ben OHARE	Mazda MX-5 Mk1	10	16:11.291	4.994	1.781	60.80	1:12.903	9
14	60		14 Oliver ATTARD	Mazda MX-5 Mk1	10	16:11.579	5.282	0.288	60.78	1:12.952	10
15	37		15 Tim DORE (M)	Mazda MX-5 Mk1	10	16:11.898	5.601	0.319	60.76	1:12.790	9
16	144		16 Bill TAYLOR	Mazda MX-5 Mk1	10	16:11.983	5.686	0.085	60.75	1:12.459	3
17	27		17 Luke PULLEN	Mazda MX-5 Mk1	10	16:12.756	6.459	0.773	60.71	1:13.019	10
18	65		18 Matthew ALLEN	Mazda MX-5 Mk1	10	16:14.634	8.337	1.878	60.59	1:13.735	3
19	5		19 Nick LE DOYEN (M)	Mazda MX-5 Mk1	10	16:15.589	9.292	0.955	60.53	1:13.648	2
20	31		20 Bryn GRIFFITHS (M)	Mazda MX-5 Mk1	10	16:16.274	9.977	0.685	60.49	1:14.354	10
21	73		21 Beau PARRY	Mazda MX-5 Mk1	10	16:16.639	10.342	0.365	60.46	1:14.631	9
22	97		22 Kian DONALDSON	Mazda MX-5 Mk1	10	16:16.883	10.586	0.244	60.45	1:13.939	10
23	264		23 William BREAME	Mazda MX-5 Mk1	10	16:16.976	10.679	0.093	60.44	1:14.079	10
24	230		24 Thomas HOLLAND	Mazda MX-5 Mk1	10	16:17.714	11.417	0.738	60.40	1:14.574	9
25	67		25 Clive CHISNALL (M)	Mazda MX-5 Mk1	10	16:17.908	11.611	0.194	60.39	1:13.686	9
26	45		26 Graham RUMSEY (M)	Mazda MX-5 Mk1	10	16:18.309	12.012	0.401	60.36	1:14.660	9
27	44		27 George KING	Mazda MX-5 Mk1	10	16:21.650	15.353	3.341	60.16	1:14.735	9
28	30		28 Marco ATTARD	Mazda MX-5 Mk1	10	16:21.918	15.621	0.268	60.14	1:14.665	9
29	87	INV	1 Oli WALDEN	Mazda MX-5 Mk1	10	16:22.407	16.110	0.489	60.11	1:14.475	3
30	21		29 Chris MOLLOY	Mazda MX-5 Mk1	10	16:22.969	16.672	0.562	60.07	1:14.343	2
31	50		30 Tim STORER	Mazda MX-5 Mk1	10	16:24.173	17.876	1.204	60.00	1:15.003	10
32	38		31 Andrew DEAN	Mazda MX-5 Mk1	10	16:25.225	18.928	1.052	59.94	1:15.039	3
33	69		32 George GRANT (M)	Mazda MX-5 Mk1	10	16:28.700	22.403	3.475	59.73	1:13.787	2
34	9	INV	2 Geena WATKINSON	Mazda MX-5	10	16:37.465	31.168	8.765	59.20	1:20.859	10
35	66		33 David SCOULLER	Mazda MX-5 Mk1	10	16:40.223	33.926	2.758	59.04	1:19.866	10

NOT CLASSIFIED

<i>DNF</i>	25		Stephen NEW	Mazda MX-5 Mk1	3	3:55.312	7 Laps	7 Laps	75.29	1:15.237	2
<i>DNF</i>	28		Kevin PEMBERTON	Mazda Mx-5 Mk1	3	3:58.980	7 Laps	3.668	74.13	1:16.143	3

FASTEST LAP

	77		Steve FODEN	Mazda MX-5 Mk1	10	1:11.896		82.14 mph		132.19 kph	
	87	INV	Oli WALDEN	Mazda MX-5 Mk1	3	1:14.475		79.29 mph		127.61 kph	

Weather / Track : Sunny / Dry
These results are provisional until the conclusion of any judicial and technical matters.

Silverstone National

Circuit Length = 1.6404 miles

Start: 14:49 Flag 15:05 End: 15:07

Clerk Of Course : Paul Levitt	Steward :	Timekeeper : Peter Knight
-------------------------------	-----------	---------------------------

BRSCC Mazda MX-5 Championship

RACE 11 - LAP CHART

LAP 1 @ 14:51:03.191			LAP 2 @ 14:52:15.838			LAP 3 @ 14:53:28.183			LAP 4 @ 14:54:43.418			LAP 5 @ 14:56:44.629		
NO	BEHIND	LAP TIME	NO	BEHIND	LAP TIME	NO	BEHIND	LAP TIME	NO	BEHIND	LAP TIME	NO	BEHIND	LAP TIME
158		1:16.029	41		1:12.300	158		1:12.103	93		1:14.961	93		2:01.211
81	0.007	1:16.036	158	0.242	1:12.889	41	0.098	1:12.443	158	0.314	1:15.549	158	0.747	2:01.644
41	0.347	1:16.376	93	0.453	1:12.499	93	0.274	1:12.166	41	0.766	1:15.903	41	1.342	2:01.787
93	0.601	1:16.630	81	0.610	1:13.250	81	0.434	1:12.169	72	0.980	1:15.367	72	2.112	2:02.343
63	0.829	1:16.858	63	0.854	1:12.672	72	0.848	1:12.250	81	1.176	1:15.977	81	2.646	2:02.681
72	0.865	1:16.894	72	0.943	1:12.725	63	0.957	1:12.448	63	1.607	1:15.885	63	3.155	2:02.759
4	1.201	1:17.230	77	1.464	1:12.767	29	1.710	1:12.498	29	2.062	1:15.587	29	3.619	2:02.768
77	1.344	1:17.373	4	1.494	1:12.940	77	1.782	1:12.663	24	2.391	1:15.613	24	4.788	2:03.608
24	1.377	1:17.406	29	1.557	1:12.696	24	2.013	1:12.576	77	2.997	1:16.450	77	5.354	2:03.568
29	1.508	1:17.537	24	1.782	1:13.052	22	2.223	1:12.173	22	3.477	1:16.489	22	5.730	2:03.464
195	2.258	1:18.287	22	2.395	1:12.604	4	2.633	1:13.484	95	3.836	1:16.083	95	6.394	2:03.769
22	2.438	1:18.467	195	2.794	1:13.183	95	2.988	1:12.458	4	4.309	1:16.911	4	6.896	2:03.798
95	2.969	1:18.998	95	2.875	1:12.553	195	3.434	1:12.985	195	4.683	1:16.484	195	7.286	2:03.814
37	3.114	1:19.143	37	3.412	1:12.945	37	4.234	1:13.167	144	5.430	1:16.323	144	7.946	2:03.727
144	3.431	1:19.460	144	4.228	1:13.444	144	4.342	1:12.459	37	5.986	1:16.987	37	8.532	2:03.757
60	3.800	1:19.829	27	4.997	1:13.742	60	6.404	1:13.689	60	6.958	1:15.789	60	9.412	2:03.665
27	3.902	1:19.931	60	5.060	1:13.907	27	6.793	1:14.141	27	8.272	1:16.714	27	10.340	2:03.279
5	4.303	1:20.332	5	5.304	1:13.648	5	7.173	1:14.214	5	8.758	1:16.820	5	11.266	2:03.719
69	5.313	1:21.342	69	6.453	1:13.787	65	8.835	1:13.735	65	9.550	1:15.950	65	11.980	2:03.641
264	5.470	1:21.499	65	7.445	1:14.259	31	10.717	1:14.653	31	11.725	1:16.243	31	12.806	2:02.292
65	5.833	1:21.862	31	8.409	1:14.684	264	10.860	1:14.612	73	12.115	1:15.661	73	13.375	2:02.471
31	6.372	1:22.401	264	8.593	1:15.770	73	11.689	1:15.260	264	12.954	1:17.329	264	13.958	2:02.215
73	6.512	1:22.541	73	8.774	1:14.909	21	12.275	1:15.561	97	13.403	1:16.006	97	14.458	2:02.266
21	7.363	1:23.392	21	9.059	1:14.343	97	12.632	1:15.584	230	14.407	1:15.998	230	15.146	2:01.950
97	7.545	1:23.574	97	9.393	1:14.495	69	13.435	1:19.327 P	45	15.327	1:16.297	45	16.253	2:02.137
50	8.100	1:24.129	50	10.593	1:15.140	230	13.644	1:15.028	67	16.635	1:16.971	67	17.192	2:01.768
30	8.545	1:24.574	230	10.961	1:14.930	45	14.265	1:14.802	87	16.981	1:17.740	87	18.372	2:02.602
25	8.639	1:24.668	25	11.229	1:15.237	25	14.291	1:15.407	44	20.584	1:19.827	44	19.587	2:00.214
230	8.678	1:24.707	45	11.808	1:15.577	87	14.476	1:14.475	30	20.902	1:20.107	30	20.985	2:01.294
45	8.878	1:24.907	30	12.125	1:16.227	50	14.712	1:16.464	38	22.296	1:21.054	38	21.817	2:00.732
87	9.471	1:25.500	87	12.346	1:15.522	67	14.899	1:14.793	50	22.647	1:23.170	50	22.803	2:01.367
44	9.990	1:26.019	67	12.451	1:14.941	44	15.992	1:15.521	21	28.929	1:31.889	21	24.184	1:56.466
67	10.157	1:26.186	44	12.816	1:15.473	30	16.030	1:16.250	9	52.798	1:30.094	9	27.903	1:36.316
38	10.190	1:26.219	38	13.783	1:16.240	38	16.477	1:15.039	66	56.599	1:30.936	66	28.982	1:33.594
28	10.620	1:26.649	28	14.161	1:16.188	28	17.959	1:16.143	69	1:08.474	2:10.274	69	29.522	1:22.259
9	17.734	1:33.763	9	27.945	1:22.858	9	37.939	1:22.339						
66	19.633	1:35.662	66	31.073	1:24.087	66	40.898	1:22.170						

Weather / Track : Sunny / Dry

BRSCC Mazda MX-5 Championship

RACE 11 - LAP CHART

LAP 6 @ 14:59:09.364			LAP 7 @ 15:01:34.868			LAP 8 @ 15:03:27.917			LAP 9 @ 15:04:40.686			LAP 10 @ 15:05:53.459		
NO	BEHIND	LAP TIME	NO	BEHIND	LAP TIME	NO	BEHIND	LAP TIME	NO	BEHIND	LAP TIME	NO	BEHIND	LAP TIME
93		2:24.735	93		2:25.504	93		1:53.049	93		1:12.769	158		1:12.556
158	0.538	2:24.526	158	1.088	2:26.054	158	0.214	1:52.175	158	0.217	1:12.772	93	0.084	1:12.857
41	1.334	2:24.727	41	2.485	2:26.655	72	1.410	1:50.780	72	0.896	1:12.255	41	0.171	1:11.915
72	2.333	2:24.956	72	3.679	2:26.850	41	1.519	1:52.083	41	1.029	1:12.279	81	0.700	1:12.103
81	2.971	2:25.060	81	4.285	2:26.818	81	1.657	1:50.421	81	1.370	1:12.482	63	1.086	1:12.154
63	3.506	2:25.086	63	4.971	2:26.969	63	1.743	1:49.821	63	1.705	1:12.731	72	1.355	1:13.232
29	4.170	2:25.286	29	5.631	2:26.965	29	2.005	1:49.423	29	1.941	1:12.705	77	1.572	1:11.896
24	5.203	2:25.150	24	6.541	2:26.842	24	2.180	1:48.688	24	2.243	1:12.832	29	1.731	1:12.563
77	5.812	2:25.193	77	7.178	2:26.870	77	2.587	1:48.458	77	2.449	1:12.631	24	1.790	1:12.320
22	6.334	2:25.339	22	7.767	2:26.937	22	3.039	1:48.321	22	2.756	1:12.486	22	2.156	1:12.173
95	7.069	2:25.410	95	8.533	2:26.968	95	3.189	1:47.705	95	3.161	1:12.741	95	2.747	1:12.359
4	7.621	2:25.460	4	9.118	2:27.001	4	3.570	1:47.501	4	3.568	1:12.767	4	3.213	1:12.418
195	7.905	2:25.354	195	9.547	2:27.146	195	3.863	1:47.365	195	3.997	1:12.903	195	4.994	1:13.770
144	9.009	2:25.798	144	10.661	2:27.156	144	4.087	1:46.475	144	4.060	1:12.742	60	5.282	1:12.952
37	9.628	2:25.831	37	11.316	2:27.192	37	4.617	1:46.350	37	4.638	1:12.790	37	5.601	1:13.736
60	10.538	2:25.861	60	12.219	2:27.185	60	4.828	1:45.658	60	5.103	1:13.044	144	5.686	1:14.399
27	11.366	2:25.761	27	13.344	2:27.482	27	5.437	1:45.142	27	6.213	1:13.545	27	6.459	1:13.019
5	12.418	2:25.887	5	14.233	2:27.319	5	5.800	1:44.616	5	7.144	1:14.113	65	8.337	1:13.897
65	13.150	2:25.905	65	15.005	2:27.359	65	5.888	1:43.932	65	7.213	1:14.094	5	9.292	1:14.921
31	14.235	2:26.164	31	15.774	2:27.043	73	6.126	1:42.839	73	7.988	1:14.631	31	9.977	1:14.354
73	14.817	2:26.177	73	16.336	2:27.023	31	6.342	1:43.617	31	8.396	1:14.823	73	10.342	1:15.127
264	15.742	2:26.519	264	17.182	2:26.944	264	6.538	1:42.405	264	9.373	1:15.604	97	10.586	1:13.939
97	16.190	2:26.467	97	17.745	2:27.059	97	7.297	1:42.601	97	9.420	1:14.892	264	10.679	1:14.079
230	16.836	2:26.425	230	18.180	2:26.848	230	7.760	1:42.629	230	9.565	1:14.574	230	11.417	1:14.625
45	17.892	2:26.374	45	19.212	2:26.824	45	7.953	1:41.790	45	9.844	1:14.660	67	11.611	1:14.212
67	18.690	2:26.233	67	20.071	2:26.885	67	9.255	1:42.233	67	10.172	1:13.686	45	12.012	1:14.941
87	19.708	2:26.071	87	21.748	2:27.544	87	10.033	1:41.334	44	12.743	1:14.735	44	15.353	1:15.383
44	20.691	2:25.839	44	22.650	2:27.463	44	10.777	1:41.176	87	12.811	1:15.547	30	15.621	1:15.551
30	21.959	2:25.709	30	23.693	2:27.238	30	10.947	1:40.303	30	12.843	1:14.665	87	16.110	1:16.072
38	22.728	2:25.646	38	24.596	2:27.372	38	11.678	1:40.131	21	15.084	1:15.476	21	16.672	1:14.361
50	23.781	2:25.713	50	25.563	2:27.286	50	11.966	1:39.452	50	15.646	1:16.449	50	17.876	1:15.003
21	25.019	2:25.570	21	27.265	2:27.750	21	12.377	1:38.161	38	16.163	1:17.254	38	18.928	1:15.538
9	26.316	2:23.148	9	29.306	2:28.494	9	14.596	1:38.339	69	20.715	1:15.605	69	22.403	1:14.461
66	27.330	2:23.083	66	30.230	2:28.404	66	17.504	1:40.323	9	23.082	1:21.255	9	31.168	1:20.859
69	27.952	2:23.165	69	30.843	2:28.395	69	17.879	1:40.085	66	26.833	1:22.098	66	33.926	1:19.866
999	5 Laps	2:25.297	999	5 Laps	1:53.519 P									

Weather / Track : Sunny / Dry

Silverstone National

Circuit Length = 1.6404 miles

Start: 14:49 Flag 15:05 End: 15:07

BRSCC Mazda MX-5 Championship

RACE 11 - LAP ANALYSIS

DIFF = Difference To Personal Best Lap

P1 158 Mike COMBER				
LAP	LAP TIME	DIFF	MPH	TIME OF DAY
1 -	1:16.029	3.926	77.67	14:51:03.191
2 -	1:12.889	0.786	81.02	14:52:16.080
3 -	1:12.103 (1)		81.90	14:53:28.183
4 -	1:15.549	3.446	78.17	14:54:43.732
5 -	2:01.644	49.541	48.54	14:56:45.376
6 -	2:24.526	1:12.423	40.86	14:59:09.902
7 -	2:26.054	1:13.951	40.43	15:01:35.956
8 -	1:52.175	40.072	52.64	15:03:28.131
9 -	1:12.772 (3)	0.669	81.15	15:04:40.903
10 -	1:12.556 (2)	0.453	81.39	15:05:53.459

P2 93 Jack BREWER				
LAP	LAP TIME	DIFF	MPH	TIME OF DAY
1 -	1:16.630	4.464	77.06	14:51:03.792
2 -	1:12.499 (2)	0.333	81.45	14:52:16.291
3 -	1:12.166 (1)		81.83	14:53:28.457
4 -	1:14.961	2.795	78.78	14:54:43.418
5 -	2:01.211	49.045	48.72	14:56:44.629
6 -	2:24.735	1:12.569	40.80	14:59:09.364
7 -	2:25.504	1:13.338	40.58	15:01:34.868
8 -	1:53.049	40.883	52.23	15:03:27.917
9 -	1:12.769 (3)	0.603	81.15	15:04:40.686
10 -	1:12.857	0.691	81.05	15:05:53.543

P3 41 Joe WIGGIN				
LAP	LAP TIME	DIFF	MPH	TIME OF DAY
1 -	1:16.376	4.461	77.32	14:51:03.538
2 -	1:12.300 (3)	0.385	81.68	14:52:15.838
3 -	1:12.443	0.528	81.52	14:53:28.281
4 -	1:15.903	3.988	77.80	14:54:44.184
5 -	2:01.787	49.872	48.49	14:56:45.971
6 -	2:24.727	1:12.812	40.80	14:59:10.698
7 -	2:26.655	1:14.740	40.26	15:01:37.353
8 -	1:52.083	40.168	52.69	15:03:29.436
9 -	1:12.279 (2)	0.364	81.70	15:04:41.715
10 -	1:11.915 (1)		82.12	15:05:53.630

P4 81 Sebastian FISHER				
LAP	LAP TIME	DIFF	MPH	TIME OF DAY
1 -	1:16.036	3.933	77.66	14:51:03.198
2 -	1:13.250	1.147	80.62	14:52:16.448
3 -	1:12.169 (2)	0.066	81.83	14:53:28.617
4 -	1:15.977	3.874	77.72	14:54:44.594
5 -	2:02.681	50.578	48.13	14:56:47.275
6 -	2:25.060	1:12.957	40.71	14:59:12.335
7 -	2:26.818	1:14.715	40.22	15:01:39.153
8 -	1:50.421	38.318	53.48	15:03:29.574
9 -	1:12.482 (3)	0.379	81.47	15:04:42.056
10 -	1:12.103 (1)		81.90	15:05:54.159

P5 63 Oliver ALLWOOD				
LAP	LAP TIME	DIFF	MPH	TIME OF DAY
1 -	1:16.858	4.704	76.83	14:51:04.020
2 -	1:12.672 (3)	0.518	81.26	14:52:16.692
3 -	1:12.448 (2)	0.294	81.51	14:53:29.140
4 -	1:15.885	3.731	77.82	14:54:45.025
5 -	2:02.759	50.605	48.10	14:56:47.784
6 -	2:25.086	1:12.932	40.70	14:59:12.870

DIFF = Difference To Personal Best Lap

7 -	2:26.969	1:14.815	40.18	15:01:39.839
8 -	1:49.821	37.667	53.77	15:03:29.660
9 -	1:12.731	0.577	81.19	15:04:42.391
10 -	1:12.154 (1)		81.84	15:05:54.545

P6 72 Matt LUFF				
LAP	LAP TIME	DIFF	MPH	TIME OF DAY
1 -	1:16.894	4.644	76.80	14:51:04.056
2 -	1:12.725 (3)	0.475	81.20	14:52:16.781
3 -	1:12.250 (1)		81.73	14:53:29.031
4 -	1:15.367	3.117	78.35	14:54:44.398
5 -	2:02.343	50.093	48.27	14:56:46.741
6 -	2:24.956	1:12.706	40.74	14:59:11.697
7 -	2:26.850	1:14.600	40.21	15:01:38.547
8 -	1:50.780	38.530	53.30	15:03:29.327
9 -	1:12.255 (2)	0.005	81.73	15:04:41.582
10 -	1:13.232	0.982	80.64	15:05:54.814

P7 77 Steve FODEN				
LAP	LAP TIME	DIFF	MPH	TIME OF DAY
1 -	1:17.373	5.477	76.32	14:51:04.535
2 -	1:12.767	0.871	81.15	14:52:17.302
3 -	1:12.663 (3)	0.767	81.27	14:53:29.965
4 -	1:16.450	4.554	77.24	14:54:46.415
5 -	2:03.568	51.672	47.79	14:56:49.983
6 -	2:25.193	1:13.297	40.67	14:59:15.176
7 -	2:26.870	1:14.974	40.21	15:01:42.046
8 -	1:48.458	36.562	54.45	15:03:30.504
9 -	1:12.631 (2)	0.735	81.31	15:04:43.135
10 -	1:11.896 (1)		82.14	15:05:55.031

P8 29 Adam CRAIG				
LAP	LAP TIME	DIFF	MPH	TIME OF DAY
1 -	1:17.537	5.039	76.16	14:51:04.699
2 -	1:12.696 (3)	0.198	81.23	14:52:17.395
3 -	1:12.498 (1)		81.45	14:53:29.893
4 -	1:15.587	3.089	78.13	14:54:45.480
5 -	2:02.768	50.270	48.10	14:56:48.248
6 -	2:25.286	1:12.788	40.64	14:59:13.534
7 -	2:26.965	1:14.467	40.18	15:01:40.499
8 -	1:49.423	36.925	53.97	15:03:29.922
9 -	1:12.705	0.207	81.22	15:04:42.627
10 -	1:12.563 (2)	0.065	81.38	15:05:55.190

P9 24 Oliver GRAHAM				
LAP	LAP TIME	DIFF	MPH	TIME OF DAY
1 -	1:17.406	5.086	76.29	14:51:04.568
2 -	1:13.052	0.732	80.84	14:52:17.620
3 -	1:12.576 (2)	0.256	81.37	14:53:30.196
4 -	1:15.613	3.293	78.10	14:54:45.809
5 -	2:03.608	51.288	47.77	14:56:49.417
6 -	2:25.150	1:12.830	40.68	14:59:14.567
7 -	2:26.842	1:14.522	40.21	15:01:41.409
8 -	1:48.688	36.368	54.33	15:03:30.097
9 -	1:12.832 (3)	0.512	81.08	15:04:42.929
10 -	1:12.320 (1)		81.66	15:05:55.249

P10 22 Owen MILLS				
LAP	LAP TIME	DIFF	MPH	TIME OF DAY
1 -	1:18.467	6.294	75.26	14:51:05.629

Silverstone National

Circuit Length = 1.6404 miles

Start: 14:49 Flag 15:05 End: 15:07

Weather / Track : Sunny / Dry

BRSCC Mazda MX-5 Championship

RACE 11 - LAP ANALYSIS

DIFF = Difference To Personal Best Lap

2 -	1:12.604	0.431	81.34	14:52:18.233
3 -	1:12.173 (1)		81.82	14:53:30.406
4 -	1:16.489	4.316	77.20	14:54:46.895
5 -	2:03.464	51.291	47.83	14:56:50.359
6 -	2:25.339	1:13.166	40.63	14:59:15.698
7 -	2:26.937	1:14.764	40.19	15:01:42.635
8 -	1:48.321	36.148	54.52	15:03:30.956
9 -	1:12.486 (3)	0.313	81.47	15:04:43.442
10 -	1:12.173 (1)		81.82	15:05:55.615

P11 95 Ian BLAKE

LAP	LAP TIME	DIFF	MPH	TIME OF DAY
1 -	1:18.998	6.639	74.75	14:51:06.160
2 -	1:12.553 (3)	0.194	81.39	14:52:18.713
3 -	1:12.458 (2)	0.099	81.50	14:53:31.171
4 -	1:16.083	3.724	77.62	14:54:47.254
5 -	2:03.769	51.410	47.71	14:56:51.023
6 -	2:25.410	1:13.051	40.61	14:59:16.433
7 -	2:26.968	1:14.609	40.18	15:01:43.401
8 -	1:47.705	35.346	54.83	15:03:31.106
9 -	1:12.741	0.382	81.18	15:04:43.847
10 -	1:12.359 (1)		81.61	15:05:56.206

P12 4 Paul BATEMAN (M)

LAP	LAP TIME	DIFF	MPH	TIME OF DAY
1 -	1:17.230	4.812	76.46	14:51:04.392
2 -	1:12.940 (3)	0.522	80.96	14:52:17.332
3 -	1:13.484	1.066	80.36	14:53:30.816
4 -	1:16.911	4.493	76.78	14:54:47.727
5 -	2:03.798	51.380	47.70	14:56:51.525
6 -	2:25.460	1:13.042	40.59	14:59:16.985
7 -	2:27.001	1:14.583	40.17	15:01:43.986
8 -	1:47.501	35.083	54.93	15:03:31.487
9 -	1:12.767 (2)	0.349	81.15	15:04:44.254
10 -	1:12.418 (1)		81.54	15:05:56.672

P13 195 Ben OHARE

LAP	LAP TIME	DIFF	MPH	TIME OF DAY
1 -	1:18.287	5.384	75.43	14:51:05.449
2 -	1:13.183 (3)	0.280	80.69	14:52:18.632
3 -	1:12.985 (2)	0.082	80.91	14:53:31.617
4 -	1:16.484	3.581	77.21	14:54:48.101
5 -	2:03.814	50.911	47.69	14:56:51.915
6 -	2:25.354	1:12.451	40.62	14:59:17.269
7 -	2:27.146	1:14.243	40.13	15:01:44.415
8 -	1:47.365	34.462	55.00	15:03:31.780
9 -	1:12.903 (1)		81.00	15:04:44.683
10 -	1:13.770	0.867	80.05	15:05:58.453

P14 60 Oliver ATTARD

LAP	LAP TIME	DIFF	MPH	TIME OF DAY
1 -	1:19.829	6.877	73.97	14:51:06.991
2 -	1:13.907	0.955	79.90	14:52:20.898
3 -	1:13.689 (3)	0.737	80.14	14:53:34.587
4 -	1:15.789	2.837	77.92	14:54:50.376
5 -	2:03.665	50.713	47.75	14:56:54.041
6 -	2:25.861	1:12.909	40.48	14:59:19.902
7 -	2:27.185	1:14.233	40.12	15:01:47.087
8 -	1:45.658	32.706	55.89	15:03:32.745
9 -	1:13.044 (2)	0.092	80.85	15:04:45.789
10 -	1:12.952 (1)		80.95	15:05:58.741

DIFF = Difference To Personal Best Lap

P15 37 Tim DORE (M)

LAP	LAP TIME	DIFF	MPH	TIME OF DAY
1 -	1:19.143	6.353	74.62	14:51:06.305
2 -	1:12.945 (2)	0.155	80.96	14:52:19.250
3 -	1:13.167 (3)	0.377	80.71	14:53:32.417
4 -	1:16.987	4.197	76.70	14:54:49.404
5 -	2:03.757	50.967	47.71	14:56:53.161
6 -	2:25.831	1:13.041	40.49	14:59:18.992
7 -	2:27.192	1:14.402	40.12	15:01:46.184
8 -	1:46.350	33.560	55.53	15:03:32.534
9 -	1:12.790 (1)		81.13	15:04:45.324
10 -	1:13.736	0.946	80.09	15:05:59.060

P16 144 Bill TAYLOR

LAP	LAP TIME	DIFF	MPH	TIME OF DAY
1 -	1:19.460	7.001	74.32	14:51:06.622
2 -	1:13.444 (3)	0.985	80.41	14:52:20.066
3 -	1:12.459 (1)		81.50	14:53:32.525
4 -	1:16.323	3.864	77.37	14:54:48.848
5 -	2:03.727	51.268	47.73	14:56:52.575
6 -	2:25.798	1:13.339	40.50	14:59:18.373
7 -	2:27.156	1:14.697	40.13	15:01:45.529
8 -	1:46.475	34.016	55.46	15:03:32.004
9 -	1:12.742 (2)	0.283	81.18	15:04:44.746
10 -	1:14.399	1.940	79.37	15:05:59.145

P17 27 Luke PULLEN

LAP	LAP TIME	DIFF	MPH	TIME OF DAY
1 -	1:19.931	6.912	73.88	14:51:07.093
2 -	1:13.742 (3)	0.723	80.08	14:52:20.835
3 -	1:14.141	1.122	79.65	14:53:34.976
4 -	1:16.714	3.695	76.98	14:54:51.690
5 -	2:03.279	50.260	47.90	14:56:54.969
6 -	2:25.761	1:12.742	40.51	14:59:20.730
7 -	2:27.482	1:14.463	40.04	15:01:48.212
8 -	1:45.142	32.123	56.16	15:03:33.354
9 -	1:13.545 (2)	0.526	80.30	15:04:46.899
10 -	1:13.019 (1)		80.87	15:05:59.918

P18 65 Matthew ALLEN

LAP	LAP TIME	DIFF	MPH	TIME OF DAY
1 -	1:21.862	8.127	72.14	14:51:09.024
2 -	1:14.259	0.524	79.52	14:52:23.283
3 -	1:13.735 (1)		80.09	14:53:37.018
4 -	1:15.950	2.215	77.75	14:54:52.968
5 -	2:03.641	49.906	47.76	14:56:56.609
6 -	2:25.905	1:12.170	40.47	14:59:22.514
7 -	2:27.359	1:13.624	40.07	15:01:49.873
8 -	1:43.932	30.197	56.82	15:03:33.805
9 -	1:14.094 (3)	0.359	79.70	15:04:47.899
10 -	1:13.897 (2)	0.162	79.91	15:06:01.796

P19 5 Nick LE DOYEN (M)

LAP	LAP TIME	DIFF	MPH	TIME OF DAY
1 -	1:20.332	6.684	73.51	14:51:07.494
2 -	1:13.648 (1)		80.18	14:52:21.142
3 -	1:14.214 (3)	0.566	79.57	14:53:35.356
4 -	1:16.820	3.172	76.87	14:54:52.176
5 -	2:03.719	50.071	47.73	14:56:55.895

Silverstone National

Circuit Length = 1.6404 miles

Start: 14:49 Flag 15:05 End: 15:07

Weather / Track : Sunny / Dry

BRSCC Mazda MX-5 Championship

RACE 11 - LAP ANALYSIS

DIFF = Difference To Personal Best Lap

6 -	2:25.887	1:12.239	40.48	14:59:21.782
7 -	2:27.319	1:13.671	40.08	15:01:49.101
8 -	1:44.616	30.968	56.45	15:03:33.717
9 -	1:14.113 (2)	0.465	79.68	15:04:47.830
10 -	1:14.921	1.273	78.82	15:06:02.751

P20 31 Bryn GRIFFITHS (M)

LAP	LAP TIME	DIFF	MPH	TIME OF DAY
1 -	1:22.401	8.047	71.66	14:51:09.563
2 -	1:14.684 (3)	0.330	79.07	14:52:24.247
3 -	1:14.653 (2)	0.299	79.10	14:53:38.900
4 -	1:16.243	1.889	77.45	14:54:55.143
5 -	2:02.292	47.938	48.29	14:56:57.435
6 -	2:26.164	1:11.810	40.40	14:59:23.599
7 -	2:27.043	1:12.689	40.16	15:01:50.642
8 -	1:43.617	29.263	56.99	15:03:34.259
9 -	1:14.823	0.469	78.92	15:04:49.082
10 -	1:14.354 (1)		79.42	15:06:03.436

P21 73 Beau PARRY

LAP	LAP TIME	DIFF	MPH	TIME OF DAY
1 -	1:22.541	7.910	71.54	14:51:09.703
2 -	1:14.909 (2)	0.278	78.83	14:52:24.612
3 -	1:15.260	0.629	78.47	14:53:39.872
4 -	1:15.661	1.030	78.05	14:54:55.533
5 -	2:02.471	47.840	48.22	14:56:58.004
6 -	2:26.177	1:11.546	40.40	14:59:24.181
7 -	2:27.023	1:12.392	40.16	15:01:51.204
8 -	1:42.839	28.208	57.42	15:03:34.043
9 -	1:14.631 (1)		79.13	15:04:48.674
10 -	1:15.127 (3)	0.496	78.60	15:06:03.801

P22 97 Kian DONALDSON

LAP	LAP TIME	DIFF	MPH	TIME OF DAY
1 -	1:23.574	9.635	70.66	14:51:10.736
2 -	1:14.495 (2)	0.556	79.27	14:52:25.231
3 -	1:15.584	1.645	78.13	14:53:40.815
4 -	1:16.006	2.067	77.70	14:54:56.821
5 -	2:02.266	48.327	48.30	14:56:59.087
6 -	2:26.467	1:12.528	40.32	14:59:25.554
7 -	2:27.059	1:13.120	40.15	15:01:52.613
8 -	1:42.601	28.662	57.55	15:03:35.214
9 -	1:14.892 (3)	0.953	78.85	15:04:50.106
10 -	1:13.939 (1)		79.87	15:06:04.045

P23 264 William BREAME

LAP	LAP TIME	DIFF	MPH	TIME OF DAY
1 -	1:21.499	7.420	72.46	14:51:08.661
2 -	1:15.770	1.691	77.94	14:52:24.431
3 -	1:14.612 (2)	0.533	79.15	14:53:39.043
4 -	1:17.329	3.250	76.37	14:54:56.372
5 -	2:02.215	48.136	48.32	14:56:58.587
6 -	2:26.519	1:12.440	40.30	14:59:25.106
7 -	2:26.944	1:12.865	40.18	15:01:52.050
8 -	1:42.405	28.326	57.66	15:03:34.455
9 -	1:15.604 (3)	1.525	78.11	15:04:50.059
10 -	1:14.079 (1)		79.72	15:06:04.138

DIFF = Difference To Personal Best Lap

LAP	LAP TIME	DIFF	MPH	TIME OF DAY
1 -	1:24.707	10.133	69.71	14:51:11.869
2 -	1:14.930 (3)	0.356	78.81	14:52:26.799
3 -	1:15.028	0.454	78.71	14:53:41.827
4 -	1:15.998	1.424	77.70	14:54:57.825
5 -	2:01.950	47.376	48.42	14:56:59.775
6 -	2:26.425	1:11.851	40.33	14:59:26.200
7 -	2:26.848	1:12.274	40.21	15:01:53.048
8 -	1:42.629	28.055	57.54	15:03:35.677
9 -	1:14.574 (1)		79.19	15:04:50.251
10 -	1:14.625 (2)	0.051	79.13	15:06:04.876

P25 67 Clive CHISNALL (M)

LAP	LAP TIME	DIFF	MPH	TIME OF DAY
1 -	1:26.186	12.500	68.52	14:51:13.348
2 -	1:14.941	1.255	78.80	14:52:28.289
3 -	1:14.793 (3)	1.107	78.96	14:53:43.082
4 -	1:16.971	3.285	76.72	14:55:00.053
5 -	2:01.768	48.082	48.49	14:57:01.821
6 -	2:26.233	1:12.547	40.38	14:59:28.054
7 -	2:26.885	1:13.199	40.20	15:01:54.939
8 -	1:42.233	28.547	57.76	15:03:37.172
9 -	1:13.686 (1)		80.14	15:04:50.858
10 -	1:14.212 (2)	0.526	79.57	15:06:05.070

P26 45 Graham RUMSEY (M)

LAP	LAP TIME	DIFF	MPH	TIME OF DAY
1 -	1:24.907	10.247	69.55	14:51:12.069
2 -	1:15.577	0.917	78.14	14:52:27.646
3 -	1:14.802 (2)	0.142	78.95	14:53:42.448
4 -	1:16.297	1.637	77.40	14:54:58.745
5 -	2:02.137	47.477	48.35	14:57:00.882
6 -	2:26.374	1:11.714	40.34	14:59:27.256
7 -	2:26.824	1:12.164	40.22	15:01:54.080
8 -	1:41.790	27.130	58.01	15:03:35.870
9 -	1:14.660 (1)		79.10	15:04:50.530
10 -	1:14.941 (3)	0.281	78.80	15:06:05.471

P27 44 George KING

LAP	LAP TIME	DIFF	MPH	TIME OF DAY
1 -	1:26.019	11.284	68.65	14:51:13.181
2 -	1:15.473 (3)	0.738	78.24	14:52:28.654
3 -	1:15.521	0.786	78.19	14:53:44.175
4 -	1:19.827	5.092	73.98	14:55:04.002
5 -	2:00.214	45.479	49.12	14:57:04.216
6 -	2:25.839	1:11.104	40.49	14:59:30.055
7 -	2:27.463	1:12.728	40.04	15:01:57.518
8 -	1:41.176	26.441	58.37	15:03:38.694
9 -	1:14.735 (1)		79.02	15:04:53.429
10 -	1:15.383 (2)	0.648	78.34	15:06:08.812

P28 30 Marco ATTARD

LAP	LAP TIME	DIFF	MPH	TIME OF DAY
1 -	1:24.574	9.909	69.82	14:51:11.736
2 -	1:16.227 (3)	1.562	77.47	14:52:27.963
3 -	1:16.250	1.585	77.45	14:53:44.213
4 -	1:20.107	5.442	73.72	14:55:04.320
5 -	2:01.294	46.629	48.68	14:57:05.614
6 -	2:25.709	1:11.044	40.53	14:59:31.323

Silverstone National

Circuit Length = 1.6404 miles

Start: 14:49 Flag 15:05 End: 15:07

Weather / Track : Sunny / Dry

BRSCC Mazda MX-5 Championship

RACE 11 - LAP ANALYSIS

DIFF = Difference To Personal Best Lap

7 -	2:27.238	1:12.573	40.10	15:01:58.561
8 -	1:40.303	25.638	58.87	15:03:38.864
9 -	1:14.665 (1)		79.09	15:04:53.529
10 -	1:15.551 (2)	0.886	78.16	15:06:09.080

P29 87 Oli WALDEN

LAP	LAP TIME	DIFF	MPH	TIME OF DAY
1 -	1:25.500	11.025	69.07	14:51:12.662
2 -	1:15.522 (2)	1.047	78.19	14:52:28.184
3 -	1:14.475 (1)		79.29	14:53:42.659
4 -	1:17.740	3.265	75.96	14:55:00.399
5 -	2:02.602	48.127	48.16	14:57:03.001
6 -	2:26.071	1:11.596	40.43	14:59:29.072
7 -	2:27.544	1:13.069	40.02	15:01:56.616
8 -	1:41.334	26.859	58.27	15:03:37.950
9 -	1:15.547 (3)	1.072	78.17	15:04:53.497
10 -	1:16.072	1.597	77.63	15:06:09.569

P30 21 Chris MOLLOY

LAP	LAP TIME	DIFF	MPH	TIME OF DAY
1 -	1:23.392	9.049	70.81	14:51:10.554
2 -	1:14.343 (1)		79.43	14:52:24.897
3 -	1:15.561	1.218	78.15	14:53:40.458
4 -	1:31.889	17.546	64.26	14:55:12.347
5 -	1:56.466	42.123	50.70	14:57:08.813
6 -	2:25.570	1:11.227	40.56	14:59:34.383
7 -	2:27.750	1:13.407	39.97	15:02:02.133
8 -	1:38.161	23.818	60.16	15:03:40.294
9 -	1:15.476 (3)	1.133	78.24	15:04:55.770
10 -	1:14.361 (2)	0.018	79.41	15:06:10.131

P31 50 Tim STORER

LAP	LAP TIME	DIFF	MPH	TIME OF DAY
1 -	1:24.129	9.126	70.19	14:51:11.291
2 -	1:15.140 (2)	0.137	78.59	14:52:26.431
3 -	1:16.464	1.461	77.23	14:53:42.895
4 -	1:23.170	8.167	71.00	14:55:06.065
5 -	2:01.367	46.364	48.65	14:57:07.432
6 -	2:25.713	1:10.710	40.52	14:59:33.145
7 -	2:27.286	1:12.283	40.09	15:02:00.431
8 -	1:39.452	24.449	59.38	15:03:39.883
9 -	1:16.449 (3)	1.446	77.24	15:04:56.332
10 -	1:15.003 (1)		78.73	15:06:11.335

P32 38 Andrew DEAN

LAP	LAP TIME	DIFF	MPH	TIME OF DAY
1 -	1:26.219	11.180	68.49	14:51:13.381
2 -	1:16.240 (3)	1.201	77.46	14:52:29.621
3 -	1:15.039 (1)		78.70	14:53:44.660
4 -	1:21.054	6.015	72.86	14:55:05.714
5 -	2:00.732	45.693	48.91	14:57:06.446
6 -	2:25.646	1:10.607	40.54	14:59:32.092
7 -	2:27.372	1:12.333	40.07	15:01:59.464
8 -	1:40.131	25.092	58.97	15:03:39.595
9 -	1:17.254	2.215	76.44	15:04:56.849
10 -	1:15.538 (2)	0.499	78.18	15:06:12.387

P33 69 George GRANT (M)

LAP	LAP TIME	DIFF	MPH	TIME OF DAY
1 -	1:21.342	7.555	72.60	14:51:08.504

DIFF = Difference To Personal Best Lap

2 -	1:13.787 (1)		80.03	14:52:22.291
3 -	1:19.327 P	5.540	74.44	14:53:41.618
4 -	2:10.274	56.487	45.33	14:55:51.892
5 -	1:22.259	8.472	71.79	14:57:14.151
6 -	2:23.165	1:09.378	41.25	14:59:37.316
7 -	2:28.395	1:14.608	39.79	15:02:05.711
8 -	1:40.085	26.298	59.00	15:03:45.796
9 -	1:15.605 (3)	1.818	78.11	15:05:01.401
10 -	1:14.461 (2)	0.674	79.31	15:06:15.862

P34 9 Geena WATKINSON

LAP	LAP TIME	DIFF	MPH	TIME OF DAY
1 -	1:33.763	12.904	62.98	14:51:20.925
2 -	1:22.858	1.999	71.27	14:52:43.783
3 -	1:22.339 (3)	1.480	71.72	14:54:06.122
4 -	1:30.094	9.235	65.55	14:55:36.216
5 -	1:36.316	15.457	61.31	14:57:12.532
6 -	2:23.148	1:02.289	41.25	14:59:35.680
7 -	2:28.494	1:07.635	39.77	15:02:04.174
8 -	1:38.339	17.480	60.05	15:03:42.513
9 -	1:21.255 (2)	0.396	72.68	15:05:03.768
10 -	1:20.859 (1)		73.03	15:06:24.627

P35 66 David SCOLLER

LAP	LAP TIME	DIFF	MPH	TIME OF DAY
1 -	1:35.662	15.796	61.73	14:51:22.824
2 -	1:24.087	4.221	70.23	14:52:46.911
3 -	1:22.170 (3)	2.304	71.87	14:54:09.081
4 -	1:30.936	11.070	64.94	14:55:40.017
5 -	1:33.594	13.728	63.09	14:57:13.611
6 -	2:23.083	1:03.217	41.27	14:59:36.694
7 -	2:28.404	1:08.538	39.79	15:02:05.098
8 -	1:40.323	20.457	58.86	15:03:45.421
9 -	1:22.098 (2)	2.232	71.93	15:05:07.519
10 -	1:19.866 (1)		73.94	15:06:27.385

P36 25 Stephen NEW

LAP	LAP TIME	DIFF	MPH	TIME OF DAY
1 -	1:24.668 (3)	9.431	69.75	14:51:11.830
2 -	1:15.237 (1)		78.49	14:52:27.067
3 -	1:15.407 (2)	0.170	78.31	14:53:42.474

P37 28 Kevin PEMBERTON

LAP	LAP TIME	DIFF	MPH	TIME OF DAY
1 -	1:26.649 (3)	10.506	68.15	14:51:13.811
2 -	1:16.188 (2)	0.045	77.51	14:52:29.999
3 -	1:16.143 (1)		77.56	14:53:46.142

Weather / Track : Sunny / Dry

BRSCC Mazda MX-5 Championship

RACE 11 - STATISTICS

Competitors Started 37
Planned Start 2020-09-13 @ 14:50:00.000
Actual Start 2020-09-13 @ 14:49:47.161
Finish Time 2020-09-13 @ 15:05:52.557
Track Length 1.6404mi.
Total Laps 358
Total Distance Covered 587.2859mi.

Session Fastest Lap History

NO	CL	NAME	LAP TIME	TIME OF DAY	LAP	VEHICLE
158		Mike COMBER	1:16.029	14:51:03.191	1	Mazda MX-5 Mk1
41		Joe WIGGIN	1:12.300	14:52:15.833	2	Mazda MX-5 Mk1
158		Mike COMBER	1:12.103	14:53:28.176	3	Mazda MX-5 Mk1
41		Joe WIGGIN	1:11.915	15:05:53.630	10	Mazda MX-5 Mk1
77		Steve FODEN	1:11.896	15:05:55.023	10	Mazda MX-5 Mk1

Session Leader History

NO	CL	NAME	FROM LAP	LAPS LED	DISTANCE	VEHICLE
158		Mike COMBER	1	1	1.64 miles	Mazda MX-5 Mk1
41		Joe WIGGIN	2	1	1.64 miles	Mazda MX-5 Mk1
158		Mike COMBER	3	1	1.64 miles	Mazda MX-5 Mk1
93		Jack BREWER	4	6	9.84 miles	Mazda MX-5 Mk1
158		Mike COMBER	10	1	1.64 miles	Mazda MX-5 Mk1

Flag History

TYPE	TIME OF DAY
GREEN	14:49:47.161
SAFETY	14:54:39.915
GREEN	15:03:26.653
FINISH	15:05:52.557

Flag Statistics

TYPE	COUNT	TOTAL LAPS	TOTAL TIME
Green	2	6	8:46.829
Red	0	0	0.000
Safety Car	1	4	8:46.738
FCY	0	0	0.000

Weather / Track : Sunny / Dry

BRSCC Mazda MX-5 Championship

RACE 11 - STATISTICS

CLASS :

35 Starters

Fastest Lap History

NO	NAME	LAP TIME	TIME OF DAY	LAP	VEHICLE
158	Mike COMBER	1:16.029	14:51:03.191	1	Mazda MX-5 Mk1
41	Joe WIGGIN	1:12.300	14:52:15.833	2	Mazda MX-5 Mk1
158	Mike COMBER	1:12.103	14:53:28.176	3	Mazda MX-5 Mk1
41	Joe WIGGIN	1:11.915	15:05:53.630	10	Mazda MX-5 Mk1
77	Steve FODEN	1:11.896	15:05:55.023	10	Mazda MX-5 Mk1

Leader History

NO	NAME	FROM LAP	LAPS LED	DISTANCE	VEHICLE
158	Mike COMBER	1	1	1.64 miles	Mazda MX-5 Mk1
41	Joe WIGGIN	2	1	1.64 miles	Mazda MX-5 Mk1
158	Mike COMBER	3	1	1.64 miles	Mazda MX-5 Mk1
93	Jack BREWER	4	6	9.84 miles	Mazda MX-5 Mk1
158	Mike COMBER	10	1	1.64 miles	Mazda MX-5 Mk1

BRSCC Mazda MX-5 Championship

RACE 11 - STATISTICS

CLASS : INV

2 Starters

Fastest Lap History

NO	NAME	LAP TIME	TIME OF DAY	LAP	VEHICLE
87	Oli WALDEN	1:25.500	14:51:12.658	1	Mazda MX-5 Mk1
87	Oli WALDEN	1:15.522	14:52:28.180	2	Mazda MX-5 Mk1
87	Oli WALDEN	1:14.475	14:53:42.655	3	Mazda MX-5 Mk1

Leader History

NO	NAME	FROM LAP	LAPS LED	DISTANCE	VEHICLE
87	Oli WALDEN	1	10	16.40 miles	Mazda MX-5 Mk1