



# BRSCC MAZDA MX-5 CHAMPIONSHIP

Brands Hatch Indy Circuit

24<sup>th</sup> / 25<sup>th</sup> October 2020



Results Provided by Timing Solutions Ltd  
[www.tsl-timing.com](http://www.tsl-timing.com)

# BRSCC Mazda MX-5 Championship

## QUALIFYING - GROUP 1 - CLASSIFICATION

POS	NO	CL	PIC NAME	ENTRY	TIME	ON	LAPS	GAP	DIFF	MPH
1	41		1 Joe WIGGIN	Mazda MX-5 Mk1	57.459	14	15			75.68
2	63		2 Oliver ALLWOOD	Mazda MX-5 Mk1	57.564	13	15	0.105	0.105	75.54
3	72		3 Matt LUFF	Mazda MX-5 Mk1	57.663	15	15	0.204	0.099	75.41
4	93		4 Jack BREWER	Mazda MX-5 Mk1	58.001	14	15	0.542	0.338	74.97
5	263		5 Fraser FENWICK	Mazda MX-5 Mk1	58.055	14	15	0.596	0.054	74.90
6	27*		6 Luke PULLEN	Mazda MX-5 Mk1	58.178	14	14	0.719	0.123	74.74
7	55*		7 Matt POLLARD	Mazda MX-5 Mk1	58.301	14	15	0.842	0.123	74.58
8	144		8 Bill TAYLOR	Mazda MX-5 Mk1	58.639	12	14	1.180	0.338	74.15
9	3		9 Richard WOOTTEN	Mazda MX-5 Mk1	58.724	13	14	1.265	0.085	74.05
10	17		10 Harry STORER	Mazda MX-5 Mk1	59.106	14	14	1.647	0.382	73.57
11	44		11 George KING	Mazda MX-5 Mk1	59.183	12	14	1.724	0.077	73.47
12	550*		12 Thomas MALLETT	Mazda MX-5 Mk1	59.200	13	14	1.741	0.017	73.45
13	4		13 Paul BATEMAN (M)	Mazda MX-5 Mk1	59.247	14	14	1.788	0.047	73.39
14	61		14 Jack WARRY	Mazda MX-5 Mk1	59.767	13	13	2.308	0.520	72.75
15	122		15 Paul KING (M)	Mazda MX-5 Mk1	59.874	14	14	2.415	0.107	72.62
16	264		16 William BREAME	Mazda MX-5 Mk1	1:00.402	13	13	2.943	0.528	71.99
17	30		17 Marco ATTARD (M)	Mazda MX-5 Mk1	1:00.413	14	14	2.954	0.011	71.98
18	20		18 Christopher GINN (M)	Mazda MX-5 Mk1	1:00.445	13	13	2.986	0.032	71.94
19	5		19 Nick LE DOYEN (M)	Mazda MX-5 Mk1	1:00.788	14	14	3.329	0.343	71.53
20	73		20 Beau PARRY	Mazda MX-5 Mk1	1:00.946	11	12	3.487	0.158	71.35
21	21		21 Matthew FLETCHER (RES)	Mazda MX-5 Mk1	1:01.168	10	11	3.709	0.222	71.09
22	70		22 Michael PEARCE (M)	Mazda MX-5 Mk1	1:02.128	12	12	4.669	0.960	69.99
23	53		23 Jonathan FIELDSEND (M)	Mazda MX-5 Mk1	1:02.215	13	13	4.756	0.087	69.89
24	87	INV	1 Oli WALDEN	Mazda MX-5 Mk1	1:03.213	11	11	5.754	0.998	68.79
25	31		24 Bryn GRIFFITHS (M)	Mazda MX-5 Mk1	1:03.825	8	8	6.366	0.612	68.13
26	66		25 David SCOLLER (M)	Mazda MX-5 Mk1	1:05.950	13	13	8.491	2.125	65.93

Car 70 - No working transponder

Car 550 - 2 transponders fitted - please remove 1

No. 550 - 1 Lap time disallowed; exceeding track limits.

No. 27, 55 - 2 Lap times disallowed; exceeding track limits.

Brands Hatch Indy

Circuit Length = 1.2079 miles

Start: 10:12 Flag 10:27 End: 10:28

Weather / Track : Drizzle / Dry

These results are provisional until the conclusion of any judicial and technical matters.

Clerk Of Course :	Steward :	Timekeeper :
-------------------	-----------	--------------

Results can be found at [www.tsl-timing.com](http://www.tsl-timing.com)

Printed - 10:32 Saturday, 24 October 2020

# BRSCC Mazda MX-5 Championship

## QUALIFYING - GROUP 1 - LAP ANALYSIS

DIFF = Difference To Personal Best Lap

P1 41 Joe WIGGIN				
LAP	LAP TIME	DIFF	MPH	TIME OF DAY
1 -	1:10.483	13.024	61.69	10:13:34.297
2 -	1:08.811	11.352	63.19	10:14:43.108
3 -	1:08.393	10.934	63.58	10:15:51.501
4 -	1:07.382	9.923	64.53	10:16:58.883
5 -	1:05.646	8.187	66.24	10:18:04.529
6 -	1:03.307	5.848	68.69	10:19:07.836
7 -	1:01.452	3.993	70.76	10:20:09.288
8 -	1:00.935	3.476	71.36	10:21:10.223
9 -	59.300	1.841	73.33	10:22:09.523
10 -	59.082	1.623	73.60	10:23:08.605
11 -	58.093	0.634	74.85	10:24:06.698
12 -	57.701 (3)	0.242	75.36	10:25:04.399
13 -	57.632 (2)	0.173	75.45	10:26:02.031
14 -	<b>57.459 (1)</b>		<b>75.68</b>	<b>10:26:59.490</b>
15 -	57.913	0.454	75.08	10:27:57.403

P2 63 Oliver ALLWOOD				
LAP	LAP TIME	DIFF	MPH	TIME OF DAY
1 -	1:10.166	12.602	61.97	10:13:31.395
2 -	1:08.417	10.853	63.56	10:14:39.812
3 -	1:07.834	10.270	64.10	10:15:47.646
4 -	1:07.043	9.479	64.86	10:16:54.689
5 -	1:05.377	7.813	66.51	10:18:00.066
6 -	1:03.085	5.521	68.93	10:19:03.151
7 -	1:01.806	4.242	70.35	10:20:04.957
8 -	59.999	2.435	72.47	10:21:04.956
9 -	58.488	0.924	74.35	10:22:03.444
10 -	59.307	1.743	73.32	10:23:02.751
11 -	58.333	0.769	74.54	10:24:01.084
12 -	57.835 (3)	0.271	75.18	10:24:58.919
13 -	<b>57.564 (1)</b>		<b>75.54</b>	<b>10:25:56.483</b>
14 -	57.742 (2)	0.178	75.31	10:26:54.225
15 -	57.914	0.350	75.08	10:27:52.139

P3 72 Matt LUFF				
LAP	LAP TIME	DIFF	MPH	TIME OF DAY
1 -	1:10.428	12.765	61.74	10:13:41.047
2 -	1:07.567	9.904	64.35	10:14:48.614
3 -	1:07.009	9.346	64.89	10:15:55.623
4 -	1:06.574	8.911	65.31	10:17:02.197
5 -	1:05.239	7.576	66.65	10:18:07.436
6 -	1:02.482	4.819	69.59	10:19:09.918
7 -	1:00.588	2.925	71.77	10:20:10.506
8 -	1:00.003	2.340	72.47	10:21:10.509
9 -	59.848	2.185	72.66	10:22:10.357
10 -	58.553	0.890	74.26	10:23:08.910
11 -	57.969 (3)	0.306	75.01	10:24:06.879
12 -	58.020	0.357	74.95	10:25:04.899
13 -	57.743 (2)	0.080	75.30	10:26:02.642
14 -	58.038	0.375	74.92	10:27:00.680
15 -	<b>57.663 (1)</b>		<b>75.41</b>	<b>10:27:58.343</b>

P4 93 Jack BREWER				
LAP	LAP TIME	DIFF	MPH	TIME OF DAY
1 -	1:10.883	12.882	61.34	10:13:37.019
2 -	1:08.387	10.386	63.58	10:14:45.406
3 -	1:09.046	11.045	62.98	10:15:54.452
4 -	1:07.715	9.714	64.21	10:17:02.167
5 -	1:06.325	8.324	65.56	10:18:08.492

DIFF = Difference To Personal Best Lap

6 -	1:03.817	5.816	68.14	10:19:12.309
7 -	1:02.872	4.871	69.16	10:20:15.181
8 -	1:00.640	2.639	71.71	10:21:15.821
9 -	1:00.471	2.470	71.91	10:22:16.292
10 -	1:00.243	2.242	72.18	10:23:16.535
11 -	59.323	1.322	73.30	10:24:15.858
12 -	58.265 (3)	0.264	74.63	10:25:14.123
13 -	58.059 (2)	0.058	74.89	10:26:12.182
14 -	<b>58.001 (1)</b>		<b>74.97</b>	<b>10:27:10.183</b>
15 -	58.577	0.576	74.23	10:28:08.760

P5 263 Fraser FENWICK				
LAP	LAP TIME	DIFF	MPH	TIME OF DAY
1 -	1:11.260	13.205	61.02	10:13:44.126
2 -	1:09.929	11.874	62.18	10:14:54.055
3 -	1:09.396	11.341	62.66	10:16:03.451
4 -	1:07.851	9.796	64.09	10:17:11.302
5 -	1:06.337	8.282	65.55	10:18:17.639
6 -	1:03.516	5.461	68.46	10:19:21.155
7 -	1:01.602	3.547	70.59	10:20:22.757
8 -	1:00.008	1.953	72.46	10:21:22.765
9 -	59.521	1.466	73.05	10:22:22.286
10 -	1:00.646	2.591	71.70	10:23:22.932
11 -	59.109	1.054	73.56	10:24:22.041
12 -	58.995	0.940	73.71	10:25:21.036
13 -	58.192 (3)	0.137	74.72	10:26:19.228
14 -	<b>58.055 (1)</b>		<b>74.90</b>	<b>10:27:17.283</b>
15 -	58.187 (2)	0.132	74.73	10:28:15.470

P6 27 Luke PULLEN				
LAP	LAP TIME	DIFF	MPH	TIME OF DAY
1 -	1:11.671	13.493	60.67	10:13:35.051
2 -	1:09.076	10.898	62.95	10:14:44.127
3 -	1:08.247	10.069	63.71	10:15:52.374
4 -	1:06.951	8.773	64.95	10:16:59.325
5 -	1:05.825	7.647	66.06	10:18:05.150
6 -	<del>1:03.816</del> D	5.638	68.14	10:19:08.966
7 -	1:02.339	4.161	69.75	10:20:11.305
8 -	1:01.453	3.275	70.76	10:21:12.758
9 -	1:00.669	2.491	71.67	10:22:13.427
10 -	<del>58.810</del> D	0.632	73.94	10:23:12.237
11 -	58.815	0.637	73.93	10:24:11.052
12 -	58.749 (3)	0.571	74.02	10:25:09.801
13 -	58.281 (2)	0.103	74.61	10:26:08.082
14 -	<b>58.178 (1)</b>		<b>74.74</b>	<b>10:27:06.260</b>

P7 55 Matt POLLARD				
LAP	LAP TIME	DIFF	MPH	TIME OF DAY
1 -	<del>1:11.744</del> D	13.440	60.61	10:13:33.580
2 -	1:10.811	12.510	61.41	10:14:44.391
3 -	1:09.182	10.881	62.85	10:15:53.573
4 -	<del>1:07.187</del> D	8.886	64.72	10:17:00.760
5 -	1:06.329	8.028	65.56	10:18:07.089
6 -	1:04.137	5.836	67.80	10:19:11.226
7 -	1:03.733	5.432	68.23	10:20:14.959
8 -	1:00.418	2.117	71.97	10:21:15.377
9 -	1:00.701	2.400	71.63	10:22:16.078
10 -	58.997	0.696	73.70	10:23:15.075
11 -	1:00.233	1.932	72.19	10:24:15.308
12 -	58.586 (3)	0.285	74.22	10:25:13.894
13 -	59.065	0.764	73.62	10:26:12.959
14 -	<b>58.301 (1)</b>		<b>74.58</b>	<b>10:27:11.260</b>

Weather / Track : Drizzle / Dry

# BRSCC Mazda MX-5 Championship

## QUALIFYING - GROUP 1 - LAP ANALYSIS

DIFF = Difference To Personal Best Lap

15 - 58.577 (2) 0.276 74.23 10:28:09.837

<b>P8 144 Bill TAYLOR</b>				
LAP	LAP TIME	DIFF	MPH	TIME OF DAY
1 -	1:11.685	13.046	60.66	10:13:45.836
2 -	1:11.041	12.402	61.21	10:14:56.877
3 -	1:09.622	10.983	62.46	10:16:06.499
4 -	1:08.247	9.608	63.71	10:17:14.746
5 -	1:07.097	8.458	64.81	10:18:21.843
6 -	1:03.478	4.839	68.50	10:19:25.321
7 -	1:02.062	3.423	70.06	10:20:27.383
8 -	59.954	1.315	72.53	10:21:27.337
9 -	59.318	0.679	73.31	10:22:26.655
10 -	58.913 (2)	0.274	73.81	10:23:25.568
11 -	1:01.761	3.122	70.41	10:24:27.329
12 -	<b>58.639 (1)</b>		<b>74.15</b>	<b>10:25:25.968</b>
13 -	59.125 (3)	0.486	73.54	10:26:25.093
14 -	59.715	1.076	72.82	10:27:24.808

<b>P9 3 Richard WOOTTEN</b>				
LAP	LAP TIME	DIFF	MPH	TIME OF DAY
1 -	1:16.678	17.954	56.71	10:14:05.379
2 -	1:10.587	11.863	61.60	10:15:15.966
3 -	1:09.939	11.215	62.17	10:16:25.905
4 -	1:07.802	9.078	64.13	10:17:33.707
5 -	1:07.918	9.194	64.02	10:18:41.625
6 -	1:05.116	6.392	66.78	10:19:46.741
7 -	1:02.042	3.318	70.09	10:20:48.783
8 -	1:01.066	2.342	71.21	10:21:49.849
9 -	1:00.021	1.297	72.45	10:22:49.870
10 -	1:00.546	1.822	71.82	10:23:50.416
11 -	59.830 (3)	1.106	72.68	10:24:50.246
12 -	59.961	1.237	72.52	10:25:50.207
13 -	<b>58.724 (1)</b>		<b>74.05</b>	<b>10:26:48.931</b>
14 -	59.372 (2)	0.648	73.24	10:27:48.303

<b>P10 17 Harry STORER</b>				
LAP	LAP TIME	DIFF	MPH	TIME OF DAY
1 -	1:16.788	17.682	56.63	10:14:13.011
2 -	1:12.884	13.778	59.66	10:15:25.895
3 -	1:12.177	13.071	60.24	10:16:38.072
4 -	1:09.781	10.675	62.31	10:17:47.853
5 -	1:05.990	6.884	65.89	10:18:53.843
6 -	1:05.214	6.108	66.68	10:19:59.057
7 -	1:02.590	3.484	69.47	10:21:01.647
8 -	1:01.215	2.109	71.03	10:22:02.862
9 -	1:01.075	1.969	71.20	10:23:03.937
10 -	59.609	0.503	72.95	10:24:03.546
11 -	59.388 (3)	0.282	73.22	10:25:02.934
12 -	1:00.405	1.299	71.99	10:26:03.339
13 -	59.292 (2)	0.186	73.34	10:27:02.631
14 -	<b>59.106 (1)</b>		<b>73.57</b>	<b>10:28:01.737</b>

<b>P11 44 George KING</b>				
LAP	LAP TIME	DIFF	MPH	TIME OF DAY
1 -	1:15.863	16.680	57.32	10:14:18.738
2 -	1:12.124	12.941	60.29	10:15:30.862
3 -	1:11.609	12.426	60.72	10:16:42.471
4 -	1:09.250	10.067	62.79	10:17:51.721
5 -	1:05.509	6.326	66.38	10:18:57.230
6 -	1:05.496	6.313	66.39	10:20:02.726

DIFF = Difference To Personal Best Lap

7 - 1:05.979 6.796 65.90 10:21:08.705  
 8 - 1:01.342 2.159 70.89 10:22:10.047  
 9 - 1:00.861 1.678 71.45 10:23:10.908  
 10 - 59.976 (3) 0.793 72.50 10:24:10.884  
 11 - 59.652 (2) 0.469 72.89 10:25:10.536  
 12 - **59.183 (1)** **73.47** **10:26:09.719**  
 13 - 1:00.230 1.047 72.19 10:27:09.949  
 14 - 1:00.044 0.861 72.42 10:28:09.993

<b>P12 550 Thomas MALLETT</b>				
LAP	LAP TIME	DIFF	MPH	TIME OF DAY
1 -	1:18.444	19.244	55.43	10:13:55.323
2 -	1:11.394	12.194	60.90	10:15:06.717
3 -	1:10.830	11.630	61.39	10:16:17.547
4 -	1:09.988	10.788	62.13	10:17:27.535
5 -	1:08.091	8.891	63.86	10:18:35.626
6 -	1:05.369	6.169	66.52	10:19:40.995
7 -	1:03.543	4.343	68.43	10:20:44.538
8 -	1:01.733 D	2.533	70.44	10:21:46.271
9 -	1:02.065	2.865	70.06	10:22:48.336
10 -	1:01.221	2.021	71.03	10:23:49.557
11 -	1:00.520 (3)	1.320	71.85	10:24:50.077
12 -	1:00.660	1.460	71.68	10:25:50.737
13 -	<b>59.200 (1)</b>		<b>73.45</b>	<b>10:26:49.937</b>
14 -	59.736 (2)	0.536	72.79	10:27:49.673

<b>P13 4 Paul BATEMAN (M)</b>				
LAP	LAP TIME	DIFF	MPH	TIME OF DAY
1 -	1:10.836	11.589	61.38	10:13:37.680
2 -	1:08.610	9.363	63.38	10:14:46.290
3 -	1:08.021	8.774	63.93	10:15:54.311
4 -	1:07.405	8.158	64.51	10:17:01.716
5 -	1:06.349	7.102	65.54	10:18:08.065
6 -	1:03.853	4.606	68.10	10:19:11.918
7 -	1:03.728	4.481	68.23	10:20:15.646
8 -	1:01.046	1.799	71.23	10:21:16.692
9 -	1:01.770	2.523	70.39	10:22:18.462
10 -	1:00.430 (3)	1.183	71.96	10:23:18.892
11 -	1:02.825	3.578	69.21	10:24:21.717
12 -	1:00.021 (2)	0.774	72.45	10:25:21.738
13 -	1:05.271	6.024	66.62	10:26:27.009
14 -	<b>59.247 (1)</b>		<b>73.39</b>	<b>10:27:26.256</b>

<b>P14 61 Jack WARRY</b>				
LAP	LAP TIME	DIFF	MPH	TIME OF DAY
1 -	1:15.381	15.614	57.68	10:14:14.454
2 -	1:12.862	13.095	59.68	10:15:27.316
3 -	1:13.549	13.782	59.12	10:16:40.865
4 -	1:11.497	11.730	60.82	10:17:52.362
5 -	1:07.609	7.842	64.31	10:18:59.971
6 -	1:05.458	5.691	66.43	10:20:05.429
7 -	1:05.391	5.624	66.50	10:21:10.820
8 -	1:02.735	2.968	69.31	10:22:13.555
9 -	1:01.240 (3)	1.473	71.00	10:23:14.795
10 -	1:03.291	3.524	68.70	10:24:18.086
11 -	1:00.466 (2)	0.699	71.91	10:25:18.552
12 -	1:01.873	2.106	70.28	10:26:20.425
13 -	<b>59.767 (1)</b>		<b>72.75</b>	<b>10:27:20.192</b>

Weather / Track : Drizzle / Dry

Brands Hatch Indy  
 Circuit Length = 1.2079 miles  
 Start: 10:12 Flag 10:27 End: 10:28

# BRSCC Mazda MX-5 Championship

## QUALIFYING - GROUP 1 - LAP ANALYSIS

DIFF = Difference To Personal Best Lap

<b>P15 122 Paul KING (M)</b>				
LAP	LAP TIME	DIFF	MPH	TIME OF DAY
1 -	1:16.837	16.963	56.59	10:14:06.905
2 -	1:13.075	13.201	59.50	10:15:19.980
3 -	1:12.865	12.991	59.68	10:16:32.845
4 -	1:10.542	10.668	61.64	10:17:43.387
5 -	1:09.204	9.330	62.83	10:18:52.591
6 -	1:06.308	6.434	65.58	10:19:58.899
7 -	1:04.963	5.089	66.93	10:21:03.862
8 -	1:02.235	2.361	69.87	10:22:06.097
9 -	1:06.842	6.968	65.05	10:23:12.939
10 -	1:03.307	3.433	68.69	10:24:16.246
11 -	1:00.867	0.993	71.44	10:25:17.113
12 -	1:00.683 (3)	0.809	71.66	10:26:17.796
13 -	1:00.664 (2)	0.790	71.68	10:27:18.460
<b>14 -</b>	<b>59.874 (1)</b>		<b>72.62</b>	<b>10:28:18.334</b>

<b>P16 264 William BREAME</b>				
LAP	LAP TIME	DIFF	MPH	TIME OF DAY
1 -	1:17.076	16.674	56.41	10:14:09.669
2 -	1:13.545	13.143	59.12	10:15:23.214
3 -	1:13.280	12.878	59.34	10:16:36.494
4 -	1:10.548	10.146	61.64	10:17:47.042
5 -	1:08.311	7.909	63.65	10:18:55.353
6 -	1:07.233	6.831	64.67	10:20:02.586
7 -	1:08.072	7.670	63.88	10:21:10.658
8 -	1:05.231	4.829	66.66	10:22:15.889
9 -	1:02.641	2.239	69.42	10:23:18.530
10 -	1:02.918	2.516	69.11	10:24:21.448
11 -	1:00.988 (2)	0.586	71.30	10:25:22.436
12 -	1:01.395 (3)	0.993	70.82	10:26:23.831
<b>13 -</b>	<b>1:00.402 (1)</b>		<b>71.99</b>	<b>10:27:24.233</b>

<b>P17 30 Marco ATTARD (M)</b>				
LAP	LAP TIME	DIFF	MPH	TIME OF DAY
1 -	1:16.839	16.426	56.59	10:13:56.570
2 -	1:12.908	12.495	59.64	10:15:09.478
3 -	1:13.157	12.744	59.44	10:16:22.635
4 -	1:10.240	9.827	61.91	10:17:32.875
5 -	1:08.564	8.151	63.42	10:18:41.439
6 -	1:06.067	5.654	65.82	10:19:47.506
7 -	1:03.033	2.620	68.98	10:20:50.539
8 -	1:02.204	1.791	69.90	10:21:52.743
9 -	1:01.072	0.659	71.20	10:22:53.815
10 -	1:00.922	0.509	71.37	10:23:54.737
11 -	1:00.644 (3)	0.231	71.70	10:24:55.381
12 -	1:00.962	0.549	71.33	10:25:56.343
13 -	1:00.485 (2)	0.072	71.89	10:26:56.828
<b>14 -</b>	<b>1:00.413 (1)</b>		<b>71.98</b>	<b>10:27:57.241</b>

<b>P18 20 Christopher GINN (M)</b>				
LAP	LAP TIME	DIFF	MPH	TIME OF DAY
1 -	1:17.811	17.366	55.88	10:14:18.054
2 -	1:15.240	14.795	57.79	10:15:33.294
3 -	1:13.657	13.212	59.03	10:16:46.951
4 -	1:11.108	10.663	61.15	10:17:58.059
5 -	1:09.367	8.922	62.68	10:19:07.426
6 -	1:08.235	7.790	63.72	10:20:15.661
7 -	1:04.292	3.847	67.63	10:21:19.953
8 -	1:03.841	3.396	68.11	10:22:23.794
9 -	1:01.519 (2)	1.074	70.68	10:23:25.313

DIFF = Difference To Personal Best Lap

10 -	1:03.212	2.767	68.79	10:24:28.525
11 -	1:02.317 (3)	1.872	69.78	10:25:30.842
12 -	1:02.880	2.435	69.15	10:26:33.722
<b>13 -</b>	<b>1:00.445 (1)</b>		<b>71.94</b>	<b>10:27:34.167</b>

<b>P19 5 Nick LE DOYEN (M)</b>				
LAP	LAP TIME	DIFF	MPH	TIME OF DAY
1 -	1:14.026	13.238	58.74	10:13:42.637
2 -	1:11.035	10.247	61.21	10:14:53.672
3 -	1:10.575	9.787	61.61	10:16:04.247
4 -	1:08.870	8.082	63.14	10:17:13.117
5 -	1:09.140	8.352	62.89	10:18:22.257
6 -	1:05.600	4.812	66.28	10:19:27.857
7 -	1:04.359	3.571	67.56	10:20:32.216
8 -	1:02.976	2.188	69.05	10:21:35.192
9 -	1:02.370	1.582	69.72	10:22:37.562
10 -	1:03.409	2.621	68.58	10:23:40.971
11 -	1:01.899	1.111	70.25	10:24:42.870
12 -	1:00.934 (3)	0.146	71.36	10:25:43.804
13 -	1:00.817 (2)	0.029	71.50	10:26:44.621
<b>14 -</b>	<b>1:00.788 (1)</b>		<b>71.53</b>	<b>10:27:45.409</b>

<b>P20 73 Beau PARRY</b>				
LAP	LAP TIME	DIFF	MPH	TIME OF DAY
1 -	1:13.447	12.501	59.20	10:13:43.429
2 -	2:46.526	1:45.580	26.11	10:16:29.955
3 -	1:11.657	10.711	60.68	10:17:41.612
4 -	1:10.740	9.794	61.47	10:18:52.352
5 -	1:09.450	8.504	62.61	10:20:01.802
6 -	1:07.797	6.851	64.14	10:21:09.599
7 -	1:05.329	4.383	66.56	10:22:14.928
8 -	1:03.367	2.421	68.62	10:23:18.295
9 -	1:04.082	3.136	67.85	10:24:22.377
10 -	1:01.275 (3)	0.329	70.96	10:25:23.652
<b>11 -</b>	<b>1:00.946 (1)</b>		<b>71.35</b>	<b>10:26:24.598</b>
12 -	1:00.952 (2)	0.006	71.34	10:27:25.550

<b>P21 21 Matthew FLETCHER (RES)</b>				
LAP	LAP TIME	DIFF	MPH	TIME OF DAY
1 -	1:16.365	15.197	56.94	10:13:58.074
2 -	1:12.214	11.046	60.21	10:15:10.288
3 -	1:12.921	11.753	59.63	10:16:23.209
4 -	1:10.717	9.549	61.49	10:17:33.926
5 -	1:14.578	13.410	58.30	10:18:48.504
6 -	1:05.522	4.354	66.36	10:19:54.026
7 -	1:04.523	3.355	67.39	10:20:58.549
8 -	1:02.756 (3)	1.588	69.29	10:22:01.305
9 -	1:02.850	1.682	69.19	10:23:04.155
<b>10 -</b>	<b>1:01.168 (1)</b>		<b>71.09</b>	<b>10:24:05.323</b>
11 -	1:01.426 (2)	0.258	70.79	10:25:06.749

<b>P22 70 Michael PEARCE (M)</b>				
LAP	LAP TIME	DIFF	MPH	TIME OF DAY
1 -	1:14.286	12.158	58.53	10:15:25.734
2 -	1:11.949	9.821	60.44	10:16:37.683
3 -	1:10.943	8.815	61.29	10:17:48.626
4 -	1:08.150	6.022	63.80	10:18:56.776
5 -	1:08.674	6.546	63.32	10:20:05.450
6 -	1:06.992	4.864	64.91	10:21:12.442
7 -	1:06.667	4.539	65.22	10:22:19.109
8 -	1:04.210	2.082	67.72	10:23:23.319

Weather / Track : Drizzle / Dry

Brands Hatch Indy  
Circuit Length = 1.2079 miles  
Start: 10:12 Flag 10:27 End: 10:28

# BRSCC Mazda MX-5 Championship

## QUALIFYING - GROUP 1 - LAP ANALYSIS

DIFF = Difference To Personal Best Lap

9 -	1:04.242	2.114	67.69	10:24:27.561
10 -	1:03.023 (2)	0.895	69.00	10:25:30.584
11 -	1:03.520 (3)	1.392	68.46	10:26:34.104
12 -	<b>1:02.128 (1)</b>		<b>69.99</b>	<b>10:27:36.232</b>

DIFF = Difference To Personal Best Lap

<b>P23 53 Jonathan FIELDSEND (M)</b>				
LAP	LAP TIME	DIFF	MPH	TIME OF DAY
1 -	1:16.595	14.380	56.77	10:14:07.908
2 -	1:12.899	10.684	59.65	10:15:20.807
3 -	1:12.731	10.516	59.79	10:16:33.538
4 -	1:11.679	9.464	60.66	10:17:45.217
5 -	1:08.844	6.629	63.16	10:18:54.061
6 -	1:08.010	5.795	63.94	10:20:02.071
7 -	1:07.349	5.134	64.56	10:21:09.420
8 -	1:10.018	7.803	62.10	10:22:19.438
9 -	1:04.698	2.483	67.21	10:23:24.136
10 -	1:05.125	2.910	66.77	10:24:29.261
11 -	1:02.770 (3)	0.555	69.27	10:25:32.031
12 -	1:02.640 (2)	0.425	69.42	10:26:34.671
13 -	<b>1:02.215 (1)</b>		<b>69.89</b>	<b>10:27:36.886</b>

<b>P24 87 Oli WALDEN</b>				
LAP	LAP TIME	DIFF	MPH	TIME OF DAY
1 -	1:24.991	21.778	51.16	10:14:34.313
2 -	1:19.282	16.069	54.84	10:15:53.595
3 -	1:16.494	13.281	56.84	10:17:10.089
4 -	1:13.728	10.515	58.98	10:18:23.817
5 -	1:08.719	5.506	63.28	10:19:32.536
6 -	1:06.661	3.448	65.23	10:20:39.197
7 -	1:04.291 (2)	1.078	67.63	10:21:43.488
8 -	1:04.536 (3)	1.323	67.38	10:22:48.024
9 -	2:26.740 P	1:23.527	29.63	10:25:14.764
10 -	1:11.099	7.886	61.16	10:26:25.863
11 -	<b>1:03.213 (1)</b>		<b>68.79</b>	<b>10:27:29.076</b>

<b>P25 31 Bryn GRIFFITHS (M)</b>				
LAP	LAP TIME	DIFF	MPH	TIME OF DAY
1 -	1:19.872	16.047	54.44	10:13:55.691
2 -	1:13.070	9.245	59.51	10:15:08.761
3 -	1:13.002	9.177	59.56	10:16:21.763
4 -	1:11.501	7.676	60.81	10:17:33.264
5 -	1:10.943	7.118	61.29	10:18:44.207
6 -	1:07.101 (3)	3.276	64.80	10:19:51.308
7 -	1:05.382 (2)	1.557	66.51	10:20:56.690
8 -	<b>1:03.825 (1)</b>		<b>68.13</b>	<b>10:22:00.515</b>

<b>P26 66 David SCOLLER (M)</b>				
LAP	LAP TIME	DIFF	MPH	TIME OF DAY
1 -	1:23.449	17.499	52.11	10:14:10.815
2 -	1:16.118	10.168	57.12	10:15:26.933
3 -	1:16.438	10.488	56.89	10:16:43.371
4 -	1:13.984	8.034	58.77	10:17:57.355
5 -	1:12.934	6.984	59.62	10:19:10.289
6 -	1:09.777	3.827	62.32	10:20:20.066
7 -	1:07.685	1.735	64.24	10:21:27.751
8 -	1:07.813	1.863	64.12	10:22:35.564
9 -	1:09.125	3.175	62.90	10:23:44.689
10 -	1:06.018 (2)	0.068	65.86	10:24:50.707
11 -	1:06.378 (3)	0.428	65.51	10:25:57.085
12 -	1:07.794	1.844	64.14	10:27:04.879
13 -	<b>1:05.950 (1)</b>		<b>65.93</b>	<b>10:28:10.829</b>

Weather / Track : Drizzle / Dry

# BRSCC Mazda MX-5 Championship

## QUALIFYING - GROUP 1 - STATISTICS

**Competitors Started** 26  
**Planned Start** 2020-10-24 @ 10:15:00.000  
**Actual Start** 2020-10-24 @ 10:12:17.402  
**Finish Time** 2020-10-24 @ 10:27:18.728  
**Track Length** 1.2079mi.  
**Total Laps** 349  
**Total Distance Covered** 421.5730mi.

### Session Fastest Lap History

NO	CL	NAME	LAP TIME	TIME OF DAY	LAP	VEHICLE
63		Oliver ALLWOOD	1:08.417	10:14:39.820	2	Mazda MX-5 Mk1
93		Jack BREWER	1:08.387	10:14:45.418	2	Mazda MX-5 Mk1
72		Matt LUFF	1:07.567	10:14:48.624	2	Mazda MX-5 Mk1
72		Matt LUFF	1:07.009	10:15:55.633	3	Mazda MX-5 Mk1
27		Luke PULLEN	1:06.951	10:16:59.338	4	Mazda MX-5 Mk1
72		Matt LUFF	1:06.574	10:17:02.197	4	Mazda MX-5 Mk1
63		Oliver ALLWOOD	1:05.377	10:18:00.075	5	Mazda MX-5 Mk1
72		Matt LUFF	1:05.239	10:18:07.446	5	Mazda MX-5 Mk1
63		Oliver ALLWOOD	1:03.085	10:19:03.161	6	Mazda MX-5 Mk1
72		Matt LUFF	1:02.482	10:19:09.930	6	Mazda MX-5 Mk1
63		Oliver ALLWOOD	1:01.806	10:20:04.966	7	Mazda MX-5 Mk1
41		Joe WIGGIN	1:01.452	10:20:09.300	7	Mazda MX-5 Mk1
72		Matt LUFF	1:00.588	10:20:10.516	7	Mazda MX-5 Mk1
63		Oliver ALLWOOD	59.999	10:21:04.964	8	Mazda MX-5 Mk1
144		Bill TAYLOR	59.954	10:21:27.347	8	Mazda MX-5 Mk1
63		Oliver ALLWOOD	58.488	10:22:03.453	9	Mazda MX-5 Mk1
63		Oliver ALLWOOD	58.333	10:24:01.093	11	Mazda MX-5 Mk1
41		Joe WIGGIN	58.093	10:24:06.711	11	Mazda MX-5 Mk1
72		Matt LUFF	57.969	10:24:06.889	11	Mazda MX-5 Mk1
63		Oliver ALLWOOD	57.835	10:24:58.929	12	Mazda MX-5 Mk1
41		Joe WIGGIN	57.701	10:25:04.412	12	Mazda MX-5 Mk1
63		Oliver ALLWOOD	57.564	10:25:56.408	13	Mazda MX-5 Mk1
41		Joe WIGGIN	57.459	10:26:59.502	14	Mazda MX-5 Mk1

### Flag History

TYPE	TIME OF DAY
GREEN	10:12:17.402
FINISH	10:27:18.728

### Flag Statistics

TYPE	COUNT	TOTAL LAPS	TOTAL TIME
Green	1	15	16:09.580
Red	0	0	0.000
Safety Car	0	0	0.000
FCY	0	0	0.000

Weather / Track : Drizzle / Dry

# BRSCC Mazda MX-5 Championship

## QUALIFYING - GROUP 1 - STATISTICS

CLASS :

25 Starters

### Fastest Lap History

NO	NAME	LAP TIME	TIME OF DAY	LAP	VEHICLE
63	Oliver ALLWOOD	1:08.417	10:14:39.820	2	Mazda MX-5 Mk1
93	Jack BREWER	1:08.387	10:14:45.418	2	Mazda MX-5 Mk1
72	Matt LUFF	1:07.567	10:14:48.624	2	Mazda MX-5 Mk1
72	Matt LUFF	1:07.009	10:15:55.633	3	Mazda MX-5 Mk1
27	Luke PULLEN	1:06.951	10:16:59.338	4	Mazda MX-5 Mk1
72	Matt LUFF	1:06.574	10:17:02.197	4	Mazda MX-5 Mk1
63	Oliver ALLWOOD	1:05.377	10:18:00.075	5	Mazda MX-5 Mk1
72	Matt LUFF	1:05.239	10:18:07.446	5	Mazda MX-5 Mk1
63	Oliver ALLWOOD	1:03.085	10:19:03.161	6	Mazda MX-5 Mk1
72	Matt LUFF	1:02.482	10:19:09.930	6	Mazda MX-5 Mk1
63	Oliver ALLWOOD	1:01.806	10:20:04.966	7	Mazda MX-5 Mk1
41	Joe WIGGIN	1:01.452	10:20:09.300	7	Mazda MX-5 Mk1
72	Matt LUFF	1:00.588	10:20:10.516	7	Mazda MX-5 Mk1
63	Oliver ALLWOOD	59.999	10:21:04.964	8	Mazda MX-5 Mk1
144	Bill TAYLOR	59.954	10:21:27.347	8	Mazda MX-5 Mk1
63	Oliver ALLWOOD	58.488	10:22:03.453	9	Mazda MX-5 Mk1
63	Oliver ALLWOOD	58.333	10:24:01.093	11	Mazda MX-5 Mk1
41	Joe WIGGIN	58.093	10:24:06.711	11	Mazda MX-5 Mk1
72	Matt LUFF	57.969	10:24:06.889	11	Mazda MX-5 Mk1
63	Oliver ALLWOOD	57.835	10:24:58.929	12	Mazda MX-5 Mk1
41	Joe WIGGIN	57.701	10:25:04.412	12	Mazda MX-5 Mk1
63	Oliver ALLWOOD	57.564	10:25:56.408	13	Mazda MX-5 Mk1
41	Joe WIGGIN	57.459	10:26:59.502	14	Mazda MX-5 Mk1

Weather / Track : Drizzle / Dry

Results can be found at [www.tsl-timing.com](http://www.tsl-timing.com)

Page 2 of 3

Brands Hatch Indy  
Circuit Length = 1.2079 miles  
Start: 10:12 Flag 10:27 End: 10:28

Printed - 10:33 Saturday, 24 October 2020



**BRSCC Mazda MX-5 Championship**  
**QUALIFYING - GROUP 1 - STATISTICS**

**CLASS : INV**

**1 Starters**

**Fastest Lap History**

NO	NAME	LAP TIME	TIME OF DAY	LAP	VEHICLE
87	Oii WALDEN	<b>1:19.282</b>	10:15:53.595	2	Mazda MX-5 Mk1
87	Oii WALDEN	<b>1:16.494</b>	10:17:10.108	3	Mazda MX-5 Mk1
87	Oii WALDEN	<b>1:13.728</b>	10:18:23.835	4	Mazda MX-5 Mk1
87	Oii WALDEN	<b>1:08.719</b>	10:19:32.554	5	Mazda MX-5 Mk1
87	Oii WALDEN	<b>1:06.661</b>	10:20:39.215	6	Mazda MX-5 Mk1
87	Oii WALDEN	<b>1:04.291</b>	10:21:43.506	7	Mazda MX-5 Mk1
87	Oii WALDEN	<b>1:03.213</b>	10:27:29.094	11	Mazda MX-5 Mk1

**Weather / Track : Drizzle / Dry**

**Results can be found at [www.tsl-timing.com](http://www.tsl-timing.com)**

**Page 3 of 3**

Brands Hatch Indy  
Circuit Length = 1.2079 miles  
Start: 10:12 Flag 10:27 End: 10:28

Printed - 10:33 Saturday, 24 October 2020

# BRSCC Mazda MX-5 Championship

## QUALIFYING - GROUP 2 - CLASSIFICATION - AMENDED

POS	NO	CL	PIC NAME	ENTRY	TIME	ON	LAPS	GAP	DIFF	MPH
1	83	1	Brian TROTT (M)	Mazda MX-5 Mk1	58.290	6	13			74.60
2	81	2	Sebastian FISHER	Mazda MX-5 Mk1	59.040	6	12	0.750	0.750	73.65
3	158	3	Mike COMBER	Mazda MX-5 Mk1	59.166	6	13	0.876	0.126	73.49
4	88	4	Stuart SYMONDS	Mazda MX-5 Mk1	59.168	5	11	0.878	0.002	73.49
5	77	5	Steve FODEN	Mazda MX-5 Mk1	59.218	6	13	0.928	0.050	73.43
6	24*	6	Oliver GRAHAM	Mazda MX-5 Mk1	59.307	5	12	1.017	0.089	73.32
7	29	7	Adam CRAIG	Mazda MX-5 Mk1	59.527	5	12	1.237	0.220	73.05
8	37	8	Tim DORE (M)	Mazda MX-5 Mk1	59.531	6	11	1.241	0.004	73.04
9	97	9	Kian DONALDSON	Mazda MX-5 Mk1	1:00.351	6	12	2.061	0.820	72.05
10	145	10	Zak OATES	Mazda MX-5 Mk1	1:00.686	4	11	2.396	0.335	71.65
11	15	11	Brandon ABRAHAM	Mazda MX-5 Mk1	1:01.594	7	10	3.304	0.908	70.60
12	2	12	Jake STYLES	Mazda MX-5 Mk1	1:01.687	4	11	3.397	0.093	70.49
13	60	13	Oliver ATTARD	Mazda MX-5 Mk1	1:01.765	7	12	3.475	0.078	70.40
14	26	14	Sam ATTARD	Mazda MX-5 Mk1	1:01.811	6	12	3.521	0.046	70.35
15	230	15	Thomas HOLLAND	Mazda MX-5 Mk1	1:01.933	4	12	3.643	0.122	70.21
16	25	16	Stephen NEW	Mazda MX-5 Mk1	1:01.942	6	11	3.652	0.009	70.20
17	78	17	Richard BARTLETT (M)	Mazda MX-5 Mk1	1:02.073	6	12	3.783	0.131	70.05
18	45	18	Graham RUMSEY (M)	Mazda MX-5 Mk1	1:02.447	4	11	4.157	0.374	69.63
19	38	19	Andrew DEAN	Mazda MX-5 Mk1	1:02.532	6	12	4.242	0.085	69.54
20	67	20	Clive CHISNALL (M)	Mazda MX-5 Mk1	1:03.108	7	12	4.818	0.576	68.90
21	42	21	Toby OWEN	Mazda MX-5 Mk1	1:03.324	7	7	5.034	0.216	68.67
22	21	22	Chris MOLLOY (M) (RES)	Mazda MX-5 Mk1	1:04.100	8	12	5.810	0.776	67.84
23	50	23	Tim STORER (M)	Mazda MX-5 Mk1	1:04.319	6	11	6.029	0.219	67.60
24	22	24	Owen MILLS	Mazda MX-5 Mk1	1:04.436	5	5	6.146	0.117	67.48
25	450	25	Jake TAPLIN	Mazda MX-5 Mk1	1:04.834	7	11	6.544	0.398	67.07
DQ	195*		Ben OHARE	Mazda MX-5 Mk1						
DQ	82*		Michael KNIBBS	Mazda MX-5 Mk1						

Cars 82 & 195 - Disqualified from the results of Qualifying (G5.3.2) - Contravention of regulation C1.1.6 & Q15.1.2

Cars 45 & 145 - no working transponder

Car 38 - has 2 transponders - please remove 1

No. 24 - 1 Lap time disallowed; exceeding track limits.

Brands Hatch Indy

Circuit Length = 1.2079 miles

Start: 11:13 Flag 11:26 End: 11:27

Weather / Track : Cloudy / Dry

These results are provisional until the conclusion of any judicial and technical matters.

Clerk Of Course :	Steward :	Timekeeper :
-------------------	-----------	--------------

# BRSCC Mazda MX-5 Championship

## QUALIFYING - GROUP 2 - LAP ANALYSIS

DIFF = Difference To Personal Best Lap

P1 83 Brian TROTT (M)				
LAP	LAP TIME	DIFF	MPH	TIME OF DAY
1 -	1:10.013	11.723	62.11	11:14:49.723
2 -	1:05.127	6.837	66.77	11:15:54.850
3 -	1:02.413	4.123	69.67	11:16:57.263
4 -	1:02.692	4.402	69.36	11:17:59.955
5 -	58.719 (2)	0.429	74.05	11:18:58.674
6 -	<b>58.290 (1)</b>		<b>74.60</b>	<b>11:19:56.964</b>
7 -	1:00.160 (3)	1.870	72.28	11:20:57.124
8 -	1:00.458	2.168	71.92	11:21:57.582
9 -	1:01.258	2.968	70.98	11:22:58.840
10 -	1:05.085	6.795	66.81	11:24:03.925
11 -	1:03.899	5.609	68.05	11:25:07.824
12 -	1:03.749	5.459	68.21	11:26:11.573
13 -	1:04.598	6.308	67.31	11:27:16.171

P2 81 Sebastian FISHER				
LAP	LAP TIME	DIFF	MPH	TIME OF DAY
1 -	1:09.432	10.392	62.63	11:14:55.772
2 -	1:06.442	7.402	65.44	11:16:02.214
3 -	1:03.905	4.865	68.04	11:17:06.119
4 -	1:00.542	1.502	71.82	11:18:06.661
5 -	59.420 (2)	0.380	73.18	11:19:06.081
6 -	<b>59.040 (1)</b>		<b>73.65</b>	<b>11:20:05.121</b>
7 -	59.594 (3)	0.554	72.97	11:21:04.715
8 -	1:00.491	1.451	71.88	11:22:05.206
9 -	1:01.379	2.339	70.84	11:23:06.585
10 -	1:00.994	1.954	71.29	11:24:07.579
11 -	2:08.551 P	1:09.511	33.82	11:26:16.130
12 -	1:06.043	7.003	65.84	11:27:22.173

P3 82 Michael KNIBBS				
LAP	LAP TIME	DIFF	MPH	TIME OF DAY
1 -	1:08.714	9.565	63.28	11:15:16.967
2 -	1:05.718	6.569	66.17	11:16:22.685
3 -	1:01.587	2.438	70.60	11:17:24.272
4 -	1:00.892 (3)	1.743	71.41	11:18:25.164
5 -	1:00.153 (2)	1.004	72.29	11:19:25.317
6 -	<b>59.149 (1)</b>		<b>73.51</b>	<b>11:20:24.466</b>
7 -	1:04.931	5.782	66.97	11:21:29.397
8 -	1:00.950	1.801	71.34	11:22:30.347
9 -	1:01.936	2.787	70.21	11:23:32.283
10 -	1:03.774	4.625	68.18	11:24:36.057
11 -	1:01.903	2.754	70.24	11:25:37.960
12 -	1:05.631	6.482	66.25	11:26:43.591

P4 158 Mike COMBER				
LAP	LAP TIME	DIFF	MPH	TIME OF DAY
1 -	1:10.176	11.010	61.96	11:14:45.838
2 -	1:06.132	6.966	65.75	11:15:51.970
3 -	1:04.103	4.937	67.83	11:16:56.073
4 -	1:01.288	2.122	70.95	11:17:57.361
5 -	59.841 (2)	0.675	72.66	11:18:57.202
6 -	<b>59.166 (1)</b>		<b>73.49</b>	<b>11:19:56.368</b>
7 -	1:01.417	2.251	70.80	11:20:57.785
8 -	1:01.300	2.134	70.93	11:21:59.085
9 -	1:00.824 (3)	1.658	71.49	11:22:59.909
10 -	1:03.156	3.990	68.85	11:24:03.065
11 -	1:02.337	3.171	69.75	11:25:05.402
12 -	1:04.179	5.013	67.75	11:26:09.581
13 -	1:04.701	5.535	67.21	11:27:14.282

DIFF = Difference To Personal Best Lap

P5 88 Stuart SYMONDS				
LAP	LAP TIME	DIFF	MPH	TIME OF DAY
1 -	1:12.841	13.673	59.69	11:14:51.571
2 -	1:07.230	8.062	64.68	11:15:58.801
3 -	1:03.153	3.985	68.85	11:17:01.954
4 -	1:00.670	1.502	71.67	11:18:02.624
5 -	<b>59.168 (1)</b>		<b>73.49</b>	<b>11:19:01.792</b>
6 -	59.175 (2)	0.007	73.48	11:20:00.967
7 -	59.606 (3)	0.438	72.95	11:21:00.573
8 -	1:01.290	2.122	70.95	11:22:01.863
9 -	1:02.057	2.889	70.07	11:23:03.920
10 -	1:01.770	2.602	70.39	11:24:05.690
11 -	1:07.419	8.251	64.50	11:25:13.109

P6 77 Steve FODEN				
LAP	LAP TIME	DIFF	MPH	TIME OF DAY
1 -	1:09.728	10.510	62.36	11:14:46.117
2 -	1:07.271	8.053	64.64	11:15:53.388
3 -	1:03.679	4.461	68.28	11:16:57.067
4 -	1:00.504 (3)	1.286	71.87	11:17:57.571
5 -	59.771 (2)	0.553	72.75	11:18:57.342
6 -	<b>59.218 (1)</b>		<b>73.43</b>	<b>11:19:56.560</b>
7 -	1:00.600	1.382	71.75	11:20:57.160
8 -	1:01.785	2.567	70.38	11:21:58.945
9 -	1:02.452	3.234	69.63	11:23:01.397
10 -	1:03.064	3.846	68.95	11:24:04.461
11 -	1:01.881	2.663	70.27	11:25:06.342
12 -	1:03.747	4.529	68.21	11:26:10.089
13 -	1:04.852	5.634	67.05	11:27:14.941

P7 24 Oliver GRAHAM				
LAP	LAP TIME	DIFF	MPH	TIME OF DAY
1 -	1:09.883	10.576	62.22	11:14:54.647
2 -	1:07.316	8.009	64.59	11:16:01.963
3 -	<del>1:03.447</del> D	4.140	68.53	11:17:05.410
4 -	1:00.345	1.038	72.06	11:18:05.755
5 -	<b>59.307 (1)</b>		<b>73.32</b>	<b>11:19:05.062</b>
6 -	59.426 (2)	0.119	73.17	11:20:04.488
7 -	1:00.024 (3)	0.717	72.44	11:21:04.512
8 -	1:00.447	1.140	71.94	11:22:04.959
9 -	1:01.075	1.768	71.20	11:23:06.034
10 -	1:01.733	2.426	70.44	11:24:07.767
11 -	2:09.466 P	1:10.159	33.58	11:26:17.233
12 -	1:06.972	7.665	64.93	11:27:24.205

P8 29 Adam CRAIG				
LAP	LAP TIME	DIFF	MPH	TIME OF DAY
1 -	1:12.061	12.534	60.34	11:15:15.673
2 -	1:06.722	7.195	65.17	11:16:22.395
3 -	1:00.940	1.413	71.35	11:17:23.335
4 -	59.602 (2)	0.075	72.96	11:18:22.937
5 -	<b>59.527 (1)</b>		<b>73.05</b>	<b>11:19:22.464</b>
6 -	59.695 (3)	0.168	72.84	11:20:22.159
7 -	1:09.484	9.957	62.58	11:21:31.643
8 -	1:00.668	1.141	71.67	11:22:32.311
9 -	1:02.637	3.110	69.42	11:23:34.948
10 -	1:01.956	2.429	70.18	11:24:36.904
11 -	1:01.703	2.176	70.47	11:25:38.607
12 -	1:03.788	4.261	68.17	11:26:42.395

Weather / Track : Cloudy / Dry

Brands Hatch Indy  
Circuit Length = 1.2079 miles  
Start: 11:13 Flag 11:26 End: 11:27

# BRSCC Mazda MX-5 Championship

## QUALIFYING - GROUP 2 - LAP ANALYSIS

DIFF = Difference To Personal Best Lap

P9 37 Tim DORE (M)				
LAP	LAP TIME	DIFF	MPH	TIME OF DAY
1 -	1:11.948	12.417	60.44	11:14:52.271
2 -	1:07.077	7.546	64.83	11:15:59.348
3 -	1:03.308	3.777	68.68	11:17:02.656
4 -	1:00.438 (3)	0.907	71.95	11:18:03.094
5 -	59.638 (2)	0.107	72.91	11:19:02.732
6 -	<b>59.531 (1)</b>		<b>73.04</b>	<b>11:20:02.263</b>
7 -	1:00.673	1.142	71.67	11:21:02.936
8 -	1:01.622	2.091	70.56	11:22:04.558
9 -	1:01.679	2.148	70.50	11:23:06.237
10 -	1:12.136	12.605	60.28	11:24:18.373
11 -	1:02.314	2.783	69.78	11:25:20.687

P10 195 Ben OHARE				
LAP	LAP TIME	DIFF	MPH	TIME OF DAY
1 -	1:09.575	10.012	62.50	11:15:27.686
2 -	1:03.419	3.856	68.56	11:16:31.105
3 -	1:01.859	2.296	70.29	11:17:32.964
4 -	<b>59.563 (1)</b>		<b>73.00</b>	<b>11:18:32.527</b>
5 -	1:02.071	2.508	70.05	11:19:34.598
6 -	1:00.195 (2)	0.632	72.24	11:20:34.793
7 -	1:00.524 (3)	0.961	71.84	11:21:35.317
8 -	1:01.031	1.468	71.25	11:22:36.348
9 -	1:01.261	1.698	70.98	11:23:37.609
10 -	1:04.719	5.156	67.19	11:24:42.328
11 -	1:04.144	4.581	67.79	11:25:46.472
12 -	1:05.223	5.660	66.67	11:26:51.695

P11 97 Kian DONALDSON				
LAP	LAP TIME	DIFF	MPH	TIME OF DAY
1 -	1:12.330	11.979	60.12	11:15:28.671
2 -	1:04.920	4.569	66.98	11:16:33.591
3 -	1:02.287	1.936	69.81	11:17:35.878
4 -	1:03.264	2.913	68.73	11:18:39.142
5 -	1:00.646 (2)	0.295	71.70	11:19:39.788
6 -	<b>1:00.351 (1)</b>		<b>72.05</b>	<b>11:20:40.139</b>
7 -	1:02.068 (3)	1.717	70.06	11:21:42.207
8 -	1:02.356	2.005	69.73	11:22:44.563
9 -	1:03.553	3.202	68.42	11:23:48.116
10 -	1:03.578	3.227	68.39	11:24:51.694
11 -	1:04.376	4.025	67.55	11:25:56.070
12 -	1:06.057	5.706	65.83	11:27:02.127

P12 145 Zak OATES				
LAP	LAP TIME	DIFF	MPH	TIME OF DAY
1 -	1:06.599	5.913	65.29	11:16:05.598
2 -	1:03.799	3.113	68.16	11:17:09.397
3 -	1:02.874	2.188	69.16	11:18:12.271
4 -	<b>1:00.686 (1)</b>		<b>71.65</b>	<b>11:19:12.957</b>
5 -	1:01.033 (2)	0.347	71.25	11:20:13.990
6 -	1:01.337 (3)	0.651	70.89	11:21:15.327
7 -	1:02.249	1.563	69.85	11:22:17.576
8 -	1:02.470	1.784	69.61	11:23:20.046
9 -	1:03.469	2.783	68.51	11:24:23.515
10 -	1:03.445	2.759	68.54	11:25:26.960
11 -	1:05.432	4.746	66.45	11:26:32.392

P13 550 Thomas MALLETT				
LAP	LAP TIME	DIFF	MPH	TIME OF DAY
1 -	1:13.393	11.460	59.25	11:15:27.669
2 -	1:09.285	7.352	62.76	11:16:36.954
3 -	1:03.856	1.923	68.10	11:17:40.810
4 -	<b>1:01.933 (1)</b>		<b>70.21</b>	<b>11:18:42.743</b>

DIFF = Difference To Personal Best Lap

1 -	1:11.672	10.078	60.67	11:15:11.116
2 -	1:06.525	4.931	65.36	11:16:17.641
3 -	1:03.579	1.985	68.39	11:17:21.220
4 -	1:02.652 (2)	1.058	69.40	11:18:23.872
5 -	3:36.248 P	2:34.654	20.10	11:22:00.120
6 -	1:04.209	2.615	67.72	11:23:04.329
7 -	<b>1:01.594 (1)</b>		<b>70.60</b>	<b>11:24:05.923</b>
8 -	1:03.096 (3)	1.502	68.92	11:25:09.019
9 -	1:04.661	3.067	67.25	11:26:13.680
10 -	1:05.543	3.949	66.34	11:27:19.223

P14 2 Jake STYLES				
LAP	LAP TIME	DIFF	MPH	TIME OF DAY
1 -	1:16.544	14.857	56.81	11:16:09.692
2 -	1:05.090	3.403	66.80	11:17:14.782
3 -	1:02.643 (2)	0.956	69.41	11:18:17.425
4 -	<b>1:01.687 (1)</b>		<b>70.49</b>	<b>11:19:19.112</b>
5 -	1:04.482	2.795	67.43	11:20:23.594
6 -	1:03.714	2.027	68.25	11:21:27.308
7 -	1:03.198 (3)	1.511	68.80	11:22:30.506
8 -	1:04.410	2.723	67.51	11:23:34.916
9 -	1:04.000	2.313	67.94	11:24:38.916
10 -	1:06.991	5.304	64.91	11:25:45.907
11 -	1:07.162	5.475	64.74	11:26:53.069

P15 60 Oliver ATTARD				
LAP	LAP TIME	DIFF	MPH	TIME OF DAY
1 -	1:11.181	9.416	61.09	11:14:53.262
2 -	1:07.127	5.362	64.78	11:16:00.389
3 -	1:05.558	3.793	66.33	11:17:05.947
4 -	1:04.291	2.526	67.63	11:18:10.238
5 -	1:02.249 (3)	0.484	69.85	11:19:12.487
6 -	1:03.349	1.584	68.64	11:20:15.836
7 -	<b>1:01.765 (1)</b>		<b>70.40</b>	<b>11:21:17.601</b>
8 -	1:02.172 (2)	0.407	69.94	11:22:19.773
9 -	1:02.884	1.119	69.15	11:23:22.657
10 -	1:03.572	1.807	68.40	11:24:26.229
11 -	1:02.537	0.772	69.53	11:25:28.766
12 -	1:08.267	6.502	63.69	11:26:37.033

P16 26 Sam ATTARD				
LAP	LAP TIME	DIFF	MPH	TIME OF DAY
1 -	1:10.612	8.801	61.58	11:14:53.962
2 -	1:08.123	6.312	63.83	11:16:02.085
3 -	1:04.499	2.688	67.42	11:17:06.584
4 -	1:02.571	0.760	69.49	11:18:09.155
5 -	1:01.945 (2)	0.134	70.20	11:19:11.100
6 -	<b>1:01.811 (1)</b>		<b>70.35</b>	<b>11:20:12.911</b>
7 -	1:03.050	1.239	68.97	11:21:15.961
8 -	1:02.407 (3)	0.596	69.68	11:22:18.368
9 -	1:03.248	1.437	68.75	11:23:21.616
10 -	1:03.116	1.305	68.89	11:24:24.732
11 -	1:05.009	3.198	66.89	11:25:29.741
12 -	1:06.681	4.870	65.21	11:26:36.422

P17 230 Thomas HOLLAND				
LAP	LAP TIME	DIFF	MPH	TIME OF DAY
1 -	1:13.393	11.460	59.25	11:15:27.669
2 -	1:09.285	7.352	62.76	11:16:36.954
3 -	1:03.856	1.923	68.10	11:17:40.810
4 -	<b>1:01.933 (1)</b>		<b>70.21</b>	<b>11:18:42.743</b>

Weather / Track : Cloudy / Dry

Brands Hatch Indy  
Circuit Length = 1.2079 miles  
Start: 11:13 Flag 11:26 End: 11:27

# BRSCC Mazda MX-5 Championship

## QUALIFYING - GROUP 2 - LAP ANALYSIS

DIFF = Difference To Personal Best Lap

5 -	1:02.584	0.651	69.48	11:19:45.327
6 -	1:02.693	0.760	69.36	11:20:48.020
7 -	1:02.018 (3)	0.085	70.11	11:21:50.038
8 -	1:02.348	0.415	69.74	11:22:52.386
9 -	1:02.003 (2)	0.070	70.13	11:23:54.389
10 -	1:03.290	1.357	68.70	11:24:57.679
11 -	1:03.374	1.441	68.61	11:26:01.053
12 -	1:07.089	5.156	64.81	11:27:08.142

### P18 25 Stephen NEW

LAP	LAP TIME	DIFF	MPH	TIME OF DAY
1 -	1:13.435	11.493	59.21	11:15:15.311
2 -	1:09.200	7.258	62.84	11:16:24.511
3 -	1:04.029	2.087	67.91	11:17:28.540
4 -	1:02.473 (3)	0.531	69.60	11:18:31.013
5 -	1:03.814	1.872	68.14	11:19:34.827
<b>6 -</b>	<b>1:01.942 (1)</b>		<b>70.20</b>	<b>11:20:36.769</b>
7 -	1:02.167 (2)	0.225	69.95	11:21:38.936
8 -	1:03.657	1.715	68.31	11:22:42.593
9 -	1:04.598	2.656	67.31	11:23:47.191
10 -	1:03.370	1.428	68.62	11:24:50.561
11 -	1:02.954	1.012	69.07	11:25:53.515

### P19 78 Richard BARTLETT (M)

LAP	LAP TIME	DIFF	MPH	TIME OF DAY
1 -	1:11.410	9.337	60.89	11:15:08.474
2 -	1:06.340	4.267	65.55	11:16:14.814
3 -	1:05.898	3.825	65.98	11:17:20.712
4 -	1:06.303	4.230	65.58	11:18:27.015
5 -	1:02.497 (2)	0.424	69.58	11:19:29.512
<b>6 -</b>	<b>1:02.073 (1)</b>		<b>70.05</b>	<b>11:20:31.585</b>
7 -	1:04.172 (3)	2.099	67.76	11:21:35.757
8 -	1:04.863	2.790	67.04	11:22:40.620
9 -	1:06.001	3.928	65.88	11:23:46.621
10 -	1:06.080	4.007	65.80	11:24:52.701
11 -	1:05.133	3.060	66.76	11:25:57.834
12 -	1:05.940	3.867	65.94	11:27:03.774

### P20 45 Graham RUMSEY (M)

LAP	LAP TIME	DIFF	MPH	TIME OF DAY
1 -	1:08.092	5.645	63.86	11:16:16.385
2 -	1:05.009	2.562	66.89	11:17:21.394
3 -	1:03.510 (2)	1.063	68.47	11:18:24.904
<b>4 -</b>	<b>1:02.447 (1)</b>		<b>69.63</b>	<b>11:19:27.351</b>
5 -	1:04.261 (3)	1.814	67.67	11:20:31.612
6 -	1:04.515	2.068	67.40	11:21:36.127
7 -	1:08.818	6.371	63.18	11:22:44.945
8 -	1:05.011	2.564	66.89	11:23:49.956
9 -	1:05.042	2.595	66.85	11:24:54.998
10 -	1:04.552	2.105	67.36	11:25:59.550
11 -	1:06.178	3.731	65.71	11:27:05.728

### P21 38 Andrew DEAN

LAP	LAP TIME	DIFF	MPH	TIME OF DAY
1 -	1:13.764	11.232	58.95	11:15:09.834
2 -	1:08.766	6.234	63.23	11:16:18.600
3 -	1:05.709	3.177	66.17	11:17:24.309
4 -	1:05.662	3.130	66.22	11:18:29.971
5 -	1:06.917	4.385	64.98	11:19:36.888
<b>6 -</b>	<b>1:02.532 (1)</b>		<b>69.54</b>	<b>11:20:39.420</b>
7 -	1:03.723 (3)	1.191	68.24	11:21:43.143

DIFF = Difference To Personal Best Lap

8 -	1:03.060 (2)	0.528	68.95	11:22:46.203
9 -	1:04.173	1.641	67.76	11:23:50.376
10 -	1:06.476	3.944	65.41	11:24:56.852
11 -	1:06.289	3.757	65.60	11:26:03.141
12 -	1:07.723	5.191	64.21	11:27:10.864

### P22 67 Clive CHISNALL (M)

LAP	LAP TIME	DIFF	MPH	TIME OF DAY
1 -	1:16.628	13.520	56.74	11:15:21.209
2 -	1:08.937	5.829	63.08	11:16:30.146
3 -	1:05.115	2.007	66.78	11:17:35.261
4 -	1:04.873	1.765	67.03	11:18:40.134
5 -	1:03.664 (2)	0.556	68.30	11:19:43.798
6 -	1:04.882	1.774	67.02	11:20:48.680
<b>7 -</b>	<b>1:03.108 (1)</b>		<b>68.90</b>	<b>11:21:51.788</b>
8 -	1:03.828 (3)	0.720	68.13	11:22:55.616
9 -	1:04.686	1.578	67.22	11:24:00.302
10 -	1:05.128	2.020	66.77	11:25:05.430
11 -	1:06.681	3.573	65.21	11:26:12.111
12 -	1:07.732	4.624	64.20	11:27:19.843

### P23 42 Toby OWEN

LAP	LAP TIME	DIFF	MPH	TIME OF DAY
1 -	1:45.663	42.339	41.15	11:15:35.793
2 -	1:07.920	4.596	64.02	11:16:43.713
3 -	1:05.355	2.031	66.53	11:17:49.068
4 -	1:03.552 (2)	0.228	68.42	11:18:52.620
5 -	1:04.489 (3)	1.165	67.43	11:19:57.109
6 -	1:05.050	1.726	66.85	11:21:02.159
<b>7 -</b>	<b>1:03.324 (1)</b>		<b>68.67</b>	<b>11:22:05.483</b>

### P24 21 Matthew FLETCHER (RES)

LAP	LAP TIME	DIFF	MPH	TIME OF DAY
1 -	1:12.829	8.729	59.70	11:15:06.690
2 -	1:07.984	3.884	63.96	11:16:14.674
3 -	1:09.124	5.024	62.91	11:17:23.798
4 -	1:05.819	1.719	66.06	11:18:29.617
5 -	1:04.439 (2)	0.339	67.48	11:19:34.056
6 -	1:05.388	1.288	66.50	11:20:39.444
7 -	1:05.000 (3)	0.900	66.90	11:21:44.444
<b>8 -</b>	<b>1:04.100 (1)</b>		<b>67.84</b>	<b>11:22:48.544</b>
9 -	1:05.338	1.238	66.55	11:23:53.882
10 -	1:05.027	0.927	66.87	11:24:58.909
11 -	1:05.224	1.124	66.67	11:26:04.133
12 -	1:07.630	3.530	64.29	11:27:11.763

### P25 50 Tim STORER (M)

LAP	LAP TIME	DIFF	MPH	TIME OF DAY
1 -	1:15.266	10.947	57.77	11:15:13.705
2 -	1:11.856	7.537	60.51	11:16:25.561
3 -	1:08.054	3.735	63.89	11:17:33.615
4 -	1:06.245 (3)	1.926	65.64	11:18:39.860
5 -	1:05.799 (2)	1.480	66.08	11:19:45.659
<b>6 -</b>	<b>1:04.319 (1)</b>		<b>67.60</b>	<b>11:20:49.978</b>
7 -	1:27.734	23.415	49.56	11:22:17.712
8 -	1:10.619	6.300	61.57	11:23:28.331
9 -	1:09.975	5.656	62.14	11:24:38.306
10 -	1:09.332	5.013	62.72	11:25:47.638
11 -	1:09.073	4.754	62.95	11:26:56.711

Weather / Track : Cloudy / Dry

Brands Hatch Indy  
Circuit Length = 1.2079 miles  
Start: 11:13 Flag 11:26 End: 11:27

# BRSCC Mazda MX-5 Championship

## QUALIFYING - GROUP 2 - LAP ANALYSIS

DIFF = Difference To Personal Best Lap

<b>P26 22 Owen MILLS</b>				
LAP	LAP TIME	DIFF	MPH	TIME OF DAY
1 -	1:14.788	10.352	58.14	11:14:52.555
2 -	1:09.216	4.780	62.82	11:16:01.771
3 -	1:06.968 <b>(3)</b>	2.532	64.93	11:17:08.739
4 -	1:05.142 <b>(2)</b>	0.706	66.75	11:18:13.881
5 -	<b>1:04.436 (1)</b>		<b>67.48</b>	<b>11:19:18.317</b>

<b>P27 450 Jake TAPLIN</b>				
LAP	LAP TIME	DIFF	MPH	TIME OF DAY
1 -	1:15.669	10.835	57.46	11:15:26.192
2 -	1:11.336	6.502	60.95	11:16:37.528
3 -	1:08.106	3.272	63.85	11:17:45.634
4 -	1:05.800 <b>(3)</b>	0.966	66.08	11:18:51.434
5 -	1:05.405 <b>(2)</b>	0.571	66.48	11:19:56.839
6 -	1:06.694	1.860	65.20	11:21:03.533
7 -	<b>1:04.834 (1)</b>		<b>67.07</b>	<b>11:22:08.367</b>
8 -	1:06.841	2.007	65.05	11:23:15.208
9 -	1:06.539	1.705	65.35	11:24:21.747
10 -	1:06.500	1.666	65.39	11:25:28.247
11 -	1:07.957	3.123	63.99	11:26:36.204

# BRSCC Mazda MX-5 Championship

## QUALIFYING - GROUP 2 - STATISTICS

**Competitors Started** 27  
**Planned Start** 2020-10-24 @ 11:30:00.000  
**Actual Start** 2020-10-24 @ 11:13:32.883  
**Finish Time** 2020-10-24 @ 11:26:33.713  
**Track Length** 1.2079mi.  
**Total Laps** 305  
**Total Distance Covered** 368.4234mi.

### Session Fastest Lap History

NO	CL	NAME	LAP TIME	TIME OF DAY	LAP	VEHICLE
158		Mike COMBER	1:06.132	11:15:51.983	2	Mazda MX-5 Mk1
83		Brian TROTT (M)	1:05.127	11:15:54.861	2	Mazda MX-5 Mk1
195		Ben OHARE	1:03.419	11:16:31.119	2	Mazda MX-5 Mk1
83		Brian TROTT (M)	1:02.413	11:16:57.275	3	Mazda MX-5 Mk1
29		Adam CRAIG	1:00.940	11:17:23.352	3	Mazda MX-5 Mk1
77		Steve FODEN	1:00.504	11:17:57.584	4	Mazda MX-5 Mk1
37		Tim DORE (M)	1:00.438	11:18:03.102	4	Mazda MX-5 Mk1
24		Oliver GRAHAM	1:00.345	11:18:05.772	4	Mazda MX-5 Mk1
29		Adam CRAIG	59.602	11:18:22.953	4	Mazda MX-5 Mk1
195		Ben OHARE	59.563	11:18:32.541	4	Mazda MX-5 Mk1
83		Brian TROTT (M)	58.719	11:18:58.685	5	Mazda MX-5 Mk1
83		Brian TROTT (M)	58.290	11:19:56.964	6	Mazda MX-5 Mk1

### Flag History

TYPE	TIME OF DAY
GREEN	11:13:32.883
FINISH	11:26:33.713

### Flag Statistics

TYPE	COUNT	TOTAL LAPS	TOTAL TIME
Green	1	13	14:23.149
Red	0	0	0.000
Safety Car	0	0	0.000
FCY	0	0	0.000

Weather / Track : Cloudy / Dry

**BRSCC Mazda MX-5 Championship**  
**QUALIFYING - GROUP 2 - STATISTICS**

**CLASS :**

**27 Starters**

**Fastest Lap History**

NO	NAME	LAP TIME	TIME OF DAY	LAP	VEHICLE
158	Mike COMBER	1:06.132	11:15:51.983	2	Mazda MX-5 Mk1
83	Brian TROTT (M)	1:05.127	11:15:54.861	2	Mazda MX-5 Mk1
195	Ben OHARE	1:03.419	11:16:31.119	2	Mazda MX-5 Mk1
83	Brian TROTT (M)	1:02.413	11:16:57.275	3	Mazda MX-5 Mk1
29	Adam CRAIG	1:00.940	11:17:23.352	3	Mazda MX-5 Mk1
77	Steve FODEN	1:00.504	11:17:57.584	4	Mazda MX-5 Mk1
37	Tim DORE (M)	1:00.438	11:18:03.102	4	Mazda MX-5 Mk1
24	Oliver GRAHAM	1:00.345	11:18:05.772	4	Mazda MX-5 Mk1
29	Adam CRAIG	59.602	11:18:22.953	4	Mazda MX-5 Mk1
195	Ben OHARE	59.563	11:18:32.541	4	Mazda MX-5 Mk1
83	Brian TROTT (M)	58.719	11:18:58.685	5	Mazda MX-5 Mk1
83	Brian TROTT (M)	58.290	11:19:56.964	6	Mazda MX-5 Mk1

**Weather / Track : Cloudy / Dry**

**Results can be found at [www.tsl-timing.com](http://www.tsl-timing.com)**

**Page 2 of 2**


Brands Hatch Indy  
Circuit Length = 1.2079 miles  
Start: 11:13 Flag 11:26 End: 11:27

Printed - 11:29 Saturday, 24 October 2020



# BRSCC Mazda MX-5 Championship

## RACE 7 - GROUP A & C - GRID (15 minutes)

ROW 17	33	66	David SCOULLER (M)	34	195	Ben OHARE	
ROW 16		31	22	Owen MILLS	32	450	Jake TAPLIN
ROW 15	29	53	Jonathan FIELDSSEND (M)	30	87	Oli WALDEN	
ROW 14		27	67	Clive CHISNALL (M)	28	42	Toby OWEN
ROW 13	25	5	Nick LE DOYEN (M)	26	73	Beau PARRY	
ROW 12		23	78	Richard BARTLETT (M)	24	45	Graham RUMSEY (M)
ROW 11	21	264	William BREAME	22	30	Marco ATTARD (M)	
ROW 10		19	26	Sam ATTARD	20	230	Thomas HOLLAND
ROW 9	17	4	Paul BATEMAN (M)	18	61	Jack WARRY	
ROW 8		15	15	Brandon ABRAHAM	16	2	Jake STYLES
ROW 7	13	17	Harry STORER	14	44	George KING	
ROW 6		11	37	Tim DORE (M)	12	97	Kian DONALDSON
ROW 5	9	55	Matt POLLARD	10	144	Bill TAYLOR	
ROW 4		7	77	Steve FODEN	8	24	Oliver GRAHAM
ROW 3	5	93	Jack BREWER	6	263	Fraser FENWICK	
ROW 2		3	81	Sebastian FISHER	4	158	Mike COMBER
ROW 1	1	41	Joe WIGGIN	2	63	Oliver ALLWOOD	
<b>Pole</b>							
							

Reserve - Car 21

Brands Hatch Indy  
Circuit Length = 1.2079 miles

These results are provisional until the conclusion of any judicial and technical matters.


Clerk Of Course :	Steward :	Timekeeper :

Results can be found at [www.tsl-timing.com](http://www.tsl-timing.com)

Printed - 13:48 Saturday, 24 October 2020

# BRSCC Mazda MX-5 Championship

## RACE 12 - GROUP A & B - GRID (15 minutes) - AMENDED

ROW 17	33	66	David SCOULLER (M)	34	82	Michael KNIBBS
ROW 16	31	50	Tim STORER (M)	32	31	Bryn GRIFFITHS (M)
ROW 15	29	70	Michael PEARCE (M)	30	53	Jonathan FIELDSEND (M)
ROW 14	27	67	Clive CHISNALL (M)	28	21	Matthew FLETCHER (RES)
ROW 13	25	5	Nick LE DOYEN (M)	26	38	Andrew DEAN
ROW 12	23	78	Richard BARTLETT (M)	24	20	Christopher GINN (M)
ROW 11	21	264	William BREAME	22	25	Stephen NEW
ROW 10	19	26	Sam ATTARD	20	122	Paul KING (M)
ROW 9	17	4	Paul BATEMAN (M)	18	60	Oliver ATTARD
ROW 8	15	15	Brandon ABRAHAM	16	550	Thomas MALLETT
ROW 7	13	17	Harry STORER	14	145	Zak OATES
ROW 6	11	37	Tim DORE (M)	12	3	Richard WOOTTEN
ROW 5	9	55	Matt POLLARD	10	29	Adam CRAIG
ROW 4	7	77	Steve FODEN	8	27	Luke PULLEN
ROW 3	5	93	Jack BREWER	6	88	Stuart SYMONDS
ROW 2	3	81	Sebastian FISHER	4	72	Matt LUFF
ROW 1	1	41	Joe WIGGIN	2	83	Brian TROTT (M)
<b>Pole</b>						
						

Car 22 - withdrawn  
Car 21 to start

Brands Hatch Indy  
Circuit Length = 1.2079 miles

These results are provisional until the conclusion of any judicial and technical matters.

Clerk Of Course :	Steward :	Timekeeper :

Results can be found at [www.tsl-timing.com](http://www.tsl-timing.com)


Printed - 09:13 Sunday, 25 October 2020

# BRSCC Mazda MX-5 Championship

## RACE 18 - GROUP B & C - GRID (15 minutes)

ROW 17	33	82	Michael KNIBBS	34	195	Ben OHARE	
ROW 16		31	31	Bryn GRIFFITHS (M)	32	450	Jake TAPLIN
ROW 15	29	50	Tim STORER (M)	30	87	Oli WALDEN	
ROW 14		27	70	Michael PEARCE (M)	28	42	Toby OWEN
ROW 13	25	38	Andrew DEAN	26	73	Beau PARRY	
ROW 12		23	20	Christopher GINN (M)	24	45	Graham RUMSEY (M)
ROW 11	21	25	Stephen NEW	22	30	Marco ATTARD (M)	
ROW 10		19	122	Paul KING (M)	20	230	Thomas HOLLAND
ROW 9	17	60	Oliver ATTARD	18	61	Jack WARRY	
ROW 8		15	550	Thomas MALLETT	16	2	Jake STYLES
ROW 7	13	145	Zak OATES	14	44	George KING	
ROW 6		11	3	Richard WOOTTEN	12	97	Kian DONALDSON
ROW 5	9	29	Adam CRAIG	10	144	Bill TAYLOR	
ROW 4		7	27	Luke PULLEN	8	24	Oliver GRAHAM
ROW 3	5	88	Stuart SYMONDS	6	263	Fraser FENWICK	
ROW 2		3	72	Matt LUFF	4	158	Mike COMBER
ROW 1	1	83	Brian TROTT (M)	2	63	Oliver ALLWOOD	

**Pole**



Reserve - Car 21

Brands Hatch Indy  
Circuit Length = 1.2079 miles

These results are provisional until the conclusion of any judicial and technical matters.

Clerk Of Course :	Steward :	Timekeeper :
-------------------	-----------	--------------

Results can be found at [www.tsl-timing.com](http://www.tsl-timing.com)

Printed - 13:56 Saturday, 24 October 2020

# BRSCC Mazda MX-5 Championship

## RACE 7 - GROUP A & C - CLASSIFICATION

POS	NO	CL	PIC NAME	ENTRY	LAPS	TIME	GAP	DIFF	MPH	BEST	ON
1	63		1 Oliver ALLWOOD	Mazda MX-5 Mk1	12	15:11.362			57.25	1:09.246	7
2	263		2 Fraser FENWICK	Mazda MX-5 Mk1	12	15:11.602	0.240	0.240	57.24	1:09.122	6
3	97		3 Kian DONALDSON	Mazda MX-5 Mk1	12	15:11.844	0.482	0.242	57.22	1:09.057	7
4	158		4 Mike COMBER	Mazda MX-5 Mk1	12	15:12.035	0.673	0.191	57.21	1:09.330	3
5	41		5 Joe WIGGIN	Mazda MX-5 Mk1	12	15:12.847	1.485	0.812	57.16	1:09.088	7
6	81		6 Sebastian FISHER	Mazda MX-5 Mk1	12	15:14.163	2.801	1.316	57.08	1:09.445	3
7	195		7 Ben OHARE	Mazda MX-5 Mk1	12	15:14.341	2.979	0.178	57.07	1:08.884	4
8	24		8 Oliver GRAHAM	Mazda MX-5 Mk1	12	15:15.547	4.185	1.206	56.99	1:09.617	12
9	77		9 Steve FODEN	Mazda MX-5 Mk1	12	15:16.178	4.816	0.631	56.95	1:09.623	7
10	37		10 Tim DORE (M)	Mazda MX-5 Mk1	12	15:16.431	5.069	0.253	56.94	1:09.646	12
11	4		11 Paul BATEMAN (M)	Mazda MX-5 Mk1	12	15:16.568	5.206	0.137	56.93	1:09.048	6
12	55		12 Matt POLLARD	Mazda MX-5 Mk1	12	15:19.648	8.286	3.080	56.74	1:08.685	3
13	93		13 Jack BREWER	Mazda MX-5 Mk1	12	15:20.326	8.964	0.678	56.70	1:10.149	8
14	230		14 Thomas HOLLAND	Mazda MX-5 Mk1	12	15:26.690	15.328	6.364	56.31	1:10.028	3
15	2		15 Jake STYLES	Mazda MX-5 Mk1	12	15:27.299	15.937	0.609	56.27	1:09.961	7
16	17		16 Harry STORER	Mazda MX-5 Mk1	12	15:29.208	17.846	1.909	56.15	1:11.003	7
17	61		17 Jack WARRY	Mazda MX-5 Mk1	12	15:30.828	19.466	1.620	56.06	1:12.160	12
18	5		18 Nick LE DOYEN (M)	Mazda MX-5 Mk1	12	15:33.339	21.977	2.511	55.91	1:11.845	4
19	26		19 Sam ATTARD	Mazda MX-5 Mk1	12	15:35.390	24.028	2.051	55.78	1:12.128	3
20	44		20 George KING	Mazda MX-5 Mk1	12	15:37.220	25.858	1.830	55.67	1:10.057	4
21	264		21 William BREAME	Mazda MX-5 Mk1	12	15:37.237	25.875	0.017	55.67	1:12.385	5
22	45		22 Graham RUMSEY (M)	Mazda MX-5 Mk1	12	15:39.186	27.824	1.949	55.56	1:12.813	6
23	15		23 Brandon ABRAHAM	Mazda MX-5 Mk1	12	15:40.120	28.758	0.934	55.50	1:12.634	7
24	450		24 Jake TAPLIN	Mazda MX-5 Mk1	12	15:40.451	29.089	0.331	55.48	1:13.265	3
25	78		25 Richard BARTLETT (M)	Mazda MX-5 Mk1	12	15:43.262	31.900	2.811	55.32	1:13.349	5
26	21		26 Chris MOLLOY (RES)	Mazda MX-5 Mk1	12	15:44.031	32.669	0.769	55.27	1:12.437	8
27	73		27 Beau PARRY	Mazda MX-5 Mk1	12	15:46.794	35.432	2.763	55.11	1:14.215	12
28	42		28 Toby OWEN	Mazda MX-5 Mk1	12	15:49.926	38.564	3.132	54.93	1:14.558	5
29	87	INV	1 Oli WALDEN	Mazda MX-5 Mk1	12	15:53.618	42.256	3.692	54.72	1:14.592	2
30	53		29 Jonathan FIELDSEND (M)	Mazda MX-5 Mk1	12	15:55.820	44.458	2.202	54.59	1:12.752	6
31	66		30 David SCOULLER (M)	Mazda MX-5 Mk1	11	15:35.194	1 Lap	1 Lap	51.14	1:16.372	6
32	144		31 Bill TAYLOR	Mazda MX-5 Mk1	11	15:40.928	1 Lap	5.734	50.83	1:11.368	11

### NOT CLASSIFIED

DNF	67		Clive CHISNALL (M)	Mazda MX-5 Mk1	6	7:35.661	6 Laps	5 Laps	57.26	1:13.090	3
DNF	30		Marco ATTARD (M)	Mazda MX-5 Mk1	0						

### FASTEST LAP

	55		Matt POLLARD	Mazda MX-5 Mk1	3	1:08.685		63.31 mph		101.89 kph	
	87	INV	Oli WALDEN	Mazda MX-5 Mk1	2	1:14.592		58.29 mph		93.82 kph	

Brands Hatch Indy

Circuit Length = 1.2079 miles

Start: 15:56 Flag 16:11 End: 16:12

Weather / Track : Rain / Wet

These results are provisional until the conclusion of any judicial and technical matters.

Clerk Of Course :	Steward :	Timekeeper :

# BRSCC Mazda MX-5 Championship

## RACE 7 - GROUP A & C - LAP CHART

LAP 1 @ 15:57:26.111			LAP 2 @ 15:58:36.860			LAP 3 @ 15:59:46.627			LAP 4 @ 16:00:57.158			LAP 5 @ 16:02:07.723		
NO	BEHIND	LAP TIME	NO	BEHIND	LAP TIME	NO	BEHIND	LAP TIME	NO	BEHIND	LAP TIME	NO	BEHIND	LAP TIME
41		1:16.081	41		1:10.749	41		1:09.767	41		1:10.531	63		1:10.390
81	0.253	1:16.334	63	0.176	1:10.463	63	0.238	1:09.829	63	0.175	1:10.468	158	0.153	1:09.995
63	0.462	1:16.543	263	0.428	1:10.188	263	0.625	1:09.964	263	0.565	1:10.471	263	0.612	1:10.612
263	0.989	1:17.070	81	1.850	1:12.346	81	1.528	1:09.445	158	0.723	1:09.521	97	1.021	1:09.678
158	1.386	1:17.467	24	2.025	1:10.864	158	1.733	1:09.330	81	1.549	1:10.552	41	1.954	1:12.519
24	1.910	1:17.991	158	2.170	1:11.533	77	2.658	1:10.121	97	1.908	1:09.427	81	2.487	1:11.503
77	2.473	1:18.554	77	2.304	1:10.580	97	3.012	1:09.700	77	2.480	1:10.353	77	2.966	1:11.051
37	3.116	1:19.197	37	2.787	1:10.420	24	3.403	1:11.145	24	2.873	1:10.001	24	3.101	1:10.793
97	3.388	1:19.469	97	3.079	1:10.440	37	4.323	1:11.303	37	3.594	1:09.802	37	3.533	1:10.504
93	3.994	1:20.075	93	3.633	1:10.388	55	4.729	1:08.685	55	4.040	1:09.842	55	4.101	1:10.626
44	5.238	1:21.319	55	5.811	1:10.309	93	4.862	1:10.996	93	4.645	1:10.314	195	4.297	1:09.151
17	5.522	1:21.603	17	7.225	1:12.452	195	7.358	1:09.370	195	5.711	1:08.884	93	4.669	1:10.589
2	5.903	1:21.984	44	7.372	1:12.883	44	8.642	1:11.037	44	8.168	1:10.057	4	6.907	1:09.103
55	6.251	1:22.332	2	7.561	1:12.407	17	8.782	1:11.324	4	8.369	1:09.972	44	8.800	1:11.197
4	6.740	1:22.821	4	7.665	1:11.674	4	8.928	1:11.030	17	10.063	1:11.812	230	11.027	1:10.799
144	6.752	1:22.833	195	7.755	1:10.395	2	9.622	1:11.828	2	10.540	1:11.449	17	11.692	1:12.194
15	7.553	1:23.634	230	10.039	1:12.821	230	10.300	1:10.028	230	10.793	1:11.024	2	11.860	1:11.885
230	7.967	1:24.048	26	13.021	1:15.152	26	15.382	1:12.128	26	16.996	1:12.145	61	19.495	1:12.322
195	8.109	1:24.190	61	13.567	1:14.733	61	16.061	1:12.261	61	17.738	1:12.208	5	20.213	1:12.077
26	8.618	1:24.699	264	13.774	1:14.182	264	17.244	1:13.237	5	18.701	1:11.845	26	20.344	1:13.913
61	9.583	1:25.664	5	14.144	1:14.100	5	17.387	1:13.010	264	20.301	1:13.588	264	22.121	1:12.385
264	10.341	1:26.422	67	14.998	1:14.290	67	18.321	1:13.090	67	21.240	1:13.450	67	24.461	1:13.786
5	10.793	1:26.874	45	16.069	1:15.347	45	19.392	1:13.090	45	22.616	1:13.755	45	25.828	1:13.777
67	11.457	1:27.538	78	16.595	1:13.906	78	20.972	1:14.144	450	24.700	1:13.919	15	27.987	1:12.710
45	11.471	1:27.552	450	17.814	1:14.230	450	21.312	1:13.265	15	25.842	1:13.889	450	28.858	1:14.723
78	13.438	1:29.519	15	18.698	1:21.894	15	22.484	1:13.553	78	27.294	1:16.853	78	30.078	1:13.349
42	13.943	1:30.024	42	18.950	1:15.756	42	24.159	1:14.976	42	28.862	1:15.234	42	32.855	1:14.558
450	14.333	1:30.414	73	19.702	1:15.964	73	24.737	1:14.802	73	29.145	1:14.939	73	33.132	1:14.552
73	14.487	1:30.568	87	20.069	1:14.592	87	25.936	1:15.634	21	31.066	1:14.674	21	35.192	1:14.691
21	16.045	1:32.126	21	21.044	1:15.748	21	26.923	1:15.646	87	31.620	1:16.215	87	37.405	1:16.350
87	16.226	1:32.307	144	21.761	1:25.758	53	27.229	1:14.457	53	32.194	1:15.496	53	37.618	1:15.989
53	16.630	1:32.711	53	22.539	1:16.658	66	43.157	1:28.917	144	1 Lap	2:34.112 P	144	1 Lap	1:13.249
66	18.357	1:34.438	66	24.007	1:16.399				66	50.664	1:18.038	66	57.669	1:17.570

Weather / Track : Rain / Wet

# BRSCC Mazda MX-5 Championship

## RACE 7 - GROUP A & C - LAP CHART

LAP 6 @ 16:03:17.045			LAP 7 @ 16:04:26.291			LAP 8 @ 16:05:36.257			LAP 9 @ 16:07:04.846			LAP 10 @ 16:08:45.826		
NO	BEHIND	LAP TIME	NO	BEHIND	LAP TIME	NO	BEHIND	LAP TIME	NO	BEHIND	LAP TIME	NO	BEHIND	LAP TIME
63		1:09.322	63		1:09.246	63		1:09.966	63		1:28.589	63		1:40.980
263	0.412	1:09.122	263	0.363	1:09.197	263	0.265	1:09.868	263	0.546	1:28.870	263	0.614	1:41.048
158	0.611	1:09.780	97	0.846	1:09.057	97	0.740	1:09.860	97	1.028	1:28.877	97	1.135	1:41.087
97	1.035	1:09.336	158	1.339	1:09.974	158	1.033	1:09.660	158	1.657	1:29.213	158	2.056	1:41.379
41	2.274	1:09.642	41	2.116	1:09.088	41	1.872	1:09.722	41	2.420	1:29.137	41	3.062	1:41.622
81	3.188	1:10.023	81	3.780	1:09.838	81	4.800	1:10.986	81	3.194	1:26.983	81	4.081	1:41.867
77	4.267	1:10.623	77	4.644	1:09.623	77	5.765	1:11.087	77	4.010	1:26.834	77	4.531	1:41.501
24	4.479	1:10.700	24	4.853	1:09.620	195	5.967	1:10.830	195	5.022	1:27.644	195	5.127	1:41.085
195	5.243	1:10.268	195	5.103	1:09.106	24	6.237	1:11.350	24	5.706	1:28.058	24	5.748	1:41.022
37	5.533	1:11.322	37	6.269	1:09.982	66	1 Lap	1:21.135	37	6.364	1:27.919	37	6.459	1:41.075
55	5.723	1:10.944	55	6.716	1:10.239	37	7.034	1:10.731	4	7.419	1:28.676	4	7.520	1:41.081
93	6.134	1:10.787	4	7.325	1:09.938	4	7.332	1:09.973	93	8.182	1:28.581	93	8.294	1:41.092
4	6.633	1:09.048	93	8.007	1:11.119	93	8.190	1:10.149	55	8.844	1:28.850	55	8.516	1:40.652
44	10.028	1:10.550	44	11.335	1:10.553	55	8.583	1:11.833	66	1 Lap	1:31.963	66	1 Lap	1:40.433
230	11.950	1:10.245	230	13.011	1:10.307	44	12.679	1:11.310	44	10.977	1:26.887	44	10.391	1:40.394
2	12.870	1:10.332	2	13.585	1:09.961	230	13.670	1:10.625	230	11.556	1:26.475	230	11.024	1:40.448
17	14.301	1:11.931	17	16.058	1:11.003	2	14.376	1:10.757	2	12.639	1:26.852	2	11.841	1:40.182
61	22.442	1:12.269	61	25.507	1:12.311	17	17.101	1:11.009	17	13.528	1:25.016	17	12.757	1:40.209
5	23.193	1:12.302	5	26.534	1:12.587	61	29.058	1:13.517	61	19.375	1:18.906	61	13.390	1:34.995
26	24.152	1:13.130	26	27.210	1:12.304	5	29.502	1:12.934	5	20.099	1:19.186	5	14.523	1:35.404
264	26.327	1:13.528	264	30.676	1:13.595	26	30.812	1:13.568	26	21.211	1:18.988	26	15.628	1:35.397
67	28.646	1:13.507	45	33.213	1:13.140	264	35.166	1:14.456	264	25.428	1:18.851	264	16.657	1:32.209
45	29.319	1:12.813	15	35.283	1:12.634	45	37.783	1:14.536	45	28.626	1:19.432	45	17.842	1:30.196
15	31.895	1:13.230	450	38.030	1:13.553	15	38.491	1:13.174	15	29.474	1:19.572	15	18.723	1:30.229
450	33.723	1:14.187	78	40.258	1:14.114	450	42.336	1:14.272	450	30.167	1:16.420	450	19.890	1:30.703
78	35.390	1:14.634	73	45.002	1:14.592	78	45.816	1:15.524	78	34.653	1:17.426	78	21.504	1:27.831
73	39.656	1:15.846	21	45.017	1:13.652	21	47.488	1:12.437	21	35.376	1:16.477	21	23.076	1:28.680
21	40.611	1:14.741	144	1 Lap	1:13.219	144	1 Lap	1:13.042	144	1 Lap	1:16.144	144	1 Lap	1:28.664
53	41.048	1:12.752	42	50.514	1:17.857	73	52.204	1:17.168	73	39.171	1:15.556	73	24.721	1:26.530
144	1 Lap	1:12.310	87	51.161	1:16.638	42	58.691	1:18.143	42	49.421	1:19.319	42	28.008	1:19.567
42	41.903	1:18.370	53	1:02.475	1:30.673	87	59.100	1:17.905	87	50.301	1:19.790	87	29.185	1:19.864
87	43.769	1:15.686				53	1:07.147	1:14.638	53	54.629	1:16.071	53	30.396	1:16.747
66	1:04.719	1:16.372												

Weather / Track : Rain / Wet

# BRSCC Mazda MX-5 Championship

## RACE 7 - GROUP A & C - LAP CHART

LAP 11 @ 16:10:10.622			LAP 12 @ 16:11:21.392		
NO	BEHIND	LAP TIME	NO	BEHIND	LAP TIME
<b>63</b>		1:24.796	<b>63</b>		1:10.770
<b>263</b>	0.530	1:24.712	<b>263</b>	0.240	1:10.480
<b>97</b>	1.868	1:25.529	<b>97</b>	0.482	1:09.384
<b>158</b>	2.000	1:24.740	<b>158</b>	0.673	1:09.443
<b>41</b>	2.455	1:24.189	<b>41</b>	1.485	1:09.800
<b>81</b>	3.340	1:24.055	<b>81</b>	2.801	1:10.231
<b>77</b>	4.478	1:24.743	<b>195</b>	2.979	1:08.934
<b>195</b>	4.815	1:24.484	<b>24</b>	4.185	1:09.617
<b>24</b>	5.338	1:24.386	<b>77</b>	4.816	1:11.108
<b>37</b>	6.193	1:24.530	<b>37</b>	5.069	1:09.646
<b>4</b>	6.911	1:24.187	<b>4</b>	5.206	1:09.065
<b>93</b>	9.184	1:25.686	<b>55</b>	8.286	1:09.545
<b>55</b>	9.511	1:25.791	<b>93</b>	8.964	1:10.550
<b>66</b>	1 Lap	1:30.430	<b>230</b>	15.328	1:10.720
<b>44</b>	15.242	1:29.647	<b>2</b>	15.937	1:11.181
<b>230</b>	15.378	1:29.150	<b>17</b>	17.846	1:11.946
<b>2</b>	15.526	1:28.481	<b>61</b>	19.466	1:12.160
<b>17</b>	16.670	1:28.709	<b>5</b>	21.977	1:13.441
<b>61</b>	18.076	1:29.482	<b>66</b>	1 Lap	1:19.499
<b>5</b>	19.306	1:29.579	<b>26</b>	24.028	1:14.065
<b>26</b>	20.733	1:29.901	<b>44</b>	25.858	1:21.386
<b>264</b>	23.304	1:31.443	<b>264</b>	25.875	1:13.341
<b>45</b>	24.326	1:31.280	<b>45</b>	27.824	1:14.268
<b>15</b>	25.431	1:31.504	<b>15</b>	28.758	1:14.097
<b>450</b>	26.125	1:31.031	<b>450</b>	29.089	1:13.734
<b>78</b>	28.123	1:31.415	<b>144</b>	1 Lap	1:11.368
<b>144</b>	1 Lap	1:30.229	<b>78</b>	31.900	1:14.547
<b>21</b>	29.398	1:31.118	<b>21</b>	32.669	1:14.041
<b>73</b>	31.987	1:32.062	<b>73</b>	35.432	1:14.215
<b>42</b>	33.557	1:30.345	<b>42</b>	38.564	1:15.777
<b>87</b>	36.160	1:31.771	<b>87</b>	42.256	1:16.866
<b>53</b>	38.100	1:32.500	<b>53</b>	44.458	1:17.128

Weather / Track : Rain / Wet

Results can be found at [www.tsl-timing.com](http://www.tsl-timing.com)

Page 3 of 3

Brands Hatch Indy  
 Circuit Length = 1.2079 miles  
 Start: 15:56 Flag 16:11 End: 16:12

Printed - 16:18 Saturday, 24 October 2020

# BRSCC Mazda MX-5 Championship

## RACE 7 - GROUP A & C - LAP ANALYSIS

DIFF = Difference To Personal Best Lap

P1 63 Oliver ALLWOOD				
LAP	LAP TIME	DIFF	MPH	TIME OF DAY
1 -	1:16.543	7.297	56.81	15:57:26.573
2 -	1:10.463	1.217	61.71	15:58:37.036
3 -	1:09.829 (3)	0.583	62.27	15:59:46.865
4 -	1:10.468	1.222	61.71	16:00:57.333
5 -	1:10.390	1.144	61.77	16:02:07.723
6 -	1:09.322 (2)	0.076	62.73	16:03:17.045
7 -	<b>1:09.246 (1)</b>		<b>62.79</b>	<b>16:04:26.291</b>
8 -	1:09.966	0.720	62.15	16:05:36.257
9 -	1:28.589	19.343	49.08	16:07:04.846
10 -	1:40.980	31.734	43.06	16:08:45.826
11 -	1:24.796	15.550	51.28	16:10:10.622
12 -	1:10.770	1.524	61.44	16:11:21.392

P2 263 Fraser FENWICK				
LAP	LAP TIME	DIFF	MPH	TIME OF DAY
1 -	1:17.070	7.948	56.42	15:57:27.100
2 -	1:10.188	1.066	61.95	15:58:37.288
3 -	1:09.964	0.842	62.15	15:59:47.252
4 -	1:10.471	1.349	61.70	16:00:57.723
5 -	1:10.612	1.490	61.58	16:02:08.335
6 -	<b>1:09.122 (1)</b>		<b>62.91</b>	<b>16:03:17.457</b>
7 -	1:09.197 (2)	0.075	62.84	16:04:26.654
8 -	1:09.868 (3)	0.746	62.24	16:05:36.522
9 -	1:28.870	19.748	48.93	16:07:05.392
10 -	1:41.048	31.926	43.03	16:08:46.440
11 -	1:24.712	15.590	51.33	16:10:11.152
12 -	1:10.480	1.358	61.69	16:11:21.632

P3 97 Kian DONALDSON				
LAP	LAP TIME	DIFF	MPH	TIME OF DAY
1 -	1:19.469	10.412	54.72	15:57:29.499
2 -	1:10.440	1.383	61.73	15:58:39.939
3 -	1:09.700	0.643	62.39	15:59:49.639
4 -	1:09.427	0.370	62.63	16:00:59.066
5 -	1:09.678	0.621	62.41	16:02:08.744
6 -	1:09.336 (2)	0.279	62.71	16:03:18.080
7 -	<b>1:09.057 (1)</b>		<b>62.97</b>	<b>16:04:27.137</b>
8 -	1:09.860	0.803	62.24	16:05:36.997
9 -	1:28.877	19.820	48.92	16:07:05.874
10 -	1:41.087	32.030	43.01	16:08:46.961
11 -	1:25.529	16.472	50.84	16:10:12.490
12 -	1:09.384 (3)	0.327	62.67	16:11:21.874

P4 158 Mike COMBER				
LAP	LAP TIME	DIFF	MPH	TIME OF DAY
1 -	1:17.467	8.137	56.13	15:57:27.497
2 -	1:11.533	2.203	60.79	15:58:39.030
3 -	<b>1:09.330 (1)</b>		<b>62.72</b>	<b>15:59:48.360</b>
4 -	1:09.521 (3)	0.191	62.55	16:00:57.881
5 -	1:09.995	0.665	62.12	16:02:07.876
6 -	1:09.780	0.450	62.31	16:03:17.656
7 -	1:09.974	0.644	62.14	16:04:27.630
8 -	1:09.660	0.330	62.42	16:05:37.290
9 -	1:29.213	19.883	48.74	16:07:06.503
10 -	1:41.379	32.049	42.89	16:08:47.882
11 -	1:24.740	15.410	51.31	16:10:12.622
12 -	1:09.443 (2)	0.113	62.62	16:11:22.065

DIFF = Difference To Personal Best Lap

P5 41 Joe WIGGIN				
LAP	LAP TIME	DIFF	MPH	TIME OF DAY
1 -	1:16.081	6.993	57.15	15:57:26.111
2 -	1:10.749	1.661	61.46	15:58:36.860
3 -	1:09.767	0.679	62.33	15:59:46.627
4 -	1:10.531	1.443	61.65	16:00:57.158
5 -	1:12.519	3.431	59.96	16:02:09.677
6 -	1:09.642 (2)	0.554	62.44	16:03:19.319
7 -	<b>1:09.088 (1)</b>		<b>62.94</b>	<b>16:04:28.407</b>
8 -	1:09.722 (3)	0.634	62.37	16:05:38.129
9 -	1:29.137	20.049	48.78	16:07:07.266
10 -	1:41.622	32.534	42.79	16:08:48.888
11 -	1:24.189	15.101	51.65	16:10:13.077
12 -	1:09.800	0.712	62.30	16:11:22.877

P6 81 Sebastian FISHER				
LAP	LAP TIME	DIFF	MPH	TIME OF DAY
1 -	1:16.334	6.889	56.96	15:57:26.364
2 -	1:12.346	2.901	60.10	15:58:38.710
3 -	<b>1:09.445 (1)</b>		<b>62.61</b>	<b>15:59:48.155</b>
4 -	1:10.552	1.107	61.63	16:00:58.707
5 -	1:11.503	2.058	60.81	16:02:10.210
6 -	1:10.023 (3)	0.578	62.10	16:03:20.233
7 -	1:09.838 (2)	0.393	62.26	16:04:30.071
8 -	1:10.986	1.541	61.26	16:05:41.057
9 -	1:26.983	17.538	49.99	16:07:08.040
10 -	1:41.867	32.422	42.68	16:08:49.907
11 -	1:24.055	14.610	51.73	16:10:13.962
12 -	1:10.231	0.786	61.91	16:11:24.193

P7 195 Ben OHARE				
LAP	LAP TIME	DIFF	MPH	TIME OF DAY
1 -	1:24.190	15.306	51.65	15:57:34.220
2 -	1:10.395	1.511	61.77	15:58:44.615
3 -	1:09.370	0.486	62.68	15:59:53.985
4 -	<b>1:08.884 (1)</b>		<b>63.12</b>	<b>16:01:02.869</b>
5 -	1:09.151	0.267	62.88	16:02:12.020
6 -	1:10.268	1.384	61.88	16:03:22.288
7 -	1:09.106 (3)	0.222	62.92	16:04:31.394
8 -	1:10.830	1.946	61.39	16:05:42.224
9 -	1:27.644	18.760	49.61	16:07:09.868
10 -	1:41.085	32.201	43.01	16:08:50.953
11 -	1:24.484	15.600	51.47	16:10:15.437
12 -	1:08.934 (2)	0.050	63.08	16:11:24.371

P8 24 Oliver GRAHAM				
LAP	LAP TIME	DIFF	MPH	TIME OF DAY
1 -	1:17.991	8.374	55.75	15:57:28.021
2 -	1:10.864	1.247	61.36	15:58:38.885
3 -	1:11.145	1.528	61.12	15:59:50.030
4 -	1:10.001 (3)	0.384	62.12	16:01:00.031
5 -	1:10.793	1.176	61.42	16:02:10.824
6 -	1:10.700	1.083	61.50	16:03:21.524
7 -	1:09.620 (2)	0.003	62.46	16:04:31.144
8 -	1:11.350	1.733	60.94	16:05:42.494
9 -	1:28.058	18.441	49.38	16:07:10.552
10 -	1:41.022	31.405	43.04	16:08:51.574
11 -	1:24.386	14.769	51.53	16:10:15.960
12 -	<b>1:09.617 (1)</b>		<b>62.46</b>	<b>16:11:25.577</b>

Weather / Track : Rain / Wet

Brands Hatch Indy  
Circuit Length = 1.2079 miles  
Start: 15:56 Flag 16:11 End: 16:12



# BRSCC Mazda MX-5 Championship

## RACE 7 - GROUP A & C - LAP ANALYSIS

DIFF = Difference To Personal Best Lap

P9 77 Steve FODEN				
LAP	LAP TIME	DIFF	MPH	TIME OF DAY
1 -	1:18.554	8.931	55.35	15:57:28.584
2 -	1:10.580	0.957	61.61	15:58:39.164
3 -	1:10.121 (2)	0.498	62.01	15:59:49.285
4 -	1:10.353 (3)	0.730	61.81	16:00:59.638
5 -	1:11.051	1.428	61.20	16:02:10.689
6 -	1:10.623	1.000	61.57	16:03:21.312
7 -	<b>1:09.623 (1)</b>		<b>62.45</b>	<b>16:04:30.935</b>
8 -	1:11.087	1.464	61.17	16:05:42.022
9 -	1:26.834	17.211	50.07	16:07:08.856
10 -	1:41.501	31.878	42.84	16:08:50.357
11 -	1:24.743	15.120	51.31	16:10:15.100
12 -	1:11.108	1.485	61.15	16:11:26.208

P10 37 Tim DORE (M)				
LAP	LAP TIME	DIFF	MPH	TIME OF DAY
1 -	1:19.197	9.551	54.90	15:57:29.227
2 -	1:10.420	0.774	61.75	15:58:39.647
3 -	1:11.303	1.657	60.98	15:59:50.950
4 -	1:09.802 (2)	0.156	62.29	16:01:00.752
5 -	1:10.504	0.858	61.67	16:02:11.256
6 -	1:11.322	1.676	60.97	16:03:22.578
7 -	1:09.982 (3)	0.336	62.13	16:04:32.560
8 -	1:10.731	1.085	61.48	16:05:43.291
9 -	1:27.919	18.273	49.46	16:07:11.210
10 -	1:41.075	31.429	43.02	16:08:52.285
11 -	1:24.530	14.884	51.44	16:10:16.815
12 -	<b>1:09.646 (1)</b>		<b>62.43</b>	<b>16:11:26.461</b>

P11 4 Paul BATEMAN (M)				
LAP	LAP TIME	DIFF	MPH	TIME OF DAY
1 -	1:22.821	13.773	52.50	15:57:32.851
2 -	1:11.674	2.626	60.67	15:58:44.525
3 -	1:11.030	1.982	61.22	15:59:55.555
4 -	1:09.972	0.924	62.14	16:01:05.527
5 -	1:09.103 (3)	0.055	62.92	16:02:14.630
6 -	<b>1:09.048 (1)</b>		<b>62.97</b>	<b>16:03:23.678</b>
7 -	1:09.938	0.890	62.17	16:04:33.616
8 -	1:09.973	0.925	62.14	16:05:43.589
9 -	1:28.676	19.628	49.03	16:07:12.265
10 -	1:41.081	32.033	43.02	16:08:53.346
11 -	1:24.187	15.139	51.65	16:10:17.533
12 -	1:09.065 (2)	0.017	62.96	16:11:26.598

P12 55 Matt POLLARD				
LAP	LAP TIME	DIFF	MPH	TIME OF DAY
1 -	1:22.332	13.647	52.81	15:57:32.362
2 -	1:10.309	1.624	61.84	15:58:42.671
3 -	<b>1:08.685 (1)</b>		<b>63.31</b>	<b>15:59:51.356</b>
4 -	1:09.842 (3)	1.157	62.26	16:01:01.198
5 -	1:10.626	1.941	61.57	16:02:11.824
6 -	1:10.944	2.259	61.29	16:03:22.768
7 -	1:10.239	1.554	61.91	16:04:33.007
8 -	1:11.833	3.148	60.53	16:05:44.840
9 -	1:28.850	20.165	48.94	16:07:13.690
10 -	1:40.652	31.967	43.20	16:08:54.342
11 -	1:25.791	17.106	50.68	16:10:20.133
12 -	1:09.545 (2)	0.860	62.52	16:11:29.678

DIFF = Difference To Personal Best Lap

P13 93 Jack BREWER				
LAP	LAP TIME	DIFF	MPH	TIME OF DAY
1 -	1:20.075	9.926	54.30	15:57:30.105
2 -	1:10.388 (3)	0.239	61.78	15:58:40.493
3 -	1:10.996	0.847	61.25	15:59:51.489
4 -	1:10.314 (2)	0.165	61.84	16:01:01.803
5 -	1:10.589	0.440	61.60	16:02:12.392
6 -	1:10.787	0.638	61.43	16:03:23.179
7 -	1:11.119	0.970	61.14	16:04:34.298
8 -	<b>1:10.149 (1)</b>		<b>61.99</b>	<b>16:05:44.447</b>
9 -	1:28.581	18.432	49.09	16:07:13.028
10 -	1:41.092	30.943	43.01	16:08:54.120
11 -	1:25.686	15.537	50.75	16:10:19.806
12 -	1:10.550	0.401	61.63	16:11:30.356

P14 230 Thomas HOLLAND				
LAP	LAP TIME	DIFF	MPH	TIME OF DAY
1 -	1:24.048	14.020	51.73	15:57:34.078
2 -	1:12.821	2.793	59.71	15:58:46.899
3 -	<b>1:10.028 (1)</b>		<b>62.09</b>	<b>15:59:56.927</b>
4 -	1:11.024	0.996	61.22	16:01:07.951
5 -	1:10.799	0.771	61.42	16:02:18.750
6 -	1:10.245 (2)	0.217	61.90	16:03:28.995
7 -	1:10.307 (3)	0.279	61.85	16:04:39.302
8 -	1:10.625	0.597	61.57	16:05:49.927
9 -	1:26.475	16.447	50.28	16:07:16.402
10 -	1:40.448	30.420	43.29	16:08:56.850
11 -	1:29.150	19.122	48.77	16:10:26.000
12 -	1:10.720	0.692	61.49	16:11:36.720

P15 2 Jake STYLES				
LAP	LAP TIME	DIFF	MPH	TIME OF DAY
1 -	1:21.984	12.023	53.04	15:57:32.014
2 -	1:12.407	2.446	60.05	15:58:44.421
3 -	1:11.828	1.867	60.54	15:59:56.249
4 -	1:11.449	1.488	60.86	16:01:07.698
5 -	1:11.885	1.924	60.49	16:02:19.583
6 -	1:10.332 (2)	0.371	61.82	16:03:29.915
7 -	<b>1:09.961 (1)</b>		<b>62.15</b>	<b>16:04:39.876</b>
8 -	1:10.757 (3)	0.796	61.45	16:05:50.633
9 -	1:26.852	16.891	50.06	16:07:17.485
10 -	1:40.182	30.221	43.40	16:08:57.667
11 -	1:28.481	18.520	49.14	16:10:26.148
12 -	1:11.181	1.220	61.09	16:11:37.329

P16 17 Harry STORER				
LAP	LAP TIME	DIFF	MPH	TIME OF DAY
1 -	1:21.603	10.600	53.28	15:57:31.633
2 -	1:12.452	1.449	60.02	15:58:44.085
3 -	1:11.324 (3)	0.321	60.96	15:59:55.409
4 -	1:11.812	0.809	60.55	16:01:07.221
5 -	1:12.194	1.191	60.23	16:02:19.415
6 -	1:11.931	0.928	60.45	16:03:31.346
7 -	<b>1:11.003 (1)</b>		<b>61.24</b>	<b>16:04:42.349</b>
8 -	1:11.009 (2)	0.006	61.24	16:05:53.358
9 -	1:25.016	14.013	51.15	16:07:18.374
10 -	1:40.209	29.206	43.39	16:08:58.583
11 -	1:28.709	17.706	49.02	16:10:27.292
12 -	1:11.946	0.943	60.44	16:11:39.238

Weather / Track : Rain / Wet

Brands Hatch Indy  
Circuit Length = 1.2079 miles  
Start: 15:56 Flag 16:11 End: 16:12

# BRSCC Mazda MX-5 Championship

## RACE 7 - GROUP A & C - LAP ANALYSIS

DIFF = Difference To Personal Best Lap

<b>P17 61 Jack WARRY</b>				
LAP	LAP TIME	DIFF	MPH	TIME OF DAY
1 -	1:25.664	13.504	50.76	15:57:35.694
2 -	1:14.733	2.573	58.18	15:58:50.427
3 -	1:12.261 (3)	0.101	60.17	16:00:02.688
4 -	1:12.208 (2)	0.048	60.22	16:01:14.896
5 -	1:12.322	0.162	60.12	16:02:27.218
6 -	1:12.269	0.109	60.17	16:03:39.487
7 -	1:12.311	0.151	60.13	16:04:51.798
8 -	1:13.517	1.357	59.15	16:06:05.315
9 -	1:18.906	6.746	55.11	16:07:24.221
10 -	1:34.995	22.835	45.77	16:08:59.216
11 -	1:29.482	17.322	48.59	16:10:28.698
12 -	1:12.160 (1)		<b>60.26</b>	<b>16:11:40.858</b>

<b>P18 5 Nick LE DOYEN (M)</b>				
LAP	LAP TIME	DIFF	MPH	TIME OF DAY
1 -	1:26.874	15.029	50.05	15:57:36.904
2 -	1:14.100	2.255	58.68	15:58:51.004
3 -	1:13.010	1.165	59.56	16:00:04.014
4 -	1:11.845 (1)		<b>60.52</b>	<b>16:01:15.859</b>
5 -	1:12.077 (2)	0.232	60.33	16:02:27.936
6 -	1:12.302 (3)	0.457	60.14	16:03:40.238
7 -	1:12.587	0.742	59.90	16:04:52.825
8 -	1:12.934	1.089	59.62	16:06:05.759
9 -	1:19.186	7.341	54.91	16:07:24.945
10 -	1:35.404	23.559	45.58	16:09:00.349
11 -	1:29.579	17.734	48.54	16:10:29.928
12 -	1:13.441	1.596	59.21	16:11:43.369

<b>P19 26 Sam ATTARD</b>				
LAP	LAP TIME	DIFF	MPH	TIME OF DAY
1 -	1:24.699	12.571	51.34	15:57:34.729
2 -	1:15.152	3.024	57.86	15:58:49.881
3 -	1:12.128 (1)		<b>60.29</b>	<b>16:00:02.009</b>
4 -	1:12.145 (2)	0.017	60.27	16:01:14.154
5 -	1:13.913	1.785	58.83	16:02:28.067
6 -	1:13.130	1.002	59.46	16:03:41.197
7 -	1:12.304 (3)	0.176	60.14	16:04:53.501
8 -	1:13.568	1.440	59.10	16:06:07.069
9 -	1:18.988	6.860	55.05	16:07:26.057
10 -	1:35.397	23.269	45.58	16:09:01.454
11 -	1:29.901	17.773	48.37	16:10:31.355
12 -	1:14.065	1.937	58.71	16:11:45.420

<b>P20 44 George KING</b>				
LAP	LAP TIME	DIFF	MPH	TIME OF DAY
1 -	1:21.319	11.262	53.47	15:57:31.349
2 -	1:12.883	2.826	59.66	15:58:44.232
3 -	1:11.037	0.980	61.21	15:59:55.269
4 -	1:10.057 (1)		<b>62.07</b>	<b>16:01:05.326</b>
5 -	1:11.197	1.140	61.07	16:02:16.523
6 -	1:10.550 (2)	0.493	61.63	16:03:27.073
7 -	1:10.553 (3)	0.496	61.63	16:04:37.626
8 -	1:11.310	1.253	60.98	16:05:48.936
9 -	1:26.887	16.830	50.04	16:07:15.823
10 -	1:40.394	30.337	43.31	16:08:56.217
11 -	1:29.647	19.590	48.50	16:10:25.864
12 -	1:21.386	11.329	53.43	16:11:47.250

DIFF = Difference To Personal Best Lap

<b>P21 264 William BREAME</b>				
LAP	LAP TIME	DIFF	MPH	TIME OF DAY
1 -	1:26.422	14.037	50.31	15:57:36.452
2 -	1:14.182	1.797	58.62	15:58:50.634
3 -	1:13.237 (2)	0.852	59.37	16:00:03.871
4 -	1:13.588	1.203	59.09	16:01:17.459
5 -	1:12.385 (1)		<b>60.07</b>	<b>16:02:29.844</b>
6 -	1:13.528	1.143	59.14	16:03:43.372
7 -	1:13.595	1.210	59.08	16:04:56.967
8 -	1:14.456	2.071	58.40	16:06:11.423
9 -	1:18.851	6.466	55.14	16:07:30.274
10 -	1:32.209	19.824	47.16	16:09:02.483
11 -	1:31.443	19.058	47.55	16:10:33.926
12 -	1:13.341 (3)	0.956	59.29	16:11:47.267

<b>P22 45 Graham RUMSEY (M)</b>				
LAP	LAP TIME	DIFF	MPH	TIME OF DAY
1 -	1:27.552	14.739	49.66	15:57:37.582
2 -	1:15.347	2.534	57.71	15:58:52.929
3 -	1:13.090 (2)	0.277	59.49	16:00:06.019
4 -	1:13.755	0.942	58.96	16:01:19.774
5 -	1:13.777	0.964	58.94	16:02:33.551
6 -	1:12.813 (1)		<b>59.72</b>	<b>16:03:46.364</b>
7 -	1:13.140 (3)	0.327	59.45	16:04:59.504
8 -	1:14.536	1.723	58.34	16:06:14.040
9 -	1:19.432	6.619	54.74	16:07:33.472
10 -	1:30.196	17.383	48.21	16:09:03.668
11 -	1:31.280	18.467	47.64	16:10:34.948
12 -	1:14.268	1.455	58.55	16:11:49.216

<b>P23 15 Brandon ABRAHAM</b>				
LAP	LAP TIME	DIFF	MPH	TIME OF DAY
1 -	1:23.634	11.000	51.99	15:57:33.664
2 -	1:21.894	9.260	53.10	15:58:55.558
3 -	1:13.553	0.919	59.12	16:00:09.111
4 -	1:13.889	1.255	58.85	16:01:23.000
5 -	1:12.710 (2)	0.076	59.80	16:02:35.710
6 -	1:13.230	0.596	59.38	16:03:48.940
7 -	1:12.634 (1)		<b>59.87</b>	<b>16:05:01.574</b>
8 -	1:13.174 (3)	0.540	59.42	16:06:14.748
9 -	1:19.572	6.938	54.64	16:07:34.320
10 -	1:30.229	17.595	48.19	16:09:04.549
11 -	1:31.504	18.870	47.52	16:10:36.053
12 -	1:14.097	1.463	58.68	16:11:50.150

<b>P24 450 Jake TAPLIN</b>				
LAP	LAP TIME	DIFF	MPH	TIME OF DAY
1 -	1:30.414	17.149	48.09	15:57:40.444
2 -	1:14.230	0.965	58.58	15:58:54.674
3 -	1:13.265 (1)		<b>59.35</b>	<b>16:00:07.939</b>
4 -	1:13.919	0.654	58.82	16:01:21.858
5 -	1:14.723	1.458	58.19	16:02:36.581
6 -	1:14.187	0.922	58.61	16:03:50.768
7 -	1:13.553 (2)	0.288	59.12	16:05:04.321
8 -	1:14.272	1.007	58.54	16:06:18.593
9 -	1:16.420	3.155	56.90	16:07:35.013
10 -	1:30.703	17.438	47.94	16:09:05.716
11 -	1:31.031	17.766	47.77	16:10:36.747
12 -	1:13.734 (3)	0.469	58.97	16:11:50.481

Weather / Track : Rain / Wet

# BRSCC Mazda MX-5 Championship

## RACE 7 - GROUP A & C - LAP ANALYSIS

DIFF = Difference To Personal Best Lap

P25 78 Richard BARTLETT (M)				
LAP	LAP TIME	DIFF	MPH	TIME OF DAY
1 -	1:29.519	16.170	48.57	15:57:39.549
2 -	1:13.906 (2)	0.557	58.83	15:58:53.455
3 -	1:14.144	0.795	58.65	16:00:07.599
4 -	1:16.853	3.504	56.58	16:01:24.452
5 -	<b>1:13.349 (1)</b>		<b>59.28</b>	<b>16:02:37.801</b>
6 -	1:14.634	1.285	58.26	16:03:52.435
7 -	1:14.114 (3)	0.765	58.67	16:05:06.549
8 -	1:15.524	2.175	57.57	16:06:22.073
9 -	1:17.426	4.077	56.16	16:07:39.499
10 -	1:27.831	14.482	49.51	16:09:07.330
11 -	1:31.415	18.066	47.56	16:10:38.745
12 -	1:14.547	1.198	58.33	16:11:53.292

P26 21 Chris MOLLOY (RES)				
LAP	LAP TIME	DIFF	MPH	TIME OF DAY
1 -	1:32.126	19.689	47.20	15:57:42.156
2 -	1:15.748	3.311	57.40	15:58:57.904
3 -	1:15.646	3.209	57.48	16:00:13.550
4 -	1:14.674	2.237	58.23	16:01:28.224
5 -	1:14.691	2.254	58.22	16:02:42.915
6 -	1:14.741	2.304	58.18	16:03:57.656
7 -	1:13.652 (2)	1.215	59.04	16:05:11.308
8 -	<b>1:12.437 (1)</b>		<b>60.03</b>	<b>16:06:23.745</b>
9 -	1:16.477	4.040	56.86	16:07:40.222
10 -	1:28.680	16.243	49.03	16:09:08.902
11 -	1:31.118	18.681	47.72	16:10:40.020
12 -	1:14.041 (3)	1.604	58.73	16:11:54.061

P27 73 Beau PARRY				
LAP	LAP TIME	DIFF	MPH	TIME OF DAY
1 -	1:30.568	16.353	48.01	15:57:40.598
2 -	1:15.964	1.749	57.24	15:58:56.562
3 -	1:14.802	0.587	58.13	16:00:11.364
4 -	1:14.939	0.724	58.02	16:01:26.303
5 -	1:14.552 (2)	0.337	58.32	16:02:40.855
6 -	1:15.846	1.631	57.33	16:03:56.701
7 -	1:14.592 (3)	0.377	58.29	16:05:11.293
8 -	1:17.168	2.953	56.35	16:06:28.461
9 -	1:15.556	1.341	57.55	16:07:44.017
10 -	1:26.530	12.315	50.25	16:09:10.547
11 -	1:32.062	17.847	47.23	16:10:42.609
12 -	<b>1:14.215 (1)</b>		<b>58.59</b>	<b>16:11:56.824</b>

P28 42 Toby OWEN				
LAP	LAP TIME	DIFF	MPH	TIME OF DAY
1 -	1:30.024	15.466	48.30	15:57:40.054
2 -	1:15.756	1.198	57.40	15:58:55.810
3 -	1:14.976 (2)	0.418	57.99	16:00:10.786
4 -	1:15.234 (3)	0.676	57.80	16:01:26.020
5 -	<b>1:14.558 (1)</b>		<b>58.32</b>	<b>16:02:40.578</b>
6 -	1:18.370	3.812	55.48	16:03:58.948
7 -	1:17.857	3.299	55.85	16:05:16.805
8 -	1:18.143	3.585	55.64	16:06:34.948
9 -	1:19.319	4.761	54.82	16:07:54.267
10 -	1:19.567	5.009	54.65	16:09:13.834
11 -	1:30.345	15.787	48.13	16:10:44.179
12 -	1:15.777	1.219	57.38	16:11:59.956

DIFF = Difference To Personal Best Lap

P29 87 Oli WALDEN				
LAP	LAP TIME	DIFF	MPH	TIME OF DAY
1 -	1:32.307	17.715	47.10	15:57:42.337
2 -	<b>1:14.592 (1)</b>		<b>58.29</b>	<b>15:58:56.929</b>
3 -	1:15.634 (2)	1.042	57.49	16:00:12.563
4 -	1:16.215	1.623	57.05	16:01:28.778
5 -	1:16.350	1.758	56.95	16:02:45.128
6 -	1:15.686 (3)	1.094	57.45	16:04:00.814
7 -	1:16.638	2.046	56.74	16:05:17.452
8 -	1:17.905	3.313	55.81	16:06:35.357
9 -	1:19.790	5.198	54.50	16:07:55.147
10 -	1:19.864	5.272	54.45	16:09:15.011
11 -	1:31.771	17.179	47.38	16:10:46.782
12 -	1:16.866	2.274	56.57	16:12:03.648

P30 53 Jonathan FIELDSEND (M)				
LAP	LAP TIME	DIFF	MPH	TIME OF DAY
1 -	1:32.711	19.959	46.90	15:57:42.741
2 -	1:16.658	3.906	56.72	15:58:59.399
3 -	1:14.457 (2)	1.705	58.40	16:00:13.856
4 -	1:15.496	2.744	57.60	16:01:29.352
5 -	1:15.989	3.237	57.22	16:02:45.341
6 -	<b>1:12.752 (1)</b>		<b>59.77</b>	<b>16:03:58.093</b>
7 -	1:30.673	17.921	47.95	16:05:28.766
8 -	1:14.638 (3)	1.886	58.26	16:06:43.404
9 -	1:16.071	3.319	57.16	16:07:59.475
10 -	1:16.747	3.995	56.66	16:09:16.222
11 -	1:32.500	19.748	47.01	16:10:48.722
12 -	1:17.128	4.376	56.38	16:12:05.850

P31 66 David SCOLLER (M)				
LAP	LAP TIME	DIFF	MPH	TIME OF DAY
1 -	1:34.438	18.066	46.04	15:57:44.468
2 -	1:16.399 (2)	0.027	56.91	15:59:00.867
3 -	1:28.917	12.545	48.90	16:00:29.784
4 -	1:18.038	1.666	55.72	16:01:47.822
5 -	1:17.570 (3)	1.198	56.06	16:03:05.392
6 -	<b>1:16.372 (1)</b>		<b>56.93</b>	<b>16:04:21.764</b>
7 -	1:21.135	4.763	53.59	16:05:42.899
8 -	1:31.963	15.591	47.28	16:07:14.862
9 -	1:40.433	24.061	43.29	16:08:55.295
10 -	1:30.430	14.058	48.08	16:10:25.725
11 -	1:19.499	3.127	54.70	16:11:45.224

P32 144 Bill TAYLOR				
LAP	LAP TIME	DIFF	MPH	TIME OF DAY
1 -	1:22.833	11.465	52.49	15:57:32.863
2 -	1:25.758	14.390	50.70	15:58:58.621
3 -	2:34.112 P	1:22.744	28.21	16:01:32.733
4 -	1:13.249	1.881	59.36	16:02:45.982
5 -	1:12.310 (2)	0.942	60.13	16:03:58.292
6 -	1:13.219	1.851	59.39	16:05:11.511
7 -	1:13.042 (3)	1.674	59.53	16:06:24.553
8 -	1:16.144	4.776	57.11	16:07:40.697
9 -	1:28.664	17.296	49.04	16:09:09.361
10 -	1:30.229	18.861	48.19	16:10:39.590
11 -	<b>1:11.368 (1)</b>		<b>60.93</b>	<b>16:11:50.958</b>

P33 67 Clive CHISNALL (M)				
LAP	LAP TIME	DIFF	MPH	TIME OF DAY

Weather / Track : Rain / Wet

# BRSCC Mazda MX-5 Championship

## RACE 7 - GROUP A & C - LAP ANALYSIS

DIFF = Difference To Personal Best Lap

1 -	1:27.538	14.448	49.67	15:57:37.568
2 -	1:14.290	1.200	58.53	15:58:51.858
<b>3 -</b>	<b>1:13.090 (1)</b>		<b>59.49</b>	<b>16:00:04.948</b>
4 -	1:13.450 (2)	0.360	59.20	16:01:18.398
5 -	1:13.786	0.696	58.93	16:02:32.184
6 -	1:13.507 (3)	0.417	59.15	16:03:45.691

# BRSCC Mazda MX-5 Championship

## RACE 7 - GROUP A & C - STATISTICS

**Competitors Started** 34  
**Planned Start** 2020-10-24 @ 16:15:00.000  
**Actual Start** 2020-10-24 @ 15:56:10.029  
**Finish Time** 2020-10-24 @ 16:11:19.852  
**Track Length** 1.2079mi.  
**Total Laps** 388  
**Total Distance Covered** 468.6828mi.

### Session Fastest Lap History

NO	CL	NAME	LAP TIME	TIME OF DAY	LAP	VEHICLE
41		Joe WIGGIN	1:16.081	15:57:26.124	1	Mazda MX-5 Mk1
41		Joe WIGGIN	1:10.749	15:58:36.872	2	Mazda MX-5 Mk1
63		Oliver ALLWOOD	1:10.463	15:58:36.959	2	Mazda MX-5 Mk1
263		Fraser FENWICK	1:10.188	15:58:37.298	2	Mazda MX-5 Mk1
41		Joe WIGGIN	1:09.767	15:59:46.640	3	Mazda MX-5 Mk1
81		Sebastian FISHER	1:09.445	15:59:48.166	3	Mazda MX-5 Mk1
158		Mike COMBER	1:09.330	15:59:48.288	3	Mazda MX-5 Mk1
55		Matt POLLARD	1:08.685	15:59:51.368	3	Mazda MX-5 Mk1

### Session Leader History

NO	CL	NAME	FROM LAP	LAPS LED	DISTANCE	VEHICLE
41		Joe WIGGIN	1	4	4.83 miles	Mazda MX-5 Mk1
63		Oliver ALLWOOD	5	8	9.66 miles	Mazda MX-5 Mk1

### Flag History

TYPE	TIME OF DAY
GREEN	15:56:10.029
SAFETY	16:06:05.109
GREEN	16:10:09.275
FINISH	16:11:19.852

### Flag Statistics

TYPE	COUNT	TOTAL LAPS	TOTAL TIME
Green	2	10	11:59.495
Red	0	0	0.000
Safety Car	1	2	4:04.166
FCY	0	0	0.000

Weather / Track : Rain / Wet

**BRSCC Mazda MX-5 Championship**  
**RACE 7 - GROUP A & C - STATISTICS**

**CLASS :**

**33 Starters**

**Fastest Lap History**

NO	NAME	LAP TIME	TIME OF DAY	LAP	VEHICLE
41	Joe WIGGIN	<b>1:16.081</b>	15:57:26.124	1	Mazda MX-5 Mk1
41	Joe WIGGIN	<b>1:10.749</b>	15:58:36.872	2	Mazda MX-5 Mk1
63	Oliver ALLWOOD	<b>1:10.463</b>	15:58:36.959	2	Mazda MX-5 Mk1
263	Fraser FENWICK	<b>1:10.188</b>	15:58:37.298	2	Mazda MX-5 Mk1
41	Joe WIGGIN	<b>1:09.767</b>	15:59:46.640	3	Mazda MX-5 Mk1
81	Sebastian FISHER	<b>1:09.445</b>	15:59:48.166	3	Mazda MX-5 Mk1
158	Mike COMBER	<b>1:09.330</b>	15:59:48.288	3	Mazda MX-5 Mk1
55	Matt POLLARD	<b>1:08.685</b>	15:59:51.368	3	Mazda MX-5 Mk1

**Leader History**

NO	NAME	FROM LAP	LAPS LED	DISTANCE	VEHICLE
41	Joe WIGGIN	1	4	4.83 miles	Mazda MX-5 Mk1
63	Oliver ALLWOOD	5	8	9.66 miles	Mazda MX-5 Mk1

**Weather / Track : Rain / Wet**

**Results can be found at [www.tsl-timing.com](http://www.tsl-timing.com)**

**Page 2 of 3**

Brands Hatch Indy  
Circuit Length = 1.2079 miles  
Start: 15:56 Flag 16:11 End: 16:12

Printed - 16:19 Saturday, 24 October 2020

**BRSCC Mazda MX-5 Championship**  
**RACE 7 - GROUP A & C - STATISTICS**

**CLASS : INV**

1 Starters

**Fastest Lap History**

NO	NAME	LAP TIME	TIME OF DAY	LAP	VEHICLE
87	Oii WALDEN	<b>1:32.307</b>	15:57:42.261	1	Mazda MX-5 Mk1
87	Oii WALDEN	<b>1:14.592</b>	15:58:56.948	2	Mazda MX-5 Mk1

**Leader History**

NO	NAME	FROM LAP	LAPS LED	DISTANCE	VEHICLE
87	Oii WALDEN	1	12	14.49 miles	Mazda MX-5 Mk1

## BRSCC Mazda MX-5 Championship

### RACE 12 - GROUP A & B - CLASSIFICATION

POS	NO	CL	PIC NAME	ENTRY	LAPS	TIME	GAP	DIFF	MPH	BEST	ON
1	72	1	Matt LUFF	Mazda MX-5 Mk1	12	15:21.537			56.62	1:07.028	10
2	83	2	Brian TROTT (M)	Mazda MX-5 Mk1	12	15:22.341	0.804	0.804	56.57	1:07.684	2
3	41	3	Joe WIGGIN	Mazda MX-5 Mk1	12	15:24.717	3.180	2.376	56.43	1:08.098	8
4	77	4	Steve FODEN	Mazda MX-5 Mk1	12	15:25.327	3.790	0.610	56.39	1:08.142	8
5	93	5	Jack BREWER	Mazda MX-5 Mk1	12	15:25.612	4.075	0.285	56.37	1:07.776	8
6	27	6	Luke PULLEN	Mazda MX-5 Mk1	12	15:29.562	8.025	3.950	56.13	1:07.962	8
7	88	7	Stuart SYMONDS	Mazda MX-5 Mk1	12	15:30.586	9.049	1.024	56.07	1:08.645	2
8	37	8	Tim DORE (M)	Mazda MX-5 Mk1	12	15:30.858	9.321	0.272	56.05	1:08.387	8
9	55	9	Matt POLLARD	Mazda MX-5 Mk1	12	15:31.392	9.855	0.534	56.02	1:07.694	8
10	4	10	Paul BATEMAN (M)	Mazda MX-5 Mk1	12	15:35.140	13.603	3.748	55.80	1:08.814	8
11	29	11	Adam CRAIG	Mazda MX-5 Mk1	12	15:36.992	15.455	1.852	55.69	1:09.093	8
12	81	12	Sebastian FISHER	Mazda MX-5 Mk1	12	15:37.378	15.841	0.386	55.66	1:09.189	9
13	145	13	Zak OATES	Mazda MX-5 Mk1	12	15:44.093	22.556	6.715	55.27	1:09.790	7
14	82	14	Michael KNIBBS	Mazda MX-5 Mk1	12	15:45.980	24.443	1.887	55.16	1:09.254	7
15	3	15	Richard WOOTTEN	Mazda MX-5 Mk1	12	15:48.158	26.621	2.178	55.03	1:10.743	9
16	17	16	Harry STORER	Mazda MX-5 Mk1	12	15:50.866	29.329	2.708	54.87	1:10.130	8
17	550	17	Thomas MALLETT	Mazda MX-5 Mk1	12	15:58.333	36.796	7.467	54.45	1:11.859	9
18	15	18	Brandon ABRAHAM	Mazda MX-5 Mk1	12	16:00.506	38.969	2.173	54.32	1:11.836	12
19	26	19	Sam ATTARD	Mazda MX-5 Mk1	12	16:01.083	39.546	0.577	54.29	1:11.928	9
20	21	20	Matthew FLETCHER	Mazda MX-5 Mk1	12	16:01.257	39.720	0.174	54.28	1:10.748	10
21	122	21	Paul KING (M)	Mazda MX-5 Mk1	12	16:02.807	41.270	1.550	54.19	1:12.679	8
22	264	22	William BREAME	Mazda MX-5 Mk1	12	16:04.628	43.091	1.821	54.09	1:12.491	7
23	67	23	Clive CHISNALL (M)	Mazda MX-5 Mk1	12	16:09.309	47.772	4.681	53.83	1:12.970	10
24	31	24	Bryn GRIFFITHS (M)	Mazda MX-5 Mk1	12	16:09.450	47.913	0.141	53.82	1:12.312	12
25	20	25	Christopher GINN (M)	Mazda MX-5 Mk1	12	16:09.638	48.101	0.188	53.81	1:11.150	12
26	78	26	Richard BARTLETT (M)	Mazda MX-5 Mk1	12	16:11.083	49.546	1.445	53.73	1:12.458	12
27	70	27	Michael PEARCE (M)	Mazda MX-5 Mk1	12	16:12.220	50.683	1.137	53.67	1:12.494	7
28	53	28	Jonathan FIELDSEND (M)	Mazda MX-5 Mk1	12	16:21.259	59.722	9.039	53.17	1:13.315	9
29	25	29	Stephen NEW	Mazda MX-5 Mk1	12	16:22.801	1:01.264	1.542	53.09	1:12.572	7
30	38	30	Andrew DEAN	Mazda MX-5 Mk1	12	16:27.166	1:05.629	4.365	52.86	1:13.872	8
31	50	31	Tim STORER (M)	Mazda MX-5 Mk1	11	15:23.255	1 Lap	1 Lap	51.81	1:15.790	8
32	5	32	Nick LE DOYEN (M)	Mazda MX-5 Mk1	11	15:24.012	1 Lap	0.757	51.76	1:11.957	8
33	66	33	David SCOULLER (M)	Mazda MX-5 Mk1	11	15:28.686	1 Lap	4.674	51.50	1:15.977	7
34	60	34	Oliver ATTARD	Mazda MX-5 Mk1	9	16:21.769	3 Laps	2 Laps	39.86	1:12.204	6

#### FASTEST LAP

72	Matt LUFF	Mazda MX-5 Mk1	10	1:07.028	64.87 mph	104.41 kph
----	-----------	----------------	----	----------	-----------	------------

Weather / Track : Cloudy / Wet

These results are provisional until the conclusion of any judicial and technical matters.

Brands Hatch Indy

Circuit Length = 1.2079 miles

Start: 11:21 Flag 11:36 End: 11:37

Clerk Of Course :	Steward :	Timekeeper :
-------------------	-----------	--------------



# BRSCC Mazda MX-5 Championship

## RACE 12 - GROUP A & B - LAP CHART

LAP 1 @ 11:22:23.908			LAP 2 @ 11:23:31.592			LAP 3 @ 11:24:56.858			LAP 4 @ 11:26:38.276			LAP 5 @ 11:28:19.648		
NO	BEHIND	LAP TIME	NO	BEHIND	LAP TIME	NO	BEHIND	LAP TIME	NO	BEHIND	LAP TIME	NO	BEHIND	LAP TIME
83		1:14.534	83		1:07.684	83		1:25.266	83		1:41.418	83		1:41.372
41	0.705	1:15.239	41	1.395	1:08.374	41	0.977	1:24.848	41	0.726	1:41.167	41	0.900	1:41.546
77	0.945	1:15.479	77	1.840	1:08.579	77	1.606	1:25.032	77	1.288	1:41.100	77	1.425	1:41.509
88	1.849	1:16.383	88	2.810	1:08.645	88	2.396	1:24.852	88	2.394	1:41.416	88	2.434	1:41.412
72	2.508	1:17.042	72	3.395	1:08.571	72	2.699	1:24.570	72	2.766	1:41.485	72	3.152	1:41.758
81	3.094	1:17.628	93	5.879	1:10.133	93	3.458	1:22.845	93	3.587	1:41.547	93	4.009	1:41.794
93	3.430	1:17.964	81	6.323	1:10.913	81	4.005	1:22.948	81	4.348	1:41.761	81	4.783	1:41.807
29	3.745	1:18.279	29	7.298	1:11.237	29	4.867	1:22.835	29	4.805	1:41.356	29	5.155	1:41.722
27	4.103	1:18.637	37	7.929	1:10.875	27	5.575	1:22.668	27	5.342	1:41.185	27	5.623	1:41.653
37	4.738	1:19.272	27	8.173	1:11.754	37	6.108	1:23.445	37	6.146	1:41.456	37	6.396	1:41.622
55	5.046	1:19.580	55	8.916	1:11.554	55	6.534	1:22.884	55	6.595	1:41.479	55	7.230	1:42.007
3	5.327	1:19.861	3	9.855	1:12.212	3	7.038	1:22.449	3	7.041	1:41.421	3	7.897	1:42.228
17	5.503	1:20.037	4	10.651	1:12.445	4	7.810	1:22.425	4	7.649	1:41.257	4	8.664	1:42.387
4	5.890	1:20.424	17	10.900	1:13.081	17	8.282	1:22.648	17	8.246	1:41.382	17	9.478	1:42.604
122	7.992	1:22.526	145	12.546	1:11.828	145	9.664	1:22.384	145	9.641	1:41.395	145	11.075	1:42.806
145	8.402	1:22.936	122	14.046	1:13.738	122	10.613	1:21.833	122	10.415	1:41.220	122	11.951	1:42.908
550	8.543	1:23.077	550	14.717	1:13.858	550	11.421	1:21.970	550	11.059	1:41.056	550	12.617	1:42.930
15	9.197	1:23.731	15	15.681	1:14.168	15	11.919	1:21.504	15	11.613	1:41.112	15	13.377	1:43.136
60	9.397	1:23.931	82	18.410	1:16.195	82	12.817	1:19.673	82	12.585	1:41.186	82	14.235	1:43.022
82	9.899	1:24.433	264	19.028	1:16.230	264	14.283	1:20.521	264	13.113	1:40.248	264	14.844	1:43.103
264	10.482	1:25.016	25	20.479	1:16.935	25	14.936	1:19.723	25	14.304	1:40.786	25	15.582	1:42.650
25	11.228	1:25.762	5	21.903	1:17.910	5	15.650	1:19.013	5	15.103	1:40.871	5	16.351	1:42.620
5	11.677	1:26.211	21	22.468	1:17.274	26	16.208	1:18.840	26	16.229	1:41.439	26	17.224	1:42.367
26	11.922	1:26.456	26	22.634	1:18.396	21	16.850	1:19.648	21	17.521	1:42.089	21	17.993	1:41.844
20	12.144	1:26.678	31	23.246	1:17.066	67	17.604	1:19.600	67	18.775	1:42.589	67	18.817	1:41.414
21	12.878	1:27.412	67	23.270	1:18.060	70	18.272	1:20.118	70	19.759	1:42.905	70	20.684	1:42.297
67	12.894	1:27.428	70	23.420	1:17.648	31	18.999	1:21.019	31	20.517	1:42.936	31	21.477	1:42.332
70	13.456	1:27.990	78	23.810	1:16.567	78	21.374	1:22.830	78	22.695	1:42.739	78	23.399	1:42.076
31	13.864	1:28.398	20	25.170	1:20.710	20	22.187	1:22.283	20	23.628	1:42.859	20	23.791	1:41.535
78	14.927	1:29.461	38	25.612	1:17.914	38	23.350	1:23.004	38	25.259	1:43.327	38	24.626	1:40.739
38	15.382	1:29.916	53	26.826	1:18.515	53	24.597	1:23.037	53	26.845	1:43.666	53	25.644	1:40.171
53	15.995	1:30.529	50	28.023	1:18.347	50	25.800	1:23.043	50	29.357	1:44.975	50	26.793	1:38.808
50	17.360	1:31.894	66	31.462	1:20.792	66	30.034	1:23.838	66	31.150	1:42.534	66	29.403	1:39.625
66	18.354	1:32.888										60	3 Laps	6:15.989

Weather / Track : Cloudy / Wet

# BRSCC Mazda MX-5 Championship

## RACE 12 - GROUP A & B - LAP CHART

LAP 6 @ 11:29:42.049			LAP 7 @ 11:30:49.933			LAP 8 @ 11:31:57.870			LAP 9 @ 11:33:05.935			LAP 10 @ 11:34:14.114		
NO	BEHIND	LAP TIME	NO	BEHIND	LAP TIME	NO	BEHIND	LAP TIME	NO	BEHIND	LAP TIME	NO	BEHIND	LAP TIME
83		1:22.401	83		1:07.884	83		1:07.937	83		1:08.065	83		1:08.179
41	0.265	1:21.766	41	0.847	1:08.466	41	1.008	1:08.098	41	1.250	1:08.307	72	0.258	1:07.028
77	0.520	1:21.496	77	0.982	1:08.346	77	1.187	1:08.142	72	1.409	1:07.686	41	1.808	1:08.737
88	1.971	1:21.938	72	2.058	1:07.682	72	1.788	1:07.667	77	1.953	1:08.831	77	2.414	1:08.640
72	2.260	1:21.509	88	3.791	1:09.704	93	3.822	1:07.776	93	3.868	1:08.111	93	4.113	1:08.424
93	2.855	1:21.247	93	3.983	1:09.012	88	5.205	1:09.351	88	5.818	1:08.678	88	6.777	1:09.138
81	3.907	1:21.525	27	5.977	1:09.309	27	6.002	1:07.962	27	6.916	1:08.979	27	7.241	1:08.504
29	4.306	1:21.552	37	6.186	1:08.929	37	6.636	1:08.387	37	7.104	1:08.533	37	7.897	1:08.972
27	4.552	1:21.330	55	7.316	1:09.622	55	7.073	1:07.694	55	7.745	1:08.737	55	8.298	1:08.732
37	5.141	1:21.146	29	7.890	1:11.468	29	9.046	1:09.093	29	10.263	1:09.282	29	11.417	1:09.333
55	5.578	1:20.749	81	8.358	1:12.335	81	10.325	1:09.904	81	11.449	1:09.189	4	12.524	1:08.962
3	6.175	1:20.679	3	9.356	1:11.065	4	10.533	1:08.814	4	11.741	1:09.273	81	12.846	1:09.576
4	6.628	1:20.365	4	9.656	1:10.912	17	12.558	1:10.130	145	15.564	1:10.678	145	17.709	1:10.324
17	8.114	1:21.037	17	10.365	1:10.135	145	12.951	1:10.384	82	16.108	1:09.764	3	19.525	1:11.372
145	8.598	1:19.924	145	10.504	1:09.790	3	13.654	1:12.235	3	16.332	1:10.743	17	19.997	1:11.220
122	10.133	1:20.583	82	12.645	1:09.254	82	14.409	1:09.701	17	16.956	1:12.463	82	20.897	1:12.968
550	10.538	1:20.322	550	15.070	1:12.416	122	19.947	1:12.679	550	23.922	1:11.859	550	28.222	1:12.479
15	11.121	1:20.145	122	15.205	1:12.956	550	20.128	1:12.995	122	25.045	1:13.163	122	30.367	1:13.501
82	11.275	1:19.441	15	15.604	1:12.367	15	21.056	1:13.389	15	25.614	1:12.623	15	30.977	1:13.542
264	12.209	1:19.766	264	16.816	1:12.491	264	21.489	1:12.610	264	27.574	1:14.150	264	32.314	1:12.919
25	13.638	1:20.457	21	18.171	1:11.286	5	22.383	1:11.957	26	28.017	1:11.928	26	32.353	1:12.515
5	14.260	1:20.310	25	18.326	1:12.572	21	23.800	1:13.566	25	30.575	1:13.922	21	33.428	1:10.748
26	14.405	1:19.582	5	18.363	1:11.987	26	24.154	1:12.964	21	30.859	1:15.124	25	35.694	1:13.298
21	14.769	1:19.177	26	19.127	1:12.606	25	24.718	1:14.329	67	32.318	1:13.184	67	37.109	1:12.970
67	16.453	1:20.037	67	21.583	1:13.014	67	27.199	1:13.553	20	32.447	1:12.628	70	38.939	1:13.889
70	17.279	1:18.996	70	21.889	1:12.494	70	27.467	1:13.515	70	33.229	1:13.827	31	39.189	1:13.120
31	18.321	1:19.245	31	23.704	1:13.267	20	27.884	1:11.498	31	34.248	1:13.114	78	40.286	1:13.439
78	20.649	1:19.651	20	24.323	1:11.401	31	29.199	1:13.432	78	35.026	1:12.580	20	41.380	1:17.112
20	20.806	1:19.416	78	25.916	1:13.151	78	30.511	1:12.532	38	41.057	1:14.064	38	47.534	1:14.656
38	22.357	1:20.132	38	29.123	1:14.650	38	35.058	1:13.872	53	41.870	1:13.315	53	48.481	1:14.790
53	25.138	1:21.895	53	31.111	1:13.857	53	36.620	1:13.446	60	3 Laps	1:12.204	60	3 Laps	1:12.817
50	27.065	1:22.673	50	35.282	1:16.101	60	3 Laps	1:14.669	50	52.432	1:17.362	50	1:02.249	1:17.996
66	29.435	1:22.433	60	3 Laps	1:13.695	50	43.135	1:15.790	66	56.355	1:17.966	66	1:04.990	1:16.814
60	3 Laps	1:22.397	66	37.528	1:15.977	66	46.454	1:16.863	5	1:00.522	1:46.204	5	1:05.480	1:13.137

Weather / Track : Cloudy / Wet

# BRSCC Mazda MX-5 Championship

## RACE 12 - GROUP A & B - LAP CHART

LAP 11 @ 11:35:22.700			LAP 12 @ 11:36:30.911		
NO	BEHIND	LAP TIME	NO	BEHIND	LAP TIME
83		1:08.586	72		1:08.038
72	0.173	1:08.501	83	0.804	1:09.015
41	1.903	1:08.681	50	1 Lap	1:16.266
77	2.222	1:08.394	5	1 Lap	1:13.792
93	3.518	1:07.991	41	3.180	1:09.488
88	7.651	1:09.460	77	3.790	1:09.779
27	7.828	1:09.173	93	4.075	1:08.768
37	8.285	1:08.974	66	1 Lap	1:18.956
55	8.579	1:08.867	27	8.025	1:08.408
4	12.793	1:08.855	88	9.049	1:09.609
29	13.114	1:10.283	37	9.321	1:09.247
81	14.087	1:09.827	55	9.855	1:09.487
145	19.885	1:10.762	4	13.603	1:09.021
17	22.216	1:10.805	29	15.455	1:10.552
82	23.162	1:10.851	81	15.841	1:09.965
3	23.211	1:12.272	145	22.556	1:10.882
550	32.009	1:12.373	82	24.443	1:09.492
15	35.344	1:12.953	3	26.621	1:11.621
26	35.821	1:12.054	17	29.329	1:15.324
21	36.533	1:11.691	550	36.796	1:12.998
122	36.699	1:14.918	15	38.969	1:11.836
264	37.508	1:13.780	26	39.546	1:11.936
67	42.328	1:13.805	21	39.720	1:11.398
31	43.812	1:13.209	122	41.270	1:12.782
70	44.497	1:14.144	264	43.091	1:13.794
20	45.162	1:12.368	67	47.772	1:13.655
78	45.299	1:13.599	31	47.913	1:12.312
53	54.137	1:14.242	20	48.101	1:11.150
60	3 Laps	1:12.984	78	49.546	1:12.458
25	56.536	1:29.428	70	50.683	1:14.397
38	58.440	1:19.492	53	59.722	1:13.796
			60	3 Laps	1:13.083
			25	1:01.264	1:12.939
			38	1:05.629	1:15.400

Weather / Track : Cloudy / Wet

# BRSCC Mazda MX-5 Championship

## RACE 12 - GROUP A & B - LAP ANALYSIS

DIFF = Difference To Personal Best Lap

P1 72 Matt LUFF				
LAP	LAP TIME	DIFF	MPH	TIME OF DAY
1 -	1:17.042	10.014	56.44	11:22:26.416
2 -	1:08.571	1.543	63.41	11:23:34.987
3 -	<b>1:24.570</b>	17.542	51.42	<b>11:24:59.557</b>
4 -	1:41.485	34.457	42.84	11:26:41.042
5 -	1:41.758	34.730	42.73	11:28:22.800
6 -	1:21.509	14.481	53.35	11:29:44.309
7 -	1:07.682 (3)	0.654	64.25	11:30:51.991
8 -	1:07.667 (2)	0.639	64.26	11:31:59.658
9 -	1:07.686	0.658	64.24	11:33:07.344
10 -	<b>1:07.028 (1)</b>		<b>64.87</b>	<b>11:34:14.372</b>
11 -	1:08.501	1.473	63.48	11:35:22.873
12 -	1:08.038	1.010	63.91	11:36:30.911

P2 83 Brian TROTT (M)				
LAP	LAP TIME	DIFF	MPH	TIME OF DAY
1 -	1:14.534	6.850	58.34	11:22:23.908
2 -	<b>1:07.684 (1)</b>		<b>64.24</b>	<b>11:23:31.592</b>
3 -	1:25.266	17.582	51.00	11:24:56.858
4 -	1:41.418	33.734	42.87	11:26:38.276
5 -	1:41.372	33.688	42.89	11:28:19.648
6 -	1:22.401	14.717	52.77	11:29:42.049
7 -	1:07.884 (2)	0.200	64.05	11:30:49.933
8 -	1:07.937 (3)	0.253	64.00	11:31:57.870
9 -	1:08.065	0.381	63.88	11:33:05.935
10 -	1:08.179	0.495	63.78	11:34:14.114
11 -	1:08.586	0.902	63.40	11:35:22.700
12 -	1:09.015	1.331	63.00	11:36:31.715

P3 41 Joe WIGGIN				
LAP	LAP TIME	DIFF	MPH	TIME OF DAY
1 -	1:15.239	7.141	57.79	11:22:24.613
2 -	1:08.374 (3)	0.276	63.60	11:23:32.987
3 -	1:24.848	16.750	51.25	11:24:57.835
4 -	1:41.167	33.069	42.98	11:26:39.002
5 -	1:41.546	33.448	42.82	11:28:20.548
6 -	1:21.766	13.668	53.18	11:29:42.314
7 -	1:08.466	0.368	63.51	11:30:50.780
8 -	<b>1:08.098 (1)</b>		<b>63.85</b>	<b>11:31:58.878</b>
9 -	1:08.307 (2)	0.209	63.66	11:33:07.185
10 -	1:08.737	0.639	63.26	11:34:15.922
11 -	1:08.681	0.583	63.31	11:35:24.603
12 -	1:09.488	1.390	62.58	11:36:34.091

P4 77 Steve FODEN				
LAP	LAP TIME	DIFF	MPH	TIME OF DAY
1 -	1:15.479	7.337	57.61	11:22:24.853
2 -	1:08.579	0.437	63.41	11:23:33.432
3 -	1:25.032	16.890	51.14	11:24:58.464
4 -	1:41.100	32.958	43.01	11:26:39.564
5 -	1:41.509	33.367	42.83	11:28:21.073
6 -	1:21.496	13.354	53.35	11:29:42.569
7 -	1:08.346 (2)	0.204	63.62	11:30:50.915
8 -	<b>1:08.142 (1)</b>		<b>63.81</b>	<b>11:31:59.057</b>
9 -	1:08.831	0.689	63.17	11:33:07.888
10 -	1:08.640	0.498	63.35	11:34:16.528
11 -	1:08.394 (3)	0.252	63.58	11:35:24.922
12 -	1:09.779	1.637	62.31	11:36:34.701

DIFF = Difference To Personal Best Lap

P5 93 Jack BREWER				
LAP	LAP TIME	DIFF	MPH	TIME OF DAY
1 -	1:17.964	10.188	55.77	11:22:27.338
2 -	1:10.133	2.357	62.00	11:23:37.471
3 -	1:22.845	15.069	52.49	11:25:00.316
4 -	1:41.547	33.771	42.82	11:26:41.863
5 -	1:41.794	34.018	42.71	11:28:23.657
6 -	1:21.247	13.471	53.52	11:29:44.904
7 -	1:09.012	1.236	63.01	11:30:53.916
8 -	<b>1:07.776 (1)</b>		<b>64.16</b>	<b>11:32:01.692</b>
9 -	1:08.111 (3)	0.335	63.84	11:33:09.803
10 -	1:08.424	0.648	63.55	11:34:18.227
11 -	1:07.991 (2)	0.215	63.95	11:35:26.218
12 -	1:08.768	0.992	63.23	11:36:34.986

P6 27 Luke PULLEN				
LAP	LAP TIME	DIFF	MPH	TIME OF DAY
1 -	1:18.637	10.675	55.29	11:22:28.011
2 -	1:11.754	3.792	60.60	11:23:39.765
3 -	1:22.668	14.706	52.60	11:25:02.433
4 -	1:41.185	33.223	42.97	11:26:43.618
5 -	1:41.653	33.691	42.77	11:28:25.271
6 -	1:21.330	13.368	53.46	11:29:46.601
7 -	1:09.309	1.347	62.74	11:30:55.910
8 -	<b>1:07.962 (1)</b>		<b>63.98</b>	<b>11:32:03.872</b>
9 -	1:08.979	1.017	63.04	11:33:12.851
10 -	1:08.504 (3)	0.542	63.47	11:34:21.355
11 -	1:09.173	1.211	62.86	11:35:30.528
12 -	1:08.408 (2)	0.446	63.56	11:36:38.936

P7 88 Stuart SYMONDS				
LAP	LAP TIME	DIFF	MPH	TIME OF DAY
1 -	1:16.383	7.738	56.93	11:22:25.757
2 -	<b>1:08.645 (1)</b>		<b>63.34</b>	<b>11:23:34.402</b>
3 -	1:24.852	16.207	51.24	11:24:59.254
4 -	1:41.416	32.771	42.87	11:26:40.670
5 -	1:41.412	32.767	42.88	11:28:22.082
6 -	1:21.938	13.293	53.07	11:29:44.020
7 -	1:09.704	1.059	62.38	11:30:53.724
8 -	1:09.351	0.706	62.70	11:32:03.075
9 -	1:08.678 (2)	0.033	63.31	11:33:11.753
10 -	1:09.138 (3)	0.493	62.89	11:34:20.891
11 -	1:09.460	0.815	62.60	11:35:30.351
12 -	1:09.609	0.964	62.47	11:36:39.960

P8 37 Tim DORE (M)				
LAP	LAP TIME	DIFF	MPH	TIME OF DAY
1 -	1:19.272	10.885	54.85	11:22:28.646
2 -	1:10.875	2.488	61.35	11:23:39.521
3 -	1:23.445	15.058	52.11	11:25:02.966
4 -	1:41.456	33.069	42.86	11:26:44.422
5 -	1:41.622	33.235	42.79	11:28:26.044
6 -	1:21.146	12.759	53.58	11:29:47.190
7 -	1:08.929 (3)	0.542	63.08	11:30:56.119
8 -	<b>1:08.387 (1)</b>		<b>63.58</b>	<b>11:32:04.506</b>
9 -	1:08.533 (2)	0.146	63.45	11:33:13.039
10 -	1:08.972	0.585	63.04	11:34:22.011
11 -	1:08.974	0.587	63.04	11:35:30.985
12 -	1:09.247	0.860	62.79	11:36:40.232

Weather / Track : Cloudy / Wet

Brands Hatch Indy  
Circuit Length = 1.2079 miles  
Start: 11:21 Flag 11:36 End: 11:37

# BRSCC Mazda MX-5 Championship

## RACE 12 - GROUP A & B - LAP ANALYSIS

DIFF = Difference To Personal Best Lap

P9 55 Matt POLLARD				
LAP	LAP TIME	DIFF	MPH	TIME OF DAY
1 -	1:19.580	11.886	54.64	11:22:28.954
2 -	1:11.554	3.860	60.77	11:23:40.508
3 -	1:22.884	15.190	52.46	11:25:03.392
4 -	1:41.479	33.785	42.85	11:26:44.871
5 -	1:42.007	34.313	42.63	11:28:26.878
6 -	1:20.749	13.055	53.85	11:29:47.627
7 -	1:09.622	1.928	62.46	11:30:57.249
8 -	1:07.694 (1)		64.23	11:32:04.943
9 -	1:08.737 (3)	1.043	63.26	11:33:13.680
10 -	1:08.732 (2)	1.038	63.26	11:34:22.412
11 -	1:08.867	1.173	63.14	11:35:31.279
12 -	1:09.487	1.793	62.58	11:36:40.766

P10 4 Paul BATEMAN (M)				
LAP	LAP TIME	DIFF	MPH	TIME OF DAY
1 -	1:20.424	11.610	54.07	11:22:29.798
2 -	1:12.445	3.631	60.02	11:23:42.243
3 -	1:22.425	13.611	52.75	11:25:04.668
4 -	1:41.257	32.443	42.94	11:26:45.925
5 -	1:42.387	33.573	42.47	11:28:28.312
6 -	1:20.365	11.551	54.11	11:29:48.677
7 -	1:10.912	2.098	61.32	11:30:59.589
8 -	1:08.814 (1)		63.19	11:32:08.403
9 -	1:09.273	0.459	62.77	11:33:17.676
10 -	1:08.962 (3)	0.148	63.05	11:34:26.638
11 -	1:08.855 (2)	0.041	63.15	11:35:35.493
12 -	1:09.021	0.207	63.00	11:36:44.514

P11 29 Adam CRAIG				
LAP	LAP TIME	DIFF	MPH	TIME OF DAY
1 -	1:18.279	9.186	55.55	11:22:27.653
2 -	1:11.237	2.144	61.04	11:23:38.890
3 -	1:22.835	13.742	52.49	11:25:01.725
4 -	1:41.356	32.263	42.90	11:26:43.081
5 -	1:41.722	32.629	42.74	11:28:24.803
6 -	1:21.552	12.459	53.32	11:29:46.355
7 -	1:11.468	2.375	60.84	11:30:57.823
8 -	1:09.093 (1)		62.93	11:32:06.916
9 -	1:09.282 (2)	0.189	62.76	11:33:16.198
10 -	1:09.333 (3)	0.240	62.72	11:34:25.531
11 -	1:10.283	1.190	61.87	11:35:35.814
12 -	1:10.552	1.459	61.63	11:36:46.366

P12 81 Sebastian FISHER				
LAP	LAP TIME	DIFF	MPH	TIME OF DAY
1 -	1:17.628	8.439	56.01	11:22:27.002
2 -	1:10.913	1.724	61.32	11:23:37.915
3 -	1:22.948	13.759	52.42	11:25:00.863
4 -	1:41.761	32.572	42.73	11:26:42.624
5 -	1:41.807	32.618	42.71	11:28:24.431
6 -	1:21.525	12.336	53.34	11:29:45.956
7 -	1:12.335	3.146	60.11	11:30:58.291
8 -	1:09.904	0.715	62.20	11:32:08.195
9 -	1:09.189 (1)		62.85	11:33:17.384
10 -	1:09.576 (2)	0.387	62.50	11:34:26.960
11 -	1:09.827 (3)	0.638	62.27	11:35:36.787
12 -	1:09.965	0.776	62.15	11:36:46.752

DIFF = Difference To Personal Best Lap

P13 145 Zak OATES				
LAP	LAP TIME	DIFF	MPH	TIME OF DAY
1 -	1:22.936	13.146	52.43	11:22:32.310
2 -	1:11.828	2.038	60.54	11:23:44.138
3 -	1:22.384	12.594	52.78	11:25:06.522
4 -	1:41.395	31.605	42.88	11:26:47.917
5 -	1:42.806	33.016	42.29	11:28:30.723
6 -	1:19.924	10.134	54.40	11:29:50.647
7 -	1:09.790 (1)		62.30	11:31:00.437
8 -	1:10.384 (3)	0.594	61.78	11:32:10.821
9 -	1:10.678	0.888	61.52	11:33:21.499
10 -	1:10.324 (2)	0.534	61.83	11:34:31.823
11 -	1:10.762	0.972	61.45	11:35:42.585
12 -	1:10.882	1.092	61.34	11:36:53.467

P14 82 Michael KNIBBS				
LAP	LAP TIME	DIFF	MPH	TIME OF DAY
1 -	1:24.433	15.179	51.50	11:22:33.807
2 -	1:16.195	6.941	57.07	11:23:50.002
3 -	1:19.673	10.419	54.58	11:25:09.675
4 -	1:41.186	31.932	42.97	11:26:50.861
5 -	1:43.022	33.768	42.21	11:28:33.883
6 -	1:19.441	10.187	54.74	11:29:53.324
7 -	1:09.254 (1)		62.79	11:31:02.578
8 -	1:09.701 (3)	0.447	62.38	11:32:12.279
9 -	1:09.764	0.510	62.33	11:33:22.043
10 -	1:12.968	3.714	59.59	11:34:35.011
11 -	1:10.851	1.597	61.37	11:35:45.862
12 -	1:09.492 (2)	0.238	62.57	11:36:55.354

P15 3 Richard WOOTTEN				
LAP	LAP TIME	DIFF	MPH	TIME OF DAY
1 -	1:19.861	9.118	54.45	11:22:29.235
2 -	1:12.212	1.469	60.21	11:23:41.447
3 -	1:22.449	11.706	52.74	11:25:03.896
4 -	1:41.421	30.678	42.87	11:26:45.317
5 -	1:42.228	31.485	42.53	11:28:27.545
6 -	1:20.679	9.936	53.90	11:29:48.224
7 -	1:11.065 (2)	0.322	61.19	11:30:59.289
8 -	1:12.235	1.492	60.20	11:32:11.524
9 -	1:10.743 (1)		61.47	11:33:22.267
10 -	1:11.372 (3)	0.629	60.92	11:34:33.639
11 -	1:12.272	1.529	60.16	11:35:45.911
12 -	1:11.621	0.878	60.71	11:36:57.532

P16 17 Harry STORER				
LAP	LAP TIME	DIFF	MPH	TIME OF DAY
1 -	1:20.037	9.907	54.33	11:22:29.411
2 -	1:13.081	2.951	59.50	11:23:42.492
3 -	1:22.648	12.518	52.61	11:25:05.140
4 -	1:41.382	31.252	42.89	11:26:46.522
5 -	1:42.604	32.474	42.38	11:28:29.126
6 -	1:21.037	10.907	53.66	11:29:50.163
7 -	1:10.135 (2)	0.005	62.00	11:31:00.298
8 -	1:10.130 (1)		62.00	11:32:10.428
9 -	1:12.463	2.333	60.01	11:33:22.891
10 -	1:11.220	1.090	61.05	11:34:34.111
11 -	1:10.805 (3)	0.675	61.41	11:35:44.916
12 -	1:15.324	5.194	57.73	11:37:00.240

Weather / Track : Cloudy / Wet

Brands Hatch Indy  
Circuit Length = 1.2079 miles  
Start: 11:21 Flag 11:36 End: 11:37

# BRSCC Mazda MX-5 Championship

## RACE 12 - GROUP A & B - LAP ANALYSIS

DIFF = Difference To Personal Best Lap

P17 550 Thomas MALLETT				
LAP	LAP TIME	DIFF	MPH	TIME OF DAY
1 -	1:23.077	11.218	52.34	11:22:32.451
2 -	1:13.858	1.999	58.87	11:23:46.309
3 -	1:21.970	10.111	53.05	11:25:08.279
4 -	1:41.056	29.197	43.03	11:26:49.335
5 -	1:42.930	31.071	42.24	11:28:32.265
6 -	1:20.322	8.463	54.13	11:29:52.587
7 -	1:12.416 (3)	0.557	60.05	11:31:05.003
8 -	1:12.995	1.136	59.57	11:32:17.998
9 -	1:11.859 (1)		60.51	11:33:29.857
10 -	1:12.479	0.620	59.99	11:34:42.336
11 -	1:12.373 (2)	0.514	60.08	11:35:54.709
12 -	1:12.998	1.139	59.57	11:37:07.707

P18 15 Brandon ABRAHAM				
LAP	LAP TIME	DIFF	MPH	TIME OF DAY
1 -	1:23.731	11.895	51.93	11:22:33.105
2 -	1:14.168	2.332	58.63	11:23:47.273
3 -	1:21.504	9.668	53.35	11:25:08.777
4 -	1:41.112	29.276	43.00	11:26:49.889
5 -	1:43.136	31.300	42.16	11:28:33.025
6 -	1:20.145	8.309	54.25	11:29:53.170
7 -	1:12.367 (2)	0.531	60.09	11:31:05.537
8 -	1:13.389	1.553	59.25	11:32:18.926
9 -	1:12.623 (3)	0.787	59.87	11:33:31.549
10 -	1:13.542	1.706	59.13	11:34:45.091
11 -	1:12.953	1.117	59.60	11:35:58.044
12 -	1:11.836 (1)		60.53	11:37:09.880

P19 26 Sam ATTARD				
LAP	LAP TIME	DIFF	MPH	TIME OF DAY
1 -	1:26.456	14.528	50.29	11:22:35.830
2 -	1:18.396	6.468	55.46	11:23:54.226
3 -	1:18.840	6.912	55.15	11:25:13.066
4 -	1:41.439	29.511	42.86	11:26:54.505
5 -	1:42.367	30.439	42.48	11:28:36.872
6 -	1:19.582	7.654	54.64	11:29:56.454
7 -	1:12.606	0.678	59.89	11:31:09.060
8 -	1:12.964	1.036	59.59	11:32:22.024
9 -	1:11.928 (1)		60.45	11:33:33.952
10 -	1:12.515	0.587	59.96	11:34:46.467
11 -	1:12.054 (3)	0.126	60.35	11:35:58.521
12 -	1:11.936 (2)	0.008	60.45	11:37:10.457

P20 21 Matthew FLETCHER				
LAP	LAP TIME	DIFF	MPH	TIME OF DAY
1 -	1:27.412	16.664	49.74	11:22:36.786
2 -	1:17.274	6.526	56.27	11:23:54.060
3 -	1:19.648	8.900	54.59	11:25:13.708
4 -	1:42.089	31.341	42.59	11:26:55.797
5 -	1:41.844	31.096	42.69	11:28:37.641
6 -	1:19.177	8.429	54.92	11:29:56.818
7 -	1:11.286 (2)	0.538	61.00	11:31:08.104
8 -	1:13.566	2.818	59.11	11:32:21.670
9 -	1:15.124	4.376	57.88	11:33:36.794
10 -	1:10.748 (1)		61.46	11:34:47.542
11 -	1:11.691	0.943	60.65	11:35:59.233
12 -	1:11.398 (3)	0.650	60.90	11:37:10.631

DIFF = Difference To Personal Best Lap

P21 122 Paul KING (M)				
LAP	LAP TIME	DIFF	MPH	TIME OF DAY
1 -	1:22.526	9.847	52.69	11:22:31.900
2 -	1:13.738	1.059	58.97	11:23:45.638
3 -	1:21.833	9.154	53.13	11:25:07.471
4 -	1:41.220	28.541	42.96	11:26:48.691
5 -	1:42.908	30.229	42.25	11:28:31.599
6 -	1:20.583	7.904	53.96	11:29:52.182
7 -	1:12.956 (3)	0.277	59.60	11:31:05.138
8 -	1:12.679 (1)		59.83	11:32:17.817
9 -	1:13.163	0.484	59.43	11:33:30.980
10 -	1:13.501	0.822	59.16	11:34:44.481
11 -	1:14.918	2.239	58.04	11:35:59.399
12 -	1:12.782 (2)	0.103	59.74	11:37:12.181

P22 264 William BREAME				
LAP	LAP TIME	DIFF	MPH	TIME OF DAY
1 -	1:25.016	12.525	51.15	11:22:34.390
2 -	1:16.230	3.739	57.04	11:23:50.620
3 -	1:20.521	8.030	54.00	11:25:11.141
4 -	1:40.248	27.757	43.37	11:26:51.389
5 -	1:43.103	30.612	42.17	11:28:34.492
6 -	1:19.766	7.275	54.51	11:29:54.258
7 -	1:12.491 (1)		59.98	11:31:06.749
8 -	1:12.610 (2)	0.119	59.88	11:32:19.359
9 -	1:14.150	1.659	58.64	11:33:33.509
10 -	1:12.919 (3)	0.428	59.63	11:34:46.428
11 -	1:13.780	1.289	58.94	11:36:00.208
12 -	1:13.794	1.303	58.92	11:37:14.002

P23 67 Clive CHISNALL (M)				
LAP	LAP TIME	DIFF	MPH	TIME OF DAY
1 -	1:27.428	14.458	49.73	11:22:36.802
2 -	1:18.060	5.090	55.70	11:23:54.862
3 -	1:19.600	6.630	54.63	11:25:14.462
4 -	1:42.589	29.619	42.38	11:26:57.051
5 -	1:41.414	28.444	42.87	11:28:38.465
6 -	1:20.037	7.067	54.33	11:29:58.502
7 -	1:13.014 (2)	0.044	59.55	11:31:11.516
8 -	1:13.553	0.583	59.12	11:32:25.069
9 -	1:13.184 (3)	0.214	59.42	11:33:38.253
10 -	1:12.970 (1)		59.59	11:34:51.223
11 -	1:13.805	0.835	58.92	11:36:05.028
12 -	1:13.655	0.685	59.04	11:37:18.683

P24 31 Bryn GRIFFITHS (M)				
LAP	LAP TIME	DIFF	MPH	TIME OF DAY
1 -	1:28.398	16.086	49.19	11:22:37.772
2 -	1:17.066	4.754	56.42	11:23:54.838
3 -	1:21.019	8.707	53.67	11:25:15.857
4 -	1:42.936	30.624	42.24	11:26:58.793
5 -	1:42.332	30.020	42.49	11:28:41.125
6 -	1:19.245	6.933	54.87	11:30:00.370
7 -	1:13.267	0.955	59.35	11:31:13.637
8 -	1:13.432	1.120	59.21	11:32:27.069
9 -	1:13.114 (2)	0.802	59.47	11:33:40.183
10 -	1:13.120 (3)	0.808	59.47	11:34:53.303
11 -	1:13.209	0.897	59.39	11:36:06.512
12 -	1:12.312 (1)		60.13	11:37:18.824

Weather / Track : Cloudy / Wet

Brands Hatch Indy  
Circuit Length = 1.2079 miles  
Start: 11:21 Flag 11:36 End: 11:37

# BRSCC Mazda MX-5 Championship

## RACE 12 - GROUP A & B - LAP ANALYSIS

DIFF = Difference To Personal Best Lap

<b>P25 20 Christopher GINN (M)</b>				
LAP	LAP TIME	DIFF	MPH	TIME OF DAY
1 -	1:26.678	15.528	50.16	11:22:36.052
2 -	<b>1:20.710</b>	9.560	53.87	<b>11:23:56.762</b>
3 -	1:22.283	11.133	52.84	11:25:19.045
4 -	1:42.859	31.709	42.27	11:27:01.904
5 -	<b>1:41.535</b>	30.385	42.82	<b>11:28:43.439</b>
6 -	1:19.416	8.266	54.75	11:30:02.855
7 -	1:11.401 (2)	0.251	60.90	11:31:14.256
8 -	1:11.498 (3)	0.348	60.82	11:32:25.754
9 -	1:12.628	1.478	59.87	11:33:38.382
10 -	1:17.112	5.962	56.39	11:34:55.494
11 -	1:12.368	1.218	60.09	11:36:07.862
12 -	<b>1:11.150 (1)</b>		<b>61.11</b>	<b>11:37:19.012</b>

<b>P26 78 Richard BARTLETT (M)</b>				
LAP	LAP TIME	DIFF	MPH	TIME OF DAY
1 -	1:29.461	17.003	48.60	11:22:38.835
2 -	<b>1:16.567</b>	4.109	56.79	<b>11:23:55.402</b>
3 -	1:22.830	10.372	52.50	11:25:18.232
4 -	1:42.739	30.281	42.32	11:27:00.971
5 -	<b>1:42.076</b>	29.618	42.60	<b>11:28:43.047</b>
6 -	1:19.651	7.193	54.59	11:30:02.698
7 -	1:13.151	0.693	59.44	11:31:15.849
8 -	1:12.532 (2)	0.074	59.95	11:32:28.381
9 -	1:12.580 (3)	0.122	59.91	11:33:40.961
10 -	1:13.439	0.981	59.21	11:34:54.400
11 -	1:13.599	1.141	59.08	11:36:07.999
12 -	<b>1:12.458 (1)</b>		<b>60.01</b>	<b>11:37:20.457</b>

<b>P27 70 Michael PEARCE (M)</b>				
LAP	LAP TIME	DIFF	MPH	TIME OF DAY
1 -	1:27.990	15.496	49.42	11:22:37.364
2 -	<b>1:17.648</b>	5.154	56.00	<b>11:23:55.012</b>
3 -	1:20.118	7.624	54.27	11:25:15.130
4 -	1:42.905	30.411	42.25	11:26:58.035
5 -	<b>1:42.297</b>	29.803	42.50	<b>11:28:40.332</b>
6 -	1:18.996	6.502	55.04	11:29:59.328
7 -	<b>1:12.494 (1)</b>		<b>59.98</b>	<b>11:31:11.822</b>
8 -	1:13.515 (2)	1.021	59.15	11:32:25.337
9 -	1:13.827 (3)	1.333	58.90	11:33:39.164
10 -	1:13.889	1.395	58.85	11:34:53.053
11 -	1:14.144	1.650	58.65	11:36:07.197
12 -	1:14.397	1.903	58.45	11:37:21.594

<b>P28 53 Jonathan FIELDSEND (M)</b>				
LAP	LAP TIME	DIFF	MPH	TIME OF DAY
1 -	1:30.529	17.214	48.03	11:22:39.903
2 -	<b>1:18.515</b>	5.200	55.38	<b>11:23:58.418</b>
3 -	1:23.037	9.722	52.36	11:25:21.455
4 -	1:43.666	30.351	41.94	11:27:05.121
5 -	<b>1:40.171</b>	26.856	43.41	<b>11:28:45.292</b>
6 -	1:21.895	8.580	53.09	11:30:07.187
7 -	1:13.857	0.542	58.87	11:31:21.044
8 -	1:13.446 (2)	0.131	59.20	11:32:34.490
9 -	<b>1:13.315 (1)</b>		<b>59.31</b>	<b>11:33:47.805</b>
10 -	1:14.790	1.475	58.14	11:35:02.595
11 -	1:14.242	0.927	58.57	11:36:16.837
12 -	1:13.796 (3)	0.481	58.92	11:37:30.633

DIFF = Difference To Personal Best Lap

<b>P29 25 Stephen NEW</b>				
LAP	LAP TIME	DIFF	MPH	TIME OF DAY
1 -	1:25.762	13.190	50.70	11:22:35.136
2 -	<b>1:16.935</b>	4.363	56.52	<b>11:23:52.071</b>
3 -	1:19.723	7.151	54.54	11:25:11.794
4 -	1:40.786	28.214	43.14	11:26:52.580
5 -	<b>1:42.650</b>	30.078	42.36	<b>11:28:35.230</b>
6 -	1:20.457	7.885	54.04	11:29:55.687
7 -	<b>1:12.572 (1)</b>		<b>59.92</b>	<b>11:31:08.259</b>
8 -	1:14.329	1.757	58.50	11:32:22.588
9 -	1:13.922	1.350	58.82	11:33:36.510
10 -	1:13.298 (3)	0.726	59.32	11:34:49.808
11 -	1:29.428	16.856	48.62	11:36:19.236
12 -	1:12.939 (2)	0.367	59.61	11:37:32.175

<b>P30 38 Andrew DEAN</b>				
LAP	LAP TIME	DIFF	MPH	TIME OF DAY
1 -	1:29.916	16.044	48.36	11:22:39.290
2 -	<b>1:17.914</b>	4.042	55.81	<b>11:23:57.204</b>
3 -	1:23.004	9.132	52.39	11:25:20.208
4 -	1:43.327	29.455	42.08	11:27:03.535
5 -	<b>1:40.739</b>	26.867	43.16	<b>11:28:44.274</b>
6 -	1:20.132	6.260	54.26	11:30:04.406
7 -	1:14.650 (3)	0.778	58.25	11:31:19.056
8 -	<b>1:13.872 (1)</b>		<b>58.86</b>	<b>11:32:32.928</b>
9 -	1:14.064 (2)	0.192	58.71	11:33:46.992
10 -	1:14.656	0.784	58.24	11:35:01.648
11 -	1:19.492	5.620	54.70	11:36:21.140
12 -	1:15.400	1.528	57.67	11:37:36.540

<b>P31 50 Tim STORER (M)</b>				
LAP	LAP TIME	DIFF	MPH	TIME OF DAY
1 -	1:31.894	16.104	47.32	11:22:41.268
2 -	<b>1:18.347</b>	2.557	55.50	<b>11:23:59.615</b>
3 -	1:23.043	7.253	52.36	11:25:22.658
4 -	1:44.975	29.185	41.42	11:27:07.633
5 -	<b>1:38.808</b>	23.018	44.01	<b>11:28:46.441</b>
6 -	1:22.673	6.883	52.60	11:30:09.114
7 -	1:16.101 (2)	0.311	57.14	11:31:25.215
8 -	<b>1:15.790 (1)</b>		<b>57.37</b>	<b>11:32:41.005</b>
9 -	1:17.362	1.572	56.21	11:33:58.367
10 -	1:17.996	2.206	55.75	11:35:16.363
11 -	1:16.266 (3)	0.476	57.01	11:36:32.629

<b>P32 5 Nick LE DOYEN (M)</b>				
LAP	LAP TIME	DIFF	MPH	TIME OF DAY
1 -	1:26.211	14.254	50.44	11:22:35.585
2 -	<b>1:17.910</b>	5.953	55.81	<b>11:23:53.495</b>
3 -	1:19.013	7.056	55.03	11:25:12.508
4 -	1:40.871	28.914	43.11	11:26:53.379
5 -	<b>1:42.620</b>	30.663	42.37	<b>11:28:35.999</b>
6 -	1:20.310	8.353	54.14	11:29:56.309
7 -	1:11.987 (2)	0.030	60.40	11:31:08.296
8 -	<b>1:11.957 (1)</b>		<b>60.43</b>	<b>11:32:20.253</b>
9 -	1:46.204	34.247	40.94	11:34:06.457
10 -	1:13.137 (3)	1.180	59.45	11:35:19.594
11 -	1:13.792	1.835	58.93	11:36:33.386

<b>P33 66 David SCOLLER (M)</b>				
LAP	LAP TIME	DIFF	MPH	TIME OF DAY

Weather / Track : Cloudy / Wet

# BRSCC Mazda MX-5 Championship

## RACE 12 - GROUP A & B - LAP ANALYSIS

DIFF = Difference To Personal Best Lap

1 -	1:32.888	16.911	46.81	11:22:42.262
2 -	<b>1:20.792</b>	4.815	53.82	<b>11:24:03.054</b>
3 -	1:23.838	7.861	51.86	11:25:26.892
4 -	1:42.534	26.557	42.41	11:27:09.426
5 -	<b>1:39.625</b>	23.648	43.64	<b>11:28:49.051</b>
6 -	1:22.433	6.456	52.75	11:30:11.484
<b>7 -</b>	<b>1:15.977 (1)</b>		<b>57.23</b>	<b>11:31:27.461</b>
8 -	1:16.863 (3)	0.886	56.57	11:32:44.324
9 -	1:17.966	1.989	55.77	11:34:02.290
10 -	1:16.814 (2)	0.837	56.61	11:35:19.104
11 -	1:18.956	2.979	55.07	11:36:38.060

### P34 60 Oliver ATTARD

LAP	LAP TIME	DIFF	MPH	TIME OF DAY
1 -	1:23.931	11.727	51.81	11:22:33.305
2 -	<b>6:15.989</b>	5:03.785	11.56	<b>11:28:49.294</b>
3 -	1:22.397	10.193	52.77	11:30:11.691
4 -	1:13.695	1.491	59.00	11:31:25.386
5 -	1:14.669	2.465	58.23	11:32:40.055
<b>6 -</b>	<b>1:12.204 (1)</b>		<b>60.22</b>	<b>11:33:52.259</b>
7 -	1:12.817 (2)	0.613	59.71	11:35:05.076
8 -	1:12.984 (3)	0.780	59.58	11:36:18.060
9 -	1:13.083	0.879	59.50	11:37:31.143



# BRSCC Mazda MX-5 Championship

## RACE 12 - GROUP A & B - STATISTICS

**Competitors Started** 34  
**Planned Start** 2020-10-25 @ 11:30:00.000  
**Actual Start** 2020-10-25 @ 11:21:09.373  
**Finish Time** 2020-10-25 @ 11:36:30.531  
**Track Length** 1.2079mi.  
**Total Laps** 402  
**Total Distance Covered** 485.5941mi.

### Session Fastest Lap History

NO	CL	NAME	LAP TIME	TIME OF DAY	LAP	VEHICLE
83		Brian TROTT (M)	1:14.534	11:22:23.920	1	Mazda MX-5 Mk1
83		Brian TROTT (M)	1:07.684	11:23:31.604	2	Mazda MX-5 Mk1
72		Matt LUFF	1:07.682	11:30:52.001	7	Mazda MX-5 Mk1
72		Matt LUFF	1:07.667	11:31:59.671	8	Mazda MX-5 Mk1
72		Matt LUFF	1:07.028	11:34:14.381	10	Mazda MX-5 Mk1

### Session Leader History

NO	CL	NAME	FROM LAP	LAPS LED	DISTANCE	VEHICLE
83		Brian TROTT (M)	1	11	13.28 miles	Mazda MX-5 Mk1
72		Matt LUFF	12	1	1.20 miles	Mazda MX-5 Mk1

### Flag History

TYPE	TIME OF DAY
GREEN	11:21:09.373
SAFETY	11:23:37.980
GREEN	11:29:39.516
FINISH	11:36:30.531

### Flag Statistics

TYPE	COUNT	TOTAL LAPS	TOTAL TIME
Green	2	9	10:31.158
Red	0	0	0.000
Safety Car	1	3	6:01.535
FCY	0	0	0.000

Weather / Track : Cloudy / Wet

**BRSCC Mazda MX-5 Championship**  
**RACE 12 - GROUP A & B - STATISTICS**

**CLASS :**

**34 Starters**

**Fastest Lap History**

NO	NAME	LAP TIME	TIME OF DAY	LAP	VEHICLE
83	Brian TROTT (M)	<b>1:14.534</b>	11:22:23.920	1	Mazda MX-5 Mk1
83	Brian TROTT (M)	<b>1:07.684</b>	11:23:31.604	2	Mazda MX-5 Mk1
72	Matt LUFF	<b>1:07.682</b>	11:30:52.001	7	Mazda MX-5 Mk1
72	Matt LUFF	<b>1:07.667</b>	11:31:59.671	8	Mazda MX-5 Mk1
72	Matt LUFF	<b>1:07.028</b>	11:34:14.381	10	Mazda MX-5 Mk1

**Leader History**

NO	NAME	FROM LAP	LAPS LED	DISTANCE	VEHICLE
83	Brian TROTT (M)	1	11	13.28 miles	Mazda MX-5 Mk1
72	Matt LUFF	12	1	1.20 miles	Mazda MX-5 Mk1

# BRSCC Mazda MX-5 Championship

## RACE 18 - GROUP B & C - CLASSIFICATION - 2nd AMENDED

POS	NO	CL	PIC NAME	ENTRY	LAPS	TIME	GAP	DIFF	MPH	BEST	ON
1	72*		1 Matt LUFF	Mazda MX-5 Mk1	10	12:14.642			59.19	1:06.688	8
2	83		2 Brian TROTT (M)	Mazda MX-5 Mk1	10	12:17.773	3.131	3.131	58.94	1:07.043	6
3	158		3 Mike COMBER	Mazda MX-5 Mk1	10	12:23.224	8.582	5.451	58.50	1:07.630	8
4	263		4 Fraser FENWICK	Mazda MX-5 Mk1	10	12:27.677	13.035	4.453	58.16	1:08.166	6
5	29		5 Adam CRAIG	Mazda MX-5 Mk1	10	12:28.071	13.429	0.394	58.13	1:07.776	8
6	27		6 Luke PULLEN	Mazda MX-5 Mk1	10	12:28.349	13.707	0.278	58.10	1:07.372	8
7	97		7 Kian DONALDSON	Mazda MX-5 Mk1	10	12:39.859	25.217	11.510	57.22	1:09.015	6
8	145		8 Zak OATES	Mazda MX-5 Mk1	10	12:42.085	27.443	2.226	57.06	1:09.334	6
9	144		9 Bill TAYLOR	Mazda MX-5 Mk1	10	12:45.990	31.348	3.905	56.77	1:09.963	7
10	82		10 Michael KNIBBS	Mazda MX-5 Mk1	10	12:46.666	32.024	0.676	56.72	1:09.065	5
11	44		11 George KING	Mazda MX-5 Mk1	10	12:48.407	33.765	1.741	56.59	1:09.942	5
12	45		12 Graham RUMSEY (M)	Mazda MX-5 Mk1	10	12:55.879	41.237	7.472	56.04	1:11.281	6
13	2		13 Jake STYLES	Mazda MX-5 Mk1	10	13:04.222	49.580	8.343	55.45	1:11.195	5
14	70		14 Michael PEARCE (M)	Mazda MX-5 Mk1	10	13:09.665	55.023	5.443	55.06	1:12.359	4
15	73		15 Beau PARRY	Mazda MX-5 Mk1	10	13:14.025	59.383	4.360	54.76	1:13.114	6
16	87	INV	1 Oli WALDEN	Mazda MX-5 Mk1	10	13:14.499	59.857	0.474	54.73	1:11.199	4
17	31		16 Bryn GRIFFITHS (M)	Mazda MX-5 Mk1	10	13:15.213	1:00.571	0.714	54.68	1:11.605	7
18	20		17 Christopher GINN (M)	Mazda MX-5 Mk1	10	13:15.731	1:01.089	0.518	54.64	1:11.431	7
19	42		18 Toby OWEN	Mazda MX-5 Mk1	10	13:17.962	1:03.320	2.231	54.49	1:12.455	7
20	25		19 Stephen NEW	Mazda MX-5 Mk1	10	13:18.278	1:03.636	0.316	54.47	1:11.999	7
21	450		20 Jake TAPLIN	Mazda MX-5 Mk1	10	13:19.160	1:04.518	0.882	54.41	1:11.848	8
22	30		21 Marco ATTARD (M)	Mazda MX-5 Mk1	10	13:21.418	1:06.776	2.258	54.26	1:12.147	8
23	60		22 Oliver ATTARD	Mazda MX-5 Mk1	9	12:14.595	1 Lap	1 Lap	53.27	1:11.879	9
24	38		23 Andrew DEAN	Mazda MX-5 Mk1	9	12:29.038	1 Lap	14.443	52.25	1:13.161	6
25	63		24 Oliver ALLWOOD	Mazda MX-5 Mk1	9	13:13.175	1 Lap	44.137	49.34	1:12.494	6

### NOT CLASSIFIED

DNF	24		Oliver GRAHAM	Mazda MX-5 Mk1	8	10:06.470	2 Laps	1 Lap	57.36	1:08.212	6
DNF	122		Paul KING (M)	Mazda MX-5 Mk1	7	9:42.664	3 Laps	1 Lap	52.24	1:10.325	5
DNF	50		Tim STORER (M)	Mazda MX-5 Mk1	7	9:52.946	3 Laps	10.282	51.33	1:14.551	6
DNF	61		Jack WARRY	Mazda MX-5 Mk1	7	10:29.519	3 Laps	36.573	48.35	1:10.251	5
DNF	88		Stuart SYMONDS	Mazda MX-5 Mk1	5	8:35.443	5 Laps	2 Laps	42.18	1:08.768	4
DNF	230		Thomas HOLLAND	Mazda MX-5 Mk1	3	5:10.699	7 Laps	2 Laps	41.98	1:14.736	3
DNF	195		Ben OHARE	Mazda MX-5 Mk1	1	9:05.826	9 Laps	2 Laps	7.96		
DNF	3		Richard WOOTTEN	Mazda MX-5 Mk1	0						
DNF	550		Thomas MALLETT	Mazda MX-5 Mk1	0						

### FASTEST LAP

72			Matt LUFF	Mazda MX-5 Mk1	8	1:06.688		65.20 mph		104.94 kph	
87	INV		Oli WALDEN	Mazda MX-5 Mk1	4	1:11.199		61.07 mph		98.29 kph	

Car 72 - Reinstated in the results of the race following appeal

Brands Hatch Indy

Circuit Length = 1.2079 miles

Start: 14:14 Flag 14:27 End: 14:28

Weather / Track : Drizzle / Dry

These results are provisional until the conclusion of any judicial and technical matters.

Clerk Of Course :	Steward :	Timekeeper :

# BRSCC Mazda MX-5 Championship

## RACE 18 - GROUP B & C - LAP CHART

LAP 1 @ 14:16:02.803			LAP 2 @ 14:17:45.206			LAP 3 @ 14:19:08.522			LAP 4 @ 14:20:17.715			LAP 5 @ 14:21:24.588		
NO	BEHIND	LAP TIME	NO	BEHIND	LAP TIME	NO	BEHIND	LAP TIME	NO	BEHIND	LAP TIME	NO	BEHIND	LAP TIME
158		1:16.668	158		1:42.403	158		1:23.316	83		1:09.015	72		1:06.694
83	0.595	1:17.263	83	0.898	1:42.706	83	0.178	1:22.596	72	0.179	1:07.673	83	0.872	1:07.745
24	1.463	1:18.131	24	1.515	1:42.455	24	0.584	1:22.385	158	1.156	1:10.349	158	2.131	1:07.848
72	1.906	1:18.574	72	2.502	1:42.999	72	1.699	1:22.513	24	1.343	1:09.952	24	2.916	1:08.446
263	3.510	1:20.178	263	3.314	1:42.207	263	3.013	1:23.015	263	2.248	1:08.428	263	3.704	1:08.329
29	3.911	1:20.579	29	3.914	1:42.406	29	3.509	1:22.911	29	2.983	1:08.667	29	4.432	1:08.322
88	4.526	1:21.194	88	4.764	1:42.641	88	4.240	1:22.792	88	3.815	1:08.768	27	4.891	1:07.735
27	5.378	1:22.046	27	5.630	1:42.655	27	4.980	1:22.666	27	4.029	1:08.242	97	10.238	1:09.287
144	5.954	1:22.622	144	6.112	1:42.561	144	6.388	1:23.592	97	7.824	1:09.640	145	12.013	1:09.546
97	6.652	1:23.320	97	6.671	1:42.422	97	7.377	1:24.022	144	8.467	1:11.272	144	12.216	1:10.622
145	8.119	1:24.787	145	7.788	1:42.072	145	9.050	1:24.578	145	9.340	1:09.483	44	16.827	1:09.942
45	8.910	1:25.578	45	8.783	1:42.276	45	10.755	1:25.288	44	13.758	1:11.406	45	18.729	1:11.491
44	10.435	1:27.103	44	9.672	1:41.640	44	11.545	1:25.189	45	14.111	1:12.549	82	19.754	1:09.065
2	11.303	1:27.971	2	10.881	1:41.981	2	13.528	1:25.963	2	16.601	1:12.266	2	20.923	1:11.195
73	12.490	1:29.158	73	11.775	1:41.688	73	15.067	1:26.608	82	17.562	1:10.087	73	25.961	1:13.526
70	13.572	1:30.240	70	12.840	1:41.671	70	16.469	1:26.945	73	19.308	1:13.434	70	26.168	1:13.406
82	14.741	1:31.409	82	13.416	1:41.078	82	16.668	1:26.568	70	19.635	1:12.359	87	26.513	1:12.981
87	16.193	1:32.861	87	15.112	1:41.322	87	18.399	1:26.603	87	20.405	1:11.199	31	30.776	1:12.100
42	17.079	1:33.747	42	16.886	1:42.210	42	21.851	1:28.281	31	25.549	1:12.668	42	33.254	1:13.393
31	18.079	1:34.747	31	19.559	1:43.883	31	22.074	1:25.831	42	26.734	1:14.076	20	33.572	1:12.228
63	18.653	1:35.321	63	20.381	1:44.131	63	23.208	1:26.143	20	28.217	1:13.019	60	34.142	1:12.594
20	19.917	1:36.585	20	21.368	1:43.854	20	24.391	1:26.339	60	28.421	1:12.793	25	36.193	1:12.505
60	20.622	1:37.290	60	22.107	1:43.888	60	24.821	1:26.030	25	30.561	1:13.005	450	37.449	1:12.847
25	21.733	1:38.401	25	22.661	1:43.331	25	26.749	1:27.404	450	31.475	1:13.217	30	38.399	1:13.108
450	22.439	1:39.107	450	23.820	1:43.784	450	27.451	1:26.947	30	32.164	1:13.242	122	40.479	1:10.325
30	23.030	1:39.698	30	25.007	1:44.380	30	28.115	1:26.424	50	36.829	1:14.665	61	40.621	1:10.251
50	24.675	1:41.343	50	28.097	1:45.825	50	31.357	1:26.576	122	37.027	1:11.701	50	45.169	1:15.213
38	25.453	1:42.121	38	28.963	1:45.913	38	31.876	1:26.229	61	37.243	1:14.296	38	47.699	1:14.423
61	28.219	1:44.887	61	29.933	1:44.117	61	32.140	1:25.523	38	40.149	1:17.466			
122	50.995	2:07.663	122	33.837	1:25.245	122	34.519	1:23.998	63	1:02.506	1:48.491 P			
230	1:19.914	2:36.582 P	230	56.892	1:19.381	230	48.312	1:14.736						

Weather / Track : Drizzle / Dry

Brands Hatch Indy  
 Circuit Length = 1.2079 miles  
 Start: 14:14 Flag 14:27 End: 14:28

# BRSCC Mazda MX-5 Championship

## RACE 18 - GROUP B & C - LAP CHART

LAP 6 @ 14:22:31.992			LAP 7 @ 14:23:39.111			LAP 8 @ 14:24:45.799			LAP 9 @ 14:25:53.076			LAP 10 @ 14:27:00.777		
NO	BEHIND	LAP TIME	NO	BEHIND	LAP TIME	NO	BEHIND	LAP TIME	NO	BEHIND	LAP TIME	NO	BEHIND	LAP TIME
72		1:07.404	72		1:07.119	72		1:06.688	72		1:07.277	72		1:07.701
83	0.511	1:07.043	83	1.157	1:07.765	83	1.836	1:07.367	83	2.601	1:08.042	83	3.131	1:08.231
158	2.423	1:07.696	158	3.644	1:08.340	158	4.586	1:07.630	38	1 Lap	1:18.619	158	8.582	1:10.650
24	3.724	1:08.212	24	4.839	1:08.234	24	6.806	1:08.655	158	5.633	1:08.324	263	13.035	1:11.336
263	4.466	1:08.166	263	6.011	1:08.664	263	7.938	1:08.615	263	9.400	1:08.739	29	13.429	1:10.109
29	6.303	1:09.275	29	8.427	1:09.243	29	9.515	1:07.776	29	11.021	1:08.783	27	13.707	1:10.221
27	6.598	1:09.111	27	9.491	1:10.012	27	10.175	1:07.372	27	11.187	1:08.289	38	1 Lap	1:17.267
63	1 Lap	1:19.915	195	6 Laps	9:05.826 P	97	18.305	1:10.803	97	21.668	1:10.640	97	25.217	1:11.250
97	11.849	1:09.015	63	1 Lap	1:12.494	63	1 Lap	1:12.643	145	24.664	1:11.639	145	27.443	1:10.480
145	13.943	1:09.334	97	14.190	1:09.460	145	20.302	1:10.296	144	26.869	1:12.707	144	31.348	1:12.180
144	15.202	1:10.390	145	16.694	1:09.870	144	21.439	1:10.081	63	1 Lap	1:15.333	82	32.024	1:09.870
44	19.863	1:10.440	144	18.046	1:09.963	44	27.036	1:10.351	82	29.855	1:09.781	44	33.765	1:10.524
82	21.893	1:09.543	44	23.373	1:10.629	82	27.351	1:10.100	44	30.942	1:11.183	45	41.237	1:12.512
45	22.606	1:11.281	82	23.939	1:09.165	61	1 Lap	1:58.975 P	45	36.426	1:11.881	2	49.580	1:12.710
2	27.437	1:13.918	45	26.792	1:11.305	45	31.822	1:11.718	2	44.571	1:12.738	70	55.023	1:13.176
73	31.671	1:13.114	2	33.157	1:12.839	2	39.110	1:12.641	70	49.548	1:12.487	63	1 Lap	1:38.704
87	31.897	1:12.788	70	38.088	1:13.104	70	44.338	1:12.938	73	51.887	1:14.097	73	59.383	1:15.197
70	32.103	1:13.339	73	38.556	1:14.004	73	45.067	1:13.199	87	52.379	1:14.367	87	59.857	1:15.179
31	35.323	1:11.951	87	38.998	1:14.220	87	45.289	1:12.979	31	53.219	1:14.058	31	1:00.571	1:15.053
42	38.402	1:12.552	31	39.809	1:11.605	31	46.438	1:13.317	20	53.913	1:12.931	20	1:01.089	1:14.877
60	38.758	1:12.020	20	43.338	1:11.431	20	48.259	1:11.609	42	56.635	1:13.253	42	1:03.320	1:14.386
20	39.026	1:12.858	42	43.738	1:12.455	42	50.659	1:13.609	25	58.031	1:13.925	25	1:03.636	1:13.306
25	40.849	1:12.060	25	45.729	1:11.999	25	51.383	1:12.342	450	58.828	1:13.211	450	1:04.518	1:13.391
450	42.575	1:12.530	450	47.734	1:12.278	450	52.894	1:11.848	30	1:01.964	1:12.615	30	1:06.776	1:12.513
122	44.159	1:11.084	122	49.688	1:12.648	30	56.626	1:12.147	60	1:07.654	1:11.879			
61	44.687	1:11.470	30	51.167	1:13.366	60	1:03.052	1:12.336						
30	44.920	1:13.925	60	57.404	1:25.765									
88	1 Lap	3:00.048 P	50	59.970	1:14.773									
50	52.316	1:14.551	38	1:00.176	1:13.839									
38	53.456	1:13.161												

Weather / Track : Drizzle / Dry

# BRSCC Mazda MX-5 Championship

## RACE 18 - GROUP B & C - LAP ANALYSIS

DIFF = Difference To Personal Best Lap

P1 72 Matt LUFF				
LAP	LAP TIME	DIFF	MPH	TIME OF DAY
1 -	1:18.574	11.886	55.34	14:16:04.709
2 -	1:42.999	36.311	42.21	14:17:47.708
3 -	1:22.513	15.825	52.70	14:19:10.221
4 -	1:07.673	0.985	64.25	14:20:17.894
5 -	1:06.694 (2)	0.006	65.20	14:21:24.588
6 -	1:07.404	0.716	64.51	14:22:31.992
7 -	1:07.119 (3)	0.431	64.78	14:23:39.111
8 -	1:06.688 (1)		65.20	14:24:45.799
9 -	1:07.277	0.589	64.63	14:25:53.076
10 -	1:07.701	1.013	64.23	14:27:00.777

P2 83 Brian TROTT (M)				
LAP	LAP TIME	DIFF	MPH	TIME OF DAY
1 -	1:17.263	10.220	56.28	14:16:03.398
2 -	1:42.706	35.663	42.34	14:17:46.104
3 -	1:22.596	15.553	52.64	14:19:08.700
4 -	1:09.015	1.972	63.00	14:20:17.715
5 -	1:07.745 (3)	0.702	64.19	14:21:25.460
6 -	1:07.043 (1)		64.86	14:22:32.503
7 -	1:07.765	0.722	64.17	14:23:40.268
8 -	1:07.367 (2)	0.324	64.55	14:24:47.635
9 -	1:08.042	0.999	63.91	14:25:55.677
10 -	1:08.231	1.188	63.73	14:27:03.908

P3 158 Mike COMBER				
LAP	LAP TIME	DIFF	MPH	TIME OF DAY
1 -	1:16.668	9.038	56.71	14:16:02.803
2 -	1:42.403	34.773	42.46	14:17:45.206
3 -	1:23.316	15.686	52.19	14:19:08.522
4 -	1:10.349	2.719	61.81	14:20:18.871
5 -	1:07.848 (3)	0.218	64.09	14:21:26.719
6 -	1:07.696 (2)	0.066	64.23	14:22:34.415
7 -	1:08.340	0.710	63.63	14:23:42.755
8 -	1:07.630 (1)		64.29	14:24:50.385
9 -	1:08.324	0.694	63.64	14:25:58.709
10 -	1:10.650	3.020	61.55	14:27:09.359

P4 263 Fraser FENWICK				
LAP	LAP TIME	DIFF	MPH	TIME OF DAY
1 -	1:20.178	12.012	54.23	14:16:06.313
2 -	1:42.207	34.041	42.54	14:17:48.520
3 -	1:23.015	14.849	52.38	14:19:11.535
4 -	1:08.428 (3)	0.262	63.55	14:20:19.963
5 -	1:08.329 (2)	0.163	63.64	14:21:28.292
6 -	1:08.166 (1)		63.79	14:22:36.458
7 -	1:08.664	0.498	63.33	14:23:45.122
8 -	1:08.615	0.449	63.37	14:24:53.737
9 -	1:08.739	0.573	63.26	14:26:02.476
10 -	1:11.336	3.170	60.95	14:27:13.812

P5 29 Adam CRAIG				
LAP	LAP TIME	DIFF	MPH	TIME OF DAY
1 -	1:20.579	12.803	53.96	14:16:06.714
2 -	1:42.406	34.630	42.46	14:17:49.120
3 -	1:22.911	15.135	52.44	14:19:12.031
4 -	1:08.667 (3)	0.891	63.32	14:20:20.698
5 -	1:08.322 (2)	0.546	63.64	14:21:29.020
6 -	1:09.275	1.499	62.77	14:22:38.295

DIFF = Difference To Personal Best Lap

7 -	1:09.243	1.467	62.80	14:23:47.538
8 -	1:07.776 (1)		64.16	14:24:55.314
9 -	1:08.783	1.007	63.22	14:26:04.097
10 -	1:10.109	2.333	62.02	14:27:14.206

P6 27 Luke PULLEN				
LAP	LAP TIME	DIFF	MPH	TIME OF DAY
1 -	1:22.046	14.674	53.00	14:16:08.181
2 -	1:42.655	35.283	42.36	14:17:50.836
3 -	1:22.666	15.294	52.60	14:19:13.502
4 -	1:08.242 (3)	0.870	63.72	14:20:21.744
5 -	1:07.735 (2)	0.363	64.20	14:21:29.479
6 -	1:09.111	1.739	62.92	14:22:38.590
7 -	1:10.012	2.640	62.11	14:23:48.602
8 -	1:07.372 (1)		64.54	14:24:55.974
9 -	1:08.289	0.917	63.67	14:26:04.263
10 -	1:10.221	2.849	61.92	14:27:14.484

P7 97 Kian DONALDSON				
LAP	LAP TIME	DIFF	MPH	TIME OF DAY
1 -	1:23.320	14.305	52.19	14:16:09.455
2 -	1:42.422	33.407	42.45	14:17:51.877
3 -	1:24.022	15.007	51.75	14:19:15.899
4 -	1:09.640	0.625	62.44	14:20:25.539
5 -	1:09.287 (2)	0.272	62.76	14:21:34.826
6 -	1:09.015 (1)		63.00	14:22:43.841
7 -	1:09.460 (3)	0.445	62.60	14:23:53.301
8 -	1:10.803	1.788	61.41	14:25:04.104
9 -	1:10.640	1.625	61.56	14:26:14.744
10 -	1:11.250	2.235	61.03	14:27:25.994

P8 145 Zak OATES				
LAP	LAP TIME	DIFF	MPH	TIME OF DAY
1 -	1:24.787	15.453	51.28	14:16:10.922
2 -	1:42.072	32.738	42.60	14:17:52.994
3 -	1:24.578	15.244	51.41	14:19:17.572
4 -	1:09.483 (2)	0.149	62.58	14:20:27.055
5 -	1:09.546 (3)	0.212	62.52	14:21:36.601
6 -	1:09.334 (1)		62.71	14:22:45.935
7 -	1:09.870	0.536	62.23	14:23:55.805
8 -	1:10.296	0.962	61.86	14:25:06.101
9 -	1:11.639	2.305	60.70	14:26:17.740
10 -	1:10.480	1.146	61.69	14:27:28.220

P9 144 Bill TAYLOR				
LAP	LAP TIME	DIFF	MPH	TIME OF DAY
1 -	1:22.622	12.659	52.63	14:16:08.757
2 -	1:42.561	32.598	42.40	14:17:51.318
3 -	1:23.592	13.629	52.02	14:19:14.910
4 -	1:11.272	1.309	61.01	14:20:26.182
5 -	1:10.622	0.659	61.57	14:21:36.804
6 -	1:10.390 (3)	0.427	61.77	14:22:47.194
7 -	1:09.963 (1)		62.15	14:23:57.157
8 -	1:10.081 (2)	0.118	62.05	14:25:07.238
9 -	1:12.707	2.744	59.80	14:26:19.945
10 -	1:12.180	2.217	60.24	14:27:32.125

P10 82 Michael KNIBBS				
LAP	LAP TIME	DIFF	MPH	TIME OF DAY
1 -	1:31.409	22.344	47.57	14:16:17.544

Weather / Track : Drizzle / Dry

Brands Hatch Indy  
Circuit Length = 1.2079 miles  
Start: 14:14 Flag 14:27 End: 14:28

# BRSCC Mazda MX-5 Championship

## RACE 18 - GROUP B & C - LAP ANALYSIS

DIFF = Difference To Personal Best Lap

2 -	1:41.078	32.013	43.02	14:17:58.622
3 -	1:26.568	17.503	50.23	14:19:25.190
4 -	1:10.087	1.022	62.04	14:20:35.277
5 -	1:09.065 (1)		62.96	14:21:44.342
6 -	1:09.543 (3)	0.478	62.53	14:22:53.885
7 -	1:09.165 (2)	0.100	62.87	14:24:03.050
8 -	1:10.100	1.035	62.03	14:25:13.150
9 -	1:09.781	0.716	62.31	14:26:22.931
10 -	1:09.870	0.805	62.23	14:27:32.801

### P11 44 George KING

LAP	LAP TIME	DIFF	MPH	TIME OF DAY
1 -	1:27.103	17.161	49.92	14:16:13.238
2 -	1:41.640	31.698	42.78	14:17:54.878
3 -	1:25.189	15.247	51.04	14:19:20.067
4 -	1:11.406	1.464	60.89	14:20:31.473
5 -	1:09.942 (1)		62.17	14:21:41.415
6 -	1:10.440 (3)	0.498	61.73	14:22:51.855
7 -	1:10.629	0.687	61.56	14:24:02.484
8 -	1:10.351 (2)	0.409	61.81	14:25:12.835
9 -	1:11.183	1.241	61.09	14:26:24.018
10 -	1:10.524	0.582	61.66	14:27:34.542

### P12 45 Graham RUMSEY (M)

LAP	LAP TIME	DIFF	MPH	TIME OF DAY
1 -	1:25.578	14.297	50.81	14:16:11.713
2 -	1:42.276	30.995	42.51	14:17:53.989
3 -	1:25.288	14.007	50.98	14:19:19.277
4 -	1:12.549	1.268	59.94	14:20:31.826
5 -	1:11.491 (3)	0.210	60.82	14:21:43.317
6 -	1:11.281 (1)		61.00	14:22:54.598
7 -	1:11.305 (2)	0.024	60.98	14:24:05.903
8 -	1:11.718	0.437	60.63	14:25:17.621
9 -	1:11.881	0.600	60.49	14:26:29.502
10 -	1:12.512	1.231	59.97	14:27:42.014

### P13 2 Jake STYLES

LAP	LAP TIME	DIFF	MPH	TIME OF DAY
1 -	1:27.971	16.776	49.43	14:16:14.106
2 -	1:41.981	30.786	42.64	14:17:56.087
3 -	1:25.963	14.768	50.58	14:19:22.050
4 -	1:12.266 (2)	1.071	60.17	14:20:34.316
5 -	1:11.195 (1)		61.08	14:21:45.511
6 -	1:13.918	2.723	58.83	14:22:59.429
7 -	1:12.839	1.644	59.70	14:24:12.268
8 -	1:12.641 (3)	1.446	59.86	14:25:24.909
9 -	1:12.738	1.543	59.78	14:26:37.647
10 -	1:12.710	1.515	59.80	14:27:50.357

### P14 70 Michael PEARCE (M)

LAP	LAP TIME	DIFF	MPH	TIME OF DAY
1 -	1:30.240	17.881	48.18	14:16:16.375
2 -	1:41.671	29.312	42.77	14:17:58.046
3 -	1:26.945	14.586	50.01	14:19:24.991
4 -	1:12.359 (1)		60.09	14:20:37.350
5 -	1:13.406	1.047	59.24	14:21:50.756
6 -	1:13.339	0.980	59.29	14:23:04.095
7 -	1:13.104	0.745	59.48	14:24:17.199
8 -	1:12.938 (3)	0.579	59.62	14:25:30.137
9 -	1:12.487 (2)	0.128	59.99	14:26:42.624
10 -	1:13.176	0.817	59.42	14:27:55.800

DIFF = Difference To Personal Best Lap

P15 73 Beau PARRY				
LAP	LAP TIME	DIFF	MPH	TIME OF DAY
1 -	1:29.158	16.044	48.77	14:16:15.293
2 -	1:41.688	28.574	42.76	14:17:56.981
3 -	1:26.608	13.494	50.21	14:19:23.589
4 -	1:13.434 (3)	0.320	59.21	14:20:37.023
5 -	1:13.526	0.412	59.14	14:21:50.549
6 -	1:13.114 (1)		59.47	14:23:03.663
7 -	1:14.004	0.890	58.76	14:24:17.667
8 -	1:13.199 (2)	0.085	59.40	14:25:30.866
9 -	1:14.097	0.983	58.68	14:26:44.963
10 -	1:15.197	2.083	57.82	14:28:00.160

### P16 87 Oli WALDEN

LAP	LAP TIME	DIFF	MPH	TIME OF DAY
1 -	1:32.861	21.662	46.82	14:16:18.996
2 -	1:41.322	30.123	42.91	14:18:00.318
3 -	1:26.603	15.404	50.21	14:19:26.921
4 -	1:11.199 (1)		61.07	14:20:38.120
5 -	1:12.981	1.782	59.58	14:21:51.101
6 -	1:12.788 (2)	1.589	59.74	14:23:03.889
7 -	1:14.220	3.021	58.59	14:24:18.109
8 -	1:12.979 (3)	1.780	59.58	14:25:31.088
9 -	1:14.367	3.168	58.47	14:26:45.455
10 -	1:15.179	3.980	57.84	14:28:00.634

### P17 31 Bryn GRIFFITHS (M)

LAP	LAP TIME	DIFF	MPH	TIME OF DAY
1 -	1:34.747	23.142	45.89	14:16:20.882
2 -	1:43.883	32.278	41.86	14:18:04.765
3 -	1:25.831	14.226	50.66	14:19:30.596
4 -	1:12.668	1.063	59.84	14:20:43.264
5 -	1:12.100 (3)	0.495	60.31	14:21:55.364
6 -	1:11.951 (2)	0.346	60.43	14:23:07.315
7 -	1:11.605 (1)		60.73	14:24:18.920
8 -	1:13.317	1.712	59.31	14:25:32.237
9 -	1:14.058	2.453	58.71	14:26:46.295
10 -	1:15.053	3.448	57.94	14:28:01.348

### P18 20 Christopher GINN (M)

LAP	LAP TIME	DIFF	MPH	TIME OF DAY
1 -	1:36.585	25.154	45.02	14:16:22.720
2 -	1:43.854	32.423	41.87	14:18:06.574
3 -	1:26.339	14.908	50.36	14:19:32.913
4 -	1:13.019	1.588	59.55	14:20:45.932
5 -	1:12.228 (3)	0.797	60.20	14:21:58.160
6 -	1:12.858	1.427	59.68	14:23:11.018
7 -	1:11.431 (1)		60.87	14:24:22.449
8 -	1:11.609 (2)	0.178	60.72	14:25:34.058
9 -	1:12.931	1.500	59.62	14:26:46.989
10 -	1:14.877	3.446	58.07	14:28:01.866

### P19 42 Toby OWEN

LAP	LAP TIME	DIFF	MPH	TIME OF DAY
1 -	1:33.747	21.292	46.38	14:16:19.882
2 -	1:42.210	29.755	42.54	14:18:02.092
3 -	1:28.281	15.826	49.25	14:19:30.373
4 -	1:14.076	1.621	58.70	14:20:44.449
5 -	1:13.393	0.938	59.25	14:21:57.842

Weather / Track : Drizzle / Dry

Brands Hatch Indy  
Circuit Length = 1.2079 miles  
Start: 14:14 Flag 14:27 End: 14:28

# BRSCC Mazda MX-5 Championship

## RACE 18 - GROUP B & C - LAP ANALYSIS

DIFF = Difference To Personal Best Lap

6 -	1:12.552 (2)	0.097	59.93	14:23:10.394
7 -	<b>1:12.455 (1)</b>		<b>60.01</b>	<b>14:24:22.849</b>
8 -	1:13.609	1.154	59.07	14:25:36.458
9 -	1:13.253 (3)	0.798	59.36	14:26:49.711
10 -	1:14.386	1.931	58.45	14:28:04.097

### P20 25 Stephen NEW

LAP	LAP TIME	DIFF	MPH	TIME OF DAY
1 -	<b>1:38.401</b>	26.402	44.19	<b>14:16:24.536</b>
2 -	<b>1:43.331</b>	31.332	42.08	<b>14:18:07.867</b>
3 -	1:27.404	15.405	49.75	14:19:35.271
4 -	1:13.005	1.006	59.56	14:20:48.276
5 -	1:12.505	0.506	59.97	14:22:00.781
6 -	1:12.060 (2)	0.061	60.34	14:23:12.841
7 -	<b>1:11.999 (1)</b>		<b>60.39</b>	<b>14:24:24.840</b>
8 -	1:12.342 (3)	0.343	60.11	14:25:37.182
9 -	1:13.925	1.926	58.82	14:26:51.107
10 -	1:13.306	1.307	59.32	14:28:04.413

### P21 450 Jake TAPLIN

LAP	LAP TIME	DIFF	MPH	TIME OF DAY
1 -	<b>1:39.107</b>	27.259	43.87	<b>14:16:25.242</b>
2 -	<b>1:43.784</b>	31.936	41.90	<b>14:18:09.026</b>
3 -	1:26.947	15.099	50.01	14:19:35.973
4 -	1:13.217	1.369	59.39	14:20:49.190
5 -	1:12.847	0.999	59.69	14:22:02.037
6 -	1:12.530 (3)	0.682	59.95	14:23:14.567
7 -	1:12.278 (2)	0.430	60.16	14:24:26.845
8 -	<b>1:11.848 (1)</b>		<b>60.52</b>	<b>14:25:38.693</b>
9 -	1:13.211	1.363	59.39	14:26:51.904
10 -	1:13.391	1.543	59.25	14:28:05.295

### P22 30 Marco ATTARD (M)

LAP	LAP TIME	DIFF	MPH	TIME OF DAY
1 -	<b>1:39.698</b>	27.551	43.61	<b>14:16:25.833</b>
2 -	<b>1:44.380</b>	32.233	41.66	<b>14:18:10.213</b>
3 -	1:26.424	14.277	50.31	14:19:36.637
4 -	1:13.242	1.095	59.37	14:20:49.879
5 -	1:13.108	0.961	59.48	14:22:02.987
6 -	1:13.925	1.778	58.82	14:23:16.912
7 -	1:13.366	1.219	59.27	14:24:30.278
8 -	<b>1:12.147 (1)</b>		<b>60.27</b>	<b>14:25:42.425</b>
9 -	1:12.615 (3)	0.468	59.88	14:26:55.040
10 -	1:12.513 (2)	0.366	59.96	14:28:07.553

### P23 60 Oliver ATTARD

LAP	LAP TIME	DIFF	MPH	TIME OF DAY
1 -	<b>1:37.290</b>	25.411	44.69	<b>14:16:23.425</b>
2 -	<b>1:43.888</b>	32.009	41.85	<b>14:18:07.313</b>
3 -	1:26.030	14.151	50.54	14:19:33.343
4 -	1:12.793	0.914	59.73	14:20:46.136
5 -	1:12.594	0.715	59.90	14:21:58.730
6 -	1:12.020 (2)	0.141	60.38	14:23:10.750
7 -	1:25.765	13.886	50.70	14:24:36.515
8 -	1:12.336 (3)	0.457	60.11	14:25:48.851
9 -	<b>1:11.879 (1)</b>		<b>60.49</b>	<b>14:27:00.730</b>

### P24 38 Andrew DEAN

LAP	LAP TIME	DIFF	MPH	TIME OF DAY
1 -	<b>1:42.121</b>	28.960	42.58	<b>14:16:28.256</b>

DIFF = Difference To Personal Best Lap

2 -	<b>1:45.913</b>	32.752	41.05	<b>14:18:14.169</b>
3 -	1:26.229	13.068	50.43	14:19:40.398
4 -	1:17.466	4.305	56.13	14:20:57.864
5 -	1:14.423 (3)	1.262	58.43	14:22:12.287
6 -	<b>1:13.161 (1)</b>		<b>59.43</b>	<b>14:23:25.448</b>
7 -	1:13.839 (2)	0.678	58.89	14:24:39.287
8 -	1:18.619	5.458	55.31	14:25:57.906
9 -	1:17.267	4.106	56.28	14:27:15.173

### P25 63 Oliver ALLWOOD

LAP	LAP TIME	DIFF	MPH	TIME OF DAY
1 -	<b>1:35.321</b>	22.827	45.62	<b>14:16:21.456</b>
2 -	<b>1:44.131</b>	31.637	41.76	<b>14:18:05.587</b>
3 -	1:26.143	13.649	50.48	14:19:31.730
4 -	1:48.491 P	35.997	40.08	14:21:20.221
5 -	1:19.915	7.421	54.41	14:22:40.136
6 -	<b>1:12.494 (1)</b>		<b>59.98</b>	<b>14:23:52.630</b>
7 -	1:12.643 (2)	0.149	59.86	14:25:05.273
8 -	1:15.333 (3)	2.839	57.72	14:26:20.606
9 -	1:38.704	26.210	44.05	14:27:59.310

### P26 24 Oliver GRAHAM

LAP	LAP TIME	DIFF	MPH	TIME OF DAY
1 -	<b>1:18.131</b>	9.919	55.65	<b>14:16:04.266</b>
2 -	<b>1:42.455</b>	34.243	42.44	<b>14:17:46.721</b>
3 -	1:22.385	14.173	52.78	14:19:09.106
4 -	1:09.952	1.740	62.16	14:20:19.058
5 -	1:08.446 (3)	0.234	63.53	14:21:27.504
6 -	<b>1:08.212 (1)</b>		<b>63.75</b>	<b>14:22:35.716</b>
7 -	1:08.234 (2)	0.022	63.73	14:23:43.950
8 -	1:08.655	0.443	63.33	14:24:52.605

### P27 122 Paul KING (M)

LAP	LAP TIME	DIFF	MPH	TIME OF DAY
1 -	<b>2:07.663</b>	57.338	34.06	<b>14:16:53.798</b>
2 -	<b>1:25.245</b>	14.920	51.01	<b>14:18:19.043</b>
3 -	1:23.998	13.673	51.77	14:19:43.041
4 -	1:11.701 (3)	1.376	60.64	14:20:54.742
5 -	<b>1:10.325 (1)</b>		<b>61.83</b>	<b>14:22:05.067</b>
6 -	1:11.084 (2)	0.759	61.17	14:23:16.151
7 -	1:12.648	2.323	59.85	14:24:28.799

### P28 50 Tim STORER (M)

LAP	LAP TIME	DIFF	MPH	TIME OF DAY
1 -	<b>1:41.343</b>	26.792	42.90	<b>14:16:27.478</b>
2 -	<b>1:45.825</b>	31.274	41.09	<b>14:18:13.303</b>
3 -	1:26.576	12.025	50.22	14:19:39.879
4 -	1:14.665 (2)	0.114	58.24	14:20:54.544
5 -	1:15.213	0.662	57.81	14:22:09.757
6 -	<b>1:14.551 (1)</b>		<b>58.33</b>	<b>14:23:24.308</b>
7 -	1:14.773 (3)	0.222	58.15	14:24:39.081

### P29 61 Jack WARRY

LAP	LAP TIME	DIFF	MPH	TIME OF DAY
1 -	<b>1:44.887</b>	34.636	41.45	<b>14:16:31.022</b>
2 -	<b>1:44.117</b>	33.866	41.76	<b>14:18:15.139</b>
3 -	1:25.523	15.272	50.84	14:19:40.662
4 -	1:14.296 (3)	4.045	58.53	14:20:54.958
5 -	<b>1:10.251 (1)</b>		<b>61.90</b>	<b>14:22:05.209</b>
6 -	1:11.470 (2)	1.219	60.84	14:23:16.679

Brands Hatch Indy  
Circuit Length = 1.2079 miles  
Start: 14:14 Flag 14:27 End: 14:28

Weather / Track : Drizzle / Dry



# BRSCC Mazda MX-5 Championship

## RACE 18 - GROUP B & C - LAP ANALYSIS

DIFF = Difference To Personal Best Lap

7 - 1:58.975 **P** 48.724 36.55 14:25:15.654

<b>P30 88 Stuart SYMONDS</b>				
LAP	LAP TIME	DIFF	MPH	TIME OF DAY
1 -	1:21.194	12.426	53.55	14:16:07.329
2 -	1:42.641 (3)	33.873	42.36	14:17:49.970
3 -	1:22.792 (2)	14.024	52.52	14:19:12.762
4 -	<b>1:08.768 (1)</b>		<b>63.23</b>	<b>14:20:21.530</b>
5 -	3:00.048 <b>P</b>	1:51.280	24.15	14:23:21.578

<b>P31 230 Thomas HOLLAND</b>				
LAP	LAP TIME	DIFF	MPH	TIME OF DAY
1 -	2:36.582 <b>P</b>	1:21.846	27.77	14:17:22.717
2 -	1:19.381	4.645	54.78	14:18:42.098
3 -	<b>1:14.736 (1)</b>		<b>58.18</b>	<b>14:19:56.834</b>

<b>P32 195 Ben OHARE</b>				
LAP	LAP TIME	DIFF	MPH	TIME OF DAY
1 -	9:05.826 <b>P</b>		7.96	14:23:51.961

# BRSCC Mazda MX-5 Championship

## RACE 18 - GROUP B & C - STATISTICS

**Competitors Started** 34  
**Planned Start** 2020-10-25 @ 14:35:00.000  
**Actual Start** 2020-10-25 @ 14:14:46.134  
**Finish Time** 2020-10-25 @ 14:27:00.776  
**Track Length** 1.2079mi.  
**Total Laps** 285  
**Total Distance Covered** 344.2644mi.

### Session Fastest Lap History

NO	CL	NAME	LAP TIME	TIME OF DAY	LAP	VEHICLE
158		Mike COMBER	<b>1:16.668</b>	14:16:02.836	1	Mazda MX-5 Mk1
230		Thomas HOLLAND	<b>1:14.736</b>	14:19:56.850	3	Mazda MX-5 Mk1
83		Brian TROTT (M)	<b>1:09.015</b>	14:20:17.727	4	Mazda MX-5 Mk1
72		Matt LUFF	<b>1:07.673</b>	14:20:17.821	4	Mazda MX-5 Mk1
72		Matt LUFF	<b>1:06.694</b>	14:21:24.597	5	Mazda MX-5 Mk1
72		Matt LUFF	<b>1:06.688</b>	14:24:45.808	8	Mazda MX-5 Mk1

### Session Leader History

NO	CL	NAME	FROM LAP	LAPS LED	DISTANCE	VEHICLE
158		Mike COMBER	1	3	3.62 miles	Mazda MX-5 Mk1
83		Brian TROTT (M)	4	1	1.20 miles	Mazda MX-5 Mk1
72		Matt LUFF	5	6	7.24 miles	Mazda MX-5 Mk1

### Flag History

TYPE	TIME OF DAY
GREEN	14:14:46.134
SAFETY	14:15:46.830
GREEN	14:19:06.430
FINISH	14:27:00.776

### Flag Statistics

TYPE	COUNT	TOTAL LAPS	TOTAL TIME
Green	2	8	10:42.719
Red	0	0	0.000
Safety Car	1	2	3:19.599
FCY	0	0	0.000

Weather / Track : Drizzle / Dry

**BRSCC Mazda MX-5 Championship**  
**RACE 18 - GROUP B & C - STATISTICS**

**CLASS :**

**33 Starters**

**Fastest Lap History**

NO	NAME	LAP TIME	TIME OF DAY	LAP	VEHICLE
158	Mike COMBER	<b>1:16.668</b>	14:16:02.836	1	Mazda MX-5 Mk1
230	Thomas HOLLAND	<b>1:14.736</b>	14:19:56.850	3	Mazda MX-5 Mk1
83	Brian TROTT (M)	<b>1:09.015</b>	14:20:17.727	4	Mazda MX-5 Mk1
72	Matt LUFF	<b>1:07.673</b>	14:20:17.821	4	Mazda MX-5 Mk1
72	Matt LUFF	<b>1:06.694</b>	14:21:24.597	5	Mazda MX-5 Mk1
72	Matt LUFF	<b>1:06.688</b>	14:24:45.808	8	Mazda MX-5 Mk1

**Leader History**

NO	NAME	FROM LAP	LAPS LED	DISTANCE	VEHICLE
158	Mike COMBER	1	3	3.62 miles	Mazda MX-5 Mk1
83	Brian TROTT (M)	4	1	1.20 miles	Mazda MX-5 Mk1
72	Matt LUFF	5	6	7.24 miles	Mazda MX-5 Mk1

**Weather / Track : Drizzle / Dry**

**Results can be found at [www.tsl-timing.com](http://www.tsl-timing.com)**

**Page 2 of 3**

Brands Hatch Indy  
Circuit Length = 1.2079 miles  
Start: 14:14 Flag 14:27 End: 14:28

Printed - 14:38 Sunday, 25 October 2020

**BRSCC Mazda MX-5 Championship**  
**RACE 18 - GROUP B & C - STATISTICS**

**CLASS : INV**

1 Starters

**Fastest Lap History**

NO	NAME	LAP TIME	TIME OF DAY	LAP	VEHICLE
87	Oli WALDEN	<b>1:32.861</b>	14:16:19.043	1	Mazda MX-5 Mk1
87	Oli WALDEN	<b>1:26.603</b>	14:19:26.939	3	Mazda MX-5 Mk1
87	Oli WALDEN	<b>1:11.199</b>	14:20:38.139	4	Mazda MX-5 Mk1

**Leader History**

NO	NAME	FROM LAP	LAPS LED	DISTANCE	VEHICLE
87	Oli WALDEN	1	10	12.07 miles	Mazda MX-5 Mk1