



BRSCC MAZDA MX-5 SUPERCUP

Brands Hatch Indy Circuit

24th / 25th October 2020



Results Provided by Timing Solutions Ltd
www.tsl-timing.com

BRSCC Mazda MX-5 SuperCup Championship

QUALIFYING - RACE 2 - CLASSIFICATION



POS	NO	CL	PIC NAME	ENTRY	TIME	ON	LAPS	GAP	DIFF	MPH
1	8	Pro	1 Samuel SMITH	Mazda MX-5 Mk3	55.426	7	14			78.45
2	4	Pro	2 Adam BESSELL	Mazda MX-5 Mk3	55.566	8	14	0.140	0.140	78.26
3	1	Pro	3 Luke HERBERT	Mazda MX-5 Mk3	55.747	4	10	0.321	0.181	78.00
4	13	Club	1 Richard AMOS	Mazda MX-5 Mk3	55.750	8	13	0.324	0.003	78.00
5	24	Pro	4 James COSSINS	Mazda MX-5 Mk3	55.922	10	15	0.496	0.172	77.76
6	88	Pro	5 Colin BYSOUTH	Mazda MX-5 Mk3	55.925	7	15	0.499	0.003	77.75
7	5	Pro	6 John LANGRIDGE	Mazda MX-5 Mk3	55.945	8	16	0.519	0.020	77.72
8	116	TBA	1 Simon BALDWIN (M)	Mazda MX-5 Mk3	55.982	6	15	0.556	0.037	77.67
9	18*	Pro	7 Will BLACKWELL-CHAMBERS	Mazda MX-5 Mk3	55.991	8	15	0.565	0.009	77.66
10	223*	Pro	8 Garry TOWNSEND (M)	Mazda MX-5 Mk3	55.994	8	14	0.568	0.003	77.66
11	55	Pro	9 Simon FLEET (M)	Mazda MX-5 Mk3	56.007	8	14	0.581	0.013	77.64
12	7	Pro	10 Alex MILLER	Mazda MX-5 Mk3	56.017	6	11	0.591	0.010	77.63
13	91	Pro	11 Jack SYCAMORE	Mazda MX-5 Mk3	56.086	8	16	0.660	0.069	77.53
14	10	Pro	12 Brayden FLETCHER	Mazda MX-5 Mk3	56.101	8	12	0.675	0.015	77.51
15	82	Pro	13 Michael KNIBBS	Mazda MX-5 Mk3	56.174	4	15	0.748	0.073	77.41
16	22	Pro	14 Chris DAWKINS (M)	Mazda MX-5 Mk3	56.204	12	15	0.778	0.030	77.37
17	12	Pro	15 Declan LEE	Mazda MX-5 Mk3	56.298	4	15	0.872	0.094	77.24
18	107*	Pro	16 Sam BAILEY (M)	Mazda MX-5 Mk3	56.362	11	15	0.936	0.064	77.15
19	99	Pro	17 Nick RUTTER (M)	Mazda MX-5 Mk3	56.487	10	16	1.061	0.125	76.98
20	96	Pro	18 Christopher RICHARDSON	Mazda MX-5 Mk3	56.521	8	15	1.095	0.034	76.93
21	69	Pro	19 George GRANT (M)	Mazda MX-5 Mk3	56.530	11	15	1.104	0.009	76.92
22	36	Pro	20 David HENDERSON	Mazda MX-5 Mk3	56.619	7	15	1.193	0.089	76.80
23	11	Pro	21 Kelvin FLETCHER	Mazda MX-5 Mk3	56.628	10	13	1.202	0.009	76.79
24	23	TBA	2 Martin TOLLEY (M)	Mazda MX-5 Mk3	56.747	11	12	1.321	0.119	76.63
25	15	Club	2 Clive POWLES (M)	Mazda Mx5 Mk3	56.802	6	15	1.376	0.055	76.55
26	70	Club	3 Xavier BROOKE (M)	Mazda MX-5 Mk3	56.933	10	15	1.507	0.131	76.38
27	419	Club	4 Martyn CANNING	Mazda MX-5 Mk3	56.959	13	15	1.533	0.026	76.34
28	66	Club	5 Martin HEATH (M)	Mazda MX-5 Mk3	57.400	7	15	1.974	0.441	75.75
29	722	Club	6 Alan HAWKINS (M)	Mazda MX-5 Mk3	57.591	12	14	2.165	0.191	75.50
30	44*	Club	7 Scott WRIGHT	Mazda MX-5 Mk3	57.755	4	14	2.329	0.164	75.29
31	87	Club	8 James DIXON	Mazda MX-5 Mk3	58.081	8	11	2.655	0.326	74.87
32	77	Club	9 Seamus HEANEY	Mazda MX-5 Mk3	58.515	9	14	3.089	0.434	74.31
33	50		1 Bruce ROBINSON (M)(RES 2)	Mazda MX-5 Mk3	58.716	11	11	3.290	0.201	74.06
34	19	Club	10 Liz WALTON (M)	Mazda MX-5 Mk3	58.903	5	13	3.477	0.187	73.82
35	26	Club	11 Duncan HARRIS (M)	Mazda MX-5 Mk3	1:00.293	1	11	4.867	1.390	72.12

Car 44 has 2 transponders - please remove 1
 No. 18, 44, 107 - 1 Lap time disallowed; exceeding track limits.
 No. 223 - 2 Lap times disallowed; exceeding track limits.

Brands Hatch Indy
 Circuit Length = 1.2079 miles
 Start: 09:21 Flag 09:40 End: 09:41

Weather / Track : Bright / Dry

These results are provisional until the conclusion of any judicial and technical matters.

Clerk Of Course :	Steward :	Timekeeper :
-------------------	-----------	--------------

BRSCC Mazda MX-5 SuperCup Championship

QUALIFYING - RACE 9 - 2ND FASTEST CLASSIFICATION



POS	NO	CL	PIC NAME	ENTRY	TIME	ON	LAPS	GAP	DIFF	MPH
1	8	Pro	1 Samuel SMITH	Mazda MX-5 Mk3	55.513	12	14			78.33
2	4	Pro	2 Adam BESSELL	Mazda MX-5 Mk3	55.724	9	14	0.211	0.211	78.03
3	1	Pro	3 Luke HERBERT	Mazda MX-5 Mk3	55.793	5	10	0.280	0.069	77.94
4	13	Club	1 Richard AMOS	Mazda MX-5 Mk3	55.875	7	13	0.362	0.082	77.82
5	24	Pro	4 James COSSINS	Mazda MX-5 Mk3	55.930	13	15	0.417	0.055	77.75
6	5	Pro	5 John LANGRIDGE	Mazda MX-5 Mk3	55.997	15	16	0.484	0.067	77.65
7	18*	Pro	6 Will BLACKWELL-CHAMBERS	Mazda MX-5 Mk3	56.050	10	15	0.537	0.053	77.58
8	116	TBA	1 Simon BALDWIN (M)	Mazda MX-5 Mk3	56.084	12	15	0.571	0.034	77.53
9	88	Pro	7 Colin BYSOUTH	Mazda MX-5 Mk3	56.142	9	15	0.629	0.058	77.45
10	55	Pro	8 Simon FLEET (M)	Mazda MX-5 Mk3	56.145	9	14	0.632	0.003	77.45
11	223*	Pro	9 Garry TOWNSEND (M)	Mazda MX-5 Mk3	56.176	4	14	0.663	0.031	77.41
12	91	Pro	10 Jack SYCAMORE	Mazda MX-5 Mk3	56.184	10	16	0.671	0.008	77.39
13	82	Pro	11 Michael KNIBBS	Mazda MX-5 Mk3	56.193	10	15	0.680	0.009	77.38
14	7	Pro	12 Alex MILLER	Mazda MX-5 Mk3	56.234	5	11	0.721	0.041	77.33
15	10	Pro	13 Brayden FLETCHER	Mazda MX-5 Mk3	56.275	5	12	0.762	0.041	77.27
16	12	Pro	14 Declan LEE	Mazda MX-5 Mk3	56.365	11	15	0.852	0.090	77.15
17	22	Pro	15 Chris DAWKINS (M)	Mazda MX-5 Mk3	56.473	11	15	0.960	0.108	77.00
18	69	Pro	16 George GRANT (M)	Mazda MX-5 Mk3	56.532	6	15	1.019	0.059	76.92
19	96	Pro	17 Christopher RICHARDSON	Mazda MX-5 Mk3	56.535	11	15	1.022	0.003	76.91
20	99	Pro	18 Nick RUTTER (M)	Mazda MX-5 Mk3	56.621	6	16	1.108	0.086	76.80
21	11	Pro	19 Kelvin FLETCHER	Mazda MX-5 Mk3	56.629	9	13	1.116	0.008	76.79
22	107*	Pro	20 Sam BAILEY (M)	Mazda MX-5 Mk3	56.641	7	15	1.128	0.012	76.77
23	23	TBA	2 Martin TOLLEY (M)	Mazda MX-5 Mk3	56.763	10	12	1.250	0.122	76.60
24	15	Club	2 Clive POWLES (M)	Mazda MX-5 Mk3	56.815	13	15	1.302	0.052	76.53
25	419	Club	3 Martyn CANNING	Mazda MX-5 Mk3	57.037	12	15	1.524	0.222	76.24
26	70	Club	4 Xavier BROOKE (M)	Mazda MX-5 Mk3	57.124	7	15	1.611	0.087	76.12
27	36	Pro	21 David HENDERSON	Mazda MX-5 Mk3	57.124	11	15	1.611	0.000	76.12
28	66	Club	5 Martin HEATH (M)	Mazda MX-5 Mk3	57.565	12	15	2.052	0.441	75.54
29	722	Club	6 Alan HAWKINS (M)	Mazda MX-5 Mk3	57.619	10	14	2.106	0.054	75.47
30	44*	Club	7 Scott WRIGHT	Mazda MX-5 Mk3	58.006	8	14	2.493	0.387	74.96
31	87	Club	8 James DIXON	Mazda MX-5 Mk3	58.544	5	11	3.031	0.538	74.27
32	77	Club	9 Seamus HEANEY	Mazda MX-5 Mk3	58.550	12	14	3.037	0.006	74.27
33	50		1 Bruce ROBINSON (M)(RES 2)	Mazda MX-5 Mk3	58.860	10	11	3.347	0.310	73.88
34	19	Club	10 Liz WALTON (M)	Mazda MX-5 Mk3	59.013	10	13	3.500	0.153	73.68
35	26	Club	11 Duncan HARRIS (M)	Mazda MX-5 Mk3	1:00.675	3	11	5.162	1.662	71.67

Car 44 has 2 transponders - please remove 1
 No. 18, 44, 107 - 1 Lap time disallowed; exceeding track limits.
 No. 223 - 2 Lap times disallowed; exceeding track limits.

Brands Hatch Indy
 Circuit Length = 1.2079 miles
 Start: 09:21 Flag 09:40 End: 09:41

Weather / Track : Bright / Dry
 These results are provisional until the conclusion of any judicial and technical matters.

Clerk Of Course :	Steward :	Timekeeper :
-------------------	-----------	--------------

BRSCC Mazda MX-5 SuperCup Championship

QUALIFYING - RACE 2 - LAP ANALYSIS

DIFF = Difference To Personal Best Lap

P1 8 Samuel SMITH				
LAP	LAP TIME	DIFF	MPH	TIME OF DAY
1 -	5:20.714	P 4:25.288	13.55	09:27:30.546
2 -	59.905	4.479	72.59	09:28:30.451
3 -	56.044	0.618	77.59	09:29:26.495
4 -	56.039	0.613	77.59	09:30:22.534
5 -	55.913	0.487	77.77	09:31:18.447
6 -	55.630	0.204	78.17	09:32:14.077
7 -	55.426 (1)		78.45	09:33:09.503
8 -	2:08.189	P 1:12.763	33.92	09:35:17.692
9 -	1:07.737	12.311	64.19	09:36:25.429
10 -	55.605	0.179	78.20	09:37:21.034
11 -	55.597	(3) 0.171	78.21	09:38:16.631
12 -	55.513	(2) 0.087	78.33	09:39:12.144
13 -	1:01.023	5.597	71.26	09:40:13.167
14 -	55.959	0.533	77.71	09:41:09.126

P2 4 Adam BESSELL				
LAP	LAP TIME	DIFF	MPH	TIME OF DAY
1 -	5:19.745	P 4:24.179	13.60	09:27:34.242
2 -	59.673	4.107	72.87	09:28:33.915
3 -	55.860	0.294	77.84	09:29:29.775
4 -	56.057	0.491	77.57	09:30:25.832
5 -	56.960	1.394	76.34	09:31:22.792
6 -	55.813	0.247	77.91	09:32:18.605
7 -	55.784	(3) 0.218	77.95	09:33:14.389
8 -	55.566 (1)		78.26	09:34:09.955
9 -	55.724	(2) 0.158	78.03	09:35:05.679
10 -	56.069	0.503	77.55	09:36:01.748
11 -	1:51.343	P 55.777	39.05	09:37:53.091
12 -	59.367	3.801	73.24	09:38:52.458
13 -	1:06.458	10.892	65.43	09:39:58.916
14 -	55.899	0.333	77.79	09:40:54.815

P3 1 Luke HERBERT				
LAP	LAP TIME	DIFF	MPH	TIME OF DAY
1 -	5:28.679	P 4:32.932	13.23	09:27:45.339
2 -	1:19.564	23.817	54.65	09:29:04.903
3 -	56.229	0.482	77.33	09:30:01.132
4 -	55.747 (1)		78.00	09:30:56.879
5 -	55.793	(2) 0.046	77.94	09:31:52.672
6 -	57.112	1.365	76.14	09:32:49.784
7 -	55.881	(3) 0.134	77.81	09:33:45.665
8 -	56.030	0.283	77.61	09:34:41.695
9 -	56.156	0.409	77.43	09:35:37.851
10 -	56.106	0.359	77.50	09:36:33.957

P4 13 Richard AMOS				
LAP	LAP TIME	DIFF	MPH	TIME OF DAY
1 -	5:23.604	P 4:27.854	13.43	09:27:32.426
2 -	1:01.077	5.327	71.19	09:28:33.503
3 -	57.989	2.239	74.99	09:29:31.492
4 -	55.944	(3) 0.194	77.73	09:30:27.436
5 -	57.077	1.327	76.18	09:31:24.513
6 -	56.240	0.490	77.32	09:32:20.753
7 -	55.875	(2) 0.125	77.82	09:33:16.628
8 -	55.750 (1)		78.00	09:34:12.378
9 -	57.806	2.056	75.22	09:35:10.184
10 -	59.042	3.292	73.65	09:36:09.226
11 -	56.024	0.274	77.62	09:37:05.250
12 -	56.052	0.302	77.58	09:38:01.302

DIFF = Difference To Personal Best Lap

P5 24 James COSSINS				
LAP	LAP TIME	DIFF	MPH	TIME OF DAY
13 -	58.403	2.653	74.45	09:38:59.705
1 -	4:24.615	P 3:28.693	16.43	09:27:11.125
2 -	59.979	4.057	72.50	09:28:11.104
3 -	57.920	1.998	75.07	09:29:09.024
4 -	56.771	0.849	76.59	09:30:05.795
5 -	56.775	0.853	76.59	09:31:02.570
6 -	56.116	0.194	77.49	09:31:58.686
7 -	1:02.008	6.086	70.12	09:33:00.694
8 -	58.136	2.214	74.80	09:33:58.830
9 -	56.035	(3) 0.113	77.60	09:34:54.865
10 -	55.922 (1)		77.76	09:35:50.787
11 -	56.062	0.140	77.56	09:36:46.849
12 -	56.972	1.050	76.32	09:37:43.821
13 -	55.930	(2) 0.008	77.75	09:38:39.751
14 -	1:05.135	9.213	66.76	09:39:44.886
15 -	56.495	0.573	76.97	09:40:41.381

P6 88 Colin BYSOUTH				
LAP	LAP TIME	DIFF	MPH	TIME OF DAY
1 -	4:22.864	P 3:26.939	16.54	09:27:16.169
2 -	1:00.473	4.548	71.90	09:28:16.642
3 -	56.429	0.504	77.06	09:29:13.071
4 -	56.357	0.432	77.16	09:30:09.428
5 -	56.330	(3) 0.405	77.19	09:31:05.758
6 -	58.163	2.238	74.76	09:32:03.921
7 -	55.925 (1)		77.75	09:32:59.846
8 -	59.606	3.681	72.95	09:33:59.452
9 -	56.142	(2) 0.217	77.45	09:34:55.594
10 -	56.423	0.498	77.07	09:35:52.017
11 -	57.317	1.392	75.86	09:36:49.334
12 -	58.035	2.110	74.93	09:37:47.369
13 -	56.484	0.559	76.98	09:38:43.853
14 -	1:04.249	8.324	67.68	09:39:48.102
15 -	1:01.599	5.674	70.59	09:40:49.701

P7 5 John LANGRIDGE				
LAP	LAP TIME	DIFF	MPH	TIME OF DAY
1 -	4:29.764	P 3:33.819	16.12	09:27:07.238
2 -	1:02.438	6.493	69.64	09:28:09.676
3 -	58.878	2.933	73.85	09:29:08.554
4 -	57.073	1.128	76.19	09:30:05.627
5 -	56.389	0.444	77.11	09:31:02.016
6 -	56.278	0.333	77.27	09:31:58.294
7 -	56.288	0.343	77.25	09:32:54.582
8 -	55.945 (1)		77.72	09:33:50.527
9 -	56.809	0.864	76.54	09:34:47.336
10 -	56.085	(3) 0.140	77.53	09:35:43.421
11 -	56.282	0.337	77.26	09:36:39.703
12 -	56.901	0.956	76.42	09:37:36.604
13 -	1:01.587	5.642	70.60	09:38:38.191
14 -	59.615	3.670	72.94	09:39:37.806
15 -	55.997	(2) 0.052	77.65	09:40:33.803
16 -	1:05.396	9.451	66.49	09:41:39.199

P8 116 Simon BALDWIN (M)				
LAP	LAP TIME	DIFF	MPH	TIME OF DAY
1 -	5:20.346	P 4:24.364	13.57	09:27:31.282
2 -	1:00.304	4.322	72.11	09:28:31.586

Weather / Track : Bright / Dry

Brands Hatch Indy
Circuit Length = 1.2079 miles
Start: 09:21 Flag 09:40 End: 09:41

BRSCC Mazda MX-5 SuperCup Championship

QUALIFYING - RACE 2 - LAP ANALYSIS

DIFF = Difference To Personal Best Lap

3 -	56.378	0.396	77.13	09:29:27.964
4 -	56.970	0.988	76.33	09:30:24.934
5 -	56.464	0.482	77.01	09:31:21.398
6 -	55.982 (1)		77.67	09:32:17.380
7 -	56.248	0.266	77.31	09:33:13.628
8 -	56.133 (3)	0.151	77.46	09:34:09.761
9 -	57.136	1.154	76.10	09:35:06.897
10 -	56.207	0.225	77.36	09:36:03.104
11 -	56.371	0.389	77.14	09:36:59.475
12 -	56.084 (2)	0.102	77.53	09:37:55.559
13 -	57.754	1.772	75.29	09:38:53.313
14 -	1:02.978	6.996	69.04	09:39:56.291
15 -	57.375	1.393	75.79	09:40:53.666

P9 18 Will BLACKWELL-CHAMBERS

LAP	LAP TIME	DIFF	MPH	TIME OF DAY
1 -	1:05.926	9.935	65.96	09:23:09.264
2 -	4:16.917 P	3:20.926	16.92	09:27:26.181
3 -	4:04.043 D	8.022	67.93	09:28:30.194
4 -	57.329	1.338	75.85	09:29:27.523
5 -	58.011	2.020	74.96	09:30:25.534
6 -	57.454	1.463	75.68	09:31:22.988
7 -	56.470	0.479	77.00	09:32:19.458
8 -	55.991 (1)		77.66	09:33:15.449
9 -	56.413	0.422	77.08	09:34:11.862
10 -	56.050 (2)	0.059	77.58	09:35:07.912
11 -	56.451	0.460	77.03	09:36:04.363
12 -	56.647	0.656	76.76	09:37:01.010
13 -	56.321 (3)	0.330	77.21	09:37:57.331
14 -	1:03.089	7.098	68.92	09:39:00.420
15 -	1:00.700	4.709	71.64	09:40:01.120

P10 223 Garry TOWNSEND (M)

LAP	LAP TIME	DIFF	MPH	TIME OF DAY
1 -	5:19.250 P	4:23.256	13.62	09:27:34.857
2 -	1:00.438	4.444	71.95	09:28:35.295
3 -	57.108	1.114	76.14	09:29:32.403
4 -	56.176 (2)	0.182	77.41	09:30:28.579
5 -	56.662 D	0.668	76.74	09:31:25.241
6 -	56.843 (3)	0.849	76.50	09:32:22.084
7 -	56.256 D	0.262	77.30	09:33:18.340
8 -	55.994 (1)		77.66	09:34:14.334
9 -	1:14.640	18.646	58.26	09:35:28.974
10 -	1:05.715	9.721	66.17	09:36:34.689
11 -	58.534	2.540	74.29	09:37:33.223
12 -	1:05.244	9.250	66.65	09:38:38.467
13 -	1:07.139	11.145	64.77	09:39:45.606
14 -	58.921	2.927	73.80	09:40:44.527

P11 55 Simon FLEET (M)

LAP	LAP TIME	DIFF	MPH	TIME OF DAY
1 -	1:05.229	9.222	66.66	09:23:09.666
2 -	4:17.812 P	3:21.805	16.86	09:27:27.478
3 -	1:01.520	5.513	70.68	09:28:28.998
4 -	56.813	0.806	76.54	09:29:25.811
5 -	57.110	1.103	76.14	09:30:22.921
6 -	56.698	0.691	76.69	09:31:19.619
7 -	56.314	0.307	77.22	09:32:15.933
8 -	56.007 (1)		77.64	09:33:11.940
9 -	56.145 (2)	0.138	77.45	09:34:08.085
10 -	56.627	0.620	76.79	09:35:04.712
11 -	56.426	0.419	77.06	09:36:01.138

DIFF = Difference To Personal Best Lap

12 -	56.393	0.386	77.11	09:36:57.531
13 -	56.216 (3)	0.209	77.35	09:37:53.747
14 -	56.673	0.666	76.73	09:38:50.420

P12 7 Alex MILLER

LAP	LAP TIME	DIFF	MPH	TIME OF DAY
1 -	4:30.884 P	3:34.867	16.05	09:27:09.164
2 -	1:01.312	5.295	70.92	09:28:10.476
3 -	57.691	1.674	75.37	09:29:08.167
4 -	57.306	1.289	75.88	09:30:05.473
5 -	56.234 (2)	0.217	77.33	09:31:01.707
6 -	56.017 (1)		77.63	09:31:57.724
7 -	57.441	1.424	75.70	09:32:55.165
8 -	2:34.494 P	1:38.477	28.14	09:35:29.659
9 -	1:00.952	4.935	71.34	09:36:30.611
10 -	56.811	0.794	76.54	09:37:27.422
11 -	56.505 (3)	0.488	76.95	09:38:23.927

P13 91 Jack SYCAMORE

LAP	LAP TIME	DIFF	MPH	TIME OF DAY
1 -	1:04.793	8.707	67.11	09:23:10.127
2 -	4:18.261 P	3:22.175	16.83	09:27:28.388
3 -	1:01.468	5.382	70.74	09:28:29.856
4 -	57.524	1.438	75.59	09:29:27.380
5 -	57.846	1.760	75.17	09:30:25.226
6 -	57.055	0.969	76.21	09:31:22.281
7 -	56.852	0.766	76.48	09:32:19.133
8 -	56.086 (1)		77.53	09:33:15.219
9 -	56.853	0.767	76.48	09:34:12.072
10 -	56.184 (2)	0.098	77.39	09:35:08.256
11 -	56.992	0.906	76.30	09:36:05.248
12 -	56.491 (3)	0.405	76.97	09:37:01.739
13 -	56.593	0.507	76.83	09:37:58.332
14 -	58.709	2.623	74.07	09:38:57.041
15 -	57.110	1.024	76.14	09:39:54.151
16 -	56.730	0.644	76.65	09:40:50.881

P14 10 Brayden FLETCHER

LAP	LAP TIME	DIFF	MPH	TIME OF DAY
1 -	4:24.724 P	3:28.623	16.42	09:27:12.867
2 -	1:01.465	5.364	70.74	09:28:14.332
3 -	56.370	0.269	77.14	09:29:10.702
4 -	56.478	0.377	76.99	09:30:07.180
5 -	56.275 (2)	0.174	77.27	09:31:03.455
6 -	56.617	0.516	76.80	09:32:00.072
7 -	56.318 (3)	0.217	77.21	09:32:56.390
8 -	56.101 (1)		77.51	09:33:52.491
9 -	57.017	0.916	76.26	09:34:49.508
10 -	1:35.020 P	38.919	45.76	09:36:24.528
11 -	1:00.281	4.180	72.13	09:37:24.809
12 -	56.405	0.304	77.09	09:38:21.214

P15 82 Michael KNIBBS

LAP	LAP TIME	DIFF	MPH	TIME OF DAY
1 -	4:23.899 P	3:27.725	16.47	09:27:15.089
2 -	1:00.362	4.188	72.04	09:28:15.451
3 -	56.660	0.486	76.74	09:29:12.111
4 -	56.174 (1)		77.41	09:30:08.285
5 -	56.680	0.506	76.72	09:31:04.965
6 -	56.488	0.314	76.98	09:32:01.453
7 -	57.880	1.706	75.13	09:32:59.333

Weather / Track : Bright / Dry

Brands Hatch Indy

Circuit Length = 1.2079 miles

Start: 09:21 Flag 09:40 End: 09:41

BRSCC Mazda MX-5 SuperCup Championship

QUALIFYING - RACE 2 - LAP ANALYSIS

DIFF = Difference To Personal Best Lap

8 -	56.304	(3)	0.130	77.23	09:33:55.637
9 -	1:01.297		5.123	70.94	09:34:56.934
10 -	56.193	(2)	0.019	77.38	09:35:53.127
11 -	57.104		0.930	76.15	09:36:50.231
12 -	57.739		1.565	75.31	09:37:47.970
13 -	56.752		0.578	76.62	09:38:44.722
14 -	1:01.289		5.115	70.95	09:39:46.011
15 -	56.986		0.812	76.31	09:40:42.997

P16 22 Chris DAWKINS (M)

LAP	LAP TIME		DIFF	MPH	TIME OF DAY
1 -	4:29.217	P	3:33.013	16.15	09:27:05.607
2 -	1:02.120		5.916	70.00	09:28:07.727
3 -	57.931		1.727	75.06	09:29:05.658
4 -	57.505		1.301	75.62	09:30:03.163
5 -	56.724		0.520	76.66	09:30:59.887
6 -	56.576		0.372	76.86	09:31:56.463
7 -	56.554	(3)	0.350	76.89	09:32:53.017
8 -	57.336		1.132	75.84	09:33:50.353
9 -	56.809		0.605	76.54	09:34:47.162
10 -	57.083		0.879	76.18	09:35:44.245
11 -	56.473	(2)	0.269	77.00	09:36:40.718
12 -	56.204	(1)		77.37	09:37:36.922
13 -	56.580		0.376	76.85	09:38:33.502
14 -	1:00.452		4.248	71.93	09:39:33.954
15 -	56.948		0.744	76.36	09:40:30.902

P17 12 Declan LEE

LAP	LAP TIME		DIFF	MPH	TIME OF DAY
1 -	4:23.919	P	3:27.621	16.47	09:27:14.231
2 -	1:00.873		4.575	71.43	09:28:15.104
3 -	56.586		0.288	76.84	09:29:11.690
4 -	56.298	(1)		77.24	09:30:07.988
5 -	1:03.169		6.871	68.84	09:31:11.157
6 -	56.670		0.372	76.73	09:32:07.827
7 -	56.480	(3)	0.182	76.99	09:33:04.307
8 -	56.601		0.303	76.82	09:34:00.908
9 -	57.486		1.188	75.64	09:34:58.394
10 -	57.384		1.086	75.78	09:35:55.778
11 -	56.365	(2)	0.067	77.15	09:36:52.143
12 -	56.544		0.246	76.90	09:37:48.687
13 -	56.648		0.350	76.76	09:38:45.335
14 -	1:03.213		6.915	68.79	09:39:48.548
15 -	57.109		0.811	76.14	09:40:45.657

P18 107 Sam BAILEY (M)

LAP	LAP TIME		DIFF	MPH	TIME OF DAY
1 -	4:36.625	P	3:40.263	15.72	09:27:04.349
2 -	1:04.509		8.147	67.41	09:28:08.858
3 -	1:00.586		4.224	71.77	09:29:09.444
4 -	57.164		0.802	76.07	09:30:06.608
5 -	56.660		0.298	76.74	09:31:03.268
6 -	57.348		0.986	75.82	09:32:00.616
7 -	56.641	(2)	0.279	76.77	09:32:57.257
8 -	56.697		0.335	76.69	09:33:53.954
9 -	57.540		1.178	75.57	09:34:51.494
10 -	57.528	D	1.166	75.59	09:35:49.022
11 -	56.362	(1)		77.15	09:36:45.384
12 -	56.703		0.341	76.69	09:37:42.087
13 -	56.644	(3)	0.282	76.77	09:38:38.731
14 -	1:07.090		10.728	64.81	09:39:45.821
15 -	59.399		3.037	73.21	09:40:45.220

DIFF = Difference To Personal Best Lap

P19 99 Nick RUTTER (M)					
LAP	LAP TIME		DIFF	MPH	TIME OF DAY
1 -	4:33.579	P	3:37.092	15.89	09:27:05.104
2 -	1:01.996		5.509	70.14	09:28:07.100
3 -	58.309		1.822	74.57	09:29:05.409
4 -	57.889		1.402	75.11	09:30:03.298
5 -	57.414		0.927	75.74	09:31:00.712
6 -	56.621	(2)	0.134	76.80	09:31:57.333
7 -	57.405		0.918	75.75	09:32:54.738
8 -	57.176		0.689	76.05	09:33:51.914
9 -	57.381		0.894	75.78	09:34:49.295
10 -	56.487	(1)		76.98	09:35:45.782
11 -	56.808		0.321	76.54	09:36:42.590
12 -	56.637	(3)	0.150	76.78	09:37:39.227
13 -	57.385		0.898	75.77	09:38:36.612
14 -	58.655		2.168	74.13	09:39:35.267
15 -	57.826		1.339	75.20	09:40:33.093
16 -	56.873		0.386	76.46	09:41:29.966

P20 96 Christopher RICHARDSON

LAP	LAP TIME		DIFF	MPH	TIME OF DAY
1 -	5:22.719	P	4:26.198	13.47	09:27:35.960
2 -	1:00.860		4.339	71.45	09:28:36.820
3 -	57.355		0.834	75.81	09:29:34.175
4 -	56.946		0.425	76.36	09:30:31.121
5 -	57.213		0.692	76.00	09:31:28.334
6 -	56.904		0.383	76.42	09:32:25.238
7 -	57.146		0.625	76.09	09:33:22.384
8 -	56.521	(1)		76.93	09:34:18.905
9 -	56.807	(3)	0.286	76.55	09:35:15.712
10 -	57.400		0.879	75.75	09:36:13.112
11 -	56.535	(2)	0.014	76.91	09:37:09.647
12 -	57.292		0.771	75.90	09:38:06.939
13 -	57.205		0.684	76.01	09:39:04.144
14 -	57.158		0.637	76.08	09:40:01.302
15 -	57.102		0.581	76.15	09:40:58.404

P21 69 George GRANT (M)

LAP	LAP TIME		DIFF	MPH	TIME OF DAY
1 -	4:29.998	P	3:33.468	16.10	09:27:09.914
2 -	1:02.687		6.157	69.37	09:28:12.601
3 -	57.730		1.200	75.32	09:29:10.331
4 -	56.637		0.107	76.78	09:30:06.968
5 -	57.320		0.790	75.86	09:31:04.288
6 -	56.532	(2)	0.002	76.92	09:32:00.820
7 -	57.091		0.561	76.16	09:32:57.911
8 -	57.154		0.624	76.08	09:33:55.065
9 -	56.839		0.309	76.50	09:34:51.904
10 -	57.482		0.952	75.65	09:35:49.386
11 -	56.530	(1)		76.92	09:36:45.916
12 -	57.045		0.515	76.23	09:37:42.961
13 -	56.561	(3)	0.031	76.88	09:38:39.522
14 -	1:07.172		10.642	64.73	09:39:46.694
15 -	57.982		1.452	74.99	09:40:44.676

P22 36 David HENDERSON

LAP	LAP TIME		DIFF	MPH	TIME OF DAY
1 -	5:23.065	P	4:26.446	13.46	09:27:29.417
2 -	1:02.840		6.221	69.20	09:28:32.257
3 -	57.569		0.950	75.53	09:29:29.826

Weather / Track : Bright / Dry

Brands Hatch Indy
Circuit Length = 1.2079 miles
Start: 09:21 Flag 09:40 End: 09:41

BRSCC Mazda MX-5 SuperCup Championship

QUALIFYING - RACE 2 - LAP ANALYSIS

DIFF = Difference To Personal Best Lap

4 -	57.423	0.804	75.72	09:30:27.249
5 -	57.806	1.187	75.22	09:31:25.055
6 -	57.773	1.154	75.27	09:32:22.828
7 -	56.619 (1)		76.80	09:33:19.447
8 -	57.385	0.766	75.77	09:34:16.832
9 -	58.609	1.990	74.19	09:35:15.441
10 -	59.055	2.436	73.63	09:36:14.496
11 -	57.124 (2)	0.505	76.12	09:37:11.620
12 -	57.207 (3)	0.588	76.01	09:38:08.827
13 -	57.262	0.643	75.94	09:39:06.089
14 -	58.003	1.384	74.97	09:40:04.092
15 -	58.130	1.511	74.80	09:41:02.222

P23 11 Kelvin FLETCHER

LAP	LAP TIME	DIFF	MPH	TIME OF DAY
1 -	4:34.354 P	3:37.726	15.85	09:27:44.246
2 -	1:01.765	5.137	70.40	09:28:46.011
3 -	57.663	1.035	75.41	09:29:43.674
4 -	57.089	0.461	76.17	09:30:40.763
5 -	56.881	0.253	76.45	09:31:37.644
6 -	56.802	0.174	76.55	09:32:34.446
7 -	56.630 (3)	0.002	76.78	09:33:31.076
8 -	56.670	0.042	76.73	09:34:27.746
9 -	56.629 (2)	0.001	76.79	09:35:24.375
10 -	56.628 (1)		76.79	09:36:21.003
11 -	2:04.918 P	1:08.290	34.81	09:38:25.921
12 -	1:15.350	18.722	57.71	09:39:41.271
13 -	56.923	0.295	76.39	09:40:38.194

P24 23 Martin TOLLEY (M)

LAP	LAP TIME	DIFF	MPH	TIME OF DAY
1 -	1:02.235	5.488	69.87	09:22:58.029
2 -	4:19.003 P	3:22.256	16.78	09:27:17.032
3 -	59.977	3.230	72.50	09:28:17.009
4 -	56.981	0.234	76.31	09:29:13.990
5 -	57.106	0.359	76.14	09:30:11.096
6 -	57.528	0.781	75.59	09:31:08.624
7 -	57.214	0.467	76.00	09:32:05.838
8 -	56.895 (3)	0.148	76.43	09:33:02.733
9 -	58.302	1.555	74.58	09:34:01.035
10 -	56.763 (2)	0.016	76.60	09:34:57.798
11 -	56.747 (1)		76.63	09:35:54.545
12 -	2:38.749 P	1:42.002	27.39	09:38:33.294

P25 15 Clive POWLES (M)

LAP	LAP TIME	DIFF	MPH	TIME OF DAY
1 -	5:28.412 P	4:31.610	13.24	09:27:45.913
2 -	1:01.696	4.894	70.48	09:28:47.609
3 -	57.440	0.638	75.70	09:29:45.049
4 -	57.028	0.226	76.25	09:30:42.077
5 -	57.121	0.319	76.12	09:31:39.198
6 -	56.802 (1)		76.55	09:32:36.000
7 -	56.874	0.072	76.46	09:33:32.874
8 -	56.851	0.049	76.49	09:34:29.725
9 -	57.217	0.415	76.00	09:35:26.942
10 -	56.835 (3)	0.033	76.51	09:36:23.777
11 -	57.127	0.325	76.12	09:37:20.904
12 -	56.890	0.088	76.43	09:38:17.794
13 -	56.815 (2)	0.013	76.53	09:39:14.609
14 -	57.505	0.703	75.62	09:40:12.114
15 -	57.853	1.051	75.16	09:41:09.967

DIFF = Difference To Personal Best Lap

P26 70 Xavier BROOKE (M)				
LAP	LAP TIME	DIFF	MPH	TIME OF DAY
1 -	5:25.280 P	4:28.347	13.36	09:27:50.201
2 -	1:04.243	7.310	67.68	09:28:54.444
3 -	58.145	1.212	74.78	09:29:52.589
4 -	58.357	1.424	74.51	09:30:50.946
5 -	57.178 (3)	0.245	76.05	09:31:48.124
6 -	57.870	0.937	75.14	09:32:45.994
7 -	57.124 (2)	0.191	76.12	09:33:43.118
8 -	57.244	0.311	75.96	09:34:40.362
9 -	58.388	1.455	74.47	09:35:38.750
10 -	56.933 (1)		76.38	09:36:35.683
11 -	57.334	0.401	75.84	09:37:33.017
12 -	57.214	0.281	76.00	09:38:30.231
13 -	1:01.840	4.907	70.32	09:39:32.071
14 -	57.692	0.759	75.37	09:40:29.763
15 -	57.546	0.613	75.56	09:41:27.309

P27 419 Martyn CANNING

LAP	LAP TIME	DIFF	MPH	TIME OF DAY
1 -	1:07.936	10.977	64.01	09:23:04.541
2 -	4:14.813 P	3:17.854	17.06	09:27:19.354
3 -	1:05.821	8.862	66.06	09:28:25.175
4 -	1:00.995	4.036	71.29	09:29:26.170
5 -	1:00.088	3.129	72.37	09:30:26.258
6 -	59.400	2.441	73.20	09:31:25.658
7 -	57.817	0.858	75.21	09:32:23.475
8 -	57.183	0.224	76.04	09:33:20.658
9 -	57.301	0.342	75.89	09:34:17.959
10 -	57.142	0.183	76.10	09:35:15.101
11 -	57.075 (3)	0.116	76.19	09:36:12.176
12 -	57.037 (2)	0.078	76.24	09:37:09.213
13 -	56.959 (1)		76.34	09:38:06.172
14 -	57.405	0.446	75.75	09:39:03.577
15 -	1:11.369	14.410	60.93	09:40:14.946

P28 66 Martin HEATH (M)

LAP	LAP TIME	DIFF	MPH	TIME OF DAY
1 -	5:34.594 P	4:37.194	12.99	09:27:46.822
2 -	1:03.256	5.856	68.74	09:28:50.078
3 -	59.889	2.489	72.61	09:29:49.967
4 -	59.207	1.807	73.44	09:30:49.174
5 -	58.212	0.812	74.70	09:31:47.386
6 -	59.367	1.967	73.24	09:32:46.753
7 -	57.400 (1)		75.75	09:33:44.153
8 -	58.384	0.984	74.48	09:34:42.537
9 -	58.539	1.139	74.28	09:35:41.076
10 -	57.696 (3)	0.296	75.37	09:36:38.772
11 -	58.822	1.422	73.92	09:37:37.594
12 -	57.565 (2)	0.165	75.54	09:38:35.159
13 -	59.966	2.566	72.51	09:39:35.125
14 -	57.814	0.414	75.21	09:40:32.939
15 -	57.717	0.317	75.34	09:41:30.656

P29 722 Alan HAWKINS (M)

LAP	LAP TIME	DIFF	MPH	TIME OF DAY
1 -	5:26.296 P	4:28.705	13.32	09:27:53.083
2 -	1:03.704	6.113	68.26	09:28:56.787
3 -	58.274	0.683	74.62	09:29:55.061
4 -	58.307	0.716	74.58	09:30:53.368
5 -	58.089	0.498	74.86	09:31:51.457

Brands Hatch Indy

Circuit Length = 1.2079 miles

Start: 09:21 Flag 09:40 End: 09:41

Weather / Track : Bright / Dry

BRSCC Mazda MX-5 SuperCup Championship

QUALIFYING - RACE 2 - LAP ANALYSIS

DIFF = Difference To Personal Best Lap

6 -	59.791	2.200	72.73	09:32:51.248
7 -	58.015 (3)	0.424	74.95	09:33:49.263
8 -	59.508	1.917	73.07	09:34:48.771
9 -	58.814	1.223	73.93	09:35:47.585
10 -	57.619 (2)	0.028	75.47	09:36:45.204
11 -	59.226	1.635	73.42	09:37:44.430
12 -	57.591 (1)		75.50	09:38:42.021
13 -	1:03.441	5.850	68.54	09:39:45.462
14 -	58.502	0.911	74.33	09:40:43.964

P30 44 Scott WRIGHT

LAP	LAP TIME	DIFF	MPH	TIME OF DAY
1 -	4:24.299 P	3:26.544	16.45	09:27:13.448
2 -	1:05.638	7.883	66.25	09:28:19.086
3 -	59.231	1.476	73.41	09:29:18.317
4 -	57.755 (1)		75.29	09:30:16.072
5 -	1:16.849	19.094	56.58	09:31:32.921
6 -	1:51.261 P	53.506	39.08	09:33:24.182
7 -	1:00.459	2.704	71.92	09:34:24.641
8 -	58.006 (2)	0.251	74.96	09:35:22.647
9 -	58.125	0.370	74.81	09:36:20.772
10 -	4:00.554 D	2.796	71.81	09:37:21.323
11 -	58.227	0.472	74.68	09:38:19.550
12 -	58.076 (3)	0.321	74.87	09:39:17.626
13 -	59.230	1.475	73.41	09:40:16.856
14 -	58.399	0.644	74.46	09:41:15.255

P31 87 James DIXON

LAP	LAP TIME	DIFF	MPH	TIME OF DAY
1 -	5:28.430 P	4:30.349	13.24	09:27:51.457
2 -	1:05.547	7.466	66.34	09:28:57.004
3 -	1:00.624	2.543	71.73	09:29:57.628
4 -	59.046	0.965	73.64	09:30:56.674
5 -	58.544 (2)	0.463	74.27	09:31:55.218
6 -	1:01.019	2.938	71.26	09:32:56.237
7 -	58.798	0.717	73.95	09:33:55.035
8 -	58.081 (1)		74.87	09:34:53.116
9 -	58.731 (3)	0.650	74.04	09:35:51.847
10 -	59.140	1.059	73.53	09:36:50.987
11 -	59.417	1.336	73.18	09:37:50.404

P32 77 Seamus HEANEY

LAP	LAP TIME	DIFF	MPH	TIME OF DAY
1 -	5:28.589 P	4:30.074	13.23	09:27:49.125
2 -	1:04.046	5.531	67.89	09:28:53.171
3 -	59.228	0.713	73.42	09:29:52.399
4 -	59.280	0.765	73.35	09:30:51.679
5 -	58.955	0.440	73.76	09:31:50.634
6 -	1:01.149	2.634	71.11	09:32:51.783
7 -	1:00.261	1.746	72.16	09:33:52.044
8 -	1:00.037	1.522	72.43	09:34:52.081
9 -	58.515 (1)		74.31	09:35:50.596
10 -	59.586	1.071	72.98	09:36:50.182
11 -	1:00.847	2.332	71.46	09:37:51.029
12 -	58.550 (2)	0.035	74.27	09:38:49.579
13 -	59.974	1.459	72.50	09:39:49.553
14 -	58.598 (3)	0.083	74.21	09:40:48.151

P33 50 Bruce ROBINSON (M)(RES 2)

LAP	LAP TIME	DIFF	MPH	TIME OF DAY
1 -	6:36.214 P	5:37.498	10.97	09:28:57.705

DIFF = Difference To Personal Best Lap

2 -	1:09.059	10.343	62.96	09:30:06.764
3 -	1:01.808	3.092	70.35	09:31:08.572
4 -	59.412	0.696	73.19	09:32:07.984
5 -	59.286	0.570	73.34	09:33:07.270
6 -	59.210	0.494	73.44	09:34:06.480
7 -	58.999 (3)	0.283	73.70	09:35:05.479
8 -	1:59.536 P	1:00.820	36.37	09:37:05.015
9 -	1:01.364	2.648	70.86	09:38:06.379
10 -	58.860 (2)	0.144	73.88	09:39:05.239
11 -	58.716 (1)		74.06	09:40:03.955

P34 19 Liz WALTON (M)

LAP	LAP TIME	DIFF	MPH	TIME OF DAY
1 -	5:29.178 P	4:30.275	13.21	09:27:47.714
2 -	1:04.275	5.372	67.65	09:28:51.989
3 -	59.176 (3)	0.273	73.48	09:29:51.165
4 -	1:00.202	1.299	72.23	09:30:51.367
5 -	58.903 (1)		73.82	09:31:50.270
6 -	1:01.154	2.251	71.10	09:32:51.424
7 -	59.273	0.370	73.36	09:33:50.697
8 -	59.936	1.033	72.55	09:34:50.633
9 -	59.705	0.802	72.83	09:35:50.338
10 -	59.013 (2)	0.110	73.68	09:36:49.351
11 -	2:18.866 P	1:19.963	31.31	09:39:08.217
12 -	1:05.177	6.274	66.71	09:40:13.394
13 -	59.645	0.742	72.90	09:41:13.039

P35 26 Duncan HARRIS (M)

LAP	LAP TIME	DIFF	MPH	TIME OF DAY
1 -	1:00.293 (1)		72.12	09:30:38.521
2 -	1:01.056	0.763	71.22	09:31:39.577
3 -	1:00.675 (2)	0.382	71.67	09:32:40.252
4 -	1:00.787 (3)	0.494	71.53	09:33:41.039
5 -	1:01.102	0.809	71.16	09:34:42.141
6 -	1:01.473	1.180	70.74	09:35:43.614
7 -	1:02.456	2.163	69.62	09:36:46.070
8 -	1:01.626	1.333	70.56	09:37:47.696
9 -	1:02.119	1.826	70.00	09:38:49.815
10 -	1:02.467	2.174	69.61	09:39:52.282
11 -	1:02.558	2.265	69.51	09:40:54.840

Weather / Track : Bright / Dry

BRSCC Mazda MX-5 SuperCup Championship

QUALIFYING - RACE 2 - STATISTICS

Competitors Started 35
Planned Start 2020-10-24 @ 09:25:00.000
Actual Start 2020-10-24 @ 09:21:49.153
Finish Time 2020-10-24 @ 09:40:35.623
Track Length 1.2079mi.
Total Laps 488
Total Distance Covered 589.4774mi.

Session Fastest Lap History

NO	CL	NAME	LAP TIME	TIME OF DAY	LAP	VEHICLE
99	Pro	Nick RUTTER (M)	58.309	09:29:05.422	3	Mazda MX-5 Mk3
22	Pro	Chris DAWKINS (M)	57.931	09:29:05.672	3	Mazda MX-5 Mk3
7	Pro	Alex MILLER	57.691	09:29:08.179	3	Mazda MX-5 Mk3
10	Pro	Brayden FLETCHER	56.370	09:29:10.718	3	Mazda MX-5 Mk3
8	Pro	Samuel SMITH	56.044	09:29:26.516	3	Mazda MX-5 Mk3
4	Pro	Adam BESSELL	55.860	09:29:29.789	3	Mazda MX-5 Mk3
1	Pro	Luke HERBERT	55.747	09:30:56.891	4	Mazda MX-5 Mk3
8	Pro	Samuel SMITH	55.630	09:32:14.098	6	Mazda MX-5 Mk3
8	Pro	Samuel SMITH	55.426	09:33:09.524	7	Mazda MX-5 Mk3

Flag History

TYPE	TIME OF DAY
GREEN	09:21:49.153
RED	09:23:11.393
GREEN	09:26:58.121
FINISH	09:40:35.623

Flag Statistics

TYPE	COUNT	TOTAL LAPS	TOTAL TIME
Green	2	16	16:16.772
Red	1	0	3:46.728
Safety Car	0	0	0.000
FCY	0	0	0.000

BRSCC Mazda MX-5 SuperCup Championship

QUALIFYING - RACE 2 - STATISTICS

CLASS :

1 Starters

Fastest Lap History

NO	NAME	LAP TIME	TIME OF DAY	LAP	VEHICLE
50	Bruce ROBINSON (M)(RES 2)	1:01.808	09:31:08.588	3	Mazda MX-5 Mk3
50	Bruce ROBINSON (M)(RES 2)	59.412	09:32:07.919	4	Mazda MX-5 Mk3
50	Bruce ROBINSON (M)(RES 2)	59.286	09:33:07.285	5	Mazda MX-5 Mk3
50	Bruce ROBINSON (M)(RES 2)	59.210	09:34:06.495	6	Mazda MX-5 Mk3
50	Bruce ROBINSON (M)(RES 2)	58.999	09:35:05.493	7	Mazda MX-5 Mk3
50	Bruce ROBINSON (M)(RES 2)	58.860	09:39:05.254	10	Mazda MX-5 Mk3
50	Bruce ROBINSON (M)(RES 2)	58.716	09:40:03.969	11	Mazda MX-5 Mk3

Weather / Track : Bright / Dry

Results can be found at www.tsl-timing.com

Page 2 of 5

Brands Hatch Indy
Circuit Length = 1.2079 miles
Start: 09:21 Flag 09:40 End: 09:41

Printed - 09:44 Saturday, 24 October 2020

BRSCC Mazda MX-5 SuperCup Championship

QUALIFYING - RACE 2 - STATISTICS

CLASS : Club

11 Starters

Fastest Lap History

NO	NAME	LAP TIME	TIME OF DAY	LAP	VEHICLE
44	Scott WRIGHT	59.231	09:29:18.334	3	Mazda MX-5 Mk3
13	Richard AMOS	57.989	09:29:31.506	3	Mazda MX-5 Mk3
15	Clive POWLES (M)	57.440	09:29:45.050	3	Mazda Mx5 Mk3
13	Richard AMOS	55.944	09:30:27.444	4	Mazda MX-5 Mk3
13	Richard AMOS	55.875	09:33:16.640	7	Mazda MX-5 Mk3
13	Richard AMOS	55.750	09:34:12.390	8	Mazda MX-5 Mk3

Weather / Track : Bright / Dry

Results can be found at www.tsl-timing.com

Page 3 of 5

Brands Hatch Indy
Circuit Length = 1.2079 miles
Start: 09:21 Flag 09:40 End: 09:41

Printed - 09:44 Saturday, 24 October 2020

BRSCC Mazda MX-5 SuperCup Championship

QUALIFYING - RACE 2 - STATISTICS

CLASS : Pro

21 Starters

Fastest Lap History

NO	NAME	LAP TIME	TIME OF DAY	LAP	VEHICLE
99	Nick RUTTER (M)	58.309	09:29:05.422	3	Mazda MX-5 Mk3
22	Chris DAWKINS (M)	57.931	09:29:05.672	3	Mazda MX-5 Mk3
7	Alex MILLER	57.691	09:29:08.179	3	Mazda MX-5 Mk3
10	Brayden FLETCHER	56.370	09:29:10.718	3	Mazda MX-5 Mk3
8	Samuel SMITH	56.044	09:29:26.516	3	Mazda MX-5 Mk3
4	Adam BESSELL	55.860	09:29:29.789	3	Mazda MX-5 Mk3
1	Luke HERBERT	55.747	09:30:56.891	4	Mazda MX-5 Mk3
8	Samuel SMITH	55.630	09:32:14.098	6	Mazda MX-5 Mk3
8	Samuel SMITH	55.426	09:33:09.524	7	Mazda MX-5 Mk3

Weather / Track : Bright / Dry

Results can be found at www.tsl-timing.com

Page 4 of 5

Brands Hatch Indy
Circuit Length = 1.2079 miles
Start: 09:21 Flag 09:40 End: 09:41

Printed - 09:44 Saturday, 24 October 2020

BRSCC Mazda MX-5 SuperCup Championship

QUALIFYING - RACE 2 - STATISTICS

CLASS : TBA

2 Starters

Fastest Lap History

NO	NAME	LAP TIME	TIME OF DAY	LAP	VEHICLE
23	Martin TOLLEY (M)	56.981	09:29:14.025	4	Mazda MX-5 Mk3
116	Simon BALDWIN (M)	56.378	09:29:27.973	3	Mazda MX-5 Mk3
116	Simon BALDWIN (M)	55.982	09:32:17.388	6	Mazda MX-5 Mk3

Weather / Track : Bright / Dry

Results can be found at www.tsl-timing.com

Page 5 of 5

Brands Hatch Indy
Circuit Length = 1.2079 miles
Start: 09:21 Flag 09:40 End: 09:41

Printed - 09:44 Saturday, 24 October 2020




BRSCC Mazda MX-5 SuperCup Championship

RACE 2 - GRID (15 minutes)

ROW 17	33	19	58.903 Liz WALTON (M)	34	26	1:00.293 Duncan HARRIS (M)	
ROW 16		31	87	58.081 James DIXON	32	77	58.515 Seamus HEANEY
ROW 15	29	722	57.591 Alan HAWKINS (M)	30	44	57.755 Scott WRIGHT	
ROW 14		27	419	56.959 Martyn CANNING	28	66	57.400 Martin HEATH (M)
ROW 13	25	15	56.802 Clive POWLES (M)	26	70	56.933 Xavier BROOKE (M)	
ROW 12		23	11	56.628 Kelvin FLETCHER	24	23	56.747 Martin TOLLEY (M)
ROW 11	21	69	56.530 George GRANT (M)	22	36	56.619 David HENDERSON	
ROW 10		19	99	56.487 Nick RUTTER (M)	20	96	56.521 Christopher RICHARDSON
ROW 9	17	12	56.298 Declan LEE	18	107	56.362 Sam BAILEY (M)	
ROW 8		15	82	56.174 Michael KNIBBS	16	22	56.204 Chris DAWKINS (M)
ROW 7	13	91	56.086 Jack SYCAMORE	14	10	56.101 Brayden FLETCHER	
ROW 6		11	55	56.007 Simon FLEET (M)	12	7	56.017 Alex MILLER
ROW 5	9	18	55.991 Will BLACKWELL-CHAMBERS	10	223	55.994 Garry TOWNSEND (M)	
ROW 4		7	5	55.945 John LANGRIDGE	8	116	55.982 Simon BALDWIN (M)
ROW 3	5	24	55.922 James COSSINS	6	88	55.925 Colin BYSOUTH	
ROW 2		3	1	55.747 Luke HERBERT	4	13	55.750 Richard AMOS
ROW 1	1	8	55.426 Samuel SMITH	2	4	55.566 Adam BESSELL	

Pole



Reserve - Car 50

Brands Hatch Indy
 Circuit Length = 1.2079 miles

These results are provisional until the conclusion of any judicial and technical matters.


Clerk Of Course :	Steward :	Timekeeper :
-------------------	-----------	--------------

Results can be found at www.tsl-timing.com

Printed - 09:46 Saturday, 24 October 2020

BRSCC Mazda MX-5 SuperCup Championship

RACE 9 - GRID (15 minutes) - AMENDED

ROW 17	33	50 Bruce ROBINSON (M)	
ROW 16	31	19 59.013 Liz WALTON (M)	32 26 1:00.675 Duncan HARRIS (M)
ROW 15	29	87 58.544 James DIXON	30 77 58.550 Seamus HEANEY
ROW 14	27	722 57.619 Alan HAWKINS (M)	28 44 58.006 Scott WRIGHT
ROW 13	25	36 57.124 David HENDERSON	26 66 57.565 Martin HEATH (M)
ROW 12	23	419 57.037 Martyn CANNING	24 70 57.124 Xavier BROOKE (M)
ROW 11	21	23 56.763 Martin TOLLEY (M)	22 15 56.815 Clive POWLES (M)
ROW 10	19	11 56.629 Kelvin FLETCHER	20 107 56.641 Sam BAILEY (M)
ROW 9	17	96 56.535 Christopher RICHARDSON	18 99 56.621 Nick RUTTER (M)
ROW 8	15	22 56.473 Chris DAWKINS (M)	16 69 56.532 George GRANT (M)
ROW 7	13	10 56.275 Brayden FLETCHER	14 12 56.365 Declan LEE
ROW 6	11	82 56.193 Michael KNIBBS	12 7 56.234 Alex MILLER
ROW 5	9	223 56.176 Garry TOWNSEND (M)	10 91 56.184 Jack SYCAMORE
ROW 4	7	88 56.142 Colin BYSOUTH	8 55 56.145 Simon FLEET (M)
ROW 3	5	18 56.050 Will BLACKWELL-CHAMBERS	6 116 56.084 Simon BALDWIN (M)
ROW 2	3	24 55.930 James COSSINS	4 5 55.997 John LANGRIDGE
ROW 1	1	8 55.513 Samuel SMITH	2 4 55.724 Adam BESSELL
Pole			
			

Cars 1 & 13 - Non starters

Car 50 - Permitted to start from back of grid

Brands Hatch Indy

Circuit Length = 1.2079 miles

These results are provisional until the conclusion of any judicial and technical matters.

Clerk Of Course :	Steward :	Timekeeper :

Results can be found at www.tsl-timing.com

Printed - 14:42 Saturday, 24 October 2020

BRSCC Mazda MX-5 SuperCup Championship

RACE 2 - RESTART - CLASSIFICATION



POS	NO	CL	PIC NAME	ENTRY	LAPS	TIME	GAP	DIFF	MPH	BEST	ON
1	8	Pro	1 Samuel SMITH	Mazda MX-5 Mk3	6	5:46.237			75.35	56.476	2
2	4	Pro	2 Adam BESSELL	Mazda MX-5 Mk3	6	5:47.848	1.611	1.611	75.00	56.773	3
3	91	Pro	3 Jack SYCAMORE	Mazda MX-5 Mk3	6	5:49.253	3.016	1.405	74.70	56.781	2
4	24	Pro	4 James COSSINS	Mazda MX-5 Mk3	6	5:49.720	3.483	0.467	74.60	56.654	2
5	82	Pro	5 Michael KNIBBS	Mazda MX-5 Mk3	6	5:52.278	6.041	2.558	74.06	56.991	2
6	12	Pro	6 Declan LEE	Mazda MX-5 Mk3	6	5:54.528	8.291	2.250	73.59	57.092	3
7	223	Pro	7 Garry TOWNSEND (M)	Mazda MX-5 Mk3	6	5:54.704	8.467	0.176	73.55	56.694	2
8	18	Pro	8 Will BLACKWELL-CHAMBERS	Mazda MX-5 Mk3	6	5:54.961	8.724	0.257	73.50	56.628	2
9	96	Pro	9 Christopher RICHARDSON	Mazda MX-5 Mk3	6	5:55.337	9.100	0.376	73.42	56.824	2
10	88	Pro	10 Colin BYSOUTH	Mazda MX-5 Mk3	6	5:55.475	9.238	0.138	73.39	57.040	3
11	99	Pro	11 Nick RUTTER (M)	Mazda MX-5 Mk3	6	5:55.737	9.500	0.262	73.34	56.896	3
12	55	Pro	12 Simon FLEET (M)	Mazda MX-5 Mk3	6	5:56.911	10.674	1.174	73.10	57.286	3
13	107	Pro	13 Sam BAILEY (M)	Mazda MX-5 Mk3	6	5:57.349	11.112	0.438	73.01	57.116	4
14	22	Pro	14 Chris DAWKINS (M)	Mazda MX-5 Mk3	6	6:00.809	14.572	3.460	72.31	57.001	2
15	66	Club	1 Martin HEATH (M)	Mazda MX-5 Mk3	6	6:01.295	15.058	0.486	72.21	57.810	4
16	419	Club	2 Martyn CANNING	Mazda MX-5 Mk3	6	6:01.446	15.209	0.151	72.18	57.374	4
17	11	Pro	15 Kelvin FLETCHER	Mazda MX-5 Mk3	6	6:01.604	15.367	0.158	72.15	56.964	3
18	5	Pro	16 John LANGRIDGE	Mazda MX-5 Mk3	6	6:01.827	15.590	0.223	72.11	57.088	5
19	10	Pro	17 Brayden FLETCHER	Mazda MX-5 Mk3	6	6:02.123	15.886	0.296	72.05	57.460	4
20	722	Club	3 Alan HAWKINS (M)	Mazda MX-5 Mk3	6	6:02.664	16.427	0.541	71.94	58.080	4
21	36	Pro	18 David HENDERSON	Mazda MX-5 Mk3	6	6:03.270	17.033	0.606	71.82	57.825	4
22	70	Club	4 Xavier BROOKE (M)	Mazda MX-5 Mk3	6	6:03.668	17.431	0.398	71.74	58.138	4
23	116	TBA	1 Simon BALDWIN (M)	Mazda MX-5 Mk3	6	6:04.071	17.834	0.403	71.66	58.035	5
24	7	Pro	19 Alex MILLER	Mazda MX-5 Mk3	6	6:04.200	17.963	0.129	71.64	58.036	4
25	69	Pro	20 George GRANT (M)	Mazda MX-5 Mk3	6	6:04.468	18.231	0.268	71.58	58.152	4
26	77	Club	5 Seamus HEANEY	Mazda MX-5 Mk3	6	6:08.655	22.418	4.187	70.77	59.317	3
27	15	Club	6 Clive POWLES (M)	Mazda Mx5 Mk3	6	6:08.847	22.610	0.192	70.73	57.554	4
28	87	Club	7 James DIXON	Mazda MX-5 Mk3	6	6:15.352	29.115	6.505	69.51	59.585	4
29	19	Club	8 Liz WALTON (M)	Mazda MX-5 Mk3	6	6:18.911	32.674	3.559	68.85	1:00.252	2
30	26	Club	9 Duncan HARRIS (M)	Mazda MX-5 Mk3	6	6:19.299	33.062	0.388	68.78	1:00.177	4
31	44	Club	10 Scott WRIGHT	Mazda MX-5 Mk3	6	6:46.442	1:00.205	27.143	64.19	58.607	4

NOT CLASSIFIED

DNF	23	TBA	Martin TOLLEY (M)	Mazda MX-5 Mk3	5	4:56.291	1 Lap	1 Lap	73.38	56.716	2
DNF	1	Pro	Luke HERBERT	Mazda MX-5 Mk3	0						
DNF	13	Club	Richard AMOS	Mazda MX-5 Mk3	0						

FASTEST LAP

	8	Pro	Samuel SMITH	Mazda MX-5 Mk3	2	56.476	76.99 mph	123.91 kph
	23	TBA	Martin TOLLEY (M)	Mazda MX-5 Mk3	2	56.716	76.67 mph	123.39 kph
	419	Club	Martyn CANNING	Mazda MX-5 Mk3	4	57.374	75.79 mph	121.97 kph

Cars 1 & 13 - Did not restart after Red Flag

Brands Hatch Indy
Circuit Length = 1.2079 miles
Start: 13:42 Flag 13:48 End: 13:49

Weather / Track : Cloudy / Dry
These results are provisional until the conclusion of any judicial and technical matters.

Clerk Of Course :	Steward :	Timekeeper :
-------------------	-----------	--------------

BRSCC Mazda MX-5 SuperCup Championship

RACE 2 - RESTART - LAP CHART

LAP 1 @ 13:43:29.189			LAP 2 @ 13:44:25.665			LAP 3 @ 13:45:22.348			LAP 4 @ 13:46:19.001			LAP 5 @ 13:47:15.901		
NO	BEHIND	LAP TIME	NO	BEHIND	LAP TIME	NO	BEHIND	LAP TIME	NO	BEHIND	LAP TIME	NO	BEHIND	LAP TIME
8		1:02.524	8		56.476	8		56.683	8		56.653	8		56.900
4	0.286	1:02.810	4	0.589	56.779	4	0.679	56.773	4	0.861	56.835	4	1.168	57.207
223	1.111	1:03.635	223	1.329	56.694	91	2.062	57.179	91	2.498	57.089	91	2.740	57.142
91	1.261	1:03.785	91	1.566	56.781	24	2.867	57.682	24	3.246	57.032	24	3.359	57.013
24	1.690	1:04.214	24	1.868	56.654	82	3.064	57.311	82	4.100	57.689	82	4.790	57.590
82	1.921	1:04.445	82	2.436	56.991	223	3.093	58.447	12	4.790	57.942	12	5.666	57.776
12	2.456	1:04.980	12	3.092	57.112	12	3.501	57.092	18	4.997	57.931	18	5.865	57.768
18	3.139	1:05.663	18	3.291	56.628	18	3.719	57.111	223	5.045	58.605	223	6.610	58.465
22	3.495	1:06.019	22	4.020	57.001	22	4.932	57.595	22	5.814	57.535	23	7.055	58.009
96	3.821	1:06.345	96	4.169	56.824	96	5.105	57.619	23	5.946	57.356	22	7.228	58.314
23	4.211	1:06.735	23	4.451	56.716	23	5.243	57.475	96	6.537	58.085	96	7.268	57.631
88	4.349	1:06.873	88	5.029	57.156	88	5.386	57.040	88	6.729	57.996	88	7.424	57.595
99	4.616	1:07.140	99	5.545	57.405	99	5.758	56.896	99	7.586	58.481	99	7.841	57.155
55	4.655	1:07.179	11	5.867	57.114	11	6.148	56.964	55	8.395	57.515	55	9.099	57.604
11	5.229	1:07.753	55	6.930	58.751	55	7.533	57.286	107	9.876	57.116	107	10.609	57.633
15	5.577	1:08.101	107	7.431	57.770	107	9.413	58.665	11	10.816	1:01.321	66	12.919	58.582
107	6.137	1:08.661	15	7.950	58.849	66	10.080	58.380	66	11.237	57.810	11	13.164	59.248
66	6.170	1:08.694	66	8.383	58.689	10	10.618	58.547	10	11.425	57.460	419	13.362	58.576
10	6.573	1:09.097	10	8.754	58.657	419	10.965	58.068	419	11.686	57.374	5	13.782	57.088
722	6.843	1:09.367	722	9.073	58.706	722	12.379	59.989	5	13.594	57.450	10	14.096	59.571
70	7.181	1:09.705	419	9.580	58.758	5	12.797	59.641	722	13.806	58.080	722	15.174	58.268
419	7.298	1:09.822	5	9.839	58.745	36	13.034	58.744	36	14.206	57.825	36	15.581	58.275
69	7.440	1:09.964	116	10.302	58.775	70	13.201	59.240	70	14.686	58.138	70	16.023	58.237
5	7.570	1:10.094	70	10.644	59.939	116	13.347	59.728	116	15.066	58.372	116	16.201	58.035
116	8.003	1:10.527	36	10.973	59.290	7	13.895	59.069	7	15.278	58.036	7	16.553	58.175
36	8.159	1:10.683	69	10.995	1:00.031	69	14.027	59.715	69	15.526	58.152	69	16.827	58.201
7	8.440	1:10.964	7	11.509	59.545	77	14.832	59.317	77	17.568	59.389	77	20.078	59.410
77	8.970	1:11.494	77	12.198	59.704	44	16.082	1:00.171	44	18.036	58.607	44	20.369	59.233
44	9.381	1:11.905	44	12.594	59.689	15	18.316	1:07.049	15	19.217	57.554	15	20.664	58.347
87	10.460	1:12.984	87	13.936	59.952	87	19.299	1:02.046	87	22.231	59.585	87	24.991	59.660
19	11.166	1:13.690	19	14.942	1:00.252	19	19.522	1:01.263	19	23.558	1:00.689	19	27.115	1:00.457
26	11.324	1:13.848	26	15.848	1:01.000	26	20.327	1:01.162	26	23.851	1:00.177	26	27.566	1:00.615

Weather / Track : Cloudy / Dry

Brands Hatch Indy
 Circuit Length = 1.2079 miles
 Start: 13:42 Flag 13:48 End: 13:49

BRSCC Mazda MX-5 SuperCup Championship

RACE 2 - RESTART - LAP CHART

LAP 6 @ 13:48:12.902

NO	BEHIND	LAP TIME
8		57.001
4	1.611	57.444
91	3.016	57.277
24	3.483	57.125
82	6.041	58.252
12	8.291	59.626
223	8.467	58.858
18	8.724	59.860
96	9.100	58.833
88	9.238	58.815
99	9.500	58.660
55	10.674	58.576
107	11.112	57.504
22	14.572	1:04.345
66	15.058	59.140
419	15.209	58.848
11	15.367	59.204
5	15.590	58.809
10	15.886	58.791
722	16.427	58.254
36	17.033	58.453
70	17.431	58.409
116	17.834	58.634
7	17.963	58.411
69	18.231	58.405
77	22.418	59.341
15	22.610	58.947
87	29.115	1:01.125
19	32.674	1:02.560
26	33.062	1:02.497
44	1:00.205	1:36.837

Weather / Track : Cloudy / Dry

Results can be found at www.tsl-timing.com

Page 2 of 2

Brands Hatch Indy
Circuit Length = 1.2079 miles
Start: 13:42 Flag 13:48 End: 13:49

Printed - 13:59 Saturday, 24 October 2020

BRSCC Mazda MX-5 SuperCup Championship

RACE 2 - RESTART - LAP ANALYSIS

DIFF = Difference To Personal Best Lap

P1 8 Samuel SMITH				
LAP	LAP TIME	DIFF	MPH	TIME OF DAY
1 -	1:02.524	6.048	69.55	13:43:29.189
2 -	56.476 (1)		76.99	13:44:25.665
3 -	56.683 (3)	0.207	76.71	13:45:22.348
4 -	56.653 (2)	0.177	76.75	13:46:19.001
5 -	56.900	0.424	76.42	13:47:15.901
6 -	57.001	0.525	76.28	13:48:12.902

P2 4 Adam BESSELL				
LAP	LAP TIME	DIFF	MPH	TIME OF DAY
1 -	1:02.810	6.037	69.23	13:43:29.475
2 -	56.779 (2)	0.006	76.58	13:44:26.254
3 -	56.773 (1)		76.59	13:45:23.027
4 -	56.835 (3)	0.062	76.51	13:46:19.862
5 -	57.207	0.434	76.01	13:47:17.069
6 -	57.444	0.671	75.70	13:48:14.513

P3 91 Jack SYCAMORE				
LAP	LAP TIME	DIFF	MPH	TIME OF DAY
1 -	1:03.785	7.004	68.17	13:43:30.450
2 -	56.781 (1)		76.58	13:44:27.231
3 -	57.179	0.398	76.05	13:45:24.410
4 -	57.089 (2)	0.308	76.17	13:46:21.499
5 -	57.142 (3)	0.361	76.10	13:47:18.641
6 -	57.277	0.496	75.92	13:48:15.918

P4 24 James COSSINS				
LAP	LAP TIME	DIFF	MPH	TIME OF DAY
1 -	1:04.214	7.560	67.71	13:43:30.879
2 -	56.654 (1)		76.75	13:44:27.533
3 -	57.682	1.028	75.38	13:45:25.215
4 -	57.032 (3)	0.378	76.24	13:46:22.247
5 -	57.013 (2)	0.359	76.27	13:47:19.260
6 -	57.125	0.471	76.12	13:48:16.385

P5 82 Michael KNIBBS				
LAP	LAP TIME	DIFF	MPH	TIME OF DAY
1 -	1:04.445	7.454	67.47	13:43:31.110
2 -	56.991 (1)		76.30	13:44:28.101
3 -	57.311 (2)	0.320	75.87	13:45:25.412
4 -	57.689	0.698	75.38	13:46:23.101
5 -	57.590 (3)	0.599	75.50	13:47:20.691
6 -	58.252	1.261	74.65	13:48:18.943

P6 12 Declan LEE				
LAP	LAP TIME	DIFF	MPH	TIME OF DAY
1 -	1:04.980	7.888	66.92	13:43:31.645
2 -	57.112 (2)	0.020	76.14	13:44:28.757
3 -	57.092 (1)		76.16	13:45:25.849
4 -	57.942	0.850	75.05	13:46:23.791
5 -	57.776 (3)	0.684	75.26	13:47:21.567
6 -	59.626	2.534	72.93	13:48:21.193

P7 223 Garry TOWNSEND (M)				
LAP	LAP TIME	DIFF	MPH	TIME OF DAY
1 -	1:03.635	6.941	68.33	13:43:30.300
2 -	56.694 (1)		76.70	13:44:26.994

DIFF = Difference To Personal Best Lap

3 -	58.447 (2)	1.753	74.40	13:45:25.441
4 -	58.605	1.911	74.20	13:46:24.046
5 -	58.465 (3)	1.771	74.37	13:47:22.511
6 -	58.858	2.164	73.88	13:48:21.369

P8 18 Will BLACKWELL-CHAMBERS				
LAP	LAP TIME	DIFF	MPH	TIME OF DAY
1 -	1:05.663	9.035	66.22	13:43:32.328
2 -	56.628 (1)		76.79	13:44:28.956
3 -	57.111 (2)	0.483	76.14	13:45:26.067
4 -	57.931	1.303	75.06	13:46:23.998
5 -	57.768 (3)	1.140	75.27	13:47:21.766
6 -	59.860	3.232	72.64	13:48:21.626

P9 96 Christopher RICHARDSON				
LAP	LAP TIME	DIFF	MPH	TIME OF DAY
1 -	1:06.345	9.521	65.54	13:43:33.010
2 -	56.824 (1)		76.52	13:44:29.834
3 -	57.619 (2)	0.795	75.47	13:45:27.453
4 -	58.085	1.261	74.86	13:46:25.538
5 -	57.631 (3)	0.807	75.45	13:47:23.169
6 -	58.833	2.009	73.91	13:48:22.002

P10 88 Colin BYSOUTH				
LAP	LAP TIME	DIFF	MPH	TIME OF DAY
1 -	1:06.873	9.833	65.02	13:43:33.538
2 -	57.156 (2)	0.116	76.08	13:44:30.694
3 -	57.040 (1)		76.23	13:45:27.734
4 -	57.996	0.956	74.98	13:46:25.730
5 -	57.595 (3)	0.555	75.50	13:47:23.325
6 -	58.815	1.775	73.93	13:48:22.140

P11 99 Nick RUTTER (M)				
LAP	LAP TIME	DIFF	MPH	TIME OF DAY
1 -	1:07.140	10.244	64.76	13:43:33.805
2 -	57.405 (3)	0.509	75.75	13:44:31.210
3 -	56.896 (1)		76.43	13:45:28.106
4 -	58.481	1.585	74.35	13:46:26.587
5 -	57.155 (2)	0.259	76.08	13:47:23.742
6 -	58.660	1.764	74.13	13:48:22.402

P12 55 Simon FLEET (M)				
LAP	LAP TIME	DIFF	MPH	TIME OF DAY
1 -	1:07.179	9.893	64.73	13:43:33.844
2 -	58.751	1.465	74.01	13:44:32.595
3 -	57.286 (1)		75.91	13:45:29.881
4 -	57.515 (2)	0.229	75.60	13:46:27.396
5 -	57.604 (3)	0.318	75.49	13:47:25.000
6 -	58.576	1.290	74.23	13:48:23.576

P13 107 Sam BAILEY (M)				
LAP	LAP TIME	DIFF	MPH	TIME OF DAY
1 -	1:08.661	11.545	63.33	13:43:35.326
2 -	57.770	0.654	75.27	13:44:33.096
3 -	58.665	1.549	74.12	13:45:31.761
4 -	57.116 (1)		76.13	13:46:28.877
5 -	57.633 (3)	0.517	75.45	13:47:26.510
6 -	57.504 (2)	0.388	75.62	13:48:24.014

Weather / Track : Cloudy / Dry

BRSCC Mazda MX-5 SuperCup Championship

RACE 2 - RESTART - LAP ANALYSIS

DIFF = Difference To Personal Best Lap

P14 22 Chris DAWKINS (M)				
LAP	LAP TIME	DIFF	MPH	TIME OF DAY
1 -	1:06.019	9.018	65.86	13:43:32.684
2 -	57.001 (1)		76.28	13:44:29.685
3 -	57.595 (3)	0.594	75.50	13:45:27.280
4 -	57.535 (2)	0.534	75.58	13:46:24.815
5 -	58.314	1.313	74.57	13:47:23.129
6 -	1:04.345	7.344	67.58	13:48:27.474

P15 66 Martin HEATH (M)				
LAP	LAP TIME	DIFF	MPH	TIME OF DAY
1 -	1:08.694	10.884	63.30	13:43:35.359
2 -	58.689	0.879	74.09	13:44:34.048
3 -	58.380 (2)	0.570	74.48	13:45:32.428
4 -	57.810 (1)		75.22	13:46:30.238
5 -	58.582 (3)	0.772	74.23	13:47:28.820
6 -	59.140	1.330	73.53	13:48:27.960

P16 419 Martyn CANNING				
LAP	LAP TIME	DIFF	MPH	TIME OF DAY
1 -	1:09.822	12.448	62.28	13:43:36.487
2 -	58.758	1.384	74.00	13:44:35.245
3 -	58.068 (2)	0.694	74.88	13:45:33.313
4 -	57.374 (1)		75.79	13:46:30.687
5 -	58.576 (3)	1.202	74.23	13:47:29.263
6 -	58.848	1.474	73.89	13:48:28.111

P17 11 Kelvin FLETCHER				
LAP	LAP TIME	DIFF	MPH	TIME OF DAY
1 -	1:07.753	10.789	64.18	13:43:34.418
2 -	57.114 (2)	0.150	76.13	13:44:31.532
3 -	56.964 (1)		76.33	13:45:28.496
4 -	1:01.321	4.357	70.91	13:46:29.817
5 -	59.248	2.284	73.39	13:47:29.065
6 -	59.204 (3)	2.240	73.45	13:48:28.269

P18 5 John LANGRIDGE				
LAP	LAP TIME	DIFF	MPH	TIME OF DAY
1 -	1:10.094	13.006	62.03	13:43:36.759
2 -	58.745 (3)	1.657	74.02	13:44:35.504
3 -	59.641	2.553	72.91	13:45:35.145
4 -	57.450 (2)	0.362	75.69	13:46:32.595
5 -	57.088 (1)		76.17	13:47:29.683
6 -	58.809	1.721	73.94	13:48:28.492

P19 10 Brayden FLETCHER				
LAP	LAP TIME	DIFF	MPH	TIME OF DAY
1 -	1:09.097	11.637	62.93	13:43:35.762
2 -	58.657 (3)	1.197	74.13	13:44:34.419
3 -	58.547 (2)	1.087	74.27	13:45:32.966
4 -	57.460 (1)		75.68	13:46:30.426
5 -	59.571	2.111	72.99	13:47:29.997
6 -	58.791	1.331	73.96	13:48:28.788

P20 722 Alan HAWKINS (M)				
LAP	LAP TIME	DIFF	MPH	TIME OF DAY
1 -	1:09.367	11.287	62.68	13:43:36.032
2 -	58.706	0.626	74.07	13:44:34.738

DIFF = Difference To Personal Best Lap

3 -	59.989	1.909	72.49	13:45:34.727
4 -	58.080 (1)		74.87	13:46:32.807
5 -	58.268 (3)	0.188	74.63	13:47:31.075
6 -	58.254 (2)	0.174	74.64	13:48:29.329

P21 36 David HENDERSON				
LAP	LAP TIME	DIFF	MPH	TIME OF DAY
1 -	1:10.683	12.858	61.52	13:43:37.348
2 -	59.290	1.465	73.34	13:44:36.638
3 -	58.744	0.919	74.02	13:45:35.382
4 -	57.825 (1)		75.20	13:46:33.207
5 -	58.275 (2)	0.450	74.62	13:47:31.482
6 -	58.453 (3)	0.628	74.39	13:48:29.935

P22 70 Xavier BROOKE (M)				
LAP	LAP TIME	DIFF	MPH	TIME OF DAY
1 -	1:09.705	11.567	62.38	13:43:36.370
2 -	59.939	1.801	72.55	13:44:36.309
3 -	59.240	1.102	73.40	13:45:35.549
4 -	58.138 (1)		74.79	13:46:33.687
5 -	58.237 (2)	0.099	74.67	13:47:31.924
6 -	58.409 (3)	0.271	74.45	13:48:30.333

P23 116 Simon BALDWIN (M)				
LAP	LAP TIME	DIFF	MPH	TIME OF DAY
1 -	1:10.527	12.492	61.65	13:43:37.192
2 -	58.775	0.740	73.98	13:44:35.967
3 -	59.728	1.693	72.80	13:45:35.695
4 -	58.372 (2)	0.337	74.49	13:46:34.067
5 -	58.035 (1)		74.93	13:47:32.102
6 -	58.634 (3)	0.599	74.16	13:48:30.736

P24 7 Alex MILLER				
LAP	LAP TIME	DIFF	MPH	TIME OF DAY
1 -	1:10.964	12.928	61.27	13:43:37.629
2 -	59.545	1.509	73.03	13:44:37.174
3 -	59.069	1.033	73.61	13:45:36.243
4 -	58.036 (1)		74.92	13:46:34.279
5 -	58.175 (2)	0.139	74.75	13:47:32.454
6 -	58.411 (3)	0.375	74.44	13:48:30.865

P25 69 George GRANT (M)				
LAP	LAP TIME	DIFF	MPH	TIME OF DAY
1 -	1:09.964	11.812	62.15	13:43:36.629
2 -	1:00.031	1.879	72.43	13:44:36.660
3 -	59.715	1.563	72.82	13:45:36.375
4 -	58.152 (1)		74.77	13:46:34.527
5 -	58.201 (2)	0.049	74.71	13:47:32.728
6 -	58.405 (3)	0.253	74.45	13:48:31.133

P26 77 Seamus HEANEY				
LAP	LAP TIME	DIFF	MPH	TIME OF DAY
1 -	1:11.494	12.177	60.82	13:43:38.159
2 -	59.704	0.387	72.83	13:44:37.863
3 -	59.317 (1)		73.31	13:45:37.180
4 -	59.389 (3)	0.072	73.22	13:46:36.569
5 -	59.410	0.093	73.19	13:47:35.979
6 -	59.341 (2)	0.024	73.28	13:48:35.320

Weather / Track : Cloudy / Dry

BRSCC Mazda MX-5 SuperCup Championship

RACE 2 - RESTART - LAP ANALYSIS

DIFF = Difference To Personal Best Lap

P27 15 Clive POWLES (M)				
LAP	LAP TIME	DIFF	MPH	TIME OF DAY
1 -	1:08.101	10.547	63.85	13:43:34.766
2 -	58.849 (3)	1.295	73.89	13:44:33.615
3 -	1:07.049	9.495	64.85	13:45:40.664
4 -	57.554 (1)		75.55	13:46:38.218
5 -	58.347 (2)	0.793	74.53	13:47:36.565
6 -	58.947	1.393	73.77	13:48:35.512

P28 87 James DIXON				
LAP	LAP TIME	DIFF	MPH	TIME OF DAY
1 -	1:12.984	13.399	59.58	13:43:39.649
2 -	59.952 (3)	0.367	72.53	13:44:39.601
3 -	1:02.046	2.461	70.08	13:45:41.647
4 -	59.585 (1)		72.98	13:46:41.232
5 -	59.660 (2)	0.075	72.88	13:47:40.892
6 -	1:01.125	1.540	71.14	13:48:42.017

P29 19 Liz WALTON (M)				
LAP	LAP TIME	DIFF	MPH	TIME OF DAY
1 -	1:13.690	13.438	59.01	13:43:40.355
2 -	1:00.252 (1)		72.17	13:44:40.607
3 -	1:01.263	1.011	70.98	13:45:41.870
4 -	1:00.689 (3)	0.437	71.65	13:46:42.559
5 -	1:00.457 (2)	0.205	71.92	13:47:43.016
6 -	1:02.560	2.308	69.51	13:48:45.576

P30 26 Duncan HARRIS (M)				
LAP	LAP TIME	DIFF	MPH	TIME OF DAY
1 -	1:13.848	13.671	58.88	13:43:40.513
2 -	1:01.000 (3)	0.823	71.28	13:44:41.513
3 -	1:01.162	0.985	71.09	13:45:42.675
4 -	1:00.177 (1)		72.26	13:46:42.852
5 -	1:00.615 (2)	0.438	71.74	13:47:43.467
6 -	1:02.497	2.320	69.58	13:48:45.964

P31 44 Scott WRIGHT				
LAP	LAP TIME	DIFF	MPH	TIME OF DAY
1 -	1:11.905	13.298	60.47	13:43:38.570
2 -	59.689 (3)	1.082	72.85	13:44:38.259
3 -	1:00.171	1.564	72.27	13:45:38.430
4 -	58.607 (1)		74.19	13:46:37.037
5 -	59.233 (2)	0.626	73.41	13:47:36.270
6 -	1:36.837	38.230	44.90	13:49:13.107

P32 23 Martin TOLLEY (M)				
LAP	LAP TIME	DIFF	MPH	TIME OF DAY
1 -	1:06.735	10.019	65.16	13:43:33.400
2 -	56.716 (1)		76.67	13:44:30.116
3 -	57.475 (3)	0.759	75.66	13:45:27.591
4 -	57.356 (2)	0.640	75.81	13:46:24.947
5 -	58.009	1.293	74.96	13:47:22.956

BRSCC Mazda MX-5 SuperCup Championship

RACE 2 - RESTART - STATISTICS

Competitors Started 32
Planned Start 2020-10-24 @ 13:55:00.000
Actual Start 2020-10-24 @ 13:42:26.664
Finish Time 2020-10-24 @ 13:48:11.766
Track Length 1.2079mi.
Total Laps 191
Total Distance Covered 230.7176mi.

Session Fastest Lap History

NO	CL	NAME	LAP TIME	TIME OF DAY	LAP	VEHICLE
8	Pro	Samuel SMITH	1:02.524	13:43:29.210	1	Mazda MX-5 Mk3
8	Pro	Samuel SMITH	56.476	13:44:25.686	2	Mazda MX-5 Mk3

Session Leader History

NO	CL	NAME	FROM LAP	LAPS LED	DISTANCE	VEHICLE
8	Pro	Samuel SMITH	1	6	7.24 miles	Mazda MX-5 Mk3

Flag History

TYPE	TIME OF DAY
GREEN	13:42:26.664
FINISH	13:48:11.766

Flag Statistics

TYPE	COUNT	TOTAL LAPS	TOTAL TIME
Green	1	6	7:01.630
Red	0	0	0.000
Safety Car	0	0	0.000
FCY	0	0	0.000

BRSCC Mazda MX-5 SuperCup Championship

RACE 2 - RESTART - STATISTICS

CLASS : Club

10 Starters

Fastest Lap History

NO	NAME	LAP TIME	TIME OF DAY	LAP	VEHICLE
15	Clive POWLES (M)	1:08.101	13:43:34.766	1	Mazda Mx5 Mk3
15	Clive POWLES (M)	58.849	13:44:33.615	2	Mazda Mx5 Mk3
66	Martin HEATH (M)	58.689	13:44:34.060	2	Mazda MX-5 Mk3
66	Martin HEATH (M)	58.380	13:45:32.447	3	Mazda MX-5 Mk3
419	Martyn CANNING	58.068	13:45:33.329	3	Mazda MX-5 Mk3
66	Martin HEATH (M)	57.810	13:46:30.250	4	Mazda MX-5 Mk3
419	Martyn CANNING	57.374	13:46:30.696	4	Mazda MX-5 Mk3

Leader History

NO	NAME	FROM LAP	LAPS LED	DISTANCE	VEHICLE
15	Clive POWLES (M)	1	2	2.41 miles	Mazda Mx5 Mk3
66	Martin HEATH (M)	3	4	4.83 miles	Mazda MX-5 Mk3

BRSCC Mazda MX-5 SuperCup Championship

RACE 2 - RESTART - STATISTICS

CLASS : Pro

20 Starters

Fastest Lap History

NO	NAME	LAP TIME	TIME OF DAY	LAP	VEHICLE
8	Samuel SMITH	1:02.524	13:43:29.210	1	Mazda MX-5 Mk3
8	Samuel SMITH	56.476	13:44:25.686	2	Mazda MX-5 Mk3

Leader History

NO	NAME	FROM LAP	LAPS LED	DISTANCE	VEHICLE
8	Samuel SMITH	1	6	7.24 miles	Mazda MX-5 Mk3

BRSCC Mazda MX-5 SuperCup Championship

RACE 2 - RESTART - STATISTICS

CLASS : TBA

2 Starters

Fastest Lap History

NO	NAME	LAP TIME	TIME OF DAY	LAP	VEHICLE
23	Martin TOLLEY (M)	1:06.735	13:43:33.429	1	Mazda MX-5 Mk3
23	Martin TOLLEY (M)	56.716	13:44:30.148	2	Mazda MX-5 Mk3

Leader History

NO	NAME	FROM LAP	LAPS LED	DISTANCE	VEHICLE
23	Martin TOLLEY (M)	1	5	6.03 miles	Mazda MX-5 Mk3
116	Simon BALDWIN (M)	6	1	1.20 miles	Mazda MX-5 Mk3

BRSCC Mazda MX-5 SuperCup Championship

RACE 9 - CLASSIFICATION



POS	NO	CL	PIC NAME	ENTRY	LAPS	TIME	GAP	DIFF	MPH	BEST	ON
1	88	Pro	1 Colin BYSOUTH	Mazda MX-5 Mk3	14	16:00.669			63.37	1:06.874	12
2	4	Pro	2 Adam BESSELL	Mazda MX-5 Mk3	14	16:02.350	1.681	1.681	63.26	1:07.095	12
3	5	Pro	3 John LANGRIDGE	Mazda MX-5 Mk3	14	16:03.230	2.561	0.880	63.20	1:07.252	12
4	8	Pro	4 Samuel SMITH	Mazda MX-5 Mk3	14	16:06.626	5.957	3.396	62.98	1:07.428	12
5	18	Pro	5 Will BLACKWELL-CHAMBERS	Mazda MX-5 Mk3	14	16:07.040	6.371	0.414	62.95	1:07.040	12
6	24	Pro	6 James COSSINS	Mazda MX-5 Mk3	14	16:09.325	8.656	2.285	62.80	1:07.462	12
7	82	Pro	7 Michael KNIBBS	Mazda MX-5 Mk3	14	16:12.815	12.146	3.490	62.58	1:08.094	8
8	69	Pro	8 George GRANT (M)	Mazda MX-5 Mk3	14	16:13.272	12.603	0.457	62.55	1:07.676	11
9	12	Pro	9 Declan LEE	Mazda MX-5 Mk3	14	16:24.095	23.426	10.823	61.86	1:07.415	8
10	55	Pro	10 Simon FLEET (M)	Mazda MX-5 Mk3	14	16:24.664	23.995	0.569	61.82	1:08.489	8
11	96	Pro	11 Christopher RICHARDSON	Mazda MX-5 Mk3	14	16:27.313	26.644	2.649	61.66	1:08.347	13
12	91	Pro	12 Jack SYCAMORE	Mazda MX-5 Mk3	14	16:27.681	27.012	0.368	61.63	1:08.302	11
13	10	Pro	13 Brayden FLETCHER	Mazda MX-5 Mk3	14	16:29.266	28.597	1.585	61.54	1:08.649	9
14	66	Club	1 Martin HEATH (M)	Mazda MX-5 Mk3	14	16:31.471	30.802	2.205	61.40	1:08.437	14
15	23	TBA	1 Martin TOLLEY (M)	Mazda MX-5 Mk3	14	16:33.599	32.930	2.128	61.27	1:08.587	14
16	116	TBA	2 Simon BALDWIN (M)	Mazda MX-5 Mk3	14	16:35.067	34.398	1.468	61.18	1:08.122	12
17	7	Pro	14 Alex MILLER	Mazda MX-5 Mk3	14	16:35.950	35.281	0.883	61.12	1:09.189	10
18	11	Pro	15 Kelvin FLETCHER	Mazda MX-5 Mk3	14	16:36.331	35.662	0.381	61.10	1:08.997	9
19	223	Pro	16 Garry TOWNSEND (M)	Mazda MX-5 Mk3	14	16:36.610	35.941	0.279	61.08	1:08.875	11
20	99	Pro	17 Nick RUTTER (M)	Mazda MX-5 Mk3	14	16:38.786	38.117	2.176	60.95	1:08.321	10
21	419	Club	2 Martyn CANNING	Mazda MX-5 Mk3	14	16:41.834	41.165	3.048	60.76	1:09.036	10
22	107	Pro	18 Sam BAILEY (M)	Mazda MX-5 Mk3	14	16:44.275	43.606	2.441	60.62	1:09.273	11
23	70	Club	3 Xavier BROOKE (M)	Mazda MX-5 Mk3	14	16:44.678	44.009	0.403	60.59	1:08.853	13
24	722	Club	4 Alan HAWKINS (M)	Mazda MX-5 Mk3	14	16:49.140	48.471	4.462	60.32	1:09.907	12
25	36	Pro	19 David HENDERSON	Mazda MX-5 Mk3	14	16:54.291	53.622	5.151	60.02	1:10.122	13
26	15	Club	5 Clive POWLES (M)	Mazda Mx5 Mk3	13	16:00.480	1 Lap	1 Lap	58.85	1:10.478	12
27	77	Club	6 Seamus HEANEY	Mazda MX-5 Mk3	13	16:08.072	1 Lap	7.592	58.39	1:11.363	11
28	26	Club	7 Duncan HARRIS (M)	Mazda MX-5 Mk3	13	16:19.018	1 Lap	10.946	57.74	1:11.601	11
29	19	Club	8 Liz WALTON (M)	Mazda MX-5 Mk3	13	16:26.507	1 Lap	7.489	57.30	1:11.431	11
30	87	Club	9 James DIXON	Mazda MX-5 Mk3	13	16:41.159	1 Lap	14.652	56.46	1:12.866	13
31	50		1 Bruce ROBINSON (M)	Mazda MX-5 Mk3	13	16:54.142	1 Lap	12.983	55.74	1:13.770	13

NOT CLASSIFIED

DNF	44	Club	Scott WRIGHT	Mazda MX-5 Mk3	6	7:34.942	8 Laps	7 Laps	57.35	1:12.730	4
DNF	22	Pro	Chris DAWKINS (M)	Mazda MX-5 Mk3	3	3:45.658	11 Laps	3 Laps	57.81	1:10.857	3

FASTEST LAP

	88	Pro	Colin BYSOUTH	Mazda MX-5 Mk3	12	1:06.874		65.02 mph	104.65 kph		
	116	TBA	Simon BALDWIN (M)	Mazda MX-5 Mk3	12	1:08.122		63.83 mph	102.73 kph		
	66	Club	Martin HEATH (M)	Mazda MX-5 Mk3	14	1:08.437		63.54 mph	102.26 kph		
	50		Bruce ROBINSON (M)	Mazda MX-5 Mk3	13	1:13.770		58.94 mph	94.86 kph		

Weather / Track : Rain / Wet

These results are provisional until the conclusion of any judicial and technical matters.

Brands Hatch Indy

Circuit Length = 1.2079 miles

Start: 16:24 Flag 16:40 End: 16:44

Clerk Of Course :	Steward :	Timekeeper :
-------------------	-----------	--------------

BRSCC Mazda MX-5 SuperCup Championship

RACE 9 - LAP CHART

LAP 1 @ 16:25:57.964			LAP 2 @ 16:27:06.864			LAP 3 @ 16:28:15.643			LAP 4 @ 16:29:24.384			LAP 5 @ 16:30:32.775		
NO	BEHIND	LAP TIME	NO	BEHIND	LAP TIME	NO	BEHIND	LAP TIME	NO	BEHIND	LAP TIME	NO	BEHIND	LAP TIME
4		1:15.914	4		1:08.900	4		1:08.779	4		1:08.741	4		1:08.391
8	0.318	1:16.232	8	0.543	1:09.125	8	0.675	1:08.911	8	0.535	1:08.601	8	0.784	1:08.640
24	0.868	1:16.782	24	1.215	1:09.247	24	1.583	1:09.147	88	1.008	1:08.009	88	1.117	1:08.500
116	1.956	1:17.870	88	2.371	1:08.716	88	1.740	1:08.148	24	1.886	1:09.044	24	2.256	1:08.761
88	2.555	1:18.469	116	2.542	1:09.486	116	2.895	1:09.132	5	2.730	1:08.534	5	2.511	1:08.172
5	2.581	1:18.495	5	3.071	1:09.390	5	2.937	1:08.645	18	3.097	1:08.449	18	3.458	1:08.752
18	3.065	1:18.979	18	3.535	1:09.370	18	3.389	1:08.633	116	3.670	1:09.516	116	4.224	1:08.945
91	3.495	1:19.409	91	4.251	1:09.656	91	4.773	1:09.301	82	5.124	1:08.777	82	5.413	1:08.680
82	3.805	1:19.719	82	4.703	1:09.798	82	5.088	1:09.164	69	6.391	1:09.323	69	6.856	1:08.856
55	4.649	1:20.563	69	5.319	1:09.435	69	5.809	1:09.269	55	9.111	1:10.472	12	9.609	1:08.650
69	4.784	1:20.698	55	6.541	1:10.792	55	7.380	1:09.618	12	9.350	1:10.041	55	10.770	1:10.050
223	5.218	1:21.132	12	7.998	1:10.932	12	8.050	1:08.831	223	10.603	1:09.631	223	11.830	1:09.618
7	5.623	1:21.537	223	8.867	1:12.549	223	9.713	1:09.625	96	12.092	1:10.489	96	13.437	1:09.736
12	5.966	1:21.880	96	9.054	1:11.092	96	10.344	1:10.069	10	12.110	1:09.866	10	13.959	1:10.240
10	6.736	1:22.650	10	9.381	1:11.545	10	10.985	1:10.383	91	13.024	1:16.992	91	15.165	1:10.532
96	6.862	1:22.776	22	9.987	1:11.900	22	12.065	1:10.857	7	14.110	1:10.326	7	15.702	1:09.983
22	6.987	1:22.901	7	10.365	1:13.642	7	12.525	1:10.939	99	14.895	1:10.820	99	16.219	1:09.715
99	7.309	1:23.223	99	10.826	1:12.417	99	12.816	1:10.769	66	16.382	1:11.531	419	18.466	1:10.198
107	7.465	1:23.379	66	11.768	1:13.017	66	13.592	1:10.603	419	16.659	1:10.612	23	18.974	1:10.371
66	7.651	1:23.565	107	11.966	1:13.401	419	14.788	1:11.103	23	16.994	1:10.672	66	19.397	1:11.406
722	8.437	1:24.351	419	12.464	1:12.875	23	15.063	1:11.236	11	17.593	1:10.617	11	20.006	1:10.804
419	8.489	1:24.403	23	12.606	1:12.859	107	15.533	1:12.346	107	18.239	1:11.447	107	21.099	1:11.251
23	8.647	1:24.561	722	13.192	1:13.655	11	15.717	1:11.056	722	19.350	1:11.900	722	22.070	1:11.111
11	9.621	1:25.535	11	13.440	1:12.719	722	16.191	1:11.778	36	20.929	1:11.347	36	24.626	1:12.088
36	10.614	1:26.528	36	14.543	1:12.829	36	18.323	1:12.559	44	25.131	1:12.730	70	27.164	1:10.062
44	11.283	1:27.197	44	16.618	1:14.235	44	21.142	1:13.303	77	25.329	1:12.571	44	30.935	1:14.195
87	11.889	1:27.803	87	18.200	1:15.211	77	21.499	1:11.923	70	25.493	1:11.611	77	31.589	1:14.651
77	12.252	1:28.166	77	18.355	1:15.003	70	22.623	1:12.872	26	30.066	1:13.063	26	34.315	1:12.640
26	12.914	1:28.828	70	18.530	1:12.425	26	25.744	1:14.658	50	33.629	1:14.627	15	38.962	1:11.789
50	13.939	1:29.853	26	19.865	1:15.851	50	27.743	1:14.796	15	35.564	1:13.381	50	40.796	1:15.558
70	15.005	1:30.919	50	21.726	1:16.687	19	30.046	1:15.320	19	37.576	1:16.271	19	43.296	1:14.111
19	15.314	1:31.228	19	23.505	1:17.091	15	30.924	1:11.667	87	40.923	1:14.780	87	46.977	1:14.445
15	25.364	1:41.278	15	28.036	1:11.572	87	34.884	1:25.463						

Weather / Track : Rain / Wet

BRSCC Mazda MX-5 SuperCup Championship

RACE 9 - LAP CHART

LAP 6 @ 16:31:41.211			LAP 7 @ 16:32:49.540			LAP 8 @ 16:33:57.776			LAP 9 @ 16:35:05.927			LAP 10 @ 16:36:13.969		
NO	BEHIND	LAP TIME	NO	BEHIND	LAP TIME	NO	BEHIND	LAP TIME	NO	BEHIND	LAP TIME	NO	BEHIND	LAP TIME
4		1:08.436	4		1:08.329	4		1:08.236	4		1:08.151	4		1:08.042
8	0.616	1:08.268	8	0.824	1:08.537	8	0.689	1:08.101	8	1.033	1:08.495	88	0.558	1:07.437
88	1.046	1:08.365	88	1.215	1:08.498	88	1.151	1:08.172	88	1.163	1:08.163	5	1.169	1:07.693
24	1.840	1:08.020	24	2.467	1:08.956	5	2.036	1:07.607	5	1.518	1:07.633	8	1.950	1:08.959
5	2.331	1:08.256	5	2.665	1:08.663	18	3.832	1:08.853	87	1 Lap	1:15.611	19	1 Lap	1:14.800
18	2.631	1:07.609	18	3.215	1:08.913	24	4.297	1:10.066	18	2.907	1:07.226	18	2.508	1:07.643
116	4.425	1:08.637	116	4.818	1:08.722	116	5.126	1:08.544	24	4.427	1:08.281	24	4.218	1:07.833
82	5.548	1:08.571	82	6.264	1:09.045	82	6.122	1:08.094	116	5.549	1:08.574	116	5.720	1:08.213
69	7.243	1:08.823	69	8.675	1:09.761	69	8.398	1:07.959	82	6.442	1:08.471	82	7.093	1:08.693
12	10.176	1:09.003	12	9.963	1:08.116	12	9.142	1:07.415	69	8.201	1:07.954	69	7.870	1:07.711
55	11.247	1:08.913	55	11.806	1:08.888	55	12.059	1:08.489	12	9.141	1:08.150	12	9.048	1:07.949
223	12.509	1:09.115	223	13.398	1:09.218	223	14.813	1:09.651	50	1 Lap	1:20.487	87	1 Lap	1:16.986
96	15.112	1:10.111	96	16.317	1:09.534	96	17.154	1:09.073	55	13.093	1:09.185	55	15.337	1:10.286
10	15.433	1:09.910	10	17.104	1:10.000	10	18.005	1:09.137	223	16.630	1:09.968	223	18.222	1:09.634
91	16.217	1:09.488	91	18.081	1:10.193	91	18.809	1:08.964	96	17.854	1:08.851	96	18.848	1:09.036
7	16.703	1:09.437	7	18.389	1:10.015	7	19.774	1:09.621	10	18.503	1:08.649	10	20.263	1:09.802
99	16.903	1:09.120	99	18.834	1:10.260	99	20.067	1:09.469	91	19.380	1:08.722	91	20.742	1:09.404
23	19.464	1:08.926	23	20.383	1:09.248	23	21.257	1:09.110	99	22.537	1:10.621	50	1 Lap	1:17.768
66	20.731	1:09.770	66	22.049	1:09.647	66	23.276	1:09.463	23	22.714	1:09.608	99	22.816	1:08.321
11	21.479	1:09.909	11	23.258	1:10.108	11	25.036	1:10.014	66	24.014	1:08.889	23	24.010	1:09.338
107	22.854	1:10.191	419	25.565	1:10.759	419	27.080	1:09.751	7	24.532	1:12.909	66	24.753	1:08.781
419	23.135	1:13.105	107	26.955	1:12.430	107	29.147	1:10.428	11	25.882	1:08.997	7	25.679	1:09.189
722	24.227	1:10.593	722	27.807	1:11.909	722	29.874	1:10.303	419	28.088	1:09.159	11	27.019	1:09.179
36	28.222	1:12.032	70	30.321	1:10.255	70	31.864	1:09.779	107	31.443	1:10.447	419	29.082	1:09.036
70	28.395	1:09.667	36	31.994	1:12.101	36	35.176	1:11.418	722	32.867	1:11.144	107	33.369	1:09.968
44	35.781	1:13.282	26	45.858	1:15.057	15	49.676	1:11.917	70	33.289	1:09.576	70	34.194	1:08.947
77	36.056	1:12.903	15	45.995	1:12.291	26	52.256	1:14.634	36	37.679	1:10.654	722	35.357	1:10.532
26	39.130	1:13.251	77	48.486	1:20.759	77	52.541	1:12.291	15	52.892	1:11.367	36	40.025	1:10.388
15	42.033	1:11.507	19	57.757	1:17.107	19	1:03.410	1:13.889	26	56.073	1:11.968	15	56.251	1:11.401
19	48.979	1:14.119	87	1:02.493	1:16.429				77	56.422	1:12.032	26	1:00.837	1:12.806
87	54.393	1:15.852	50	1:08.077	1:16.269							77	1:01.077	1:12.697
50	1:00.137	1:27.777												

Weather / Track : Rain / Wet

BRSCC Mazda MX-5 SuperCup Championship

RACE 9 - LAP CHART

LAP 11 @ 16:37:21.646			LAP 12 @ 16:38:28.520			LAP 13 @ 16:39:35.720			LAP 14 @ 16:40:42.719		
NO	BEHIND	LAP TIME	NO	BEHIND	LAP TIME	NO	BEHIND	LAP TIME	NO	BEHIND	LAP TIME
88		1:07.119	88		1:06.874	88		1:07.200	88		1:06.999
4	0.510	1:08.187	4	0.731	1:07.095	4	1.444	1:07.913	4	1.681	1:07.236
5	1.187	1:07.695	5	1.565	1:07.252	5	1.941	1:07.576	5	2.561	1:07.619
8	2.557	1:08.284	8	3.111	1:07.428	77	1 Lap	1:12.117	8	5.957	1:08.594
18	3.300	1:08.469	18	3.466	1:07.040	8	4.362	1:08.451	18	6.371	1:08.654
24	4.013	1:07.472	24	4.601	1:07.462	18	4.716	1:08.450	77	1 Lap	1:11.596
116	7.036	1:08.993	116	8.284	1:08.122	24	7.694	1:10.293	24	8.656	1:07.961
82	7.547	1:08.131	82	9.238	1:08.565	26	1 Lap	1:18.081	82	12.146	1:08.691
69	7.869	1:07.676	12	10.664	1:08.551	82	10.454	1:08.416	69	12.603	1:07.837
12	8.987	1:07.616	69	11.272	1:10.277	12	11.037	1:07.573	26	1 Lap	1:16.580
19	1 Lap	1:16.576	19	1 Lap	1:11.431	69	11.765	1:07.693	12	23.426	1:19.388
55	16.925	1:09.265	55	18.575	1:08.524	55	20.568	1:09.193	55	23.995	1:10.426
87	1 Lap	1:14.710	96	23.075	1:09.369	19	1 Lap	1:12.484	19	1 Lap	1:12.080
223	19.420	1:08.875	91	23.784	1:09.291	96	24.222	1:08.347	96	26.644	1:09.421
96	20.580	1:09.409	10	24.965	1:09.226	91	25.065	1:08.481	91	27.012	1:08.946
91	21.367	1:08.302	87	1 Lap	1:14.862	10	26.488	1:08.723	10	28.597	1:09.108
10	22.613	1:10.027	99	26.713	1:09.250	99	28.659	1:09.146	66	30.802	1:08.437
99	24.337	1:09.198	66	27.923	1:08.985	66	29.364	1:08.641	23	32.930	1:08.587
23	25.192	1:08.859	23	28.276	1:09.958	23	31.342	1:10.266	116	34.398	1:09.272
66	25.812	1:08.736	7	30.246	1:09.240	116	32.125	1:31.041	7	35.281	1:09.289
7	27.880	1:09.878	11	31.413	1:09.506	7	32.991	1:09.945	11	35.662	1:09.374
11	28.781	1:09.439	223	32.166	1:19.620	11	33.287	1:09.074	223	35.941	1:08.974
50	1 Lap	1:16.751	419	36.524	1:12.278	223	33.966	1:09.000	99	38.117	1:16.457
419	31.120	1:09.715	107	38.116	1:10.025	87	1 Lap	1:16.141	87	1 Lap	1:12.866
107	34.965	1:09.273	50	1 Lap	1:14.851	419	38.608	1:09.284	419	41.165	1:09.556
70	36.095	1:09.578	70	39.096	1:09.875	107	40.466	1:09.550	107	43.606	1:10.139
722	37.726	1:10.046	722	40.759	1:09.907	70	40.749	1:08.853	70	44.009	1:10.259
36	43.853	1:11.505	36	47.546	1:10.567	722	45.190	1:11.631	722	48.471	1:10.280
15	59.776	1:11.202	15	1:03.380	1:10.478	50	1 Lap	1:14.948	50	1 Lap	1:13.770
26	1:04.761	1:11.601				36	50.468	1:10.122	36	53.622	1:10.153
77	1:04.763	1:11.363				15	1:06.810	1:10.630			

Weather / Track : Rain / Wet

BRSCC Mazda MX-5 SuperCup Championship

RACE 9 - LAP ANALYSIS

DIFF = Difference To Personal Best Lap

P1 88 Colin BYSOUTH				
LAP	LAP TIME	DIFF	MPH	TIME OF DAY
1 -	1:18.469	11.595	55.41	16:26:00.519
2 -	1:08.716	1.842	63.28	16:27:09.235
3 -	1:08.148	1.274	63.81	16:28:17.383
4 -	1:08.009	1.135	63.94	16:29:25.392
5 -	1:08.500	1.626	63.48	16:30:33.892
6 -	1:08.365	1.491	63.60	16:31:42.257
7 -	1:08.498	1.624	63.48	16:32:50.755
8 -	1:08.172	1.298	63.78	16:33:58.927
9 -	1:08.163	1.289	63.79	16:35:07.090
10 -	1:07.437	0.563	64.48	16:36:14.527
11 -	1:07.119 (3)	0.245	64.78	16:37:21.646
12 -	1:06.874 (1)		65.02	16:38:28.520
13 -	1:07.200	0.326	64.71	16:39:35.720
14 -	1:06.999 (2)	0.125	64.90	16:40:42.719

P2 4 Adam BESSELL				
LAP	LAP TIME	DIFF	MPH	TIME OF DAY
1 -	1:15.914	8.819	57.28	16:25:57.964
2 -	1:08.900	1.805	63.11	16:27:06.864
3 -	1:08.779	1.684	63.22	16:28:15.643
4 -	1:08.741	1.646	63.26	16:29:24.384
5 -	1:08.391	1.296	63.58	16:30:32.775
6 -	1:08.436	1.341	63.54	16:31:41.211
7 -	1:08.329	1.234	63.64	16:32:49.540
8 -	1:08.236	1.141	63.72	16:33:57.776
9 -	1:08.151	1.056	63.80	16:35:05.927
10 -	1:08.042	0.947	63.91	16:36:13.969
11 -	1:08.187	1.092	63.77	16:37:22.156
12 -	1:07.095 (1)		64.81	16:38:29.251
13 -	1:07.913 (3)	0.818	64.03	16:39:37.164
14 -	1:07.236 (2)	0.141	64.67	16:40:44.400

P3 5 John LANGRIDGE				
LAP	LAP TIME	DIFF	MPH	TIME OF DAY
1 -	1:18.495	11.243	55.39	16:26:00.545
2 -	1:09.390	2.138	62.66	16:27:09.935
3 -	1:08.645	1.393	63.34	16:28:18.580
4 -	1:08.534	1.282	63.45	16:29:27.114
5 -	1:08.172	0.920	63.78	16:30:35.286
6 -	1:08.256	1.004	63.71	16:31:43.542
7 -	1:08.663	1.411	63.33	16:32:52.205
8 -	1:07.607 (3)	0.355	64.32	16:33:59.812
9 -	1:07.633	0.381	64.29	16:35:07.445
10 -	1:07.693	0.441	64.24	16:36:15.138
11 -	1:07.695	0.443	64.23	16:37:22.833
12 -	1:07.252 (1)		64.66	16:38:30.085
13 -	1:07.576 (2)	0.324	64.35	16:39:37.661
14 -	1:07.619	0.367	64.31	16:40:45.280

P4 8 Samuel SMITH				
LAP	LAP TIME	DIFF	MPH	TIME OF DAY
1 -	1:16.232	8.804	57.04	16:25:58.282
2 -	1:09.125	1.697	62.90	16:27:07.407
3 -	1:08.911	1.483	63.10	16:28:16.318
4 -	1:08.601	1.173	63.38	16:29:24.919
5 -	1:08.640	1.212	63.35	16:30:33.559
6 -	1:08.268 (3)	0.840	63.69	16:31:41.827
7 -	1:08.537	1.109	63.44	16:32:50.364
8 -	1:08.101 (2)	0.673	63.85	16:33:58.465

DIFF = Difference To Personal Best Lap

9 -	1:08.495	1.067	63.48	16:35:06.960
10 -	1:08.959	1.531	63.06	16:36:15.919
11 -	1:08.284	0.856	63.68	16:37:24.203
12 -	1:07.428 (1)		64.49	16:38:31.631
13 -	1:08.451	1.023	63.52	16:39:40.082
14 -	1:08.594	1.166	63.39	16:40:48.676

P5 18 Will BLACKWELL-CHAMBERS				
LAP	LAP TIME	DIFF	MPH	TIME OF DAY
1 -	1:18.979	11.939	55.06	16:26:01.029
2 -	1:09.370	2.330	62.68	16:27:10.399
3 -	1:08.633	1.593	63.36	16:28:19.032
4 -	1:08.449	1.409	63.53	16:29:27.481
5 -	1:08.752	1.712	63.25	16:30:36.233
6 -	1:07.609 (3)	0.569	64.31	16:31:43.842
7 -	1:08.913	1.873	63.10	16:32:52.755
8 -	1:08.853	1.813	63.15	16:34:01.608
9 -	1:07.226 (2)	0.186	64.68	16:35:08.834
10 -	1:07.643	0.603	64.28	16:36:16.477
11 -	1:08.469	1.429	63.51	16:37:24.946
12 -	1:07.040 (1)		64.86	16:38:31.986
13 -	1:08.450	1.410	63.52	16:39:40.436
14 -	1:08.654	1.614	63.34	16:40:49.090

P6 24 James COSSINS				
LAP	LAP TIME	DIFF	MPH	TIME OF DAY
1 -	1:16.782	9.320	56.63	16:25:58.832
2 -	1:09.247	1.785	62.79	16:27:08.079
3 -	1:09.147	1.685	62.88	16:28:17.226
4 -	1:09.044	1.582	62.98	16:29:26.270
5 -	1:08.761	1.299	63.24	16:30:35.031
6 -	1:08.020	0.558	63.93	16:31:43.051
7 -	1:08.956	1.494	63.06	16:32:52.007
8 -	1:10.066	2.604	62.06	16:34:02.073
9 -	1:08.281	0.819	63.68	16:35:10.354
10 -	1:07.833 (3)	0.371	64.10	16:36:18.187
11 -	1:07.472 (2)	0.010	64.45	16:37:25.659
12 -	1:07.462 (1)		64.46	16:38:33.121
13 -	1:10.293	2.831	61.86	16:39:43.414
14 -	1:07.961	0.499	63.98	16:40:51.375

P7 82 Michael KNIBBS				
LAP	LAP TIME	DIFF	MPH	TIME OF DAY
1 -	1:19.719	11.625	54.54	16:26:01.769
2 -	1:09.798	1.704	62.30	16:27:11.567
3 -	1:09.164	1.070	62.87	16:28:20.731
4 -	1:08.777	0.683	63.22	16:29:29.508
5 -	1:08.680	0.586	63.31	16:30:38.188
6 -	1:08.571	0.477	63.41	16:31:46.759
7 -	1:09.045	0.951	62.98	16:32:55.804
8 -	1:08.094 (1)		63.86	16:34:03.898
9 -	1:08.471	0.377	63.51	16:35:12.369
10 -	1:08.693	0.599	63.30	16:36:21.062
11 -	1:08.131 (2)	0.037	63.82	16:37:29.193
12 -	1:08.565	0.471	63.42	16:38:37.758
13 -	1:08.416 (3)	0.322	63.56	16:39:46.174
14 -	1:08.691	0.597	63.30	16:40:54.865

P8 69 George GRANT (M)				
LAP	LAP TIME	DIFF	MPH	TIME OF DAY
1 -	1:20.698	13.022	53.88	16:26:02.748

Weather / Track : Rain / Wet

Brands Hatch Indy
Circuit Length = 1.2079 miles
Start: 16:24 Flag 16:40 End: 16:44

BRSCC Mazda MX-5 SuperCup Championship

RACE 9 - LAP ANALYSIS

DIFF = Difference To Personal Best Lap

2 -	1:09.435	1.759	62.62	16:27:12.183
3 -	1:09.269	1.593	62.77	16:28:21.452
4 -	1:09.323	1.647	62.72	16:29:30.775
5 -	1:08.856	1.180	63.15	16:30:39.631
6 -	1:08.823	1.147	63.18	16:31:48.454
7 -	1:09.761	2.085	62.33	16:32:58.215
8 -	1:07.959	0.283	63.98	16:34:06.174
9 -	1:07.954	0.278	63.99	16:35:14.128
10 -	1:07.711 (3)	0.035	64.22	16:36:21.839
11 -	1:07.676 (1)		64.25	16:37:29.515
12 -	1:10.277	2.601	61.87	16:38:39.792
13 -	1:07.693 (2)	0.017	64.24	16:39:47.485
14 -	1:07.837	0.161	64.10	16:40:55.322

P9 12 Declan LEE

LAP	LAP TIME	DIFF	MPH	TIME OF DAY
1 -	1:21.880	14.465	53.10	16:26:03.930
2 -	1:10.932	3.517	61.30	16:27:14.862
3 -	1:08.831	1.416	63.17	16:28:23.693
4 -	1:10.041	2.626	62.08	16:29:33.734
5 -	1:08.650	1.235	63.34	16:30:42.384
6 -	1:09.003	1.588	63.02	16:31:51.387
7 -	1:08.116	0.701	63.84	16:32:59.503
8 -	1:07.415 (1)		64.50	16:34:06.918
9 -	1:08.150	0.735	63.80	16:35:15.068
10 -	1:07.949	0.534	63.99	16:36:23.017
11 -	1:07.616 (3)	0.201	64.31	16:37:30.633
12 -	1:08.551	1.136	63.43	16:38:39.184
13 -	1:07.573 (2)	0.158	64.35	16:39:46.757
14 -	1:19.388	11.973	54.77	16:41:06.145

P10 55 Simon FLEET (M)

LAP	LAP TIME	DIFF	MPH	TIME OF DAY
1 -	1:20.563	12.074	53.97	16:26:02.613
2 -	1:10.792	2.303	61.42	16:27:13.405
3 -	1:09.618	1.129	62.46	16:28:23.023
4 -	1:10.472	1.983	61.70	16:29:33.495
5 -	1:10.050	1.561	62.07	16:30:43.545
6 -	1:08.913	0.424	63.10	16:31:52.458
7 -	1:08.888 (3)	0.399	63.12	16:33:01.346
8 -	1:08.489 (1)		63.49	16:34:09.835
9 -	1:09.185	0.696	62.85	16:35:19.020
10 -	1:10.286	1.797	61.87	16:36:29.306
11 -	1:09.265	0.776	62.78	16:37:38.571
12 -	1:08.524 (2)	0.035	63.46	16:38:47.095
13 -	1:09.193	0.704	62.84	16:39:56.288
14 -	1:10.426	1.937	61.74	16:41:06.714

P11 96 Christopher RICHARDSON

LAP	LAP TIME	DIFF	MPH	TIME OF DAY
1 -	1:22.776	14.429	52.53	16:26:04.826
2 -	1:11.092	2.745	61.16	16:27:15.918
3 -	1:10.069	1.722	62.06	16:28:25.987
4 -	1:10.489	2.142	61.69	16:29:36.476
5 -	1:09.736	1.389	62.35	16:30:46.212
6 -	1:10.111	1.764	62.02	16:31:56.323
7 -	1:09.534	1.187	62.53	16:33:05.857
8 -	1:09.073	0.726	62.95	16:34:14.930
9 -	1:08.851 (2)	0.504	63.15	16:35:23.781
10 -	1:09.036 (3)	0.689	62.99	16:36:32.817
11 -	1:09.409	1.062	62.65	16:37:42.226
12 -	1:09.369	1.022	62.68	16:38:51.595

DIFF = Difference To Personal Best Lap

13 -	1:08.347 (1)		63.62	16:39:59.942
14 -	1:09.421	1.074	62.64	16:41:09.363

P12 91 Jack SYCAMORE

LAP	LAP TIME	DIFF	MPH	TIME OF DAY
1 -	1:19.409	11.107	54.76	16:26:01.459
2 -	1:09.656	1.354	62.42	16:27:11.115
3 -	1:09.301	0.999	62.74	16:28:20.416
4 -	1:16.992	8.690	56.48	16:29:37.408
5 -	1:10.532	2.230	61.65	16:30:47.940
6 -	1:09.488	1.186	62.58	16:31:57.428
7 -	1:10.193	1.891	61.95	16:33:07.621
8 -	1:08.964	0.662	63.05	16:34:16.585
9 -	1:08.722 (3)	0.420	63.27	16:35:25.307
10 -	1:09.404	1.102	62.65	16:36:34.711
11 -	1:08.302 (1)		63.66	16:37:43.013
12 -	1:09.291	0.989	62.75	16:38:52.304
13 -	1:08.481 (2)	0.179	63.50	16:40:00.785
14 -	1:08.946	0.644	63.07	16:41:09.731

P13 10 Brayden FLETCHER

LAP	LAP TIME	DIFF	MPH	TIME OF DAY
1 -	1:22.650	14.001	52.61	16:26:04.700
2 -	1:11.545	2.896	60.78	16:27:16.245
3 -	1:10.383	1.734	61.78	16:28:26.628
4 -	1:09.866	1.217	62.24	16:29:36.494
5 -	1:10.240	1.591	61.91	16:30:46.734
6 -	1:09.910	1.261	62.20	16:31:56.644
7 -	1:10.000	1.351	62.12	16:33:06.644
8 -	1:09.137	0.488	62.89	16:34:15.781
9 -	1:08.649 (1)		63.34	16:35:24.430
10 -	1:09.802	1.153	62.29	16:36:34.232
11 -	1:10.027	1.378	62.09	16:37:44.259
12 -	1:09.226	0.577	62.81	16:38:53.485
13 -	1:08.723 (2)	0.074	63.27	16:40:02.208
14 -	1:09.108 (3)	0.459	62.92	16:41:11.316

P14 66 Martin HEATH (M)

LAP	LAP TIME	DIFF	MPH	TIME OF DAY
1 -	1:23.565	15.128	52.03	16:26:05.615
2 -	1:13.017	4.580	59.55	16:27:18.632
3 -	1:10.603	2.166	61.59	16:28:29.235
4 -	1:11.531	3.094	60.79	16:29:40.766
5 -	1:11.406	2.969	60.89	16:30:52.172
6 -	1:09.770	1.333	62.32	16:32:01.942
7 -	1:09.647	1.210	62.43	16:33:11.589
8 -	1:09.463	1.026	62.60	16:34:21.052
9 -	1:08.889	0.452	63.12	16:35:29.941
10 -	1:08.781	0.344	63.22	16:36:38.722
11 -	1:08.736 (3)	0.299	63.26	16:37:47.458
12 -	1:08.985	0.548	63.03	16:38:56.443
13 -	1:08.641 (2)	0.204	63.35	16:40:05.084
14 -	1:08.437 (1)		63.54	16:41:13.521

P15 23 Martin TOLLEY (M)

LAP	LAP TIME	DIFF	MPH	TIME OF DAY
1 -	1:24.561	15.974	51.42	16:26:06.611
2 -	1:12.859	4.272	59.68	16:27:19.470
3 -	1:11.236	2.649	61.04	16:28:30.706
4 -	1:10.672	2.085	61.53	16:29:41.378
5 -	1:10.371	1.784	61.79	16:30:51.749

Weather / Track : Rain / Wet

Brands Hatch Indy

Circuit Length = 1.2079 miles

Start: 16:24 Flag 16:40 End: 16:44

BRSCC Mazda MX-5 SuperCup Championship

RACE 9 - LAP ANALYSIS

DIFF = Difference To Personal Best Lap

6 -	1:08.926 (3)	0.339	63.09	16:32:00.675
7 -	1:09.248	0.661	62.79	16:33:09.923
8 -	1:09.110	0.523	62.92	16:34:19.033
9 -	1:09.608	1.021	62.47	16:35:28.641
10 -	1:09.338	0.751	62.71	16:36:37.979
11 -	1:08.859 (2)	0.272	63.15	16:37:46.838
12 -	1:09.958	1.371	62.16	16:38:56.796
13 -	1:10.266	1.679	61.88	16:40:07.062
14 -	1:08.587 (1)		63.40	16:41:15.649

P16 116 Simon BALDWIN (M)

LAP	LAP TIME	DIFF	MPH	TIME OF DAY
1 -	1:17.870	9.748	55.84	16:25:59.920
2 -	1:09.486	1.364	62.58	16:27:09.406
3 -	1:09.132	1.010	62.90	16:28:18.538
4 -	1:09.516	1.394	62.55	16:29:28.054
5 -	1:08.945	0.823	63.07	16:30:36.999
6 -	1:08.637	0.515	63.35	16:31:45.636
7 -	1:08.722	0.600	63.27	16:32:54.358
8 -	1:08.544 (3)	0.422	63.44	16:34:02.902
9 -	1:08.574	0.452	63.41	16:35:11.476
10 -	1:08.213 (2)	0.091	63.75	16:36:19.689
11 -	1:08.993	0.871	63.02	16:37:28.682
12 -	1:08.122 (1)		63.83	16:38:36.804
13 -	1:31.041	22.919	47.76	16:40:07.845
14 -	1:09.272	1.150	62.77	16:41:17.117

P17 7 Alex MILLER

LAP	LAP TIME	DIFF	MPH	TIME OF DAY
1 -	1:21.537	12.348	53.33	16:26:03.587
2 -	1:13.642	4.453	59.05	16:27:17.229
3 -	1:10.939	1.750	61.30	16:28:28.168
4 -	1:10.326	1.137	61.83	16:29:38.494
5 -	1:09.983	0.794	62.13	16:30:48.477
6 -	1:09.437	0.248	62.62	16:31:57.914
7 -	1:10.015	0.826	62.10	16:33:07.929
8 -	1:09.621	0.432	62.46	16:34:17.550
9 -	1:12.909	3.720	59.64	16:35:30.459
10 -	1:09.189 (1)		62.85	16:36:39.648
11 -	1:09.878	0.689	62.23	16:37:49.526
12 -	1:09.240 (2)	0.051	62.80	16:38:58.766
13 -	1:09.945	0.756	62.17	16:40:08.711
14 -	1:09.289 (3)	0.100	62.76	16:41:18.000

P18 11 Kelvin FLETCHER

LAP	LAP TIME	DIFF	MPH	TIME OF DAY
1 -	1:25.535	16.538	50.84	16:26:07.585
2 -	1:12.719	3.722	59.80	16:27:20.304
3 -	1:11.056	2.059	61.19	16:28:31.360
4 -	1:10.617	1.620	61.58	16:29:41.977
5 -	1:10.804	1.807	61.41	16:30:52.781
6 -	1:09.909	0.912	62.20	16:32:02.690
7 -	1:10.108	1.111	62.02	16:33:12.798
8 -	1:10.014	1.017	62.11	16:34:22.812
9 -	1:08.997 (1)		63.02	16:35:31.809
10 -	1:09.179 (3)	0.182	62.86	16:36:40.988
11 -	1:09.439	0.442	62.62	16:37:50.427
12 -	1:09.506	0.509	62.56	16:38:59.933
13 -	1:09.074 (2)	0.077	62.95	16:40:09.007
14 -	1:09.374	0.377	62.68	16:41:18.381

DIFF = Difference To Personal Best Lap

P19 223 Garry TOWNSEND (M)				
LAP	LAP TIME	DIFF	MPH	TIME OF DAY
1 -	1:21.132	12.257	53.59	16:26:03.182
2 -	1:12.549	3.674	59.94	16:27:15.731
3 -	1:09.625	0.750	62.45	16:28:25.356
4 -	1:09.631	0.756	62.45	16:29:34.987
5 -	1:09.618	0.743	62.46	16:30:44.605
6 -	1:09.115	0.240	62.91	16:31:53.720
7 -	1:09.218	0.343	62.82	16:33:02.938
8 -	1:09.651	0.776	62.43	16:34:12.589
9 -	1:09.968	1.093	62.15	16:35:22.557
10 -	1:09.634	0.759	62.44	16:36:32.191
11 -	1:08.875 (1)		63.13	16:37:41.066
12 -	1:19.620	10.745	54.61	16:39:00.686
13 -	1:09.000 (3)	0.125	63.02	16:40:09.686
14 -	1:08.974 (2)	0.099	63.04	16:41:18.660

P20 99 Nick RUTTER (M)

LAP	LAP TIME	DIFF	MPH	TIME OF DAY
1 -	1:23.223	14.902	52.25	16:26:05.273
2 -	1:12.417	4.096	60.04	16:27:17.690
3 -	1:10.769	2.448	61.44	16:28:28.459
4 -	1:10.820	2.499	61.40	16:29:39.279
5 -	1:09.715	1.394	62.37	16:30:48.994
6 -	1:09.120 (2)	0.799	62.91	16:31:58.114
7 -	1:10.260	1.939	61.89	16:33:08.374
8 -	1:09.469	1.148	62.59	16:34:17.843
9 -	1:10.621	2.300	61.57	16:35:28.464
10 -	1:08.321 (1)		63.64	16:36:36.785
11 -	1:09.198	0.877	62.84	16:37:45.983
12 -	1:09.250	0.929	62.79	16:38:55.233
13 -	1:09.146 (3)	0.825	62.89	16:40:04.379
14 -	1:16.457	8.136	56.87	16:41:20.836

P21 419 Martyn CANNING

LAP	LAP TIME	DIFF	MPH	TIME OF DAY
1 -	1:24.403	15.367	51.52	16:26:06.453
2 -	1:12.875	3.839	59.67	16:27:19.328
3 -	1:11.103	2.067	61.15	16:28:30.431
4 -	1:10.612	1.576	61.58	16:29:41.043
5 -	1:10.198	1.162	61.94	16:30:51.241
6 -	1:13.105	4.069	59.48	16:32:04.346
7 -	1:10.759	1.723	61.45	16:33:15.105
8 -	1:09.751	0.715	62.34	16:34:24.856
9 -	1:09.159 (2)	0.123	62.87	16:35:34.015
10 -	1:09.036 (1)		62.99	16:36:43.051
11 -	1:09.715	0.679	62.37	16:37:52.766
12 -	1:12.278	3.242	60.16	16:39:05.044
13 -	1:09.284 (3)	0.248	62.76	16:40:14.328
14 -	1:09.556	0.520	62.51	16:41:23.884

P22 107 Sam BAILEY (M)

LAP	LAP TIME	DIFF	MPH	TIME OF DAY
1 -	1:23.379	14.106	52.15	16:26:05.429
2 -	1:13.401	4.128	59.24	16:27:18.830
3 -	1:12.346	3.073	60.10	16:28:31.176
4 -	1:11.447	2.174	60.86	16:29:42.623
5 -	1:11.251	1.978	61.03	16:30:53.874
6 -	1:10.191	0.918	61.95	16:32:04.065
7 -	1:12.430	3.157	60.03	16:33:16.495
8 -	1:10.428	1.155	61.74	16:34:26.923

Brands Hatch Indy

Circuit Length = 1.2079 miles

Start: 16:24 Flag 16:40 End: 16:44

Weather / Track : Rain / Wet

BRSCC Mazda MX-5 SuperCup Championship

RACE 9 - LAP ANALYSIS

DIFF = Difference To Personal Best Lap

9 -	1:10.447	1.174	61.72	16:35:37.370
10 -	1:09.968 (3)	0.695	62.15	16:36:47.338
11 -	1:09.273 (1)		62.77	16:37:56.611
12 -	1:10.025	0.752	62.10	16:39:06.636
13 -	1:09.550 (2)	0.277	62.52	16:40:16.186
14 -	1:10.139	0.866	61.99	16:41:26.325

P23 70 Xavier BROOKE (M)

LAP	LAP TIME	DIFF	MPH	TIME OF DAY
1 -	1:30.919	22.066	47.82	16:26:12.969
2 -	1:12.425	3.572	60.04	16:27:25.394
3 -	1:12.872	4.019	59.67	16:28:38.266
4 -	1:11.611	2.758	60.72	16:29:49.877
5 -	1:10.062	1.209	62.06	16:30:59.939
6 -	1:09.667	0.814	62.41	16:32:09.606
7 -	1:10.255	1.402	61.89	16:33:19.861
8 -	1:09.779	0.926	62.31	16:34:29.640
9 -	1:09.576 (3)	0.723	62.50	16:35:39.216
10 -	1:08.947 (2)	0.094	63.07	16:36:48.163
11 -	1:09.578	0.725	62.49	16:37:57.741
12 -	1:09.875	1.022	62.23	16:39:07.616
13 -	1:08.853 (1)		63.15	16:40:16.469
14 -	1:10.259	1.406	61.89	16:41:26.728

P24 722 Alan HAWKINS (M)

LAP	LAP TIME	DIFF	MPH	TIME OF DAY
1 -	1:24.351	14.444	51.55	16:26:06.401
2 -	1:13.655	3.748	59.04	16:27:20.056
3 -	1:11.778	1.871	60.58	16:28:31.834
4 -	1:11.900	1.993	60.48	16:29:43.734
5 -	1:11.111	1.204	61.15	16:30:54.845
6 -	1:10.593	0.686	61.60	16:32:05.438
7 -	1:11.909	2.002	60.47	16:33:17.347
8 -	1:10.303	0.396	61.85	16:34:27.650
9 -	1:11.144	1.237	61.12	16:35:38.794
10 -	1:10.532	0.625	61.65	16:36:49.326
11 -	1:10.046 (2)	0.139	62.08	16:37:59.372
12 -	1:09.907 (1)		62.20	16:39:09.279
13 -	1:11.631	1.724	60.70	16:40:20.910
14 -	1:10.280 (3)	0.373	61.87	16:41:31.190

P25 36 David HENDERSON

LAP	LAP TIME	DIFF	MPH	TIME OF DAY
1 -	1:26.528	16.406	50.25	16:26:08.578
2 -	1:12.829	2.707	59.70	16:27:21.407
3 -	1:12.559	2.437	59.93	16:28:33.966
4 -	1:11.347	1.225	60.95	16:29:45.313
5 -	1:12.088	1.966	60.32	16:30:57.401
6 -	1:12.032	1.910	60.37	16:32:09.433
7 -	1:12.101	1.979	60.31	16:33:21.534
8 -	1:11.418	1.296	60.88	16:34:32.952
9 -	1:10.654	0.532	61.54	16:35:43.606
10 -	1:10.388 (3)	0.266	61.78	16:36:53.994
11 -	1:11.505	1.383	60.81	16:38:05.499
12 -	1:10.567	0.445	61.62	16:39:16.066
13 -	1:10.122 (1)		62.01	16:40:26.188
14 -	1:10.153 (2)	0.031	61.98	16:41:36.341

P26 15 Clive POWLES (M)

LAP	LAP TIME	DIFF	MPH	TIME OF DAY
1 -	1:41.278	30.800	42.93	16:26:23.328

DIFF = Difference To Personal Best Lap

2 -	1:11.572	1.094	60.75	16:27:34.900
3 -	1:11.667	1.189	60.67	16:28:46.567
4 -	1:13.381	2.903	59.26	16:29:59.948
5 -	1:11.789	1.311	60.57	16:31:11.737
6 -	1:11.507	1.029	60.81	16:32:23.244
7 -	1:12.291	1.813	60.15	16:33:35.535
8 -	1:11.917	1.439	60.46	16:34:47.452
9 -	1:11.367	0.889	60.93	16:35:58.819
10 -	1:11.401	0.923	60.90	16:37:10.220
11 -	1:11.202 (3)	0.724	61.07	16:38:21.422
12 -	1:10.478 (1)		61.70	16:39:31.900
13 -	1:10.630 (2)	0.152	61.56	16:40:42.530

P27 77 Seamus HEANEY

LAP	LAP TIME	DIFF	MPH	TIME OF DAY
1 -	1:28.166	16.803	49.32	16:26:10.216
2 -	1:15.003	3.640	57.97	16:27:25.219
3 -	1:11.923 (3)	0.560	60.46	16:28:37.142
4 -	1:12.571	1.208	59.92	16:29:49.713
5 -	1:14.651	3.288	58.25	16:31:04.364
6 -	1:12.903	1.540	59.64	16:32:17.267
7 -	1:20.759	9.396	53.84	16:33:38.026
8 -	1:12.291	0.928	60.15	16:34:50.317
9 -	1:12.032	0.669	60.37	16:36:02.349
10 -	1:12.697	1.334	59.81	16:37:15.046
11 -	1:11.363 (1)		60.93	16:38:26.409
12 -	1:12.117	0.754	60.29	16:39:38.526
13 -	1:11.596 (2)	0.233	60.73	16:40:50.122

P28 26 Duncan HARRIS (M)

LAP	LAP TIME	DIFF	MPH	TIME OF DAY
1 -	1:28.828	17.227	48.95	16:26:10.878
2 -	1:15.851	4.250	57.33	16:27:26.729
3 -	1:14.658	3.057	58.24	16:28:41.387
4 -	1:13.063	1.462	59.51	16:29:54.450
5 -	1:12.640 (3)	1.039	59.86	16:31:07.090
6 -	1:13.251	1.650	59.36	16:32:20.341
7 -	1:15.057	3.456	57.93	16:33:35.398
8 -	1:14.634	3.033	58.26	16:34:50.032
9 -	1:11.968 (2)	0.367	60.42	16:36:02.000
10 -	1:12.806	1.205	59.72	16:37:14.806
11 -	1:11.601 (1)		60.73	16:38:26.407
12 -	1:18.081	6.480	55.69	16:39:44.488
13 -	1:16.580	4.979	56.78	16:41:01.068

P29 19 Liz WALTON (M)

LAP	LAP TIME	DIFF	MPH	TIME OF DAY
1 -	1:31.228	19.797	47.66	16:26:13.278
2 -	1:17.091	5.660	56.40	16:27:30.369
3 -	1:15.320	3.889	57.73	16:28:45.689
4 -	1:16.271	4.840	57.01	16:30:01.960
5 -	1:14.111	2.680	58.67	16:31:16.071
6 -	1:14.119	2.688	58.67	16:32:30.190
7 -	1:17.107	5.676	56.39	16:33:47.297
8 -	1:13.889	2.458	58.85	16:35:01.186
9 -	1:14.800	3.369	58.13	16:36:15.986
10 -	1:16.576	5.145	56.78	16:37:32.562
11 -	1:11.431 (1)		60.87	16:38:43.993
12 -	1:12.484 (3)	1.053	59.99	16:39:56.477
13 -	1:12.080 (2)	0.649	60.33	16:41:08.557

Weather / Track : Rain / Wet

BRSCC Mazda MX-5 SuperCup Championship

RACE 9 - LAP ANALYSIS

DIFF = Difference To Personal Best Lap

P30 87 James DIXON				
LAP	LAP TIME	DIFF	MPH	TIME OF DAY
1 -	1:27.803	14.937	49.52	16:26:09.853
2 -	1:15.211	2.345	57.81	16:27:25.064
3 -	1:25.463	12.597	50.88	16:28:50.527
4 -	1:14.780	1.914	58.15	16:30:05.307
5 -	1:14.445 (2)	1.579	58.41	16:31:19.752
6 -	1:15.852	2.986	57.33	16:32:35.604
7 -	1:16.429	3.563	56.89	16:33:52.033
8 -	1:15.611	2.745	57.51	16:35:07.644
9 -	1:16.986	4.120	56.48	16:36:24.630
10 -	1:14.710 (3)	1.844	58.20	16:37:39.340
11 -	1:14.862	1.996	58.08	16:38:54.202
12 -	1:16.141	3.275	57.11	16:40:10.343
13 -	1:12.866 (1)		59.67	16:41:23.209

P31 50 Bruce ROBINSON (M)				
LAP	LAP TIME	DIFF	MPH	TIME OF DAY
1 -	1:29.853	16.083	48.39	16:26:11.903
2 -	1:16.687	2.917	56.70	16:27:28.590
3 -	1:14.796 (3)	1.026	58.13	16:28:43.386
4 -	1:14.627 (2)	0.857	58.27	16:29:58.013
5 -	1:15.558	1.788	57.55	16:31:13.571
6 -	1:27.777	14.007	49.54	16:32:41.348
7 -	1:16.269	2.499	57.01	16:33:57.617
8 -	1:20.487	6.717	54.02	16:35:18.104
9 -	1:17.768	3.998	55.91	16:36:35.872
10 -	1:16.751	2.981	56.65	16:37:52.623
11 -	1:14.851	1.081	58.09	16:39:07.474
12 -	1:14.948	1.178	58.02	16:40:22.422
13 -	1:13.770 (1)		58.94	16:41:36.192

P32 44 Scott WRIGHT				
LAP	LAP TIME	DIFF	MPH	TIME OF DAY
1 -	1:27.197	14.467	49.87	16:26:09.247
2 -	1:14.235	1.505	58.57	16:27:23.482
3 -	1:13.303 (3)	0.573	59.32	16:28:36.785
4 -	1:12.730 (1)		59.79	16:29:49.515
5 -	1:14.195	1.465	58.61	16:31:03.710
6 -	1:13.282 (2)	0.552	59.34	16:32:16.992

P33 22 Chris DAWKINS (M)				
LAP	LAP TIME	DIFF	MPH	TIME OF DAY
1 -	1:22.901 (3)	12.044	52.45	16:26:04.951
2 -	1:11.900 (2)	1.043	60.48	16:27:16.851
3 -	1:10.857 (1)		61.37	16:28:27.708

BRSCC Mazda MX-5 SuperCup Championship

RACE 9 - STATISTICS

Competitors Started 33
Planned Start 2020-10-24 @ 17:10:00.000
Actual Start 2020-10-24 @ 16:24:42.050
Finish Time 2020-10-24 @ 16:40:42.531
Track Length 1.2079mi.
Total Laps 437
Total Distance Covered 527.8722mi.

Session Fastest Lap History

NO	CL	NAME	LAP TIME	TIME OF DAY	LAP	VEHICLE
4	Pro	Adam BESSELL	1:15.914	16:25:57.980	1	Mazda MX-5 Mk3
4	Pro	Adam BESSELL	1:08.900	16:27:06.880	2	Mazda MX-5 Mk3
88	Pro	Colin BYSOUTH	1:08.716	16:27:09.248	2	Mazda MX-5 Mk3
88	Pro	Colin BYSOUTH	1:08.148	16:28:17.308	3	Mazda MX-5 Mk3
88	Pro	Colin BYSOUTH	1:08.009	16:29:25.405	4	Mazda MX-5 Mk3
18	Pro	Will BLACKWELL-CHAMBERS	1:07.609	16:31:43.858	6	Mazda MX-5 Mk3
5	Pro	John LANGRIDGE	1:07.607	16:33:59.825	8	Mazda MX-5 Mk3
12	Pro	Declan LEE	1:07.415	16:34:06.930	8	Mazda MX-5 Mk3
18	Pro	Will BLACKWELL-CHAMBERS	1:07.226	16:35:08.849	9	Mazda MX-5 Mk3
88	Pro	Colin BYSOUTH	1:07.119	16:37:21.659	11	Mazda MX-5 Mk3
88	Pro	Colin BYSOUTH	1:06.874	16:38:28.532	12	Mazda MX-5 Mk3

Session Leader History

NO	CL	NAME	FROM LAP	LAPS LED	DISTANCE	VEHICLE
4	Pro	Adam BESSELL	1	10	12.07 miles	Mazda MX-5 Mk3
88	Pro	Colin BYSOUTH	11	4	4.83 miles	Mazda MX-5 Mk3

Flag History

TYPE	TIME OF DAY
GREEN	16:24:42.050
FINISH	16:40:42.531

Flag Statistics

TYPE	COUNT	TOTAL LAPS	TOTAL TIME
Green	1	14	19:18.021
Red	0	0	0.000
Safety Car	0	0	0.000
FCY	0	0	0.000

BRSCC Mazda MX-5 SuperCup Championship

RACE 9 - STATISTICS

CLASS :

1 Starters

Fastest Lap History

NO	NAME	LAP TIME	TIME OF DAY	LAP	VEHICLE
50	Bruce ROBINSON (M)	1:29.853	16:26:11.921	1	Mazda MX-5 Mk3
50	Bruce ROBINSON (M)	1:16.687	16:27:28.607	2	Mazda MX-5 Mk3
50	Bruce ROBINSON (M)	1:14.796	16:28:43.403	3	Mazda MX-5 Mk3
50	Bruce ROBINSON (M)	1:14.627	16:29:58.029	4	Mazda MX-5 Mk3
50	Bruce ROBINSON (M)	1:13.770	16:41:36.210	13	Mazda MX-5 Mk3

Leader History

NO	NAME	FROM LAP	LAPS LED	DISTANCE	VEHICLE
50	Bruce ROBINSON (M)	1	13	15.70 miles	Mazda MX-5 Mk3

BRSCC Mazda MX-5 SuperCup Championship

RACE 9 - STATISTICS

CLASS : Club

10 Starters

Fastest Lap History

NO	NAME	LAP TIME	TIME OF DAY	LAP	VEHICLE
66	Martin HEATH (M)	1:23.565	16:26:05.633	1	Mazda MX-5 Mk3
66	Martin HEATH (M)	1:13.017	16:27:18.650	2	Mazda MX-5 Mk3
419	Martyn CANNING	1:12.875	16:27:19.345	2	Mazda MX-5 Mk3
70	Xavier BROOKE (M)	1:12.425	16:27:25.408	2	Mazda MX-5 Mk3
15	Clive POWLES (M)	1:11.572	16:27:34.899	2	Mazda Mx5 Mk3
66	Martin HEATH (M)	1:10.603	16:28:29.251	3	Mazda MX-5 Mk3
419	Martyn CANNING	1:10.198	16:30:51.258	5	Mazda MX-5 Mk3
70	Xavier BROOKE (M)	1:10.062	16:30:59.953	5	Mazda MX-5 Mk3
66	Martin HEATH (M)	1:09.770	16:32:01.960	6	Mazda MX-5 Mk3
70	Xavier BROOKE (M)	1:09.667	16:32:09.620	6	Mazda MX-5 Mk3
66	Martin HEATH (M)	1:09.647	16:33:11.607	7	Mazda MX-5 Mk3
66	Martin HEATH (M)	1:09.463	16:34:21.070	8	Mazda MX-5 Mk3
66	Martin HEATH (M)	1:08.889	16:35:29.959	9	Mazda MX-5 Mk3
66	Martin HEATH (M)	1:08.781	16:36:38.734	10	Mazda MX-5 Mk3
66	Martin HEATH (M)	1:08.736	16:37:47.474	11	Mazda MX-5 Mk3
66	Martin HEATH (M)	1:08.641	16:40:05.097	13	Mazda MX-5 Mk3
66	Martin HEATH (M)	1:08.437	16:41:13.536	14	Mazda MX-5 Mk3

Leader History

NO	NAME	FROM LAP	LAPS LED	DISTANCE	VEHICLE
66	Martin HEATH (M)	1	4	4.83 miles	Mazda MX-5 Mk3
419	Martyn CANNING	5	1	1.20 miles	Mazda MX-5 Mk3
66	Martin HEATH (M)	6	9	10.87 miles	Mazda MX-5 Mk3

Weather / Track : Rain / Wet

BRSCC Mazda MX-5 SuperCup Championship

RACE 9 - STATISTICS

CLASS : Pro

20 Starters

Fastest Lap History

NO	NAME	LAP TIME	TIME OF DAY	LAP	VEHICLE
4	Adam BESSELL	1:15.914	16:25:57.980	1	Mazda MX-5 Mk3
4	Adam BESSELL	1:08.900	16:27:06.880	2	Mazda MX-5 Mk3
88	Colin BYSOUTH	1:08.716	16:27:09.248	2	Mazda MX-5 Mk3
88	Colin BYSOUTH	1:08.148	16:28:17.308	3	Mazda MX-5 Mk3
88	Colin BYSOUTH	1:08.009	16:29:25.405	4	Mazda MX-5 Mk3
18	Will BLACKWELL-CHAMBERS	1:07.609	16:31:43.858	6	Mazda MX-5 Mk3
5	John LANGRIDGE	1:07.607	16:33:59.825	8	Mazda MX-5 Mk3
12	Declan LEE	1:07.415	16:34:06.930	8	Mazda MX-5 Mk3
18	Will BLACKWELL-CHAMBERS	1:07.226	16:35:08.849	9	Mazda MX-5 Mk3
88	Colin BYSOUTH	1:07.119	16:37:21.659	11	Mazda MX-5 Mk3
88	Colin BYSOUTH	1:06.874	16:38:28.532	12	Mazda MX-5 Mk3

Leader History

NO	NAME	FROM LAP	LAPS LED	DISTANCE	VEHICLE
4	Adam BESSELL	1	10	12.07 miles	Mazda MX-5 Mk3
88	Colin BYSOUTH	11	4	4.83 miles	Mazda MX-5 Mk3

Weather / Track : Rain / Wet

Results can be found at www.tsl-timing.com

Page 4 of 5

Brands Hatch Indy
Circuit Length = 1.2079 miles
Start: 16:24 Flag 16:40 End: 16:44

Printed - 16:45 Saturday, 24 October 2020

BRSCC Mazda MX-5 SuperCup Championship

RACE 9 - STATISTICS

CLASS : TBA

2 Starters

Fastest Lap History

NO	NAME	LAP TIME	TIME OF DAY	LAP	VEHICLE
116	Simon BALDWIN (M)	1:17.870	16:25:59.930	1	Mazda MX-5 Mk3
116	Simon BALDWIN (M)	1:09.486	16:27:09.325	2	Mazda MX-5 Mk3
116	Simon BALDWIN (M)	1:09.132	16:28:18.547	3	Mazda MX-5 Mk3
116	Simon BALDWIN (M)	1:08.945	16:30:37.008	5	Mazda MX-5 Mk3
116	Simon BALDWIN (M)	1:08.637	16:31:45.646	6	Mazda MX-5 Mk3
116	Simon BALDWIN (M)	1:08.544	16:34:02.910	8	Mazda MX-5 Mk3
116	Simon BALDWIN (M)	1:08.213	16:36:19.697	10	Mazda MX-5 Mk3
116	Simon BALDWIN (M)	1:08.122	16:38:36.812	12	Mazda MX-5 Mk3

Leader History

NO	NAME	FROM LAP	LAPS LED	DISTANCE	VEHICLE
116	Simon BALDWIN (M)	1	12	14.49 miles	Mazda MX-5 Mk3
23	Martin TOLLEY (M)	13	2	2.41 miles	Mazda MX-5 Mk3

Weather / Track : Rain / Wet

Results can be found at www.tsl-timing.com

Page 5 of 5


Brands Hatch Indy
Circuit Length = 1.2079 miles
Start: 16:24 Flag 16:40 End: 16:44

Printed - 16:45 Saturday, 24 October 2020

BRSCC Mazda MX-5 SuperCup Championship

RACE 16 - GRID (15 minutes)



ROW 17	33	22	Chris DAWKINS (M)					
ROW 16		31	50	Bruce ROBINSON (M)	32	44	Scott WRIGHT	
ROW 15	29	19	Liz WALTON (M)		30	87	James DIXON	
ROW 14		27	77	Seamus HEANEY		28	26	Duncan HARRIS (M)
ROW 13	25	36	David HENDERSON		26	15	Clive POWLES (M)	
ROW 12		23	70	Xavier BROOKE (M)		24	722	Alan HAWKINS (M)
ROW 11	21	419	Martyn CANNING		22	107	Sam BAILEY (M)	
ROW 10		19	223	Garry TOWNSEND (M)		20	99	Nick RUTTER (M)
ROW 9	17	7	Alex MILLER		18	11	Kelvin FLETCHER	
ROW 8		15	23	Martin TOLLEY (M)		16	116	Simon BALDWIN (M)
ROW 7	13	10	Brayden FLETCHER		14	66	Martin HEATH (M)	
ROW 6		11	96	Christopher RICHARDSON		12	91	Jack SYCAMORE
ROW 5	9	12	Declan LEE		10	55	Simon FLEET (M)	
ROW 4		7	4	Adam BESSELL		8	88	Colin BYSOUTH
ROW 3	5	8	Samuel SMITH		6	5	John LANGRIDGE	
ROW 2		3	24	James COSSINS		4	18	Will BLACKWELL-CHAMBERS
ROW 1	1	69	George GRANT (M)		2	82	Michael KNIBBS	
Pole								
								

Grid reversed from P8

Brands Hatch Indy
Circuit Length = 1.2079 miles

These results are provisional until the conclusion of any judicial and technical matters.

Clerk Of Course :	Steward :	Timekeeper :

Results can be found at www.tsl-timing.com

Printed - 08:45 Sunday, 25 October 2020

BRSCC Mazda MX-5 SuperCup Championship

RACE 16 - CLASSIFICATION - 3rd AMENDED



POS	NO	CL	PIC NAME	ENTRY	LAPS	TIME	GAP	DIFF	MPH	BEST	ON
1	8	Pro	1 Samuel SMITH	Mazda MX-5 Mk3	13	15:16.523			61.68	57.712	11
2	24	Pro	2 James COSSINS	Mazda MX-5 Mk3	13	15:20.306	3.783	3.783	61.42	58.150	11
3	82	Pro	3 Michael KNIBBS	Mazda MX-5 Mk3	13	15:23.751	7.228	3.445	61.19	58.565	12
4	88	Pro	4 Colin BYSOUTH	Mazda MX-5 Mk3	13	15:23.950	7.427	0.199	61.18	58.079	12
5	18	Pro	5 Will BLACKWELL-CHAMBERS	Mazda MX-5 Mk3	13	15:27.428	10.905	3.478	60.95	58.438	13
6	12	Pro	6 Declan LEE	Mazda MX-5 Mk3	13	15:27.978	11.455	0.550	60.91	58.597	12
7	4	Pro	7 Adam BESSELL	Mazda MX-5 Mk3	13	15:28.727	12.204	0.749	60.87	58.457	13
8	23	Pro	8 Martin TOLLEY (M)	Mazda MX-5 Mk3	13	15:29.635	13.112	0.908	60.81	58.848	13
9	10	Pro	9 Brayden FLETCHER	Mazda MX-5 Mk3	13	15:29.828	13.305	0.193	60.79	58.695	13
10	55	Pro	10 Simon FLEET (M)	Mazda MX-5 Mk3	13	15:30.715	14.192	0.887	60.74	58.786	13
11	11	Pro	11 Kelvin FLETCHER	Mazda MX-5 Mk3	13	15:31.906	15.383	1.191	60.66	58.486	11
12	7	Pro	12 Alex MILLER	Mazda MX-5 Mk3	13	15:32.223	15.700	0.317	60.64	58.867	11
13	223	Pro	13 Garry TOWNSEND (M)	Mazda MX-5 Mk3	13	15:32.669	16.146	0.446	60.61	58.929	13
14	69	Pro	14 George GRANT (M)	Mazda MX-5 Mk3	13	15:32.873	16.350	0.204	60.59	58.509	12
15	70	Club	1 Xavier BROOKE (M)	Mazda MX-5 Mk3	13	15:33.218	16.695	0.345	60.57	58.082	12
16	99	Pro	15 Nick RUTTER (M)	Mazda MX-5 Mk3	13	15:33.366	16.843	0.148	60.56	57.970	13
17	419	Club	2 Martyn CANNING	Mazda MX-5 Mk3	13	15:41.405	24.882	8.039	60.05	59.355	10
18	91*	Pro	16 Jack SYCAMORE	Mazda MX-5 Mk3	13	15:42.221	25.698	0.816	59.99	58.630	13
19	66	Club	3 Martin HEATH (M)	Mazda MX-5 Mk3	13	15:45.894	29.371	3.673	59.76	58.826	13
20	722	Club	4 Alan HAWKINS (M)	Mazda MX-5 Mk3	13	15:55.918	39.395	10.024	59.13	59.513	12
21	44	Club	5 Scott WRIGHT	Mazda MX-5 Mk3	13	15:56.361	39.838	0.443	59.11	59.756	12
22	15	Club	6 Clive POWLES (M)	Mazda Mx5 Mk3	13	16:05.814	49.291	9.453	58.53	59.465	13
23	77	Club	7 Seamus HEANEY	Mazda MX-5 Mk3	13	16:06.806	50.283	0.992	58.47	59.834	13
24	50	Club	8 Bruce ROBINSON (M)	Mazda MX-5 Mk3	13	16:15.289	58.766	8.483	57.96	1:02.861	10
25	26	Club	9 Duncan HARRIS (M)	Mazda MX-5 Mk3	13	16:15.708	59.185	0.419	57.93	1:02.171	13
26	87	Club	10 James DIXON	Mazda MX-5 Mk3	13	16:17.853	1:01.330	2.145	57.81	1:01.529	13
27	19	Club	11 Liz WALTON (M)	Mazda MX-5 Mk3	12	15:18.926	1 Lap	1 Lap	56.78	1:02.966	11

NOT CLASSIFIED

NC	96	Pro	Christopher RICHARDSON	Mazda MX-5 Mk3	8	15:24.714	5 Laps	4 Laps	37.62	1:12.083	6
DNF	36	Pro	David HENDERSON	Mazda MX-5 Mk3	7	9:47.754	6 Laps	1 Lap	51.79	1:02.998	6
DNF	22	Pro	Chris DAWKINS (M)	Mazda MX-5 Mk3	5	7:44.131	8 Laps	2 Laps	46.84	1:18.268	5
DNF	5	Pro	John LANGRIDGE	Mazda MX-5 Mk3	0						
DQ	116*	Pro	Simon BALDWIN (M)	Mazda MX-5 Mk3	0						

FASTEST LAP

8	Pro	Samuel SMITH	Mazda MX-5 Mk3	11	57.712	75.35 mph	121.26 kph
70	Club	Xavier BROOKE (M)	Mazda MX-5 Mk3	12	58.082	74.87 mph	120.49 kph

Car 91 - Reinstated in the results of the race following appeal

Car 116 - Disqualified from the results of the race following post race scrutineering report

Brands Hatch Indy
Circuit Length = 1.2079 miles
Start: 13:18 Flag 13:33 End: 13:34

Weather / Track : Cloudy / Drying

These results are provisional until the conclusion of any judicial and technical matters.

Clerk Of Course :	Steward :	Timekeeper :
-------------------	-----------	--------------

BRSCC Mazda MX-5 SuperCup Championship

RACE 16 - LAP CHART

LAP 1 @ 13:19:23.833			LAP 2 @ 13:21:04.096			LAP 3 @ 13:22:39.993			LAP 4 @ 13:24:13.720			LAP 5 @ 13:25:35.533		
NO	BEHIND	LAP TIME	NO	BEHIND	LAP TIME	NO	BEHIND	LAP TIME	NO	BEHIND	LAP TIME	NO	BEHIND	LAP TIME
82		1:14.874	82		1:40.263	82		1:35.897	82		1:33.727	82		1:21.813
18	0.371	1:15.245	18	0.652	1:40.544	18	0.520	1:35.765	18	0.618	1:33.825	18	0.170	1:21.365
24	2.275	1:17.149	24	1.335	1:39.323	24	1.411	1:35.973	24	1.496	1:33.812	24	0.348	1:20.665
69	3.039	1:17.913	69	1.731	1:38.955	69	1.912	1:36.078	69	2.144	1:33.959	69	0.492	1:20.161
8	3.921	1:18.795	8	2.261	1:38.603	8	2.367	1:36.003	8	2.790	1:34.150	8	1.082	1:20.105
4	4.925	1:19.799	4	2.965	1:38.303	4	3.031	1:35.963	4	3.471	1:34.167	4	1.489	1:19.831
88	6.030	1:20.904	88	3.793	1:38.026	88	3.698	1:35.802	88	4.063	1:34.092	88	1.891	1:19.641
12	6.965	1:21.839	12	4.665	1:37.963	12	4.619	1:35.851	12	5.073	1:34.181	12	2.283	1:19.023
96	7.784	1:22.658	96	5.381	1:37.860	96	5.165	1:35.681	96	5.988	1:34.550	96	3.041	1:18.866
91	8.605	1:23.479	91	5.765	1:37.423	91	5.681	1:35.813	91	6.514	1:34.560	91	3.227	1:18.526
10	9.509	1:24.383	10	6.465	1:37.219	10	6.924	1:36.356	10	7.199	1:34.002	10	3.561	1:18.175
23	10.305	1:25.179	23	7.089	1:37.047	23	7.645	1:36.453	23	7.841	1:33.923	23	4.136	1:18.108
116	11.355	1:26.229	116	7.943	1:36.851	116	8.574	1:36.528	116	8.713	1:33.866	116	4.648	1:17.748
55	12.301	1:27.175	55	8.944	1:36.906	55	9.410	1:36.363	55	9.516	1:33.833	55	5.014	1:17.311
223	13.019	1:27.893	223	9.474	1:36.718	223	10.611	1:37.034	223	10.481	1:33.597	223	5.408	1:16.740
66	13.851	1:28.725	66	10.426	1:36.838	66	11.859	1:37.330	66	11.327	1:33.195	66	6.551	1:17.037
7	14.568	1:29.442	7	11.065	1:36.760	7	13.116	1:37.948	7	11.979	1:32.590	7	7.135	1:16.969
11	15.546	1:30.420	11	12.301	1:37.018	11	14.215	1:37.811	11	13.317	1:32.829	11	9.276	1:17.772
99	15.744	1:30.618	99	12.896	1:37.415	99	15.136	1:38.137	99	14.155	1:32.746	99	9.921	1:17.579
70	16.165	1:31.039	70	13.510	1:37.608	70	15.830	1:38.217	70	14.771	1:32.668	70	10.323	1:17.365
419	16.887	1:31.761	419	15.214	1:38.590	419	18.360	1:39.043	419	16.321	1:31.688	419	11.967	1:17.459
36	18.093	1:32.967	36	16.147	1:38.317	36	19.190	1:38.940	36	17.435	1:31.972	36	14.272	1:18.650
44	18.773	1:33.647	44	16.838	1:38.328	44	20.385	1:39.444	44	18.410	1:31.752	44	16.192	1:19.595
22	20.073	1:34.947	22	18.021	1:38.211	22	22.047	1:39.923	22	21.102	1:32.782	22	17.557	1:18.268
722	20.721	1:35.595	722	18.983	1:38.525	722	23.255	1:40.169	722	21.718	1:32.190	722	17.827	1:17.922
50	21.582	1:36.456	50	20.386	1:39.067	50	24.212	1:39.723	50	22.429	1:31.944	50	19.636	1:19.020
77	22.778	1:37.652	77	21.846	1:39.331	77	26.237	1:40.288	77	23.729	1:31.219	77	20.202	1:18.286
26	23.329	1:38.203	26	22.519	1:39.453	26	26.810	1:40.188	26	24.573	1:31.490	26	22.063	1:19.303
19	24.070	1:38.944	19	23.591	1:39.784	19	27.943	1:40.249	19	25.471	1:31.255	19	23.506	1:19.848
87	24.712	1:39.586	87	24.110	1:39.661	87	28.720	1:40.507	87	26.145	1:31.152	87	24.167	1:19.835
15	25.234	1:40.108	15	24.249	1:39.278	15	29.344	1:40.992	15	26.749	1:31.132	15	24.371	1:19.435

Weather / Track : Cloudy / Drying

Brands Hatch Indy
 Circuit Length = 1.2079 miles
 Start: 13:18 Flag 13:33 End: 13:34

BRSCC Mazda MX-5 SuperCup Championship

RACE 16 - LAP CHART

LAP 6 @ 13:26:35.673			LAP 7 @ 13:27:35.849			LAP 8 @ 13:28:34.726			LAP 9 @ 13:29:33.490			LAP 10 @ 13:30:31.835		
NO	BEHIND	LAP TIME	NO	BEHIND	LAP TIME	NO	BEHIND	LAP TIME	NO	BEHIND	LAP TIME	NO	BEHIND	LAP TIME
82		1:00.140	8		59.518	8		58.877	8		58.764	8		58.345
24	0.480	1:00.272	82	0.417	1:00.593	24	1.712	59.734	24	1.362	58.414	24	1.478	58.461
18	0.524	1:00.494	24	0.855	1:00.551	82	1.842	1:00.302	82	3.402	1:00.324	82	4.046	58.989
8	0.658	59.716	18	1.061	1:00.713	18	2.048	59.864	88	3.646	1:00.055	88	4.837	59.536
69	1.067	1:00.715	88	1.361	59.616	88	2.355	59.871	69	4.629	59.609	10	7.894	1:00.015
4	1.750	1:00.401	69	2.146	1:01.255	69	3.784	1:00.515	18	4.757	1:01.473	18	8.617	1:02.205
88	1.921	1:00.170	12	2.581	1:00.069	12	4.443	1:00.739	12	4.936	59.257	12	8.800	1:02.209
12	2.688	1:00.545	10	3.806	59.905	10	4.617	59.688	23	5.520	59.209	116	8.987	1:00.363
10	4.077	1:00.656	23	4.724	1:00.249	23	5.075	59.228	10	6.224	1:00.371	23	9.225	1:02.050
23	4.651	1:00.655	116	5.740	1:00.381	116	6.554	59.691	116	6.969	59.179	4	9.272	1:00.312
116	5.535	1:01.027	4	6.099	1:04.525	4	7.003	59.781	4	7.305	59.066	55	10.871	1:00.344
55	5.791	1:00.917	55	6.312	1:00.697	55	7.967	1:00.532	55	8.872	59.669	223	11.191	59.831
223	6.280	1:01.012	223	6.623	1:00.519	223	8.630	1:00.884	223	9.705	59.839	7	11.561	59.035
7	8.844	1:01.849	7	9.456	1:00.788	7	10.015	59.436	7	10.871	59.620	11	12.228	59.069
11	9.957	1:00.821	11	9.862	1:00.081	11	11.140	1:00.155	11	11.504	59.128	69	13.576	1:07.292
99	10.733	1:00.952	70	11.179	1:00.135	70	11.416	59.114	70	12.456	59.804	99	13.717	59.097
70	11.220	1:01.037	99	11.702	1:01.145	99	12.480	59.655	99	12.965	59.249	70	13.977	59.866
66	12.416	1:06.005	66	13.122	1:00.882	66	15.471	1:01.226	66	17.091	1:00.384	66	18.129	59.383
419	13.940	1:02.113	419	14.665	1:00.901	419	15.816	1:00.028	419	17.431	1:00.379	419	18.441	59.355
96	14.984	1:12.083	91	19.959	1:02.861	91	20.996	59.914	91	21.688	59.456	91	22.472	59.129
36	17.130	1:02.998	36	20.864	1:03.910	44	27.271	1:02.761	44	30.006	1:01.499	44	32.777	1:01.116
91	17.274	1:14.187	44	23.387	1:03.379	722	27.755	1:02.497	722	30.471	1:01.480	722	33.182	1:01.056
44	20.184	1:04.132	722	24.135	1:02.766	50	32.372	1:03.489	50	36.720	1:03.112	50	41.236	1:02.861
722	21.545	1:03.858	50	27.760	1:04.013	77	32.810	1:03.548	77	37.164	1:03.118	15	41.620	1:02.529
50	23.923	1:04.427	77	28.139	1:03.174	15	33.730	1:01.733	15	37.436	1:02.470	77	41.988	1:03.169
77	25.141	1:05.079	26	30.671	1:03.682	26	35.204	1:03.410	26	40.840	1:04.400	26	45.160	1:02.665
26	27.165	1:05.242	15	30.874	1:03.098	19	37.912	1:03.873	19	43.115	1:03.967	19	48.108	1:03.338
15	27.952	1:03.721	19	32.916	1:04.236	87	38.645	1:03.742	87	43.856	1:03.975	87	48.485	1:02.974
19	28.856	1:05.490	87	33.780	1:04.250									
87	29.706	1:05.679												

Weather / Track : Cloudy / Drying

Brands Hatch Indy
 Circuit Length = 1.2079 miles
 Start: 13:18 Flag 13:33 End: 13:34

BRSCC Mazda MX-5 SuperCup Championship

RACE 16 - LAP CHART

LAP 11 @ 13:31:29.547			LAP 12 @ 13:32:27.407			LAP 13 @ 13:33:25.482		
NO	BEHIND	LAP TIME	NO	BEHIND	LAP TIME	NO	BEHIND	LAP TIME
8		57.712	8		57.860	8		58.075
24	1.916	58.150	96	5 Laps	5:38.008 P	19	1 Lap	1:04.976
82	5.520	59.186	24	2.486	58.430	24	3.783	59.372
88	6.251	59.126	82	6.225	58.565	82	7.228	59.078
18	9.787	58.882	88	6.470	58.079	88	7.427	59.032
12	9.969	58.881	18	10.542	58.615	96	5 Laps	1:05.008
116	10.791	59.516	12	10.706	58.597	18	10.905	58.438
4	10.923	59.363	116	11.767	58.836	12	11.455	58.824
23	11.279	59.766	4	11.822	58.759	116	12.046	58.354
10	11.749	1:01.567	23	12.339	58.920	4	12.204	58.457
55	12.161	59.002	10	12.685	58.796	23	13.112	58.848
223	12.511	59.032	55	13.481	59.180	10	13.305	58.695
7	12.716	58.867	7	14.744	59.888	55	14.192	58.786
11	13.002	58.486	11	14.892	59.750	11	15.383	58.566
69	15.215	59.351	223	15.292	1:00.641	7	15.700	59.031
70	16.112	59.847	69	15.864	58.509	223	16.146	58.929
99	16.307	1:00.302	70	16.334	58.082	69	16.350	58.561
419	21.640	1:00.911	99	16.948	58.501	70	16.695	58.436
91	24.146	59.386	419	23.473	59.693	99	16.843	57.970
66	26.094	1:05.677	91	25.143	58.857	419	24.882	59.484
44	35.159	1:00.094	66	28.620	1:00.386	91	25.698	58.630
722	35.674	1:00.204	44	37.055	59.756	66	29.371	58.826
15	45.002	1:01.094	722	37.327	59.513	722	39.395	1:00.143
77	46.117	1:01.841	15	47.901	1:00.759	44	39.838	1:00.858
50	48.068	1:04.544	77	48.524	1:00.267	15	49.291	59.465
26	50.527	1:03.079	50	53.798	1:03.590	77	50.283	59.834
19	53.362	1:02.966	26	55.089	1:02.422	50	58.766	1:03.043
87	53.716	1:02.943	87	57.876	1:02.020	26	59.185	1:02.171
						87	1:01.330	1:01.529

Weather / Track : Cloudy / Drying

BRSCC Mazda MX-5 SuperCup Championship

RACE 16 - LAP ANALYSIS

DIFF = Difference To Personal Best Lap

P1 8 Samuel SMITH				
LAP	LAP TIME	DIFF	MPH	TIME OF DAY
1 -	1:18.795	21.083	55.18	13:19:27.754
2 -	1:38.603	40.891	44.10	13:21:06.357
3 -	1:36.003	38.291	45.29	13:22:42.360
4 -	1:34.150	36.438	46.18	13:24:16.510
5 -	1:20.105	22.393	54.28	13:25:36.615
6 -	59.716	2.004	72.82	13:26:36.331
7 -	59.518	1.806	73.06	13:27:35.849
8 -	58.877	1.165	73.85	13:28:34.726
9 -	58.764	1.052	74.00	13:29:33.490
10 -	58.345	0.633	74.53	13:30:31.835
11 -	57.712 (1)		75.35	13:31:29.547
12 -	57.860 (2)	0.148	75.15	13:32:27.407
13 -	58.075 (3)	0.363	74.87	13:33:25.482

P2 24 James COSSINS				
LAP	LAP TIME	DIFF	MPH	TIME OF DAY
1 -	1:17.149	18.999	56.36	13:19:26.108
2 -	1:39.323	41.173	43.78	13:21:05.431
3 -	1:35.973	37.823	45.31	13:22:41.404
4 -	1:33.812	35.662	46.35	13:24:15.216
5 -	1:20.665	22.515	53.90	13:25:35.881
6 -	1:00.272	2.122	72.14	13:26:36.153
7 -	1:00.551	2.401	71.81	13:27:36.704
8 -	59.734	1.584	72.79	13:28:36.438
9 -	58.414 (2)	0.264	74.44	13:29:34.852
10 -	58.461	0.311	74.38	13:30:33.313
11 -	58.150 (1)		74.78	13:31:31.463
12 -	58.430 (3)	0.280	74.42	13:32:29.893
13 -	59.372	1.222	73.24	13:33:29.265

P3 82 Michael KNIBBS				
LAP	LAP TIME	DIFF	MPH	TIME OF DAY
1 -	1:14.874	16.309	58.07	13:19:23.833
2 -	1:40.263	41.698	43.37	13:21:04.096
3 -	1:35.897	37.332	45.34	13:22:39.993
4 -	1:33.727	35.162	46.39	13:24:13.720
5 -	1:21.813	23.248	53.15	13:25:35.533
6 -	1:00.140	1.575	72.30	13:26:35.673
7 -	1:00.593	2.028	71.76	13:27:36.266
8 -	1:00.302	1.737	72.11	13:28:36.568
9 -	1:00.324	1.759	72.08	13:29:36.892
10 -	58.989 (2)	0.424	73.71	13:30:35.881
11 -	59.186	0.621	73.47	13:31:35.067
12 -	58.565 (1)		74.25	13:32:33.632
13 -	59.078 (3)	0.513	73.60	13:33:32.710

P4 88 Colin BYSOUTH				
LAP	LAP TIME	DIFF	MPH	TIME OF DAY
1 -	1:20.904	22.825	53.74	13:19:29.863
2 -	1:38.026	39.947	44.36	13:21:07.889
3 -	1:35.802	37.723	45.39	13:22:43.691
4 -	1:34.092	36.013	46.21	13:24:17.783
5 -	1:19.641	21.562	54.60	13:25:37.424
6 -	1:00.170	2.091	72.27	13:26:37.594
7 -	59.616	1.537	72.94	13:27:37.210
8 -	59.871	1.792	72.63	13:28:37.081
9 -	1:00.055	1.976	72.41	13:29:37.136
10 -	59.536	1.457	73.04	13:30:36.672
11 -	59.126 (3)	1.047	73.54	13:31:35.798

DIFF = Difference To Personal Best Lap

12 -	58.079 (1)		74.87	13:32:33.877
13 -	59.032 (2)	0.953	73.66	13:33:32.909

P5 18 Will BLACKWELL-CHAMBERS				
LAP	LAP TIME	DIFF	MPH	TIME OF DAY
1 -	1:15.245	16.807	57.79	13:19:24.204
2 -	1:40.544	42.106	43.25	13:21:04.748
3 -	1:35.765	37.327	45.40	13:22:40.513
4 -	1:33.825	35.387	46.34	13:24:14.338
5 -	1:21.365	22.927	53.44	13:25:35.703
6 -	1:00.494	2.056	71.88	13:26:36.197
7 -	1:00.713	2.275	71.62	13:27:36.910
8 -	59.864	1.426	72.64	13:28:36.774
9 -	1:01.473	3.035	70.74	13:29:38.247
10 -	1:02.205	3.767	69.90	13:30:40.452
11 -	58.882 (3)	0.444	73.85	13:31:39.334
12 -	58.615 (2)	0.177	74.18	13:32:37.949
13 -	58.438 (1)		74.41	13:33:36.387

P6 12 Declan LEE				
LAP	LAP TIME	DIFF	MPH	TIME OF DAY
1 -	1:21.839	23.242	53.13	13:19:30.798
2 -	1:37.963	39.366	44.39	13:21:08.761
3 -	1:35.851	37.254	45.36	13:22:44.612
4 -	1:34.181	35.584	46.17	13:24:18.793
5 -	1:19.023	20.426	55.02	13:25:37.816
6 -	1:00.545	1.948	71.82	13:26:38.361
7 -	1:00.069	1.472	72.39	13:27:38.430
8 -	1:00.739	2.142	71.59	13:28:39.169
9 -	59.257	0.660	73.38	13:29:38.426
10 -	1:02.209	3.612	69.90	13:30:40.635
11 -	58.881 (3)	0.284	73.85	13:31:39.516
12 -	58.597 (1)		74.21	13:32:38.113
13 -	58.824 (2)	0.227	73.92	13:33:36.937

P7 116 Simon BALDWIN (M)				
LAP	LAP TIME	DIFF	MPH	TIME OF DAY
1 -	1:26.229	27.875	50.43	13:19:35.188
2 -	1:36.851	38.497	44.89	13:21:12.039
3 -	1:36.528	38.174	45.05	13:22:48.567
4 -	1:33.866	35.512	46.32	13:24:22.433
5 -	1:17.748	19.394	55.93	13:25:40.181
6 -	1:01.027	2.673	71.25	13:26:41.208
7 -	1:00.381	2.027	72.01	13:27:41.589
8 -	59.691	1.337	72.85	13:28:41.280
9 -	59.179 (3)	0.825	73.48	13:29:40.459
10 -	1:00.363	2.009	72.04	13:30:40.822
11 -	59.516	1.162	73.06	13:31:40.338
12 -	58.836 (2)	0.482	73.91	13:32:39.174
13 -	58.354 (1)		74.52	13:33:37.528

P8 4 Adam BESSELL				
LAP	LAP TIME	DIFF	MPH	TIME OF DAY
1 -	1:19.799	21.342	54.49	13:19:28.758
2 -	1:38.303	39.846	44.23	13:21:07.061
3 -	1:35.963	37.506	45.31	13:22:43.024
4 -	1:34.167	35.710	46.17	13:24:17.191
5 -	1:19.831	21.374	54.47	13:25:37.022
6 -	1:00.401	1.944	71.99	13:26:37.423
7 -	1:04.525	6.068	67.39	13:27:41.948
8 -	59.781	1.324	72.74	13:28:41.729

Weather / Track : Cloudy / Drying

Brands Hatch Indy
Circuit Length = 1.2079 miles
Start: 13:18 Flag 13:33 End: 13:34

BRSCC Mazda MX-5 SuperCup Championship

RACE 16 - LAP ANALYSIS

DIFF = Difference To Personal Best Lap

9 -	59.066 (3)	0.609	73.62	13:29:40.795
10 -	1:00.312	1.855	72.10	13:30:41.107
11 -	59.363	0.906	73.25	13:31:40.470
12 -	58.759 (2)	0.302	74.00	13:32:39.229
13 -	58.457 (1)		74.38	13:33:37.686

P9 23 Martin TOLLEY (M)

LAP	LAP TIME	DIFF	MPH	TIME OF DAY
1 -	1:25.179	26.331	51.05	13:19:34.138
2 -	1:37.047	38.199	44.80	13:21:11.185
3 -	1:36.453	37.605	45.08	13:22:47.638
4 -	1:33.923	35.075	46.29	13:24:21.561
5 -	1:18.108	19.260	55.67	13:25:39.669
6 -	1:00.655	1.807	71.69	13:26:40.324
7 -	1:00.249	1.401	72.17	13:27:40.573
8 -	59.228	0.380	73.42	13:28:39.801
9 -	59.209 (3)	0.361	73.44	13:29:39.010
10 -	1:02.050	3.202	70.08	13:30:41.060
11 -	59.766	0.918	72.76	13:31:40.826
12 -	58.920 (2)	0.072	73.80	13:32:39.746
13 -	58.848 (1)		73.89	13:33:38.594

P10 10 Brayden FLETCHER

LAP	LAP TIME	DIFF	MPH	TIME OF DAY
1 -	1:24.383	25.688	51.53	13:19:33.342
2 -	1:37.219	38.524	44.72	13:21:10.561
3 -	1:36.356	37.661	45.13	13:22:46.917
4 -	1:34.002	35.307	46.26	13:24:20.919
5 -	1:18.175	19.480	55.62	13:25:39.094
6 -	1:00.656	1.961	71.69	13:26:39.750
7 -	59.905	1.210	72.59	13:27:39.655
8 -	59.688 (3)	0.993	72.85	13:28:39.343
9 -	1:00.371	1.676	72.03	13:29:39.714
10 -	1:00.015	1.320	72.45	13:30:39.729
11 -	1:01.567	2.872	70.63	13:31:41.296
12 -	58.796 (2)	0.101	73.96	13:32:40.092
13 -	58.695 (1)		74.08	13:33:38.787

P11 55 Simon FLEET (M)

LAP	LAP TIME	DIFF	MPH	TIME OF DAY
1 -	1:27.175	28.389	49.88	13:19:36.134
2 -	1:36.906	38.120	44.87	13:21:13.040
3 -	1:36.363	37.577	45.12	13:22:49.403
4 -	1:33.833	35.047	46.34	13:24:23.236
5 -	1:17.311	18.525	56.24	13:25:40.547
6 -	1:00.917	2.131	71.38	13:26:41.464
7 -	1:00.697	1.911	71.64	13:27:42.161
8 -	1:00.532	1.746	71.83	13:28:42.693
9 -	59.669	0.883	72.87	13:29:42.362
10 -	1:00.344	1.558	72.06	13:30:42.706
11 -	59.002 (2)	0.216	73.70	13:31:41.708
12 -	59.180 (3)	0.394	73.48	13:32:40.888
13 -	58.786 (1)		73.97	13:33:39.674

P12 11 Kelvin FLETCHER

LAP	LAP TIME	DIFF	MPH	TIME OF DAY
1 -	1:30.420	31.934	48.09	13:19:39.379
2 -	1:37.018	38.532	44.82	13:21:16.397
3 -	1:37.811	39.325	44.45	13:22:54.208
4 -	1:32.829	34.343	46.84	13:24:27.037
5 -	1:17.772	19.286	55.91	13:25:44.809

DIFF = Difference To Personal Best Lap

6 -	1:00.821	2.335	71.49	13:26:45.630
7 -	1:00.081	1.595	72.37	13:27:45.711
8 -	1:00.155	1.669	72.28	13:28:45.866
9 -	59.128	0.642	73.54	13:29:44.994
10 -	59.069 (3)	0.583	73.61	13:30:44.063
11 -	58.486 (1)		74.35	13:31:42.549
12 -	59.750	1.264	72.77	13:32:42.299
13 -	58.566 (2)	0.080	74.25	13:33:40.865

P13 7 Alex MILLER

LAP	LAP TIME	DIFF	MPH	TIME OF DAY
1 -	1:29.442	30.575	48.61	13:19:38.401
2 -	1:36.760	37.893	44.94	13:21:15.161
3 -	1:37.948	39.081	44.39	13:22:53.109
4 -	1:32.590	33.723	46.96	13:24:25.699
5 -	1:16.969	18.102	56.49	13:25:42.668
6 -	1:01.849	2.982	70.31	13:26:44.517
7 -	1:00.788	1.921	71.53	13:27:45.305
8 -	59.436	0.569	73.16	13:28:44.741
9 -	59.620	0.753	72.93	13:29:44.361
10 -	59.035 (3)	0.168	73.66	13:30:43.396
11 -	58.867 (1)		73.87	13:31:42.263
12 -	59.888	1.021	72.61	13:32:42.151
13 -	59.031 (2)	0.164	73.66	13:33:41.182

P14 223 Garry TOWNSEND (M)

LAP	LAP TIME	DIFF	MPH	TIME OF DAY
1 -	1:27.893	28.964	49.47	13:19:36.852
2 -	1:36.718	37.789	44.96	13:21:13.570
3 -	1:37.034	38.105	44.81	13:22:50.604
4 -	1:33.597	34.668	46.46	13:24:24.201
5 -	1:16.740	17.811	56.66	13:25:40.941
6 -	1:01.012	2.083	71.27	13:26:41.953
7 -	1:00.519	1.590	71.85	13:27:42.472
8 -	1:00.884	1.955	71.42	13:28:43.356
9 -	59.839	0.910	72.67	13:29:43.195
10 -	59.831 (3)	0.902	72.68	13:30:43.026
11 -	59.032 (2)	0.103	73.66	13:31:42.058
12 -	1:00.641	1.712	71.71	13:32:42.699
13 -	58.929 (1)		73.79	13:33:41.628

P15 69 George GRANT (M)

LAP	LAP TIME	DIFF	MPH	TIME OF DAY
1 -	1:17.913	19.404	55.81	13:19:26.872
2 -	1:38.955	40.446	43.94	13:21:05.827
3 -	1:36.078	37.569	45.26	13:22:41.905
4 -	1:33.959	35.450	46.28	13:24:15.864
5 -	1:20.161	21.652	54.24	13:25:36.025
6 -	1:00.715	2.206	71.62	13:26:36.740
7 -	1:01.255	2.746	70.99	13:27:37.995
8 -	1:00.515	2.006	71.85	13:28:38.510
9 -	59.609	1.100	72.95	13:29:38.119
10 -	1:07.292	8.783	64.62	13:30:45.411
11 -	59.351 (3)	0.842	73.26	13:31:44.762
12 -	58.509 (1)		74.32	13:32:43.271
13 -	58.561 (2)	0.052	74.25	13:33:41.832

P16 70 Xavier BROOKE (M)

LAP	LAP TIME	DIFF	MPH	TIME OF DAY
1 -	1:31.039	32.957	47.76	13:19:39.998
2 -	1:37.608	39.526	44.55	13:21:17.606

Weather / Track : Cloudy / Drying

Brands Hatch Indy
Circuit Length = 1.2079 miles
Start: 13:18 Flag 13:33 End: 13:34

BRSCC Mazda MX-5 SuperCup Championship

RACE 16 - LAP ANALYSIS

DIFF = Difference To Personal Best Lap

3 -	1:38.217	40.135	44.27	13:22:55.823
4 -	1:32.668	34.586	46.92	13:24:28.491
5 -	1:17.365	19.283	56.20	13:25:45.856
6 -	1:01.037	2.955	71.24	13:26:46.893
7 -	1:00.135	2.053	72.31	13:27:47.028
8 -	59.114 (3)	1.032	73.56	13:28:46.142
9 -	59.804	1.722	72.71	13:29:45.946
10 -	59.866	1.784	72.63	13:30:45.812
11 -	59.847	1.765	72.66	13:31:45.659
12 -	58.082 (1)		74.87	13:32:43.741
13 -	58.436 (2)	0.354	74.41	13:33:42.177

P17 99 Nick RUTTER (M)

LAP	LAP TIME	DIFF	MPH	TIME OF DAY
1 -	1:30.618	32.648	47.98	13:19:39.577
2 -	1:37.415	39.445	44.63	13:21:16.992
3 -	1:38.137	40.167	44.31	13:22:55.129
4 -	1:32.746	34.776	46.88	13:24:27.875
5 -	1:17.579	19.609	56.05	13:25:45.454
6 -	1:00.952	2.982	71.34	13:26:46.406
7 -	1:01.145	3.175	71.11	13:27:47.551
8 -	59.655	1.685	72.89	13:28:47.206
9 -	59.249	1.279	73.39	13:29:46.455
10 -	59.097 (3)	1.127	73.58	13:30:45.552
11 -	1:00.302	2.332	72.11	13:31:45.854
12 -	58.501 (2)	0.531	74.33	13:32:44.355
13 -	57.970 (1)		75.01	13:33:42.325

P18 419 Martyn CANNING

LAP	LAP TIME	DIFF	MPH	TIME OF DAY
1 -	1:31.761	32.406	47.39	13:19:40.720
2 -	1:38.590	39.235	44.10	13:21:19.310
3 -	1:39.043	39.688	43.90	13:22:58.353
4 -	1:31.688	32.333	47.42	13:24:30.041
5 -	1:17.459	18.104	56.14	13:25:47.500
6 -	1:02.113	2.758	70.01	13:26:49.613
7 -	1:00.901	1.546	71.40	13:27:50.514
8 -	1:00.028	0.673	72.44	13:28:50.542
9 -	1:00.379	1.024	72.02	13:29:50.921
10 -	59.355 (1)		73.26	13:30:50.276
11 -	1:00.911	1.556	71.39	13:31:51.187
12 -	59.693 (3)	0.338	72.84	13:32:50.880
13 -	59.484 (2)	0.129	73.10	13:33:50.364

P19 91 Jack SYCAMORE

LAP	LAP TIME	DIFF	MPH	TIME OF DAY
1 -	1:23.479	24.849	52.09	13:19:32.438
2 -	1:37.423	38.793	44.63	13:21:09.861
3 -	1:35.813	37.183	45.38	13:22:45.674
4 -	1:34.560	35.930	45.98	13:24:20.234
5 -	1:18.526	19.896	55.37	13:25:38.760
6 -	1:14.187	15.557	58.61	13:26:52.947
7 -	1:02.861	4.231	69.17	13:27:55.808
8 -	59.914	1.284	72.58	13:28:55.722
9 -	59.456	0.826	73.13	13:29:55.178
10 -	59.129 (3)	0.499	73.54	13:30:54.307
11 -	59.386	0.756	73.22	13:31:53.693
12 -	58.857 (2)	0.227	73.88	13:32:52.550
13 -	58.630 (1)		74.17	13:33:51.180

DIFF = Difference To Personal Best Lap

P20 66 Martin HEATH (M)				
LAP	LAP TIME	DIFF	MPH	TIME OF DAY
1 -	1:28.725	29.899	49.01	13:19:37.684
2 -	1:36.838	38.012	44.90	13:21:14.522
3 -	1:37.330	38.504	44.67	13:22:51.852
4 -	1:33.195	34.369	46.66	13:24:25.047
5 -	1:17.037	18.211	56.44	13:25:42.084
6 -	1:06.005	7.179	65.88	13:26:48.089
7 -	1:00.882	2.056	71.42	13:27:48.971
8 -	1:01.226	2.400	71.02	13:28:50.197
9 -	1:00.384 (3)	1.558	72.01	13:29:50.581
10 -	59.383 (2)	0.557	73.22	13:30:49.964
11 -	1:05.677	6.851	66.21	13:31:55.641
12 -	1:00.386	1.560	72.01	13:32:56.027
13 -	58.826 (1)		73.92	13:33:54.853

P21 722 Alan HAWKINS (M)

LAP	LAP TIME	DIFF	MPH	TIME OF DAY
1 -	1:35.595	36.082	45.48	13:19:44.554
2 -	1:38.525	39.012	44.13	13:21:23.079
3 -	1:40.169	40.656	43.41	13:23:03.248
4 -	1:32.190	32.677	47.17	13:24:35.438
5 -	1:17.922	18.409	55.80	13:25:53.360
6 -	1:03.858	4.345	68.09	13:26:57.218
7 -	1:02.766	3.253	69.28	13:27:59.984
8 -	1:02.497	2.984	69.58	13:29:02.481
9 -	1:01.480	1.967	70.73	13:30:03.961
10 -	1:01.056	1.543	71.22	13:31:05.017
11 -	1:00.204 (3)	0.691	72.23	13:32:05.221
12 -	59.513 (1)		73.06	13:33:04.734
13 -	1:00.143 (2)	0.630	72.30	13:34:04.877

P22 44 Scott WRIGHT

LAP	LAP TIME	DIFF	MPH	TIME OF DAY
1 -	1:33.647	33.891	46.43	13:19:42.606
2 -	1:38.328	38.572	44.22	13:21:20.934
3 -	1:39.444	39.688	43.72	13:23:00.378
4 -	1:31.752	31.996	47.39	13:24:32.130
5 -	1:19.595	19.839	54.63	13:25:51.725
6 -	1:04.132	4.376	67.80	13:26:55.857
7 -	1:03.379	3.623	68.61	13:27:59.236
8 -	1:02.761	3.005	69.28	13:29:01.997
9 -	1:01.499	1.743	70.71	13:30:03.496
10 -	1:01.116	1.360	71.15	13:31:04.612
11 -	1:00.094 (2)	0.338	72.36	13:32:04.706
12 -	59.756 (1)		72.77	13:33:04.462
13 -	1:00.858 (3)	1.102	71.45	13:34:05.320

P23 15 Clive POWLES (M)

LAP	LAP TIME	DIFF	MPH	TIME OF DAY
1 -	1:40.108	40.643	43.43	13:19:49.067
2 -	1:39.278	39.813	43.80	13:21:28.345
3 -	1:40.992	41.527	43.05	13:23:09.337
4 -	1:31.132	31.667	47.71	13:24:40.469
5 -	1:19.435	19.970	54.74	13:25:59.904
6 -	1:03.721	4.256	68.24	13:27:03.625
7 -	1:03.098	3.633	68.91	13:28:06.723
8 -	1:01.733	2.268	70.44	13:29:08.456
9 -	1:02.470	3.005	69.61	13:30:10.926
10 -	1:02.529	3.064	69.54	13:31:13.455
11 -	1:01.094 (3)	1.629	71.17	13:32:14.549

Brands Hatch Indy

Circuit Length = 1.2079 miles

Start: 13:18 Flag 13:33 End: 13:34

Weather / Track : Cloudy / Drying

BRSCC Mazda MX-5 SuperCup Championship

RACE 16 - LAP ANALYSIS

DIFF = Difference To Personal Best Lap

12 - 1:00.759 (2) 1.294 71.57 13:33:15.308
13 - 59.465 (1) 73.12 13:34:14.773

P24 77 Seamus HEANEY				
LAP	LAP TIME	DIFF	MPH	TIME OF DAY
1 -	1:37.652	37.818	44.53	13:19:46.611
2 -	1:39.331	39.497	43.77	13:21:25.942
3 -	1:40.288	40.454	43.36	13:23:06.230
4 -	1:31.219	31.385	47.67	13:24:37.449
5 -	1:18.286	18.452	55.54	13:25:55.735
6 -	1:05.079	5.245	66.82	13:27:00.814
7 -	1:03.174	3.340	68.83	13:28:03.988
8 -	1:03.548	3.714	68.43	13:29:07.536
9 -	1:03.118	3.284	68.89	13:30:10.654
10 -	1:03.169	3.335	68.84	13:31:13.823
11 -	1:01.841 (3)	2.007	70.31	13:32:15.664
12 -	1:00.267 (2)	0.433	72.15	13:33:15.931
13 -	59.834 (1)	72.67	13:34:15.765	

P25 50 Bruce ROBINSON (M)				
LAP	LAP TIME	DIFF	MPH	TIME OF DAY
1 -	1:36.456	33.595	45.08	13:19:45.415
2 -	1:39.067	36.206	43.89	13:21:24.482
3 -	1:39.723	36.862	43.60	13:23:04.205
4 -	1:31.944	29.083	47.29	13:24:36.149
5 -	1:19.020	16.159	55.03	13:25:55.169
6 -	1:04.427	1.566	67.49	13:26:59.596
7 -	1:04.013	1.152	67.93	13:28:03.609
8 -	1:03.489	0.628	68.49	13:29:07.098
9 -	1:03.112 (3)	0.251	68.90	13:30:10.210
10 -	1:02.861 (1)	69.17	13:31:13.071	
11 -	1:04.544	1.683	67.37	13:32:17.615
12 -	1:03.590	0.729	68.38	13:33:21.205
13 -	1:03.043 (2)	0.182	68.97	13:34:24.248

P26 26 Duncan HARRIS (M)				
LAP	LAP TIME	DIFF	MPH	TIME OF DAY
1 -	1:38.203	36.032	44.28	13:19:47.162
2 -	1:39.453	37.282	43.72	13:21:26.615
3 -	1:40.188	38.017	43.40	13:23:06.803
4 -	1:31.490	29.319	47.53	13:24:38.293
5 -	1:19.303	17.132	54.83	13:25:57.596
6 -	1:05.242	3.071	66.65	13:27:02.838
7 -	1:03.682	1.511	68.28	13:28:06.520
8 -	1:03.410	1.239	68.57	13:29:09.930
9 -	1:04.400	2.229	67.52	13:30:14.330
10 -	1:02.665 (3)	0.494	69.39	13:31:16.995
11 -	1:03.079	0.908	68.93	13:32:20.074
12 -	1:02.422 (2)	0.251	69.66	13:33:22.496
13 -	1:02.171 (1)	69.94	13:34:24.667	

P27 87 James DIXON				
LAP	LAP TIME	DIFF	MPH	TIME OF DAY
1 -	1:39.586	38.057	43.66	13:19:48.545
2 -	1:39.661	38.132	43.63	13:21:28.206
3 -	1:40.507	38.978	43.26	13:23:08.713
4 -	1:31.152	29.623	47.70	13:24:39.865
5 -	1:19.835	18.306	54.46	13:25:59.700
6 -	1:05.679	4.150	66.20	13:27:05.379
7 -	1:04.250	2.721	67.68	13:28:09.629
8 -	1:03.742	2.213	68.22	13:29:13.371

DIFF = Difference To Personal Best Lap

9 - 1:03.975 2.446 67.97 13:30:17.346
 10 - 1:02.974 1.445 69.05 13:31:20.320
 11 - 1:02.943 (3) 1.414 69.08 13:32:23.263
 12 - 1:02.020 (2) 0.491 70.11 13:33:25.283
13 - 1:01.529 (1) 70.67 13:34:26.812

P28 19 Liz WALTON (M)				
LAP	LAP TIME	DIFF	MPH	TIME OF DAY
1 -	1:38.944	35.978	43.94	13:19:47.903
2 -	1:39.784	36.818	43.58	13:21:27.687
3 -	1:40.249	37.283	43.37	13:23:07.936
4 -	1:31.255	28.289	47.65	13:24:39.191
5 -	1:19.848	16.882	54.46	13:25:59.039
6 -	1:05.490	2.524	66.40	13:27:04.529
7 -	1:04.236	1.270	67.69	13:28:08.765
8 -	1:03.873 (3)	0.907	68.08	13:29:12.638
9 -	1:03.967	1.001	67.98	13:30:16.605
10 -	1:03.338 (2)	0.372	68.65	13:31:19.943
11 -	1:02.966 (1)	69.06	13:32:22.909	
12 -	1:04.976	2.010	66.92	13:33:27.885

P29 96 Christopher RICHARDSON				
LAP	LAP TIME	DIFF	MPH	TIME OF DAY
1 -	1:22.658 (3)	10.575	52.60	13:19:31.617
2 -	1:37.860	25.777	44.43	13:21:09.477
3 -	1:35.681	23.598	45.44	13:22:45.158
4 -	1:34.550	22.467	45.99	13:24:19.708
5 -	1:18.866 (2)	6.783	55.13	13:25:38.574
6 -	1:12.083 (1)	60.32	13:26:50.657	
7 -	5:38.008 P	4:25.925	12.86	13:32:28.665
8 -	1:05.008	66.89	13:33:33.673	

P30 36 David HENDERSON				
LAP	LAP TIME	DIFF	MPH	TIME OF DAY
1 -	1:32.967	29.969	46.77	13:19:41.926
2 -	1:38.317	35.319	44.23	13:21:20.243
3 -	1:38.940	35.942	43.95	13:22:59.183
4 -	1:31.972	28.974	47.28	13:24:31.155
5 -	1:18.650 (3)	15.652	55.29	13:25:49.805
6 -	1:02.998 (1)	69.02	13:26:52.803	
7 -	1:03.910 (2)	0.912	68.04	13:27:56.713

P31 22 Chris DAWKINS (M)				
LAP	LAP TIME	DIFF	MPH	TIME OF DAY
1 -	1:34.947 (3)	16.679	45.80	13:19:43.906
2 -	1:38.211	19.943	44.27	13:21:22.117
3 -	1:39.923	21.655	43.51	13:23:02.040
4 -	1:32.782 (2)	14.514	46.86	13:24:34.822
5 -	1:18.268 (1)	55.56	13:25:53.090	

Weather / Track : Cloudy / Drying

Brands Hatch Indy
 Circuit Length = 1.2079 miles
 Start: 13:18 Flag 13:33 End: 13:34

BRSCC Mazda MX-5 SuperCup Championship

RACE 16 - STATISTICS

Competitors Started 32
Planned Start 2020-10-25 @ 13:30:00.000
Actual Start 2020-10-25 @ 13:18:08.958
Finish Time 2020-10-25 @ 13:33:25.481
Track Length 1.2079mi.
Total Laps 383
Total Distance Covered 462.6431mi.

Session Fastest Lap History

NO	CL	NAME	LAP TIME	TIME OF DAY	LAP	VEHICLE
82	Pro	Michael KNIBBS	1:14.874	13:19:23.866	1	Mazda MX-5 Mk3
82	Pro	Michael KNIBBS	1:00.140	13:26:35.688	6	Mazda MX-5 Mk3
8	Pro	Samuel SMITH	59.716	13:26:36.271	6	Mazda MX-5 Mk3
8	Pro	Samuel SMITH	59.518	13:27:35.872	7	Mazda MX-5 Mk3
8	Pro	Samuel SMITH	58.877	13:28:34.748	8	Mazda MX-5 Mk3
8	Pro	Samuel SMITH	58.764	13:29:33.512	9	Mazda MX-5 Mk3
24	Pro	James COSSINS	58.414	13:29:34.866	9	Mazda MX-5 Mk3
8	Pro	Samuel SMITH	58.345	13:30:31.857	10	Mazda MX-5 Mk3
8	Pro	Samuel SMITH	57.712	13:31:29.568	11	Mazda MX-5 Mk3

Session Leader History

NO	CL	NAME	FROM LAP	LAPS LED	DISTANCE	VEHICLE
82	Pro	Michael KNIBBS	1	6	7.24 miles	Mazda MX-5 Mk3
8	Pro	Samuel SMITH	7	7	8.45 miles	Mazda MX-5 Mk3

Flag History

TYPE	TIME OF DAY
GREEN	13:18:08.958
SAFETY	13:18:50.205
GREEN	13:25:33.184
FINISH	13:33:25.481

Flag Statistics

TYPE	COUNT	TOTAL LAPS	TOTAL TIME
Green	2	9	9:46.629
Red	0	0	0.000
Safety Car	1	4	6:42.978
FCY	0	0	0.000

Weather / Track : Cloudy / Drying

BRSCC Mazda MX-5 SuperCup Championship

RACE 16 - STATISTICS

CLASS :

1 Starters

Fastest Lap History

NO	NAME	LAP TIME	TIME OF DAY	LAP	VEHICLE
50	Bruce ROBINSON (M)	1:36.456	13:19:45.449	1	Mazda MX-5 Mk3
50	Bruce ROBINSON (M)	1:31.944	13:24:36.182	4	Mazda MX-5 Mk3
50	Bruce ROBINSON (M)	1:19.020	13:25:55.185	5	Mazda MX-5 Mk3
50	Bruce ROBINSON (M)	1:04.427	13:26:59.611	6	Mazda MX-5 Mk3
50	Bruce ROBINSON (M)	1:04.013	13:28:03.625	7	Mazda MX-5 Mk3
50	Bruce ROBINSON (M)	1:03.489	13:29:07.113	8	Mazda MX-5 Mk3
50	Bruce ROBINSON (M)	1:03.112	13:30:10.225	9	Mazda MX-5 Mk3
50	Bruce ROBINSON (M)	1:02.861	13:31:13.086	10	Mazda MX-5 Mk3

Leader History

NO	NAME	FROM LAP	LAPS LED	DISTANCE	VEHICLE
50	Bruce ROBINSON (M)	1	13	15.70 miles	Mazda MX-5 Mk3

BRSCC Mazda MX-5 SuperCup Championship

RACE 16 - STATISTICS

CLASS : Club

10 Starters

Fastest Lap History

NO	NAME	LAP TIME	TIME OF DAY	LAP	VEHICLE
66	Martin HEATH (M)	1:28.725	13:19:37.723	1	Mazda MX-5 Mk3
66	Martin HEATH (M)	1:17.037	13:25:42.100	5	Mazda MX-5 Mk3
70	Xavier BROOKE (M)	1:01.037	13:26:46.907	6	Mazda MX-5 Mk3
70	Xavier BROOKE (M)	1:00.135	13:27:47.041	7	Mazda MX-5 Mk3
70	Xavier BROOKE (M)	59.114	13:28:46.156	8	Mazda MX-5 Mk3
70	Xavier BROOKE (M)	58.082	13:32:43.753	12	Mazda MX-5 Mk3

Leader History

NO	NAME	FROM LAP	LAPS LED	DISTANCE	VEHICLE
66	Martin HEATH (M)	1	5	6.03 miles	Mazda MX-5 Mk3
70	Xavier BROOKE (M)	6	8	9.66 miles	Mazda MX-5 Mk3

Weather / Track : Cloudy / Drying

Results can be found at www.tsl-timing.com

Page 3 of 5

Brands Hatch Indy
Circuit Length = 1.2079 miles
Start: 13:18 Flag 13:33 End: 13:34

Printed - 13:37 Sunday, 25 October 2020

BRSCC Mazda MX-5 SuperCup Championship

RACE 16 - STATISTICS

CLASS : Pro

19 Starters

Fastest Lap History

NO	NAME	LAP TIME	TIME OF DAY	LAP	VEHICLE
82	Michael KNIBBS	1:14.874	13:19:23.866	1	Mazda MX-5 Mk3
82	Michael KNIBBS	1:00.140	13:26:35.688	6	Mazda MX-5 Mk3
8	Samuel SMITH	59.716	13:26:36.271	6	Mazda MX-5 Mk3
8	Samuel SMITH	59.518	13:27:35.872	7	Mazda MX-5 Mk3
8	Samuel SMITH	58.877	13:28:34.748	8	Mazda MX-5 Mk3
8	Samuel SMITH	58.764	13:29:33.512	9	Mazda MX-5 Mk3
24	James COSSINS	58.414	13:29:34.866	9	Mazda MX-5 Mk3
8	Samuel SMITH	58.345	13:30:31.857	10	Mazda MX-5 Mk3
8	Samuel SMITH	57.712	13:31:29.568	11	Mazda MX-5 Mk3

Leader History

NO	NAME	FROM LAP	LAPS LED	DISTANCE	VEHICLE
82	Michael KNIBBS	1	6	7.24 miles	Mazda MX-5 Mk3
8	Samuel SMITH	7	7	8.45 miles	Mazda MX-5 Mk3

BRSCC Mazda MX-5 SuperCup Championship

RACE 16 - STATISTICS

CLASS : TBA

2 Starters

Fastest Lap History

NO	NAME	LAP TIME	TIME OF DAY	LAP	VEHICLE
23	Martin TOLLEY (M)	1:25.179	13:19:34.184	1	Mazda MX-5 Mk3
23	Martin TOLLEY (M)	1:18.108	13:25:39.695	5	Mazda MX-5 Mk3
116	Simon BALDWIN (M)	1:17.748	13:25:40.190	5	Mazda MX-5 Mk3
23	Martin TOLLEY (M)	1:00.655	13:26:40.347	6	Mazda MX-5 Mk3
23	Martin TOLLEY (M)	1:00.249	13:27:40.603	7	Mazda MX-5 Mk3
23	Martin TOLLEY (M)	59.228	13:28:39.827	8	Mazda MX-5 Mk3
23	Martin TOLLEY (M)	59.209	13:29:39.036	9	Mazda MX-5 Mk3
116	Simon BALDWIN (M)	59.179	13:29:40.468	9	Mazda MX-5 Mk3
116	Simon BALDWIN (M)	58.836	13:32:39.182	12	Mazda MX-5 Mk3
116	Simon BALDWIN (M)	58.354	13:33:37.535	13	Mazda MX-5 Mk3

Leader History

NO	NAME	FROM LAP	LAPS LED	DISTANCE	VEHICLE
23	Martin TOLLEY (M)	1	9	10.87 miles	Mazda MX-5 Mk3
116	Simon BALDWIN (M)	10	4	4.83 miles	Mazda MX-5 Mk3