MOTUL CATERHAM SEVEN 270R CHAMPIONSHIP

AVON TYRES CATERHAM ROADSPORT CHAMPIONSHIP

Spa-Francorchamps

19th / 21st July 2019

Results Provided by Timing Solutions Ltd
www.tsl-timing.com

Circuit de Spa-Francorchamps – F1 Pits

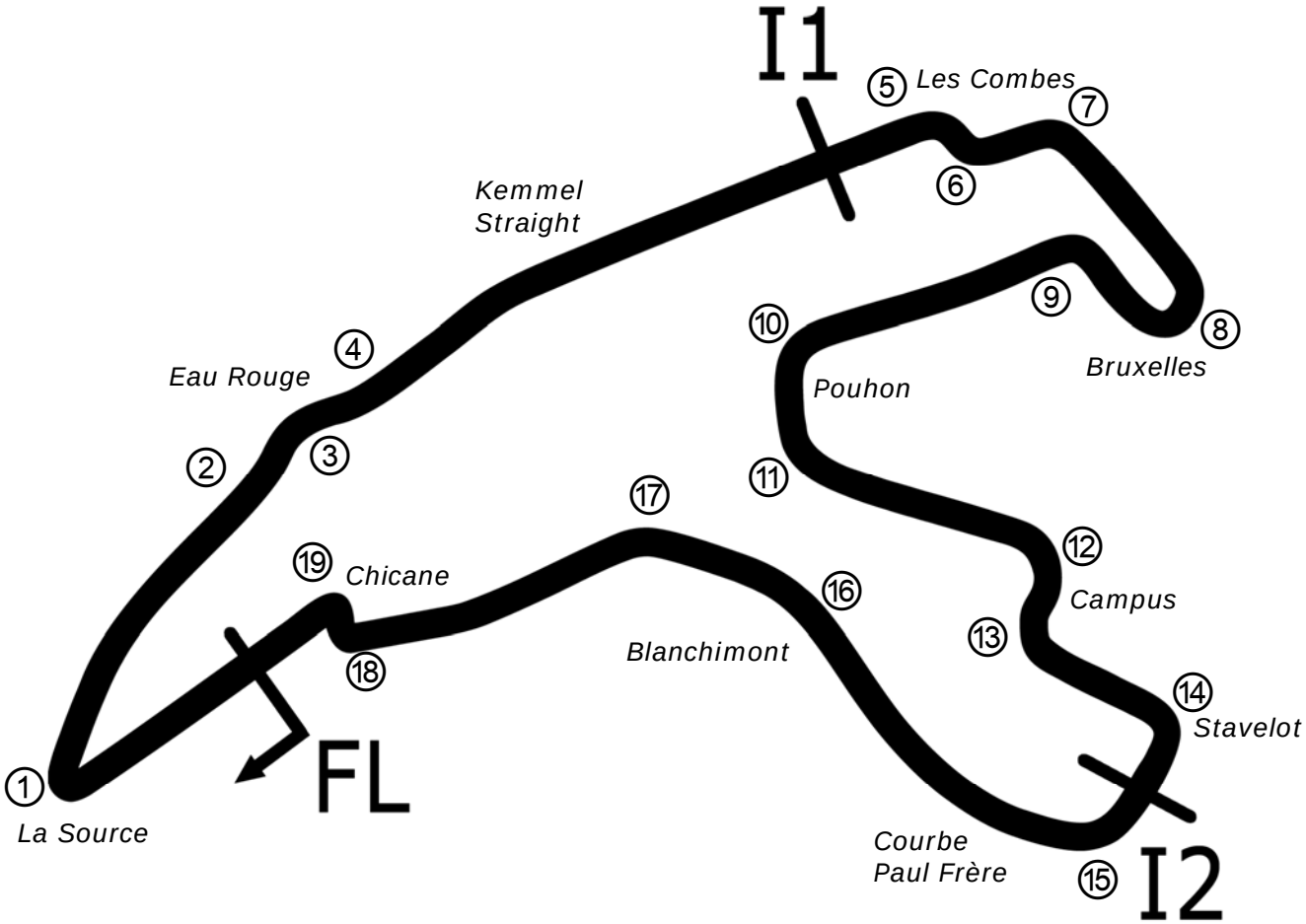

Length	4.3520 miles	7004 m	
FL		50.44309 N	5.96603 E
I1	2243m	50.43292N	5.97696 E
I2	5112m	50.42936 N	5.96045 E
Pit Entry	85m before FL	50.44256 N	5.96710 E
Pit Exit	301m after FL	50.44551 N	5.96423 E

Pit Entry–Pit Exit 386m, 27.8s @50kph, 23.1s @60kph

All results available at www.tsl-timing.com

Motul Seven 270R & Avon Tyres Caterham Roadsport Championships

TESTING 1 - CLASSIFICATION

POS	NO	CL	PIC	NAME	ENTRY	TIME	ON	LAPS	GAP	DIFF	MPH
1	19 *	270R	1	Graham MACDONALD	Caterham 270R -	2:55.071	5	5			89.49
2	77	270R	2	Daniel FRENCH	Caterham 270R -	2:55.520	5	5	0.449	0.449	89.26
3	17	270R	3	Tom ALLEN	Caterham 270R -	2:55.649	6	6	0.578	0.129	89.19
4	3	270R	4	James MURPHY	Caterham 270R - DPR Motorsport	2:55.950	2	6	0.879	0.301	89.04
5	36 *	270R	5	Daniel HALSTEAD	Caterham 270R - DPR Motorsport	2:56.002	3	6	0.931	0.052	89.01
6	80	270R	6	Matt SHEPPARD	Caterham 270R -	2:56.199	2	5	1.128	0.197	88.91
7	88	270R	7	James MCCALL	Caterham 270R -	2:56.310	5	5	1.239	0.111	88.86
8	11	270R	8	Chris MOORE	Caterham 270R - DPR Motorsport	2:56.324	3	6	1.253	0.014	88.85
9	5	270R	9	Gregory MONKS	Caterham 270R -	2:56.543	6	6	1.472	0.219	88.74
10	12 *	270R	10	Toby CLOWES	Caterham 270R -	2:56.821	6	6	1.750	0.278	88.60
11	79	270R	11	Lewis THOMPSON	Caterham 270R - DW Motorsport	2:56.988	3	5	1.917	0.167	88.52
12	74	270R	12	Oli PRATT	Caterham 270R - Geotechnical Experts Ltd	2:58.131	3	5	3.060	1.143	87.95
13	6	270R	13	Justin HEAP	Caterham 270R -	2:58.255	4	6	3.184	0.124	87.89
14	10	270R	14	James GILMOUR	Caterham 270R -	2:58.345	4	5	3.274	0.090	87.84
15	25	270R	15	Neil FRASER	Caterham 270R -	2:59.299	3	5	4.228	0.954	87.38
16	76 *	270R	16	Richard CLEGG	Caterham 270R -	2:59.388	5	5	4.317	0.089	87.33
17	70	Roadsport	1	Lars Alexander HOFFMANN	Caterham Roadsport -	2:59.635	2	5	4.564	0.247	87.21
18	57 *	270R	17	Nilesh PARMAR	Caterham 270R - DPR Motorsport	2:59.678	3	4	4.607	0.043	87.19
19	86	270R	18	James DE LUSIGNAN	Caterham 270R -	2:59.685	3	5	4.614	0.007	87.19
20	95	270R	19	Al MELTON	Caterham 270R -	2:59.958	2	4	4.887	0.273	87.06
21	84	Roadsport	2	Andrew MURGATROYD	Caterham Roadsport -	3:00.088	3	5	5.017	0.130	86.99
22	68 *	270R	20	Simon GOODWIN	Caterham 270R -	3:00.282	3	5	5.211	0.194	86.90
23	21	270R	21	Jonny JARRATT	Caterham 270R -	3:00.987	2	5	5.916	0.705	86.56
24	129	Roadsport	3	Will ROSSETTI	Caterham Roadsport -	3:01.449	3	5	6.378	0.462	86.34
25	174	Roadsport	4	Alan VENTERS	Caterham Roadsport -	3:02.255	5	5	7.184	0.806	85.96
26	8	270R	22	John ISHERWOOD	Caterham 270R -	3:02.380	3	5	7.309	0.125	85.90
27	99 *	Roadsport	5	Gideon WILKINSON	Caterham Roadsport -	3:02.444	2	4	7.373	0.064	85.87
28	22	Roadsport	6	Angelos ALVANOS	Caterham Roadsport -	3:02.491	5	5	7.420	0.047	85.85
29	142	Roadsport	7	Ben BUCKLEY	Caterham Roadsport -	3:02.729	3	5	7.658	0.238	85.74
30	23	270R	23	Andy MORGAN	Caterham 270R -	3:03.240	2	5	8.169	0.511	85.50
31	33	270R	24	Matthew CREAK	Caterham 270R - Team CRC Transport Limited	3:03.259	5	5	8.188	0.019	85.49
32	190	Roadsport	8	Harry COOK	Caterham Roadsport -	3:03.319	1	4	8.248	0.060	85.46
33	63	270R	25	Scott PARKER	Caterham 270R -	3:03.351	3	4	8.280	0.032	85.45
34	15 *	Roadsport	9	Ben LOPEZ-APPLETON	Caterham Roadsport -	3:03.577	2	3	8.506	0.226	85.34
35	2 *	Roadsport	10	Andy LEES	Caterham Roadsport -	3:03.584	3	5	8.513	0.007	85.34
36	72	270R	26	Mark SMITH	Caterham 270R -	3:03.781	2	4	8.710	0.197	85.25
37	73	Roadsport	11	Dan CLAYPHAN	Caterham Roadsport -	3:03.833	3	3	8.762	0.052	85.22
38	42	270R	27	Ian FORTESCUE	Caterham 270R -	3:03.929	3	3	8.858	0.096	85.18
39	37 *	Roadsport	12	Tom BROWN	Caterham Roadsport -	3:03.939	2	4	8.868	0.010	85.17
40	195	Roadsport	13	Tom POWER	Caterham Roadsport - Listers	3:04.535	3	5	9.464	0.596	84.90
41	131	Roadsport	14	Max GAUNT	Caterham Roadsport -	3:04.582	5	5	9.511	0.047	84.88
42	78 *	Roadsport	15	Guy BERRYMAN	Caterham Roadsport -	3:04.920	3	4	9.849	0.338	84.72
43	164 *	Roadsport	16	Giuseppe FELET	Caterham Roadsport -	3:05.079	3	5	10.008	0.159	84.65
44	9	270R	28	Jimmy BEVAN	Caterham 270R -	3:05.117	3	5	10.046	0.038	84.63
45	14	Roadsport	17	Fraser JONES	Caterham Roadsport -	3:06.245	5	5	11.174	1.128	84.12
46	28	270R	29	Paul FIELDER	Caterham 270R -	3:06.284	3	5	11.213	0.039	84.10
47	4 *	270R	30	Ian LESLIE	Caterham 270R -	3:06.635	3	3	11.564	0.351	83.94
48	29	270R	31	Alastair CURREY	Caterham 270R -	3:06.985	5	5	11.914	0.350	83.79
49	64	270R	32	Neal EVANS	Caterham 270R -	3:07.028	5	5	11.957	0.043	83.77
50	49 *	Roadsport	18	Glenn MOULE	Caterham Roadsport -	3:07.396	3	4	12.325	0.368	83.60
51	117	Roadsport	19	Gary LAPIDUS	Caterham Roadsport -	3:07.597	5	5	12.526	0.201	83.51
52	53	Roadsport	20	Nicholas SMITH	Caterham Roadsport -	3:07.841	5	5	12.770	0.244	83.40
53	41	Roadsport	21	Trevor CONWAY	Caterham Roadsport -	3:07.911	5	5	12.840	0.070	83.37
54	16	Roadsport	22	James CROCKER	Caterham Roadsport -	3:08.039	2	4	12.968	0.128	83.32
55	51 *	Roadsport	23	Graham DODRIDGE	Caterham Roadsport -	3:09.709	5	5	14.638	1.670	82.58
56	69 *	Roadsport	24	Charlie MIZON	Caterham Roadsport -	3:10.224	3	5	15.153	0.515	82.36
57	13 *	Roadsport	25	David THORNTON	Caterham Roadsport -	3:10.442	3	4	15.371	0.218	82.26
58	123	Roadsport	26	Anthony WARNER	Caterham Roadsport -	3:10.696	3	5	15.625	0.254	82.15
59	133	Roadsport	27	Ryan ERROLL	Caterham Roadsport -	3:11.618	2	2	16.547	0.922	81.76
60	44	Roadsport	28	Andrew SARGENT	Caterham Roadsport -	3:18.510	4	4	23.439	6.892	78.92
61	119 *	Roadsport	29	Stuart BELL	Caterham Roadsport -	3:19.119	1	3	24.048	0.609	78.68
62	32	Roadsport	30	Alan THICKETT	Caterham Roadsport -	3:19.200	4	4	24.129	0.081	78.65

***Cars 2,4,12,13,15,19,36,37,49,51,57,68,69,76,78,99,119,164 - please fit a working transponder**

Spa-Francorchamps
Circuit Length = 4.3520 miles
Start: 09:55 Flag 10:25 End: 10:29

Weather / Track : Sunny / Dry

These results are provisional until the conclusion of any judicial and technical matters.

Clerk Of Course :	Steward :	Timekeeper :

Results can be found at www.tsl-timing.com

Printed - 10:58 Friday, 19 July 2019

Motul Seven 270R & Avon Tyres Caterham Roadsport Championships

TESTING 1 - BEST SECTORS

	SECTOR 1			SECTOR 2			SECTOR 3		
POS	NO	NAME	TIME	NO	NAME	TIME	NO	NAME	TIME
1	17	ALLEN	51.322	19	MACDONALD	1:17.492	77	FRENCH	45.351
2	3	MURPHY	51.347	77	FRENCH	1:17.520	17	ALLEN	45.526
3	80	SHEPPARD	51.367	5	MONKS	1:17.586	3	MURPHY	45.588
4	77	FRENCH	51.379	3	MURPHY	1:17.876	5	MONKS	45.662
5	74	PRATT	51.446	80	SHEPPARD	1:17.993	19	MACDONALD	45.710
6	12	CLOWES	51.809	88	MCCALL	1:18.033	74	PRATT	45.716
7	19	MACDONALD	51.869	11	MOORE	1:18.038	6	HEAP	45.795
8	79	THOMPSON	51.894	17	ALLEN	1:18.159	11	MOORE	45.875
9	11	MOORE	52.040	86	LUSIGNAN	1:18.343	80	SHEPPARD	45.936
10	88	MCCALL	52.066	12	CLOWES	1:18.405	25	FRASER	46.096
11	5	MONKS	52.103	70	HOFFMANN	1:18.773	79	THOMPSON	46.132
12	25	FRASER	52.119	79	THOMPSON	1:18.799	88	MCCALL	46.211
13	33	CREAK	52.448	84	MURGATROYD	1:18.799	86	LUSIGNAN	46.383
14	86	LUSIGNAN	52.450	129	ROSSETTI	1:18.994	12	CLOWES	46.421
15	10	GILMOUR	52.611	68	GOODWIN	1:19.118	10	GILMOUR	46.516
16	9	BEVAN	52.643	10	GILMOUR	1:19.191	33	CREAK	46.608
17	6	HEAP	52.685	174	VENTERS	1:19.219	70	HOFFMANN	46.742
18	42	FORTESCUE	52.734	33	CREAK	1:19.243	95	MELTON	46.761
19	68	GOODWIN	52.905	95	MELTON	1:19.551	76	CLEGG	46.877
20	76	CLEGG	52.941	76	CLEGG	1:19.570	2	LEES	46.889
21	41	CONWAY	53.011	25	FRASER	1:19.713	21	JARRATT	46.892
22	72	SMITH	53.084	74	PRATT	1:19.755	68	GOODWIN	46.986
23	2	LEES	53.108	6	HEAP	1:19.775	22	ALVANOS	46.992
24	142	BUCKLEY	53.121	190	COOK	1:20.109	72	SMITH	47.007
25	21	JARRATT	53.149	21	JARRATT	1:20.325	129	ROSSETTI	47.046
26	95	MELTON	53.240	2	LEES	1:20.443	63	PARKER	47.070
27	129	ROSSETTI	53.386	23	MORGAN	1:20.451	84	MURGATROYD	47.113
28	8	ISHERWOOD	53.413	142	BUCKLEY	1:20.455	195	POWER	47.309
29	22	ALVANOS	53.466	164	FELET	1:20.615	164	FELET	47.350
30	70	HOFFMANN	53.501	195	POWER	1:20.617	42	FORTESCUE	47.355
31	195	POWER	53.570	22	ALVANOS	1:20.725	8	ISHERWOOD	47.416
32	63	PARKER	53.577	8	ISHERWOOD	1:20.761	9	BEVAN	47.467
33	164	FELET	54.009	131	GAUNT	1:21.038	142	BUCKLEY	47.554
34	84	MURGATROYD	54.069	42	FORTESCUE	1:21.455	174	VENTERS	47.738
35	174	VENTERS	54.133	73	CLAYPHAN	1:21.612	29	CURREY	47.798
36	29	CURREY	54.203	72	SMITH	1:21.646	73	CLAYPHAN	47.913
37	28	FIELDER	54.274	16	CROCKER	1:21.661	28	FIELDER	47.970
38	73	CLAYPHAN	54.308	63	PARKER	1:21.838	190	COOK	47.987
39	23	MORGAN	54.391	14	JONES	1:21.889	23	MORGAN	48.085
40	16	CROCKER	54.583	41	CONWAY	1:22.242	41	CONWAY	48.255
41	64	EVANS	54.763	28	FIELDER	1:22.255	53	SMITH	48.280
42	14	JONES	54.843	64	EVANS	1:22.615	16	CROCKER	48.378
43	190	COOK	54.985	117	LAPIDUS	1:22.771	14	JONES	48.407
44	133	ERROLL	55.043	9	BEVAN	1:22.905	131	GAUNT	48.447
45	131	GAUNT	55.049	53	SMITH	1:23.267	64	EVANS	48.522
46	117	LAPIDUS	55.275	29	CURREY	1:23.405	117	LAPIDUS	48.581
47	53	SMITH	56.291	123	WARNER	1:23.628	133	ERROLL	49.362
48	123	WARNER	56.698	133	ERROLL	1:26.797	123	WARNER	50.050
49	44	SARGENT	56.893	44	SARGENT	1:28.233	32	THICKETT	51.302
50	32	THICKETT	57.456	32	THICKETT	1:30.442	44	SARGENT	51.387
51									
52									
53									
54									
55									
56									
57									
58									
59									
60									
61									
62									

IDEAL / BEST COMPARISON					
POS	NO	NAME	IDEAL	BEST	DIFF
		PERFECT LAP	2:54.165		
1	77	FRENCH	2:54.250	2:55.520	1.270
2	3	MURPHY	2:54.811	2:55.950	1.139
3	17	ALLEN	2:55.007	2:55.649	0.642
4	19	MACDONALD	2:55.071	2:55.071	0.000
5	80	SHEPPARD	2:55.296	2:56.199	0.903
6	5	MONKS	2:55.351	2:56.543	1.192
7	11	MOORE	2:55.953	2:56.324	0.371
8	88	MCCALL	2:56.310	2:56.310	0.000
9	12	CLOWES	2:56.635	2:56.821	0.186
10	79	THOMPSON	2:56.825	2:56.988	0.163
11	74	PRATT	2:56.917	2:58.131	1.214
12	86	LUSIGNAN	2:57.176	2:59.685	2.509
13	25	FRASER	2:57.928	2:59.299	1.371
14	6	HEAP	2:58.255	2:58.255	0.000
15	33	CREAK	2:58.299	3:03.259	4.960
16	10	GILMOUR	2:58.318	2:58.345	0.027
17	68	GOODWIN	2:59.009	3:00.282	1.273
18	70	HOFFMANN	2:59.016	2:59.635	0.619
19	76	CLEGG	2:59.388	2:59.388	0.000
20	129	ROSSETTI	2:59.426	3:01.449	2.023
21	95	MELTON	2:59.552	2:59.958	0.406
22	84	MURGATROYD	2:59.981	3:00.088	0.107
23	21	JARRATT	3:00.366	3:00.987	0.621
24	2	LEES	3:00.440	3:03.584	3.144
25	174	VENTERS	3:01.090	3:02.255	1.165
26	142	BUCKLEY	3:01.130	3:02.729	1.599
27	22	ALVANOS	3:01.183	3:02.491	1.308
28	195	POWER	3:01.496	3:04.535	3.039
29	42	FORTESCUE	3:01.544	3:03.929	2.385
30	8	ISHERWOOD	3:01.590	3:02.380	0.790
31	72	SMITH	3:01.737	3:03.781	2.044
32	164	FELET	3:01.974	3:05.079	3.105
33	63	PARKER	3:02.485	3:03.351	0.866
34	23	MORGAN	3:02.927	3:03.240	0.313
35	9	BEVAN	3:03.015	3:05.117	2.102
36	190	COOK	3:03.081	3:03.319	0.238
37	41	CONWAY	3:03.508	3:07.911	4.403
38	73	CLAYPHAN	3:03.833	3:03.833	0.000
39	28	FIELDER	3:04.499	3:06.284	1.785
40	131	GAUNT	3:04.534	3:04.582	0.048
41	16	CROCKER	3:04.622	3:08.039	3.417
42	14	JONES	3:05.139	3:06.245	1.106
43	29	CURREY	3:05.406	3:06.985	1.579
44	64	EVANS	3:05.900	3:07.028	1.128
45	117	LAPIDUS	3:06.627	3:07.597	0.970
46	53	SMITH	3:07.838	3:07.841	0.003
47	123	WARNER	3:10.376	3:10.696	0.320
48	133	ERROLL	3:11.202	3:11.618	0.416
49	44	SARGENT	3:16.513	3:18.510	1.997
50	32	THICKETT	3:19.200	3:19.200	0.000
51	99	WILKINSON		3:02.444	
52	69	MIZON		3:10.224	
53	119	BELL		3:19.119	
54	37	BROWN		3:03.939	
55	78	BERRYMAN		3:04.920	
56	15	LOPEZ-APPLETON		3:03.577	
57	49	MOULE		3:07.396	
58	13	THORNTON		3:10.442	
59	4	LESLIE		3:06.635	
60	51	DODRIDGE		3:09.709	
61	57	PARMAR		2:59.678	
62	36	HALSTEAD		2:56.002	

Weather / Track : Sunny / Dry

Spa-Francorchamps
Circuit Length = 4.3520 miles
Start: 09:55 Flag 10:25 End: 10:29

Results can be found at www.tsl-timing.com

Printed - 10:40 Friday, 19 July 2019

Motul Seven 270R & Avon Tyres Caterham Roadsport Championships

TESTING 1 - BEST SPEEDS

	INTERMEDIATE 1			INTERMEDIATE 2			FINISH LINE		
POS	NO	NAME	MPH	NO	NAME	MPH	NO	NAME	MPH
1	77	FRENCH	118.5	17	ALLEN	85.5	11	MOORE	79.7
2	80	SHEPPARD	116.9	19	MACDONALD	85.3	17	ALLEN	79.4
3	11	MOORE	116.9	77	FRENCH	85.2	12	CLOWES	78.8
4	6	HEAP	116.5	3	MURPHY	85.2	6	HEAP	78.4
5	17	ALLEN	116.3	11	MOORE	85.0	3	MURPHY	78.3
6	25	FRASER	116.1	68	GOODWIN	84.8	5	MONKS	78.3
7	74	PRATT	115.9	88	MCCALL	84.7	77	FRENCH	78.1
8	19	MACDONALD	115.7	5	MONKS	84.4	86	LUSIGNAN	78.1
9	95	MELTON	115.7	74	PRATT	84.4	33	CREAK	78.1
10	3	MURPHY	115.5	33	CREAK	84.4	28	FIELDER	78.0
11	12	CLOWES	115.5	25	FRASER	84.2	72	SMITH	77.9
12	41	CONWAY	115.5	86	LUSIGNAN	84.0	80	SHEPPARD	77.7
13	68	GOODWIN	115.3	6	HEAP	83.9	19	MACDONALD	77.6
14	88	MCCALL	114.1	72	SMITH	83.9	79	THOMPSON	77.6
15	21	JARRATT	113.9	2	LEES	83.8	74	PRATT	77.6
16	86	LUSIGNAN	113.7	12	CLOWES	83.7	88	MCCALL	77.5
17	79	THOMPSON	113.1	79	THOMPSON	83.7	21	JARRATT	77.4
18	142	BUCKLEY	112.9	80	SHEPPARD	83.6	25	FRASER	77.3
19	64	EVANS	112.5	10	GILMOUR	83.5	129	ROSSETTI	76.9
20	9	BEVAN	112.4	129	ROSSETTI	83.5	29	CURREY	76.8
21	10	GILMOUR	112.2	95	MELTON	83.4	195	POWER	76.6
22	63	PARKER	112.2	8	ISHERWOOD	83.4	64	EVANS	76.6
23	42	FORTESCUE	112.2	142	BUCKLEY	83.4	76	CLEGG	76.5
24	29	CURREY	112.2	21	JARRATT	83.3	95	MELTON	76.4
25	33	CREAK	112.0	195	POWER	83.3	41	CONWAY	76.4
26	72	SMITH	112.0	84	MURGATROYD	83.2	174	VENTERS	76.2
27	5	MONKS	111.6	76	CLEGG	83.1	9	BEVAN	76.2
28	28	FIELDER	111.6	22	ALVANOS	83.1	8	ISHERWOOD	76.1
29	76	CLEGG	111.4	70	HOFFMANN	82.6	2	LEES	76.0
30	8	ISHERWOOD	111.4	42	FORTESCUE	82.6	131	GAUNT	76.0
31	23	MORGAN	111.1	23	MORGAN	82.5	73	CLAYPHAN	75.9
32	129	ROSSETTI	110.3	131	GAUNT	82.4	70	HOFFMANN	75.7
33	195	POWER	110.1	63	PARKER	82.2	68	GOODWIN	75.7
34	70	HOFFMANN	110.0	14	JONES	82.2	16	CROCKER	75.5
35	22	ALVANOS	110.0	28	FIELDER	82.2	84	MURGATROYD	75.4
36	133	ERROLL	109.8	174	VENTERS	82.1	10	GILMOUR	75.3
37	2	LEES	109.4	9	BEVAN	82.1	23	MORGAN	75.3
38	14	JONES	109.2	164	FELET	81.5	63	PARKER	75.2
39	84	MURGATROYD	108.9	64	EVANS	81.4	42	FORTESCUE	75.2
40	174	VENTERS	108.9	53	SMITH	81.4	142	BUCKLEY	75.0
41	190	COOK	108.4	190	COOK	81.2	190	COOK	74.9
42	131	GAUNT	107.5	29	CURREY	81.2	14	JONES	74.7
43	164	FELET	107.5	41	CONWAY	81.1	22	ALVANOS	74.6
44	16	CROCKER	106.6	73	CLAYPHAN	80.9	164	FELET	74.5
45	123	WARNER	106.5	117	LAPIDUS	80.9	53	SMITH	74.1
46	44	SARGENT	106.3	16	CROCKER	79.8	133	ERROLL	73.9
47	73	CLAYPHAN	105.6	133	ERROLL	79.6	117	LAPIDUS	73.3
48	32	THICKETT	105.6	44	SARGENT	79.3	32	THICKETT	72.7
49	117	LAPIDUS	105.5	123	WARNER	78.7	44	SARGENT	72.3
50	53	SMITH	105.5	32	THICKETT	76.0	123	WARNER	72.0
51									
52									
53									
54									
55									
56									
57									
58									
59									
60									
61									
62									

Weather / Track : Sunny / Dry

Spa-Francorchamps
Circuit Length = 4.3520 miles
Start: 09:55 Flag 10:25 End: 10:29

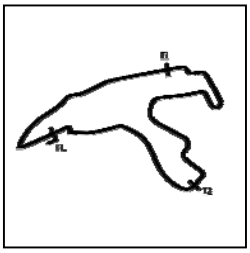

Motul Seven 270R & Avon Tyres Caterham Roadsport Championships

TESTING 1 - SECTOR ANALYSIS

SECTOR 1 = FL to I1, SECTOR 2 = I1 to I2, SECTOR 3 = I2 to FL, DIFF = Difference To Personal Best Lap, P = Crossed Finish Line in Pit Lane, D = Time Disallowed

P1 19 270R Graham MACDONALD — Caterham 270R -

IDEAL LAP TIME : 2:55.071 BEST LAP TIME : 2:55.071 DIFFERENCE : 0.000

LAP	SECTOR 1		SECTOR 2		SECTOR 3		LAP TIME		MPH	DIFF	TIME OF DAY
1 -		110.9		83.3	47.235	73.7	3:02.314		85.93	7.243	10:02:01.468
2 -	52.670	112.5	1:18.677	83.6	46.484	75.2	2:57.831	(3)	88.10	2.760	10:04:59.299
3 -	52.153	114.5	1:18.636	84.9	45.900	77.0	2:56.689	(2)	88.67	1.618	10:07:55.988
4 -	OUTLAP	***115.7***	1:18.056	***85.3***	46.194	***77.6***	16:11.441		16.12	13:16.370	10:24:07.429
5 -	***51.869***	114.7	***1:17.492***	84.2	***45.710***	77.1	***2:55.071***	**(1)**	***89.49***		***10:27:02.500***

P2 77 270R Daniel FRENCH — Caterham 270R -

IDEAL LAP TIME : 2:54.250 BEST LAP TIME : 2:55.520 DIFFERENCE : 1.270

LAP	SECTOR 1		SECTOR 2		SECTOR 3		LAP TIME		MPH	DIFF	TIME OF DAY
1 -	52.048	113.9	1:18.627	84.3	***45.351***	76.7	2:56.026	(3)	89.00	0.506	10:02:15.167
2 -	52.077	113.5	1:19.008	84.5	46.478	76.8	2:57.563		88.23	2.043	10:05:12.730
3 -	***51.379***	***118.5***	1:19.096	84.8	45.466	***78.1***	2:55.941	(2)	89.04	0.421	10:08:08.671
4 -	OUTLAP	107.3	1:18.420	80.5	46.871	76.5	15:57.924		16.35	13:02.404	10:24:06.595
5 -	52.165	112.9	***1:17.520***	***85.2***	45.835	76.0	***2:55.520***	**(1)**	***89.26***		***10:27:02.115***

P3 17 270R Tom ALLEN — Caterham 270R -

IDEAL LAP TIME : 2:55.007 BEST LAP TIME : 2:55.649 DIFFERENCE : 0.642

LAP	SECTOR 1		SECTOR 2		SECTOR 3		LAP TIME		MPH	DIFF	TIME OF DAY
1 -	52.373	114.7	1:20.166	82.7	47.565	76.6	3:00.104		86.99	4.455	10:01:16.530
2 -	52.338	112.4	1:20.115	84.0	***45.526***	76.4	2:57.979	(2)	88.03	2.330	10:04:14.509
3 -	51.618	114.5	1:20.448	82.8	47.073	77.3	2:59.139		87.46	3.490	10:07:13.648
4 -	52.334	106.3	1:19.203	83.5	46.759	77.9	2:58.296	(3)	87.87	2.647	10:10:11.944
5 -	OUTLAP	***116.3***	1:19.313	***85.5***	47.642	78.2	14:51.403		17.57	11:55.754	10:25:03.347
6 -	***51.322***	116.1	***1:18.159***	84.7	46.168	***79.4***	***2:55.649***	**(1)**	***89.19***		***10:27:58.996***

P4 3 270R James MURPHY — Caterham 270R - DPR Motorsport

IDEAL LAP TIME : 2:54.811 BEST LAP TIME : 2:55.950 DIFFERENCE : 1.139

LAP	SECTOR 1		SECTOR 2		SECTOR 3		LAP TIME		MPH	DIFF	TIME OF DAY
1 -	52.776	113.9	1:19.822	83.7	46.202	76.9	2:58.800		87.62	2.850	10:01:00.891
2 -	51.994	112.9	1:18.102	83.0	45.854	76.8	***2:55.950***	**(1)**	***89.04***		***10:03:56.841***
3 -	52.698	107.8	***1:17.876***	84.2	***45.588***	77.6	2:56.162	(2)	88.93	0.212	10:06:53.003
4 -	52.326	111.4	1:18.632	84.4	47.298	***78.3***	2:58.256		87.89	2.306	10:09:51.259
5 -	OUTLAP	112.2	1:19.406	***85.2***	46.843	77.3	15:10.844		17.20	12:14.894	10:25:02.103
6 -	***51.347***	***115.5***	1:18.312	85.1	46.972	77.7	2:56.631	(3)	88.70	0.681	10:27:58.734

P5 36 270R Daniel HALSTEAD — Caterham 270R - DPR Motorsport

IDEAL LAP TIME : BEST LAP TIME : 2:56.002 DIFFERENCE :

LAP	SECTOR 1		SECTOR 2		SECTOR 3		LAP TIME		MPH	DIFF	TIME OF DAY
1 -							3:00.133		86.97	4.131	10:00:59.154
2 -							2:58.267	(3)	87.88	2.265	10:03:57.421
3 -							***2:56.002***	**(1)**	***89.01***		***10:06:53.423***
4 -							2:56.664	(2)	88.68	0.662	10:09:50.087
5 -							15:09.902		17.21	12:13.900	10:24:59.989
6 -							2:58.302		87.87	2.300	10:27:58.291

P6 80 270R Matt SHEPPARD — Caterham 270R -

IDEAL LAP TIME : 2:55.296 BEST LAP TIME : 2:56.199 DIFFERENCE : 0.903

LAP	SECTOR 1		SECTOR 2		SECTOR 3		LAP TIME		MPH	DIFF	TIME OF DAY
1 -	52.465	112.2	1:18.561	83.4	46.663	72.0	2:57.689		88.17	1.490	10:02:16.048
2 -	51.411	115.5	1:18.528	***83.6***	46.260	76.6	***2:56.199***	**(1)**	***88.91***		***10:05:12.247***
3 -	***51.367***	116.5	1:18.980	83.3	46.618	***77.7***	2:56.965	(2)	88.53	0.766	10:08:09.212
4 -	OUTLAP	***116.9***	1:18.197	83.2	***45.936***	76.4	15:56.196		16.38	12:59.997	10:24:05.408
5 -	52.581	110.9	***1:17.993***	82.5	46.828	77.4	2:57.402	(3)	88.31	1.203	10:27:02.810

Spa-Francorchamps
Circuit Length = 4.3520 miles
Start: 09:55 Flag 10:25 End: 10:29

Weather / Track : Sunny / Dry

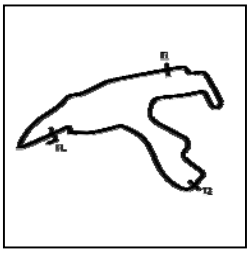

Motul Seven 270R & Avon Tyres Caterham Roadsport Championships

TESTING 1 - SECTOR ANALYSIS

SECTOR 1 = FL to I1, SECTOR 2 = I1 to I2, SECTOR 3 = I2 to FL, DIFF = Difference To Personal Best Lap, P = Crossed Finish Line in Pit Lane, D = Time Disallowed

P7 88 270R James MCCALL — Caterham 270R -

IDEAL LAP TIME : 2:56.310 BEST LAP TIME : 2:56.310 DIFFERENCE : 0.000

LAP	SECTOR 1		SECTOR 2		SECTOR 3		LAP TIME		MPH	DIFF	TIME OF DAY
1 -	54.886	112.2	1:18.998	84.4	46.415	75.4	3:00.299	(3)	86.89	3.989	10:02:06.341
2 -	53.207	112.2	1:19.503	78.3	46.827	75.7	2:59.537	(2)	87.26	3.227	10:05:05.878
3 -	52.439	112.2	1:19.705	78.4	49.622	75.0	3:01.766		86.19	5.456	10:08:07.644
4 -	OUTLAP	110.9	1:18.625	***84.7***	46.516	***77.5***	16:00.810		16.30	13:04.500	10:24:08.454
5 -	***52.066***	***114.1***	***1:18.033***	84.3	***46.211***	76.4	***2:56.310***	**(1)**	***88.86***		***10:27:04.764***

P8 11 270R Chris MOORE — Caterham 270R - DPR Motorsport

IDEAL LAP TIME : 2:55.953 BEST LAP TIME : 2:56.324 DIFFERENCE : 0.371

LAP	SECTOR 1		SECTOR 2		SECTOR 3		LAP TIME		MPH	DIFF	TIME OF DAY
1 -	54.408	***116.9***	1:21.130	77.7	46.864	77.0	3:02.402		85.89	6.078	10:01:29.557
2 -	52.084	102.6	1:21.937	83.6	46.941	75.8	3:00.962		86.57	4.638	10:04:30.519
3 -	52.411	111.8	***1:18.038***	***85.0***	***45.875***	78.6	***2:56.324***	**(1)**	***88.85***		***10:07:26.843***
4 -	***52.040***	114.5	1:18.378	84.0	46.297	77.8	2:56.715	**(2)**	88.65	0.391	10:10:23.558
5 -	OUTLAP	108.4	1:18.676	84.8	46.802	78.3	14:47.180		17.65	11:50.856	10:25:10.738
6 -	52.814	105.5	1:19.735	83.4	46.177	77.4	2:58.726	**(3)**	87.66	2.402	10:28:09.464

P9 5 270R Gregory MONKS — Caterham 270R -

IDEAL LAP TIME : 2:55.351 BEST LAP TIME : 2:56.543 DIFFERENCE : 1.192

LAP	SECTOR 1		SECTOR 2		SECTOR 3		LAP TIME		MPH	DIFF	TIME OF DAY
1 -	54.511	109.4	1:18.921	82.2	47.405	73.4	3:00.837		86.63	4.294	10:00:50.957
2 -	53.087	110.5	1:18.928	82.0	46.881	73.9	2:58.896		87.57	2.353	10:03:49.853
3 -	53.275	110.9	1:18.227	82.4	46.453	75.6	2:57.955	**(3)**	88.04	1.412	10:06:47.808
4 -	53.168	111.2	***1:17.586***	82.4	46.614	75.0	2:57.368	**(2)**	88.33	0.825	10:09:45.176
5 -	OUTLAP	***111.6***	1:20.797	84.2	***45.662***	75.9	15:15.262		17.11	12:18.719	10:25:00.438
6 -	***52.103***	111.2	1:17.615	***84.4***	46.825	***78.3***	***2:56.543***	**(1)**	***88.74***		***10:27:56.981***

P10 12 270R Toby CLOWES — Caterham 270R -

IDEAL LAP TIME : 2:56.635 BEST LAP TIME : 2:56.821 DIFFERENCE : 0.186

LAP	SECTOR 1		SECTOR 2		SECTOR 3		LAP TIME		MPH	DIFF	TIME OF DAY
1 -	54.613	104.0	1:24.563	82.1	48.031	75.4	3:07.207		83.69	10.386	10:01:07.767
2 -	54.527	110.9	1:20.990	82.3	47.259	75.8	3:02.776		85.71	5.955	10:04:10.543
3 -	53.191	111.4	1:19.439	82.9	46.881	76.8	2:59.511	**(3)**	87.27	2.690	10:07:10.054
4 -	53.187	111.2	1:19.609	83.0	***46.421***	77.2	2:59.217	**(2)**	87.42	2.396	10:10:09.271
5 -	OUTLAP	112.5	1:20.523	82.7	46.551	78.3	14:54.649		17.51	11:57.828	10:25:03.920
6 -	***51.809***	***115.5***	***1:18.405***	***83.7***	46.607	***78.8***	***2:56.821***	**(1)**	***88.60***		***10:28:00.741***

P11 79 270R Lewis THOMPSON — Caterham 270R - DW Motorsport

IDEAL LAP TIME : 2:56.825 BEST LAP TIME : 2:56.988 DIFFERENCE : 0.163

LAP	SECTOR 1		SECTOR 2		SECTOR 3		LAP TIME		MPH	DIFF	TIME OF DAY
1 -	54.716	112.0	1:19.166	83.6	47.287	***77.6***	3:01.169	**(2)**	86.48	4.181	10:01:37.618
2 -	52.507	***113.1***	1:24.230	74.8	47.162	76.8	3:03.899	**(3)**	85.19	6.911	10:04:41.517
3 -	***51.894***	112.7	1:18.962	***83.7***	***46.132***	76.8	***2:56.988***	**(1)**	***88.52***		***10:07:38.505***
4 -	4:56.312	93.3	1:40.333	69.2	IN PIT		14:31.621	**P**	17.97	11:34.633	10:22:10.126
5 -	OUTLAP	107.5	***1:18.799***	83.3	47.498	76.7	3:17.704		79.24	20.716	10:25:27.830

P12 74 270R Oli PRATT — Caterham 270R - Geotechnical Experts Ltd

IDEAL LAP TIME : 2:56.917 BEST LAP TIME : 2:58.131 DIFFERENCE : 1.214

LAP	SECTOR 1		SECTOR 2		SECTOR 3		LAP TIME		MPH	DIFF	TIME OF DAY
1 -	53.580	110.9	1:21.972	80.3	48.617	76.6	3:04.169	**(2)**	85.07	6.038	10:01:37.493
2 -	52.754	104.2	1:25.040	81.7	48.369	76.7	3:06.163	**(3)**	84.16	8.032	10:04:43.656
3 -	***51.446***	***115.9***	1:20.597	83.0	46.088	***77.6***	***2:58.131***	**(1)**	***87.95***		***10:07:41.787***
4 -	4:55.654	93.4	1:42.698	70.7	IN PIT		14:29.820	**P**	18.01	11:31.689	10:22:11.607
5 -	OUTLAP	110.0	***1:19.755***	***84.4***	***45.716***	76.7	3:22.027		77.55	23.896	10:25:33.634

Weather / Track : Sunny / Dry

Spa-Francorchamps
Circuit Length = 4.3520 miles
Start: 09:55 Flag 10:25 End: 10:29

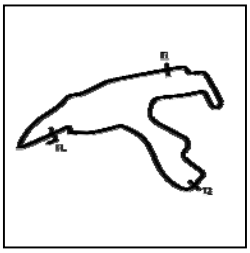

Motul Seven 270R & Avon Tyres Caterham Roadsport Championships

TESTING 1 - SECTOR ANALYSIS

SECTOR 1 = FL to I1, SECTOR 2 = I1 to I2, SECTOR 3 = I2 to FL, DIFF = Difference To Personal Best Lap, P = Crossed Finish Line in Pit Lane, D = Time Disallowed

P13 6 270R Justin HEAP — Caterham 270R -

IDEAL LAP TIME : 2:58.255 BEST LAP TIME : 2:58.255 DIFFERENCE : 0.000

LAP	SECTOR 1		SECTOR 2		SECTOR 3		LAP TIME		MPH	DIFF	TIME OF DAY
1 -	54.886	110.7	1:21.694	83.8	47.165	75.7	3:03.745		85.26	5.490	10:01:12.371
2 -	53.551	112.7	1:20.512	82.6	46.940	75.4	3:01.003		86.55	2.748	10:04:13.374
3 -	52.815	***116.5***	1:20.712	***83.9***	46.233	76.1	2:59.760	**(2)**	87.15	1.505	10:07:13.134
4 -	***52.685***	112.0	***1:19.775***	***83.9***	***45.795***	76.7	***2:58.255***	**(1)**	***87.89***		***10:10:11.389***
5 -	OUTLAP	112.4	1:23.106	83.1	46.870	76.1	14:58.917		17.42	12:00.662	10:25:10.306
6 -	53.040	113.7	1:20.284	83.2	47.217	75.6	3:00.541	**(3)**	86.78	2.286	10:28:10.847

P14 10 270R James GILMOUR — Caterham 270R -

IDEAL LAP TIME : 2:58.318 BEST LAP TIME : 2:58.345 DIFFERENCE : 0.027

LAP	SECTOR 1		SECTOR 2		SECTOR 3		LAP TIME		MPH	DIFF	TIME OF DAY
1 -	54.872	109.6	1:22.908	82.2	48.423	74.2	3:06.203		84.14	7.858	10:01:13.183
2 -	52.847	109.1	1:22.337	83.2	47.095	73.5	3:02.279	**(3)**	85.95	3.934	10:04:15.462
3 -	52.887	111.6	1:19.759	***83.5***	***46.516***	75.1	2:59.162	**(2)**	87.44	0.817	10:07:14.624
4 -	***52.611***	***112.2***	***1:19.191***	82.5	46.543	***75.3***	***2:58.345***	**(1)**	***87.84***		***10:10:12.969***
5 -	OUTLAP	110.3	1:20.404	83.4	46.855	74.3	14:59.329		17.42	12:00.984	10:25:12.298

P15 25 270R Neil FRASER — Caterham 270R -

IDEAL LAP TIME : 2:57.928 BEST LAP TIME : 2:59.299 DIFFERENCE : 1.371

LAP	SECTOR 1		SECTOR 2		SECTOR 3		LAP TIME		MPH	DIFF	TIME OF DAY
1 -	55.045	105.5	1:24.123	78.6	47.534	76.5	3:06.702	**(2)**	83.91	7.403	10:01:35.801
2 -	53.312	101.8	1:25.583	72.8	48.316	76.3	3:07.211	**(3)**	83.68	7.912	10:04:43.012
3 -	***52.119***	***116.1***	1:21.084	***84.2***	***46.096***	76.6	***2:59.299***	**(1)**	***87.38***		***10:07:42.311***
4 -	4:59.984	78.1	1:41.820	67.4	IN PIT		14:30.747	**P**	17.99	11:31.448	10:22:13.058
5 -	OUTLAP	113.7	***1:19.713***	83.1	46.832	***77.3***	3:21.423		77.78	22.124	10:25:34.481

P16 76 270R Richard CLEGG — Caterham 270R -

IDEAL LAP TIME : 2:59.388 BEST LAP TIME : 2:59.388 DIFFERENCE : 0.000

LAP	SECTOR 1		SECTOR 2		SECTOR 3		LAP TIME		MPH	DIFF	TIME OF DAY
1 -	55.279	109.4	1:23.594	80.9	48.707	74.8	3:07.580		83.52	8.192	10:03:16.833
2 -	54.112	109.8	1:22.003	82.5	47.725	75.4	3:03.840	**(3)**	85.22	4.452	10:06:20.673
3 -	53.466	110.9	1:20.992	82.5	47.555	75.1	3:02.013	**(2)**	86.07	2.625	10:09:22.686
4 -	OUTLAP	110.7	1:22.286	82.5	49.133	***76.5***	15:40.371		16.66	12:40.983	10:25:03.057
5 -	***52.941***	102.4	***1:19.570***	***83.1***	***46.877***	76.0	***2:59.388***	**(1)**	***87.33***		***10:28:02.445***

P17 70 Roadspc Lars Alexander HOFFMANN — Caterham Roadsport -

IDEAL LAP TIME : 2:59.016 BEST LAP TIME : 2:59.635 DIFFERENCE : 0.619

LAP	SECTOR 1		SECTOR 2		SECTOR 3		LAP TIME		MPH	DIFF	TIME OF DAY
1 -	57.245	105.8	1:20.108	80.2	47.995	75.2	3:05.348		84.53	5.713	10:02:09.020
2 -	53.826	109.6	***1:18.773***	***82.6***	47.036	75.1	***2:59.635***	**(1)**	***87.21***		***10:05:08.655***
3 -	54.763	106.3	1:21.002	81.9	***46.742***	***75.7***	3:02.507	**(2)**	85.84	2.872	10:08:11.162
4 -	OUTLAP	109.6	1:19.688	80.4	48.439	74.4	16:09.036		16.16	13:09.401	10:24:20.198
5 -	54.357	105.6	1:21.661	82.3	48.073	72.7	3:04.091	**(3)**	85.10	4.456	10:27:24.289

P18 57 270R Nilesh PARMAR — Caterham 270R - DPR Motorsport

IDEAL LAP TIME : BEST LAP TIME : 2:59.678 DIFFERENCE :

LAP	SECTOR 1		SECTOR 2		SECTOR 3		LAP TIME		MPH	DIFF	TIME OF DAY
1 -							3:05.844	**(3)**	84.30	6.166	10:01:35.259
2 -							3:04.202	**(2)**	85.05	4.524	10:04:39.461
3 -							***2:59.678***	**(1)**	***87.19***		***10:07:39.139***
4 -							17:48.558		14.66	14:48.880	10:25:27.697

Weather / Track : Sunny / Dry

Spa-Francorchamps
Circuit Length = 4.3520 miles
Start: 09:55 Flag 10:25 End: 10:29

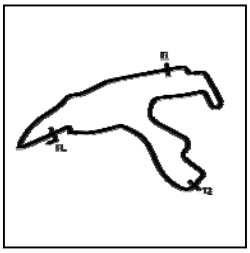

Motul Seven 270R & Avon Tyres Caterham Roadsport Championships

TESTING 1 - SECTOR ANALYSIS

SECTOR 1 = FL to I1, SECTOR 2 = I1 to I2, SECTOR 3 = I2 to FL, DIFF = Difference To Personal Best Lap, P = Crossed Finish Line in Pit Lane, D = Time Disallowed

P19 86 270R James DE LUSIGNAN — Caterham 270R -

IDEAL LAP TIME : 2:57.176 BEST LAP TIME : 2:59.685 DIFFERENCE : 2.509

LAP	SECTOR 1		SECTOR 2		SECTOR 3		LAP TIME		MPH	DIFF	TIME OF DAY
1 -	55.771	99.7	1:24.632	78.3	48.026	76.0	3:08.429	(3)	83.14	8.744	10:01:34.855
2 -	54.095	103.4	1:25.494	69.7	47.270	***78.1***	3:06.859	(2)	83.84	7.174	10:04:41.714
3 -	***52.450***	***113.7***	1:20.738	83.2	46.497	77.1	***2:59.685***	(1)	***87.19***		***10:07:41.399***
4 -	5:00.001	76.6	1:41.839	69.1	IN PIT		14:32.988	P	17.94	11:33.303	10:22:14.387
5 -	OUTLAP	112.0	***1:18.343***	83.9	***46.383***	76.7	3:20.248		78.24	20.563	10:25:34.635

P20 95 270R Al MELTON — Caterham 270R -

IDEAL LAP TIME : 2:59.552 BEST LAP TIME : 2:59.958 DIFFERENCE : 0.406

LAP	SECTOR 1		SECTOR 2		SECTOR 3		LAP TIME		MPH	DIFF	TIME OF DAY
1 -	55.281	112.5	1:21.820	***83.4***	47.262	73.9	3:04.363	(3)	84.98	4.405	10:06:12.248
2 -	53.646	112.0	***1:19.551***	80.5	***46.761***	75.3	***2:59.958***	(1)	***87.06***		***10:09:12.206***
3 -	OUTLAP	112.7	1:20.842	79.5	50.113	***76.4***	15:31.250		16.82	12:31.292	10:24:43.456
4 -	54.637	108.0	1:20.618	81.1	48.190	72.7	3:03.445	(2)	85.40	3.487	10:27:46.901

P21 84 Roadspc Andrew MURGATROYD — Caterham Roadsport -

IDEAL LAP TIME : 2:59.981 BEST LAP TIME : 3:00.088 DIFFERENCE : 0.107

LAP	SECTOR 1		SECTOR 2		SECTOR 3		LAP TIME		MPH	DIFF	TIME OF DAY
1 -	56.211	103.5	1:20.253	80.5	48.046	74.6	3:04.510		84.91	4.422	10:02:39.685
2 -	54.740	105.6	1:19.394	80.0	47.909	***75.4***	3:02.043	(2)	86.06	1.955	10:05:41.728
3 -	***54.069***	106.3	***1:18.799***	81.9	47.220	75.0	***3:00.088***	(1)	***86.99***		***10:08:41.816***
4 -	OUTLAP	107.5	1:21.534	76.1	50.718	73.5	15:59.782		16.32	12:59.694	10:24:41.598
5 -	54.473	***108.9***	1:20.464	***83.2***	***47.113***	73.9	3:02.050	(3)	86.06	1.962	10:27:43.648

P22 68 270R Simon GOODWIN — Caterham 270R -

IDEAL LAP TIME : 2:59.009 BEST LAP TIME : 3:00.282 DIFFERENCE : 1.273

LAP	SECTOR 1		SECTOR 2		SECTOR 3		LAP TIME		MPH	DIFF	TIME OF DAY
1 -							3:08.033	(3)	83.32	7.751	10:01:35.030
2 -						***75.7***	3:04.225	(2)	85.04	3.943	10:04:39.255
3 -	53.472	110.1	1:19.824	***84.8***	***46.986***	74.2	***3:00.282***	(1)	***86.90***		***10:07:39.537***
4 -	4:55.511	104.2	1:39.937	65.6	IN PIT		14:27.606	P	18.05	11:27.324	10:22:07.143
5 -	OUTLAP	***115.3***	1:19.774	83.0	48.081	71.4	3:20.973		77.95	20.691	10:25:28.116

P23 21 270R Jonny JARRATT — Caterham 270R -

IDEAL LAP TIME : 3:00.366 BEST LAP TIME : 3:00.987 DIFFERENCE : 0.621

LAP	SECTOR 1		SECTOR 2		SECTOR 3		LAP TIME		MPH	DIFF	TIME OF DAY
1 -	55.768	110.3	1:20.686	***83.3***	47.621	76.6	3:04.075		85.11	3.088	10:02:09.848
2 -	53.430	113.7	1:20.559	***83.3***	46.998	***77.4***	***3:00.987***	(1)	***86.56***		***10:05:10.835***
3 -	***53.149***	***113.9***	1:22.229	81.5	***46.892***	77.1	3:02.270	(2)	85.95	1.283	10:08:13.105
4 -	OUTLAP	111.6	***1:20.325***	83.1	47.389	76.4	16:14.651		16.07	13:13.664	10:24:27.756
5 -	53.652	109.1	1:22.182	81.3	47.224	76.8	3:03.058	(3)	85.58	2.071	10:27:30.814

P24 129 Roadspc Will ROSSETTI — Caterham Roadsport -

IDEAL LAP TIME : 2:59.426 BEST LAP TIME : 3:01.449 DIFFERENCE : 2.023

LAP	SECTOR 1		SECTOR 2		SECTOR 3		LAP TIME		MPH	DIFF	TIME OF DAY
1 -	57.174	105.6	1:20.130	82.1	48.339	74.9	3:05.643		84.39	4.194	10:02:07.790
2 -	54.596	107.7	***1:18.994***	82.7	48.281	75.8	3:01.871	(2)	86.14	0.422	10:05:09.661
3 -	53.502	108.9	1:20.901	***83.5***	***47.046***	75.4	***3:01.449***	(1)	***86.34***		***10:08:11.110***
4 -	OUTLAP	106.5	1:22.211	78.3	58.740	***76.9***	16:39.583		15.67	13:38.134	10:24:50.693
5 -	***53.386***	***110.3***	1:23.803	80.2	48.447	76.5	3:05.636	(3)	84.39	4.187	10:27:56.329

Weather / Track : Sunny / Dry

Spa-Francorchamps
Circuit Length = 4.3520 miles
Start: 09:55 Flag 10:25 End: 10:29

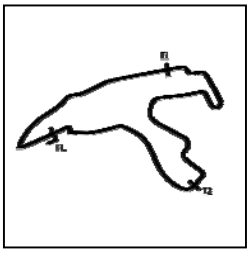

Motul Seven 270R & Avon Tyres Caterham Roadsport Championships

TESTING 1 - SECTOR ANALYSIS

SECTOR 1 = FL to I1, SECTOR 2 = I1 to I2, SECTOR 3 = I2 to FL, DIFF = Difference To Personal Best Lap, P = Crossed Finish Line in Pit Lane, D = Time Disallowed

P25 174 Roadspc Alan VENTERS — Caterham Roadsport -

IDEAL LAP TIME : 3:01.090 BEST LAP TIME : 3:02.255 DIFFERENCE : 1.165

LAP	SECTOR 1		SECTOR 2		SECTOR 3		LAP TIME	MPH	DIFF	TIME OF DAY
1 -	56.352	105.1	1:26.130	75.5	48.403	75.4	3:10.885	82.07	8.630	10:01:57.238
2 -	54.732	105.1	1:20.121	81.9	47.742	***76.2***	3:02.595 **(2)**	85.80	0.340	10:04:59.833
3 -	***54.133***	***108.9***	1:22.218	78.0	48.330	76.0	3:04.681 **(3)**	84.83	2.426	10:08:04.514
4 -	OUTLAP	103.8	1:20.007	80.8	***47.738***	75.6	16:13.008	16.10	13:10.753	10:24:17.522
5 -	54.412	104.6	***1:19.219***	***82.1***	48.624	71.6	***3:02.255*** **(1)**	***85.96***		***10:27:19.777***

P26 8 270R John ISHERWOOD — Caterham 270R -

IDEAL LAP TIME : 3:01.590 BEST LAP TIME : 3:02.380 DIFFERENCE : 0.790

LAP	SECTOR 1		SECTOR 2		SECTOR 3		LAP TIME	MPH	DIFF	TIME OF DAY
1 -	56.164	103.2	1:22.156	79.4	47.837	75.2	3:06.157	84.16	3.777	10:02:11.799
2 -	53.428	***111.4***	1:23.010	83.0	47.460	75.4	3:03.898 **(3)**	85.19	1.518	10:05:15.697
3 -	53.452	111.2	1:21.512	79.7	***47.416***	***76.1***	***3:02.380*** **(1)**	***85.90***		***10:08:18.077***
4 -	OUTLAP	106.8	1:27.572	80.0	50.864	74.0	16:22.758	15.94	13:20.378	10:24:40.835
5 -	54.699	107.5	***1:20.761***	***83.4***	47.871	72.2	3:03.331 **(2)**	85.46	0.951	10:27:44.166

P27 99 Roadspc Gideon WILKINSON — Caterham Roadsport -

IDEAL LAP TIME : BEST LAP TIME : 3:02.444 DIFFERENCE :

LAP	SECTOR 1		SECTOR 2		SECTOR 3		LAP TIME	MPH	DIFF	TIME OF DAY
1 -							3:06.795 **(3)**	83.87	4.351	10:02:13.656
2 -							***3:02.444*** **(1)**	***85.87***		***10:05:16.100***
3 -							3:02.698 **(2)**	85.75	0.254	10:08:18.798
4 -							19:38.077	13.29	16:35.633	10:27:56.875

P28 22 Roadspc Angelos ALVANOS — Caterham Roadsport -

IDEAL LAP TIME : 3:01.183 BEST LAP TIME : 3:02.491 DIFFERENCE : 1.308

LAP	SECTOR 1		SECTOR 2		SECTOR 3		LAP TIME	MPH	DIFF	TIME OF DAY
1 -	56.088	105.3	1:23.214	78.0	48.757	74.3	3:08.059	83.31	5.568	10:01:57.926
2 -	54.911	107.3	1:20.956	82.8	***46.992***	***74.6***	3:02.859 **(2)**	85.68	0.368	10:05:00.785
3 -	***53.466***	***110.0***	1:22.369	78.5	50.872	73.8	3:06.707 **(3)**	83.91	4.216	10:08:07.492
4 -	OUTLAP	103.8	***1:20.725***	***83.1***	48.035	***74.6***	16:13.476	16.09	13:10.985	10:24:20.968
5 -	53.580	106.1	1:21.143	81.4	47.768	74.3	***3:02.491*** **(1)**	***85.85***		***10:27:23.459***

P29 142 Roadspc Ben BUCKLEY — Caterham Roadsport -

IDEAL LAP TIME : 3:01.130 BEST LAP TIME : 3:02.729 DIFFERENCE : 1.599

LAP	SECTOR 1		SECTOR 2		SECTOR 3		LAP TIME	MPH	DIFF	TIME OF DAY
1 -	55.419	109.8	1:21.170	80.8	47.610	***75.0***	3:04.199 **(3)**	85.05	1.470	10:01:41.336
2 -	53.198	89.2	1:24.779	81.9	48.086	74.7	3:06.063	84.20	3.334	10:04:47.399
3 -	***53.121***	111.2	1:21.981	81.3	47.627	73.1	***3:02.729*** **(1)**	***85.74***		***10:07:50.128***
4 -	OUTLAP	105.5	***1:20.455***	82.4	50.051	74.2	16:18.213	16.01	13:15.484	10:24:08.341
5 -	54.376	108.0	1:21.909	82.9	***47.554***	73.6	3:03.839 **(2)**	85.22	1.110	10:27:12.180

P30 23 270R Andy MORGAN — Caterham 270R -

IDEAL LAP TIME : 3:02.927 BEST LAP TIME : 3:03.240 DIFFERENCE : 0.313

LAP	SECTOR 1		SECTOR 2		SECTOR 3		LAP TIME	MPH	DIFF	TIME OF DAY
1 -	57.627	106.8	1:22.150	80.4	48.542	73.9	3:08.319	83.19	5.079	10:02:34.563
2 -	54.704	107.5	***1:20.451***	76.8	***48.085***	73.5	***3:03.240*** **(1)**	***85.50***		***10:05:37.803***
3 -	54.885	107.3	1:21.048	80.7	48.945	***75.3***	3:04.878 **(3)**	84.74	1.638	10:08:42.681
4 -	OUTLAP	***111.1***	1:22.083	81.2	50.670	74.4	16:01.162	16.30	12:57.922	10:24:43.843
5 -	***54.391***	107.7	1:21.359	***82.5***	48.986	71.1	3:04.736 **(2)**	84.81	1.496	10:27:48.579

Weather / Track : Sunny / Dry

Spa-Francorchamps
Circuit Length = 4.3520 miles
Start: 09:55 Flag 10:25 End: 10:29

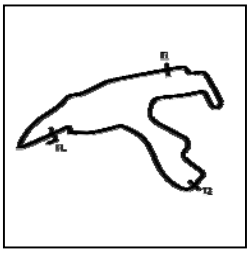

Motul Seven 270R & Avon Tyres Caterham Roadsport Championships

TESTING 1 - SECTOR ANALYSIS

SECTOR 1 = FL to I1, SECTOR 2 = I1 to I2, SECTOR 3 = I2 to FL, DIFF = Difference To Personal Best Lap, P = Crossed Finish Line in Pit Lane, D = Time Disallowed

P31 33 270R Matthew CREAK — Caterham 270R - Team CRC Transport Limited

IDEAL LAP TIME : 2:58.299 BEST LAP TIME : 3:03.259 DIFFERENCE : 4.960

LAP	SECTOR 1		SECTOR 2		SECTOR 3		LAP TIME		MPH	DIFF	TIME OF DAY
1 -	57.647	103.2	1:25.107	81.0	47.805	75.4	3:10.559		82.21	7.300	10:01:40.968
2 -	53.389	89.1	1:24.717	77.3	48.030	72.3	3:06.136	(3)	84.17	2.877	10:04:47.104
3 -	53.889	104.3	1:22.989	77.8	47.477	***78.1***	3:04.355	(2)	84.98	1.096	10:07:51.459
4 -	OUTLAP	***112.0***	***1:19.243***	***84.4***	***46.608***	76.0	16:18.525		16.01	13:15.266	10:24:09.984
5 -	53.117	101.9	1:22.619	82.5	47.523	74.2	***3:03.259***	(1)	***85.49***		***10:27:13.243***

P32 190 Roadspc Harry COOK — Caterham Roadsport -

IDEAL LAP TIME : 3:03.081 BEST LAP TIME : 3:03.319 DIFFERENCE : 0.238

LAP	SECTOR 1		SECTOR 2		SECTOR 3		LAP TIME		MPH	DIFF	TIME OF DAY
1 -	***54.985***	105.5	***1:20.109***	80.4	48.225	73.9	***3:03.319***	(1)	***85.46***		***10:01:38.278***
2 -	4:59.715	105.6	1:26.220	78.9	50.348	72.3	7:16.283	(3)	35.91	4:12.964	10:08:54.561
3 -	OUTLAP	***108.4***	1:21.628	80.7	50.008	70.7	15:50.672		16.48	12:47.353	10:24:45.233
4 -	55.493	105.0	1:31.859	***81.2***	***47.987***	***74.9***	3:15.339	(2)	80.20	12.020	10:28:00.572

P33 63 270R Scott PARKER — Caterham 270R -

IDEAL LAP TIME : 3:02.485 BEST LAP TIME : 3:03.351 DIFFERENCE : 0.866

LAP	SECTOR 1		SECTOR 2		SECTOR 3		LAP TIME		MPH	DIFF	TIME OF DAY
1 -	55.743	111.8	1:23.905	79.3	48.638	74.2	3:08.286	(3)	83.21	4.935	10:01:20.419
2 -	54.292	111.6	1:22.700	***82.2***	47.622	73.8	3:04.614	(2)	84.86	1.263	10:04:25.033
3 -	***53.577***	112.0	***1:21.838***	79.9	47.936	***75.2***	***3:03.351***	(1)	***85.45***		***10:07:28.384***
4 -	OUTLAP	***112.2***	1:24.281	77.4	49.984	68.6	18:01.127		14.49	14:57.776	10:25:29.511

P34 15 Roadspc Ben LOPEZ-APPLETON — Caterham Roadsport -

IDEAL LAP TIME : BEST LAP TIME : 3:03.577 DIFFERENCE :

LAP	SECTOR 1		SECTOR 2		SECTOR 3		LAP TIME		MPH	DIFF	TIME OF DAY
1 -							6:07.681	(2)	42.61	3:04.104	10:04:20.036
2 -							***3:03.577***	(1)	***85.34***		***10:07:23.613***
3 -							17:52.758	(3)	14.60	14:49.181	10:25:16.371

P35 2 Roadspc Andy LEES — Caterham Roadsport -

IDEAL LAP TIME : 3:00.440 BEST LAP TIME : 3:03.584 DIFFERENCE : 3.144

LAP	SECTOR 1		SECTOR 2		SECTOR 3		LAP TIME		MPH	DIFF	TIME OF DAY
1 -	55.540	107.2	1:26.163	79.1	49.287	***76.0***	3:10.990	(3)	82.03	7.406	10:01:37.094
2 -	55.936	82.5	1:30.787	80.4	48.004	75.1	3:14.727		80.45	11.143	10:04:51.821
3 -	55.137	***109.4***	1:21.558	***83.8***	***46.889***	***76.0***	***3:03.584***	(1)	***85.34***		***10:07:55.405***
4 -	OUTLAP	101.5	***1:20.443***	82.6	49.999	75.2	16:13.535		16.09	13:09.951	10:24:08.940
5 -	53.976	106.6	1:22.619	80.7	48.860	61.8	3:05.455	(2)	84.48	1.871	10:27:14.395

P36 72 270R Mark SMITH — Caterham 270R -

IDEAL LAP TIME : 3:01.737 BEST LAP TIME : 3:03.781 DIFFERENCE : 2.044

LAP	SECTOR 1		SECTOR 2		SECTOR 3		LAP TIME		MPH	DIFF	TIME OF DAY
1 -	55.568	103.0	1:25.428	80.8	48.521	***77.9***	3:09.517	(3)	82.67	5.736	10:01:17.853
2 -	***53.084***	110.1	1:23.445	83.4	47.252	76.8	***3:03.781***	(1)	***85.25***		***10:04:21.634***
3 -	53.515	104.8	1:23.285	83.2	47.264	77.3	3:04.064	(2)	85.11	0.283	10:07:25.698
4 -	OUTLAP	***112.0***	1:22.231	82.2	47.194	71.0	17:55.134		14.57	14:51.353	10:25:20.832

P37 73 Roadspc Dan CLAYPHAN — Caterham Roadsport -

IDEAL LAP TIME : 3:03.833 BEST LAP TIME : 3:03.833 DIFFERENCE : 0.000

LAP	SECTOR 1		SECTOR 2		SECTOR 3		LAP TIME		MPH	DIFF	TIME OF DAY
1 -	56.244	103.7	1:26.086	74.6	49.279	73.3	3:11.609	(3)	81.76	7.776	10:03:07.520
2 -	55.550	100.4	1:22.993	***80.9***	48.096	75.4	3:06.639	(2)	83.94	2.806	10:06:14.159
3 -	***54.308***	105.5	***1:21.612***	***80.9***	***47.913***	***75.9***	***3:03.833***	(1)	***85.22***		***10:09:17.992***

Weather / Track : Sunny / Dry

Spa-Francorchamps
Circuit Length = 4.3520 miles
Start: 09:55 Flag 10:25 End: 10:29

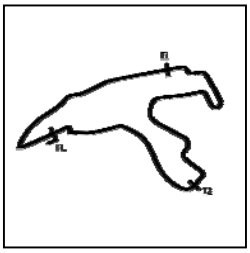

Motul Seven 270R & Avon Tyres Caterham Roadsport Championships

TESTING 1 - SECTOR ANALYSIS

SECTOR 1 = FL to I1, SECTOR 2 = I1 to I2, SECTOR 3 = I2 to FL, DIFF = Difference To Personal Best Lap, P = Crossed Finish Line in Pit Lane, D = Time Disallowed

P38 42 270R Ian FORTESCUE — Caterham 270R -

IDEAL LAP TIME : 3:01.544 BEST LAP TIME : 3:03.929 DIFFERENCE : 2.385

LAP	SECTOR 1		SECTOR 2		SECTOR 3		LAP TIME		MPH	DIFF	TIME OF DAY
1 -	54.605	110.3	1:24.348	81.5	47.808	***75.2***	3:06.761	**(3)**	83.89	2.832	10:01:31.143
2 -	53.687	***112.2***	1:24.159	81.5	***47.355***	74.3	3:05.201	**(2)**	84.59	1.272	10:04:36.344
3 -	53.792	112.0	***1:21.455***	***82.6***	48.682	73.5	***3:03.929***	**(1)**	***85.18***		***10:07:40.273***

P39 37 Roadspc Tom BROWN — Caterham Roadsport -

IDEAL LAP TIME : BEST LAP TIME : 3:03.939 DIFFERENCE :

LAP	SECTOR 1		SECTOR 2		SECTOR 3		LAP TIME		MPH	DIFF	TIME OF DAY
1 -							3:04.509	**(2)**	84.91	0.570	10:05:17.379
2 -							***3:03.939***	**(1)**	***85.17***		***10:08:21.318***
3 -							16:23.103		15.93	13:19.164	10:24:44.421
4 -							3:15.621	**(3)**	80.09	11.682	10:28:00.042

P40 195 Roadspc Tom POWER — Caterham Roadsport - Listers

IDEAL LAP TIME : 3:01.496 BEST LAP TIME : 3:04.535 DIFFERENCE : 3.039

LAP	SECTOR 1		SECTOR 2		SECTOR 3		LAP TIME		MPH	DIFF	TIME OF DAY
1 -	56.195	108.4	1:23.760	82.3	49.009	74.2	3:08.964		82.91	4.429	10:01:46.644
2 -	55.667	104.3	1:23.165	81.9	***47.309***	75.4	3:06.141	**(3)**	84.17	1.606	10:04:52.785
3 -	54.627	***110.1***	1:22.234	83.1	47.674	75.4	***3:04.535***	**(1)**	***84.90***		***10:07:57.320***
4 -	OUTLAP	104.6	***1:20.617***	82.1	48.291	***76.6***	16:11.810		16.12	13:07.275	10:24:09.130
5 -	***53.570***	107.3	1:22.341	82.9	49.036	71.6	3:04.947	**(2)**	84.71	0.412	10:27:14.077

P41 131 Roadspc Max GAUNT — Caterham Roadsport -

IDEAL LAP TIME : 3:04.534 BEST LAP TIME : 3:04.582 DIFFERENCE : 0.048

LAP	SECTOR 1		SECTOR 2		SECTOR 3		LAP TIME		MPH	DIFF	TIME OF DAY
1 -	58.161	102.4	1:24.184	79.9	49.385	71.9	3:11.730	**(3)**	81.71	7.148	10:01:47.816
2 -	55.845	104.6	1:23.674	81.4	***48.447***	73.9	3:07.966	**(2)**	83.35	3.384	10:04:55.782
3 -	55.875	***107.5***	1:24.763	77.6	51.567	***76.0***	3:12.205		81.51	7.623	10:08:07.987
4 -	OUTLAP	105.0	1:22.518	80.7	48.711	76.0	16:20.791		15.97	13:16.209	10:24:28.778
5 -	***55.049***	106.8	***1:21.038***	***82.4***	48.495	73.3	***3:04.582***	**(1)**	***84.88***		***10:27:33.360***

P42 78 Roadspc Guy BERRYMAN — Caterham Roadsport -

IDEAL LAP TIME : BEST LAP TIME : 3:04.920 DIFFERENCE :

LAP	SECTOR 1		SECTOR 2		SECTOR 3		LAP TIME		MPH	DIFF	TIME OF DAY
1 -							3:11.268	**(3)**	81.91	6.348	10:01:13.608
2 -							3:05.803	**(2)**	84.32	0.883	10:04:19.411
3 -							***3:04.920***	**(1)**	***84.72***		***10:07:24.331***
4 -							18:05.533		14.43	15:00.613	10:25:29.864

P43 164 Roadspc Giuseppe FELET — Caterham Roadsport -

IDEAL LAP TIME : 3:01.974 BEST LAP TIME : 3:05.079 DIFFERENCE : 3.105

LAP	SECTOR 1		SECTOR 2		SECTOR 3		LAP TIME		MPH	DIFF	TIME OF DAY
1 -	56.140	98.8	1:25.463	77.8	48.673	73.9	3:10.276	**(3)**	82.34	5.197	10:01:36.631
2 -	***54.009***	106.0	1:28.832	73.1	49.717	72.6	3:12.558		81.36	7.479	10:04:49.189
3 -	55.868	106.5	1:21.861	81.2	***47.350***	***74.5***	***3:05.079***	**(1)**	***84.65***		***10:07:54.268***
4 -		100.0	1:27.913	79.9	51.673	71.6	16:46.699		15.56	13:41.620	10:24:40.967
5 -	56.882	***107.5***	***1:20.615***	80.1	49.642	73.2	3:07.139	**(2)**	83.72	2.060	10:27:48.106

Weather / Track : Sunny / Dry

Spa-Francorchamps
Circuit Length = 4.3520 miles
Start: 09:55 Flag 10:25 End: 10:29

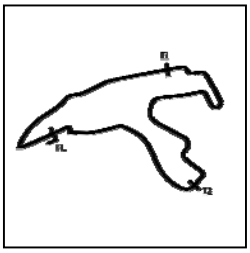

Motul Seven 270R & Avon Tyres Caterham Roadsport Championships

TESTING 1 - SECTOR ANALYSIS

SECTOR 1 = FL to I1, SECTOR 2 = I1 to I2, SECTOR 3 = I2 to FL, DIFF = Difference To Personal Best Lap, P = Crossed Finish Line in Pit Lane, D = Time Disallowed

P44 9 270R Jimmy BEVAN Caterham 270R -

IDEAL LAP TIME : 3:03.015 BEST LAP TIME : 3:05.117 DIFFERENCE : 2.102

LAP	SECTOR 1		SECTOR 2		SECTOR 3		LAP TIME	MPH	DIFF	TIME OF DAY
1 -	55.680	97.2	1:28.473	75.5	50.070	74.8	3:14.223	80.66	9.106	10:02:54.970
2 -	55.407	100.3	1:26.813	79.0	50.392	74.2	3:12.612 (3)	81.34	7.495	10:06:07.582
3 -	54.074	111.2	1:23.576	***82.1***	***47.467***	***76.2***	***3:05.117*** (1)	***84.63***		***10:09:12.699***
4 -	OUTLAP	109.2	***1:22.905***	78.3	49.019	76.0	15:32.958	16.79	12:27.841	10:24:45.657
5 -	52.671	104.2	1:26.075	81.8	48.033	75.4	3:06.779 (2)	83.88	1.662	10:27:52.436

P45 14 Roadspc Fraser JONES Caterham Roadsport -

IDEAL LAP TIME : 3:05.139 BEST LAP TIME : 3:06.245 DIFFERENCE : 1.106

LAP	SECTOR 1		SECTOR 2		SECTOR 3		LAP TIME	MPH	DIFF	TIME OF DAY
1 -	57.195	98.1	1:27.250	79.4	50.985	73.5	3:15.430	80.16	9.185	10:02:50.442
2 -	57.180	105.8	1:26.123	79.9	49.202	73.4	3:12.505 (3)	81.38	6.260	10:06:02.947
3 -	55.791	107.8	1:24.285	***82.2***	***48.407***	74.1	3:08.483 (2)	83.12	2.238	10:09:11.430
4 -	OUTLAP	***109.2***	***1:21.889***	81.0	51.443	72.8	15:40.299	16.66	12:34.054	10:24:51.729
5 -	***54.843***	108.2	1:22.669	78.7	48.733	***74.7***	***3:06.245*** (1)	***84.12***		***10:27:57.974***

P46 28 270R Paul FIELDER Caterham 270R -

IDEAL LAP TIME : 3:04.499 BEST LAP TIME : 3:06.284 DIFFERENCE : 1.785

LAP	SECTOR 1		SECTOR 2		SECTOR 3		LAP TIME	MPH	DIFF	TIME OF DAY
1 -	55.889	91.6	1:28.609	76.5	49.817	76.1	3:14.315	80.62	8.031	10:02:55.367
2 -	54.660	103.2	1:24.859	***82.2***	48.858	76.5	3:08.377 (2)	83.17	2.093	10:06:03.744
3 -	54.681	110.7	1:23.038	79.3	48.565	76.0	***3:06.284*** (1)	***84.10***		***10:09:10.028***
4 -	OUTLAP	***111.6***	***1:22.255***	81.6	48.979	***78.0***	15:36.310	16.73	12:30.026	10:24:46.338
5 -	***54.274***	106.0	1:26.265	78.3	***47.970***	76.4	3:08.509 (3)	83.11	2.225	10:27:54.847

P47 4 270R Ian LESLIE Caterham 270R -

IDEAL LAP TIME : BEST LAP TIME : 3:06.635 DIFFERENCE :

LAP	SECTOR 1		SECTOR 2		SECTOR 3		LAP TIME	MPH	DIFF	TIME OF DAY
1 -							3:10.299 (3)	82.33	3.664	10:01:35.030
2 -							3:09.591 (2)	82.63	2.956	10:04:44.621
3 -							***3:06.635*** (1)	***83.94***		***10:07:51.256***

P48 29 270R Alastair CURREY Caterham 270R -

IDEAL LAP TIME : 3:05.406 BEST LAP TIME : 3:06.985 DIFFERENCE : 1.579

LAP	SECTOR 1		SECTOR 2		SECTOR 3		LAP TIME	MPH	DIFF	TIME OF DAY
1 -	59.511	102.6	1:27.281	75.5	51.803	73.5	3:18.595	78.89	11.610	10:02:24.482
2 -	56.604	107.7	1:28.367	76.6	51.430	74.3	3:16.401 (3)	79.77	9.416	10:05:40.883
3 -	56.078	110.5	1:25.355	79.4	49.762	74.7	3:11.195 (2)	81.94	4.210	10:08:52.078
4 -	OUTLAP	111.8	***1:23.405***	80.4	50.119	***76.8***	15:54.005	16.42	12:47.020	10:24:46.083
5 -	***54.203***	***112.2***	1:24.984	***81.2***	***47.798***	76.3	***3:06.985*** (1)	***83.79***		***10:27:53.068***

P49 64 270R Neal EVANS Caterham 270R -

IDEAL LAP TIME : 3:05.900 BEST LAP TIME : 3:07.028 DIFFERENCE : 1.128

LAP	SECTOR 1		SECTOR 2		SECTOR 3		LAP TIME	MPH	DIFF	TIME OF DAY
1 -	56.584	***112.5***	1:25.723	77.4	50.778	75.6	3:13.085	81.14	6.057	10:01:59.299
2 -	55.476	111.4	1:24.059	77.2	49.045	75.6	3:08.580 (3)	83.08	1.552	10:05:07.879
3 -	55.355	107.7	1:23.869	***81.4***	***48.522***	75.5	3:07.746 (2)	83.45	0.718	10:08:15.625
4 -	OUTLAP	108.5	1:26.802	79.1	50.623	***76.6***	16:25.379	15.89	13:18.351	10:24:41.004
5 -	***54.763***	109.4	***1:22.615***	78.4	49.650	74.6	***3:07.028*** (1)	***83.77***		***10:27:48.032***

Weather / Track : Sunny / Dry

Spa-Francorchamps
Circuit Length = 4.3520 miles
Start: 09:55 Flag 10:25 End: 10:29

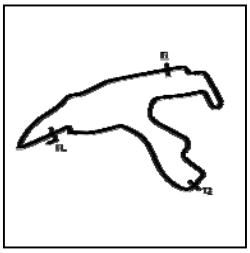

Motul Seven 270R & Avon Tyres Caterham Roadsport Championships

TESTING 1 - SECTOR ANALYSIS

SECTOR 1 = FL to I1, SECTOR 2 = I1 to I2, SECTOR 3 = I2 to FL, DIFF = Difference To Personal Best Lap, P = Crossed Finish Line in Pit Lane, D = Time Disallowed

P50 49 Roadspc Glenn MOULE — Caterham Roadsport -

IDEAL LAP TIME : BEST LAP TIME : 3:07.396 DIFFERENCE :

LAP	SECTOR 1		SECTOR 2		SECTOR 3		LAP TIME		MPH	DIFF	TIME OF DAY
1 -							3:10.538	(3)	82.22	3.142	10:01:08.590
2 -							3:08.076	(2)	83.30	0.680	10:04:16.666
3 -							***3:07.396***	***(1)***	***83.60***		***10:07:24.062***
4 -							17:57.687		14.53	14:50.291	10:25:21.749

P51 117 Roadspc Gary LAPIDUS — Caterham Roadsport -

IDEAL LAP TIME : 3:06.627 BEST LAP TIME : 3:07.597 DIFFERENCE : 0.970

LAP	SECTOR 1		SECTOR 2		SECTOR 3		LAP TIME		MPH	DIFF	TIME OF DAY
1 -	57.979	***105.5***	1:25.852	78.1	49.806	72.8	3:13.637	(3)	80.91	6.040	10:01:32.277
2 -	57.066	104.5	1:26.859	79.8	50.178	53.8	3:14.103		80.71	6.506	10:04:46.380
3 -	58.571	104.8	1:23.297	79.8	***48.581***	***73.3***	3:10.449	(2)	82.26	2.852	10:07:56.829
4 -	OUTLAP	96.9	1:22.895	80.6	49.003	67.8	16:24.900		15.90	13:17.303	10:24:21.729
5 -	55.494	105.3	***1:22.771***	79.4	49.332	71.2	***3:07.597***	***(1)***	***83.51***		***10:27:29.326***

P52 53 Roadspc Nicholas SMITH — Caterham Roadsport -

IDEAL LAP TIME : 3:07.838 BEST LAP TIME : 3:07.841 DIFFERENCE : 0.003

LAP	SECTOR 1		SECTOR 2		SECTOR 3		LAP TIME		MPH	DIFF	TIME OF DAY
1 -	57.932	101.3	1:24.385	77.8	50.818	72.4	3:13.135		81.12	5.294	10:01:48.086
2 -	56.725	***105.5***	1:24.041	79.3	49.182	72.1	3:09.948	(2)	82.48	2.107	10:04:58.034
3 -	***56.291***	102.6	1:23.435	78.4	50.646	73.8	3:10.372	(3)	82.29	2.531	10:08:08.406
4 -	OUTLAP	100.0	1:27.705	79.0	52.179	***74.1***	16:33.348		15.77	13:25.507	10:24:41.754
5 -	56.294	104.8	***1:23.267***	***81.4***	***48.280***	73.2	***3:07.841***	***(1)***	***83.40***		***10:27:49.595***

P53 41 Roadspc Trevor CONWAY — Caterham Roadsport -

IDEAL LAP TIME : 3:03.508 BEST LAP TIME : 3:07.911 DIFFERENCE : 4.403

LAP	SECTOR 1		SECTOR 2		SECTOR 3		LAP TIME		MPH	DIFF	TIME OF DAY
1 -	56.141	106.1	1:24.594	79.6	49.206	75.1	3:09.941	(3)	82.48	2.030	10:02:49.843
2 -	56.506	104.2	1:25.753	79.2	48.996	75.2	3:11.255		81.91	3.344	10:06:01.098
3 -	55.984	104.6	1:25.303	79.7	48.622	74.9	3:09.909	(2)	82.50	1.998	10:09:11.007
4 -	OUTLAP	108.2	***1:22.242***	***81.1***	***48.255***	***76.4***	15:36.860		16.72	12:28.949	10:24:47.867
5 -	***53.011***	***115.5***	1:26.439	79.5	48.461	75.3	***3:07.911***	***(1)***	***83.37***		***10:27:55.778***

P54 16 Roadspc James CROCKER — Caterham Roadsport -

IDEAL LAP TIME : 3:04.622 BEST LAP TIME : 3:08.039 DIFFERENCE : 3.417

LAP	SECTOR 1		SECTOR 2		SECTOR 3		LAP TIME		MPH	DIFF	TIME OF DAY
1 -	57.362	105.5	1:26.815	79.4	49.264	73.9	3:13.441	(2)	80.99	5.402	10:04:21.244
2 -	55.351	***106.6***	1:23.257	***79.8***	49.431	***75.5***	***3:08.039***	***(1)***	***83.32***		***10:07:29.283***
3 -	4:58.099	92.4	1:43.225	67.7	IN PIT		14:33.789	**P**	17.93	11:25.750	10:22:03.072
4 -	OUTLAP	104.3	1:25.137	78.8	50.356	72.5	3:29.833		74.66	21.794	10:25:32.905

P55 51 Roadspc Graham DODRIDGE — Caterham Roadsport -

IDEAL LAP TIME : BEST LAP TIME : 3:09.709 DIFFERENCE :

LAP	SECTOR 1		SECTOR 2		SECTOR 3		LAP TIME		MPH	DIFF	TIME OF DAY
1 -							3:15.074	(2)	80.31	5.365	10:01:22.632
2 -							3:27.676		75.44	17.967	10:04:50.308
3 -							3:17.522	(3)	79.32	7.813	10:08:07.830
4 -							16:31.667		15.79	13:21.958	10:24:39.497
5 -							***3:09.709***	***(1)***	***82.58***		***10:27:49.206***

Weather / Track : Sunny / Dry

Spa-Francorchamps
Circuit Length = 4.3520 miles
Start: 09:55 Flag 10:25 End: 10:29

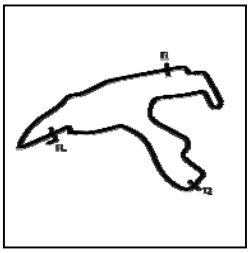

Motul Seven 270R & Avon Tyres Caterham Roadsport Championships

TESTING 1 - SECTOR ANALYSIS

SECTOR 1 = FL to I1, SECTOR 2 = I1 to I2, SECTOR 3 = I2 to FL, DIFF = Difference To Personal Best Lap, P = Crossed Finish Line in Pit Lane, D = Time Disallowed

P56 69 Roadspc Charlie MIZON — Caterham Roadsport -

IDEAL LAP TIME : BEST LAP TIME : 3:10.224 DIFFERENCE :

LAP	SECTOR 1	SECTOR 2	SECTOR 3	LAP TIME	MPH	DIFF	TIME OF DAY
1 -				3:16.400	79.77	6.176	10:02:49.556
2 -				3:14.271 (3)	80.64	4.047	10:06:03.827
3 -				***3:10.224 (1)***	***82.36***		***10:09:14.051***
4 -				15:51.380	16.46	12:41.156	10:25:05.431
5 -				3:10.468 (2)	82.25	0.244	10:28:15.899

P57 13 Roadspc David THORNTON — Caterham Roadsport -

IDEAL LAP TIME : BEST LAP TIME : 3:10.442 DIFFERENCE :

LAP	SECTOR 1	SECTOR 2	SECTOR 3	LAP TIME	MPH	DIFF	TIME OF DAY
1 -				3:16.094 (3)	79.89	5.652	10:03:18.565
2 -				3:12.144 (2)	81.54	1.702	10:06:30.709
3 -				***3:10.442 (1)***	***82.26***		***10:09:41.151***
4 -				15:37.034	16.72	12:26.592	10:25:18.185

P58 123 Roadspc Anthony WARNER — Caterham Roadsport -

IDEAL LAP TIME : 3:10.376 BEST LAP TIME : 3:10.696 DIFFERENCE : 0.320

LAP	SECTOR 1		SECTOR 2		SECTOR 3		LAP TIME	MPH	DIFF	TIME OF DAY
1 -	58.425	105.3	1:28.301	76.3	50.352	71.9	3:17.078	79.49	6.382	10:02:51.861
2 -	57.570	104.6	1:26.690	78.6	50.559	71.6	3:14.819 (3)	80.42	4.123	10:06:06.680
3 -	56.882	105.6	1:23.751	78.3	50.063	***72.0***	***3:10.696 (1)***	***82.15***		***10:09:17.376***
4 -	OUTLAP	101.6	1:29.780	77.1	***50.050***	71.5	15:50.860	16.47	12:40.164	10:25:08.236
5 -	***56.698***	***106.5***	***1:23.628***	***78.7***	50.683	64.2	3:11.009 (2)	82.02	0.313	10:28:19.245

P59 133 Roadspc Ryan ERROLL — Caterham Roadsport -

IDEAL LAP TIME : 3:11.202 BEST LAP TIME : 3:11.618 DIFFERENCE : 0.416

LAP	SECTOR 1		SECTOR 2		SECTOR 3		LAP TIME	MPH	DIFF	TIME OF DAY
1 -	56.636	105.0	1:28.038	75.0	51.364	73.2	3:16.038 (2)	79.92	4.420	10:04:37.912
2 -	55.459	106.1	***1:26.797***	***79.6***	***49.362***	***73.9***	***3:11.618 (1)***	***81.76***		***10:07:49.530***

P60 44 Roadspc Andrew SARGENT — Caterham Roadsport -

IDEAL LAP TIME : 3:16.513 BEST LAP TIME : 3:18.510 DIFFERENCE : 1.997

LAP	SECTOR 1		SECTOR 2		SECTOR 3		LAP TIME	MPH	DIFF	TIME OF DAY
1 -	58.109	102.1	1:32.846	72.5	53.157	58.5	3:24.112 (3)	76.75	5.602	10:04:47.116
2 -	58.254	***106.3***	1:29.873	75.8	***51.387***	71.7	3:19.514 (2)	78.52	1.004	10:08:06.630
3 -	OUTLAP	101.9	***1:28.233***	77.7	52.473	69.7	16:34.033	15.76	13:15.523	10:24:40.663
4 -	57.496	103.4	1:28.455	***79.3***	52.559	67.0	***3:18.510 (1)***	***78.92***		***10:27:59.173***

P61 119 Roadspc Stuart BELL — Caterham Roadsport -

IDEAL LAP TIME : BEST LAP TIME : 3:19.119 DIFFERENCE :

LAP	SECTOR 1	SECTOR 2	SECTOR 3	LAP TIME	MPH	DIFF	TIME OF DAY
1 -				***3:19.119 (1)***	***78.68***		***10:06:44.618***
2 -				3:21.104 (2)	77.90	1.985	10:10:05.722
3 -				15:26.499 (3)	16.91	12:07.380	10:25:32.221

P62 32 Roadspc Alan THICKETT — Caterham Roadsport -

IDEAL LAP TIME : 3:19.200 BEST LAP TIME : 3:19.200 DIFFERENCE : 0.000

LAP	SECTOR 1		SECTOR 2		SECTOR 3		LAP TIME	MPH	DIFF	TIME OF DAY
1 -	1:02.822	93.5	1:36.476	65.5	53.854	70.9	3:33.152 (3)	73.50	13.952	10:04:05.328
2 -	59.205	103.7	1:36.487	65.7	52.940	***72.7***	3:28.632 (2)	75.09	9.432	10:07:33.960
3 -	OUTLAP	100.6	1:34.846	74.0	51.473	72.3	17:36.519	14.82	14:17.319	10:25:10.479
4 -	***57.456***	***105.6***	***1:30.442***	***76.0***	***51.302***	72.3	***3:19.200 (1)***	***78.65***		***10:28:29.679***

Weather / Track : Sunny / Dry

Spa-Francorchamps
Circuit Length = 4.3520 miles
Start: 09:55 Flag 10:25 End: 10:29

Motul Seven 270R & Avon Tyres Caterham Roadsport Championships

TESTING 1 - WEATHER CONDITIONS

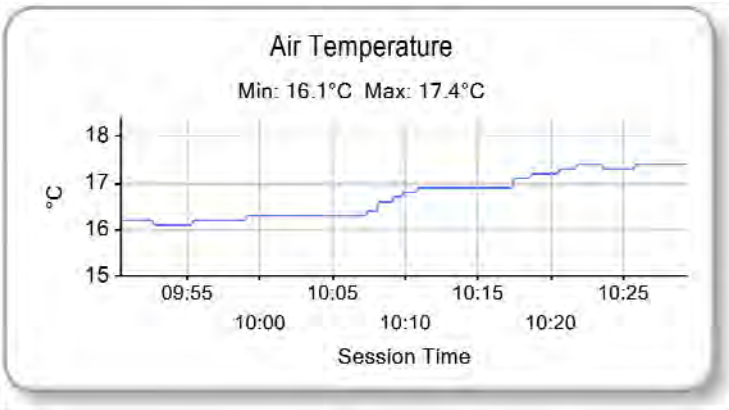

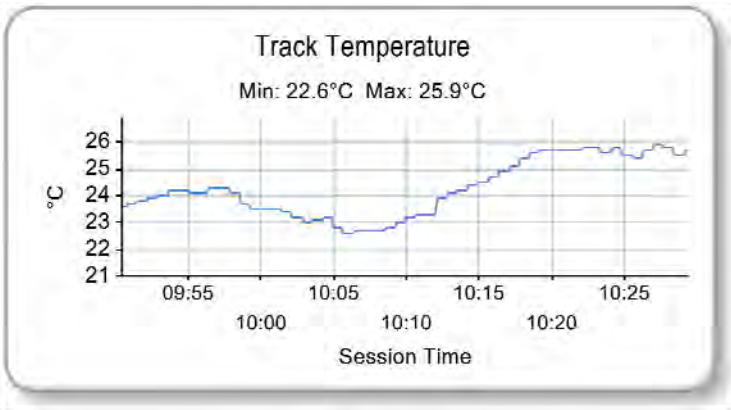

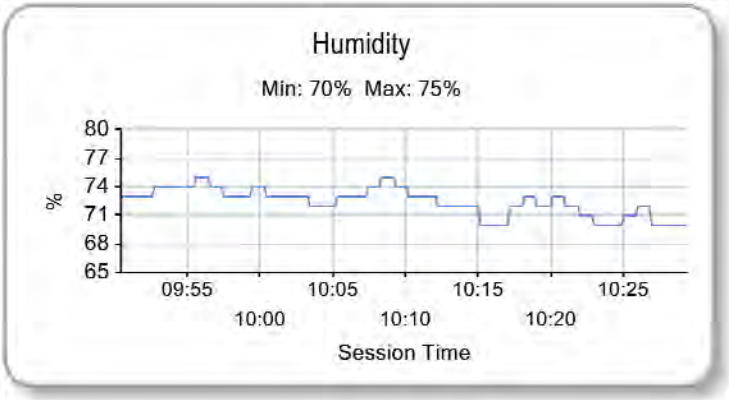

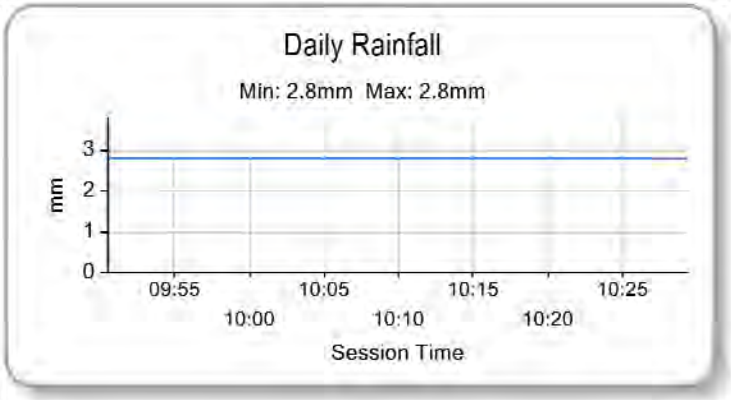

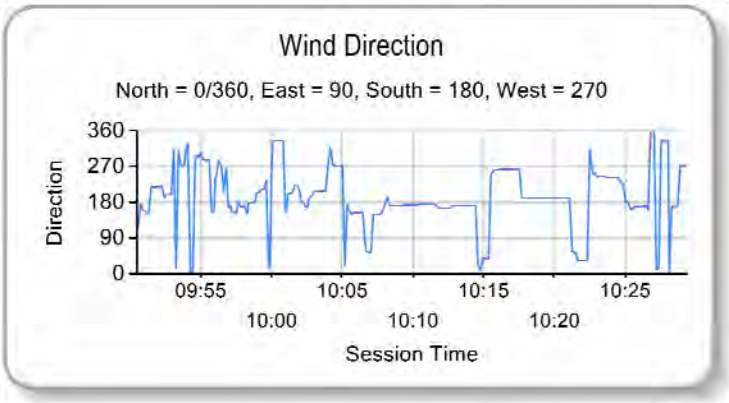

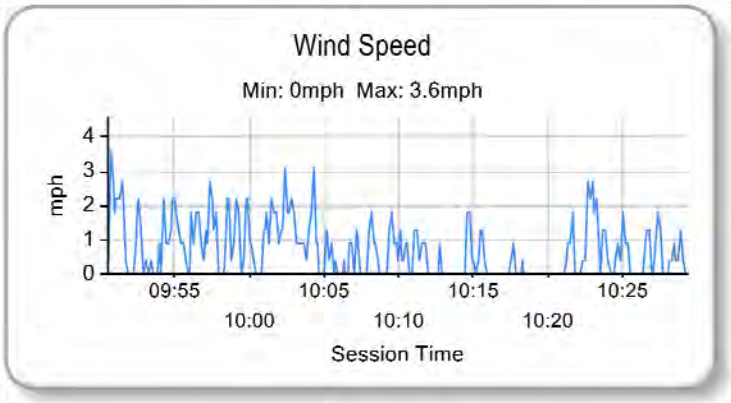

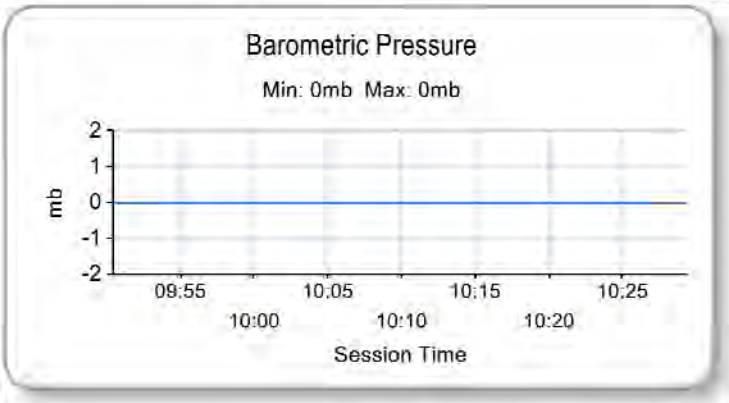

Weather / Track : Sunny / Dry

Spa-Francorchamps
Circuit Length = 4.3520 miles
Start: 09:55 Flag 10:25 End: 10:29

Results can be found at www.tsl-timing.com

Printed - 10:39 Friday, 19 July 2019

Motul Seven 270R & Avon Tyres Caterham Roadsport Championships

TESTING 1 - STATISTICS

Competitors Started	62
Planned Start	2019-07-19 @ 09:55:00.000
Actual Start	2019-07-19 @ 09:55:00.000
Finish Time	2019-07-19 @ 10:25:11.467
Track Length	4.3520mi.
Total Laps	291
Total Distance Covered	1266.4563mi.

Session Fastest Lap History

NO	CL	NAME	LAP TIME	TIME OF DAY	LAP	VEHICLE
5	270R	**Gregory MONKS**	**3:00.837**	10:00:50.967	1	Caterham 270R
36	270R	**Daniel HALSTEAD**	**3:00.133**	10:00:59.154	1	Caterham 270R
3	270R	**James MURPHY**	**2:58.800**	10:01:00.900	1	Caterham 270R
77	270R	**Daniel FRENCH**	**2:56.026**	10:02:15.176	1	Caterham 270R
3	270R	**James MURPHY**	**2:55.950**	10:03:56.850	2	Caterham 270R
77	270R	**Daniel FRENCH**	**2:55.941**	10:08:08.680	3	Caterham 270R
77	270R	**Daniel FRENCH**	**2:55.520**	10:27:02.123	5	Caterham 270R
19	270R	**Graham MACDONALD**	**2:55.071**	10:27:02.509	5	Caterham 270R

Flag History

TYPE	TIME OF DAY
GREEN	09:55:00.000
RED	10:10:24.662
GREEN	10:21:08.507
FINISH	10:25:11.467

Flag Statistics

TYPE	COUNT	TOTAL LAPS	TOTAL TIME
Green	2	6	23:40.820
Red	1	0	10:43.844
Safety Car	0	0	0.000
FCY	0	0	0.000

Spa-Francorchamps
Circuit Length = 4.3520 miles
Start: 09:55 Flag 10:25 End: 10:29

Weather / Track : Sunny / Dry

These results are provisional until the conclusion of any judicial and technical matters.

Motul Seven 270R & Avon Tyres Caterham Roadsport Championships

TESTING 1 - STATISTICS

CLASS : 270R

32 Starters

Fastest Lap History

NO	NAME	LAP TIME	TIME OF DAY	LAP	VEHICLE
5	**Gregory MONKS**	**3:00.837**	10:00:50.967	1	Caterham 270R
36	**Daniel HALSTEAD**	**3:00.133**	10:00:59.154	1	Caterham 270R
3	**James MURPHY**	**2:58.800**	10:01:00.900	1	Caterham 270R
77	**Daniel FRENCH**	**2:56.026**	10:02:15.176	1	Caterham 270R
3	**James MURPHY**	**2:55.950**	10:03:56.850	2	Caterham 270R
77	**Daniel FRENCH**	**2:55.941**	10:08:08.680	3	Caterham 270R
77	**Daniel FRENCH**	**2:55.520**	10:27:02.123	5	Caterham 270R
19	**Graham MACDONALD**	**2:55.071**	10:27:02.509	5	Caterham 270R

Spa-Francorchamps

Weather / Track : Sunny / Dry

Circuit Length = 4.3520 miles

These results are provisional until the conclusion of any judicial and technical matters.

Start: 09:55 Flag 10:25 End: 10:29

Motul Seven 270R & Avon Tyres Caterham Roadsport Championships

TESTING 1 - STATISTICS

CLASS : Roadsport

30 Starters

Fastest Lap History

NO	NAME	LAP TIME	TIME OF DAY	LAP	VEHICLE
49	**Glenn MOULE**	**3:10.538**	10:01:08.590	1	Caterham Roadsport
164	**Giuseppe FELET**	**3:10.276**	10:01:36.640	1	Caterham Roadsport
190	**Harry COOK**	**3:03.319**	10:01:38.286	1	Caterham Roadsport
174	**Alan VENTERS**	**3:02.595**	10:04:59.835	2	Caterham Roadsport
70	**Lars Alexander HOFFMANN**	**2:59.635**	10:05:08.663	2	Caterham Roadsport

Spa-Francorchamps

Weather / Track : Sunny / Dry

Circuit Length = 4.3520 miles

These results are provisional until the conclusion of any judicial and technical matters.

Start: 09:55 Flag 10:25 End: 10:29

Motul Seven 270R & Avon Tyres Caterham Roadsport Championships

TESTING 2 - CLASSIFICATION

POS	NO	CL	PIC	NAME	ENTRY	TIME	ON	LAPS	GAP	DIFF	MPH
1	80	270R	1	Matt SHEPPARD	Caterham 270R -	2:54.015	9	9			90.03
2	36 *	270R	2	Daniel HALSTEAD	Caterham 270R - DPR Motorsport	2:54.960	8	10	0.945	0.945	89.54
3	6	270R	3	Justin HEAP	Caterham 270R -	2:54.976	6	10	0.961	0.016	89.54
4	3	270R	4	James MURPHY	Caterham 270R - DPR Motorsport	2:55.080	9	10	1.065	0.104	89.48
5	77	270R	5	Daniel FRENCH	Caterham 270R -	2:55.105	8	9	1.090	0.025	89.47
6	5	270R	6	Gregory MONKS	Caterham 270R -	2:55.264	4	10	1.249	0.159	89.39
7	79	270R	7	Lewis THOMPSON	Caterham 270R - DW Motorsport	2:55.882	8	9	1.867	0.618	89.07
8	12	270R	8	Toby CLOWES	Caterham 270R -	2:55.942	9	10	1.927	0.060	89.04
9	11	270R	9	Chris MOORE	Caterham 270R - DPR Motorsport	2:56.013	4	10	1.998	0.071	89.01
10	88	270R	10	James MCCALL	Caterham 270R -	2:56.285	6	9	2.270	0.272	88.87
11	19	270R	11	Graham MACDONALD	Caterham 270R -	2:56.345	5	9	2.330	0.060	88.84
12	17	270R	12	Tom ALLEN	Caterham 270R -	2:56.500	4	9	2.485	0.155	88.76
13	74	270R	13	Oli PRATT	Caterham 270R - Geotechnical Experts Ltd	2:56.674	4	9	2.659	0.174	88.68
14	57 *	270R	14	Nilesh PARMAR	Caterham 270R - DPR Motorsport	2:56.697	6	10	2.682	0.023	88.66
15	25	270R	15	Neil FRASER	Caterham 270R -	2:56.753	9	9	2.738	0.056	88.64
16	68	270R	16	Simon GOODWIN	Caterham 270R -	2:56.934	9	9	2.919	0.181	88.54
17	95	270R	17	Al MELTON	Caterham 270R -	2:57.272	3	8	3.257	0.338	88.38
18	76	270R	18	Richard CLEGG	Caterham 270R -	2:57.290	7	9	3.275	0.018	88.37
19	86	270R	19	James DE LUSIGNAN	Caterham 270R -	2:57.372	2	9	3.357	0.082	88.33
20	42	270R	20	Ian FORTESCUE	Caterham 270R -	2:57.606	9	9	3.591	0.234	88.21
21	10	270R	21	James GILMOUR	Caterham 270R -	2:57.623	6	10	3.608	0.017	88.20
22	21	270R	22	Jonny JARRATT	Caterham 270R -	2:57.739	6	9	3.724	0.116	88.14
23	33	270R	23	Matthew CREAK	Caterham 270R - Team CRC Transport Limited	2:57.749	7	9	3.734	0.010	88.14
24	2	Roadsport	1	Andy LEES	Caterham Roadsport -	2:58.144	9	9	4.129	0.395	87.94
25	8	270R	24	John ISHERWOOD	Caterham 270R -	2:58.183	7	9	4.168	0.039	87.92
26	119 *	Roadsport	2	Stuart BELL	Caterham Roadsport -	2:58.447	6	7	4.432	0.264	87.79
27	164	Roadsport	3	Giuseppe FELET	Caterham Roadsport -	2:58.473	9	9	4.458	0.026	87.78
28	9	270R	25	Jimmy BEVAN	Caterham 270R -	2:58.545	7	9	4.530	0.072	87.75
29	142	Roadsport	4	Ben BUCKLEY	Caterham Roadsport -	2:58.753	9	9	4.738	0.208	87.64
30	28	270R	26	Paul FIELDER	Caterham 270R -	2:59.131	4	9	5.116	0.378	87.46
31	84	Roadsport	5	Andrew MURGATROYD	Caterham Roadsport -	2:59.230	9	9	5.215	0.099	87.41
32	63	270R	27	Scott PARKER	Caterham 270R -	2:59.454	5	9	5.439	0.224	87.30
33	99 *	Roadsport	6	Gideon WILKINSON	Caterham Roadsport -	2:59.493	9	9	5.478	0.039	87.28
34	70	Roadsport	7	Lars Alexander HOFFMANN	Caterham Roadsport -	2:59.538	5	9	5.523	0.045	87.26
35	15 *	Roadsport	8	Ben LOPEZ-APPLETON	Caterham Roadsport -	2:59.724	2	9	5.709	0.186	87.17
36	129	Roadsport	9	Will ROSSETTI	Caterham Roadsport -	2:59.963	8	9	5.948	0.239	87.05
37	72	270R	28	Mark SMITH	Caterham 270R -	3:00.112	4	9	6.097	0.149	86.98
38	22	Roadsport	10	Angelos ALVANOS	Caterham Roadsport -	3:00.297	8	9	6.282	0.185	86.89
39	23	270R	29	Andy MORGAN	Caterham 270R -	3:00.303	3	9	6.288	0.006	86.89
40	174	Roadsport	11	Alan VENTERS	Caterham Roadsport -	3:00.464	8	9	6.449	0.161	86.81
41	14	Roadsport	12	Fraser JONES	Caterham Roadsport -	3:00.633	9	9	6.618	0.169	86.73
42	190	Roadsport	13	Harry COOK	Caterham Roadsport -	3:00.722	5	5	6.707	0.089	86.69
43	131	Roadsport	14	Max GAUNT	Caterham Roadsport -	3:01.713	7	9	7.698	0.991	86.22
44	41	Roadsport	15	Trevor CONWAY	Caterham Roadsport -	3:01.783	3	9	7.768	0.070	86.18
45	37 *	Roadsport	16	Tom BROWN	Caterham Roadsport -	3:02.068	3	9	8.053	0.285	86.05
46	29	270R	30	Alastair CURREY	Caterham 270R -	3:02.108	9	9	8.093	0.040	86.03
47	49 *	Roadsport	17	Glenn MOULE	Caterham Roadsport -	3:02.194	6	9	8.179	0.086	85.99
48	195	Roadsport	18	Tom POWER	Caterham Roadsport - Listers	3:02.532	6	9	8.517	0.338	85.83
49	51 *	Roadsport	19	Graham DODRIDGE	Caterham Roadsport -	3:03.955	6	9	9.940	1.423	85.17
50	73	Roadsport	20	Dan CLAYPHAN	Caterham Roadsport -	3:04.013	8	8	9.998	0.058	85.14
51	53	Roadsport	21	Nicholas SMITH	Caterham Roadsport -	3:04.248	5	6	10.233	0.235	85.03
52	64	270R	31	Neal EVANS	Caterham 270R -	3:04.273	8	9	10.258	0.025	85.02
53	78 *	Roadsport	22	Guy BERRYMAN	Caterham Roadsport -	3:04.307	8	8	10.292	0.034	85.00
54	117	Roadsport	23	Gary LAPIDUS	Caterham Roadsport -	3:04.908	6	9	10.893	0.601	84.73
55	16	Roadsport	24	James CROCKER	Caterham Roadsport -	3:05.928	6	9	11.913	1.020	84.26
56	123	Roadsport	25	Anthony WARNER	Caterham Roadsport -	3:07.238	9	9	13.223	1.310	83.67
57	32	Roadsport	26	Alan THICKETT	Caterham Roadsport -	3:07.655	5	9	13.640	0.417	83.49
58	69 *	Roadsport	27	Charlie MIZON	Caterham Roadsport -	3:07.882	8	9	13.867	0.227	83.39
59	13 *	Roadsport	28	David THORNTON	Caterham Roadsport -	3:08.669	6	9	14.654	0.787	83.04
60	44	Roadsport	29	Andrew SARGENT	Caterham Roadsport -	3:13.014	8	9	18.999	4.345	81.17

***Cars 13,15,36,37,49,51,57,69,78,99,119 - please fit a working transponder**

Spa-Francorchamps
Circuit Length = 4.3520 miles
Start: 12:10 Flag 12:40 End: 12:43

Weather / Track : Sunny / Dry

These results are provisional until the conclusion of any judicial and technical matters.

Clerk Of Course :	Steward :	Timekeeper :

Results can be found at www.tsl-timing.com

Printed - 12:44 Friday, 19 July 2019

Motul Seven 270R & Avon Tyres Caterham Roadsport Championships

TESTING 2 - BEST SECTORS

	SECTOR 1			SECTOR 2			SECTOR 3		
POS	NO	NAME	TIME	NO	NAME	TIME	NO	NAME	TIME
1	33	CREAK	51.171	77	FRENCH	1:17.051	80	SHEPPARD	45.103
2	6	HEAP	51.214	5	MONKS	1:17.289	33	CREAK	45.370
3	80	SHEPPARD	51.276	80	SHEPPARD	1:17.320	6	HEAP	45.456
4	3	MURPHY	51.407	79	THOMPSON	1:17.372	3	MURPHY	45.474
5	11	MOORE	51.526	11	MOORE	1:17.507	86	LUSIGNAN	45.627
6	25	FRASER	51.585	3	MURPHY	1:17.603	79	THOMPSON	45.628
7	79	THOMPSON	51.598	88	MCCALL	1:17.819	11	MOORE	45.642
8	77	FRENCH	51.721	12	CLOWES	1:17.859	12	CLOWES	45.654
9	12	CLOWES	51.755	17	ALLEN	1:17.908	19	MACDONALD	45.654
10	17	ALLEN	51.816	19	MACDONALD	1:18.103	9	BEVAN	45.672
11	68	GOODWIN	51.829	68	GOODWIN	1:18.149	77	FRENCH	45.802
12	95	MELTON	51.884	95	MELTON	1:18.228	5	MONKS	45.817
13	86	LUSIGNAN	51.891	25	FRASER	1:18.240	74	PRATT	45.856
14	74	PRATT	51.897	74	PRATT	1:18.242	88	MCCALL	45.860
15	76	CLEGG	51.927	6	HEAP	1:18.306	25	FRASER	45.933
16	28	FIELDER	51.949	10	GILMOUR	1:18.407	76	CLEGG	46.002
17	72	SMITH	52.004	84	MURGATROYD	1:18.466	17	ALLEN	46.009
18	88	MCCALL	52.032	86	LUSIGNAN	1:18.546	8	ISHERWOOD	46.081
19	42	FORTESCUE	52.056	129	ROSSETTI	1:18.586	95	MELTON	46.140
20	5	MONKS	52.158	70	HOFFMANN	1:18.658	68	GOODWIN	46.212
21	142	BUCKLEY	52.177	76	CLEGG	1:18.689	70	HOFFMANN	46.212
22	21	JARRATT	52.178	164	FELET	1:18.714	72	SMITH	46.239
23	19	MACDONALD	52.192	21	JARRATT	1:18.724	42	FORTESCUE	46.307
24	129	ROSSETTI	52.271	142	BUCKLEY	1:18.859	21	JARRATT	46.440
25	8	ISHERWOOD	52.314	9	BEVAN	1:18.964	142	BUCKLEY	46.450
26	9	BEVAN	52.334	42	FORTESCUE	1:19.044	2	LEES	46.468
27	164	FELET	52.386	2	LEES	1:19.046	63	PARKER	46.476
28	10	GILMOUR	52.394	190	COOK	1:19.082	10	GILMOUR	46.518
29	2	LEES	52.630	8	ISHERWOOD	1:19.163	23	MORGAN	46.623
30	63	PARKER	52.732	23	MORGAN	1:19.330	164	FELET	46.647
31	84	MURGATROYD	52.886	33	CREAK	1:19.361	129	ROSSETTI	46.694
32	22	ALVANOS	52.891	174	VENTERS	1:19.416	28	FIELDER	46.834
33	70	HOFFMANN	52.917	22	ALVANOS	1:19.534	14	JONES	46.864
34	29	CURREY	53.180	28	FIELDER	1:19.827	84	MURGATROYD	46.922
35	41	CONWAY	53.213	14	JONES	1:19.900	29	CURREY	47.067
36	23	MORGAN	53.278	63	PARKER	1:19.940	22	ALVANOS	47.070
37	174	VENTERS	53.413	195	POWER	1:19.997	131	GAUNT	47.128
38	195	POWER	53.799	131	GAUNT	1:20.383	41	CONWAY	47.166
39	14	JONES	53.869	29	CURREY	1:20.788	174	VENTERS	47.265
40	131	GAUNT	53.962	41	CONWAY	1:20.925	195	POWER	47.318
41	64	EVANS	54.012	72	SMITH	1:20.976	190	COOK	47.590
42	190	COOK	54.050	117	LAPIDUS	1:21.107	64	EVANS	47.861
43	53	SMITH	54.190	73	CLAYPHAN	1:21.415	73	CLAYPHAN	47.863
44	73	CLAYPHAN	54.519	53	SMITH	1:21.636	117	LAPIDUS	48.061
45	16	CROCKER	54.579	64	EVANS	1:21.991	53	SMITH	48.128
46	117	LAPIDUS	54.890	16	CROCKER	1:22.382	16	CROCKER	48.420
47	32	THICKETT	55.041	123	WARNER	1:23.116	123	WARNER	48.718
48	123	WARNER	55.404	32	THICKETT	1:23.126	32	THICKETT	49.276
49	44	SARGENT	56.194	44	SARGENT	1:25.528	44	SARGENT	50.149
50									
51									
52									
53									
54									
55									
56									
57									
58									
59									
60									

IDEAL / BEST COMPARISON

		PERFECT LAP	2:53.325		
POS	NO	NAME	IDEAL	BEST	DIFF
1	80	SHEPPARD	2:53.699	2:54.015	0.316
2	3	MURPHY	2:54.484	2:55.080	0.596
3	77	FRENCH	2:54.574	2:55.105	0.531
4	79	THOMPSON	2:54.598	2:55.882	1.284
5	11	MOORE	2:54.675	2:56.013	1.338
6	6	HEAP	2:54.976	2:54.976	0.000
7	5	MONKS	2:55.264	2:55.264	0.000
8	12	CLOWES	2:55.268	2:55.942	0.674
9	88	MCCALL	2:55.711	2:56.285	0.574
10	17	ALLEN	2:55.733	2:56.500	0.767
11	25	FRASER	2:55.758	2:56.753	0.995
12	33	CREAK	2:55.902	2:57.749	1.847
13	19	MACDONALD	2:55.949	2:56.345	0.396
14	74	PRATT	2:55.995	2:56.674	0.679
15	86	LUSIGNAN	2:56.064	2:57.372	1.308
16	68	GOODWIN	2:56.190	2:56.934	0.744
17	95	MELTON	2:56.252	2:57.272	1.020
18	76	CLEGG	2:56.618	2:57.290	0.672
19	9	BEVAN	2:56.970	2:58.545	1.575
20	10	GILMOUR	2:57.319	2:57.623	0.304
21	21	JARRATT	2:57.342	2:57.739	0.397
22	42	FORTESCUE	2:57.407	2:57.606	0.199
23	142	BUCKLEY	2:57.486	2:58.753	1.267
24	129	ROSSETTI	2:57.551	2:59.963	2.412
25	8	ISHERWOOD	2:57.558	2:58.183	0.625
26	164	FELET	2:57.747	2:58.473	0.726
27	70	HOFFMANN	2:57.787	2:59.538	1.751
28	2	LEES	2:58.144	2:58.144	0.000
29	84	MURGATROYD	2:58.274	2:59.230	0.956
30	28	FIELDER	2:58.610	2:59.131	0.521
31	63	PARKER	2:59.148	2:59.454	0.306
32	72	SMITH	2:59.219	3:00.112	0.893
33	23	MORGAN	2:59.231	3:00.303	1.072
34	22	ALVANOS	2:59.495	3:00.297	0.802
35	174	VENTERS	3:00.094	3:00.464	0.370
36	14	JONES	3:00.633	3:00.633	0.000
37	190	COOK	3:00.722	3:00.722	0.000
38	29	CURREY	3:01.035	3:02.108	1.073
39	195	POWER	3:01.114	3:02.532	1.418
40	41	CONWAY	3:01.304	3:01.783	0.479
41	131	GAUNT	3:01.473	3:01.713	0.240
42	73	CLAYPHAN	3:03.797	3:04.013	0.216
43	64	EVANS	3:03.864	3:04.273	0.409
44	53	SMITH	3:03.954	3:04.248	0.294
45	117	LAPIDUS	3:04.058	3:04.908	0.850
46	16	CROCKER	3:05.381	3:05.928	0.547
47	123	WARNER	3:07.238	3:07.238	0.000
48	32	THICKETT	3:07.443	3:07.655	0.212
49	44	SARGENT	3:11.871	3:13.014	1.143
50	36	HALSTEAD		2:54.960	
51	99	WILKINSON		2:59.493	
52	51	DODRIDGE		3:03.955	
53	119	BELL		2:58.447	
54	69	MIZON		3:07.882	
55	49	MOULE		3:02.194	
56	57	PARMAR		2:56.697	
57	78	BERRYMAN		3:04.307	
58	37	BROWN		3:02.068	
59	15	LOPEZ-APPLETON		2:59.724	
60	13	THORNTON		3:08.669	

Weather / Track : Sunny / Dry

Spa-Francorchamps
Circuit Length = 4.3520 miles
Start: 12:10 Flag 12:40 End: 12:43

Results can be found at www.tsl-timing.com

Printed - 12:46 Friday, 19 July 2019

Motul Seven 270R & Avon Tyres Caterham Roadsport Championships

TESTING 2 - BEST SPEEDS

	INTERMEDIATE 1			INTERMEDIATE 2			FINISH LINE		
POS	NO	NAME	MPH	NO	NAME	MPH	NO	NAME	MPH
1	33	CREAK	121.1	9	BEVAN	86.4	3	MURPHY	78.9
2	80	SHEPPARD	118.9	77	FRENCH	86.1	77	FRENCH	78.8
3	17	ALLEN	118.9	19	MACDONALD	85.9	6	HEAP	78.6
4	25	FRASER	118.3	6	HEAP	85.8	12	CLOWES	78.6
5	72	SMITH	118.3	8	ISHERWOOD	85.8	80	SHEPPARD	78.4
6	21	JARRATT	118.1	3	MURPHY	85.7	19	MACDONALD	78.4
7	86	LUSIGNAN	117.5	11	MOORE	85.4	5	MONKS	78.3
8	8	ISHERWOOD	117.3	33	CREAK	85.4	25	FRASER	78.2
9	142	BUCKLEY	116.9	80	SHEPPARD	85.1	8	ISHERWOOD	78.1
10	79	THOMPSON	116.7	17	ALLEN	85.1	29	CURREY	78.1
11	3	MURPHY	116.5	21	JARRATT	85.1	79	THOMPSON	78.0
12	9	BEVAN	116.5	88	MCCALL	85.0	11	MOORE	78.0
13	6	HEAP	116.3	76	CLEGG	85.0	86	LUSIGNAN	78.0
14	74	PRATT	116.3	79	THOMPSON	84.8	68	GOODWIN	77.9
15	68	GOODWIN	116.3	12	CLOWES	84.8	21	JARRATT	77.9
16	95	MELTON	116.3	25	FRASER	84.8	28	FIELDER	77.8
17	28	FIELDER	116.3	142	BUCKLEY	84.5	76	CLEGG	77.7
18	164	FELET	115.9	68	GOODWIN	84.3	72	SMITH	77.7
19	19	MACDONALD	115.7	86	LUSIGNAN	84.3	88	MCCALL	77.5
20	42	FORTESCUE	115.7	10	GILMOUR	84.3	74	PRATT	77.4
21	84	MURGATROYD	115.7	129	ROSSETTI	84.3	33	CREAK	77.4
22	88	MCCALL	115.5	72	SMITH	84.3	17	ALLEN	77.2
23	41	CONWAY	115.5	95	MELTON	84.2	129	ROSSETTI	76.8
24	77	FRENCH	115.1	195	POWER	84.2	42	FORTESCUE	76.7
25	190	COOK	115.1	5	MONKS	84.0	9	BEVAN	76.6
26	2	LEES	114.9	42	FORTESCUE	84.0	142	BUCKLEY	76.6
27	76	CLEGG	114.3	28	FIELDER	84.0	2	LEES	76.6
28	5	MONKS	113.9	131	GAUNT	83.9	73	CLAYPHAN	76.6
29	12	CLOWES	113.9	70	HOFFMANN	83.8	64	EVANS	76.4
30	11	MOORE	113.9	74	PRATT	83.7	10	GILMOUR	76.3
31	14	JONES	113.7	2	LEES	83.6	22	ALVANOS	76.3
32	63	PARKER	113.5	164	FELET	83.6	70	HOFFMANN	76.1
33	195	POWER	113.5	84	MURGATROYD	83.6	95	MELTON	76.0
34	131	GAUNT	112.9	22	ALVANOS	83.5	41	CONWAY	75.9
35	23	MORGAN	112.7	23	MORGAN	83.4	174	VENTERS	75.8
36	53	SMITH	112.7	29	CURREY	83.4	164	FELET	75.5
37	64	EVANS	112.7	14	JONES	83.3	23	MORGAN	75.5
38	70	HOFFMANN	112.4	174	VENTERS	83.2	131	GAUNT	75.5
39	10	GILMOUR	112.2	117	LAPIDUS	82.7	63	PARKER	75.3
40	29	CURREY	112.2	63	PARKER	82.4	195	POWER	75.3
41	129	ROSSETTI	112.0	41	CONWAY	82.1	84	MURGATROYD	75.2
42	174	VENTERS	110.3	53	SMITH	81.9	14	JONES	75.1
43	22	ALVANOS	109.1	190	COOK	81.6	16	CROCKER	74.9
44	117	LAPIDUS	109.1	64	EVANS	81.4	53	SMITH	74.5
45	32	THICKETT	108.4	73	CLAYPHAN	81.1	32	THICKETT	74.3
46	73	CLAYPHAN	107.5	16	CROCKER	80.9	123	WARNER	73.9
47	16	CROCKER	107.0	32	THICKETT	80.4	117	LAPIDUS	72.9
48	123	WARNER	105.8	123	WARNER	80.0	190	COOK	72.8
49	44	SARGENT	105.6	44	SARGENT	79.0	44	SARGENT	71.9
50									
51									
52									
53									
54									
55									
56									
57									
58									
59									
60									

Weather / Track : Sunny / Dry

Spa-Francorchamps
Circuit Length = 4.3520 miles
Start: 12:10 Flag 12:40 End: 12:43

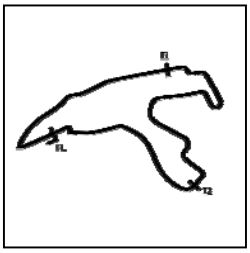

Motul Seven 270R & Avon Tyres Caterham Roadsport Championships

TESTING 2 - SECTOR ANALYSIS

SECTOR 1 = FL to I1, SECTOR 2 = I1 to I2, SECTOR 3 = I2 to FL, DIFF = Difference To Personal Best Lap, P = Crossed Finish Line in Pit Lane, D = Time Disallowed

P1 80 270R Matt SHEPPARD Caterham 270R -

IDEAL LAP TIME : 2:53.699 BEST LAP TIME : 2:54.015 DIFFERENCE : 0.316

LAP	SECTOR 1		SECTOR 2		SECTOR 3		LAP TIME		MPH	DIFF	TIME OF DAY
1 -	52.368	114.3	1:17.793	***85.1***	45.270	***78.4***	2:55.431	**(3)**	89.30	1.416	12:16:35.674
2 -	52.413	116.7	1:17.887	***85.1***	45.686	77.0	2:55.986		89.02	1.971	12:19:31.660
3 -	***51.276***	116.3	1:19.989	84.9	46.629	77.3	2:57.894		88.07	3.879	12:22:29.554
4 -	52.046	115.1	1:17.682	83.5	46.012	76.6	2:55.740		89.15	1.725	12:25:25.294
5 -	52.775	110.3	1:17.463	83.0	46.668	66.6	2:56.906		88.56	2.891	12:28:22.200
6 -	53.182	111.6	1:17.667	84.0	45.943	76.3	2:56.792		88.62	2.777	12:31:18.992
7 -	51.299	***118.9***	1:18.237	84.2	45.478	77.6	2:55.014	**(2)**	89.52	0.999	12:34:14.006
8 -	51.315	114.3	1:26.766	83.2	***45.103***	77.5	3:03.184		85.52	9.169	12:37:17.190
9 -	51.285	118.7	***1:17.320***	84.3	45.410	77.6	***2:54.015***	**(1)**	***90.03***		***12:40:11.205***

P2 36 270R Daniel HALSTEAD Caterham 270R - DPR Motorsport

IDEAL LAP TIME : BEST LAP TIME : 2:54.960 DIFFERENCE :

LAP	SECTOR 1		SECTOR 2		SECTOR 3		LAP TIME		MPH	DIFF	TIME OF DAY
1 -							2:55.922		89.05	0.962	12:15:44.954
2 -							2:55.626		89.20	0.666	12:18:40.580
3 -							2:58.488		87.77	3.528	12:21:39.068
4 -							3:00.404		86.84	5.444	12:24:39.472
5 -							2:55.826		89.10	0.866	12:27:35.298
6 -							2:55.473	**(3)**	89.28	0.513	12:30:30.771
7 -							3:00.133		86.97	5.173	12:33:30.904
8 -							***2:54.960***	**(1)**	***89.54***		***12:36:25.864***
9 -							2:55.239	**(2)**	89.40	0.279	12:39:21.103
10 -							2:58.695		87.67	3.735	12:42:19.798

P3 6 270R Justin HEAP Caterham 270R -

IDEAL LAP TIME : 2:54.976 BEST LAP TIME : 2:54.976 DIFFERENCE : 0.000

LAP	SECTOR 1		SECTOR 2		SECTOR 3		LAP TIME		MPH	DIFF	TIME OF DAY
1 -	53.106	107.7	1:18.369	84.7	45.957	76.0	2:57.432		88.30	2.456	12:15:42.389
2 -	53.374	107.5	1:18.799	84.3	45.790	76.6	2:57.963		88.03	2.987	12:18:40.352
3 -	52.208	114.9	1:18.342	83.1	46.077	76.0	2:56.627	**(3)**	88.70	1.651	12:21:36.979
4 -	52.430	111.8	1:19.497	82.8	49.536	78.3	3:01.463		86.33	6.487	12:24:38.442
5 -	52.026	112.0	1:18.959	83.2	46.921	***78.6***	2:57.906		88.06	2.930	12:27:36.348
6 -	***51.214***	***116.3***	***1:18.306***	84.4	***45.456***	77.1	***2:54.976***	**(1)**	***89.54***		***12:30:31.324***
7 -	51.956	114.5	1:19.869	***85.8***	47.358	78.0	2:59.183		87.43	4.207	12:33:30.507
8 -	51.849	113.5	1:19.882	83.4	45.558	76.7	2:57.289		88.37	2.313	12:36:27.796
9 -	51.839	113.5	1:18.437	83.7	46.101	77.3	2:56.377	**(2)**	88.82	1.401	12:39:24.173
10 -	52.069	113.3	1:19.507	84.3	IN PIT		3:08.781	**P**	82.99	13.805	12:42:32.954

P4 3 270R James MURPHY Caterham 270R - DPR Motorsport

IDEAL LAP TIME : 2:54.484 BEST LAP TIME : 2:55.080 DIFFERENCE : 0.596

LAP	SECTOR 1		SECTOR 2		SECTOR 3		LAP TIME		MPH	DIFF	TIME OF DAY
1 -	51.798	113.5	1:17.982	84.2	46.548	78.5	2:56.328	**(3)**	88.85	1.248	12:15:42.544
2 -	55.450	114.5	1:18.021	84.6	45.905	76.9	2:59.376		87.34	4.296	12:18:41.920
3 -	51.941	112.4	1:18.438	83.4	45.955	76.8	2:56.334		88.85	1.254	12:21:38.254
4 -	51.789	113.9	1:19.054	83.8	50.230	78.4	3:01.073		86.52	5.993	12:24:39.327
5 -	***51.407***	***116.5***	1:18.073	82.1	46.176	77.2	2:55.656	**(2)**	89.19	0.576	12:27:34.983
6 -	52.522	110.5	1:19.397	83.1	46.230	77.7	2:58.149		87.94	3.069	12:30:33.132
7 -	51.794	115.9	1:18.543	***85.7***	46.215	***78.9***	2:56.552		88.74	1.472	12:33:29.684
8 -	52.059	111.1	1:18.754	84.0	45.921	78.0	2:56.734		88.65	1.654	12:36:26.418
9 -	51.478	112.2	***1:17.603***	83.6	45.999	78.8	***2:55.080***	**(1)**	***89.48***		***12:39:21.498***
10 -	52.413	108.9	1:18.488	83.8	48.841	75.4	2:59.742		87.16	4.662	12:42:21.240

Weather / Track : Sunny / Dry

Spa-Francorchamps
Circuit Length = 4.3520 miles
Start: 12:10 Flag 12:40 End: 12:43

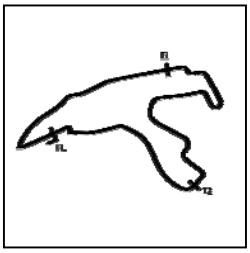

Motul Seven 270R & Avon Tyres Caterham Roadsport Championships

TESTING 2 - SECTOR ANALYSIS

SECTOR 1 = FL to I1, SECTOR 2 = I1 to I2, SECTOR 3 = I2 to FL, DIFF = Difference To Personal Best Lap, P = Crossed Finish Line in Pit Lane, D = Time Disallowed

P5 77 270R Daniel FRENCH Caterham 270R -

IDEAL LAP TIME : 2:54.574 BEST LAP TIME : 2:55.105 DIFFERENCE : 0.531

LAP	SECTOR 1		SECTOR 2		SECTOR 3		LAP TIME		MPH	DIFF	TIME OF DAY
1 -	52.461	112.7	1:17.403	83.0	46.053	76.7	2:55.917		89.06	0.812	12:16:42.170
2 -	52.402	112.2	1:17.555	***86.1***	46.883	77.7	2:56.840		88.59	1.735	12:19:39.010
3 -	52.136	113.1	1:18.538	85.5	45.878	78.6	2:56.552		88.74	1.447	12:22:35.562
4 -	52.283	114.5	1:17.525	83.2	45.906	78.2	2:55.714		89.16	0.609	12:25:31.276
5 -	***51.721***	114.9	1:17.979	82.3	46.286	77.6	2:55.986		89.02	0.881	12:28:27.262
6 -	52.239	112.2	1:17.660	84.0	45.965	77.0	2:55.864		89.08	0.759	12:31:23.126
7 -	52.159	112.2	1:17.680	84.5	***45.802***	***78.8***	2:55.641	**(3)**	89.20	0.536	12:34:18.767
8 -	51.739	***115.1***	1:17.558	85.8	45.808	78.3	***2:55.105***	**(1)**	***89.47***		***12:37:13.872***
9 -	52.362	112.5	***1:17.051***	85.9	46.087	77.8	2:55.500	**(2)**	89.27	0.395	12:40:09.372

P6 5 270R Gregory MONKS Caterham 270R -

IDEAL LAP TIME : 2:55.264 BEST LAP TIME : 2:55.264 DIFFERENCE : 0.000

LAP	SECTOR 1		SECTOR 2		SECTOR 3		LAP TIME		MPH	DIFF	TIME OF DAY
1 -	52.523	112.2	1:18.993	81.3	46.631	76.6	2:58.147		87.94	2.883	12:15:58.698
2 -	52.673	111.8	1:17.766	81.8	46.385	77.6	2:56.824		88.60	1.560	12:18:55.522
3 -	52.337	112.0	1:17.658	82.4	45.871	77.5	2:55.866	**(2)**	89.08	0.602	12:21:51.388
4 -	***52.158***	112.0	***1:17.289***	81.8	***45.817***	***78.3***	***2:55.264***	**(1)**	***89.39***		***12:24:46.652***
5 -	52.430	112.0	1:17.812	81.2	46.822	77.5	2:57.064		88.48	1.800	12:27:43.716
6 -	52.330	111.8	1:17.601	80.8	46.436	77.3	2:56.367		88.83	1.103	12:30:40.083
7 -	52.188	112.0	1:17.731	82.5	46.112	***78.3***	2:56.031	**(3)**	89.00	0.767	12:33:36.114
8 -	52.160	***113.9***	1:18.730	***84.0***	46.306	77.4	2:57.196		88.41	1.932	12:36:33.310
9 -	53.461	111.2	1:17.480	82.5	46.193	77.7	2:57.134		88.44	1.870	12:39:30.444
10 -	52.311	112.0	1:17.448	83.1	46.895	76.8	2:56.654		88.69	1.390	12:42:27.098

P7 79 270R Lewis THOMPSON Caterham 270R - DW Motorsport

IDEAL LAP TIME : 2:54.598 BEST LAP TIME : 2:55.882 DIFFERENCE : 1.284

LAP	SECTOR 1		SECTOR 2		SECTOR 3		LAP TIME		MPH	DIFF	TIME OF DAY
1 -	53.478	111.6	1:18.572	83.4	IN PIT		3:10.380	**P**	82.29	14.498	12:16:14.253
2 -	OUTLAP	112.2	1:18.987	83.7	46.379	76.4	4:11.728		62.23	1:15.846	12:20:25.981
3 -	52.734	111.4	1:19.540	82.7	46.489	76.3	2:58.763		87.64	2.881	12:23:24.744
4 -	52.818	111.1	1:17.616	83.6	46.166	77.1	2:56.600		88.71	0.718	12:26:21.344
5 -	52.325	111.4	***1:17.372***	82.6	46.670	73.9	2:56.367	**(3)**	88.83	0.485	12:29:17.711
6 -	52.607	112.0	1:17.528	84.4	46.337	76.4	2:56.472		88.78	0.590	12:32:14.183
7 -	***51.598***	***116.7***	1:19.168	82.4	46.692	***78.0***	2:57.458		88.28	1.576	12:35:11.641
8 -	52.214	112.0	1:17.942	84.3	45.726	77.8	***2:55.882***	**(1)**	***89.07***		***12:38:07.523***
9 -	52.187	111.2	1:18.075	83.9	***45.628***	77.5	2:55.890	**(2)**	89.07	0.008	12:41:03.413

P8 12 270R Toby CLOWES Caterham 270R -

IDEAL LAP TIME : 2:55.268 BEST LAP TIME : 2:55.942 DIFFERENCE : 0.674

LAP	SECTOR 1		SECTOR 2		SECTOR 3		LAP TIME		MPH	DIFF	TIME OF DAY
1 -	52.787	111.4	1:20.072	***84.8***	46.302	77.6	2:59.161		87.44	3.219	12:16:13.360
2 -	52.173	113.5	1:18.758	83.7	46.227	78.1	2:57.158		88.43	1.216	12:19:10.518
3 -	52.522	111.8	1:18.474	80.8	45.948	78.0	2:56.944		88.54	1.002	12:22:07.462
4 -	***51.755***	***113.9***	1:18.080	84.7	46.146	77.2	2:55.981	**(2)**	89.02	0.039	12:25:03.443
5 -	52.511	111.6	1:18.107	82.9	46.309	75.6	2:56.927		88.55	0.985	12:28:00.370
6 -	52.687	112.2	1:18.507	78.1	46.658	76.6	2:57.852		88.09	1.910	12:30:58.222
7 -	52.440	111.8	1:19.428	83.1	46.274	77.5	2:58.142		87.94	2.200	12:33:56.364
8 -	52.657	111.8	1:18.587	83.1	46.338	77.5	2:57.582		88.22	1.640	12:36:53.946
9 -	52.429	111.8	***1:17.859***	84.0	***45.654***	***78.6***	***2:55.942***	**(1)**	***89.04***		***12:39:49.888***
10 -	52.187	111.8	1:18.136	83.4	46.240	78.0	2:56.563	**(3)**	88.73	0.621	12:42:46.451

Weather / Track : Sunny / Dry

Spa-Francorchamps
Circuit Length = 4.3520 miles
Start: 12:10 Flag 12:40 End: 12:43

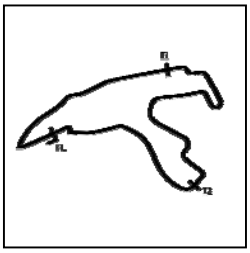

Motul Seven 270R & Avon Tyres Caterham Roadsport Championships

TESTING 2 - SECTOR ANALYSIS

SECTOR 1 = FL to I1, SECTOR 2 = I1 to I2, SECTOR 3 = I2 to FL, DIFF = Difference To Personal Best Lap, P = Crossed Finish Line in Pit Lane, D = Time Disallowed

P9 11 270R Chris MOORE

Caterham 270R - DPR Motorsport

IDEAL LAP TIME : 2:54.675 BEST LAP TIME : 2:56.013 DIFFERENCE : 1.338

LAP	SECTOR 1		SECTOR 2		SECTOR 3		LAP TIME		MPH	DIFF	TIME OF DAY
1 -	52.590	113.5	***1:17.507***	84.5	46.481	77.4	2:56.578		88.72	0.565	12:15:43.413
2 -	52.166	110.9	1:17.983	84.0	46.150	76.9	2:56.299	**(2)**	88.86	0.286	12:18:39.712
3 -	52.388	111.8	1:17.644	83.4	50.159	73.6	3:00.191		86.94	4.178	12:21:39.903
4 -	***51.526***	108.2	1:18.358	***85.4***	46.129	77.5	***2:56.013***	**(1)**	***89.01***		***12:24:35.916***
5 -	52.464	111.6	1:17.953	83.2	46.441	75.3	2:56.858		88.58	0.845	12:27:32.774
6 -	52.380	111.6	1:18.285	81.5	46.269	76.4	2:56.934		88.54	0.921	12:30:29.708
7 -	52.230	111.6	1:18.067	75.5	47.049	***78.0***	2:57.346		88.34	1.333	12:33:27.054
8 -	51.949	***113.9***	1:18.444	83.3	46.056	76.9	2:56.449	**(3)**	88.79	0.436	12:36:23.503
9 -	52.355	111.6	1:18.249	82.6	46.150	77.8	2:56.754		88.64	0.741	12:39:20.257
10 -	53.853	103.5	1:18.710	85.0	***45.642***	77.0	2:58.205		87.91	2.192	12:42:18.462

P10 88 270R James MCCALL

Caterham 270R -

IDEAL LAP TIME : 2:55.711 BEST LAP TIME : 2:56.285 DIFFERENCE : 0.574

LAP	SECTOR 1		SECTOR 2		SECTOR 3		LAP TIME		MPH	DIFF	TIME OF DAY
1 -	52.994	114.5	1:20.600	83.4	46.246	76.9	2:59.840		87.11	3.555	12:16:53.827
2 -	52.643	113.5	1:18.626	84.9	46.105	77.4	2:57.374		88.33	1.089	12:19:51.201
3 -	52.357	113.5	1:18.716	83.7	46.277	75.3	2:57.350	**(3)**	88.34	1.065	12:22:48.551
4 -	52.989	111.8	1:18.753	84.2	46.361	76.1	2:58.103		87.96	1.818	12:25:46.654
5 -	52.195	***115.5***	1:21.851	83.1	46.161	***77.5***	3:00.207		86.94	3.922	12:28:46.861
6 -	52.606	112.0	***1:17.819***	***85.0***	***45.860***	75.5	***2:56.285***	**(1)**	***88.87***		***12:31:43.146***
7 -	52.556	***115.5***	1:18.434	84.2	46.310	76.1	2:57.300	**(2)**	88.36	1.015	12:34:40.446
8 -	***52.032***	114.7	1:19.117	84.0	46.464	75.7	2:57.613		88.21	1.328	12:37:38.059
9 -	52.562	112.0	1:18.516	83.9	46.370	76.2	2:57.448		88.29	1.163	12:40:35.507

P11 19 270R Graham MACDONALD

Caterham 270R -

IDEAL LAP TIME : 2:55.949 BEST LAP TIME : 2:56.345 DIFFERENCE : 0.396

LAP	SECTOR 1		SECTOR 2		SECTOR 3		LAP TIME		MPH	DIFF	TIME OF DAY
1 -	***52.192***	113.3	1:19.391	82.2	46.388	76.5	2:57.971		88.03	1.626	12:16:44.826
2 -	52.609	112.2	1:19.016	84.8	46.326	76.5	2:57.951		88.04	1.606	12:19:42.777
3 -	52.285	112.7	1:19.021	82.3	45.721	77.4	2:57.027	**(3)**	88.50	0.682	12:22:39.804
4 -	53.386	112.4	1:20.392	82.7	***45.654***	***78.4***	2:59.432		87.31	3.087	12:25:39.236
5 -	52.309	112.2	***1:18.103***	84.8	45.933	77.8	***2:56.345***	**(1)**	***88.84***		***12:28:35.581***
6 -	52.202	***115.7***	1:20.014	***85.9***	46.112	76.3	2:58.328		87.85	1.983	12:31:33.909
7 -	52.969	112.2	1:19.319	83.4	46.406	76.3	2:58.694		87.67	2.349	12:34:32.603
8 -	52.608	112.5	1:19.028	85.4	46.380	77.0	2:58.016		88.01	1.671	12:37:30.619
9 -	52.513	112.0	1:18.138	83.0	45.921	76.1	2:56.572	**(2)**	88.73	0.227	12:40:27.191

P12 17 270R Tom ALLEN

Caterham 270R -

IDEAL LAP TIME : 2:55.733 BEST LAP TIME : 2:56.500 DIFFERENCE : 0.767

LAP	SECTOR 1		SECTOR 2		SECTOR 3		LAP TIME		MPH	DIFF	TIME OF DAY
1 -	***51.816***	***118.9***	1:17.964	84.0	IN PIT		3:03.360	**P**	85.44	6.860	12:16:38.220
2 -	OUTLAP	112.0	1:19.022	***85.1***	1:23.732	***77.2***	4:40.802		55.79	1:44.302	12:21:19.022
3 -	53.123	108.4	1:18.653	82.9	46.438	76.0	2:58.214		87.91	1.714	12:24:17.236
4 -	52.583	112.0	***1:17.908***	83.7	***46.009***	***77.2***	***2:56.500***	**(1)**	***88.76***		***12:27:13.736***
5 -	52.086	113.3	1:19.411	83.9	46.192	76.0	2:57.689		88.17	1.189	12:30:11.425
6 -	52.738	111.2	1:18.105	83.8	46.333	74.6	2:57.176	**(3)**	88.42	0.676	12:33:08.601
7 -	52.552	111.6	1:18.331	83.6	46.299	76.1	2:57.182		88.42	0.682	12:36:05.783
8 -	52.422	111.1	1:18.337	83.3	46.193	77.1	2:56.952	**(2)**	88.54	0.452	12:39:02.735
9 -	52.444	110.1	1:18.888	84.2	46.355	76.8	2:57.687		88.17	1.187	12:42:00.422

Weather / Track : Sunny / Dry

Spa-Francorchamps
Circuit Length = 4.3520 miles
Start: 12:10 Flag 12:40 End: 12:43

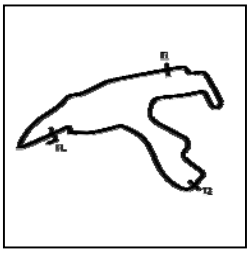

Motul Seven 270R & Avon Tyres Caterham Roadsport Championships

TESTING 2 - SECTOR ANALYSIS

SECTOR 1 = FL to I1, SECTOR 2 = I1 to I2, SECTOR 3 = I2 to FL, DIFF = Difference To Personal Best Lap, P = Crossed Finish Line in Pit Lane, D = Time Disallowed

P13 74 270R Oli PRATT

Caterham 270R - Geotechnical Experts Ltd

IDEAL LAP TIME : 2:55.995 BEST LAP TIME : 2:56.674 DIFFERENCE : 0.679

LAP	SECTOR 1		SECTOR 2		SECTOR 3		LAP TIME		MPH	DIFF	TIME OF DAY
1 -	52.876	111.6	1:18.359	82.7	46.192	76.3	2:57.427		88.30	0.753	12:16:27.008
2 -	52.670	112.2	1:18.984	83.5	45.872	76.6	2:57.526		88.25	0.852	12:19:24.534
3 -	51.909	114.5	1:20.709	***83.7***	46.355	76.4	2:58.973		87.54	2.299	12:22:23.507
4 -	52.576	111.2	***1:18.242***	***83.7***	***45.856***	76.6	***2:56.674***	**(1)**	***88.68***		***12:25:20.181***
5 -	51.908	115.5	1:18.697	***83.7***	46.749	***77.4***	2:57.354	**(3)**	88.34	0.680	12:28:17.535
6 -	***51.897***	111.6	1:19.051	82.2	46.111	74.3	2:57.059	**(2)**	88.48	0.385	12:31:14.594
7 -	53.233	***116.3***	1:19.558	***83.7***	46.153	76.7	2:58.944		87.55	2.270	12:34:13.538
8 -	51.949	111.1	1:20.260	83.5	46.360	76.8	2:58.569		87.73	1.895	12:37:12.107
9 -	52.302	111.2	1:18.698	83.1	46.913	76.6	2:57.913		88.06	1.239	12:40:10.020

P14 57 270R Nilesh PARMAR

Caterham 270R - DPR Motorsport

IDEAL LAP TIME : BEST LAP TIME : 2:56.697 DIFFERENCE :

LAP	SECTOR 1		SECTOR 2		SECTOR 3		LAP TIME		MPH	DIFF	TIME OF DAY
1 -							2:57.214	**(3)**	88.41	0.517	12:16:10.984
2 -							2:56.839	**(2)**	88.59	0.142	12:19:07.823
3 -							2:57.940		88.04	1.243	12:22:05.763
4 -							2:58.211		87.91	1.514	12:25:03.974
5 -							2:58.069		87.98	1.372	12:28:02.043
6 -							***2:56.697***	**(1)**	***88.66***		***12:30:58.740***
7 -							2:58.287		87.87	1.590	12:33:57.027
8 -							2:58.585		87.73	1.888	12:36:55.612
9 -							2:57.540		88.24	0.843	12:39:53.152
10 -							3:01.059		86.53	4.362	12:42:54.211

P15 25 270R Neil FRASER

Caterham 270R -

IDEAL LAP TIME : 2:55.758 BEST LAP TIME : 2:56.753 DIFFERENCE : 0.995

LAP	SECTOR 1		SECTOR 2		SECTOR 3		LAP TIME		MPH	DIFF	TIME OF DAY
1 -	53.013	114.1	1:19.008	84.7	46.511	76.2	2:58.532		87.75	1.779	12:16:31.869
2 -	52.533	112.2	1:19.356	84.5	46.171	76.5	2:58.060		87.99	1.307	12:19:29.929
3 -	51.949	***118.3***	1:20.672	84.6	46.428	76.1	2:59.049		87.50	2.296	12:22:28.978
4 -	52.497	113.9	1:19.449	***84.8***	IN PIT		3:13.450	**P**	80.98	16.697	12:25:42.428
5 -	OUTLAP	113.3	1:21.465	79.9	50.545	76.8	3:45.900		69.35	49.147	12:29:28.328
6 -	***51.585***	118.1	1:19.285	83.4	46.408	74.8	2:57.278	**(3)**	88.37	0.525	12:32:25.606
7 -	52.554	112.2	1:18.700	83.5	***45.933***	75.4	2:57.187	**(2)**	88.42	0.434	12:35:22.793
8 -	52.718	112.0	1:18.580	83.0	46.287	74.8	2:57.585		88.22	0.832	12:38:20.378
9 -	52.195	112.2	***1:18.240***	83.7	46.318	***78.2***	***2:56.753***	**(1)**	***88.64***		***12:41:17.131***

P16 68 270R Simon GOODWIN

Caterham 270R -

IDEAL LAP TIME : 2:56.190 BEST LAP TIME : 2:56.934 DIFFERENCE : 0.744

LAP	SECTOR 1		SECTOR 2		SECTOR 3		LAP TIME		MPH	DIFF	TIME OF DAY
1 -	53.356	115.3	1:19.661	83.0	47.212	75.0	3:00.229		86.93	3.295	12:16:21.996
2 -	52.912	115.3	1:19.509	84.2	46.442	75.9	2:58.863		87.59	1.929	12:19:20.859
3 -	52.731	115.1	1:19.997	83.3	46.545	75.0	2:59.273		87.39	2.339	12:22:20.132
4 -	52.906	113.7	1:19.297	83.8	46.619	76.9	2:58.822		87.61	1.888	12:25:18.954
5 -	***51.829***	***116.3***	1:19.609	83.7	46.596	74.5	2:58.034	**(3)**	88.00	1.100	12:28:16.988
6 -	52.287	116.1	1:18.469	82.6	***46.212***	76.7	2:56.968	**(2)**	88.53	0.034	12:31:13.956
7 -	53.095	111.6	1:19.079	84.2	46.923	77.0	2:59.097		87.48	2.163	12:34:13.053
8 -	52.045	113.7	1:21.692	83.4	46.894	75.5	3:00.631		86.73	3.697	12:37:13.684
9 -	52.547	114.1	***1:18.149***	***84.3***	46.238	***77.9***	***2:56.934***	**(1)**	***88.54***		***12:40:10.618***

Weather / Track : Sunny / Dry

Spa-Francorchamps
Circuit Length = 4.3520 miles
Start: 12:10 Flag 12:40 End: 12:43

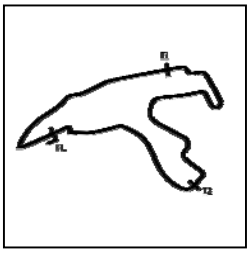

Motul Seven 270R & Avon Tyres Caterham Roadsport Championships

TESTING 2 - SECTOR ANALYSIS

SECTOR 1 = FL to I1, SECTOR 2 = I1 to I2, SECTOR 3 = I2 to FL, DIFF = Difference To Personal Best Lap, P = Crossed Finish Line in Pit Lane, D = Time Disallowed

P17 95 270R Al MELTON

Caterham 270R -

IDEAL LAP TIME : 2:56.252 BEST LAP TIME : 2:57.272 DIFFERENCE : 1.020

LAP	SECTOR 1		SECTOR 2		SECTOR 3		LAP TIME		MPH	DIFF	TIME OF DAY
1 -	55.173	103.2	1:21.492	83.0	47.066	74.1	3:03.731		85.27	6.459	12:19:50.289
2 -	53.266	110.5	1:19.918	83.7	46.533	74.2	2:59.717		87.17	2.445	12:22:50.006
3 -	52.904	112.0	***1:18.228***	***84.2***	***46.140***	***76.0***	***2:57.272***	**(1)**	***88.38***		***12:25:47.278***
4 -	***51.884***	***116.3***	1:22.349	79.5	46.767	75.4	3:01.000		86.56	3.728	12:28:48.278
5 -	52.719	113.3	1:18.497	83.9	47.293	72.3	2:58.509	**(2)**	87.76	1.237	12:31:46.787
6 -	53.114	112.5	1:20.618	84.0	46.611	74.1	3:00.343		86.87	3.071	12:34:47.130
7 -	53.001	113.5	1:19.560	83.4	46.776	74.5	2:59.337		87.36	2.065	12:37:46.467
8 -	53.386	110.9	1:18.595	83.9	46.793	73.8	2:58.774	**(3)**	87.63	1.502	12:40:45.241

P18 76 270R Richard CLEGG

Caterham 270R -

IDEAL LAP TIME : 2:56.618 BEST LAP TIME : 2:57.290 DIFFERENCE : 0.672

LAP	SECTOR 1		SECTOR 2		SECTOR 3		LAP TIME		MPH	DIFF	TIME OF DAY
1 -	55.023	111.2	1:19.500	82.9	46.899	77.1	3:01.422		86.35	4.132	12:17:26.857
2 -	53.429	111.8	1:22.238	80.7	47.100	77.3	3:02.767		85.72	5.477	12:20:29.624
3 -	53.075	112.0	1:19.668	83.7	46.278	76.4	2:59.021		87.51	1.731	12:23:28.645
4 -	53.047	111.4	1:18.944	83.0	46.893	77.0	2:58.884		87.58	1.594	12:26:27.529
5 -	52.949	112.2	1:19.485	83.5	46.932	75.4	2:59.366		87.34	2.076	12:29:26.895
6 -	52.861	111.8	1:19.859	***85.0***	46.499	77.4	2:59.219		87.42	1.929	12:32:26.114
7 -	52.380	111.6	1:18.908	83.5	***46.002***	77.5	***2:57.290***	**(1)**	***88.37***		***12:35:23.404***
8 -	52.824	112.2	***1:18.689***	83.0	46.308	76.6	2:57.821	**(2)**	88.10	0.531	12:38:21.225
9 -	***51.927***	***114.3***	1:19.207	81.0	46.691	***77.7***	2:57.825	**(3)**	88.10	0.535	12:41:19.050

P19 86 270R James DE LUSIGNAN

Caterham 270R -

IDEAL LAP TIME : 2:56.064 BEST LAP TIME : 2:57.372 DIFFERENCE : 1.308

LAP	SECTOR 1		SECTOR 2		SECTOR 3		LAP TIME		MPH	DIFF	TIME OF DAY
1 -	53.089	114.1	1:18.928	82.9	46.171	77.7	2:58.188		87.92	0.816	12:16:24.965
2 -	***51.891***	116.9	1:19.051	83.7	46.430	77.9	***2:57.372***	**(1)**	***88.33***		***12:19:22.337***
3 -	51.921	***117.5***	1:19.628	***84.3***	46.360	***78.0***	2:57.909		88.06	0.537	12:22:20.246
4 -	52.927	111.8	1:18.791	82.9	46.219	77.6	2:57.937		88.05	0.565	12:25:18.183
5 -	52.111	107.3	1:19.294	83.5	46.369	76.6	2:57.774	**(2)**	88.13	0.402	12:28:15.957
6 -	52.415	112.9	1:20.666	83.8	***45.627***	77.3	2:58.708		87.67	1.336	12:31:14.665
7 -	52.757	112.9	***1:18.546***	82.8	46.529	76.8	2:57.832	**(3)**	88.10	0.460	12:34:12.497
8 -	52.805	112.4	1:19.482	82.7	46.780	76.6	2:59.067		87.49	1.695	12:37:11.564
9 -	52.829	111.1	1:19.389	84.2	46.408	77.0	2:58.626		87.71	1.254	12:40:10.190

P20 42 270R Ian FORTESCUE

Caterham 270R -

IDEAL LAP TIME : 2:57.407 BEST LAP TIME : 2:57.606 DIFFERENCE : 0.199

LAP	SECTOR 1		SECTOR 2		SECTOR 3		LAP TIME		MPH	DIFF	TIME OF DAY
1 -	53.762	112.9	1:19.965	82.9	47.399	76.1	3:01.126		86.50	3.520	12:16:14.207
2 -	53.390	112.5	1:21.576	83.3	46.666	75.9	3:01.632		86.25	4.026	12:19:15.839
3 -	53.260	111.8	1:20.012	82.3	47.102	74.6	3:00.374		86.86	2.768	12:22:16.213
4 -	53.536	111.4	1:20.246	82.8	46.814	72.7	3:00.596		86.75	2.990	12:25:16.809
5 -	53.226	112.5	1:19.220	82.8	48.117	73.0	3:00.563		86.77	2.957	12:28:17.372
6 -	53.122	***115.7***	1:19.652	***84.0***	47.396	75.4	3:00.170	**(3)**	86.95	2.564	12:31:17.542
7 -	52.488	115.1	1:20.541	83.2	47.344	***76.7***	3:00.373		86.86	2.767	12:34:17.915
8 -	52.483	113.3	1:19.407	83.2	***46.307***	76.0	2:58.197	**(2)**	87.92	0.591	12:37:16.112
9 -	***52.056***	113.7	***1:19.044***	83.9	46.506	75.4	***2:57.606***	**(1)**	***88.21***		***12:40:13.718***

Weather / Track : Sunny / Dry

Spa-Francorchamps
Circuit Length = 4.3520 miles
Start: 12:10 Flag 12:40 End: 12:43

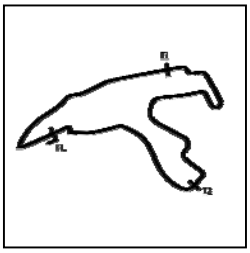

Motul Seven 270R & Avon Tyres Caterham Roadsport Championships

TESTING 2 - SECTOR ANALYSIS

SECTOR 1 = FL to I1, SECTOR 2 = I1 to I2, SECTOR 3 = I2 to FL, DIFF = Difference To Personal Best Lap, P = Crossed Finish Line in Pit Lane, D = Time Disallowed

P21 10 270R James GILMOUR — Caterham 270R -

IDEAL LAP TIME : 2:57.319 BEST LAP TIME : 2:57.623 DIFFERENCE : 0.304

LAP	SECTOR 1		SECTOR 2		SECTOR 3		LAP TIME	MPH	DIFF	TIME OF DAY
1 -	53.294	111.1	***1:18.407***	***84.3***	***46.518***	***76.3***	2:58.219 **(3)**	87.91	0.596	12:15:46.502
2 -	53.432	108.4	1:19.472	83.1	46.756	74.2	2:59.660	87.20	2.037	12:18:46.162
3 -	53.303	110.7	1:20.360	82.4	48.254	75.5	3:01.917	86.12	4.294	12:21:48.079
4 -	52.713	***112.2***	1:18.638	83.0	46.620	74.8	2:57.971 **(2)**	88.03	0.348	12:24:46.050
5 -	53.261	102.6	1:19.197	83.0	47.301	76.2	2:59.759	87.15	2.136	12:27:45.809
6 -	***52.394***	112.0	1:18.532	82.8	46.697	74.5	***2:57.623*** **(1)**	***88.20***		***12:30:43.432***
7 -	53.711	111.1	1:19.149	83.0	48.790	76.1	3:01.650	86.25	4.027	12:33:45.082
8 -	53.589	109.8	1:19.144	82.0	47.374	74.9	3:00.107	86.98	2.484	12:36:45.189
9 -	52.865	112.0	1:20.525	82.7	46.666	75.6	3:00.056	87.01	2.433	12:39:45.245
10 -	53.078	110.3	1:19.580	83.4	46.800	75.4	2:59.458	87.30	1.835	12:42:44.703

P22 21 270R Jonny JARRATT — Caterham 270R -

IDEAL LAP TIME : 2:57.342 BEST LAP TIME : 2:57.739 DIFFERENCE : 0.397

LAP	SECTOR 1		SECTOR 2		SECTOR 3		LAP TIME	MPH	DIFF	TIME OF DAY
1 -	53.608	113.9	1:18.817	83.2	47.795	77.7	3:00.220	86.93	2.481	12:17:00.307
2 -	53.517	111.2	1:21.268	83.0	47.035	76.6	3:01.820	86.17	4.081	12:20:02.127
3 -	53.501	112.0	1:20.829	83.5	46.876	77.0	3:01.206	86.46	3.467	12:23:03.333
4 -	53.345	112.0	1:20.575	83.8	46.607	***77.9***	3:00.527	86.78	2.788	12:26:03.860
5 -	52.612	113.5	1:20.119	83.5	46.649	77.2	2:59.380 **(3)**	87.34	1.641	12:29:03.240
6 -	52.529	113.5	***1:18.724***	***85.1***	46.486	76.9	***2:57.739*** **(1)**	***88.14***		***12:32:00.979***
7 -	***52.178***	***118.1***	1:21.245	83.2	***46.440***	76.5	2:59.863	87.10	2.124	12:35:00.842
8 -	52.615	114.3	1:20.299	85.0	47.419	76.4	3:00.333	86.88	2.594	12:38:01.175
9 -	52.360	112.4	1:19.822	83.3	46.833	75.9	2:59.015 **(2)**	87.52	1.276	12:41:00.190

P23 33 270R Matthew CREAK — Caterham 270R - Team CRC Transport Limited

IDEAL LAP TIME : 2:55.902 BEST LAP TIME : 2:57.749 DIFFERENCE : 1.847

LAP	SECTOR 1		SECTOR 2		SECTOR 3		LAP TIME	MPH	DIFF	TIME OF DAY
1 -	52.242	112.7	1:19.959	84.4	46.701	76.6	2:58.902	87.57	1.153	12:16:22.298
2 -	52.463	115.5	1:20.140	83.8	46.408	76.4	2:59.011	87.52	1.262	12:19:21.309
3 -	52.225	115.3	1:21.124	83.9	46.801	76.1	3:00.150	86.96	2.401	12:22:21.459
4 -	51.502	116.9	1:19.785	***85.4***	46.499	77.0	2:57.786 **(2)**	88.12	0.037	12:25:19.245
5 -	51.503	116.9	1:21.249	82.1	46.765	75.8	2:59.517	87.27	1.768	12:28:18.762
6 -	52.401	117.9	***1:19.361***	84.8	46.807	75.0	2:58.569	87.73	0.820	12:31:17.331
7 -	***51.171***	***121.1***	1:19.826	83.5	46.752	76.3	***2:57.749*** **(1)**	***88.14***		***12:34:15.080***
8 -	52.214	112.2	1:20.056	85.1	46.289	75.3	2:58.559	87.74	0.810	12:37:13.639
9 -	52.908	110.1	1:19.742	84.5	***45.370***	***77.4***	2:58.020 **(3)**	88.00	0.271	12:40:11.659

P24 2 Roadspc Andy LEES — Caterham Roadsport -

IDEAL LAP TIME : 2:58.144 BEST LAP TIME : 2:58.144 DIFFERENCE : 0.000

LAP	SECTOR 1		SECTOR 2		SECTOR 3		LAP TIME	MPH	DIFF	TIME OF DAY
1 -	54.732	110.3	1:20.353	83.1	46.834	74.7	3:01.919	86.12	3.775	12:16:01.869
2 -	53.750	112.5	1:21.122	80.3	47.592	75.3	3:02.464	85.86	4.320	12:19:04.333
3 -	53.632	109.4	1:19.967	82.2	48.293	75.2	3:01.892	86.13	3.748	12:22:06.225
4 -	53.380	113.1	1:19.170	81.8	47.551	74.8	3:00.101 **(2)**	86.99	1.957	12:25:06.326
5 -	54.617	110.5	1:21.119	81.3	50.501	53.5	3:06.237	84.12	8.093	12:28:12.563
6 -	55.990	105.1	1:19.611	83.1	47.137	76.2	3:02.738	85.73	4.594	12:31:15.301
7 -	53.018	***114.9***	1:21.808	83.5	47.158	***76.6***	3:01.984	86.09	3.840	12:34:17.285
8 -	53.354	114.3	1:20.089	82.4	47.082	76.5	3:00.525 **(3)**	86.78	2.381	12:37:17.810
9 -	***52.630***	110.7	***1:19.046***	***83.6***	***46.468***	76.2	***2:58.144*** **(1)**	***87.94***		***12:40:15.954***

Weather / Track : Sunny / Dry

Spa-Francorchamps
Circuit Length = 4.3520 miles
Start: 12:10 Flag 12:40 End: 12:43

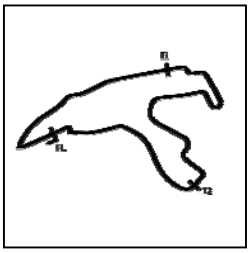

Motul Seven 270R & Avon Tyres Caterham Roadsport Championships

TESTING 2 - SECTOR ANALYSIS

SECTOR 1 = FL to I1, SECTOR 2 = I1 to I2, SECTOR 3 = I2 to FL, DIFF = Difference To Personal Best Lap, P = Crossed Finish Line in Pit Lane, D = Time Disallowed

P25 8 270R John ISHERWOOD Caterham 270R -

IDEAL LAP TIME : 2:57.558 BEST LAP TIME : 2:58.183 DIFFERENCE : 0.625

LAP	SECTOR 1		SECTOR 2		SECTOR 3		LAP TIME	MPH	DIFF	TIME OF DAY
1 -	54.523	112.2	1:20.003	83.8	46.697	77.8	3:01.223	86.45	3.040	12:16:35.267
2 -	53.611	115.5	1:20.706	85.2	46.294	77.4	3:00.611	86.74	2.428	12:19:35.878
3 -	52.663	111.8	1:19.278	***85.8***	46.980	75.1	2:58.921 **(3)**	87.56	0.738	12:22:34.799
4 -	54.054	113.9	1:19.562	85.5	46.228	77.2	2:59.844	87.11	1.661	12:25:34.643
5 -	52.897	112.7	1:19.267	83.7	47.234	76.2	2:59.398	87.33	1.215	12:28:34.041
6 -	53.167	110.5	1:20.976	85.5	46.504	76.5	3:00.647	86.72	2.464	12:31:34.688
7 -	52.824	112.2	1:19.278	84.3	***46.081***	***78.1***	***2:58.183*** **(1)**	***87.92***		***12:34:32.871***
8 -	52.497	***117.3***	1:19.277	85.7	47.715	76.6	2:59.489	87.28	1.306	12:37:32.360
9 -	***52.314***	112.0	***1:19.163***	85.3	46.837	76.5	2:58.314 **(2)**	87.86	0.131	12:40:30.674

P26 119 Roadspc Stuart BELL Caterham Roadsport -

IDEAL LAP TIME : BEST LAP TIME : 2:58.447 DIFFERENCE :

LAP	SECTOR 1		SECTOR 2		SECTOR 3		LAP TIME	MPH	DIFF	TIME OF DAY
1 -							3:00.065	87.01	1.618	12:15:46.289
2 -							3:00.214	86.93	1.767	12:18:46.503
3 -							2:59.792 **(3)**	87.14	1.345	12:21:46.295
4 -							2:59.872	87.10	1.425	12:24:46.167
5 -							2:59.013 **(2)**	87.52	0.566	12:27:45.180
6 -							***2:58.447*** **(1)**	***87.79***		***12:30:43.627***
7 -							3:00.430	86.83	1.983	12:33:44.057

P27 164 Roadspc Giuseppe FELET Caterham Roadsport -

IDEAL LAP TIME : 2:57.747 BEST LAP TIME : 2:58.473 DIFFERENCE : 0.726

LAP	SECTOR 1		SECTOR 2		SECTOR 3		LAP TIME	MPH	DIFF	TIME OF DAY
1 -	54.928	108.0	1:19.223	82.7	49.873	73.3	3:04.024	85.13	5.551	12:16:15.579
2 -	53.151	107.3	1:20.824	82.1	46.788	74.6	3:00.763	86.67	2.290	12:19:16.342
3 -	53.009	105.6	1:20.061	82.1	47.294	69.9	3:00.364	86.86	1.891	12:22:16.706
4 -	54.450	107.5	1:19.119	83.3	47.190	73.4	3:00.759	86.67	2.286	12:25:17.465
5 -	52.653	113.3	1:20.022	82.9	47.374	74.5	3:00.049 **(3)**	87.01	1.576	12:28:17.514
6 -	54.021	***115.9***	1:19.487	82.7	47.034	74.0	3:00.542	86.78	2.069	12:31:18.056
7 -	***52.386***	115.5	1:21.850	83.0	47.283	75.1	3:01.519	86.31	3.046	12:34:19.575
8 -	53.120	111.2	***1:18.714***	82.7	46.863	75.1	2:58.697 **(2)**	87.67	0.224	12:37:18.272
9 -	52.889	111.6	1:18.937	***83.6***	***46.647***	***75.5***	***2:58.473*** **(1)**	***87.78***		***12:40:16.745***

P28 9 270R Jimmy BEVAN Caterham 270R -

IDEAL LAP TIME : 2:56.970 BEST LAP TIME : 2:58.545 DIFFERENCE : 1.575

LAP	SECTOR 1		SECTOR 2		SECTOR 3		LAP TIME	MPH	DIFF	TIME OF DAY
1 -	52.479	116.1	1:21.590	80.9	48.974	***76.6***	3:03.043	85.59	4.498	12:16:34.065
2 -	53.870	112.2	1:19.774	85.2	46.441	75.9	3:00.085	87.00	1.540	12:19:34.150
3 -	52.650	114.1	1:20.093	84.9	47.627	74.3	3:00.370	86.86	1.825	12:22:34.520
4 -	53.460	109.1	1:19.551	85.2	46.623	75.4	2:59.634	87.21	1.089	12:25:34.154
5 -	53.407	109.8	1:20.286	85.0	46.830	75.3	3:00.523	86.78	1.978	12:28:34.677
6 -	***52.334***	113.5	1:20.454	85.4	47.457	76.5	3:00.245	86.92	1.700	12:31:34.922
7 -	52.537	113.7	1:20.336	85.0	***45.672***	76.3	***2:58.545*** **(1)**	***87.75***		***12:34:33.467***
8 -	52.628	***116.5***	***1:18.964***	***86.4***	47.442	73.8	2:59.034 **(3)**	87.51	0.489	12:37:32.501
9 -	52.476	115.1	1:19.682	83.3	46.609	75.4	2:58.767 **(2)**	87.64	0.222	12:40:31.268

Weather / Track : Sunny / Dry

Spa-Francorchamps
Circuit Length = 4.3520 miles
Start: 12:10 Flag 12:40 End: 12:43

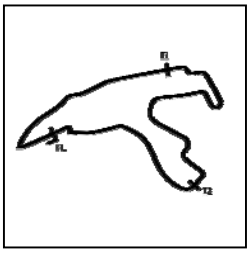

Motul Seven 270R & Avon Tyres Caterham Roadsport Championships

TESTING 2 - SECTOR ANALYSIS

SECTOR 1 = FL to I1, SECTOR 2 = I1 to I2, SECTOR 3 = I2 to FL, DIFF = Difference To Personal Best Lap, P = Crossed Finish Line in Pit Lane, D = Time Disallowed

P29 142 Roadspc Ben BUCKLEY

Caterham Roadsport -

IDEAL LAP TIME : 2:57.486 BEST LAP TIME : 2:58.753 DIFFERENCE : 1.267

LAP	SECTOR 1		SECTOR 2		SECTOR 3		LAP TIME	MPH	DIFF	TIME OF DAY
1 -	53.398	***116.9***	***1:18.859***	***84.5***	47.954	74.6	3:00.211	86.93	1.458	12:16:33.854
2 -	54.294	103.0	1:20.957	83.2	47.229	76.5	3:02.480	85.85	3.727	12:19:36.334
3 -	***52.177***	111.2	1:19.981	83.8	46.958	75.4	2:59.116 **(3)**	87.47	0.363	12:22:35.450
4 -	53.773	114.3	1:22.560	83.0	47.048	76.1	3:03.381	85.43	4.628	12:25:38.831
5 -	52.988	113.9	1:19.685	81.2	46.987	***76.6***	2:59.660	87.20	0.907	12:28:38.491
6 -	52.811	110.7	1:19.650	***84.5***	***46.450***	76.1	2:58.911 **(2)**	87.57	0.158	12:31:37.402
7 -	52.485	115.9	1:21.153	81.9	47.121	73.9	3:00.759	86.67	2.006	12:34:38.161
8 -	54.344	108.2	1:19.746	83.6	46.581	76.5	3:00.671	86.71	1.918	12:37:38.832
9 -	52.889	111.2	1:19.076	83.7	46.788	76.4	***2:58.753*** **(1)**	***87.64***		***12:40:37.585***

P30 28 270R Paul FIELDER

Caterham 270R -

IDEAL LAP TIME : 2:58.610 BEST LAP TIME : 2:59.131 DIFFERENCE : 0.521

LAP	SECTOR 1		SECTOR 2		SECTOR 3		LAP TIME	MPH	DIFF	TIME OF DAY
1 -	53.915	111.6	1:20.598	82.0	48.308	67.9	3:02.821	85.69	3.690	12:16:22.261
2 -	54.029	112.4	1:21.534	82.6	47.386	77.1	3:02.949	85.63	3.818	12:19:25.210
3 -	52.311	112.0	1:24.381	82.9	48.094	77.5	3:04.786	84.78	5.655	12:22:29.996
4 -	***51.949***	***116.3***	***1:19.827***	***84.0***	47.355	***77.8***	***2:59.131*** **(1)**	***87.46***		***12:25:29.127***
5 -	53.107	111.4	1:20.761	83.3	47.011	75.7	3:00.879	86.61	1.748	12:28:30.006
6 -	52.778	112.0	1:19.873	83.2	46.853	75.2	2:59.504 **(2)**	87.28	0.373	12:31:29.510
7 -	53.420	111.2	1:19.834	80.7	47.792	74.5	3:01.046	86.53	1.915	12:34:30.556
8 -	53.080	111.1	1:20.381	82.4	48.617	77.4	3:02.078	86.04	2.947	12:37:32.634
9 -	52.476	110.9	1:20.910	83.6	***46.834***	74.3	3:00.220 **(3)**	86.93	1.089	12:40:32.854

P31 84 Roadspc Andrew MURGATROYD

Caterham Roadsport -

IDEAL LAP TIME : 2:58.274 BEST LAP TIME : 2:59.230 DIFFERENCE : 0.956

LAP	SECTOR 1		SECTOR 2		SECTOR 3		LAP TIME	MPH	DIFF	TIME OF DAY
1 -	53.984	110.7	1:19.862	83.1	***46.922***	74.6	3:00.768 **(3)**	86.67	1.538	12:16:36.933
2 -	53.511	112.9	1:19.997	***83.6***	47.296	74.5	3:00.804	86.65	1.574	12:19:37.737
3 -	53.735	113.9	1:20.096	82.8	47.796	73.9	3:01.627	86.26	2.397	12:22:39.364
4 -	54.057	114.9	1:20.550	80.6	47.574	74.3	3:02.181	85.99	2.951	12:25:41.545
5 -	54.628	106.5	1:18.898	81.8	47.569	74.8	3:01.095	86.51	1.865	12:28:42.640
6 -	54.405	106.1	1:19.466	81.9	47.741	73.6	3:01.612	86.26	2.382	12:31:44.252
7 -	54.253	108.0	1:20.822	82.0	48.187	74.3	3:03.262	85.49	4.032	12:34:47.514
8 -	***52.886***	***115.7***	1:19.626	83.0	47.416	74.6	2:59.928 **(2)**	87.07	0.698	12:37:47.442
9 -	53.537	109.6	***1:18.466***	83.1	47.227	***75.2***	***2:59.230*** **(1)**	***87.41***		***12:40:46.672***

P32 63 270R Scott PARKER

Caterham 270R -

IDEAL LAP TIME : 2:59.148 BEST LAP TIME : 2:59.454 DIFFERENCE : 0.306

LAP	SECTOR 1		SECTOR 2		SECTOR 3		LAP TIME	MPH	DIFF	TIME OF DAY
1 -	54.768	110.3	1:21.171	81.7	47.447	73.0	3:03.386	85.43	3.932	12:16:01.475
2 -	54.530	***113.5***	1:21.779	82.0	47.027	***75.3***	3:03.336	85.45	3.882	12:19:04.811
3 -	53.224	***113.5***	1:22.077	80.3	47.900	73.7	3:03.201	85.52	3.747	12:22:08.012
4 -	***52.732***	112.9	1:21.767	82.1	47.584	73.7	3:02.083	86.04	2.629	12:25:10.095
5 -	53.038	112.2	***1:19.940***	81.6	***46.476***	74.1	***2:59.454*** **(1)**	***87.30***		***12:28:09.549***
6 -	53.234	112.2	1:21.316	80.6	IN PIT		3:11.224 **P**	81.93	11.770	12:31:20.773
7 -	OUTLAP	110.0	1:20.967	80.9	47.365	73.0	4:17.273	60.89	1:17.819	12:35:38.046
8 -	53.553	110.5	1:21.377	80.9	47.046	74.0	3:01.976 **(3)**	86.09	2.522	12:38:40.022
9 -	53.295	111.2	1:20.619	***82.4***	46.510	74.1	3:00.424 **(2)**	86.83	0.970	12:41:40.446

Weather / Track : Sunny / Dry

Spa-Francorchamps
Circuit Length = 4.3520 miles
Start: 12:10 Flag 12:40 End: 12:43

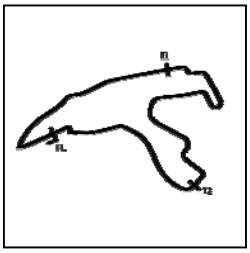

Motul Seven 270R & Avon Tyres Caterham Roadsport Championships

TESTING 2 - SECTOR ANALYSIS

SECTOR 1 = FL to I1, SECTOR 2 = I1 to I2, SECTOR 3 = I2 to FL, DIFF = Difference To Personal Best Lap, P = Crossed Finish Line in Pit Lane, D = Time Disallowed

P33 99 Roadspc Gideon WILKINSON — Caterham Roadsport -

IDEAL LAP TIME : BEST LAP TIME : 2:59.493 DIFFERENCE :

LAP	SECTOR 1		SECTOR 2		SECTOR 3		LAP TIME	MPH	DIFF	TIME OF DAY
1 -							3:02.222	85.98	2.729	12:16:03.825
2 -							3:02.756	85.72	3.263	12:19:06.581
3 -							3:02.314	85.93	2.821	12:22:08.895
4 -							3:01.850	86.15	2.357	12:25:10.745
5 -							2:59.506 **(2)**	87.28	0.013	12:28:10.251
6 -							3:01.558 **(3)**	86.29	2.065	12:31:11.809
7 -							3:03.401	85.42	3.908	12:34:15.210
8 -							3:01.673	86.24	2.180	12:37:16.883
9 -							***2:59.493*** **(1)**	***87.28***		***12:40:16.376***

P34 70 Roadspc Lars Alexander HOFFMANN — Caterham Roadsport -

IDEAL LAP TIME : 2:57.787 BEST LAP TIME : 2:59.538 DIFFERENCE : 1.751

LAP	SECTOR 1		SECTOR 2		SECTOR 3		LAP TIME	MPH	DIFF	TIME OF DAY
1 -	55.341	107.2	***1:18.658***	82.3	47.760	74.8	3:01.759	86.19	2.221	12:16:59.206
2 -	55.153	105.1	1:22.047	81.9	47.949	75.3	3:05.149	84.62	5.611	12:20:04.355
3 -	54.268	102.9	1:19.840	***83.8***	47.984	74.2	3:02.092	86.04	2.554	12:23:06.447
4 -	54.254	***112.4***	1:19.117	80.6	48.823	74.5	3:02.194	85.99	2.656	12:26:08.641
5 -	***52.917***	108.9	1:19.503	80.7	47.118	75.0	***2:59.538*** **(1)**	***87.26***		***12:29:08.179***
6 -	54.365	105.6	1:20.108	81.0	48.260	74.5	3:02.733	85.73	3.195	12:32:10.912
7 -	54.617	106.6	1:19.783	82.8	***46.212***	74.5	3:00.612 **(2)**	86.74	1.074	12:35:11.524
8 -	54.896	106.5	1:19.949	81.6	47.790	***76.1***	3:02.635	85.78	3.097	12:38:14.159
9 -	53.877	106.8	1:20.213	82.6	47.202	75.0	3:01.292 **(3)**	86.42	1.754	12:41:15.451

P35 15 Roadspc Ben LOPEZ-APPLETON — Caterham Roadsport -

IDEAL LAP TIME : BEST LAP TIME : 2:59.724 DIFFERENCE :

LAP	SECTOR 1		SECTOR 2		SECTOR 3		LAP TIME	MPH	DIFF	TIME OF DAY
1 -							3:01.885	86.13	2.161	12:16:32.474
2 -							***2:59.724*** **(1)**	***87.17***		***12:19:32.198***
3 -							3:02.322	85.93	2.598	12:22:34.520
4 -							3:01.160	86.48	1.436	12:25:35.680
5 -							3:00.485 **(3)**	86.80	0.761	12:28:36.165
6 -							2:59.918 **(2)**	87.08	0.194	12:31:36.083
7 -							3:02.087	86.04	2.363	12:34:38.170
8 -							3:01.606	86.27	1.882	12:37:39.776
9 -							3:01.291	86.42	1.567	12:40:41.067

P36 129 Roadspc Will ROSSETTI — Caterham Roadsport -

IDEAL LAP TIME : 2:57.551 BEST LAP TIME : 2:59.963 DIFFERENCE : 2.412

LAP	SECTOR 1		SECTOR 2		SECTOR 3		LAP TIME	MPH	DIFF	TIME OF DAY
1 -	53.668	109.6	1:19.818	83.0	47.093	75.6	3:00.579 **(3)**	86.76	0.616	12:16:05.764
2 -	53.978	110.0	1:20.196	83.5	46.958	76.5	3:01.132	86.49	1.169	12:19:06.896
3 -	53.422	109.4	1:20.527	***84.3***	47.737	75.9	3:01.686	86.23	1.723	12:22:08.582
4 -	***52.271***	***112.0***	1:23.034	83.4	50.252	74.1	3:05.557	84.43	5.594	12:25:14.139
5 -	54.725	106.5	1:19.112	81.7	47.897	75.4	3:01.734	86.21	1.771	12:28:15.873
6 -	53.042	110.1	1:20.738	83.8	***46.694***	76.2	3:00.474 **(2)**	86.81	0.511	12:31:16.347
7 -	52.486	110.5	1:26.288	83.2	48.420	76.2	3:07.194	83.69	7.231	12:34:23.541
8 -	53.956	106.8	***1:18.586***	81.9	47.421	***76.8***	***2:59.963*** **(1)**	***87.05***		***12:37:23.504***
9 -	54.940	104.6	1:19.642	82.0	47.686	76.5	3:02.268	85.95	2.305	12:40:25.772

Weather / Track : Sunny / Dry

Spa-Francorchamps
Circuit Length = 4.3520 miles
Start: 12:10 Flag 12:40 End: 12:43

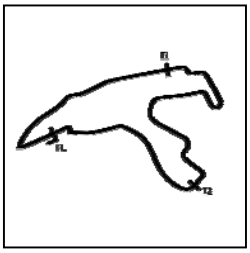

Motul Seven 270R & Avon Tyres Caterham Roadsport Championships

TESTING 2 - SECTOR ANALYSIS

SECTOR 1 = FL to I1, SECTOR 2 = I1 to I2, SECTOR 3 = I2 to FL, DIFF = Difference To Personal Best Lap, P = Crossed Finish Line in Pit Lane, D = Time Disallowed

P37 72 270R Mark SMITH — Caterham 270R -

IDEAL LAP TIME : 2:59.219 BEST LAP TIME : 3:00.112 DIFFERENCE : 0.893

LAP	SECTOR 1		SECTOR 2		SECTOR 3		LAP TIME	MPH	DIFF	TIME OF DAY
1 -	53.426	114.3	***1:20.976***	83.4	46.913	77.1	3:01.315 **(3)**	86.41	1.203	12:16:01.762
2 -	53.441	112.2	1:21.968	83.5	46.577	76.3	3:01.986	86.09	1.874	12:19:03.748
3 -	53.271	112.4	1:23.418	***84.3***	46.669	76.4	3:03.358	85.44	3.246	12:22:07.106
4 -	52.847	115.1	1:21.026	83.3	***46.239***	***77.7***	***3:00.112*** **(1)**	***86.98***		***12:25:07.218***
5 -	53.280	112.5	1:21.078	83.3	IN PIT		3:08.704 **P**	83.02	8.592	12:28:15.922
6 -	OUTLAP	111.8	1:21.494	83.3	47.280	76.0	3:43.181	70.20	43.069	12:31:59.103
7 -	53.377	114.5	1:23.144	83.6	46.497	76.3	3:03.018	85.60	2.906	12:35:02.121
8 -	52.122	116.3	1:22.678	83.8	47.058	76.1	3:01.858	86.15	1.746	12:38:03.979
9 -	***52.004***	***118.3***	1:21.290	***84.3***	46.895	77.2	3:00.189 **(2)**	86.95	0.077	12:41:04.168

P38 22 Roadspc Angelos ALVANOS — Caterham Roadsport -

IDEAL LAP TIME : 2:59.495 BEST LAP TIME : 3:00.297 DIFFERENCE : 0.802

LAP	SECTOR 1		SECTOR 2		SECTOR 3		LAP TIME	MPH	DIFF	TIME OF DAY
1 -	54.526	***109.1***	1:23.440	80.0	48.659	74.1	3:06.625	83.95	6.328	12:16:59.240
2 -	54.950	106.6	1:22.655	82.0	***47.070***	74.3	3:04.675	84.83	4.378	12:20:03.915
3 -	54.572	105.8	1:19.803	82.5	48.353	76.0	3:02.728	85.74	2.431	12:23:06.643
4 -	54.341	107.3	***1:19.534***	***83.5***	47.472	74.7	3:01.347 **(3)**	86.39	1.050	12:26:07.990
5 -	53.618	107.3	1:20.179	80.4	47.234	74.8	3:01.031 **(2)**	86.54	0.734	12:29:09.021
6 -	53.604	106.1	1:20.378	82.9	48.010	73.8	3:01.992	86.08	1.695	12:32:11.013
7 -	54.699	102.2	1:21.516	81.1	47.729	75.3	3:03.944	85.17	3.647	12:35:14.957
8 -	***52.891***	104.5	1:19.611	83.0	47.795	***76.3***	***3:00.297*** **(1)**	***86.89***		***12:38:15.254***
9 -	54.217	108.0	1:19.677	***83.5***	47.821	73.5	3:01.715	86.22	1.418	12:41:16.969

P39 23 270R Andy MORGAN — Caterham 270R -

IDEAL LAP TIME : 2:59.231 BEST LAP TIME : 3:00.303 DIFFERENCE : 1.072

LAP	SECTOR 1		SECTOR 2		SECTOR 3		LAP TIME	MPH	DIFF	TIME OF DAY
1 -	54.053	109.2	1:19.808	81.5	49.114	75.4	3:02.975	85.62	2.672	12:16:59.972
2 -	54.161	109.6	1:22.949	***83.4***	48.935	73.3	3:06.045	84.21	5.742	12:20:06.017
3 -	53.621	110.7	***1:19.330***	82.8	47.352	73.9	***3:00.303*** **(1)**	***86.89***		***12:23:06.320***
4 -	54.087	108.9	1:19.617	82.2	47.178	74.6	3:00.882 **(3)**	86.61	0.579	12:26:07.202
5 -	54.377	108.0	1:21.123	79.6	47.988	74.4	3:03.488	85.38	3.185	12:29:10.690
6 -	53.380	***112.7***	1:21.082	80.2	47.401	75.1	3:01.863	86.15	1.560	12:32:12.553
7 -	53.351	103.5	1:21.787	82.3	***46.623***	74.8	3:01.761	86.19	1.458	12:35:14.314
8 -	***53.278***	110.9	1:20.120	83.1	47.080	***75.5***	3:00.478 **(2)**	86.81	0.175	12:38:14.792
9 -	54.394	110.1	1:19.495	82.6	48.224	67.3	3:02.113	86.03	1.810	12:41:16.905

P40 174 Roadspc Alan VENTERS — Caterham Roadsport -

IDEAL LAP TIME : 3:00.094 BEST LAP TIME : 3:00.464 DIFFERENCE : 0.370

LAP	SECTOR 1		SECTOR 2		SECTOR 3		LAP TIME	MPH	DIFF	TIME OF DAY
1 -	56.155	73.9	1:22.806	74.9	48.842	75.5	3:07.803	83.42	7.339	12:16:50.821
2 -	54.647	106.0	1:20.687	83.0	***47.265***	***75.8***	3:02.599	85.80	2.135	12:19:53.420
3 -	54.356	105.8	1:19.675	82.8	47.320	74.8	3:01.351 **(3)**	86.39	0.887	12:22:54.771
4 -	53.567	109.1	1:19.560	***83.2***	47.695	74.9	3:00.822 **(2)**	86.64	0.358	12:25:55.593
5 -	55.415	102.1	1:22.719	81.4	50.841	75.3	3:08.975	82.90	8.511	12:29:04.568
6 -	54.103	108.2	1:31.803	81.7	47.490	75.6	3:13.396	81.01	12.932	12:32:17.964
7 -	57.501	106.3	***1:19.416***	81.8	49.403	75.4	3:06.320	84.08	5.856	12:35:24.284
8 -	***53.413***	***110.3***	1:19.609	81.8	47.442	75.4	***3:00.464*** **(1)**	***86.81***		***12:38:24.748***
9 -	54.395	106.1	1:19.684	82.6	47.490	75.7	3:01.569	86.28	1.105	12:41:26.317

Weather / Track : Sunny / Dry

Spa-Francorchamps
Circuit Length = 4.3520 miles
Start: 12:10 Flag 12:40 End: 12:43

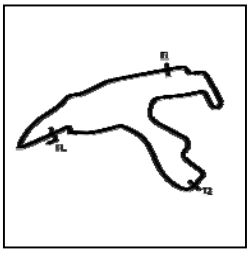

Motul Seven 270R & Avon Tyres Caterham Roadsport Championships

TESTING 2 - SECTOR ANALYSIS

SECTOR 1 = FL to I1, SECTOR 2 = I1 to I2, SECTOR 3 = I2 to FL, DIFF = Difference To Personal Best Lap, P = Crossed Finish Line in Pit Lane, D = Time Disallowed

P41 14 Roadspc Fraser JONES — Caterham Roadsport -

IDEAL LAP TIME : 3:00.633 BEST LAP TIME : 3:00.633 DIFFERENCE : 0.000

LAP	SECTOR 1		SECTOR 2		SECTOR 3		LAP TIME	MPH	DIFF	TIME OF DAY
1 -	54.448	***113.7***	1:21.867	81.0	47.382	73.6	3:03.697 **(3)**	85.28	3.064	12:16:24.592
2 -	55.271	113.5	1:20.170	82.7	47.454	73.5	3:02.895 **(2)**	85.66	2.262	12:19:27.487
3 -	54.462	110.1	1:23.108	83.1	49.391	69.6	3:06.961	83.80	6.328	12:22:34.448
4 -	55.913	111.8	1:23.684	73.3	48.207	73.5	3:07.804	83.42	7.171	12:25:42.252
5 -	55.448	113.1	1:21.176	81.7	47.739	74.9	3:04.363	84.98	3.730	12:28:46.615
6 -	54.916	111.4	1:22.517	81.9	47.147	72.7	3:04.580	84.88	3.947	12:31:51.195
7 -	55.230	111.2	1:21.736	***83.3***	48.679	73.7	3:05.645	84.39	5.012	12:34:56.840
8 -	54.410	112.4	1:22.192	82.4	48.477	75.0	3:05.079	84.65	4.446	12:38:01.919
9 -	***53.869***	111.1	***1:19.900***	83.2	***46.864***	***75.1***	***3:00.633*** **(1)**	***86.73***		***12:41:02.552***

P42 190 Roadspc Harry COOK — Caterham Roadsport -

IDEAL LAP TIME : 3:00.722 BEST LAP TIME : 3:00.722 DIFFERENCE : 0.000

LAP	SECTOR 1		SECTOR 2		SECTOR 3		LAP TIME	MPH	DIFF	TIME OF DAY
1 -	OUTLAP	105.8	1:19.847	79.5	49.283	68.4	3:21.916	77.59	21.194	12:28:00.708
2 -	56.036	103.2	1:19.288	80.6	48.460	70.4	3:03.784 **(2)**	85.24	3.062	12:31:04.492
3 -	55.765	105.6	1:19.498	80.0	48.848	71.9	3:04.111 **(3)**	85.09	3.389	12:34:08.603
4 -	56.662	105.8	1:21.848	81.1	47.705	***72.8***	3:06.215	84.13	5.493	12:37:14.818
5 -	***54.050***	***115.1***	***1:19.082***	***81.6***	***47.590***	71.7	***3:00.722*** **(1)**	***86.69***		***12:40:15.540***

P43 131 Roadspc Max GAUNT — Caterham Roadsport -

IDEAL LAP TIME : 3:01.473 BEST LAP TIME : 3:01.713 DIFFERENCE : 0.240

LAP	SECTOR 1		SECTOR 2		SECTOR 3		LAP TIME	MPH	DIFF	TIME OF DAY
1 -	54.948	107.5	1:22.508	82.7	48.530	75.1	3:05.986	84.24	4.273	12:16:13.394
2 -	55.317	109.1	1:22.059	83.5	47.904	75.0	3:05.280	84.56	3.567	12:19:18.674
3 -	54.011	108.0	1:22.914	83.1	48.901	71.3	3:05.826	84.31	4.113	12:22:24.500
4 -	54.145	110.9	1:21.937	83.7	48.412	75.4	3:04.494	84.92	2.781	12:25:28.994
5 -	54.900	112.2	1:21.733	82.5	48.446	74.3	3:05.079	84.65	3.366	12:28:34.073
6 -	***53.962***	***112.9***	1:21.423	***83.9***	47.578	75.2	3:02.963	85.63	1.250	12:31:37.036
7 -	54.202	111.2	***1:20.383***	83.4	***47.128***	75.4	***3:01.713*** **(1)**	***86.22***		***12:34:38.749***
8 -	54.338	108.4	1:20.859	81.7	47.506	***75.5***	3:02.703 **(2)**	85.75	0.990	12:37:41.452
9 -	54.515	107.5	1:20.384	82.7	47.815	75.4	3:02.714 **(3)**	85.74	1.001	12:40:44.166

P44 41 Roadspc Trevor CONWAY — Caterham Roadsport -

IDEAL LAP TIME : 3:01.304 BEST LAP TIME : 3:01.783 DIFFERENCE : 0.479

LAP	SECTOR 1		SECTOR 2		SECTOR 3		LAP TIME	MPH	DIFF	TIME OF DAY
1 -	55.948	112.4	***1:20.925***	***82.1***	47.787	75.1	3:04.660	84.84	2.877	12:16:37.531
2 -	***53.213***	***115.5***	1:21.273	78.2	47.822	***75.9***	3:02.308 **(2)**	85.93	0.525	12:19:39.839
3 -	53.352	111.6	1:21.262	81.0	47.169	74.3	***3:01.783*** **(1)**	***86.18***		***12:22:41.622***
4 -	54.671	108.5	1:21.355	80.4	47.654	75.6	3:03.680	85.29	1.897	12:25:45.302
5 -	53.684	114.1	1:23.413	80.9	***47.166***	75.2	3:04.263	85.02	2.480	12:28:49.565
6 -	53.839	109.6	1:22.212	80.3	47.502	74.9	3:03.553 **(3)**	85.35	1.770	12:31:53.118
7 -	55.013	108.5	1:22.338	78.8	47.738	74.9	3:05.089	84.64	3.306	12:34:58.207
8 -	54.446	109.2	1:23.011	80.1	48.790	75.2	3:06.247	84.12	4.464	12:38:04.454
9 -	53.572	108.7	1:22.654	80.0	48.027	73.9	3:04.253	85.03	2.470	12:41:08.707

Weather / Track : Sunny / Dry

Spa-Francorchamps
Circuit Length = 4.3520 miles
Start: 12:10 Flag 12:40 End: 12:43

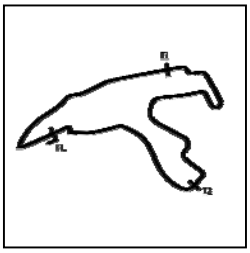

Motul Seven 270R & Avon Tyres Caterham Roadsport Championships

TESTING 2 - SECTOR ANALYSIS

SECTOR 1 = FL to I1, SECTOR 2 = I1 to I2, SECTOR 3 = I2 to FL, DIFF = Difference To Personal Best Lap, P = Crossed Finish Line in Pit Lane, D = Time Disallowed

P45 37 Roadspc Tom BROWN — Caterham Roadsport -

IDEAL LAP TIME : BEST LAP TIME : 3:02.068 DIFFERENCE :

LAP	SECTOR 1	SECTOR 2	SECTOR 3	LAP TIME	MPH	DIFF	TIME OF DAY
1 -				3:05.492	84.46	3.424	12:16:47.270
2 -				3:03.325	85.46	1.257	12:19:50.595
3 -				***3:02.068*** **(1)**	***86.05***		***12:22:52.663***
4 -				3:03.771	85.25	1.703	12:25:56.434
5 -				3:02.445 **(2)**	85.87	0.377	12:28:58.879
6 -				3:03.165	85.53	1.097	12:32:02.044
7 -				3:02.666 **(3)**	85.77	0.598	12:35:04.710
8 -				3:02.884	85.66	0.816	12:38:07.594
9 -				3:02.918	85.65	0.850	12:41:10.512

P46 29 270R Alastair CURREY — Caterham 270R -

IDEAL LAP TIME : 3:01.035 BEST LAP TIME : 3:02.108 DIFFERENCE : 1.073

LAP	SECTOR 1		SECTOR 2		SECTOR 3		LAP TIME	MPH	DIFF	TIME OF DAY
1 -	54.346	107.5	1:21.914	79.3	49.694	76.8	3:05.954	84.25	3.846	12:16:34.301
2 -	54.277	***112.2***	1:22.592	82.6	47.403	76.6	3:04.272	85.02	2.164	12:19:38.573
3 -	53.850	***112.2***	1:21.167	81.9	47.549	75.2	3:02.566 **(2)**	85.81	0.458	12:22:41.139
4 -	53.745	***112.2***	***1:20.788***	***83.4***	48.601	76.0	3:03.134 **(3)**	85.55	1.026	12:25:44.273
5 -	53.765	106.1	1:23.140	79.7	47.282	***78.1***	3:04.187	85.06	2.079	12:28:48.460
6 -	***53.180***	111.8	1:21.957	79.5	48.348	74.8	3:03.485	85.38	1.377	12:31:51.945
7 -	53.794	111.8	1:21.782	81.0	48.878	75.5	3:04.454	84.93	2.346	12:34:56.399
8 -	54.381	108.7	1:21.877	81.4	47.417	75.3	3:03.675	85.30	1.567	12:38:00.074
9 -	53.707	110.9	1:21.334	82.5	***47.067***	76.3	***3:02.108*** **(1)**	***86.03***		***12:41:02.182***

P47 49 Roadspc Glenn MOULE — Caterham Roadsport -

IDEAL LAP TIME : BEST LAP TIME : 3:02.194 DIFFERENCE :

LAP	SECTOR 1	SECTOR 2	SECTOR 3	LAP TIME	MPH	DIFF	TIME OF DAY
1 -				3:03.535 **(2)**	85.36	1.341	12:16:07.170
2 -				3:15.061	80.32	12.867	12:19:22.231
3 -				3:13.268	81.06	11.074	12:22:35.499
4 -				3:07.813	83.42	5.619	12:25:43.312
5 -				3:06.687	83.92	4.493	12:28:49.999
6 -				***3:02.194*** **(1)**	***85.99***		***12:31:52.193***
7 -				3:03.650 **(3)**	85.31	1.456	12:34:55.843
8 -				3:05.765	84.34	3.571	12:38:01.608
9 -				3:04.202	85.05	2.008	12:41:05.810

P48 195 Roadspc Tom POWER — Caterham Roadsport - Listers

IDEAL LAP TIME : 3:01.114 BEST LAP TIME : 3:02.532 DIFFERENCE : 1.418

LAP	SECTOR 1		SECTOR 2		SECTOR 3		LAP TIME	MPH	DIFF	TIME OF DAY
1 -	54.440	107.7	1:21.561	83.3	***47.318***	74.2	3:03.319 **(3)**	85.46	0.787	12:16:23.462
2 -	***53.799***	***113.5***	1:20.964	***84.2***	48.502	74.8	3:03.265 **(2)**	85.49	0.733	12:19:26.727
3 -	54.316	110.0	1:23.122	83.4	48.724	74.3	3:06.162	84.16	3.630	12:22:32.889
4 -	56.183	106.0	1:25.333	79.6	48.071	***75.3***	3:09.587	82.64	7.055	12:25:42.476
5 -	55.010	108.7	1:20.432	82.2	48.183	75.1	3:03.625	85.32	1.093	12:28:46.101
6 -	54.976	107.0	***1:19.997***	82.6	47.559	73.8	***3:02.532*** **(1)**	***85.83***		***12:31:48.633***
7 -	54.398	105.6	1:21.263	82.4	47.806	74.4	3:03.467	85.39	0.935	12:34:52.100
8 -	55.036	103.4	1:21.310	81.0	47.957	74.7	3:04.303	85.00	1.771	12:37:56.403
9 -	55.514	101.5	1:21.954	81.2	47.626	75.2	3:05.094	84.64	2.562	12:41:01.497

Weather / Track : Sunny / Dry

Spa-Francorchamps
Circuit Length = 4.3520 miles
Start: 12:10 Flag 12:40 End: 12:43

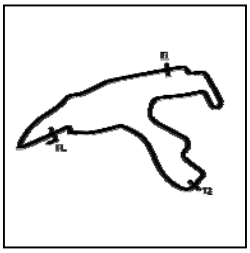

Motul Seven 270R & Avon Tyres Caterham Roadsport Championships

TESTING 2 - SECTOR ANALYSIS

SECTOR 1 = FL to I1, SECTOR 2 = I1 to I2, SECTOR 3 = I2 to FL, DIFF = Difference To Personal Best Lap, P = Crossed Finish Line in Pit Lane, D = Time Disallowed

P49 51 Roadspc Graham DODRIDGE — Caterham Roadsport -

IDEAL LAP TIME : BEST LAP TIME : 3:03.955 DIFFERENCE :

LAP	SECTOR 1	SECTOR 2	SECTOR 3	LAP TIME	MPH	DIFF	TIME OF DAY
1 -				3:08.013	83.33	4.058	12:16:12.594
2 -				3:06.551 (2)	83.98	2.596	12:19:19.145
3 -				3:13.762	80.85	9.807	12:22:32.907
4 -				3:11.509	81.81	7.554	12:25:44.416
5 -				3:07.353	83.62	3.398	12:28:51.769
6 -				***3:03.955 (1)***	***85.17***		***12:31:55.724***
7 -				3:08.074	83.30	4.119	12:35:03.798
8 -				3:09.925	82.49	5.970	12:38:13.723
9 -				3:07.067 (3)	83.75	3.112	12:41:20.790

P50 73 Roadspc Dan CLAYPHAN — Caterham Roadsport -

IDEAL LAP TIME : 3:03.797 BEST LAP TIME : 3:04.013 DIFFERENCE : 0.216

LAP	SECTOR 1		SECTOR 2		SECTOR 3		LAP TIME	MPH	DIFF	TIME OF DAY
1 -	55.435	105.5	1:23.156	80.9	48.344	75.4	3:06.935	83.81	2.922	12:18:24.160
2 -	55.279	105.6	1:24.562	80.2	48.795	74.8	3:08.636	83.05	4.623	12:21:32.796
3 -	55.011	105.5	1:24.720	79.7	48.133	***76.6***	3:07.864	83.39	3.851	12:24:40.660
4 -	54.637	105.3	1:21.445	80.8	50.257	74.7	3:06.339	84.08	2.326	12:27:46.999
5 -	55.043	105.5	***1:21.415***	80.8	48.058	74.8	3:04.516 (2)	84.91	0.503	12:30:51.515
6 -	54.685	105.6	1:21.755	80.7	48.137	74.7	3:04.577 (3)	84.88	0.564	12:33:56.092
7 -	55.747	***107.5***	1:23.458	80.3	***47.863***	75.3	3:07.068	83.75	3.055	12:37:03.160
8 -	***54.519***	105.5	1:21.553	***81.1***	47.941		***3:04.013 (1)***	***85.14***		***12:40:07.173***

P51 53 Roadspc Nicholas SMITH — Caterham Roadsport -

IDEAL LAP TIME : 3:03.954 BEST LAP TIME : 3:04.248 DIFFERENCE : 0.294

LAP	SECTOR 1		SECTOR 2		SECTOR 3		LAP TIME	MPH	DIFF	TIME OF DAY
1 -		86.1	1:32.717	65.4	IN PIT	62.1	10:39.802 P	24.48	7:35.554	12:24:39.900
2 -	OUTLAP	103.4	1:22.952	80.5	***48.128***	72.4	3:25.300	76.31	21.052	12:28:05.200
3 -	56.150	104.0	1:23.916	81.5	48.279	71.5	3:08.345	83.18	4.097	12:31:13.545
4 -	54.230	104.2	1:22.155	***81.9***	48.711	***74.5***	3:05.096 (2)	84.64	0.848	12:34:18.641
5 -	***54.190***	***112.7***	***1:21.636***	76.7	48.422	72.8	***3:04.248 (1)***	***85.03***		***12:37:22.889***
6 -	55.571	103.5	1:21.780	77.5	48.292	73.6	3:05.643 (3)	84.39	1.395	12:40:28.532

P52 64 270R Neal EVANS — Caterham 270R -

IDEAL LAP TIME : 3:03.864 BEST LAP TIME : 3:04.273 DIFFERENCE : 0.409

LAP	SECTOR 1		SECTOR 2		SECTOR 3		LAP TIME	MPH	DIFF	TIME OF DAY
1 -	55.601	110.5	1:24.114	79.7	49.742	***76.4***	3:09.457	82.69	5.184	12:17:00.206
2 -	54.904	***112.7***	1:23.784	80.9	48.224	75.4	3:06.912	83.82	2.639	12:20:07.118
3 -	***54.012***	112.2	1:23.152	***81.4***	48.824	74.6	3:05.988	84.23	1.715	12:23:13.106
4 -	55.170	108.5	1:23.129	80.6	48.475	74.5	3:06.774	83.88	2.501	12:26:19.880
5 -	54.992	111.4	1:22.561	80.9	47.948	75.4	3:05.501 (3)	84.46	1.228	12:29:25.381
6 -	54.454	109.1	1:32.651	78.4	48.922	75.1	3:16.027	79.92	11.754	12:32:41.408
7 -	54.716	109.1	1:22.801	81.2	48.470	74.8	3:05.987	84.23	1.714	12:35:47.395
8 -	54.421	107.8	***1:21.991***	81.0	***47.861***	75.6	***3:04.273 (1)***	***85.02***		***12:38:51.668***
9 -	54.066	110.3	1:22.559	81.3	48.004	76.1	3:04.629 (2)	84.85	0.356	12:41:56.297

Weather / Track : Sunny / Dry

Spa-Francorchamps
Circuit Length = 4.3520 miles
Start: 12:10 Flag 12:40 End: 12:43

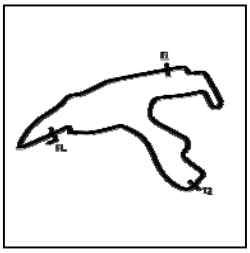

Motul Seven 270R & Avon Tyres Caterham Roadsport Championships

TESTING 2 - SECTOR ANALYSIS

SECTOR 1 = FL to I1, SECTOR 2 = I1 to I2, SECTOR 3 = I2 to FL, DIFF = Difference To Personal Best Lap, P = Crossed Finish Line in Pit Lane, D = Time Disallowed

P53 78 Roadspc Guy BERRYMAN — Caterham Roadsport -

IDEAL LAP TIME : BEST LAP TIME : 3:04.307 DIFFERENCE :

LAP	SECTOR 1	SECTOR 2	SECTOR 3	LAP TIME	MPH	DIFF	TIME OF DAY
1 -				3:06.203	84.14	1.896	12:19:17.633
2 -				3:05.764	84.34	1.457	12:22:23.397
3 -				3:05.303	84.55	0.996	12:25:28.700
4 -				3:06.273	84.11	1.966	12:28:34.973
5 -				3:05.193	84.60	0.886	12:31:40.166
6 -				3:04.707 (2)	84.82	0.400	12:34:44.873
7 -				3:04.923 (3)	84.72	0.616	12:37:49.796
8 -				***3:04.307*** **(1)**	***85.00***		***12:40:54.103***

P54 117 Roadspc Gary LAPIDUS — Caterham Roadsport -

IDEAL LAP TIME : 3:04.058 BEST LAP TIME : 3:04.908 DIFFERENCE : 0.850

LAP	SECTOR 1		SECTOR 2		SECTOR 3		LAP TIME	MPH	DIFF	TIME OF DAY
1 -	54.947	105.5	1:23.571	78.6	48.970	72.8	3:07.488	83.56	2.580	12:16:19.592
2 -	55.251	105.6	1:22.660	81.1	48.583	72.7	3:06.494	84.01	1.586	12:19:26.086
3 -	54.897	105.3	1:23.649	***82.7***	49.271	71.0	3:07.817	83.41	2.909	12:22:33.903
4 -	55.000	***109.1***	1:23.812	81.4	49.130	72.0	3:07.942	83.36	3.034	12:25:41.845
5 -	55.665	105.3	1:26.678	80.3	48.726	69.1	3:11.069	81.99	6.161	12:28:52.914
6 -	55.114	104.8	***1:21.107***	80.9	48.687	71.8	***3:04.908*** **(1)**	***84.73***		***12:31:57.822***
7 -	55.255	105.6	1:22.983	82.0	***48.061***	72.7	3:06.299 (3)	84.09	1.391	12:35:04.121
8 -	***54.890***	105.5	1:21.308	81.2	48.990	54.8	3:05.188 (2)	84.60	0.280	12:38:09.309
9 -	55.932	105.3	1:21.620	79.8	49.310	***72.9***	3:06.862	83.84	1.954	12:41:16.171

P55 16 Roadspc James CROCKER — Caterham Roadsport -

IDEAL LAP TIME : 3:05.381 BEST LAP TIME : 3:05.928 DIFFERENCE : 0.547

LAP	SECTOR 1		SECTOR 2		SECTOR 3		LAP TIME	MPH	DIFF	TIME OF DAY
1 -	55.184	104.6	1:23.286	79.5	50.583	73.3	3:09.053	82.87	3.125	12:16:33.827
2 -	56.777	***107.0***	1:24.613	79.1	49.246	73.4	3:10.636	82.18	4.708	12:19:44.463
3 -	55.396	105.6	1:24.619	78.7	49.121	73.9	3:09.136	82.83	3.208	12:22:53.599
4 -	54.889	***107.0***	1:23.348	79.7	49.159	74.1	3:07.396 (3)	83.60	1.468	12:26:00.995
5 -	55.612	105.5	1:23.335	79.4	49.459	74.8	3:08.406	83.15	2.478	12:29:09.401
6 -	***54.579***	106.0	1:22.929	79.7	***48.420***	74.5	***3:05.928*** **(1)**	***84.26***		***12:32:15.329***
7 -	54.654	105.1	***1:22.382***	80.3	48.920	74.0	3:05.956 (2)	84.25	0.028	12:35:21.285
8 -	1:00.513	105.6	1:22.842	78.3	48.943	74.8	3:12.298	81.47	6.370	12:38:33.583
9 -	55.471	105.1	1:24.283	79.6	48.515	***74.9***	3:08.269	83.21	2.341	12:41:41.852

P56 123 Roadspc Anthony WARNER — Caterham Roadsport -

IDEAL LAP TIME : 3:07.238 BEST LAP TIME : 3:07.238 DIFFERENCE : 0.000

LAP	SECTOR 1		SECTOR 2		SECTOR 3		LAP TIME	MPH	DIFF	TIME OF DAY
1 -	58.123	99.1	1:23.677	74.4	50.841	73.2	3:12.641	81.33	5.403	12:17:35.131
2 -	56.005	103.2	1:23.481	78.6	50.109	70.6	3:09.595	82.63	2.357	12:20:44.726
3 -	57.913	99.8	1:25.336	77.5	50.343	72.0	3:13.592	80.93	6.354	12:23:58.318
4 -	56.303	105.3	1:24.250	78.5	48.939	73.0	3:09.492 (3)	82.68	2.254	12:27:07.810
5 -	56.983	101.2	1:23.693	77.9	49.871	71.7	3:10.547	82.22	3.309	12:30:18.357
6 -	56.772	102.9	1:24.689	79.9	49.459	73.2	3:10.920	82.06	3.682	12:33:29.277
7 -	56.126	105.5	1:24.308	78.8	50.032	72.7	3:10.466	82.25	3.228	12:36:39.743
8 -	56.339	103.2	1:23.396	79.6	49.126	***73.9***	3:08.861 (2)	82.95	1.623	12:39:48.604
9 -	***55.404***	***105.8***	***1:23.116***	***80.0***	***48.718***	71.6	***3:07.238*** **(1)**	***83.67***		***12:42:55.842***

Weather / Track : Sunny / Dry

Spa-Francorchamps
Circuit Length = 4.3520 miles
Start: 12:10 Flag 12:40 End: 12:43

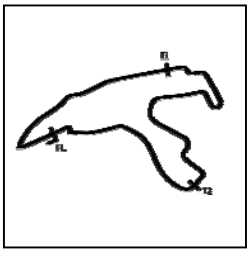

Motul Seven 270R & Avon Tyres Caterham Roadsport Championships

TESTING 2 - SECTOR ANALYSIS

SECTOR 1 = FL to I1, SECTOR 2 = I1 to I2, SECTOR 3 = I2 to FL, DIFF = Difference To Personal Best Lap, P = Crossed Finish Line in Pit Lane, D = Time Disallowed

P57 32 Roadspc Alan THICKETT — Caterham Roadsport -

IDEAL LAP TIME : 3:07.443 BEST LAP TIME : 3:07.655 DIFFERENCE : 0.212

LAP	SECTOR 1		SECTOR 2		SECTOR 3		LAP TIME	MPH	DIFF	TIME OF DAY
1 -	56.206	105.6	1:26.547	78.1	50.737	73.6	3:13.490	80.97	5.835	12:17:40.266
2 -	56.501	106.0	1:25.194	79.2	50.218	73.3	3:11.913	81.63	4.258	12:20:52.179
3 -	56.117	105.8	1:24.581	79.1	49.865	73.1	3:10.563	82.21	2.908	12:24:02.742
4 -	55.793	105.5	1:23.827	79.5	49.300	73.8	3:08.920 (3)	82.93	1.265	12:27:11.662
5 -	55.189	***108.4***	***1:23.126***	79.4	49.340	73.9	***3:07.655*** **(1)**	***83.49***		***12:30:19.317***
6 -	55.470	104.8	1:23.938	***80.4***	52.979	73.9	3:12.387	81.43	4.732	12:33:31.704
7 -	***55.041***	107.3	1:23.833	77.1	49.796	***74.3***	3:08.670 (2)	83.04	1.015	12:36:40.374
8 -	55.475	104.3	1:25.893	80.1	***49.276***	***74.3***	3:10.644	82.18	2.989	12:39:51.018
9 -	55.637	106.3	1:23.690	77.4	50.610	64.2	3:09.937	82.48	2.282	12:43:00.955

P58 69 Roadspc Charlie MIZON — Caterham Roadsport -

IDEAL LAP TIME : BEST LAP TIME : 3:07.882 DIFFERENCE :

LAP	SECTOR 1	SECTOR 2	SECTOR 3	LAP TIME	MPH	DIFF	TIME OF DAY
1 -				3:09.554	82.65	1.672	12:17:33.816
2 -				3:11.335	81.88	3.453	12:20:45.151
3 -				3:12.178	81.52	4.296	12:23:57.329
4 -				3:07.897 (2)	83.38	0.015	12:27:05.226
5 -				3:08.238 (3)	83.23	0.356	12:30:13.464
6 -				3:08.283	83.21	0.401	12:33:21.747
7 -				3:09.695	82.59	1.813	12:36:31.442
8 -				***3:07.882*** **(1)**	***83.39***		***12:39:39.324***
9 -				3:10.569	82.21	2.687	12:42:49.893

P59 13 Roadspc David THORNTON — Caterham Roadsport -

IDEAL LAP TIME : BEST LAP TIME : 3:08.669 DIFFERENCE :

LAP	SECTOR 1	SECTOR 2	SECTOR 3	LAP TIME	MPH	DIFF	TIME OF DAY
1 -				3:09.753 (2)	82.56	1.084	12:17:20.258
2 -				3:12.108	81.55	3.439	12:20:32.366
3 -				3:14.776	80.43	6.107	12:23:47.142
4 -				3:10.555 (3)	82.22	1.886	12:26:57.697
5 -				3:14.024	80.75	5.355	12:30:11.721
6 -				***3:08.669*** **(1)**	***83.04***		***12:33:20.390***
7 -				3:19.195	78.65	10.526	12:36:39.585
8 -				3:18.212	79.04	9.543	12:39:57.797
9 -				3:12.523	81.37	3.854	12:43:10.320

P60 44 Roadspc Andrew SARGENT — Caterham Roadsport -

IDEAL LAP TIME : 3:11.871 BEST LAP TIME : 3:13.014 DIFFERENCE : 1.143

LAP	SECTOR 1		SECTOR 2		SECTOR 3		LAP TIME	MPH	DIFF	TIME OF DAY
1 -	58.487	105.1	1:28.554	76.6	51.897	70.1	3:18.938	78.75	5.924	12:16:53.525
2 -	57.758	100.9	1:29.785	77.0	51.106	69.2	3:18.649	78.87	5.635	12:20:12.174
3 -	58.421	99.5	1:28.902	76.6	50.625	70.4	3:17.948	79.14	4.934	12:23:30.122
4 -	59.104	99.2	1:27.150	78.5	50.368	***71.9***	3:16.622	79.68	3.608	12:26:46.744
5 -	57.293	100.9	1:26.536	77.4	50.844	70.3	3:14.673	80.48	1.659	12:30:01.417
6 -	58.472	104.5	1:26.035	***79.0***	***50.149***	68.6	3:14.656 (3)	80.48	1.642	12:33:16.073
7 -	1:00.554	104.8	1:28.082	78.0	50.494	69.5	3:19.130	78.67	6.116	12:36:35.203
8 -	***56.194***	104.2	1:26.392	78.0	50.428	69.6	***3:13.014*** **(1)**	***81.17***		***12:39:48.217***
9 -	56.308	***105.6***	***1:25.528***	***79.0***	51.909	71.3	3:13.745 (2)	80.86	0.731	12:43:01.962

Weather / Track : Sunny / Dry

Spa-Francorchamps
Circuit Length = 4.3520 miles
Start: 12:10 Flag 12:40 End: 12:43

Motul Seven 270R & Avon Tyres Caterham Roadsport Championships

TESTING 2 - WEATHER CONDITIONS

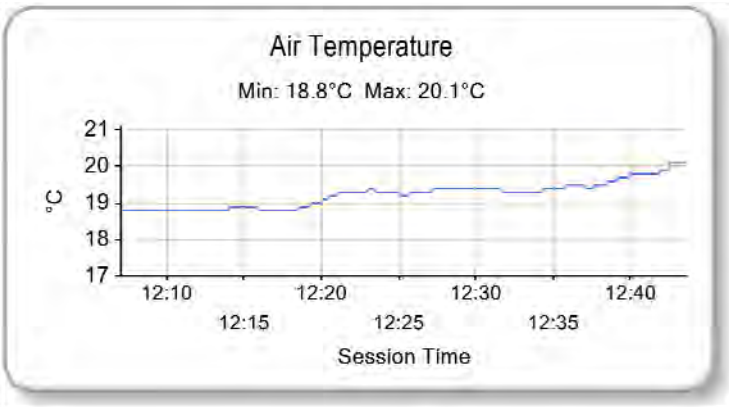

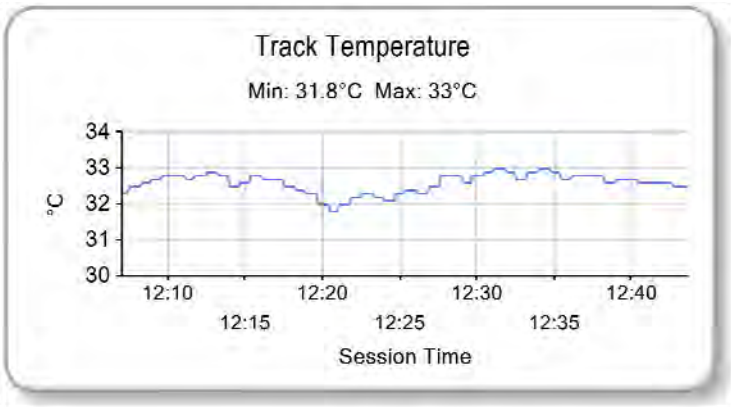

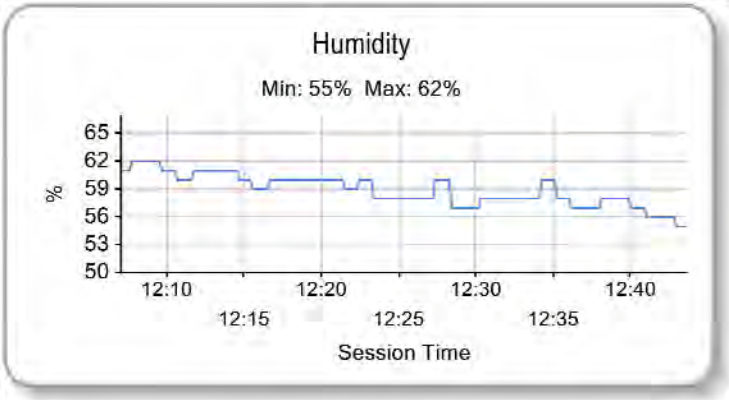

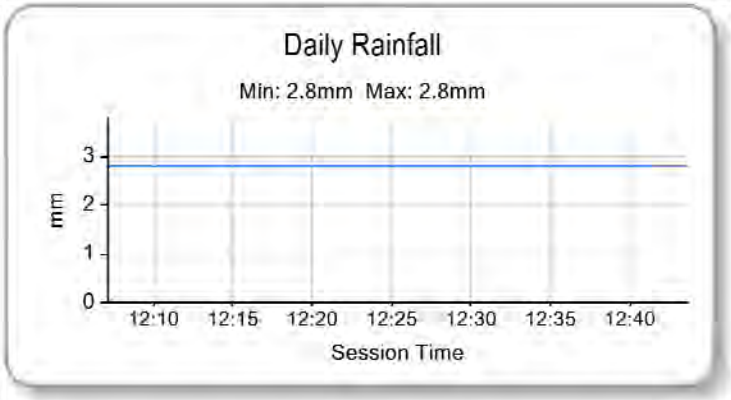

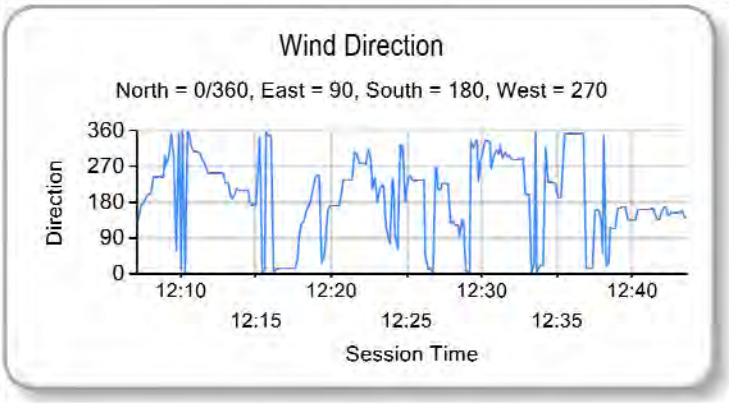

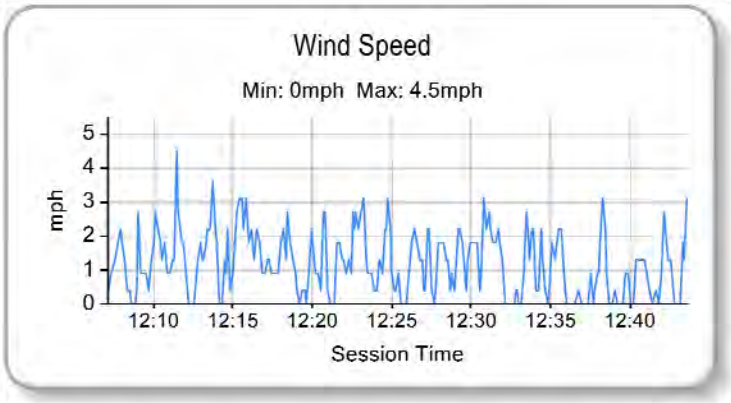

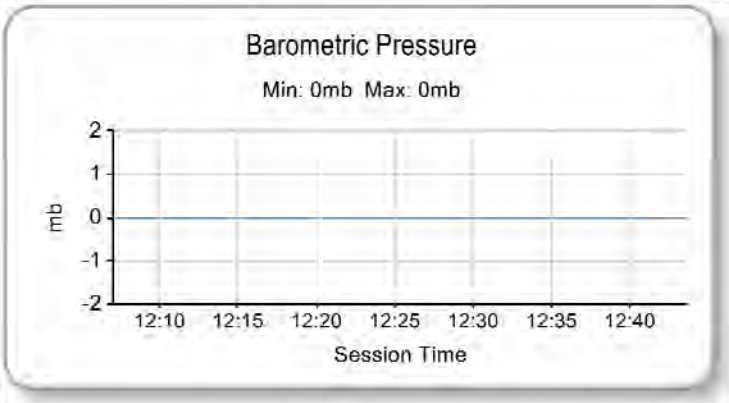

Weather / Track : Sunny / Dry

Spa-Francorchamps
Circuit Length = 4.3520 miles
Start: 12:10 Flag 12:40 End: 12:43

Results can be found at www.tsl-timing.com

Printed - 12:47 Friday, 19 July 2019

Motul Seven 270R & Avon Tyres Caterham Roadsport Championships

TESTING 2 - STATISTICS

Competitors Started	60
Planned Start	2019-07-19 @ 12:10:00.000
Actual Start	2019-07-19 @ 12:10:00.000
Finish Time	2019-07-19 @ 12:40:00.555
Track Length	4.3520mi.
Total Laps	536
Total Distance Covered	2332.7169mi.

Session Fastest Lap History

NO	CL	NAME	LAP TIME	TIME OF DAY	LAP	VEHICLE
6	270R	**Justin HEAP**	**2:57.432**	12:15:42.398	1	Caterham 270R
3	270R	**James MURPHY**	**2:56.328**	12:15:42.552	1	Caterham 270R
36	270R	**Daniel HALSTEAD**	**2:55.922**	12:15:44.954	1	Caterham 270R
80	270R	**Matt SHEPPARD**	**2:55.431**	12:16:35.683	1	Caterham 270R
5	270R	**Gregory MONKS**	**2:55.264**	12:24:46.657	4	Caterham 270R
6	270R	**Justin HEAP**	**2:54.976**	12:30:31.332	6	Caterham 270R
36	270R	**Daniel HALSTEAD**	**2:54.960**	12:36:25.864	8	Caterham 270R
80	270R	**Matt SHEPPARD**	**2:54.015**	12:40:11.214	9	Caterham 270R

Flag History

TYPE	TIME OF DAY
GREEN	12:10:00.000
FINISH	12:40:00.555

Flag Statistics

TYPE	COUNT	TOTAL LAPS	TOTAL TIME
Green	1	10	33:43.024
Red	0	0	0.000
Safety Car	0	0	0.000
FCY	0	0	0.000

Spa-Francorchamps
Circuit Length = 4.3520 miles
Start: 12:10 Flag 12:40 End: 12:43

Weather / Track : Sunny / Dry

These results are provisional until the conclusion of any judicial and technical matters.

Motul Seven 270R & Avon Tyres Caterham Roadsport Championships

TESTING 2 - STATISTICS

CLASS : 270R

31 Starters

Fastest Lap History

NO	NAME	LAP TIME	TIME OF DAY	LAP	VEHICLE
6	**Justin HEAP**	**2:57.432**	12:15:42.398	1	Caterham 270R
3	**James MURPHY**	**2:56.328**	12:15:42.552	1	Caterham 270R
36	**Daniel HALSTEAD**	**2:55.922**	12:15:44.954	1	Caterham 270R
80	**Matt SHEPPARD**	**2:55.431**	12:16:35.683	1	Caterham 270R
5	**Gregory MONKS**	**2:55.264**	12:24:46.657	4	Caterham 270R
6	**Justin HEAP**	**2:54.976**	12:30:31.332	6	Caterham 270R
36	**Daniel HALSTEAD**	**2:54.960**	12:36:25.864	8	Caterham 270R
80	**Matt SHEPPARD**	**2:54.015**	12:40:11.214	9	Caterham 270R

Spa-Francorchamps

Weather / Track : Sunny / Dry

Circuit Length = 4.3520 miles

These results are provisional until the conclusion of any judicial and technical matters.

Start: 12:10 Flag 12:40 End: 12:43

Motul Seven 270R & Avon Tyres Caterham Roadsport Championships

TESTING 2 - STATISTICS

CLASS : Roadsport

29 Starters

Fastest Lap History

NO	NAME	LAP TIME	TIME OF DAY	LAP	VEHICLE
119	**Stuart BELL**	**3:00.065**	12:15:46.289	1	Caterham Roadsport
15	**Ben LOPEZ-APPLETON**	**2:59.724**	12:19:32.198	2	Caterham Roadsport
142	**Ben BUCKLEY**	**2:59.116**	12:22:35.499	3	Caterham Roadsport
119	**Stuart BELL**	**2:59.013**	12:27:45.180	5	Caterham Roadsport
119	**Stuart BELL**	**2:58.447**	12:30:43.627	6	Caterham Roadsport
2	**Andy LEES**	**2:58.144**	12:40:15.961	9	Caterham Roadsport

Spa-Francorchamps

Weather / Track : Sunny / Dry

Circuit Length = 4.3520 miles

These results are provisional until the conclusion of any judicial and technical matters.

Start: 12:10 Flag 12:40 End: 12:43

Motul Seven 270R & Avon Tyres Caterham Roadsport Championships

TESTING 3 - CLASSIFICATION

POS	NO	CL	PIC	NAME	ENTRY	TIME	ON	LAPS	GAP	DIFF	MPH
1	80	270R	1	Matt SHEPPARD	Caterham 270R -	2:53.823	8	10			90.13
2	3	270R	2	James MURPHY	Caterham 270R - DPR Motorsport	2:54.586	9	10	0.763	0.763	89.74
3	36 *	270R	3	Daniel HALSTEAD	Caterham 270R - DPR Motorsport	2:54.710	9	10	0.887	0.124	89.67
4	17	270R	4	Tom ALLEN	Caterham 270R -	2:54.722	7	9	0.899	0.012	89.67
5	11	270R	5	Chris MOORE	Caterham 270R - DPR Motorsport	2:54.759	6	9	0.936	0.037	89.65
6	5	270R	6	Gregory MONKS	Caterham 270R -	2:55.306	2	10	1.483	0.547	89.37
7	77	270R	7	Daniel FRENCH	Caterham 270R -	2:55.415	9	9	1.592	0.109	89.31
8	79	270R	8	Lewis THOMPSON	Caterham 270R - DW Motorsport	2:55.440	9	9	1.617	0.025	89.30
9	6	270R	9	Justin HEAP	Caterham 270R -	2:55.527	7	7	1.704	0.087	89.25
10	25	270R	10	Neil FRASER	Caterham 270R -	2:55.779	6	10	1.956	0.252	89.13
11	12	270R	11	Toby CLOWES	Caterham 270R -	2:55.877	9	10	2.054	0.098	89.08
12	74	270R	12	Oli PRATT	Caterham 270R - Geotechnical Experts Ltd	2:56.050	6	10	2.227	0.173	88.99
13	86	270R	13	James DE LUSIGNAN	Caterham 270R -	2:56.195	7	10	2.372	0.145	88.92
14	33	270R	14	Matthew CREAK	Caterham 270R - Team CRC Transport Limited	2:56.264	9	10	2.441	0.069	88.88
15	19	270R	15	Graham MACDONALD	Caterham 270R -	2:56.460	7	10	2.637	0.196	88.78
16	68	270R	16	Simon GOODWIN	Caterham 270R -	2:56.662	7	10	2.839	0.202	88.68
17	95	270R	17	Al MELTON	Caterham 270R -	2:57.063	4	7	3.240	0.401	88.48
18	57 *	270R	18	Nilesh PARMAR	Caterham 270R - DPR Motorsport	2:57.148	2	9	3.325	0.085	88.44
19	88	270R	19	James MCCALL	Caterham 270R -	2:57.437	7	7	3.614	0.289	88.29
20	21	270R	20	Jonny JARRATT	Caterham 270R -	2:57.770	5	8	3.947	0.333	88.13
21	9	270R	21	Jimmy BEVAN	Caterham 270R -	2:57.788	5	8	3.965	0.018	88.12
22	76	270R	22	Richard CLEGG	Caterham 270R -	2:57.898	4	9	4.075	0.110	88.07
23	70	Roadsport	1	Lars Alexander HOFFMANN	Caterham Roadsport -	2:58.072	6	9	4.249	0.174	87.98
24	8	270R	23	John ISHERWOOD	Caterham 270R -	2:58.181	4	9	4.358	0.109	87.93
25	142	Roadsport	2	Ben BUCKLEY	Caterham Roadsport -	2:58.357	6	9	4.534	0.176	87.84
26	42	270R	24	Ian FORTESCUE	Caterham 270R -	2:58.437	9	9	4.614	0.080	87.80
27	164	Roadsport	3	Giuseppe FELET	Caterham Roadsport -	2:58.670	9	9	4.847	0.233	87.68
28	28	270R	25	Paul FIELDER	Caterham 270R -	2:58.884	9	9	5.061	0.214	87.58
29	10	270R	26	James GILMOUR	Caterham 270R -	2:58.964	4	9	5.141	0.080	87.54
30	129	Roadsport	4	Will ROSSETTI	Caterham Roadsport -	2:59.519	3	9	5.696	0.555	87.27
31	174	Roadsport	5	Alan VENTERS	Caterham Roadsport -	2:59.704	6	9	5.881	0.185	87.18
32	2	Roadsport	6	Andy LEES	Caterham Roadsport -	2:59.927	6	9	6.104	0.223	87.07
33	15 *	Roadsport	7	Ben LOPEZ-APPLETON	Caterham Roadsport -	3:00.090	2	9	6.267	0.163	86.99
34	37 *	Roadsport	8	Tom BROWN	Caterham Roadsport -	3:00.312	6	9	6.489	0.222	86.89
35	72	270R	27	Mark SMITH	Caterham 270R -	3:00.346	2	8	6.523	0.034	86.87
36	195	Roadsport	9	Tom POWER	Caterham Roadsport - Listers	3:00.391	8	9	6.568	0.045	86.85
37	84	Roadsport	10	Andrew MURGATROYD	Caterham Roadsport -	3:00.422	6	9	6.599	0.031	86.83
38	29	270R	28	Alastair CURREY	Caterham 270R -	3:00.514	8	9	6.691	0.092	86.79
39	63	270R	29	Scott PARKER	Caterham 270R -	3:00.541	8	8	6.718	0.027	86.78
40	22	Roadsport	11	Angelos ALVANOS	Caterham Roadsport -	3:01.023	7	9	7.200	0.482	86.54
41	23	270R	30	Andy MORGAN	Caterham 270R -	3:01.084	6	9	7.261	0.061	86.52
42	99 *	Roadsport	12	Gideon WILKINSON	Caterham Roadsport -	3:01.321	6	9	7.498	0.237	86.40
43	49 *	Roadsport	13	Glenn MOULE	Caterham Roadsport -	3:01.646	9	9	7.823	0.325	86.25
44	64	270R	31	Neal EVANS	Caterham 270R -	3:01.846	7	9	8.023	0.200	86.15
45	131	Roadsport	14	Max GAUNT	Caterham Roadsport -	3:02.194	6	9	8.371	0.348	85.99
46	14	Roadsport	15	Fraser JONES	Caterham Roadsport -	3:02.229	7	9	8.406	0.035	85.97
47	73	Roadsport	16	Dan CLAYPHAN	Caterham Roadsport -	3:02.321	3	8	8.498	0.092	85.93
48	53	Roadsport	17	Nicholas SMITH	Caterham Roadsport -	3:02.771	7	9	8.948	0.450	85.72
49	78 *	Roadsport	18	Guy BERRYMAN	Caterham Roadsport -	3:03.136	4	7	9.313	0.365	85.55
50	51 *	Roadsport	19	Graham DODRIDGE	Caterham Roadsport -	3:04.062	9	9	10.239	0.926	85.12
51	119	Roadsport	20	Stuart BELL	Caterham Roadsport -	3:04.794	1	2	10.971	0.732	84.78
52	117	Roadsport	21	Gary LAPIDUS	Caterham Roadsport -	3:04.900	2	9	11.077	0.106	84.73
53	69	Roadsport	22	Charlie MIZON	Caterham Roadsport -	3:05.817	8	9	11.994	0.917	84.31
54	16	Roadsport	23	James CROCKER	Caterham Roadsport -	3:06.469	2	9	12.646	0.652	84.02
55	41	Roadsport	24	Trevor CONWAY	Caterham Roadsport -	3:06.589	2	3	12.766	0.120	83.96
56	123	Roadsport	25	Anthony WARNER	Caterham Roadsport -	3:08.658	8	9	14.835	2.069	83.04
57	13 *	Roadsport	26	David THORNTON	Caterham Roadsport -	3:08.674	6	9	14.851	0.016	83.04
58	32	Roadsport	27	Alan THICKETT	Caterham Roadsport -	3:08.983	1	4	15.160	0.309	82.90
59	133	Roadsport	28	Ryan ERROLL	Caterham Roadsport -	3:09.763	4	5	15.940	0.780	82.56
60	44	Roadsport	29	Andrew SARGENT	Caterham Roadsport -	3:15.345	6	8	21.522	5.582	80.20

***Cars 13,15,36,37,49,51,57,78,99 - please fit a working transponder**

Spa-Francorchamps
Circuit Length = 4.3520 miles
Start: 14:25 Flag 14:55 End: 14:59

Weather / Track : Overcast / Dry

These results are provisional until the conclusion of any judicial and technical matters.

Clerk Of Course :	Steward :	Timekeeper :

Results can be found at www.tsl-timing.com

Printed - 14:59 Friday, 19 July 2019

Motul Seven 270R & Avon Tyres Caterham Roadsport Championships

TESTING 3 - BEST SECTORS

	SECTOR 1			SECTOR 2			SECTOR 3		
POS	NO	NAME	TIME	NO	NAME	TIME	NO	NAME	TIME
1	12	CLOWES	50.754	80	SHEPPARD	1:16.670	25	FRASER	45.183
2	17	ALLEN	50.797	3	MURPHY	1:17.041	80	SHEPPARD	45.210
3	19	MACDONALD	50.863	5	MONKS	1:17.137	17	ALLEN	45.300
4	74	PRATT	51.057	79	THOMPSON	1:17.202	86	LUSIGNAN	45.489
5	11	MOORE	51.122	11	MOORE	1:17.548	11	MOORE	45.551
6	33	CREAK	51.191	77	FRENCH	1:17.614	79	THOMPSON	45.581
7	6	HEAP	51.248	17	ALLEN	1:17.850	12	CLOWES	45.669
8	25	FRASER	51.286	12	CLOWES	1:17.877	5	MONKS	45.787
9	68	GOODWIN	51.334	6	HEAP	1:18.139	33	CREAK	45.788
10	3	MURPHY	51.413	74	PRATT	1:18.266	3	MURPHY	45.810
11	80	SHEPPARD	51.608	68	GOODWIN	1:18.277	19	MACDONALD	45.855
12	5	MONKS	51.713	19	MACDONALD	1:18.314	77	FRENCH	45.868
13	72	SMITH	51.802	88	MCCALL	1:18.464	68	GOODWIN	45.938
14	79	THOMPSON	51.837	10	GILMOUR	1:18.486	6	HEAP	45.974
15	77	FRENCH	51.933	25	FRASER	1:18.493	9	BEVAN	46.028
16	86	LUSIGNAN	52.042	86	LUSIGNAN	1:18.503	21	JARRATT	46.069
17	9	BEVAN	52.148	70	HOFFMANN	1:18.529	74	PRATT	46.082
18	28	FIELDER	52.149	9	BEVAN	1:18.533	88	MCCALL	46.153
19	88	MCCALL	52.191	164	FELET	1:18.581	95	MELTON	46.180
20	95	MELTON	52.256	95	MELTON	1:18.597	28	FIELDER	46.286
21	21	JARRATT	52.370	76	CLEGG	1:18.733	10	GILMOUR	46.370
22	8	ISHERWOOD	52.425	129	ROSSETTI	1:18.737	76	CLEGG	46.371
23	10	GILMOUR	52.626	84	MURGATROYD	1:18.750	8	ISHERWOOD	46.398
24	2	LEES	52.628	142	BUCKLEY	1:18.754	70	HOFFMANN	46.481
25	76	CLEGG	52.655	42	FORTESCUE	1:18.860	42	FORTESCUE	46.489
26	84	MURGATROYD	52.660	33	CREAK	1:18.920	142	BUCKLEY	46.512
27	42	FORTESCUE	52.681	8	ISHERWOOD	1:18.972	174	VENTERS	46.574
28	164	FELET	52.694	2	LEES	1:18.992	72	SMITH	46.575
29	142	BUCKLEY	52.768	21	JARRATT	1:19.005	164	FELET	46.584
30	195	POWER	52.863	174	VENTERS	1:19.088	73	CLAYPHAN	46.940
31	29	CURREY	52.883	28	FIELDER	1:19.310	2	LEES	46.945
32	63	PARKER	53.032	195	POWER	1:19.330	64	EVANS	46.947
33	70	HOFFMANN	53.062	63	PARKER	1:19.406	22	ALVANOS	46.969
34	129	ROSSETTI	53.081	23	MORGAN	1:19.611	84	MURGATROYD	46.991
35	174	VENTERS	53.187	22	ALVANOS	1:19.658	63	PARKER	47.060
36	41	CONWAY	53.269	29	CURREY	1:19.790	29	CURREY	47.108
37	53	SMITH	53.304	131	GAUNT	1:20.195	129	ROSSETTI	47.133
38	22	ALVANOS	53.329	14	JONES	1:20.284	195	POWER	47.175
39	64	EVANS	53.365	72	SMITH	1:20.519	131	GAUNT	47.256
40	131	GAUNT	53.596	53	SMITH	1:20.699	53	SMITH	47.279
41	23	MORGAN	53.656	64	EVANS	1:20.959	14	JONES	47.290
42	14	JONES	53.783	73	CLAYPHAN	1:21.088	23	MORGAN	47.296
43	73	CLAYPHAN	54.145	69	MIZON	1:21.278	41	CONWAY	47.504
44	119	BELL	54.173	117	LAPIDUS	1:21.355	69	MIZON	47.919
45	117	LAPIDUS	54.654	119	BELL	1:21.605	16	CROCKER	47.941
46	16	CROCKER	54.774	16	CROCKER	1:21.880	117	LAPIDUS	48.083
47	69	MIZON	54.842	123	WARNER	1:22.964	119	BELL	48.255
48	133	ERROLL	55.115	32	THICKETT	1:23.027	32	THICKETT	48.996
49	123	WARNER	55.503	41	CONWAY	1:24.256	123	WARNER	49.024
50	32	THICKETT	56.960	133	ERROLL	1:24.265	133	ERROLL	49.594
51	44	SARGENT	57.686	44	SARGENT	1:25.435	44	SARGENT	50.900
52									
53									
54									
55									
56									
57									
58									
59									
60									

IDEAL / BEST COMPARISON					
POS	NO	NAME	IDEAL	BEST	DIFF
		PERFECT LAP	2:52.607		
1	80	SHEPPARD	2:53.488	2:53.823	0.335
2	17	ALLEN	2:53.947	2:54.722	0.775
3	11	MOORE	2:54.221	2:54.759	0.538
4	3	MURPHY	2:54.264	2:54.586	0.322
5	12	CLOWES	2:54.300	2:55.877	1.577
6	79	THOMPSON	2:54.620	2:55.440	0.820
7	5	MONKS	2:54.637	2:55.306	0.669
8	25	FRASER	2:54.962	2:55.779	0.817
9	19	MACDONALD	2:55.032	2:56.460	1.428
10	6	HEAP	2:55.361	2:55.527	0.166
11	74	PRATT	2:55.405	2:56.050	0.645
12	77	FRENCH	2:55.415	2:55.415	0.000
13	68	GOODWIN	2:55.549	2:56.662	1.113
14	33	CREAK	2:55.899	2:56.264	0.365
15	86	LUSIGNAN	2:56.034	2:56.195	0.161
16	9	BEVAN	2:56.709	2:57.788	1.079
17	88	MCCALL	2:56.808	2:57.437	0.629
18	95	MELTON	2:57.033	2:57.063	0.030
19	21	JARRATT	2:57.444	2:57.770	0.326
20	10	GILMOUR	2:57.482	2:58.964	1.482
21	28	FIELDER	2:57.745	2:58.884	1.139
22	76	CLEGG	2:57.759	2:57.898	0.139
23	8	ISHERWOOD	2:57.795	2:58.181	0.386
24	164	FELET	2:57.859	2:58.670	0.811
25	42	FORTESCUE	2:58.030	2:58.437	0.407
26	142	BUCKLEY	2:58.034	2:58.357	0.323
27	70	HOFFMANN	2:58.072	2:58.072	0.000
28	84	MURGATROYD	2:58.401	3:00.422	2.021
29	2	LEES	2:58.565	2:59.927	1.362
30	174	VENTERS	2:58.849	2:59.704	0.855
31	72	SMITH	2:58.896	3:00.346	1.450
32	129	ROSSETTI	2:58.951	2:59.519	0.568
33	195	POWER	2:59.368	3:00.391	1.023
34	63	PARKER	2:59.498	3:00.541	1.043
35	29	CURREY	2:59.781	3:00.514	0.733
36	22	ALVANOS	2:59.956	3:01.023	1.067
37	23	MORGAN	3:00.563	3:01.084	0.521
38	131	GAUNT	3:01.047	3:02.194	1.147
39	64	EVANS	3:01.271	3:01.846	0.575
40	53	SMITH	3:01.282	3:02.771	1.489
41	14	JONES	3:01.357	3:02.229	0.872
42	73	CLAYPHAN	3:02.173	3:02.321	0.148
43	119	BELL	3:04.033	3:04.794	0.761
44	69	MIZON	3:04.039	3:05.817	1.778
45	117	LAPIDUS	3:04.092	3:04.900	0.808
46	16	CROCKER	3:04.595	3:06.469	1.874
47	41	CONWAY	3:05.029	3:06.589	1.560
48	123	WARNER	3:07.491	3:08.658	1.167
49	133	ERROLL	3:08.974	3:09.763	0.789
50	32	THICKETT	3:08.983	3:08.983	0.000
51	44	SARGENT	3:14.021	3:15.345	1.324
52	49	MOULE		3:01.646	
53	99	WILKINSON		3:01.321	
54	15	LOPEZ-APPLETON		3:00.090	
55	78	BERRYMAN		3:03.136	
56	51	DODRIDGE		3:04.062	
57	57	PARMAR		2:57.148	
58	37	BROWN		3:00.312	
59	36	HALSTEAD		2:54.710	
60	13	THORNTON		3:08.674	

Weather / Track : Overcast / Dry

Spa-Francorchamps
Circuit Length = 4.3520 miles
Start: 14:25 Flag 14:55 End: 14:59

Results can be found at www.tsl-timing.com

Printed - 15:01 Friday, 19 July 2019

Motul Seven 270R & Avon Tyres Caterham Roadsport Championships

TESTING 3 - BEST SPEEDS

	INTERMEDIATE 1			INTERMEDIATE 2			FINISH LINE		
POS	NO	NAME	MPH	NO	NAME	MPH	NO	NAME	MPH
1	17	ALLEN	120.2	80	SHEPPARD	86.1	17	ALLEN	79.8
2	25	FRASER	119.6	12	CLOWES	85.9	80	SHEPPARD	79.7
3	11	MOORE	118.7	17	ALLEN	85.8	3	MURPHY	79.4
4	74	PRATT	118.7	9	BEVAN	85.8	5	MONKS	79.4
5	19	MACDONALD	118.5	5	MONKS	85.5	19	MACDONALD	79.4
6	88	MCCALL	118.3	77	FRENCH	85.4	25	FRASER	78.7
7	33	CREAK	117.9	95	MELTON	85.4	12	CLOWES	78.7
8	80	SHEPPARD	117.7	21	JARRATT	85.4	11	MOORE	78.6
9	6	HEAP	117.3	19	MACDONALD	85.2	6	HEAP	78.6
10	12	CLOWES	117.1	11	MOORE	85.1	79	THOMPSON	78.5
11	77	FRENCH	116.3	79	THOMPSON	85.1	86	LUSIGNAN	78.4
12	86	LUSIGNAN	116.3	25	FRASER	85.1	68	GOODWIN	78.4
13	142	BUCKLEY	116.1	86	LUSIGNAN	85.0	21	JARRATT	78.4
14	72	SMITH	116.1	33	CREAK	84.9	76	CLEGG	78.3
15	68	GOODWIN	115.9	88	MCCALL	84.9	74	PRATT	78.2
16	3	MURPHY	115.7	72	SMITH	84.9	33	CREAK	78.1
17	95	MELTON	115.7	3	MURPHY	84.7	28	FIELDER	78.1
18	9	BEVAN	115.7	129	ROSSETTI	84.7	77	FRENCH	78.0
19	10	GILMOUR	115.7	8	ISHERWOOD	84.6	88	MCCALL	77.9
20	5	MONKS	115.5	74	PRATT	84.5	72	SMITH	77.9
21	79	THOMPSON	115.1	68	GOODWIN	84.5	29	CURREY	77.9
22	21	JARRATT	115.1	42	FORTESCUE	84.3	8	ISHERWOOD	77.4
23	53	SMITH	114.7	76	CLEGG	84.0	129	ROSSETTI	77.2
24	164	FELET	113.9	142	BUCKLEY	84.0	10	GILMOUR	77.0
25	84	MURGATROYD	113.7	164	FELET	84.0	73	CLAYPHAN	77.0
26	195	POWER	113.5	6	HEAP	83.8	70	HOFFMANN	76.9
27	174	VENTERS	112.9	174	VENTERS	83.8	64	EVANS	76.9
28	64	EVANS	112.9	195	POWER	83.8	174	VENTERS	76.8
29	14	JONES	112.9	28	FIELDER	83.7	2	LEES	76.8
30	29	CURREY	112.7	64	EVANS	83.5	131	GAUNT	76.8
31	41	CONWAY	112.7	131	GAUNT	83.5	142	BUCKLEY	76.7
32	70	HOFFMANN	112.5	70	HOFFMANN	83.3	195	POWER	76.7
33	131	GAUNT	112.5	10	GILMOUR	83.3	95	MELTON	76.6
34	76	CLEGG	112.4	29	CURREY	83.2	84	MURGATROYD	76.6
35	42	FORTESCUE	112.4	14	JONES	83.2	53	SMITH	76.5
36	28	FIELDER	112.2	53	SMITH	83.2	9	BEVAN	76.4
37	22	ALVANOS	112.2	2	LEES	83.1	164	FELET	76.4
38	2	LEES	112.0	22	ALVANOS	82.9	119	BELL	76.4
39	8	ISHERWOOD	111.8	84	MURGATROYD	82.7	41	CONWAY	76.4
40	117	LAPIDUS	111.8	63	PARKER	82.6	22	ALVANOS	76.2
41	63	PARKER	111.4	119	BELL	82.5	42	FORTESCUE	76.0
42	23	MORGAN	110.3	23	MORGAN	82.3	23	MORGAN	75.4
43	119	BELL	110.0	69	MIZON	82.3	16	CROCKER	75.4
44	69	MIZON	109.6	73	CLAYPHAN	81.4	69	MIZON	75.2
45	129	ROSSETTI	109.4	41	CONWAY	80.8	14	JONES	75.0
46	32	THICKETT	109.1	32	THICKETT	80.6	133	ERROLL	74.8
47	73	CLAYPHAN	108.2	117	LAPIDUS	80.3	63	PARKER	74.6
48	123	WARNER	107.8	133	ERROLL	80.2	117	LAPIDUS	74.2
49	44	SARGENT	106.5	44	SARGENT	80.1	32	THICKETT	74.2
50	16	CROCKER	105.6	123	WARNER	79.7	123	WARNER	73.7
51	133	ERROLL	105.6	16	CROCKER	79.5	44	SARGENT	72.3
52									
53									
54									
55									
56									
57									
58									
59									
60									

Weather / Track : Overcast / Dry

Spa-Francorchamps
Circuit Length = 4.3520 miles
Start: 14:25 Flag 14:55 End: 14:59

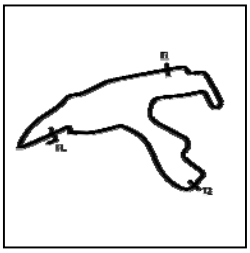

Motul Seven 270R & Avon Tyres Caterham Roadsport Championships

TESTING 3 - SECTOR ANALYSIS

SECTOR 1 = FL to I1, SECTOR 2 = I1 to I2, SECTOR 3 = I2 to FL, DIFF = Difference To Personal Best Lap, P = Crossed Finish Line in Pit Lane, D = Time Disallowed

P1 80 270R Matt SHEPPARD Caterham 270R -

IDEAL LAP TIME : 2:53.488 BEST LAP TIME : 2:53.823 DIFFERENCE : 0.335

LAP	SECTOR 1		SECTOR 2		SECTOR 3		LAP TIME		MPH	DIFF	TIME OF DAY
1 -	52.536	111.6	1:17.399	85.1	46.005	75.8	2:55.940		89.05	2.117	14:31:01.671
2 -	***51.608***	***117.7***	1:17.794	83.7	45.400	77.8	2:54.802	**(3)**	89.62	0.979	14:33:56.473
3 -	51.720	112.7	1:17.144	84.8	***45.210***	79.4	2:54.074	**(2)**	90.00	0.251	14:36:50.547
4 -	51.945	108.4	1:17.867	83.6	46.927	***79.7***	2:56.739		88.64	2.916	14:39:47.286
5 -	52.725	107.8	1:17.928	82.4	47.766	77.9	2:58.419		87.81	4.596	14:42:45.705
6 -	51.649	112.5	1:18.926	82.9	48.529	77.7	2:59.104		87.47	5.281	14:45:44.809
7 -	52.337	111.6	1:17.182	82.5	50.269	77.4	2:59.788		87.14	5.965	14:48:44.597
8 -	51.884	112.9	***1:16.670***	***86.1***	45.269	77.8	***2:53.823***	**(1)**	***90.13***		***14:51:38.420***
9 -	52.189	111.6	1:21.006	82.7	47.410	76.8	3:00.605		86.75	6.782	14:54:39.025
10 -	52.342	111.8	1:16.705	85.2	45.829	69.6	2:54.876		89.59	1.053	14:57:33.901

P2 3 270R James MURPHY Caterham 270R - DPR Motorsport

IDEAL LAP TIME : 2:54.264 BEST LAP TIME : 2:54.586 DIFFERENCE : 0.322

LAP	SECTOR 1		SECTOR 2		SECTOR 3		LAP TIME		MPH	DIFF	TIME OF DAY
1 -	53.333	110.1	1:19.475	***84.7***	46.426	76.5	2:59.234		87.41	4.648	14:30:56.990
2 -	51.877	110.0	1:17.672	83.6	46.365	76.7	2:55.914		89.06	1.328	14:33:52.904
3 -	52.248	112.5	1:18.563	82.7	46.581	78.3	2:57.392		88.32	2.806	14:36:50.296
4 -	52.380	106.5	1:18.401	84.4	47.699	***79.4***	2:58.480		87.78	3.894	14:39:48.776
5 -	51.441	114.9	1:18.286	84.2	46.204	76.8	2:55.931		89.05	1.345	14:42:44.707
6 -	52.412	110.3	1:19.730	81.5	49.201	77.3	3:01.343		86.39	6.757	14:45:46.050
7 -	51.526	***115.7***	1:17.379	84.6	45.986	76.7	2:54.891	**(2)**	89.58	0.305	14:48:40.941
8 -	***51.413***	111.6	1:18.330	83.2	50.789	78.0	3:00.532		86.78	5.946	14:51:41.473
9 -	51.735	113.3	***1:17.041***	84.4	***45.810***	77.5	***2:54.586***	**(1)**	***89.74***		***14:54:36.059***
10 -	51.452	112.5	1:17.291	83.3	46.732	77.2	2:55.475	**(3)**	89.28	0.889	14:57:31.534

P3 36 270R Daniel HALSTEAD Caterham 270R - DPR Motorsport

IDEAL LAP TIME : BEST LAP TIME : 2:54.710 DIFFERENCE :

LAP	SECTOR 1		SECTOR 2		SECTOR 3		LAP TIME		MPH	DIFF	TIME OF DAY
1 -							2:58.990		87.53	4.280	14:30:56.178
2 -							2:56.195	**(3)**	88.92	1.485	14:33:52.373
3 -							2:59.187		87.43	4.477	14:36:51.560
4 -							2:55.231	**(2)**	89.41	0.521	14:39:46.791
5 -							2:58.378		87.83	3.668	14:42:45.169
6 -							2:57.780		88.12	3.070	14:45:42.949
7 -							2:57.453		88.29	2.743	14:48:40.402
8 -							2:59.862		87.10	5.152	14:51:40.264
9 -							***2:54.710***	**(1)**	***89.67***		***14:54:34.974***
10 -							2:57.623		88.20	2.913	14:57:32.597

P4 17 270R Tom ALLEN Caterham 270R -

IDEAL LAP TIME : 2:53.947 BEST LAP TIME : 2:54.722 DIFFERENCE : 0.775

LAP	SECTOR 1		SECTOR 2		SECTOR 3		LAP TIME		MPH	DIFF	TIME OF DAY
1 -	***50.797***	***120.2***	1:20.090	81.8	47.639	78.3	2:58.526		87.76	3.804	14:31:10.802
2 -	51.555	117.5	1:19.915	83.4	45.396	78.6	2:56.866	**(3)**	88.58	2.144	14:34:07.668
3 -	51.303	118.1	1:22.982	84.2	46.957	78.9	3:01.242		86.44	6.520	14:37:08.910
4 -	51.802	118.5	1:19.529	85.7	46.186	77.5	2:57.517		88.25	2.795	14:40:06.427
5 -	55.066	74.8	1:33.216	72.6	1:07.734	75.6	3:36.016		72.52	41.294	14:43:42.443
6 -	55.662	90.6	1:18.740	84.7	46.493	78.7	3:00.895		86.61	6.173	14:46:43.338
7 -	51.553	118.9	1:17.869	***85.8***	***45.300***	78.0	***2:54.722***	**(1)**	***89.67***		***14:49:38.060***
8 -	52.235	111.8	***1:17.850***	83.8	46.436	78.4	2:56.521	**(2)**	88.75	1.799	14:52:34.581
9 -	52.572	111.8	1:18.317	83.7	46.546	77.1	2:57.435		88.29	2.713	14:55:32.016

Weather / Track : Overcast / Dry

Spa-Francorchamps
Circuit Length = 4.3520 miles
Start: 14:25 Flag 14:55 End: 14:59

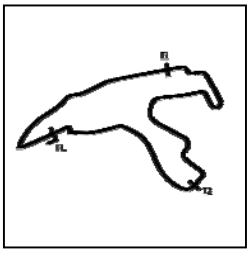

Motul Seven 270R & Avon Tyres Caterham Roadsport Championships

TESTING 3 - SECTOR ANALYSIS

SECTOR 1 = FL to I1, SECTOR 2 = I1 to I2, SECTOR 3 = I2 to FL, DIFF = Difference To Personal Best Lap, P = Crossed Finish Line in Pit Lane, D = Time Disallowed

P5 11 270R Chris MOORE — Caterham 270R - DPR Motorsport

IDEAL LAP TIME : 2:54.221 BEST LAP TIME : 2:54.759 DIFFERENCE : 0.538

LAP	SECTOR 1		SECTOR 2		SECTOR 3		LAP TIME		MPH	DIFF	TIME OF DAY
1 -	51.965	117.9	1:20.294	83.5	IN PIT		3:06.479	P	84.01	11.720	14:31:20.515
2 -	OUTLAP	110.3	1:18.054	81.5	45.933	77.5	4:05.224		63.89	1:10.465	14:35:25.739
3 -	51.569	***118.7***	1:18.770	82.4	45.664	77.6	2:56.003		89.01	1.244	14:38:21.742
4 -	51.779	114.1	1:17.666	***85.1***	45.811	77.9	2:55.256	(3)	89.39	0.497	14:41:16.998
5 -	***51.122***	117.3	1:19.768	78.2	46.156	***78.6***	2:57.046		88.49	2.287	14:44:14.044
6 -	51.301	116.9	***1:17.548***	82.7	45.910	78.2	***2:54.759***	(1)	***89.65***		***14:47:08.803***
7 -	52.210	111.8	1:18.091	84.5	***45.551***	76.8	2:55.852		89.09	1.093	14:50:04.655
8 -	52.197	113.3	1:18.189	84.6	48.443	77.5	2:58.829		87.61	4.070	14:53:03.484
9 -	51.692	114.3	1:17.589	83.2	45.858	76.8	2:55.139	(2)	89.45	0.380	14:55:58.623

P6 5 270R Gregory MONKS — Caterham 270R -

IDEAL LAP TIME : 2:54.637 BEST LAP TIME : 2:55.306 DIFFERENCE : 0.669

LAP	SECTOR 1		SECTOR 2		SECTOR 3		LAP TIME		MPH	DIFF	TIME OF DAY
1 -	53.820	113.5	1:19.429	83.1	***45.787***	78.9	2:59.036		87.51	3.730	14:30:57.684
2 -	52.267	***115.5***	***1:17.137***	***85.5***	45.902	79.0	***2:55.306***	(1)	***89.37***		***14:33:52.990***
3 -	***51.713***	113.7	1:18.232	82.3	46.391	77.5	2:56.336	(2)	88.85	1.030	14:36:49.326
4 -	53.100	110.3	1:18.208	84.8	46.394	78.4	2:57.702		88.16	2.396	14:39:47.028
5 -	52.858	110.3	1:18.183	83.6	46.014	78.0	2:57.055		88.48	1.749	14:42:44.083
6 -	53.023	110.9	1:18.282	83.6	46.706	76.4	2:58.011		88.01	2.705	14:45:42.094
7 -	53.053	110.3	1:18.202	82.8	46.241	77.3	2:57.496		88.26	2.190	14:48:39.590
8 -	52.653	111.6	1:18.564	84.3	46.524	76.2	2:57.741		88.14	2.435	14:51:37.331
9 -	52.701	111.1	1:18.549	83.6	46.384	77.3	2:57.634		88.20	2.328	14:54:34.965
10 -	52.682	111.4	1:17.654	***85.5***	46.414	77.2	2:56.750	(3)	88.64	1.444	14:57:31.715

P7 77 270R Daniel FRENCH — Caterham 270R -

IDEAL LAP TIME : 2:55.415 BEST LAP TIME : 2:55.415 DIFFERENCE : 0.000

LAP	SECTOR 1		SECTOR 2		SECTOR 3		LAP TIME		MPH	DIFF	TIME OF DAY
1 -	52.483	112.4	1:18.197	80.0	46.738	77.9	2:57.418		88.30	2.003	14:31:57.040
2 -	52.305	***116.3***	1:17.803	83.4	46.532	76.1	2:56.640		88.69	1.225	14:34:53.680
3 -	52.873	111.6	1:17.853	83.7	46.126	76.6	2:56.852		88.59	1.437	14:37:50.532
4 -	52.098	113.1	1:17.844	82.2	46.261	76.9	2:56.203	(2)	88.91	0.788	14:40:46.735
5 -	52.162	112.2	1:19.687	80.0	47.488	76.0	2:59.337		87.36	3.922	14:43:46.072
6 -	52.291	115.1	1:17.729	***85.4***	46.286	76.4	2:56.306	(3)	88.86	0.891	14:46:42.378
7 -	52.273	112.0	1:17.796	82.5	47.125	***78.0***	2:57.194		88.42	1.779	14:49:39.572
8 -	53.344	112.7	1:18.576	83.3	45.955	76.6	2:57.875		88.08	2.460	14:52:37.447
9 -	***51.933***	113.9	***1:17.614***	85.2	***45.868***	76.9	***2:55.415***	(1)	***89.31***		***14:55:32.862***

P8 79 270R Lewis THOMPSON — Caterham 270R - DW Motorsport

IDEAL LAP TIME : 2:54.620 BEST LAP TIME : 2:55.440 DIFFERENCE : 0.820

LAP	SECTOR 1		SECTOR 2		SECTOR 3		LAP TIME		MPH	DIFF	TIME OF DAY
1 -	52.461	112.9	1:17.557	83.4	46.155	77.4	2:56.173		88.93	0.733	14:32:23.867
2 -	***51.837***	107.7	1:20.507	83.6	46.450	76.9	2:58.794		87.62	3.354	14:35:22.661
3 -	52.632	111.6	1:18.179	83.0	46.048	77.3	2:56.859		88.58	1.419	14:38:19.520
4 -	52.631	111.6	1:17.704	84.0	46.013	***78.5***	2:56.348		88.84	0.908	14:41:15.868
5 -	52.106	113.1	1:18.417	84.7	46.193	77.6	2:56.716		88.65	1.276	14:44:12.584
6 -	52.414	111.6	1:18.315	83.6	45.997	77.7	2:56.726		88.65	1.286	14:47:09.310
7 -	52.042	***115.1***	***1:17.202***	83.6	46.231	78.4	2:55.475	(2)	89.28	0.035	14:50:04.785
8 -	52.286	112.4	1:18.262	***85.1***	***45.581***	77.9	2:56.129	(3)	88.95	0.689	14:53:00.914
9 -	51.993	114.5	1:17.223	83.1	46.224	77.8	***2:55.440***	(1)	***89.30***		***14:55:56.354***

Weather / Track : Overcast / Dry

Spa-Francorchamps
Circuit Length = 4.3520 miles
Start: 14:25 Flag 14:55 End: 14:59

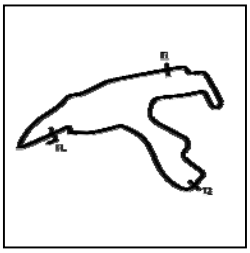

Motul Seven 270R & Avon Tyres Caterham Roadsport Championships

TESTING 3 - SECTOR ANALYSIS

SECTOR 1 = FL to I1, SECTOR 2 = I1 to I2, SECTOR 3 = I2 to FL, DIFF = Difference To Personal Best Lap, P = Crossed Finish Line in Pit Lane, D = Time Disallowed

P9 6 270R Justin HEAP

Caterham 270R -

IDEAL LAP TIME : 2:55.361 BEST LAP TIME : 2:55.527 DIFFERENCE : 0.166

LAP	SECTOR 1		SECTOR 2		SECTOR 3		LAP TIME		MPH	DIFF	TIME OF DAY
1 -	55.634	105.8	1:28.904	82.1	49.799	73.7	3:14.337		80.62	18.810	14:31:10.999
2 -					IN PIT		10:48.075	P	24.17	7:52.548	14:41:59.074
3 -	OUTLAP	110.7	1:19.662	83.6	1:01.538	76.7	3:34.558		73.02	39.031	14:45:33.632
4 -	53.027	109.8	1:21.297	75.4	54.547	77.4	3:08.871		82.95	13.344	14:48:42.503
5 -	51.939	113.3	1:18.168	83.4	46.140	***78.6***	2:56.247	(2)	88.89	0.720	14:51:38.750
6 -	***51.248***	116.3	1:19.096	***83.8***	47.535	78.3	2:57.879	(3)	88.07	2.352	14:54:36.629
7 -	51.414	***117.3***	***1:18.139***	83.1	***45.974***	77.4	***2:55.527***	(1)	***89.25***		***14:57:32.156***

P10 25 270R Neil FRASER

Caterham 270R -

IDEAL LAP TIME : 2:54.962 BEST LAP TIME : 2:55.779 DIFFERENCE : 0.817

LAP	SECTOR 1		SECTOR 2		SECTOR 3		LAP TIME		MPH	DIFF	TIME OF DAY
1 -	51.875	114.3	1:21.047	83.0	47.645	77.5	3:00.567		86.76	4.788	14:31:11.777
2 -	51.769	***119.6***	1:19.832	83.7	45.979	76.6	2:57.580		88.22	1.801	14:34:09.357
3 -	51.342	117.5	1:22.253	84.7	46.851	78.0	3:00.446		86.82	4.667	14:37:09.803
4 -	51.718	117.7	1:20.943	84.2	48.448	78.4	3:01.109		86.50	5.330	14:40:10.912
5 -	51.782	115.7	1:18.831	84.6	***45.183***	***78.7***	2:55.796	(2)	89.12	0.017	14:43:06.708
6 -	***51.286***	117.9	1:18.629	84.2	45.864	76.4	***2:55.779***	(1)	***89.13***		***14:46:02.487***
7 -	52.057	112.9	***1:18.493***	84.9	45.445	76.4	2:55.995		89.02	0.216	14:48:58.482
8 -	52.683	101.9	1:20.595	***85.1***	48.814	77.7	3:02.092		86.04	6.313	14:52:00.574
9 -	52.151	103.0	1:19.227	84.6	46.362	77.7	2:57.740		88.14	1.961	14:54:58.314
10 -	51.432	118.9	1:18.921	84.8	45.578	78.5	2:55.931	(3)	89.05	0.152	14:57:54.245

P11 12 270R Toby CLOWES

Caterham 270R -

IDEAL LAP TIME : 2:54.300 BEST LAP TIME : 2:55.877 DIFFERENCE : 1.577

LAP	SECTOR 1		SECTOR 2		SECTOR 3		LAP TIME		MPH	DIFF	TIME OF DAY
1 -	52.637	113.1	1:21.261	83.7	46.258	77.2	3:00.156		86.96	4.279	14:31:00.229
2 -	52.735	111.8	1:18.301	84.5	***45.669***	***78.7***	2:56.705	(2)	88.66	0.828	14:33:56.934
3 -	51.398	111.1	1:34.886	84.4	47.292	76.7	3:13.576		80.93	17.699	14:37:10.510
4 -	51.004	***117.1***	1:19.528	84.5	46.636	78.3	2:57.168		88.43	1.291	14:40:07.678
5 -	52.568	112.2	***1:17.877***	81.6	46.575	77.6	2:57.020	(3)	88.50	1.143	14:43:04.698
6 -	52.689	108.4	1:18.586	83.7	47.200	***78.7***	2:58.475		87.78	2.598	14:46:03.173
7 -	51.900	111.1	1:19.358	***85.9***	45.993	77.7	2:57.251		88.39	1.374	14:49:00.424
8 -	***50.754***	111.4	1:20.134	84.9	47.950	77.2	2:58.838		87.60	2.961	14:51:59.262
9 -	51.128	113.1	1:17.958	83.8	46.791	76.6	***2:55.877***	(1)	***89.08***		***14:54:55.139***
10 -	52.682	111.4	1:18.708	83.5	46.116	77.9	2:57.506		88.26	1.629	14:57:52.645

P12 74 270R Oli PRATT

Caterham 270R - Geotechnical Experts Ltd

IDEAL LAP TIME : 2:55.405 BEST LAP TIME : 2:56.050 DIFFERENCE : 0.645

LAP	SECTOR 1		SECTOR 2		SECTOR 3		LAP TIME		MPH	DIFF	TIME OF DAY
1 -	51.913	114.7	1:22.125	81.9	46.326	75.4	3:00.364		86.86	4.314	14:31:07.794
2 -	52.659	112.5	1:18.619	83.2	46.693	77.5	2:57.971		88.03	1.921	14:34:05.765
3 -	52.096	114.7	1:23.239	83.7	46.125	76.0	3:01.460		86.34	5.410	14:37:07.225
4 -	53.286	111.1	1:20.122	83.7	46.906	76.9	3:00.314		86.89	4.264	14:40:07.539
5 -	54.256	112.4	1:20.053	83.5	***46.082***	77.4	3:00.391		86.85	4.341	14:43:07.930
6 -	51.225	118.1	***1:18.266***	***84.5***	46.559	***78.2***	***2:56.050***	(1)	***88.99***		***14:46:03.980***
7 -	51.214	114.9	1:20.660	83.1	46.491	76.0	2:58.365		87.83	2.315	14:49:02.345
8 -	52.688	116.1	1:19.043	83.9	47.315	76.7	2:59.046		87.50	2.996	14:52:01.391
9 -	51.169	117.7	1:18.512	83.4	46.604	74.3	2:56.285	(2)	88.87	0.235	14:54:57.676
10 -	***51.057***	***118.7***	1:19.661	83.6	46.123	78.1	2:56.841	(3)	88.59	0.791	14:57:54.517

Weather / Track : Overcast / Dry

Spa-Francorchamps
Circuit Length = 4.3520 miles
Start: 14:25 Flag 14:55 End: 14:59

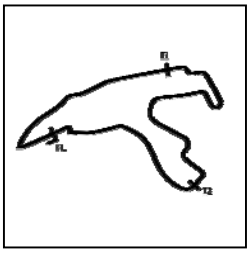

Motul Seven 270R & Avon Tyres Caterham Roadsport Championships

TESTING 3 - SECTOR ANALYSIS

SECTOR 1 = FL to I1, SECTOR 2 = I1 to I2, SECTOR 3 = I2 to FL, DIFF = Difference To Personal Best Lap, P = Crossed Finish Line in Pit Lane, D = Time Disallowed

P13 86 270R James DE LUSIGNAN — Caterham 270R -

IDEAL LAP TIME : 2:56.034 BEST LAP TIME : 2:56.195 DIFFERENCE : 0.161

LAP	SECTOR 1		SECTOR 2		SECTOR 3		LAP TIME	MPH	DIFF	TIME OF DAY
1 -	52.394	116.1	1:19.489	83.6	46.685	75.9	2:58.568	87.73	2.373	14:31:05.066
2 -	53.310	113.1	1:19.283	83.4	46.489	76.6	2:59.082	87.48	2.887	14:34:04.148
3 -	53.142	111.1	1:23.428	83.1	46.653	78.2	3:03.223	85.51	7.028	14:37:07.371
4 -	52.976	110.9	1:19.453	82.7	46.973	77.4	2:59.402	87.33	3.207	14:40:06.773
5 -	52.592	108.5	1:18.585	82.8	47.136	***78.4***	2:58.313	87.86	2.118	14:43:05.086
6 -	52.174	111.6	***1:18.503***	82.7	46.948	77.4	2:57.625 **(3)**	88.20	1.430	14:46:02.711
7 -	***52.042***	***116.3***	1:18.664	84.0	***45.489***	77.5	***2:56.195*** **(1)**	***88.92***		***14:48:58.906***
8 -	52.135	112.4	1:19.986	82.3	47.314	77.6	2:59.435	87.31	3.240	14:51:58.341
9 -	52.325	111.2	1:18.831	83.9	46.761	77.1	2:57.917	88.06	1.722	14:54:56.258
10 -	52.345	112.5	1:18.924	***85.0***	46.267	73.4	2:57.536 **(2)**	88.24	1.341	14:57:53.794

P14 33 270R Matthew CREAK — Caterham 270R - Team CRC Transport Limited

IDEAL LAP TIME : 2:55.899 BEST LAP TIME : 2:56.264 DIFFERENCE : 0.365

LAP	SECTOR 1		SECTOR 2		SECTOR 3		LAP TIME	MPH	DIFF	TIME OF DAY
1 -	52.236	110.5	1:23.493	83.5	46.918	77.1	3:02.647	85.78	6.383	14:31:14.154
2 -	52.436	***117.9***	1:19.054	84.7	***45.788***	77.2	2:57.278 **(3)**	88.37	1.014	14:34:11.432
3 -	51.729	117.7	1:20.579	83.5	46.874	76.5	2:59.182	87.43	2.918	14:37:10.614
4 -	51.804	117.5	1:19.128	***84.9***	47.486	***78.1***	2:58.418	87.81	2.154	14:40:09.032
5 -	52.515	111.2	1:19.163	84.2	46.939	77.0	2:58.617	87.71	2.353	14:43:07.649
6 -	51.775	112.0	1:19.514	83.5	47.890	75.5	2:59.179	87.44	2.915	14:46:06.828
7 -	51.474	115.5	***1:18.920***	83.6	46.118	76.5	2:56.512 **(2)**	88.76	0.248	14:49:03.340
8 -	51.703	108.2	1:19.558	84.7	46.484	77.3	2:57.745	88.14	1.481	14:52:01.085
9 -	***51.191***	116.7	1:19.150	84.8	45.923	74.8	***2:56.264*** **(1)**	***88.88***		***14:54:57.349***
10 -	51.863	114.1	1:20.244	83.8	46.322	76.7	2:58.429	87.80	2.165	14:57:55.778

P15 19 270R Graham MACDONALD — Caterham 270R -

IDEAL LAP TIME : 2:55.032 BEST LAP TIME : 2:56.460 DIFFERENCE : 1.428

LAP	SECTOR 1		SECTOR 2		SECTOR 3		LAP TIME	MPH	DIFF	TIME OF DAY
1 -	52.166	113.7	1:19.995	82.9	47.067	77.6	2:59.228	87.41	2.768	14:31:11.962
2 -	52.322	117.1	1:19.723	84.7	47.180	75.8	2:59.225	87.41	2.765	14:34:11.187
3 -	51.788	116.9	1:22.906	81.0	46.055	77.5	3:00.749	86.68	4.289	14:37:11.936
4 -	51.549	115.5	***1:18.314***	***85.2***	46.840	***79.4***	2:56.703 **(3)**	88.66	0.243	14:40:08.639
5 -	52.708	111.6	1:19.920	83.5	***45.855***	78.2	2:58.483	87.78	2.023	14:43:07.122
6 -	51.334	115.3	1:18.684	84.0	46.550	78.3	2:56.568 **(2)**	88.73	0.108	14:46:03.690
7 -	51.392	116.3	1:19.180	83.4	45.888	78.9	***2:56.460*** **(1)**	***88.78***		***14:49:00.150***
8 -	***50.863***	***118.5***	1:19.817	80.3	46.708	76.7	2:57.388	88.32	0.928	14:51:57.538
9 -	52.906	110.9	1:18.696	***85.2***	47.312	78.1	2:58.914	87.57	2.454	14:54:56.452
10 -	51.938	115.9	1:18.917	83.7	46.380	70.7	2:57.235	88.39	0.775	14:57:53.687

P16 68 270R Simon GOODWIN — Caterham 270R -

IDEAL LAP TIME : 2:55.549 BEST LAP TIME : 2:56.662 DIFFERENCE : 1.113

LAP	SECTOR 1		SECTOR 2		SECTOR 3		LAP TIME	MPH	DIFF	TIME OF DAY
1 -	53.020	111.6	1:22.076	83.0	46.780	76.0	3:01.876	86.14	5.214	14:31:08.411
2 -	53.137	***115.9***	1:19.030	83.8	46.210	***78.4***	2:58.377	87.83	1.715	14:34:06.788
3 -	52.248	114.9	1:23.269	***84.5***	46.091	77.1	3:01.608	86.27	4.946	14:37:08.396
4 -	51.895	111.1	1:19.658	84.3	48.559	77.7	3:00.112	86.98	3.450	14:40:08.508
5 -	52.812	114.3	1:18.440	83.2	46.528	77.9	2:57.780	88.12	1.118	14:43:06.288
6 -	51.842	107.7	1:18.638	84.4	46.188	78.2	2:56.668 **(2)**	88.68	0.006	14:46:02.956
7 -	51.925	113.9	1:18.799	84.4	***45.938***	75.7	***2:56.662*** **(1)**	***88.68***		***14:48:59.618***
8 -	***51.334***	***115.9***	1:19.750	81.0	47.422	76.4	2:58.506	87.77	1.844	14:51:58.124
9 -	52.373	113.3	***1:18.277***	83.4	47.010	76.6	2:57.660	88.18	0.998	14:54:55.784
10 -	51.963	112.9	1:19.128	83.5	46.466	76.6	2:57.557 **(3)**	88.23	0.895	14:57:53.341

Weather / Track : Overcast / Dry

Spa-Francorchamps
Circuit Length = 4.3520 miles
Start: 14:25 Flag 14:55 End: 14:59

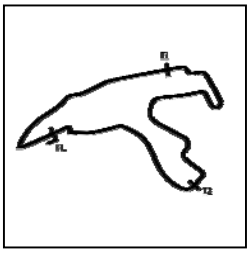

Motul Seven 270R & Avon Tyres Caterham Roadsport Championships

TESTING 3 - SECTOR ANALYSIS

SECTOR 1 = FL to I1, SECTOR 2 = I1 to I2, SECTOR 3 = I2 to FL, DIFF = Difference To Personal Best Lap, P = Crossed Finish Line in Pit Lane, D = Time Disallowed

P17 95 270R Al MELTON — Caterham 270R -

IDEAL LAP TIME : 2:57.033 BEST LAP TIME : 2:57.063 DIFFERENCE : 0.030

LAP	SECTOR 1		SECTOR 2		SECTOR 3		LAP TIME		MPH	DIFF	TIME OF DAY
1 -	52.339	111.4	1:23.223	82.2	47.595	72.0	3:03.157		85.54	6.094	14:37:08.101
2 -	52.883	***115.7***	1:19.826	84.8	46.564	71.9	2:59.273		87.39	2.210	14:40:07.374
3 -	55.551	106.5	1:19.109	***85.4***	46.299	76.6	3:00.959		86.58	3.896	14:43:08.333
4 -	***52.256***	113.7	1:18.613	84.6	46.194	72.7	***2:57.063***	**(1)**	***88.48***		***14:46:05.396***
5 -	53.187	112.9	1:19.570	84.5	***46.180***	75.3	2:58.937	**(3)**	87.55	1.874	14:49:04.333
6 -	53.115	112.2	***1:18.597***	84.5	46.590	75.1	2:58.302	**(2)**	87.87	1.239	14:52:02.635
7 -	53.773	112.2	1:18.644	84.0	47.520	69.6	2:59.937		87.07	2.874	14:55:02.572

P18 57 270R Nilesh PARMAR — Caterham 270R - DPR Motorsport

IDEAL LAP TIME : BEST LAP TIME : 2:57.148 DIFFERENCE :

LAP	SECTOR 1		SECTOR 2		SECTOR 3		LAP TIME		MPH	DIFF	TIME OF DAY
1 -							2:59.784		87.14	2.636	14:31:19.046
2 -							***2:57.148***	**(1)**	***88.44***		***14:34:16.194***
3 -							2:59.120		87.46	1.972	14:37:15.314
4 -							3:00.042		87.02	2.894	14:40:15.356
5 -							3:00.204		86.94	3.056	14:43:15.560
6 -							2:58.431	**(2)**	87.80	1.283	14:46:13.991
7 -							2:59.251		87.40	2.103	14:49:13.242
8 -							2:58.577	**(3)**	87.73	1.429	14:52:11.819
9 -							2:59.497		87.28	2.349	14:55:11.316

P19 88 270R James MCCALL — Caterham 270R -

IDEAL LAP TIME : 2:56.808 BEST LAP TIME : 2:57.437 DIFFERENCE : 0.629

LAP	SECTOR 1		SECTOR 2		SECTOR 3		LAP TIME		MPH	DIFF	TIME OF DAY
1 -	52.320	114.1	1:19.751	81.3	46.228	76.8	2:58.299	**(3)**	87.87	0.862	14:31:14.702
2 -	52.909	117.9	1:20.099	84.4	***46.153***	77.3	2:59.161		87.44	1.724	14:34:13.863
3 -	52.515	116.1	1:19.990	76.9	47.502	77.2	3:00.007		87.03	2.570	14:37:13.870
4 -	***52.191***	114.9	1:31.016	79.2	57.785	60.4	3:20.992		77.95	23.555	14:40:34.862
5 -	1:01.989	88.7	1:20.907	83.4	47.100	77.4	3:09.996		82.46	12.559	14:43:44.858
6 -	52.342	113.3	1:18.609	83.6	47.040	75.4	2:57.991	**(2)**	88.02	0.554	14:46:42.849
7 -	52.482	***118.3***	***1:18.464***	***84.9***	46.491	***77.9***	***2:57.437***	**(1)**	***88.29***		***14:49:40.286***

P20 21 270R Jonny JARRATT — Caterham 270R -

IDEAL LAP TIME : 2:57.444 BEST LAP TIME : 2:57.770 DIFFERENCE : 0.326

LAP	SECTOR 1		SECTOR 2		SECTOR 3		LAP TIME		MPH	DIFF	TIME OF DAY
1 -	53.272	111.2	1:20.431	84.7	***46.069***	77.3	2:59.772		87.15	2.002	14:34:13.318
2 -	53.086	113.1	1:20.230	74.7	47.797	***78.4***	3:01.113		86.50	3.343	14:37:14.431
3 -	52.923	***115.1***	1:21.776	83.9	47.037	76.9	3:01.736		86.21	3.966	14:40:16.167
4 -	52.445	103.7	1:21.440	83.9	46.431	77.7	3:00.316		86.88	2.546	14:43:16.483
5 -	52.544	114.5	***1:19.005***	84.6	46.221	77.7	***2:57.770***	**(1)**	***88.13***		***14:46:14.253***
6 -	52.692	113.7	1:19.366	85.1	46.489	76.4	2:58.547	**(2)**	87.75	0.777	14:49:12.800
7 -	53.253	111.8	1:19.205	84.9	47.031	77.0	2:59.489	**(3)**	87.28	1.719	14:52:12.289
8 -	***52.370***	112.2	1:21.047	***85.4***	46.128	76.4	2:59.545		87.26	1.775	14:55:11.834

P21 9 270R Jimmy BEVAN — Caterham 270R -

IDEAL LAP TIME : 2:56.709 BEST LAP TIME : 2:57.788 DIFFERENCE : 1.079

LAP	SECTOR 1		SECTOR 2		SECTOR 3		LAP TIME		MPH	DIFF	TIME OF DAY
1 -	52.734	113.1	1:21.114	***85.8***	47.298	***76.4***	3:01.146		86.49	3.358	14:34:18.408
2 -	53.041	110.3	1:19.671	84.4	47.019	74.5	2:59.731		87.17	1.943	14:37:18.139
3 -	54.245	111.2	1:20.232	84.6	***46.028***	76.0	3:00.505		86.79	2.717	14:40:18.644
4 -	***52.148***	112.9	1:21.155	84.5	46.446	76.0	2:59.749		87.16	1.961	14:43:18.393
5 -	52.780	***115.7***	***1:18.533***	84.8	46.475	76.2	***2:57.788***	**(1)**	***88.12***		***14:46:16.181***
6 -	52.775	110.9	1:19.309	85.1	46.191	76.0	2:58.275	**(2)**	87.88	0.487	14:49:14.456
7 -	52.232	114.3	1:20.077	83.5	46.477	76.0	2:58.786	**(3)**	87.63	0.998	14:52:13.242
8 -	52.260	114.9	1:19.874	83.5	46.872	76.2	2:59.006		87.52	1.218	14:55:12.248

Weather / Track : Overcast / Dry

Spa-Francorchamps
Circuit Length = 4.3520 miles
Start: 14:25 Flag 14:55 End: 14:59

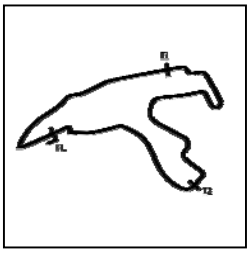

Motul Seven 270R & Avon Tyres Caterham Roadsport Championships

TESTING 3 - SECTOR ANALYSIS

SECTOR 1 = FL to I1, SECTOR 2 = I1 to I2, SECTOR 3 = I2 to FL, DIFF = Difference To Personal Best Lap, P = Crossed Finish Line in Pit Lane, D = Time Disallowed

P22 76 270R Richard CLEGG — Caterham 270R -

IDEAL LAP TIME : 2:57.759 BEST LAP TIME : 2:57.898 DIFFERENCE : 0.139

LAP	SECTOR 1		SECTOR 2		SECTOR 3		LAP TIME		MPH	DIFF	TIME OF DAY
1 -	53.905	109.6	1:19.422	82.4	47.002	76.9	3:00.329		86.88	2.431	14:33:51.387
2 -	53.911	90.0	1:19.825	83.7	47.230	76.7	3:00.966		86.57	3.068	14:36:52.353
3 -	52.678	110.7	1:19.414	83.8	46.618	***78.3***	2:58.710	**(3)**	87.66	0.812	14:39:51.063
4 -	52.794	***112.4***	***1:18.733***	83.3	***46.371***	77.5	***2:57.898***	**(1)**	***88.07***		***14:42:48.961***
5 -	52.932	112.0	1:19.567	83.6	46.661	77.6	2:59.160		87.44	1.262	14:45:48.121
6 -	***52.655***	***112.4***	1:19.119	***84.0***	46.424	***78.3***	2:58.198	**(2)**	87.92	0.300	14:48:46.319
7 -	52.912	112.0	1:19.491	83.6	47.034	75.4	2:59.437		87.31	1.539	14:51:45.756
8 -	53.239	111.4	1:19.483	83.3	46.748	76.7	2:59.470		87.29	1.572	14:54:45.226
9 -	52.996	112.0	1:20.709	81.3	47.260	75.9	3:00.965		86.57	3.067	14:57:46.191

P23 70 Roadspc Lars Alexander HOFFMANN — Caterham Roadsport -

IDEAL LAP TIME : 2:58.072 BEST LAP TIME : 2:58.072 DIFFERENCE : 0.000

LAP	SECTOR 1		SECTOR 2		SECTOR 3		LAP TIME		MPH	DIFF	TIME OF DAY
1 -	54.239	105.1	1:19.327	82.0	48.394	76.5	3:01.960		86.10	3.888	14:31:33.857
2 -	54.280	104.3	1:22.429	81.1	47.238	75.7	3:03.947		85.17	5.875	14:34:37.804
3 -	54.066	104.8	1:20.478	81.7	47.514	74.8	3:02.058		86.05	3.986	14:37:39.862
4 -	54.550	105.0	1:24.833	80.8	47.842	76.1	3:07.225		83.68	9.153	14:40:47.087
5 -	53.681	107.0	1:18.901	***83.3***	47.131	75.9	2:59.713	**(2)**	87.18	1.641	14:43:46.800
6 -	***53.062***	110.9	***1:18.529***	81.7	***46.481***	***76.9***	***2:58.072***	**(1)**	***87.98***		***14:46:44.872***
7 -	53.200	***112.5***	1:19.263	81.3	47.945	75.4	3:00.408	**(3)**	86.84	2.336	14:49:45.280
8 -	54.405	105.3	1:19.047	80.8	48.468	75.1	3:01.920		86.12	3.848	14:52:47.200
9 -	54.764	105.5	1:19.685	81.6	47.768	74.8	3:02.217		85.98	4.145	14:55:49.417

P24 8 270R John ISHERWOOD — Caterham 270R -

IDEAL LAP TIME : 2:57.795 BEST LAP TIME : 2:58.181 DIFFERENCE : 0.386

LAP	SECTOR 1		SECTOR 2		SECTOR 3		LAP TIME		MPH	DIFF	TIME OF DAY
1 -	52.672	109.4	1:19.190	84.4	***46.398***	***77.4***	2:58.260	**(2)**	87.89	0.079	14:33:55.797
2 -	52.583	110.1	1:21.552	84.2	46.858	76.6	3:00.993		86.56	2.812	14:36:56.790
3 -	53.048	109.1	1:19.519	83.2	46.565	77.4	2:59.132		87.46	0.951	14:39:55.922
4 -	52.670	109.1	***1:18.972***	***84.6***	46.539	76.8	***2:58.181***	**(1)**	***87.93***		***14:42:54.103***
5 -	***52.425***	110.5	1:20.620	73.4	47.881	76.6	3:00.926		86.59	2.745	14:45:55.029
6 -	52.831	111.6	1:19.534	84.5	46.694	76.9	2:59.059		87.49	0.878	14:48:54.088
7 -	52.472	***111.8***	1:19.166	84.4	46.857	76.0	2:58.495		87.77	0.314	14:51:52.583
8 -	52.641	109.2	1:19.056	83.8	46.665	76.6	2:58.362	**(3)**	87.84	0.181	14:54:50.945
9 -	52.592	110.9	1:19.016	84.3	47.235	65.3	2:58.843		87.60	0.662	14:57:49.788

P25 142 Roadspc Ben BUCKLEY — Caterham Roadsport -

IDEAL LAP TIME : 2:58.034 BEST LAP TIME : 2:58.357 DIFFERENCE : 0.323

LAP	SECTOR 1		SECTOR 2		SECTOR 3		LAP TIME		MPH	DIFF	TIME OF DAY
1 -	52.905	112.2	1:22.589	73.6	48.572	76.3	3:04.066		85.11	5.709	14:31:12.815
2 -	***52.768***	114.1	1:19.715	82.9	46.679	76.6	2:59.162	**(3)**	87.44	0.805	14:34:11.977
3 -	53.172	110.3	1:20.957	77.7	48.234	76.0	3:02.363		85.91	4.006	14:37:14.340
4 -	53.698	***116.1***	1:20.332	***84.0***	46.636	75.7	3:00.666		86.72	2.309	14:40:15.006
5 -	53.279	106.6	1:21.630	81.7	47.339	76.2	3:02.248		85.96	3.891	14:43:17.254
6 -	52.889	112.7	***1:18.754***	83.7	46.714	76.2	***2:58.357***	**(1)**	***87.84***		***14:46:15.611***
7 -	54.674	99.2	1:19.678	82.7	46.910	76.3	3:01.262		86.43	2.905	14:49:16.873
8 -	53.249	110.1	1:18.789	83.6	***46.512***	76.2	2:58.550	**(2)**	87.74	0.193	14:52:15.423
9 -	53.623	110.5	1:20.541	81.6	47.719	74.9	3:01.883		86.14	3.526	14:55:17.306

Weather / Track : Overcast / Dry

Spa-Francorchamps
Circuit Length = 4.3520 miles
Start: 14:25 Flag 14:55 End: 14:59

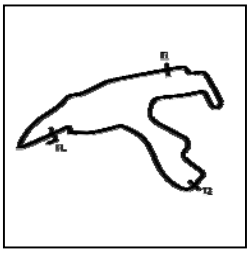

Motul Seven 270R & Avon Tyres Caterham Roadsport Championships

TESTING 3 - SECTOR ANALYSIS

SECTOR 1 = FL to I1, SECTOR 2 = I1 to I2, SECTOR 3 = I2 to FL, DIFF = Difference To Personal Best Lap, P = Crossed Finish Line in Pit Lane, D = Time Disallowed

P26 42 270R Ian FORTESCUE — Caterham 270R -

IDEAL LAP TIME : 2:58.030 BEST LAP TIME : 2:58.437 DIFFERENCE : 0.407

LAP	SECTOR 1		SECTOR 2		SECTOR 3		LAP TIME	MPH	DIFF	TIME OF DAY
1 -	***52.681***	***112.4***	1:23.894	76.9	48.686	75.7	3:05.261	84.56	6.824	14:31:55.466
2 -	53.758	111.2	1:19.213	83.0	47.003	75.6	2:59.974	87.05	1.537	14:34:55.440
3 -	53.547	112.2	1:19.858	83.1	47.067	74.8	3:00.472	86.81	2.035	14:37:55.912
4 -	54.032	111.1	1:19.657	83.2	46.940	73.9	3:00.629	86.73	2.192	14:40:56.541
5 -	52.922	110.3	1:19.775	82.9	46.739	75.4	2:59.436	87.31	0.999	14:43:55.977
6 -	52.913	110.9	1:19.404	82.2	46.768	75.5	2:59.085 **(3)**	87.48	0.648	14:46:55.062
7 -	52.929	112.2	1:19.195	83.5	***46.489***	***76.0***	2:58.613 **(2)**	87.71	0.176	14:49:53.675
8 -	53.077	***112.4***	1:25.815	83.6	46.580	75.6	3:05.472	84.47	7.035	14:52:59.147
9 -	53.047	112.0	***1:18.860***	***84.3***	46.530	74.8	***2:58.437*** **(1)**	***87.80***		***14:55:57.584***

P27 164 Roadspc Giuseppe FELET — Caterham Roadsport -

IDEAL LAP TIME : 2:57.859 BEST LAP TIME : 2:58.670 DIFFERENCE : 0.811

LAP	SECTOR 1		SECTOR 2		SECTOR 3		LAP TIME	MPH	DIFF	TIME OF DAY
1 -	54.870	105.0	1:21.650	82.0	48.236	75.3	3:04.756	84.80	6.086	14:31:08.816
2 -	53.024	111.6	1:19.380	82.9	47.166	75.8	2:59.570	87.25	0.900	14:34:08.386
3 -	54.043	109.8	1:22.990	79.2	47.860	75.1	3:04.893	84.73	6.223	14:37:13.279
4 -	52.930	112.4	1:20.538	80.9	48.889	***76.4***	3:02.357	85.91	3.687	14:40:15.636
5 -	***52.694***	112.2	1:20.578	83.0	47.194	74.9	3:00.466	86.81	1.796	14:43:16.102
6 -	52.979	***113.9***	1:18.722	83.5	47.250	75.6	2:58.951 **(2)**	87.55	0.281	14:46:15.053
7 -	53.944	111.8	1:18.916	83.4	47.010	75.3	2:59.870	87.10	1.200	14:49:14.923
8 -	53.662	109.2	1:18.925	***84.0***	***46.584***	73.7	2:59.171 **(3)**	87.44	0.501	14:52:14.094
9 -	53.474	109.4	***1:18.581***	83.8	46.615	75.1	***2:58.670*** **(1)**	***87.68***		***14:55:12.764***

P28 28 270R Paul FIELDER — Caterham 270R -

IDEAL LAP TIME : 2:57.745 BEST LAP TIME : 2:58.884 DIFFERENCE : 1.139

LAP	SECTOR 1		SECTOR 2		SECTOR 3		LAP TIME	MPH	DIFF	TIME OF DAY
1 -	54.043	***112.2***	1:21.217	81.5	47.255	76.8	3:02.515	85.84	3.631	14:32:21.781
2 -	53.704	110.1	1:21.901	83.6	46.953	76.0	3:02.558	85.82	3.674	14:35:24.339
3 -	52.955	112.0	1:21.214	77.8	46.986	***78.1***	3:01.155	86.48	2.271	14:38:25.494
4 -	52.662	112.0	1:20.284	81.7	46.498	77.3	2:59.444 **(3)**	87.31	0.560	14:41:24.938
5 -	***52.149***	108.9	1:19.972	79.8	47.510	77.6	2:59.631	87.22	0.747	14:44:24.569
6 -	53.753	111.6	1:20.443	82.8	47.177	77.5	3:01.373	86.38	2.489	14:47:25.942
7 -	54.858	108.7	1:19.426	82.9	46.407	77.8	3:00.691	86.70	1.807	14:50:26.633
8 -	53.154	110.5	1:19.912	***83.7***	***46.286***	77.1	2:59.352 **(2)**	87.35	0.468	14:53:25.985
9 -	52.675	112.0	***1:19.310***	83.2	46.899	67.4	***2:58.884*** **(1)**	***87.58***		***14:56:24.869***

P29 10 270R James GILMOUR — Caterham 270R -

IDEAL LAP TIME : 2:57.482 BEST LAP TIME : 2:58.964 DIFFERENCE : 1.482

LAP	SECTOR 1		SECTOR 2		SECTOR 3		LAP TIME	MPH	DIFF	TIME OF DAY
1 -	54.470	109.4	***1:18.486***	83.1	***46.370***	75.8	2:59.326 **(2)**	87.36	0.362	14:32:24.777
2 -	52.746	112.2	1:20.864	82.6	46.724	***77.0***	3:00.334	86.88	1.370	14:35:25.111
3 -	53.444	112.7	1:19.132	81.5	46.934	74.3	2:59.510 **(3)**	87.27	0.546	14:38:24.621
4 -	53.361	110.9	1:18.818	83.0	46.785	74.7	***2:58.964*** **(1)**	***87.54***		***14:41:23.585***
5 -	53.223	111.1	1:19.980	80.0	47.309	75.4	3:00.512	86.79	1.548	14:44:24.097
6 -	54.390	106.0	1:19.943	81.1	47.469	74.9	3:01.802	86.17	2.838	14:47:25.899
7 -	54.703	110.5	1:18.913	***83.3***	46.856	74.0	3:00.472	86.81	1.508	14:50:26.371
8 -	53.471	110.1	1:19.482	81.9	46.958	76.9	2:59.911	87.08	0.947	14:53:26.282
9 -	***52.626***	***115.7***	1:23.956	82.3	47.138	74.7	3:03.720	85.27	4.756	14:56:30.002

Weather / Track : Overcast / Dry

Spa-Francorchamps
Circuit Length = 4.3520 miles
Start: 14:25 Flag 14:55 End: 14:59

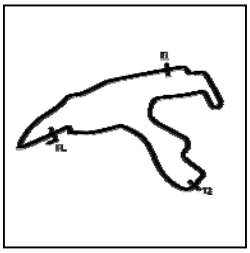

Motul Seven 270R & Avon Tyres Caterham Roadsport Championships

TESTING 3 - SECTOR ANALYSIS

SECTOR 1 = FL to I1, SECTOR 2 = I1 to I2, SECTOR 3 = I2 to FL, DIFF = Difference To Personal Best Lap, P = Crossed Finish Line in Pit Lane, D = Time Disallowed

P30 129 Roadspc Will ROSSETTI

Caterham Roadsport -

IDEAL LAP TIME : 2:58.951 BEST LAP TIME : 2:59.519 DIFFERENCE : 0.568

LAP	SECTOR 1		SECTOR 2		SECTOR 3		LAP TIME		MPH	DIFF	TIME OF DAY
1 -	55.704	105.5	1:19.452	83.1	47.728	***77.2***	3:02.884		85.66	3.365	14:32:05.364
2 -	***53.081***	108.7	1:22.997	82.2	47.528	76.5	3:03.606		85.33	4.087	14:35:08.970
3 -	53.649	107.2	***1:18.737***	82.4	***47.133***	75.6	***2:59.519***	**(1)**	***87.27***		***14:38:08.489***
4 -	55.109	106.1	1:20.358	***84.7***	49.600	77.1	3:05.067		84.65	5.548	14:41:13.556
5 -	53.499	108.5	1:21.372	83.0	48.377	76.8	3:03.248		85.49	3.729	14:44:16.804
6 -	53.414	***109.4***	1:18.962	83.9	47.641	76.8	3:00.017	**(3)**	87.03	0.498	14:47:16.821
7 -	54.039	107.7	1:19.595	83.0	47.294	76.7	3:00.928		86.59	1.409	14:50:17.749
8 -	53.635	108.4	1:19.003	82.0	47.353	77.0	2:59.991	**(2)**	87.04	0.472	14:53:17.740
9 -	53.455	105.5	1:19.095	81.6	47.765	76.0	3:00.315		86.88	0.796	14:56:18.055

P31 174 Roadspc Alan VENTERS

Caterham Roadsport -

IDEAL LAP TIME : 2:58.849 BEST LAP TIME : 2:59.704 DIFFERENCE : 0.855

LAP	SECTOR 1		SECTOR 2		SECTOR 3		LAP TIME		MPH	DIFF	TIME OF DAY
1 -	54.660	112.5	1:21.108	82.8	47.704	76.4	3:03.472		85.39	3.768	14:31:15.420
2 -	53.328	112.5	1:20.956	83.1	48.129	***76.8***	3:02.413		85.89	2.709	14:34:17.833
3 -	53.906	110.0	1:19.945	83.3	47.237	75.7	3:01.088		86.51	1.384	14:37:18.921
4 -	53.888	***112.9***	1:22.678	83.0	***46.574***	75.6	3:03.140		85.54	3.436	14:40:22.061
5 -	***53.187***	110.9	1:21.785	***83.8***	47.343	76.3	3:02.315		85.93	2.611	14:43:24.376
6 -	53.960	108.7	***1:19.088***	83.0	46.656	76.2	***2:59.704***	**(1)**	***87.18***		***14:46:24.080***
7 -	54.383	108.0	1:19.128	83.7	46.902	76.5	3:00.413	**(3)**	86.84	0.709	14:49:24.493
8 -	54.561	106.1	1:30.426	82.9	49.559	75.0	3:14.546		80.53	14.842	14:52:39.039
9 -	53.356	110.1	1:19.709	82.1	46.900	76.6	2:59.965	**(2)**	87.05	0.261	14:55:39.004

P32 2 Roadspc Andy LEES

Caterham Roadsport -

IDEAL LAP TIME : 2:58.565 BEST LAP TIME : 2:59.927 DIFFERENCE : 1.362

LAP	SECTOR 1		SECTOR 2		SECTOR 3		LAP TIME		MPH	DIFF	TIME OF DAY
1 -	54.857	105.5	1:20.723	81.5	47.779	74.9	3:03.359		85.44	3.432	14:31:29.478
2 -	54.263	107.2	1:20.567	72.3	48.127	75.9	3:02.957		85.63	3.030	14:34:32.435
3 -	52.807	110.9	1:20.447	82.1	47.069	74.8	3:00.323		86.88	0.396	14:37:32.758
4 -	54.484	105.3	1:19.875	78.0	48.172	74.7	3:02.531		85.83	2.604	14:40:35.289
5 -	54.555	105.3	1:19.315	81.7	47.531	***76.8***	3:01.401		86.36	1.474	14:43:36.690
6 -	53.317	109.2	***1:18.992***	80.9	47.618	75.7	***2:59.927***	**(1)**	***87.07***		***14:46:36.617***
7 -	53.409	110.5	1:19.854	***83.1***	***46.945***	76.0	3:00.208	**(3)**	86.94	0.281	14:49:36.825
8 -	54.132	110.9	1:20.075	82.5	47.064	76.2	3:01.271		86.43	1.344	14:52:38.096
9 -	***52.628***	***112.0***	1:20.060	81.4	47.259	66.2	2:59.947	**(2)**	87.06	0.020	14:55:38.043

P33 15 Roadspc Ben LOPEZ-APPLETON

Caterham Roadsport -

IDEAL LAP TIME : BEST LAP TIME : 3:00.090 DIFFERENCE :

LAP	SECTOR 1		SECTOR 2		SECTOR 3		LAP TIME		MPH	DIFF	TIME OF DAY
1 -							3:02.623		85.79	2.533	14:31:09.818
2 -							***3:00.090***	**(1)**	***86.99***		***14:34:09.908***
3 -							3:02.741		85.73	2.651	14:37:12.649
4 -							3:01.593	**(3)**	86.27	1.503	14:40:14.242
5 -							3:03.359		85.44	3.269	14:43:17.601
6 -							3:02.805		85.70	2.715	14:46:20.406
7 -							3:02.683		85.76	2.593	14:49:23.089
8 -							3:09.312		82.76	9.222	14:52:32.401
9 -							3:01.008	**(2)**	86.55	0.918	14:55:33.409

Weather / Track : Overcast / Dry

Spa-Francorchamps
Circuit Length = 4.3520 miles
Start: 14:25 Flag 14:55 End: 14:59

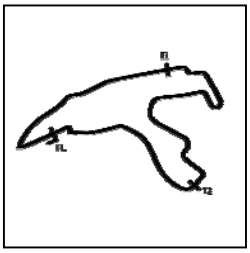

Motul Seven 270R & Avon Tyres Caterham Roadsport Championships

TESTING 3 - SECTOR ANALYSIS

SECTOR 1 = FL to I1, SECTOR 2 = I1 to I2, SECTOR 3 = I2 to FL, DIFF = Difference To Personal Best Lap, P = Crossed Finish Line in Pit Lane, D = Time Disallowed

P34 37 Roadspc Tom BROWN — Caterham Roadsport -

IDEAL LAP TIME : BEST LAP TIME : 3:00.312 DIFFERENCE :

LAP	SECTOR 1	SECTOR 2	SECTOR 3	LAP TIME	MPH	DIFF	TIME OF DAY
1 -				3:02.505	85.84	2.193	14:32:07.928
2 -				3:02.556	85.82	2.244	14:35:10.484
3 -				3:02.517	85.84	2.205	14:38:13.001
4 -				3:02.758	85.72	2.446	14:41:15.759
5 -				3:01.714 (3)	86.22	1.402	14:44:17.473
6 -				***3:00.312 (1)***	***86.89***		***14:47:17.785***
7 -				3:01.656 (2)	86.24	1.344	14:50:19.441
8 -				3:02.570	85.81	2.258	14:53:22.011
9 -				3:01.846	86.15	1.534	14:56:23.857

P35 72 270R Mark SMITH — Caterham 270R -

IDEAL LAP TIME : 2:58.896 BEST LAP TIME : 3:00.346 DIFFERENCE : 1.450

LAP	SECTOR 1		SECTOR 2		SECTOR 3		LAP TIME	MPH	DIFF	TIME OF DAY
1 -	53.388	111.6	1:21.340	82.5	46.873	75.9	3:01.601 (3)	86.27	1.255	14:32:59.677
2 -	52.880	112.2	1:20.891	81.6	***46.575***	76.9	***3:00.346 (1)***	***86.87***		***14:36:00.023***
3 -	53.395	112.4	1:21.540	82.1	46.718	76.0	3:01.653	86.24	1.307	14:39:01.676
4 -	53.020	110.9	1:21.776	82.9	IN PIT		3:12.967 P	81.19	12.621	14:42:14.643
5 -	OUTLAP	112.2	***1:20.519***	83.7	46.845	77.1	3:43.309	70.16	42.963	14:45:57.952
6 -	52.882	111.4	1:21.724	83.3	47.432	***77.9***	3:02.038	86.06	1.692	14:48:59.990
7 -	52.710	114.5	1:22.418	***84.9***	46.619	77.8	3:01.747	86.20	1.401	14:52:01.737
8 -	***51.802***	***116.1***	1:20.901	84.3	47.809	73.8	3:00.512 (2)	86.79	0.166	14:55:02.249

P36 195 Roadspc Tom POWER — Caterham Roadsport - Listers

IDEAL LAP TIME : 2:59.368 BEST LAP TIME : 3:00.391 DIFFERENCE : 1.023

LAP	SECTOR 1		SECTOR 2		SECTOR 3		LAP TIME	MPH	DIFF	TIME OF DAY
1 -	54.225	107.8	1:20.932	80.0	48.079	72.4	3:03.236	85.50	2.845	14:31:24.973
2 -	54.632	106.0	1:21.472	80.3	48.195	74.3	3:04.299	85.01	3.908	14:34:29.272
3 -	54.938	105.0	1:20.666	82.0	48.722	72.4	3:04.326	84.99	3.935	14:37:33.598
4 -	53.810	110.9	1:20.476	80.6	47.658	74.4	3:01.944 (3)	86.11	1.553	14:40:35.542
5 -	54.727	108.4	1:19.939	78.9	***47.175***	75.8	3:01.841 (2)	86.16	1.450	14:43:37.383
6 -	***52.863***	***113.5***	***1:19.330***	81.7	53.858	75.1	3:06.051	84.21	5.660	14:46:43.434
7 -	53.310	110.9	1:23.326	81.4	47.349	75.2	3:03.985	85.15	3.594	14:49:47.419
8 -	53.521	109.2	1:19.594	83.3	47.276	***76.7***	***3:00.391 (1)***	***86.85***		***14:52:47.810***
9 -	53.980	109.1	1:20.432	***83.8***	47.797	64.9	3:02.209	85.98	1.818	14:55:50.019

P37 84 Roadspc Andrew MURGATROYD — Caterham Roadsport -

IDEAL LAP TIME : 2:58.401 BEST LAP TIME : 3:00.422 DIFFERENCE : 2.021

LAP	SECTOR 1		SECTOR 2		SECTOR 3		LAP TIME	MPH	DIFF	TIME OF DAY
1 -	54.395	106.3	1:19.107	80.3	47.684	75.4	3:01.186	86.47	0.764	14:32:04.310
2 -	54.205	102.7	1:21.376	81.5	48.169	75.0	3:03.750	85.26	3.328	14:35:08.060
3 -	54.910	106.6	1:19.235	81.5	***46.991***	75.3	3:01.136 (3)	86.49	0.714	14:38:09.196
4 -	54.304	109.1	1:19.366	81.8	48.128	75.4	3:01.798	86.18	1.376	14:41:10.994
5 -	54.712	108.7	1:20.449	81.8	47.317	***76.6***	3:02.478	85.85	2.056	14:44:13.472
6 -	***52.660***	***113.7***	1:20.274	80.0	47.488	75.5	***3:00.422 (1)***	***86.83***		***14:47:13.894***
7 -	54.441	106.8	1:19.377	***82.7***	48.110	75.6	3:01.928	86.11	1.506	14:50:15.822
8 -	54.715	103.7	***1:18.750***	82.4	47.625	75.4	3:01.090 (2)	86.51	0.668	14:53:16.912
9 -	54.680	106.5	1:19.029	82.1	47.965	76.6	3:01.674	86.23	1.252	14:56:18.586

Weather / Track : Overcast / Dry

Spa-Francorchamps
Circuit Length = 4.3520 miles
Start: 14:25 Flag 14:55 End: 14:59

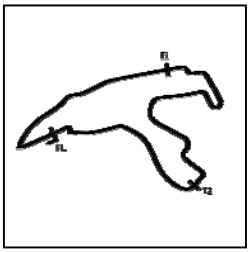

Motul Seven 270R & Avon Tyres Caterham Roadsport Championships

TESTING 3 - SECTOR ANALYSIS

SECTOR 1 = FL to I1, SECTOR 2 = I1 to I2, SECTOR 3 = I2 to FL, DIFF = Difference To Personal Best Lap, P = Crossed Finish Line in Pit Lane, D = Time Disallowed

P38 29 270R Alastair CURREY — Caterham 270R -

IDEAL LAP TIME : 2:59.781 BEST LAP TIME : 3:00.514 DIFFERENCE : 0.733

LAP	SECTOR 1		SECTOR 2		SECTOR 3		LAP TIME	MPH	DIFF	TIME OF DAY
1 -	54.377	111.8	1:23.071	81.6	48.083	76.1	3:05.531	84.44	5.017	14:31:58.780
2 -	53.846	111.4	1:21.753	79.7	47.507	75.1	3:03.106	85.56	2.592	14:35:01.886
3 -	54.216	109.8	1:22.215	81.6	47.861	74.9	3:04.292	85.01	3.778	14:38:06.178
4 -	54.281	108.7	1:23.146	82.5	48.222	76.6	3:05.649	84.39	5.135	14:41:11.827
5 -	53.496	109.8	1:22.382	81.4	47.400	77.6	3:03.278	85.48	2.764	14:44:15.105
6 -	53.001	111.6	1:20.468	82.1	48.899	70.1	3:02.368 (3)	85.91	1.854	14:47:17.473
7 -	54.057	***112.7***	1:20.540	82.7	47.607	***77.9***	3:02.204 (2)	85.98	1.690	14:50:19.677
8 -	53.616	110.5	***1:19.790***	***83.2***	***47.108***	75.7	***3:00.514*** (1)	***86.79***		***14:53:20.191***
9 -	***52.883***	111.4	1:21.669	81.9	47.981	73.3	3:02.533	85.83	2.019	14:56:22.724

P39 63 270R Scott PARKER — Caterham 270R -

IDEAL LAP TIME : 2:59.498 BEST LAP TIME : 3:00.541 DIFFERENCE : 1.043

LAP	SECTOR 1		SECTOR 2		SECTOR 3		LAP TIME	MPH	DIFF	TIME OF DAY
1 -	53.642	110.1	1:20.055	82.4	***47.060***	73.6	3:00.757 (2)	86.67	0.216	14:32:43.704
2 -	53.693	110.7	1:20.059	81.4	47.137	73.6	3:00.889 (3)	86.61	0.348	14:35:44.593
3 -	53.953	111.1	1:21.668	81.8	47.322	74.5	3:02.943	85.64	2.402	14:38:47.536
4 -	54.710	108.9	1:20.295	***82.6***	47.639	73.9	3:02.644	85.78	2.103	14:41:50.180
5 -	53.368	***111.4***	1:22.558	80.7	47.349	74.0	3:03.275	85.48	2.734	14:44:53.455
6 -	***53.032***	110.9	1:21.953	***82.6***	47.881	74.4	3:02.866	85.67	2.325	14:47:56.321
7 -	53.394	110.5	1:20.044	***82.6***	47.580	74.3	3:01.018	86.55	0.477	14:50:57.339
8 -	53.486	110.1	***1:19.406***	81.7	47.649	***74.6***	***3:00.541*** (1)	***86.78***		***14:53:57.880***

P40 22 Roadspc Angelos ALVANOS — Caterham Roadsport -

IDEAL LAP TIME : 2:59.956 BEST LAP TIME : 3:01.023 DIFFERENCE : 1.067

LAP	SECTOR 1		SECTOR 2		SECTOR 3		LAP TIME	MPH	DIFF	TIME OF DAY
1 -	54.997	104.8	1:20.171	82.2	47.292	74.0	3:02.460	85.86	1.437	14:31:33.717
2 -	54.285	108.9	1:21.169	79.4	48.142	73.9	3:03.596	85.33	2.573	14:34:37.313
3 -	54.378	108.4	1:20.434	80.9	48.185	75.4	3:02.997	85.61	1.974	14:37:40.310
4 -	54.088	105.3	1:19.986	82.4	46.995	74.5	3:01.069 (2)	86.52	0.046	14:40:41.379
5 -	54.277	105.0	1:19.946	81.3	47.798	75.4	3:02.021	86.07	0.998	14:43:43.400
6 -	54.158	109.1	1:20.084	81.9	***46.969***	75.9	3:01.211 (3)	86.45	0.188	14:46:44.611
7 -	***53.329***	***112.2***	1:19.703	82.8	47.991	76.0	***3:01.023*** (1)	***86.54***		***14:49:45.634***
8 -	54.071	106.6	***1:19.658***	82.8	48.086	***76.2***	3:01.815	86.17	0.792	14:52:47.449
9 -	54.526	105.0	1:20.578	***82.9***	47.740	63.0	3:02.844	85.68	1.821	14:55:50.293

P41 23 270R Andy MORGAN — Caterham 270R -

IDEAL LAP TIME : 3:00.563 BEST LAP TIME : 3:01.084 DIFFERENCE : 0.521

LAP	SECTOR 1		SECTOR 2		SECTOR 3		LAP TIME	MPH	DIFF	TIME OF DAY
1 -	54.321	***110.3***	1:21.424	81.8	47.436	73.8	3:03.181	85.53	2.097	14:32:20.879
2 -	54.659	105.8	1:21.575	81.5	47.878	74.8	3:04.112	85.09	3.028	14:35:24.991
3 -	53.919	101.3	1:21.697	79.5	47.729	74.0	3:03.345	85.45	2.261	14:38:28.336
4 -	***53.656***	108.5	1:20.134	80.4	47.599	74.6	3:01.389 (2)	86.37	0.305	14:41:29.725
5 -	54.198	107.5	1:20.096	80.9	47.760	***75.4***	3:02.054 (3)	86.05	0.970	14:44:31.779
6 -	54.177	108.7	***1:19.611***	***82.3***	***47.296***	74.2	***3:01.084*** (1)	***86.52***		***14:47:32.863***
7 -	54.159	107.8	1:20.071	81.3	47.971	74.4	3:02.201	85.99	1.117	14:50:35.064
8 -	55.333	106.5	1:20.191	81.2	48.045	73.5	3:03.569	85.34	2.485	14:53:38.633
9 -	54.496	106.5	1:20.011	80.3	49.134	54.6	3:03.641	85.31	2.557	14:56:42.274

Weather / Track : Overcast / Dry

Spa-Francorchamps
Circuit Length = 4.3520 miles
Start: 14:25 Flag 14:55 End: 14:59

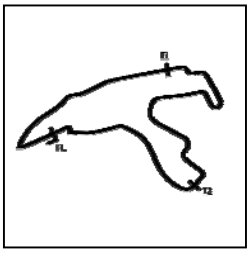

Motul Seven 270R & Avon Tyres Caterham Roadsport Championships

TESTING 3 - SECTOR ANALYSIS

SECTOR 1 = FL to I1, SECTOR 2 = I1 to I2, SECTOR 3 = I2 to FL, DIFF = Difference To Personal Best Lap, P = Crossed Finish Line in Pit Lane, D = Time Disallowed

P42 99 Roadspc Gideon WILKINSON

Caterham Roadsport -

IDEAL LAP TIME : BEST LAP TIME : 3:01.321 DIFFERENCE :

LAP	SECTOR 1	SECTOR 2	SECTOR 3	LAP TIME	MPH	DIFF	TIME OF DAY
1 -				3:05.974	84.24	4.653	14:31:19.549
2 -				3:05.388	84.51	4.067	14:34:24.937
3 -				3:03.287	85.48	1.966	14:37:28.224
4 -				3:02.230 **(2)**	85.97	0.909	14:40:30.454
5 -				3:02.772	85.72	1.451	14:43:33.226
6 -				***3:01.321*** **(1)**	***86.40***		***14:46:34.547***
7 -				3:04.554	84.89	3.233	14:49:39.101
8 -				3:02.899	85.66	1.578	14:52:42.000
9 -				3:02.543 **(3)**	85.82	1.222	14:55:44.543

P43 49 Roadspc Glenn MOULE

Caterham Roadsport -

IDEAL LAP TIME : BEST LAP TIME : 3:01.646 DIFFERENCE :

LAP	SECTOR 1	SECTOR 2	SECTOR 3	LAP TIME	MPH	DIFF	TIME OF DAY
1 -				3:05.849	84.30	4.203	14:31:02.139
2 -				3:03.621	85.32	1.975	14:34:05.760
3 -				3:12.164	81.53	10.518	14:37:17.924
4 -				3:08.616	83.06	6.970	14:40:26.540
5 -				3:05.195	84.60	3.549	14:43:31.735
6 -				3:02.980	85.62	1.334	14:46:34.715
7 -				3:02.543 **(2)**	85.82	0.897	14:49:37.258
8 -				3:02.879 **(3)**	85.67	1.233	14:52:40.137
9 -				***3:01.646*** **(1)**	***86.25***		***14:55:41.783***

P44 64 270R Neal EVANS

Caterham 270R -

IDEAL LAP TIME : 3:01.271 BEST LAP TIME : 3:01.846 DIFFERENCE : 0.575

LAP	SECTOR 1		SECTOR 2		SECTOR 3		LAP TIME	MPH	DIFF	TIME OF DAY
1 -	54.492	110.5	1:24.355	80.8	48.242	76.0	3:07.089	83.74	5.243	14:31:26.599
2 -	53.887	112.5	1:21.777	82.0	48.562	74.0	3:04.226	85.04	2.380	14:34:30.825
3 -	54.234	***112.9***	1:23.366	80.6	48.307	75.1	3:05.907	84.27	4.061	14:37:36.732
4 -	54.320	109.4	1:22.663	81.6	48.563	75.9	3:05.546	84.43	3.700	14:40:42.278
5 -	53.705	112.2	1:21.187	82.8	47.418	75.9	3:02.310 **(2)**	85.93	0.464	14:43:44.588
6 -	54.034	111.4	1:21.059	82.3	47.647	75.8	3:02.740	85.73	0.894	14:46:47.328
7 -	53.940	111.2	***1:20.959***	***83.5***	***46.947***	75.8	***3:01.846*** **(1)**	***86.15***		***14:49:49.174***
8 -	***53.365***	112.5	1:21.460	81.3	47.736	75.5	3:02.561 **(3)**	85.82	0.715	14:52:51.735
9 -	54.012	110.1	1:20.986	82.8	47.593	***76.9***	3:02.591	85.80	0.745	14:55:54.326

P45 131 Roadspc Max GAUNT

Caterham Roadsport -

IDEAL LAP TIME : 3:01.047 BEST LAP TIME : 3:02.194 DIFFERENCE : 1.147

LAP	SECTOR 1		SECTOR 2		SECTOR 3		LAP TIME	MPH	DIFF	TIME OF DAY
1 -	53.922	109.6	1:22.966	81.9	49.190	75.8	3:06.078	84.19	3.884	14:31:11.561
2 -	54.205	112.4	1:20.987	81.0	47.852	76.1	3:03.044	85.59	0.850	14:34:14.605
3 -	54.010	***112.5***	1:21.514	82.7	48.310	76.2	3:03.834	85.22	1.640	14:37:18.439
4 -	54.048	110.0	1:21.026	83.1	***47.256***	75.9	3:02.330 **(3)**	85.92	0.136	14:40:20.769
5 -	***53.596***	108.9	1:22.321	82.9	48.129	***76.8***	3:04.046	85.12	1.852	14:43:24.815
6 -	53.648	106.5	1:20.931	82.8	47.615	75.9	***3:02.194*** **(1)**	***85.99***		***14:46:27.009***
7 -	54.354	109.6	***1:20.195***	81.8	47.764	75.6	3:02.313 **(2)**	85.93	0.119	14:49:29.322
8 -	54.633	107.3	1:21.651	***83.5***	47.672	76.2	3:03.956	85.16	1.762	14:52:33.278
9 -	54.330	106.8	1:21.874	78.2	47.629	75.6	3:03.833	85.22	1.639	14:55:37.111

Weather / Track : Overcast / Dry

Spa-Francorchamps
Circuit Length = 4.3520 miles
Start: 14:25 Flag 14:55 End: 14:59

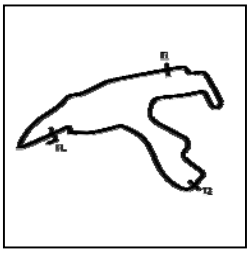

Motul Seven 270R & Avon Tyres Caterham Roadsport Championships

TESTING 3 - SECTOR ANALYSIS

SECTOR 1 = FL to I1, SECTOR 2 = I1 to I2, SECTOR 3 = I2 to FL, DIFF = Difference To Personal Best Lap, P = Crossed Finish Line in Pit Lane, D = Time Disallowed

P46 14 Roadspc Fraser JONES — Caterham Roadsport -

IDEAL LAP TIME : 3:01.357 BEST LAP TIME : 3:02.229 DIFFERENCE : 0.872

LAP	SECTOR 1		SECTOR 2		SECTOR 3		LAP TIME		MPH	DIFF	TIME OF DAY
1 -	55.323	109.4	1:23.275	82.2	***47.290***	74.3	3:05.888		84.28	3.659	14:31:09.246
2 -	***53.783***	112.2	1:21.906	82.8	47.590	74.8	3:03.279		85.48	1.050	14:34:12.525
3 -	54.322	112.7	1:21.484	80.0	47.617	74.8	3:03.423		85.41	1.194	14:37:15.948
4 -	53.985	109.8	1:21.670	81.9	48.050	73.9	3:03.705		85.28	1.476	14:40:19.653
5 -	54.773	110.9	1:21.321	82.7	47.944	74.4	3:04.038		85.13	1.809	14:43:23.691
6 -	54.880	106.5	1:20.541	79.3	48.393	***75.0***	3:03.814		85.23	1.585	14:46:27.505
7 -	54.137	***112.9***	***1:20.284***	***83.2***	47.808	74.7	***3:02.229***	**(1)**	***85.97***		***14:49:29.734***
8 -	54.146	107.8	1:21.021	82.5	48.021	73.8	3:03.188	**(3)**	85.52	0.959	14:52:32.922
9 -	54.666	104.2	1:20.633	81.3	47.589	71.6	3:02.888	**(2)**	85.66	0.659	14:55:35.810

P47 73 Roadspc Dan CLAYPHAN — Caterham Roadsport -

IDEAL LAP TIME : 3:02.173 BEST LAP TIME : 3:02.321 DIFFERENCE : 0.148

LAP	SECTOR 1		SECTOR 2		SECTOR 3		LAP TIME		MPH	DIFF	TIME OF DAY
1 -	54.348	105.5	1:27.039	79.9	48.500	***77.0***	3:09.887		82.50	7.566	14:32:21.095
2 -	54.679	92.3	1:24.634	81.2	***46.940***	75.4	3:06.253		84.11	3.932	14:35:27.348
3 -	***54.145***	107.2	***1:21.088***	80.7	47.088	75.8	***3:02.321***	**(1)**	***85.93***		***14:38:29.669***
4 -	54.405	107.5	1:21.328	***81.4***	47.649	75.5	3:03.382	**(3)**	85.43	1.061	14:41:33.051
5 -	54.461	***108.2***	1:21.632	80.4	47.940		3:04.033		85.13	1.712	14:44:37.084
6 -							3:04.687		84.83	2.366	14:47:41.771
7 -							3:03.783		85.25	1.462	14:50:45.554
8 -							3:02.409	**(2)**	85.89	0.088	14:53:47.963

P48 53 Roadspc Nicholas SMITH — Caterham Roadsport -

IDEAL LAP TIME : 3:01.282 BEST LAP TIME : 3:02.771 DIFFERENCE : 1.489

LAP	SECTOR 1		SECTOR 2		SECTOR 3		LAP TIME		MPH	DIFF	TIME OF DAY
1 -	54.601	110.1	1:23.310	79.6	49.220	72.1	3:07.131		83.72	4.360	14:31:15.269
2 -	53.447	***114.7***	1:22.057	81.6	48.021	74.9	3:03.525		85.36	0.754	14:34:18.794
3 -	53.416	113.1	1:23.003	77.6	49.029	70.6	3:05.448		84.48	2.677	14:37:24.242
4 -	55.656	104.8	1:22.214	80.9	49.166	73.9	3:07.036		83.76	4.265	14:40:31.278
5 -	54.299	102.2	1:20.868	79.7	47.805	74.3	3:02.972	**(3)**	85.62	0.201	14:43:34.250
6 -	53.935	109.4	1:21.100	81.1	47.853	75.3	3:02.888	**(2)**	85.66	0.117	14:46:37.138
7 -	54.378	109.2	***1:20.699***	82.2	47.694	***76.5***	***3:02.771***	**(1)**	***85.72***		***14:49:39.909***
8 -	54.651	111.4	1:22.101	82.9	***47.279***	75.2	3:04.031		85.13	1.260	14:52:43.940
9 -	***53.304***	110.9	1:22.109	***83.2***	48.287	75.2	3:03.700		85.28	0.929	14:55:47.640

P49 78 Roadspc Guy BERRYMAN — Caterham Roadsport -

IDEAL LAP TIME : BEST LAP TIME : 3:03.136 DIFFERENCE :

LAP	SECTOR 1		SECTOR 2		SECTOR 3		LAP TIME		MPH	DIFF	TIME OF DAY
1 -							3:06.240		84.12	3.104	14:31:02.139
2 -							3:04.482		84.92	1.346	14:34:06.621
3 -							3:07.147		83.71	4.011	14:37:13.768
4 -							***3:03.136***	**(1)**	***85.55***		***14:40:16.904***
5 -							3:04.033	**(2)**	85.13	0.897	14:43:20.937
6 -							3:04.436	**(3)**	84.94	1.300	14:46:25.373
7 -							3:04.645		84.85	1.509	14:49:30.018

Weather / Track : Overcast / Dry

Spa-Francorchamps
Circuit Length = 4.3520 miles
Start: 14:25 Flag 14:55 End: 14:59

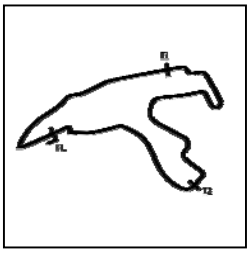

Motul Seven 270R & Avon Tyres Caterham Roadsport Championships

TESTING 3 - SECTOR ANALYSIS

SECTOR 1 = FL to I1, SECTOR 2 = I1 to I2, SECTOR 3 = I2 to FL, DIFF = Difference To Personal Best Lap, P = Crossed Finish Line in Pit Lane, D = Time Disallowed

P50 51 Roadspc Graham DODRIDGE — Caterham Roadsport -

IDEAL LAP TIME : BEST LAP TIME : 3:04.062 DIFFERENCE :

LAP	SECTOR 1	SECTOR 2	SECTOR 3	LAP TIME	MPH	DIFF	TIME OF DAY
1 -				3:08.901	82.94	4.839	14:31:06.089
2 -				3:05.361	84.52	1.299	14:34:11.450
3 -				3:05.894	84.28	1.832	14:37:17.344
4 -				3:05.694	84.37	1.632	14:40:23.038
5 -				3:04.958 (3)	84.70	0.896	14:43:27.996
6 -				3:05.767	84.33	1.705	14:46:33.763
7 -				3:05.232	84.58	1.170	14:49:38.995
8 -				3:04.274 (2)	85.02	0.212	14:52:43.269
9 -				***3:04.062*** **(1)**	***85.12***		***14:55:47.331***

P51 119 Roadspc Stuart BELL — Caterham Roadsport -

IDEAL LAP TIME : 3:04.033 BEST LAP TIME : 3:04.794 DIFFERENCE : 0.761

LAP	SECTOR 1		SECTOR 2		SECTOR 3		LAP TIME	MPH	DIFF	TIME OF DAY
1 -	***54.173***	***110.0***	1:22.366	82.4	***48.255***	74.7	***3:04.794*** **(1)**	***84.78***		***14:31:03.317***
2 -	55.631	96.5	1:51.835	54.4	1:10.563	57.3	3:58.029 (2)	65.82	53.235	14:35:01.346

P52 117 Roadspc Gary LAPIDUS — Caterham Roadsport -

IDEAL LAP TIME : 3:04.092 BEST LAP TIME : 3:04.900 DIFFERENCE : 0.808

LAP	SECTOR 1		SECTOR 2		SECTOR 3		LAP TIME	MPH	DIFF	TIME OF DAY
1 -	54.792	110.1	1:23.356	***80.3***	49.897	73.5	3:08.045	83.31	3.145	14:31:12.678
2 -	54.831	110.3	1:21.762	***80.3***	48.307	73.1	***3:04.900*** **(1)**	***84.73***		***14:34:17.578***
3 -	***54.654***	***111.8***	1:44.408	77.4	49.476	71.5	3:28.538	75.13	23.638	14:37:46.116
4 -	55.630	105.5	1:23.165	79.2	49.265	72.4	3:08.060	83.31	3.160	14:40:54.176
5 -	55.566	105.8	1:22.009	79.3	49.163	72.4	3:06.738	83.90	1.838	14:44:00.914
6 -	55.215	105.8	1:22.486	79.5	49.643	72.8	3:07.344	83.62	2.444	14:47:08.258
7 -	55.334	105.6	1:28.230	79.2	48.734	73.6	3:12.298	81.47	7.398	14:50:20.556
8 -	54.769	105.0	***1:21.355***	79.7	48.865	72.4	3:04.989 (2)	84.69	0.089	14:53:25.545
9 -	55.444	105.8	1:21.695	80.0	***48.083***	***74.2***	3:05.222 (3)	84.58	0.322	14:56:30.767

P53 69 Roadspc Charlie MIZON — Caterham Roadsport -

IDEAL LAP TIME : 3:04.039 BEST LAP TIME : 3:05.817 DIFFERENCE : 1.778

LAP	SECTOR 1		SECTOR 2		SECTOR 3		LAP TIME	MPH	DIFF	TIME OF DAY
1 -	58.666	101.3	1:24.870	79.1	49.799	74.2	3:13.335	81.03	7.518	14:32:25.864
2 -	57.917	104.2	1:23.118	80.2	49.052	73.9	3:10.087	82.42	4.270	14:35:35.951
3 -	57.074	102.4	1:23.741	78.7	49.275	74.0	3:10.090	82.42	4.273	14:38:46.041
4 -	56.775	106.0	1:21.877	80.3	48.853	73.5	3:07.505	83.55	1.688	14:41:53.546
5 -	56.595	101.8	1:23.467	80.1	48.606	74.3	3:08.668	83.04	2.851	14:45:02.214
6 -	55.933	103.7	1:22.238	80.7	***47.919***	74.5	3:06.090 (2)	84.19	0.273	14:48:08.304
7 -	***54.842***	***109.6***	1:23.178	82.0	48.236	74.4	3:06.256 (3)	84.11	0.439	14:51:14.560
8 -	56.014	101.6	1:21.533	81.2	48.270	74.3	***3:05.817*** **(1)**	***84.31***		***14:54:20.377***
9 -	56.438	103.4	***1:21.278***	***82.3***	50.551	***75.2***	3:08.267	83.21	2.450	14:57:28.644

P54 16 Roadspc James CROCKER — Caterham Roadsport -

IDEAL LAP TIME : 3:04.595 BEST LAP TIME : 3:06.469 DIFFERENCE : 1.874

LAP	SECTOR 1		SECTOR 2		SECTOR 3		LAP TIME	MPH	DIFF	TIME OF DAY
1 -	56.492	104.8	1:25.130	77.0	49.668	74.9	3:11.290	81.90	4.821	14:31:56.200
2 -	55.539	104.2	***1:21.880***	77.1	49.050	73.7	***3:06.469*** **(1)**	***84.02***		***14:35:02.669***
3 -	55.138	105.0	1:22.945	78.6	49.765	74.5	3:07.848	83.40	1.379	14:38:10.517
4 -	55.354	103.7	1:25.081	79.0	***47.941***	74.0	3:08.376	83.17	1.907	14:41:18.893
5 -	***54.774***	***105.6***	1:23.068	75.4	49.133	***75.4***	3:06.975 (3)	83.79	0.506	14:44:25.868
6 -	55.245	105.3	1:23.430	78.0	49.651	74.8	3:08.326	83.19	1.857	14:47:34.194
7 -	55.417	***105.6***	1:22.476	***79.5***	48.948	74.3	3:06.841 (2)	83.85	0.372	14:50:41.035
8 -	55.382	105.0	1:22.114	78.6	50.004	73.9	3:07.500	83.56	1.031	14:53:48.535
9 -	56.319	104.5	1:23.320	77.7	49.066	73.9	3:08.705	83.02	2.236	14:56:57.240

Weather / Track : Overcast / Dry

Spa-Francorchamps
Circuit Length = 4.3520 miles
Start: 14:25 Flag 14:55 End: 14:59

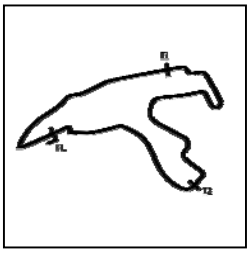

Motul Seven 270R & Avon Tyres Caterham Roadsport Championships

TESTING 3 - SECTOR ANALYSIS

SECTOR 1 = FL to I1, SECTOR 2 = I1 to I2, SECTOR 3 = I2 to FL, DIFF = Difference To Personal Best Lap, P = Crossed Finish Line in Pit Lane, D = Time Disallowed

P55 41 Roadspc Trevor CONWAY — Caterham Roadsport -

IDEAL LAP TIME : 3:05.029 BEST LAP TIME : 3:06.589 DIFFERENCE : 1.560

LAP	SECTOR 1		SECTOR 2		SECTOR 3		LAP TIME		MPH	DIFF	TIME OF DAY
1 -	55.167	108.2	1:28.807	80.2	47.893	***76.4***	3:11.867	**(2)**	81.65	5.278	14:32:22.258
2 -	***53.269***	***112.7***	1:25.816	79.7	***47.504***	75.2	***3:06.589***	**(1)**	***83.96***		***14:35:28.847***
3 -	55.318	107.3	1:37.753	55.4	1:09.180	58.0	3:42.251	**(3)**	70.49	35.662	14:39:11.098

P56 123 Roadspc Anthony WARNER — Caterham Roadsport -

IDEAL LAP TIME : 3:07.491 BEST LAP TIME : 3:08.658 DIFFERENCE : 1.167

LAP	SECTOR 1		SECTOR 2		SECTOR 3		LAP TIME		MPH	DIFF	TIME OF DAY
1 -	57.030	103.7	1:24.075	74.2	51.069	73.0	3:12.174		81.52	3.516	14:32:01.040
2 -	57.120	102.6	1:26.479	74.9	49.673	72.4	3:13.272		81.06	4.614	14:35:14.312
3 -	55.585	***107.8***	1:25.411	78.4	49.907	71.3	3:10.903		82.07	2.245	14:38:25.215
4 -	57.331	105.6	1:23.830	79.2	49.032	73.4	3:10.193		82.37	1.535	14:41:35.408
5 -	56.429	102.7	1:26.262	53.3	51.347	73.4	3:14.038		80.74	5.380	14:44:49.446
6 -	56.953	102.2	***1:22.964***	***79.7***	49.217	72.9	3:09.134	**(3)**	82.83	0.476	14:47:58.580
7 -	***55.503***	106.1	1:24.124	79.4	49.474	***73.7***	3:09.101	**(2)**	82.85	0.443	14:51:07.681
8 -	55.735	105.6	1:23.899	79.1	***49.024***	73.2	***3:08.658***	**(1)**	***83.04***		***14:54:16.339***
9 -	56.581	103.2	1:24.826	79.7	50.285	73.2	3:11.692		81.73	3.034	14:57:28.031

P57 13 Roadspc David THORNTON — Caterham Roadsport -

IDEAL LAP TIME : BEST LAP TIME : 3:08.674 DIFFERENCE :

LAP	SECTOR 1	SECTOR 2	SECTOR 3	LAP TIME		MPH	DIFF	TIME OF DAY
1 -				3:11.196		81.94	2.522	14:31:55.326
2 -				3:16.297		79.81	7.623	14:35:11.623
3 -				3:20.203		78.25	11.529	14:38:31.826
4 -				3:11.086	**(3)**	81.99	2.412	14:41:42.912
5 -				3:15.066		80.31	6.392	14:44:57.978
6 -				***3:08.674***	**(1)**	***83.04***		***14:48:06.652***
7 -				3:15.721		80.05	7.047	14:51:22.373
8 -				3:10.622	**(2)**	82.19	1.948	14:54:32.995
9 -				3:16.231		79.84	7.557	14:57:49.226

P58 32 Roadspc Alan THICKETT — Caterham Roadsport -

IDEAL LAP TIME : 3:08.983 BEST LAP TIME : 3:08.983 DIFFERENCE : 0.000

LAP	SECTOR 1		SECTOR 2		SECTOR 3		LAP TIME		MPH	DIFF	TIME OF DAY
1 -	***56.960***	***109.1***	***1:23.027***	***80.6***	***48.996***	74.0	***3:08.983***	**(1)**	***82.90***		***14:32:32.580***
2 -	56.981	102.2	1:23.740	79.0	50.205	72.0	3:10.926	**(3)**	82.06	1.943	14:35:43.506
3 -	57.100	105.1	1:23.609	78.0	49.826	73.0	3:10.535	**(2)**	82.22	1.552	14:38:54.041
4 -	57.432	99.5	1:23.999	78.7	49.834	73.1	3:11.265		81.91	2.282	14:42:05.306

P59 133 Roadspc Ryan ERROLL — Caterham Roadsport -

IDEAL LAP TIME : 3:08.974 BEST LAP TIME : 3:09.763 DIFFERENCE : 0.789

LAP	SECTOR 1		SECTOR 2		SECTOR 3		LAP TIME		MPH	DIFF	TIME OF DAY
1 -	OUTLAP	103.2	1:26.345	79.1	50.517	73.1	3:34.039		73.19	24.276	14:44:43.519
2 -	56.502	101.8	1:26.516	79.1	50.790	74.8	3:13.808		80.84	4.045	14:47:57.327
3 -	***55.115***	***105.6***	1:25.149	79.9	***49.594***	73.9	3:09.858	**(2)**	82.52	0.095	14:51:07.185
4 -	55.307	102.9	***1:24.265***	***80.2***	50.191	***74.8***	***3:09.763***	**(1)**	***82.56***		***14:54:16.948***
5 -	55.658	102.6	1:24.480	79.9	49.977	72.2	3:10.115	**(3)**	82.41	0.352	14:57:27.063

Weather / Track : Overcast / Dry

Spa-Francorchamps
Circuit Length = 4.3520 miles
Start: 14:25 Flag 14:55 End: 14:59

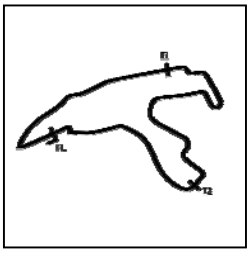

Motul Seven 270R & Avon Tyres Caterham Roadsport Championships

TESTING 3 - SECTOR ANALYSIS

SECTOR 1 = FL to I1, SECTOR 2 = I1 to I2, SECTOR 3 = I2 to FL, DIFF = Difference To Personal Best Lap, P = Crossed Finish Line in Pit Lane, D = Time Disallowed

P60 44 Roadspc Andrew SARGENT Caterham Roadsport -

IDEAL LAP TIME : 3:14.021 BEST LAP TIME : 3:15.345 DIFFERENCE : 1.324

LAP	SECTOR 1		SECTOR 2		SECTOR 3		LAP TIME		MPH	DIFF	TIME OF DAY
1 -	58.739	***106.5***	1:27.532	77.5	51.274	69.3	3:17.545	**(3)**	79.31	2.200	14:32:39.664
2 -	58.983	102.2	1:28.899	75.2	51.444	70.2	3:19.326		78.60	3.981	14:35:58.990
3 -	59.656	100.4	1:27.378	75.9	54.761	70.7	3:21.795		77.64	6.450	14:39:20.785
4 -	59.828	96.8	1:27.527	76.2	52.022	68.7	3:19.377		78.58	4.032	14:42:40.162
5 -	58.805	103.4	1:27.849	75.9	***50.900***	***72.3***	3:17.554		79.30	2.209	14:45:57.716
6 -	***57.686***	105.3	1:26.415	79.2	51.244	67.5	***3:15.345***	**(1)**	***80.20***		***14:49:13.061***
7 -	59.790	105.8	***1:25.435***	***80.1***	51.242	70.9	3:16.467	**(2)**	79.74	1.122	14:52:29.528
8 -	1:00.938	101.2	1:25.800	79.5	50.925	66.1	3:17.663		79.26	2.318	14:55:47.191

Weather / Track : Overcast / Dry

Spa-Francorchamps
Circuit Length = 4.3520 miles
Start: 14:25 Flag 14:55 End: 14:59

Motul Seven 270R & Avon Tyres Caterham Roadsport Championships

TESTING 3 - WEATHER CONDITIONS

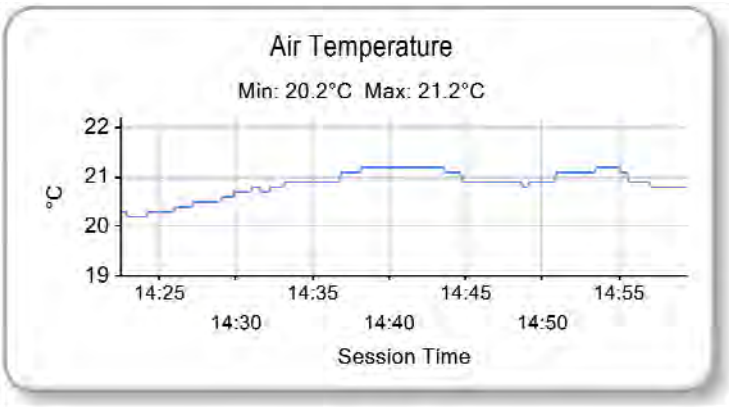

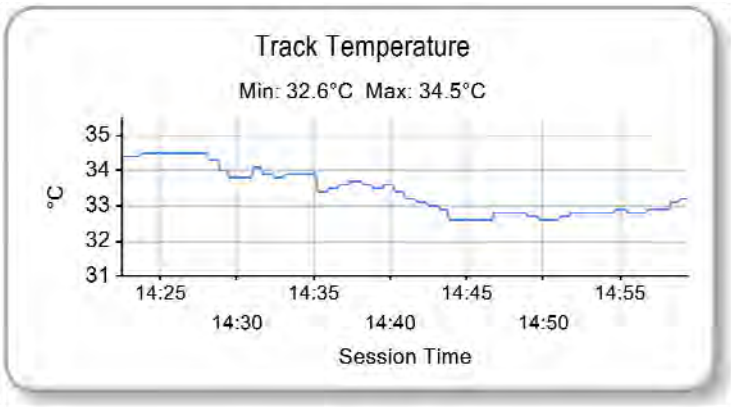

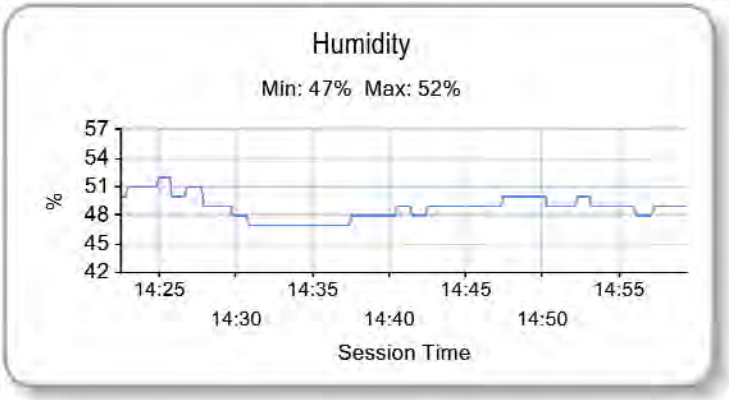

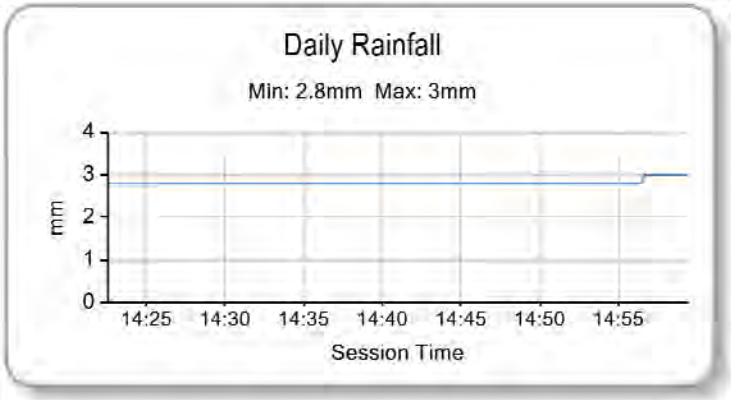

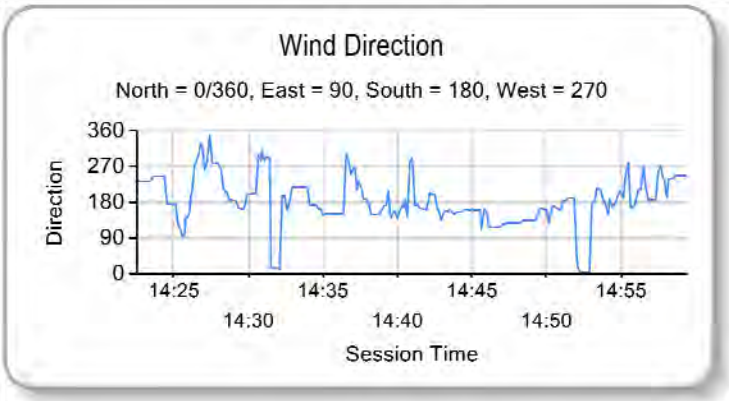

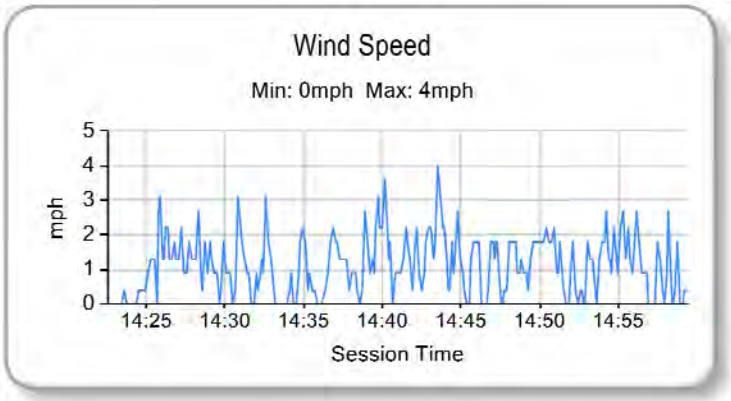

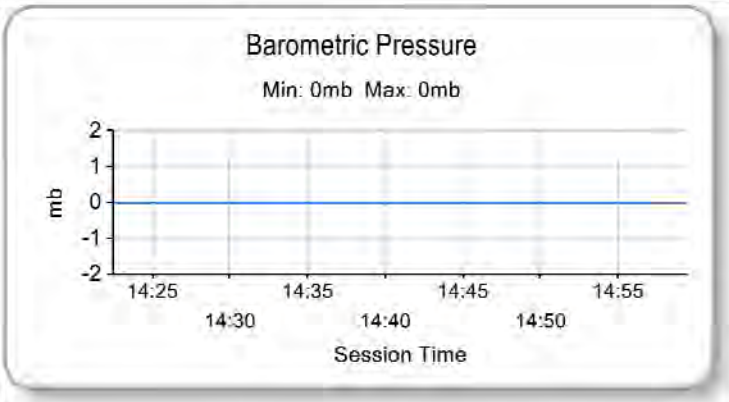

Weather / Track : Overcast / Dry

Spa-Francorchamps
Circuit Length = 4.3520 miles
Start: 14:25 Flag 14:55 End: 14:59

Results can be found at www.tsl-timing.com

Printed - 15:02 Friday, 19 July 2019

Motul Seven 270R & Avon Tyres Caterham Roadsport Championships

TESTING 3 - STATISTICS

Competitors Started	60
Planned Start	2019-07-19 @ 14:25:00.000
Actual Start	2019-07-19 @ 14:25:00.000
Finish Time	2019-07-19 @ 14:55:00.000
Track Length	4.3520mi.
Total Laps	515
Total Distance Covered	2241.3231mi.

Session Fastest Lap History

NO	CL	NAME	LAP TIME	TIME OF DAY	LAP	VEHICLE
36	270R	**Daniel HALSTEAD**	**2:58.990**	14:30:56.178	1	Caterham 270R
80	270R	**Matt SHEPPARD**	**2:55.940**	14:31:01.680	1	Caterham 270R
3	270R	**James MURPHY**	**2:55.914**	14:33:52.913	2	Caterham 270R
5	270R	**Gregory MONKS**	**2:55.306**	14:33:52.990	2	Caterham 270R
80	270R	**Matt SHEPPARD**	**2:54.802**	14:33:56.481	2	Caterham 270R
80	270R	**Matt SHEPPARD**	**2:54.074**	14:36:50.556	3	Caterham 270R
80	270R	**Matt SHEPPARD**	**2:53.823**	14:51:38.429	8	Caterham 270R

Flag History

TYPE	TIME OF DAY
GREEN	14:25:00.000
FINISH	14:55:00.000

Flag Statistics

TYPE	COUNT	TOTAL LAPS	TOTAL TIME
Green	1	10	34:35.188
Red	0	0	0.000
Safety Car	0	0	0.000
FCY	0	0	0.000

Spa-Francorchamps
Circuit Length = 4.3520 miles
Start: 14:25 Flag 14:55 End: 14:59

Weather / Track : Overcast / Dry

These results are provisional until the conclusion of any judicial and technical matters.

Motul Seven 270R & Avon Tyres Caterham Roadsport Championships

TESTING 3 - STATISTICS

CLASS : 270R

31 Starters

Fastest Lap History

NO	NAME	LAP TIME	TIME OF DAY	LAP	VEHICLE
36	**Daniel HALSTEAD**	**2:58.990**	14:30:56.178	1	Caterham 270R
80	**Matt SHEPPARD**	**2:55.940**	14:31:01.680	1	Caterham 270R
3	**James MURPHY**	**2:55.914**	14:33:52.913	2	Caterham 270R
5	**Gregory MONKS**	**2:55.306**	14:33:52.990	2	Caterham 270R
80	**Matt SHEPPARD**	**2:54.802**	14:33:56.481	2	Caterham 270R
80	**Matt SHEPPARD**	**2:54.074**	14:36:50.556	3	Caterham 270R
80	**Matt SHEPPARD**	**2:53.823**	14:51:38.429	8	Caterham 270R

Spa-Francorchamps

Weather / Track : Overcast / Dry

Circuit Length = 4.3520 miles

These results are provisional until the conclusion of any judicial and technical matters.

Start: 14:25 Flag 14:55 End: 14:59

Motul Seven 270R & Avon Tyres Caterham Roadsport Championships

TESTING 3 - STATISTICS

CLASS : Roadsport

29 Starters

Fastest Lap History

NO	NAME	LAP TIME	TIME OF DAY	LAP	VEHICLE
49	**Glenn MOULE**	**3:05.849**	14:31:02.139	1	Caterham Roadsport
119	**Stuart BELL**	**3:04.794**	14:31:03.326	1	Caterham Roadsport
164	**Giuseppe FELET**	**3:04.756**	14:31:08.824	1	Caterham Roadsport
15	**Ben LOPEZ-APPLETON**	**3:02.623**	14:31:09.818	1	Caterham Roadsport
22	**Angelos ALVANOS**	**3:02.460**	14:31:33.726	1	Caterham Roadsport
70	**Lars Alexander HOFFMANN**	**3:01.960**	14:31:33.866	1	Caterham Roadsport
84	**Andrew MURGATROYD**	**3:01.186**	14:32:04.319	1	Caterham Roadsport
164	**Giuseppe FELET**	**2:59.570**	14:34:08.394	2	Caterham Roadsport
142	**Ben BUCKLEY**	**2:59.162**	14:34:11.986	2	Caterham Roadsport
164	**Giuseppe FELET**	**2:58.951**	14:46:15.061	6	Caterham Roadsport
142	**Ben BUCKLEY**	**2:58.357**	14:46:15.620	6	Caterham Roadsport
70	**Lars Alexander HOFFMANN**	**2:58.072**	14:46:44.881	6	Caterham Roadsport

Spa-Francorchamps

Weather / Track : Overcast / Dry

Circuit Length = 4.3520 miles

These results are provisional until the conclusion of any judicial and technical matters.

Start: 14:25 Flag 14:55 End: 14:59

Motul Seven 270R & Avon Tyres Caterham Roadsport Championships

TESTING 4 - CLASSIFICATION

POS	NO	CL	PIC	NAME	ENTRY	TIME	ON	LAPS	GAP	DIFF	MPH
1	36	270R	1	Daniel HALSTEAD	Caterham 270R - DPR Motorsport	2:53.803	5	8			90.14
2	17	270R	2	Tom ALLEN	Caterham 270R -	2:54.045	4	7	0.242	0.242	90.01
3	3	270R	3	James MURPHY	Caterham 270R - DPR Motorsport	2:54.347	1	8	0.544	0.302	89.86
4	6	270R	4	Justin HEAP	Caterham 270R -	2:54.357	7	8	0.554	0.010	89.85
5	12	270R	5	Toby CLOWES	Caterham 270R -	2:54.474	8	8	0.671	0.117	89.79
6	77	270R	6	Daniel FRENCH	Caterham 270R -	2:54.638	4	8	0.835	0.164	89.71
7	80	270R	7	Matt SHEPPARD	Caterham 270R -	2:55.012	7	7	1.209	0.374	89.52
8	5	270R	8	Gregory MONKS	Caterham 270R -	2:55.267	5	8	1.464	0.255	89.39
9	11	270R	9	Chris MOORE	Caterham 270R - DPR Motorsport	2:55.274	6	7	1.471	0.007	89.38
10	86	270R	10	James DE LUSIGNAN	Caterham 270R -	2:55.685	9	9	1.882	0.411	89.17
11	25	270R	11	Neil FRASER	Caterham 270R -	2:55.820	2	7	2.017	0.135	89.11
12	79	270R	12	Lewis THOMPSON	Caterham 270R - DW Motorsport	2:55.827	4	7	2.024	0.007	89.10
13	74	270R	13	Oli PRATT	Caterham 270R - Geotechnical Experts Ltd	2:55.858	7	8	2.055	0.031	89.09
14	33	270R	14	Matthew CREAK	Caterham 270R - Team CRC Transport Limited	2:55.954	7	7	2.151	0.096	89.04
15	68	270R	15	Simon GOODWIN	Caterham 270R -	2:56.491	2	7	2.688	0.537	88.77
16	19	270R	16	Graham MACDONALD	Caterham 270R -	2:57.010	4	5	3.207	0.519	88.51
17	8	270R	17	John ISHERWOOD	Caterham 270R -	2:57.039	3	7	3.236	0.029	88.49
18	21	270R	18	Jonny JARRATT	Caterham 270R -	2:57.424	5	7	3.621	0.385	88.30
19	42	270R	19	Ian FORTESCUE	Caterham 270R -	2:57.569	3	7	3.766	0.145	88.23
20	57	270R	20	Nilesh PARMAR	Caterham 270R - DPR Motorsport	2:57.605	9	9	3.802	0.036	88.21
21	88	270R	21	James MCCALL	Caterham 270R -	2:57.748	7	7	3.945	0.143	88.14
22	129	Roadsport	1	Will ROSSETTI	Caterham Roadsport -	2:58.086	7	7	4.283	0.338	87.97
23	76	270R	22	Richard CLEGG	Caterham 270R -	2:58.183	6	6	4.380	0.097	87.92
24	84	Roadsport	2	Andrew MURGATROYD	Caterham Roadsport -	2:58.295	2	7	4.492	0.112	87.87
25	28	270R	23	Paul FIELDER	Caterham 270R -	2:58.412	3	6	4.609	0.117	87.81
26	70	Roadsport	3	Lars Alexander HOFFMANN	Caterham Roadsport -	2:58.517	4	5	4.714	0.105	87.76
27	10	270R	24	James GILMOUR	Caterham 270R -	2:58.587	4	7	4.784	0.070	87.73
28	9	270R	25	Jimmy BEVAN	Caterham 270R -	2:58.596	6	6	4.793	0.009	87.72
29	142	Roadsport	4	Ben BUCKLEY	Caterham Roadsport -	2:59.094	3	6	5.291	0.498	87.48
30	63	270R	26	Scott PARKER	Caterham 270R -	2:59.131	7	7	5.328	0.037	87.46
31	95	270R	27	Al MELTON	Caterham 270R -	2:59.337	4	7	5.534	0.206	87.36
32	174	Roadsport	5	Alan VENTERS	Caterham Roadsport -	2:59.540	4	7	5.737	0.203	87.26
33	15	Roadsport	6	Ben LOPEZ-APPLETON	Caterham Roadsport -	2:59.620	2	6	5.817	0.080	87.22
34	29	270R	28	Alastair CURREY	Caterham 270R -	2:59.689	6	7	5.886	0.069	87.19
35	131	Roadsport	7	Max GAUNT	Caterham Roadsport -	2:59.828	3	7	6.025	0.139	87.12
36	72	270R	29	Mark SMITH	Caterham 270R -	2:59.878	7	7	6.075	0.050	87.10
37	2	Roadsport	8	Andy LEES	Caterham Roadsport -	3:00.025	6	7	6.222	0.147	87.02
38	22	Roadsport	9	Angelos ALVANOS	Caterham Roadsport -	3:00.197	5	7	6.394	0.172	86.94
39	64	270R	30	Neal EVANS	Caterham 270R -	3:00.575	3	7	6.772	0.378	86.76
40	99	Roadsport	10	Gideon WILKINSON	Caterham Roadsport -	3:01.070	7	7	7.267	0.495	86.52
41	14	Roadsport	11	Fraser JONES	Caterham Roadsport -	3:01.151	3	7	7.348	0.081	86.48
42	51	Roadsport	12	Graham DODRIDGE	Caterham Roadsport -	3:01.169	5	8	7.366	0.018	86.48
43	23	270R	31	Andy MORGAN	Caterham 270R -	3:01.226	2	3	7.423	0.057	86.45
44	37	Roadsport	13	Tom BROWN	Caterham Roadsport -	3:01.230	7	7	7.427	0.004	86.45
45	53	Roadsport	14	Nicholas SMITH	Caterham Roadsport -	3:01.963	4	7	8.160	0.733	86.10
46	195	Roadsport	15	Tom POWER	Caterham Roadsport - Listers	3:02.054	7	7	8.251	0.091	86.05
47	164	Roadsport	16	Giuseppe FELET	Caterham Roadsport -	3:02.854	6	6	9.051	0.800	85.68
48	49	Roadsport	17	Glenn MOULE	Caterham Roadsport -	3:03.257	1	7	9.454	0.403	85.49
49	73	Roadsport	18	Dan CLAYPHAN	Caterham Roadsport -	3:03.669	2	6	9.866	0.412	85.30
50	78	Roadsport	19	Guy BERRYMAN	Caterham Roadsport -	3:03.717	5	5	9.914	0.048	85.28
51	69	Roadsport	20	Charlie MIZON	Caterham Roadsport -	3:04.684	6	7	10.881	0.967	84.83
52	117	Roadsport	21	Gary LAPIDUS	Caterham Roadsport -	3:05.324	5	7	11.521	0.640	84.54
53	133	Roadsport	22	Ryan ERROLL	Caterham Roadsport -	3:05.914	5	5	12.111	0.590	84.27
54	123	Roadsport	23	Anthony WARNER	Caterham Roadsport -	3:06.311	6	7	12.508	0.397	84.09
55	32	Roadsport	24	Alan THICKETT	Caterham Roadsport -	3:06.498	4	6	12.695	0.187	84.00
56	16	Roadsport	25	James CROCKER	Caterham Roadsport -	3:07.290	2	6	13.487	0.792	83.65
57	13	Roadsport	26	David THORNTON	Caterham Roadsport -	3:08.540	4	5	14.737	1.250	83.09
58	44	Roadsport	27	Andrew SARGENT	Caterham Roadsport -	3:16.693	2	6	22.890	8.153	79.65
59	119	Roadsport	28	Stuart BELL	Caterham Roadsport -			1			

***Cars 13,15,36,37,49,51,57,73,78,99 - please fit a working transponder**

Spa-Francorchamps
Circuit Length = 4.3520 miles
Start: 15:45 Flag 16:15 End: 16:19

Weather / Track : Overcast / Dry

These results are provisional until the conclusion of any judicial and technical matters.

Clerk Of Course :	Steward :	Timekeeper :

Results can be found at www.tsl-timing.com

Printed - 16:24 Friday, 19 July 2019

Motul Seven 270R & Avon Tyres Caterham Roadsport Championships

TESTING 4 - BEST SECTORS

	SECTOR 1			SECTOR 2			SECTOR 3			IDEAL / BEST COMPARISON					
POS	NO	NAME	TIME	NO	NAME	TIME	NO	NAME	TIME	POS	NO	NAME	IDEAL	BEST	DIFF
												PERFECT LAP	2:52.549		
1	17	ALLEN	50.311	80	SHEPPARD	1:17.068	17	ALLEN	45.170	1	17	ALLEN	2:53.654	2:54.045	0.391
2	3	MURPHY	50.801	79	THOMPSON	1:17.206	6	HEAP	45.328	2	3	MURPHY	2:53.735	2:54.347	0.612
3	11	MOORE	50.829	77	FRENCH	1:17.258	3	MURPHY	45.432	3	6	HEAP	2:53.940	2:54.357	0.417
4	12	CLOWES	51.020	5	MONKS	1:17.337	12	CLOWES	45.448	4	11	MOORE	2:54.011	2:55.274	1.263
5	6	HEAP	51.040	11	MOORE	1:17.455	77	FRENCH	45.493	5	77	FRENCH	2:54.082	2:54.638	0.556
6	86	LUSIGNAN	51.097	3	MURPHY	1:17.502	25	FRASER	45.533	6	12	CLOWES	2:54.304	2:54.474	0.170
7	68	GOODWIN	51.250	6	HEAP	1:17.572	74	PRATT	45.561	7	86	LUSIGNAN	2:54.391	2:55.685	1.294
8	25	FRASER	51.320	86	LUSIGNAN	1:17.596	5	MONKS	45.653	8	5	MONKS	2:54.532	2:55.267	0.735
9	33	CREAK	51.330	74	PRATT	1:17.666	33	CREAK	45.688	9	80	SHEPPARD	2:54.650	2:55.012	0.362
10	77	FRENCH	51.331	12	CLOWES	1:17.836	86	LUSIGNAN	45.698	10	79	THOMPSON	2:54.684	2:55.827	1.143
11	5	MONKS	51.542	19	MACDONALD	1:17.985	11	MOORE	45.727	11	74	PRATT	2:54.964	2:55.858	0.894
12	79	THOMPSON	51.546	88	MCCALL	1:18.112	88	MCCALL	45.822	12	25	FRASER	2:55.162	2:55.820	0.658
13	8	ISHERWOOD	51.591	17	ALLEN	1:18.173	19	MACDONALD	45.872	13	19	MACDONALD	2:55.474	2:57.010	1.536
14	19	MACDONALD	51.617	42	FORTESCUE	1:18.288	80	SHEPPARD	45.874	14	33	CREAK	2:55.670	2:55.954	0.284
15	80	SHEPPARD	51.708	25	FRASER	1:18.309	70	HOFFMANN	45.883	15	88	MCCALL	2:55.901	2:57.748	1.847
16	74	PRATT	51.737	129	ROSSETTI	1:18.337	79	THOMPSON	45.932	16	68	GOODWIN	2:55.908	2:56.491	0.583
17	72	SMITH	51.832	68	GOODWIN	1:18.431	21	JARRATT	46.038	17	70	HOFFMANN	2:56.312	2:58.517	2.205
18	70	HOFFMANN	51.929	70	HOFFMANN	1:18.500	28	FIELDER	46.170	18	8	ISHERWOOD	2:56.550	2:57.039	0.489
19	21	JARRATT	51.939	10	GILMOUR	1:18.525	68	GOODWIN	46.227	19	21	JARRATT	2:56.692	2:57.424	0.732
20	88	MCCALL	51.967	95	MELTON	1:18.616	8	ISHERWOOD	46.228	20	129	ROSSETTI	2:57.197	2:58.086	0.889
21	76	CLEGG	52.062	33	CREAK	1:18.652	72	SMITH	46.230	21	10	GILMOUR	2:57.205	2:58.587	1.382
22	129	ROSSETTI	52.065	21	JARRATT	1:18.715	84	MURGATROYD	46.332	22	42	FORTESCUE	2:57.228	2:57.569	0.341
23	9	BEVAN	52.135	8	ISHERWOOD	1:18.731	9	BEVAN	46.389	23	76	CLEGG	2:57.575	2:58.183	0.608
24	10	GILMOUR	52.221	76	CLEGG	1:18.971	10	GILMOUR	46.459	24	95	MELTON	2:57.801	2:59.337	1.536
25	28	FIELDER	52.247	84	MURGATROYD	1:18.984	42	FORTESCUE	46.528	25	84	MURGATROYD	2:57.967	2:58.295	0.328
26	63	PARKER	52.267	142	BUCKLEY	1:19.110	76	CLEGG	46.542	26	9	BEVAN	2:58.133	2:58.596	0.463
27	142	BUCKLEY	52.381	164	FELET	1:19.140	131	GAUNT	46.626	27	28	FIELDER	2:58.227	2:58.412	0.185
28	42	FORTESCUE	52.412	63	PARKER	1:19.314	95	MELTON	46.648	28	72	SMITH	2:58.321	2:59.878	1.557
29	2	LEES	52.453	174	VENTERS	1:19.322	2	LEES	46.706	29	63	PARKER	2:58.463	2:59.131	0.668
30	64	EVANS	52.503	2	LEES	1:19.376	129	ROSSETTI	46.795	30	142	BUCKLEY	2:58.480	2:59.094	0.614
31	95	MELTON	52.537	22	ALVANOS	1:19.376	29	CURREY	46.827	31	2	LEES	2:58.535	3:00.025	1.490
32	84	MURGATROYD	52.651	195	POWER	1:19.494	174	VENTERS	46.872	32	174	VENTERS	2:59.369	2:59.540	0.171
33	131	GAUNT	52.692	9	BEVAN	1:19.609	63	PARKER	46.882	33	29	CURREY	2:59.397	2:59.689	0.292
34	29	CURREY	52.700	28	FIELDER	1:19.810	14	JONES	46.946	34	22	ALVANOS	2:59.456	3:00.197	0.741
35	22	ALVANOS	53.087	29	CURREY	1:19.870	142	BUCKLEY	46.989	35	131	GAUNT	2:59.828	2:59.828	0.000
36	174	VENTERS	53.175	14	JONES	1:20.189	22	ALVANOS	46.993	36	64	EVANS	3:00.356	3:00.575	0.219
37	53	SMITH	53.182	23	MORGAN	1:20.220	195	POWER	47.023	37	14	JONES	3:00.540	3:01.151	0.611
38	14	JONES	53.405	53	SMITH	1:20.255	53	SMITH	47.117	38	53	SMITH	3:00.554	3:01.963	1.409
39	23	MORGAN	53.436	72	SMITH	1:20.259	119	BELL	47.203	39	195	POWER	3:00.897	3:02.054	1.157
40	133	ERROLL	53.956	131	GAUNT	1:20.510	64	EVANS	47.263	40	23	MORGAN	3:01.147	3:01.226	0.079
41	195	POWER	54.380	64	EVANS	1:20.590	23	MORGAN	47.491	41	164	FELET	3:02.612	3:02.854	0.242
42	117	LAPIDUS	54.611	119	BELL	1:20.873	117	LAPIDUS	47.901	42	117	LAPIDUS	3:03.407	3:05.324	1.917
43	123	WARNER	54.776	117	LAPIDUS	1:20.895	69	MIZON	47.970	43	69	MIZON	3:03.914	3:04.684	0.770
44	69	MIZON	54.823	69	MIZON	1:21.121	123	WARNER	48.077	44	119	BELL	3:04.304		
45	164	FELET	55.086	32	THICKETT	1:22.013	32	THICKETT	48.231	45	133	ERROLL	3:04.919	3:05.914	0.995
46	16	CROCKER	55.267	133	ERROLL	1:22.033	164	FELET	48.386	46	123	WARNER	3:05.228	3:06.311	1.083
47	32	THICKETT	55.423	123	WARNER	1:22.375	16	CROCKER	48.878	47	32	THICKETT	3:05.667	3:06.498	0.831
48	119	BELL	56.228	16	CROCKER	1:22.918	133	ERROLL	48.930	48	16	CROCKER	3:07.063	3:07.290	0.227
49	44	SARGENT	58.301	73	CLAYPHAN	1:25.697	44	SARGENT	51.230	49	44	SARGENT	3:16.071	3:16.693	0.622
50				44	SARGENT	1:26.540				50	73	CLAYPHAN		3:03.669	
51										51	99	WILKINSON		3:01.070	
52										52	51	DODRIDGE		3:01.169	
53										53	49	MOULE		3:03.257	
54										54	78	BERRYMAN		3:03.717	
55										55	13	THORNTON		3:08.540	
56										56	36	HALSTEAD		2:53.803	
57										57	37	BROWN		3:01.230	
58										58	57	PARMAR		2:57.605	
59										59	15	LOPEZ-APPLETON		2:59.620	

Weather / Track : Overcast / Dry

Spa-Francorchamps
Circuit Length = 4.3520 miles
Start: 15:45 Flag 16:15 End: 16:19

Results can be found at www.tsl-timing.com

Printed - 16:25 Friday, 19 July 2019

Motul Seven 270R & Avon Tyres Caterham Roadsport Championships

TESTING 4 - BEST SPEEDS

	INTERMEDIATE 1			INTERMEDIATE 2			FINISH LINE		
POS	NO	NAME	MPH	NO	NAME	MPH	NO	NAME	MPH
1	6	HEAP	122.2	17	ALLEN	85.8	17	ALLEN	80.9
2	11	MOORE	120.6	6	HEAP	85.5	3	MURPHY	79.7
3	17	ALLEN	120.2	5	MONKS	85.5	12	CLOWES	79.2
4	77	FRENCH	120.2	25	FRASER	85.5	8	ISHERWOOD	78.9
5	68	GOODWIN	119.8	33	CREAK	85.4	5	MONKS	78.8
6	86	LUSIGNAN	119.4	79	THOMPSON	85.3	6	HEAP	78.7
7	25	FRASER	119.4	3	MURPHY	85.2	86	LUSIGNAN	78.7
8	33	CREAK	119.4	21	JARRATT	85.2	19	MACDONALD	78.7
9	5	MONKS	118.7	8	ISHERWOOD	85.1	76	CLEGG	78.7
10	74	PRATT	118.3	9	BEVAN	85.1	11	MOORE	78.3
11	3	MURPHY	118.1	142	BUCKLEY	85.1	21	JARRATT	78.3
12	88	MCCALL	117.9	80	SHEPPARD	84.9	77	FRENCH	78.1
13	10	GILMOUR	117.7	42	FORTESCUE	84.7	25	FRASER	78.1
14	12	CLOWES	117.3	129	ROSSETTI	84.7	68	GOODWIN	78.1
15	8	ISHERWOOD	117.1	95	MELTON	84.7	74	PRATT	77.9
16	76	CLEGG	117.1	11	MOORE	84.6	33	CREAK	77.9
17	95	MELTON	117.1	12	CLOWES	84.5	28	FIELDER	77.8
18	70	HOFFMANN	116.7	86	LUSIGNAN	84.5	79	THOMPSON	77.6
19	19	MACDONALD	116.5	88	MCCALL	84.5	80	SHEPPARD	77.5
20	64	EVANS	116.3	19	MACDONALD	84.3	129	ROSSETTI	77.5
21	80	SHEPPARD	116.1	195	POWER	84.3	72	SMITH	77.4
22	42	FORTESCUE	115.9	174	VENTERS	84.2	70	HOFFMANN	77.3
23	21	JARRATT	115.7	72	SMITH	84.2	142	BUCKLEY	77.1
24	9	BEVAN	115.7	77	FRENCH	83.9	42	FORTESCUE	76.9
25	131	GAUNT	115.3	68	GOODWIN	83.9	29	CURREY	76.9
26	14	JONES	115.1	84	MURGATROYD	83.8	131	GAUNT	76.9
27	53	SMITH	115.1	76	CLEGG	83.7	174	VENTERS	76.7
28	129	ROSSETTI	114.3	64	EVANS	83.7	64	EVANS	76.7
29	63	PARKER	114.3	70	HOFFMANN	83.6	84	MURGATROYD	76.5
30	72	SMITH	114.3	10	GILMOUR	83.6	88	MCCALL	76.1
31	28	FIELDER	113.9	119	BELL	83.6	9	BEVAN	76.1
32	2	LEES	113.7	28	FIELDER	83.5	95	MELTON	75.9
33	79	THOMPSON	113.5	74	PRATT	83.4	119	BELL	75.8
34	29	CURREY	113.5	63	PARKER	83.4	2	LEES	75.7
35	84	MURGATROYD	113.1	131	GAUNT	83.0	22	ALVANOS	75.7
36	142	BUCKLEY	112.4	29	CURREY	82.8	69	MIZON	75.7
37	23	MORGAN	112.4	14	JONES	82.8	10	GILMOUR	75.6
38	123	WARNER	112.4	2	LEES	82.7	63	PARKER	75.4
39	22	ALVANOS	112.2	53	SMITH	82.6	53	SMITH	75.4
40	133	ERROLL	111.8	23	MORGAN	82.5	195	POWER	75.4
41	174	VENTERS	110.9	164	FELET	82.5	14	JONES	75.3
42	69	MIZON	110.7	22	ALVANOS	82.3	32	THICKETT	75.1
43	32	THICKETT	110.5	69	MIZON	82.0	23	MORGAN	74.9
44	117	LAPIDUS	109.8	133	ERROLL	81.8	133	ERROLL	74.8
45	195	POWER	108.2	32	THICKETT	81.8	164	FELET	74.8
46	164	FELET	108.2	117	LAPIDUS	81.3	16	CROCKER	74.5
47	16	CROCKER	107.7	123	WARNER	81.1	123	WARNER	74.3
48	44	SARGENT	106.1	73	CLAYPHAN	80.6	117	LAPIDUS	73.7
49	119	BELL	106.0	16	CROCKER	80.6	44	SARGENT	72.1
50	73	CLAYPHAN	103.2	44	SARGENT	77.3			
51									
52									
53									
54									
55									
56									
57									
58									
59									

Weather / Track : Overcast / Dry

Spa-Francorchamps
Circuit Length = 4.3520 miles
Start: 15:45 Flag 16:15 End: 16:19

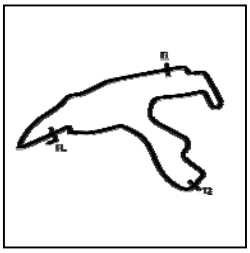

Motul Seven 270R & Avon Tyres Caterham Roadsport Championships

TESTING 4 - SECTOR ANALYSIS

SECTOR 1 = FL to I1, SECTOR 2 = I1 to I2, SECTOR 3 = I2 to FL, DIFF = Difference To Personal Best Lap, P = Crossed Finish Line in Pit Lane, D = Time Disallowed

P1 36 270R Daniel HALSTEAD — Caterham 270R - DPR Motorsport

IDEAL LAP TIME : BEST LAP TIME : 2:53.803 DIFFERENCE :

LAP	SECTOR 1	SECTOR 2	SECTOR 3	LAP TIME	MPH	DIFF	TIME OF DAY
1 -				2:58.004	88.01	4.201	15:50:55.491
2 -				8:49.298	29.60	5:55.495	15:59:44.789
3 -				2:55.754	89.14	1.951	16:02:40.543
4 -				2:55.331 (3)	89.35	1.528	16:05:35.874
5 -				***2:53.803 (1)***	***90.14***		***16:08:29.677***
6 -				2:54.115 (2)	89.98	0.312	16:11:23.792
7 -				2:56.111	88.96	2.308	16:14:19.903
8 -				2:57.372	88.33	3.569	16:17:17.275

P2 17 270R Tom ALLEN — Caterham 270R -

IDEAL LAP TIME : 2:53.654 BEST LAP TIME : 2:54.045 DIFFERENCE : 0.391

LAP	SECTOR 1		SECTOR 2		SECTOR 3		LAP TIME	MPH	DIFF	TIME OF DAY
1 -	OUTLAP	118.7	1:18.918	84.5	46.554	78.3	8:59.366	29.04	6:05.321	15:59:35.987
2 -	51.098	115.1	1:18.930	84.3	52.981	78.9	3:03.009	85.61	8.964	16:02:38.996
3 -	50.837	***120.2***	1:18.838	84.5	45.289	80.0	2:54.964	89.54	0.919	16:05:33.960
4 -	50.651	***120.2***	1:18.224	84.7	***45.170***	78.3	***2:54.045 (1)***	***90.01***		***16:08:28.005***
5 -	51.979	115.3	***1:18.173***	***85.8***	47.032	78.6	2:57.184	88.42	3.139	16:11:25.189
6 -	50.470	113.1	1:18.969	85.3	45.456	***80.9***	2:54.895 (3)	89.58	0.850	16:14:20.084
7 -	***50.311***	116.3	1:18.178	84.2	45.925	78.0	2:54.414 (2)	89.82	0.369	16:17:14.498

P3 3 270R James MURPHY — Caterham 270R - DPR Motorsport

IDEAL LAP TIME : 2:53.735 BEST LAP TIME : 2:54.347 DIFFERENCE : 0.612

LAP	SECTOR 1		SECTOR 2		SECTOR 3		LAP TIME	MPH	DIFF	TIME OF DAY
1 -	51.280	117.3	1:17.635	***85.2***	***45.432***	77.6	***2:54.347 (1)***	***89.86***		***15:50:52.532***
2 -	OUTLAP	114.7	1:18.179	83.8	46.608	***79.7***	8:48.249	29.65	5:53.902	15:59:40.781
3 -	***50.801***	117.9	1:18.484	85.0	46.784	79.1	2:56.069	88.98	1.722	16:02:36.850
4 -	51.788	112.4	1:18.841	84.9	45.469	79.0	2:56.098	88.97	1.751	16:05:32.948
5 -	50.970	***118.1***	1:18.206	84.0	46.205	78.8	2:55.381	89.33	1.034	16:08:28.329
6 -	51.873	110.5	***1:17.502***	84.6	45.648	76.9	2:55.023 (3)	89.51	0.676	16:11:23.352
7 -	52.129	112.2	1:20.092	82.9	46.824	78.0	2:59.045	87.50	4.698	16:14:22.397
8 -	51.703	113.5	1:17.508	84.9	45.659	78.2	2:54.870 (2)	89.59	0.523	16:17:17.267

P4 6 270R Justin HEAP — Caterham 270R -

IDEAL LAP TIME : 2:53.940 BEST LAP TIME : 2:54.357 DIFFERENCE : 0.417

LAP	SECTOR 1		SECTOR 2		SECTOR 3		LAP TIME	MPH	DIFF	TIME OF DAY
1 -	52.003	115.7	1:17.760	84.0	46.319	76.1	2:56.082	88.97	1.725	15:50:44.832
2 -	OUTLAP	114.5	1:19.025	83.9	46.373	78.1	8:54.308	29.32	5:59.951	15:59:39.140
3 -	51.845	114.5	1:18.535	83.9	46.870	77.9	2:57.250	88.39	2.893	16:02:36.390
4 -	51.964	114.9	1:18.743	82.6	46.556	***78.7***	2:57.263	88.38	2.906	16:05:33.653
5 -	***51.040***	***122.2***	1:19.209	84.8	45.563	77.6	2:55.812 (3)	89.11	1.455	16:08:29.465
6 -	52.083	114.1	***1:17.572***	84.7	***45.328***	77.9	2:54.983 (2)	89.53	0.626	16:11:24.448
7 -	51.047	116.7	1:17.964	***85.5***	45.346	75.2	***2:54.357 (1)***	***89.85***		***16:14:18.805***
8 -	51.677	116.7	1:18.563	82.0	46.567	77.7	2:56.807	88.61	2.450	16:17:15.612

P5 12 270R Toby CLOWES — Caterham 270R -

IDEAL LAP TIME : 2:54.304 BEST LAP TIME : 2:54.474 DIFFERENCE : 0.170

LAP	SECTOR 1		SECTOR 2		SECTOR 3		LAP TIME	MPH	DIFF	TIME OF DAY
1 -	52.324	110.1	1:18.866	***84.5***	46.259	78.7	2:57.449	88.29	2.975	15:50:45.207
2 -	OUTLAP	111.4	1:24.251	81.2	46.841	77.0	9:05.896	28.70	6:11.422	15:59:51.103
3 -	52.438	112.4	1:20.456	83.7	47.526	75.6	3:00.420	86.83	5.946	16:02:51.523
4 -	52.561	109.8	1:21.203	56.0	49.942	76.6	3:03.706	85.28	9.232	16:05:55.229
5 -	52.450	112.0	1:18.689	84.3	46.006	77.9	2:57.145 (3)	88.44	2.671	16:08:52.374
6 -	52.886	113.1	1:20.968	83.2	45.966	78.1	2:59.820	87.12	5.346	16:11:52.194
7 -	51.418	***117.3***	1:18.853	***84.5***	***45.448***	78.5	2:55.719 (2)	89.16	1.245	16:14:47.913
8 -	***51.020***	116.7	***1:17.836***	84.0	45.618	***79.2***	***2:54.474 (1)***	***89.79***		***16:17:42.387***

Weather / Track : Overcast / Dry

Spa-Francorchamps
Circuit Length = 4.3520 miles
Start: 15:45 Flag 16:15 End: 16:19

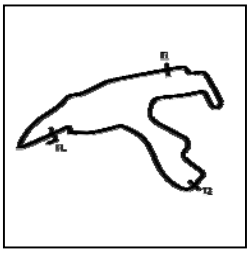

Motul Seven 270R & Avon Tyres Caterham Roadsport Championships

TESTING 4 - SECTOR ANALYSIS

SECTOR 1 = FL to I1, SECTOR 2 = I1 to I2, SECTOR 3 = I2 to FL, DIFF = Difference To Personal Best Lap, P = Crossed Finish Line in Pit Lane, D = Time Disallowed

P6 77 270R Daniel FRENCH

Caterham 270R -

IDEAL LAP TIME : 2:54.082 BEST LAP TIME : 2:54.638 DIFFERENCE : 0.556

LAP	SECTOR 1		SECTOR 2		SECTOR 3		LAP TIME		MPH	DIFF	TIME OF DAY
1 -	1:35.309	66.1	1:35.401	67.5	IN PIT		8:39.333	P	30.16	5:44.695	15:56:55.910
2 -	OUTLAP	114.5	1:17.630	83.6	***45.493***	76.8	3:14.114		80.71	19.476	16:00:10.024
3 -	52.284	112.5	1:17.488	75.6	46.661	76.0	2:56.433	(3)	88.80	1.795	16:03:06.457
4 -	51.626	117.9	***1:17.258***	***83.9***	45.754	77.4	***2:54.638***	(1)	***89.71***		***16:06:01.095***
5 -	52.479	111.8	1:17.412	83.3	46.905	76.0	2:56.796		88.61	2.158	16:08:57.891
6 -	52.129	112.9	1:19.012	83.6	46.863	76.6	2:58.004		88.01	3.366	16:11:55.895
7 -	51.799	112.2	1:17.495	82.8	45.627	***78.1***	2:54.921	(2)	89.56	0.283	16:14:50.816
8 -	***51.331***	116.3	1:27.420	82.4	47.732	75.3	3:06.483		84.01	11.845	16:17:57.299

P7 80 270R Matt SHEPPARD

Caterham 270R -

IDEAL LAP TIME : 2:54.650 BEST LAP TIME : 2:55.012 DIFFERENCE : 0.362

LAP	SECTOR 1		SECTOR 2		SECTOR 3		LAP TIME		MPH	DIFF	TIME OF DAY
1 -	OUTLAP	114.1	1:17.455	84.8	45.946	76.1	10:21.232		25.22	7:26.220	15:58:57.591
2 -	52.481	110.9	1:18.329	***84.9***	45.989	76.1	2:56.799		88.61	1.787	16:01:54.390
3 -	52.757	108.2	1:18.018	83.2	46.501	77.0	2:57.276		88.37	2.264	16:04:51.666
4 -	52.577	111.2	1:17.450	84.3	46.367	75.2	2:56.394	(3)	88.82	1.382	16:07:48.060
5 -	53.563	99.8	1:19.969	82.2	48.846	67.4	3:02.378		85.90	7.366	16:10:50.438
6 -	52.675	110.7	1:17.360	83.7	***45.874***	76.2	2:55.909	(2)	89.06	0.897	16:13:46.347
7 -	***51.708***	***116.1***	***1:17.068***	84.7	46.236	77.2	***2:55.012***	(1)	***89.52***		***16:16:41.359***

P8 5 270R Gregory MONKS

Caterham 270R -

IDEAL LAP TIME : 2:54.532 BEST LAP TIME : 2:55.267 DIFFERENCE : 0.735

LAP	SECTOR 1		SECTOR 2		SECTOR 3		LAP TIME		MPH	DIFF	TIME OF DAY
1 -	52.709	111.4	1:18.107	82.6	46.750	77.5	2:57.566		88.23	2.299	15:50:44.822
2 -	OUTLAP	***118.7***	1:19.290	83.4	46.693	***78.8***	8:52.246		29.43	5:56.979	15:59:37.068
3 -	51.828	117.7	1:19.626	82.0	46.074	77.4	2:57.528		88.25	2.261	16:02:34.596
4 -	51.671	113.1	1:17.688	77.7	46.610	77.4	2:55.969	(3)	89.03	0.702	16:05:30.565
5 -	52.277	110.9	***1:17.337***	82.8	***45.653***	76.8	***2:55.267***	(1)	***89.39***		***16:08:25.832***
6 -	52.152	112.0	1:18.957	81.6	46.449	76.7	2:57.558		88.23	2.291	16:11:23.390
7 -	51.983	112.7	1:17.725	83.6	45.776	77.7	2:55.484	(2)	89.28	0.217	16:14:18.874
8 -	***51.542***	113.9	1:18.312	***85.5***	46.341	77.4	2:56.195		88.92	0.928	16:17:15.069

P9 11 270R Chris MOORE

Caterham 270R - DPR Motorsport

IDEAL LAP TIME : 2:54.011 BEST LAP TIME : 2:55.274 DIFFERENCE : 1.263

LAP	SECTOR 1		SECTOR 2		SECTOR 3		LAP TIME		MPH	DIFF	TIME OF DAY
1 -	OUTLAP	112.2	1:17.866	***84.6***	45.808	77.7	9:44.182		26.81	6:48.908	15:59:21.160
2 -	51.704	116.1	1:18.273	83.4	***45.727***	78.0	2:55.704	(3)	89.16	0.430	16:02:16.864
3 -	52.561	113.5	1:17.828	83.5	47.895	72.6	2:58.284		87.87	3.010	16:05:15.148
4 -	52.484	112.7	1:18.462	84.0	45.836	77.4	2:56.782		88.62	1.508	16:08:11.930
5 -	51.017	***120.6***	1:18.288	82.2	45.988	***78.3***	2:55.293	(2)	89.37	0.019	16:11:07.223
6 -	***50.829***	120.0	***1:17.455***	84.2	46.990	77.6	***2:55.274***	(1)	***89.38***		***16:14:02.497***
7 -	51.306	117.1	1:19.473	78.3	47.099	75.3	2:57.878		88.08	2.604	16:17:00.375

P10 86 270R James DE LUSIGNAN

Caterham 270R -

IDEAL LAP TIME : 2:54.391 BEST LAP TIME : 2:55.685 DIFFERENCE : 1.294

LAP	SECTOR 1		SECTOR 2		SECTOR 3		LAP TIME		MPH	DIFF	TIME OF DAY
1 -	53.111	112.0	1:17.773	***84.5***	45.915	78.6	2:56.799		88.61	1.114	15:50:52.740
2 -	1:49.121	71.6	1:31.827	69.0	IN PIT		5:22.229	P	48.62	2:26.544	15:56:14.969
3 -	OUTLAP	112.2	1:18.633	82.4	46.461	77.2	3:50.750		67.89	55.065	16:00:05.719
4 -	52.658	112.4	1:19.797	78.2	46.933	76.3	2:59.388		87.33	3.703	16:03:05.107
5 -	53.030	111.4	1:18.262	82.8	45.902	77.0	2:57.194		88.42	1.509	16:06:02.301
6 -	52.368	115.9	***1:17.596***	83.2	45.973	77.8	2:55.937	(2)	89.05	0.252	16:08:58.238
7 -	51.774	118.5	1:18.599	83.6	46.432	76.7	2:56.805		88.61	1.120	16:11:55.043
8 -	52.669	112.0	1:17.685	84.3	***45.698***	***78.7***	2:56.052	(3)	88.99	0.367	16:14:51.095
9 -	***51.097***	***119.4***	1:18.067	83.3	46.521	77.4	***2:55.685***	(1)	***89.17***		***16:17:46.780***

Weather / Track : Overcast / Dry

Spa-Francorchamps
Circuit Length = 4.3520 miles
Start: 15:45 Flag 16:15 End: 16:19

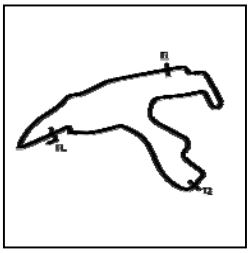

Motul Seven 270R & Avon Tyres Caterham Roadsport Championships

TESTING 4 - SECTOR ANALYSIS

SECTOR 1 = FL to I1, SECTOR 2 = I1 to I2, SECTOR 3 = I2 to FL, DIFF = Difference To Personal Best Lap, P = Crossed Finish Line in Pit Lane, D = Time Disallowed

P11 25 270R Neil FRASER

Caterham 270R -

IDEAL LAP TIME : 2:55.162 BEST LAP TIME : 2:55.820 DIFFERENCE : 0.658

LAP	SECTOR 1		SECTOR 2		SECTOR 3		LAP TIME	MPH	DIFF	TIME OF DAY
1 -	OUTLAP	110.7	1:19.899	83.4	46.061	77.1	8:53.397	29.37	5:57.577	15:59:47.459
2 -	51.646	117.3	***1:18.309***	83.5	45.865	76.0	***2:55.820*** **(1)**	***89.11***		***16:02:43.279***
3 -	52.161	113.3	1:18.561	83.0	***45.533***	76.8	2:56.255	88.89	0.435	16:05:39.534
4 -	***51.320***	***119.4***	1:18.741	***85.5***	45.845	77.1	2:55.906 **(2)**	89.06	0.086	16:08:35.440
5 -	51.831	112.2	1:18.751	83.0	46.293	76.5	2:56.875	88.57	1.055	16:11:32.315
6 -	52.447	112.2	1:18.874	84.0	46.067	77.4	2:57.388	88.32	1.568	16:14:29.703
7 -	52.037	113.7	1:18.358	84.8	45.775	***78.1***	2:56.170 **(3)**	88.93	0.350	16:17:25.873

P12 79 270R Lewis THOMPSON

Caterham 270R - DW Motorsport

IDEAL LAP TIME : 2:54.684 BEST LAP TIME : 2:55.827 DIFFERENCE : 1.143

LAP	SECTOR 1		SECTOR 2		SECTOR 3		LAP TIME	MPH	DIFF	TIME OF DAY
1 -	OUTLAP	112.2	1:19.176	83.6	46.509	***77.6***	10:28.126	24.94	7:32.299	15:58:57.937
2 -	52.262	109.6	1:17.991	83.6	47.114	77.3	2:57.367	88.33	1.540	16:01:55.304
3 -	***51.546***	113.1	1:20.536	83.4	***45.932***	77.3	2:58.014	88.01	2.187	16:04:53.318
4 -	51.760	***113.5***	1:17.737	***85.3***	46.330	76.9	***2:55.827*** **(1)**	***89.10***		***16:07:49.145***
5 -	52.032	112.0	1:17.535	83.6	46.650	74.5	2:56.217 **(3)**	88.91	0.390	16:10:45.362
6 -	52.531	111.6	1:17.535	83.0	46.157	77.5	2:56.223	88.90	0.396	16:13:41.585
7 -	52.100	110.1	1:17.564	83.8	46.247	76.7	2:55.911 **(2)**	89.06	0.084	16:16:37.496

P13 74 270R Oli PRATT

Caterham 270R - Geotechnical Experts Ltd

IDEAL LAP TIME : 2:54.964 BEST LAP TIME : 2:55.858 DIFFERENCE : 0.894

LAP	SECTOR 1		SECTOR 2		SECTOR 3		LAP TIME	MPH	DIFF	TIME OF DAY
1 -	52.203	112.2	1:18.834	81.8	46.116	76.6	2:57.153	88.44	1.295	15:50:57.964
2 -	OUTLAP	112.7	1:18.298	***83.4***	***45.561***	***77.9***	8:49.825	29.57	5:53.967	15:59:47.789
3 -	***51.737***	***118.3***	1:19.680	83.2	46.052	76.3	2:57.469	88.28	1.611	16:02:45.258
4 -	52.326	113.3	1:21.456	81.7	46.091	76.3	2:59.873	87.10	4.015	16:05:45.131
5 -	51.769	114.1	1:18.049	82.6	46.593	76.0	2:56.411 **(2)**	88.81	0.553	16:08:41.542
6 -	53.623	109.8	1:17.845	83.0	46.710	76.6	2:58.178	87.93	2.320	16:11:39.720
7 -	52.243	111.6	***1:17.666***	82.9	45.949	77.0	***2:55.858*** **(1)**	***89.09***		***16:14:35.578***
8 -	52.347	111.1	1:17.702	82.8	46.518	75.9	2:56.567 **(3)**	88.73	0.709	16:17:32.145

P14 33 270R Matthew CREAK

Caterham 270R - Team CRC Transport Limited

IDEAL LAP TIME : 2:55.670 BEST LAP TIME : 2:55.954 DIFFERENCE : 0.284

LAP	SECTOR 1		SECTOR 2		SECTOR 3		LAP TIME	MPH	DIFF	TIME OF DAY
1 -	OUTLAP	113.1	1:19.004	83.1	47.377	77.1	3:51.864	67.57	55.910	15:59:57.075
2 -	52.685	114.7	1:19.275	82.9	47.879	76.6	2:59.839	87.11	3.885	16:02:56.914
3 -	52.633	112.4	1:20.396	82.9	46.471	76.8	2:59.500	87.28	3.546	16:05:56.414
4 -	51.380	110.7	1:19.250	84.4	46.004	77.5	2:56.634 **(3)**	88.70	0.680	16:08:53.048
5 -	52.194	111.8	1:19.558	83.5	46.487	76.7	2:58.239	87.90	2.285	16:11:51.287
6 -	***51.330***	***119.4***	1:18.816	***85.4***	45.894	77.4	2:56.040 **(2)**	88.99	0.086	16:14:47.327
7 -	51.614	115.5	***1:18.652***	85.0	***45.688***	***77.9***	***2:55.954*** **(1)**	***89.04***		***16:17:43.281***

P15 68 270R Simon GOODWIN

Caterham 270R -

IDEAL LAP TIME : 2:55.908 BEST LAP TIME : 2:56.491 DIFFERENCE : 0.583

LAP	SECTOR 1		SECTOR 2		SECTOR 3		LAP TIME	MPH	DIFF	TIME OF DAY
1 -	OUTLAP	111.4	1:20.060	83.6	46.654	***78.1***	10:56.094	23.87	7:59.603	15:59:36.755
2 -	***51.250***	***119.8***	1:19.014	83.3	***46.227***	75.4	***2:56.491*** **(1)**	***88.77***		***16:02:33.246***
3 -	53.130	111.8	1:19.209	81.8	46.309	77.0	2:58.648	87.70	2.157	16:05:31.894
4 -	52.226	118.1	1:19.626	***83.9***	46.668	75.4	2:58.520	87.76	2.029	16:08:30.414
5 -	52.048	117.3	***1:18.431***	81.6	46.677	72.5	2:57.156 **(2)**	88.43	0.665	16:11:27.570
6 -	52.742	113.1	1:19.278	82.6	46.333	76.8	2:58.353	87.84	1.862	16:14:25.923
7 -	51.871	116.3	1:18.799	83.4	46.563	76.5	2:57.233 **(3)**	88.40	0.742	16:17:23.156

Weather / Track : Overcast / Dry

Spa-Francorchamps
Circuit Length = 4.3520 miles
Start: 15:45 Flag 16:15 End: 16:19

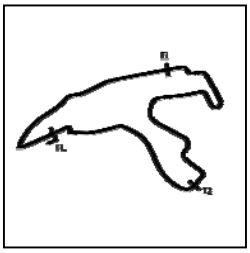

Motul Seven 270R & Avon Tyres Caterham Roadsport Championships

TESTING 4 - SECTOR ANALYSIS

SECTOR 1 = FL to I1, SECTOR 2 = I1 to I2, SECTOR 3 = I2 to FL, DIFF = Difference To Personal Best Lap, P = Crossed Finish Line in Pit Lane, D = Time Disallowed

P16 19 270R Graham MACDONALD Caterham 270R -

IDEAL LAP TIME : 2:55.474 BEST LAP TIME : 2:57.010 DIFFERENCE : 1.536

LAP	SECTOR 1		SECTOR 2		SECTOR 3		LAP TIME		MPH	DIFF	TIME OF DAY
1 -	51.758	***116.5***	1:19.007	82.9	IN PIT	46.7	7:49.194	**P**	33.39	4:52.184	15:56:08.796
2 -	OUTLAP	115.7	1:18.415	***84.3***	***45.872***	77.0	3:47.151		68.97	50.141	15:59:55.947
3 -	53.246	110.3	1:18.518	83.6	46.323	77.8	2:58.087	**(2)**	87.97	1.077	16:02:54.034
4 -	52.883	111.8	***1:17.985***	83.0	46.142	77.3	***2:57.010***	**(1)**	***88.51***		***16:05:51.044***
5 -	***51.617***	115.1	1:18.423	***84.3***	IN PIT		3:15.146	**P**	80.28	18.136	16:09:06.190

P17 8 270R John ISHERWOOD Caterham 270R -

IDEAL LAP TIME : 2:56.550 BEST LAP TIME : 2:57.039 DIFFERENCE : 0.489

LAP	SECTOR 1		SECTOR 2		SECTOR 3		LAP TIME		MPH	DIFF	TIME OF DAY
1 -	OUTLAP	111.2	1:19.370	83.3	***46.228***	76.9	10:26.364		25.01	7:29.325	15:59:09.254
2 -	51.927	114.7	1:19.152	84.0	46.461	77.0	2:57.540	**(2)**	88.24	0.501	16:02:06.794
3 -	***51.591***	114.1	***1:18.731***	83.8	46.717	***78.9***	***2:57.039***	**(1)**	***88.49***		***16:05:03.833***
4 -	52.393	109.2	1:20.365	***85.1***	46.338	78.4	2:59.096		87.48	2.057	16:08:02.929
5 -	52.655	111.4	1:22.794	84.8	46.726	76.0	3:02.175		86.00	5.136	16:11:05.104
6 -	52.928	110.9	1:19.194	83.3	46.818	78.3	2:58.940		87.55	1.901	16:14:04.044
7 -	51.621	115.9	1:19.387	80.2	47.048	77.3	2:58.056	**(3)**	87.99	1.017	16:17:02.100

P18 21 270R Jonny JARRATT Caterham 270R -

IDEAL LAP TIME : 2:56.692 BEST LAP TIME : 2:57.424 DIFFERENCE : 0.732

LAP	SECTOR 1		SECTOR 2		SECTOR 3		LAP TIME		MPH	DIFF	TIME OF DAY
1 -	OUTLAP	112.5	1:19.745	83.6	46.202	76.9	10:23.976		25.10	7:26.552	15:59:06.351
2 -	52.902	111.2	1:19.978	84.3	46.431	76.4	2:59.311		87.37	1.887	16:02:05.662
3 -	52.758	112.2	1:19.001	***85.2***	46.161	77.5	2:57.920	**(2)**	88.05	0.496	16:05:03.582
4 -	***51.939***	115.1	1:20.478	83.5	46.526	***78.3***	2:58.943	**(3)**	87.55	1.519	16:08:02.525
5 -	52.507	***115.7***	***1:18.715***	84.4	46.202	76.7	***2:57.424***	**(1)**	***88.30***		***16:10:59.949***
6 -	54.746	114.5	1:19.951	84.4	***46.038***	77.4	3:00.735		86.68	3.311	16:14:00.684
7 -	52.907	111.1	1:19.969		46.498	76.3	2:59.374		87.34	1.950	16:17:00.058

P19 42 270R Ian FORTESCUE Caterham 270R -

IDEAL LAP TIME : 2:57.228 BEST LAP TIME : 2:57.569 DIFFERENCE : 0.341

LAP	SECTOR 1		SECTOR 2		SECTOR 3		LAP TIME		MPH	DIFF	TIME OF DAY
1 -	1:38.906	70.1	1:35.855	68.8	IN PIT		8:17.032	**P**	31.52	5:19.463	15:56:26.268
2 -	OUTLAP	112.0	1:20.272	83.5	47.064	***76.9***	3:46.370		69.21	48.801	16:00:12.638
3 -	52.588	***115.9***	1:18.453	***84.7***	***46.528***	75.9	***2:57.569***	**(1)**	***88.23***		***16:03:10.207***
4 -	53.420	112.0	***1:18.288***	84.5	47.019	76.0	2:58.727	**(2)**	87.66	1.158	16:06:08.934
5 -	52.683	114.7	1:27.349	83.8	47.153	71.1	3:07.185		83.70	9.616	16:09:16.119
6 -	***52.412***	107.8	1:22.885	83.2	47.411	76.4	3:02.708		85.75	5.139	16:12:18.827
7 -	52.928	113.5	1:20.643	83.9	46.624	75.6	3:00.195	**(3)**	86.94	2.626	16:15:19.022

P20 57 270R Nilesh PARMAR Caterham 270R - DPR Motorsport

IDEAL LAP TIME : BEST LAP TIME : 2:57.605 DIFFERENCE :

LAP	SECTOR 1	SECTOR 2	SECTOR 3	LAP TIME		MPH	DIFF	TIME OF DAY
1 -				2:58.629		87.70	1.024	15:50:58.806
2 -			***IN PIT***	5:10.682	**P**	50.42	2:13.077	15:56:09.488
3 -				3:43.693		70.04	46.088	15:59:53.181
4 -				2:58.897		87.57	1.292	16:02:52.078
5 -				2:58.316		87.86	0.711	16:05:50.394
6 -				2:58.141	**(3)**	87.95	0.536	16:08:48.535
7 -				2:58.348		87.84	0.743	16:11:46.883
8 -				2:57.686	**(2)**	88.17	0.081	16:14:44.569
9 -				***2:57.605***	**(1)**	***88.21***		***16:17:42.174***

Weather / Track : Overcast / Dry

Spa-Francorchamps
Circuit Length = 4.3520 miles
Start: 15:45 Flag 16:15 End: 16:19

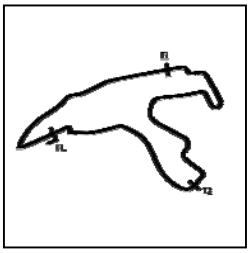

Motul Seven 270R & Avon Tyres Caterham Roadsport Championships

TESTING 4 - SECTOR ANALYSIS

SECTOR 1 = FL to I1, SECTOR 2 = I1 to I2, SECTOR 3 = I2 to FL, DIFF = Difference To Personal Best Lap, P = Crossed Finish Line in Pit Lane, D = Time Disallowed

P21 88 270R James MCCALL — Caterham 270R -

IDEAL LAP TIME : 2:55.901 BEST LAP TIME : 2:57.748 DIFFERENCE : 1.847

LAP	SECTOR 1		SECTOR 2		SECTOR 3		LAP TIME		MPH	DIFF	TIME OF DAY
1 -	***51.967***	***117.9***	1:19.666	***84.5***	IN PIT	41.8	8:43.854	**P**	29.90	5:46.106	15:57:03.416
2 -	OUTLAP	104.8	1:37.658	64.5	1:05.149	63.5	3:58.442		65.70	1:00.694	16:01:01.858
3 -	1:06.906	70.5	1:43.454	60.1	58.901	70.7	3:49.261		68.33	51.513	16:04:51.119
4 -	53.357	112.4	***1:18.112***	***84.5***	46.353	***76.1***	2:57.822	**(3)**	88.10	0.074	16:07:48.941
5 -	52.287	113.7	1:19.030	83.8	46.495	73.9	2:57.812	**(2)**	88.11	0.064	16:10:46.753
6 -	52.585	112.7	1:19.200	83.2	46.753	71.9	2:58.538		87.75	0.790	16:13:45.291
7 -	52.879	110.7	1:18.711	83.2	46.158	76.0	***2:57.748***	**(1)**	***88.14***		***16:16:43.039***

P22 129 Roadspc Will ROSSETTI — Caterham Roadsport -

IDEAL LAP TIME : 2:57.197 BEST LAP TIME : 2:58.086 DIFFERENCE : 0.889

LAP	SECTOR 1		SECTOR 2		SECTOR 3		LAP TIME		MPH	DIFF	TIME OF DAY
1 -	OUTLAP	99.1	1:19.166	83.0	47.114	76.8	10:35.805		24.64	7:37.719	15:59:00.877
2 -	***52.065***	112.9	1:22.006	80.1	47.439	77.1	3:01.510		86.31	3.424	16:02:02.387
3 -	52.245	***114.3***	1:20.622	83.4	47.818	76.6	3:00.685	**(3)**	86.71	2.599	16:05:03.072
4 -	52.750	110.9	1:22.056	80.0	46.925	76.0	3:01.731		86.21	3.645	16:08:04.803
5 -	54.842	107.7	1:19.351	83.6	48.028	76.5	3:02.221		85.98	4.135	16:11:07.024
6 -	52.577	112.2	1:19.655	83.9	48.147	***77.5***	3:00.379	**(2)**	86.85	2.293	16:14:07.403
7 -	52.954	111.2	***1:18.337***	***84.7***	***46.795***	77.2	***2:58.086***	**(1)**	***87.97***		***16:17:05.489***

P23 76 270R Richard CLEGG — Caterham 270R -

IDEAL LAP TIME : 2:57.575 BEST LAP TIME : 2:58.183 DIFFERENCE : 0.608

LAP	SECTOR 1		SECTOR 2		SECTOR 3		LAP TIME		MPH	DIFF	TIME OF DAY
1 -	52.392	113.3	1:20.088	83.5	47.570	77.5	3:00.050		87.01	1.867	16:02:01.590
2 -	52.134	116.1	1:20.155	82.3	46.564	76.4	2:58.853	**(3)**	87.59	0.670	16:05:00.443
3 -	52.944	106.5	1:21.744	***83.7***	46.646	76.9	3:01.334		86.40	3.151	16:08:01.777
4 -	52.759	112.2	***1:18.971***	***83.7***	46.575	78.4	2:58.305	**(2)**	87.86	0.122	16:11:00.082
5 -	53.170	113.9	1:20.907	83.1	48.508	***78.7***	3:02.585		85.80	4.402	16:14:02.667
6 -	***52.062***	***117.1***	1:19.123	79.8	46.998	77.9	***2:58.183***	**(1)**	***87.92***		***16:17:00.850***

P24 84 Roadspc Andrew MURGATROYD — Caterham Roadsport -

IDEAL LAP TIME : 2:57.967 BEST LAP TIME : 2:58.295 DIFFERENCE : 0.328

LAP	SECTOR 1		SECTOR 2		SECTOR 3		LAP TIME		MPH	DIFF	TIME OF DAY
1 -	OUTLAP	106.0	1:19.679	83.6	***46.332***	***76.5***	10:25.194		25.06	7:26.899	15:59:09.706
2 -	52.788	111.4	***1:18.984***	83.5	46.523	75.7	***2:58.295***	**(1)**	***87.87***		***16:02:08.001***
3 -	***52.651***	***113.1***	1:19.144	82.6	47.283	75.0	2:59.078	**(2)**	87.48	0.783	16:05:07.079
4 -	53.891	100.9	1:19.672	***83.8***	47.349	75.3	3:00.912		86.60	2.617	16:08:07.991
5 -	53.772	105.0	1:20.170	83.4	47.083	76.3	3:01.025		86.54	2.730	16:11:09.016
6 -	52.928	110.1	1:19.148	82.5	47.470	73.9	2:59.546	**(3)**	87.26	1.251	16:14:08.562
7 -	53.635	108.5	1:19.245	82.7	47.544	74.7	3:00.424		86.83	2.129	16:17:08.986

P25 28 270R Paul FIELDER — Caterham 270R -

IDEAL LAP TIME : 2:58.227 BEST LAP TIME : 2:58.412 DIFFERENCE : 0.185

LAP	SECTOR 1		SECTOR 2		SECTOR 3		LAP TIME		MPH	DIFF	TIME OF DAY
1 -	52.793	111.8	1:21.189	82.5	47.152	75.8	3:01.134		86.49	2.722	16:01:59.778
2 -	52.957	111.4	1:21.469	81.6	46.780	***77.8***	3:01.206		86.46	2.794	16:05:00.984
3 -	***52.247***	113.1	1:19.995	83.1	***46.170***	76.2	***2:58.412***	**(1)**	***87.81***		***16:07:59.396***
4 -	53.407	110.9	***1:19.810***	81.7	46.772	76.4	2:59.989	**(2)**	87.04	1.577	16:10:59.385
5 -	53.379	110.9	1:21.133	81.0	48.389	77.0	3:02.901		85.66	4.489	16:14:02.286
6 -	52.454	***113.9***	1:20.673	68.7	47.471	73.5	3:00.598	**(3)**	86.75	2.186	16:17:02.884

Weather / Track : Overcast / Dry

Spa-Francorchamps
Circuit Length = 4.3520 miles
Start: 15:45 Flag 16:15 End: 16:19

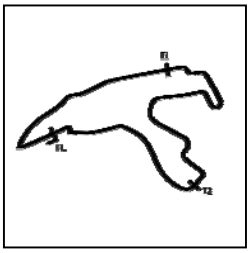

Motul Seven 270R & Avon Tyres Caterham Roadsport Championships

TESTING 4 - SECTOR ANALYSIS

SECTOR 1 = FL to I1, SECTOR 2 = I1 to I2, SECTOR 3 = I2 to FL, DIFF = Difference To Personal Best Lap, P = Crossed Finish Line in Pit Lane, D = Time Disallowed

P26 70 Roadspc Lars Alexander HOFFMANN — Caterham Roadsport -

IDEAL LAP TIME : 2:56.312 BEST LAP TIME : 2:58.517 DIFFERENCE : 2.205

LAP	SECTOR 1		SECTOR 2		SECTOR 3		LAP TIME	MPH	DIFF	TIME OF DAY
1 -	OUTLAP	106.6	***1:18.500***	***83.6***	***45.883***	***77.3***	10:28.744	24.91	7:30.227	15:58:58.864
2 -	52.601	111.6	1:20.348	81.5	48.202	75.5	3:01.151 **(3)**	86.48	2.634	16:02:00.015
3 -	52.834	108.4	1:21.640	79.7	46.866	76.7	3:01.340	86.39	2.823	16:05:01.355
4 -	***51.929***	***116.7***	1:19.278	81.7	47.310	76.5	***2:58.517*** **(1)**	***87.76***		***16:07:59.872***
5 -	55.588	114.3	1:18.680	***83.6***	46.631	76.0	3:00.899 **(2)**	86.60	2.382	16:11:00.771

P27 10 270R James GILMOUR — Caterham 270R -

IDEAL LAP TIME : 2:57.205 BEST LAP TIME : 2:58.587 DIFFERENCE : 1.382

LAP	SECTOR 1		SECTOR 2		SECTOR 3		LAP TIME	MPH	DIFF	TIME OF DAY
1 -	1:35.543	66.4	1:35.689	65.0	IN PIT		8:17.495 **P**	31.49	5:18.908	15:56:29.276
2 -	OUTLAP	109.8	1:19.478	***83.6***	46.616	75.4	3:42.284	70.48	43.697	16:00:11.560
3 -	52.726	112.4	1:18.993	83.1	47.451	***75.6***	2:59.170 **(2)**	87.44	0.583	16:03:10.730
4 -	53.107	115.1	***1:18.525***	83.4	46.955	75.4	***2:58.587*** **(1)**	***87.73***		***16:06:09.317***
5 -	52.928	112.4	1:25.910	81.5	47.022	73.8	3:05.860	84.29	7.273	16:09:15.177
6 -	52.992	112.4	1:20.078	81.5	47.342	74.3	3:00.412 **(3)**	86.84	1.825	16:12:15.589
7 -	53.338	108.5	1:20.026	76.2	48.062	73.5	3:01.426	86.35	2.839	16:15:17.015

P28 9 270R Jimmy BEVAN — Caterham 270R -

IDEAL LAP TIME : 2:58.133 BEST LAP TIME : 2:58.596 DIFFERENCE : 0.463

LAP	SECTOR 1		SECTOR 2		SECTOR 3		LAP TIME	MPH	DIFF	TIME OF DAY
1 -	OUTLAP	***115.7***	1:20.299	***85.1***	47.441	75.1	3:18.239	79.03	19.643	16:00:15.731
2 -	52.563	112.2	1:19.650	84.2	***46.389***	***76.1***	2:58.602 **(2)**	87.72	0.006	16:03:14.333
3 -	52.709	112.0	1:20.646	83.1	47.013	75.3	3:00.368	86.86	1.772	16:06:14.701
4 -	52.768	112.0	1:24.434	79.7	47.009	75.3	3:04.211	85.05	5.615	16:09:18.912
5 -	52.576	112.9	1:20.180	83.7	46.938	74.8	2:59.694 **(3)**	87.18	1.098	16:12:18.606
6 -	***52.135***	114.1	1:19.795	84.9	46.666	75.3	***2:58.596*** **(1)**	***87.72***		***16:15:17.202***

P29 142 Roadspc Ben BUCKLEY — Caterham Roadsport -

IDEAL LAP TIME : 2:58.480 BEST LAP TIME : 2:59.094 DIFFERENCE : 0.614

LAP	SECTOR 1		SECTOR 2		SECTOR 3		LAP TIME	MPH	DIFF	TIME OF DAY
1 -	***52.381***	109.2	1:19.182	82.8	48.092	72.8	2:59.655 **(2)**	87.20	0.561	16:02:15.656
2 -	53.988	***112.4***	1:19.252	82.9	47.185	76.0	3:00.425	86.83	1.331	16:05:16.081
3 -	52.985	110.0	1:19.120	83.4	***46.989***	76.2	***2:59.094*** **(1)**	***87.48***		***16:08:15.175***
4 -	53.610	107.2	1:19.236	83.1	48.312	74.6	3:01.158	86.48	2.064	16:11:16.333
5 -	54.102	106.1	***1:19.110***	83.2	47.203	76.4	3:00.415 **(3)**	86.84	1.321	16:14:16.748
6 -	53.916	107.0	1:19.335	***85.1***	47.994	76.6	3:01.245	86.44	2.151	16:17:17.993

P30 63 270R Scott PARKER — Caterham 270R -

IDEAL LAP TIME : 2:58.463 BEST LAP TIME : 2:59.131 DIFFERENCE : 0.668

LAP	SECTOR 1		SECTOR 2		SECTOR 3		LAP TIME	MPH	DIFF	TIME OF DAY
1 -	OUTLAP	107.3	1:21.211	***83.4***	47.332	74.1	10:42.253	24.39	7:43.122	15:59:00.022
2 -	52.843	111.8	1:20.668	82.0	47.592	73.9	3:01.103	86.51	1.972	16:02:01.125
3 -	52.630	111.8	1:20.944	80.9	47.178	75.2	3:00.752	86.67	1.621	16:05:01.877
4 -	***52.267***	***114.3***	1:20.386	82.3	47.778	***75.4***	3:00.431 **(3)**	86.83	1.300	16:08:02.308
5 -	53.314	110.7	1:22.180	82.7	48.045	74.2	3:03.539	85.36	4.408	16:11:05.847
6 -	52.729	112.0	1:20.283	82.5	47.187	74.7	3:00.199 **(2)**	86.94	1.068	16:14:06.046
7 -	52.935	112.0	***1:19.314***	83.2	***46.882***	73.9	***2:59.131*** **(1)**	***87.46***		***16:17:05.177***

Weather / Track : Overcast / Dry

Spa-Francorchamps
Circuit Length = 4.3520 miles
Start: 15:45 Flag 16:15 End: 16:19

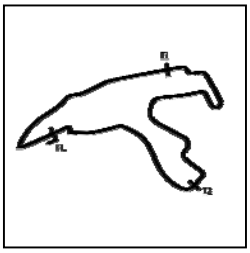

Motul Seven 270R & Avon Tyres Caterham Roadsport Championships

TESTING 4 - SECTOR ANALYSIS

SECTOR 1 = FL to I1, SECTOR 2 = I1 to I2, SECTOR 3 = I2 to FL, DIFF = Difference To Personal Best Lap, P = Crossed Finish Line in Pit Lane, D = Time Disallowed

P31 95 270R Al MELTON — Caterham 270R -

IDEAL LAP TIME : 2:57.801 BEST LAP TIME : 2:59.337 DIFFERENCE : 1.536

LAP	SECTOR 1		SECTOR 2		SECTOR 3		LAP TIME		MPH	DIFF	TIME OF DAY
1 -	OUTLAP	110.7	1:19.763	83.7	***46.648***	***75.9***	9:13.941		28.28	6:14.604	15:59:36.468
2 -	***52.537***	115.3	1:20.239	81.2	47.066	74.6	2:59.842		87.11	0.505	16:02:36.310
3 -	52.767	***117.1***	1:19.763	83.9	47.695	72.2	3:00.225		86.93	0.888	16:05:36.535
4 -	53.840	112.4	1:18.724	***84.7***	46.773	75.7	***2:59.337***	**(1)**	***87.36***		***16:08:35.872***
5 -	53.467	112.0	1:19.255	83.8	46.717	75.0	2:59.439	**(3)**	87.31	0.102	16:11:35.311
6 -	52.826	115.1	1:19.531	83.3	47.014	75.0	2:59.371	**(2)**	87.34	0.034	16:14:34.682
7 -	53.430	105.8	***1:18.616***	84.4	48.238	57.0	3:00.284		86.90	0.947	16:17:34.966

P32 174 Roadspc Alan VENTERS — Caterham Roadsport -

IDEAL LAP TIME : 2:59.369 BEST LAP TIME : 2:59.540 DIFFERENCE : 0.171

LAP	SECTOR 1		SECTOR 2		SECTOR 3		LAP TIME		MPH	DIFF	TIME OF DAY
1 -	1:34.996	73.0	1:31.746	67.8	IN PIT		8:09.796	**P**	31.98	5:10.256	15:56:12.101
2 -	OUTLAP	108.2	1:20.265	82.8	47.190	75.9	3:50.446		67.98	50.906	16:00:02.547
3 -	53.423	107.8	1:22.037	74.8	49.061	75.7	3:04.521		84.90	4.981	16:03:07.068
4 -	***53.175***	110.7	1:19.493	***84.2***	***46.872***	76.2	***2:59.540***	**(1)**	***87.26***		***16:06:06.608***
5 -	53.622	***110.9***	1:20.538	82.8	46.922	75.5	3:01.082	**(2)**	86.52	1.542	16:09:07.690
6 -	53.688	107.0	1:19.946	82.5	47.502	75.8	3:01.136	**(3)**	86.49	1.596	16:12:08.826
7 -	54.671	106.0	***1:19.322***	81.9	47.285	***76.7***	3:01.278		86.42	1.738	16:15:10.104

P33 15 Roadspc Ben LOPEZ-APPLETON — Caterham Roadsport -

IDEAL LAP TIME : BEST LAP TIME : 2:59.620 DIFFERENCE :

LAP	SECTOR 1		SECTOR 2		SECTOR 3		LAP TIME		MPH	DIFF	TIME OF DAY
1 -							3:00.890	**(3)**	86.61	1.270	16:02:35.942
2 -							***2:59.620***	**(1)**	***87.22***		***16:05:35.562***
3 -							3:00.937		86.59	1.317	16:08:36.499
4 -							3:01.769		86.19	2.149	16:11:38.268
5 -							2:59.879	**(2)**	87.10	0.259	16:14:38.147
6 -							3:01.977		86.09	2.357	16:17:40.124

P34 29 270R Alastair CURREY — Caterham 270R -

IDEAL LAP TIME : 2:59.397 BEST LAP TIME : 2:59.689 DIFFERENCE : 0.292

LAP	SECTOR 1		SECTOR 2		SECTOR 3		LAP TIME		MPH	DIFF	TIME OF DAY
1 -	OUTLAP	111.6	1:23.559	81.1	47.679	75.2	10:38.394		24.54	7:38.705	15:59:07.418
2 -	52.850	111.6	1:20.919	82.5	47.773	76.4	3:01.542		86.30	1.853	16:02:08.960
3 -	52.762	***113.5***	1:20.739	82.0	47.215	75.6	3:00.716		86.69	1.027	16:05:09.676
4 -	53.235	111.8	***1:19.870***	***82.8***	***46.827***	76.0	2:59.932	**(2)**	87.07	0.243	16:08:09.608
5 -	53.083	111.8	1:20.104	82.6	47.281	76.1	3:00.468	**(3)**	86.81	0.779	16:11:10.076
6 -	***52.700***	111.8	1:19.946	81.2	47.043	***76.9***	***2:59.689***	**(1)**	***87.19***		***16:14:09.765***
7 -	52.708	***113.5***	1:21.487	82.2	47.215	75.4	3:01.410		86.36	1.721	16:17:11.175

P35 131 Roadspc Max GAUNT — Caterham Roadsport -

IDEAL LAP TIME : 2:59.828 BEST LAP TIME : 2:59.828 DIFFERENCE : 0.000

LAP	SECTOR 1		SECTOR 2		SECTOR 3		LAP TIME		MPH	DIFF	TIME OF DAY
1 -	OUTLAP	110.0	1:22.648	82.9	47.643	75.8	9:28.805		27.54	6:28.977	15:59:31.419
2 -	54.355	106.5	1:23.275	81.8	48.405	***76.9***	3:06.035		84.21	6.207	16:02:37.454
3 -	***52.692***	***115.3***	***1:20.510***	82.9	***46.626***	76.4	***2:59.828***	**(1)**	***87.12***		***16:05:37.282***
4 -	53.315	110.5	1:20.821	82.8	48.163	76.4	3:02.299	**(3)**	85.94	2.471	16:08:39.581
5 -	55.617	108.7	1:21.170	81.6	48.477	75.2	3:05.264		84.56	5.436	16:11:44.845
6 -	55.814	111.1	1:20.512	81.5	48.004	75.2	3:04.330		84.99	4.502	16:14:49.175
7 -	53.457	112.5	1:21.041	***83.0***	47.629	74.5	3:02.127	**(2)**	86.02	2.299	16:17:51.302

Weather / Track : Overcast / Dry

Spa-Francorchamps
Circuit Length = 4.3520 miles
Start: 15:45 Flag 16:15 End: 16:19

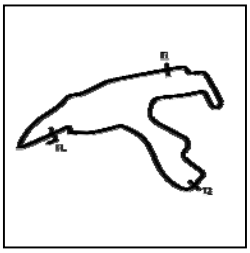

Motul Seven 270R & Avon Tyres Caterham Roadsport Championships

TESTING 4 - SECTOR ANALYSIS

SECTOR 1 = FL to I1, SECTOR 2 = I1 to I2, SECTOR 3 = I2 to FL, DIFF = Difference To Personal Best Lap, P = Crossed Finish Line in Pit Lane, D = Time Disallowed

P36 72 270R Mark SMITH — Caterham 270R -

IDEAL LAP TIME : 2:58.321 BEST LAP TIME : 2:59.878 DIFFERENCE : 1.557

LAP	SECTOR 1		SECTOR 2		SECTOR 3		LAP TIME		MPH	DIFF	TIME OF DAY
1 -	1:38.034	67.6	1:37.833	69.9	IN PIT		8:55.150	P	29.27	5:55.272	15:57:10.139
2 -	OUTLAP	113.3	1:21.637	81.8	46.690	76.7	3:16.985		79.53	17.107	16:00:27.124
3 -	53.231	96.2	1:22.703	82.5	IN PIT		3:12.286	P	81.48	12.408	16:03:39.410
4 -	OUTLAP	101.6	1:20.620	***84.2***	***46.230***	***77.4***	4:12.212		62.12	1:12.334	16:07:51.622
5 -	52.773	111.4	1:20.837	82.3	46.509	76.5	3:00.119	(3)	86.98	0.241	16:10:51.741
6 -	***51.832***	***114.3***	1:21.486	79.3	46.602	76.8	2:59.920	(2)	87.08	0.042	16:13:51.661
7 -	52.596	112.0	***1:20.259***	82.8	47.023	75.6	***2:59.878***	(1)	***87.10***		***16:16:51.539***

P37 2 Roadspc Andy LEES — Caterham Roadsport -

IDEAL LAP TIME : 2:58.535 BEST LAP TIME : 3:00.025 DIFFERENCE : 1.490

LAP	SECTOR 1		SECTOR 2		SECTOR 3		LAP TIME		MPH	DIFF	TIME OF DAY
1 -	OUTLAP	110.0	1:20.441	80.2	***46.706***	***75.7***	10:28.505		24.92	7:28.480	15:59:15.210
2 -	53.300	109.6	1:19.723	80.7	47.261	72.9	3:00.284	(2)	86.90	0.259	16:02:15.494
3 -	54.267	112.7	1:19.421	81.3	47.449	75.3	3:01.137		86.49	1.112	16:05:16.631
4 -	***52.453***	108.4	1:19.883	82.4	47.959	74.3	3:00.295	(3)	86.89	0.270	16:08:16.926
5 -	53.767	108.4	1:19.555	81.4	47.430	74.8	3:00.752		86.67	0.727	16:11:17.678
6 -	53.170	111.2	***1:19.376***	81.5	47.479	***75.7***	***3:00.025***	(1)	***87.02***		***16:14:17.703***
7 -	52.957	***113.7***	1:20.637	81.9	46.972	73.0	3:00.566		86.76	0.541	16:17:18.269

P38 22 Roadspc Angelos ALVANOS — Caterham Roadsport -

IDEAL LAP TIME : 2:59.456 BEST LAP TIME : 3:00.197 DIFFERENCE : 0.741

LAP	SECTOR 1		SECTOR 2		SECTOR 3		LAP TIME		MPH	DIFF	TIME OF DAY
1 -	OUTLAP	109.1	1:19.627	81.6	48.040	74.3	10:25.625		25.04	7:25.428	15:59:05.847
2 -	53.764	***112.2***	1:20.163	82.1	47.386	***75.7***	3:01.313		86.41	1.116	16:02:07.160
3 -	53.639	108.5	1:19.807	80.9	46.996	75.4	3:00.442	(3)	86.82	0.245	16:05:07.602
4 -	53.325	107.2	***1:19.376***	81.7	48.176	75.6	3:00.877		86.61	0.680	16:08:08.479
5 -	53.225	107.7	1:19.979	***82.3***	***46.993***	74.5	***3:00.197***	(1)	***86.94***		***16:11:08.676***
6 -	53.556	109.4	1:19.848	82.2	47.040	75.5	3:00.444		86.82	0.247	16:14:09.120
7 -	***53.087***	109.2	1:19.982	79.8	47.328	75.0	3:00.397	(2)	86.85	0.200	16:17:09.517

P39 64 270R Neal EVANS — Caterham 270R -

IDEAL LAP TIME : 3:00.356 BEST LAP TIME : 3:00.575 DIFFERENCE : 0.219

LAP	SECTOR 1		SECTOR 2		SECTOR 3		LAP TIME		MPH	DIFF	TIME OF DAY
1 -	1:35.264	64.5	1:35.647	66.1	IN PIT		8:22.235	P	31.19	5:21.660	15:56:33.034
2 -	OUTLAP	114.3	1:20.920	82.2	48.171	***76.7***	3:43.184		70.19	42.609	16:00:16.218
3 -	***52.503***	***116.3***	1:20.779	83.2	47.293	75.8	***3:00.575***	(1)	***86.76***		***16:03:16.793***
4 -	53.468	112.4	1:22.344	81.8	48.193	75.4	3:04.005		85.14	3.430	16:06:20.798
5 -	54.588	109.2	1:22.431	81.4	48.138	74.8	3:05.157		84.61	4.582	16:09:25.955
6 -	53.690	111.2	1:21.006	82.7	47.794	75.6	3:02.490	(3)	85.85	1.915	16:12:28.445
7 -	53.531	110.3	***1:20.590***	83.0	47.586	76.1	3:01.707	(2)	86.22	1.132	16:15:30.152

P40 99 Roadspc Gideon WILKINSON — Caterham Roadsport -

IDEAL LAP TIME : BEST LAP TIME : 3:01.070 DIFFERENCE :

LAP	SECTOR 1		SECTOR 2		SECTOR 3		LAP TIME		MPH	DIFF	TIME OF DAY
1 -							9:32.344		27.37	6:31.274	15:59:32.522
2 -							3:03.797		85.24	2.727	16:02:36.319
3 -							3:04.151		85.07	3.081	16:05:40.470
4 -							3:01.730	(2)	86.21	0.660	16:08:42.200
5 -							3:03.047		85.59	1.977	16:11:45.247
6 -							3:01.885	(3)	86.13	0.815	16:14:47.132
7 -							***3:01.070***	(1)	***86.52***		***16:17:48.202***

Weather / Track : Overcast / Dry

Spa-Francorchamps
Circuit Length = 4.3520 miles
Start: 15:45 Flag 16:15 End: 16:19

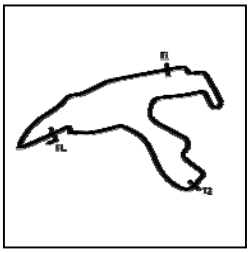

Motul Seven 270R & Avon Tyres Caterham Roadsport Championships

TESTING 4 - SECTOR ANALYSIS

SECTOR 1 = FL to I1, SECTOR 2 = I1 to I2, SECTOR 3 = I2 to FL, DIFF = Difference To Personal Best Lap, P = Crossed Finish Line in Pit Lane, D = Time Disallowed

P41 14 Roadspc Fraser JONES — Caterham Roadsport -

IDEAL LAP TIME : 3:00.540 BEST LAP TIME : 3:01.151 DIFFERENCE : 0.611

LAP	SECTOR 1		SECTOR 2		SECTOR 3		LAP TIME		MPH	DIFF	TIME OF DAY
1 -	1:36.580	70.4	1:30.859	73.8	IN PIT		8:18.210	P	31.44	5:17.059	15:56:20.049
2 -	OUTLAP	108.0	1:21.146	80.7	48.565	75.1	3:52.055		67.51	50.904	16:00:12.104
3 -	***53.405***	***115.1***	***1:20.189***	82.4	47.557	73.6	***3:01.151***	**(1)**	***86.48***		***16:03:13.255***
4 -	54.338	112.7	1:20.699	***82.8***	***46.946***	74.8	3:01.983	**(2)**	86.09	0.832	16:06:15.238
5 -	54.209	108.4	1:22.904	82.0	47.221	74.5	3:04.334		84.99	3.183	16:09:19.572
6 -	54.915	106.6	1:21.811	80.9	47.600	73.1	3:04.326		84.99	3.175	16:12:23.898
7 -	55.013	106.6	1:20.724	82.7	47.744	72.2	3:03.481	**(3)**	85.39	2.330	16:15:27.379

P42 51 Roadspc Graham DODRIDGE — Caterham Roadsport -

IDEAL LAP TIME : BEST LAP TIME : 3:01.169 DIFFERENCE :

LAP	SECTOR 1		SECTOR 2		SECTOR 3		LAP TIME		MPH	DIFF	TIME OF DAY
1 -							3:03.867	**(3)**	85.21	2.698	15:50:59.814
2 -					***IN PIT***		5:17.290	**P**	49.37	2:16.121	15:56:17.104
3 -							3:43.995		69.94	42.826	16:00:01.100
4 -							3:06.673		83.93	5.504	16:03:07.773
5 -							***3:01.169***	**(1)**	***86.48***		***16:06:08.942***
6 -							3:03.894		85.19	2.725	16:09:12.836
7 -							3:03.914		85.18	2.745	16:12:16.750
8 -							3:02.831	**(2)**	85.69	1.662	16:15:19.581

P43 23 270R Andy MORGAN — Caterham 270R -

IDEAL LAP TIME : 3:01.147 BEST LAP TIME : 3:01.226 DIFFERENCE : 0.079

LAP	SECTOR 1		SECTOR 2		SECTOR 3		LAP TIME		MPH	DIFF	TIME OF DAY
1 -	OUTLAP	108.5	1:20.571	81.4	***47.491***	***74.9***	10:53.289		23.98	7:52.063	15:59:19.804
2 -	***53.436***	110.9	***1:20.220***	81.6	47.570	74.1	***3:01.226***	**(1)**	***86.45***		***16:02:21.030***
3 -	53.494	112.2	1:20.874	***82.5***	IN PIT		3:26.563	**P**	75.84	25.337	16:05:47.593

P44 37 Roadspc Tom BROWN — Caterham Roadsport -

IDEAL LAP TIME : BEST LAP TIME : 3:01.230 DIFFERENCE :

LAP	SECTOR 1		SECTOR 2		SECTOR 3		LAP TIME		MPH	DIFF	TIME OF DAY
1 -							10:30.061		24.86	7:28.831	15:59:14.115
2 -							3:02.261		85.96	1.031	16:02:16.376
3 -							3:01.436	**(2)**	86.35	0.206	16:05:17.812
4 -							3:01.678	**(3)**	86.23	0.448	16:08:19.490
5 -							3:02.424		85.88	1.194	16:11:21.914
6 -							3:01.757		86.20	0.527	16:14:23.671
7 -							***3:01.230***	**(1)**	***86.45***		***16:17:24.901***

P45 53 Roadspc Nicholas SMITH — Caterham Roadsport -

IDEAL LAP TIME : 3:00.554 BEST LAP TIME : 3:01.963 DIFFERENCE : 1.409

LAP	SECTOR 1		SECTOR 2		SECTOR 3		LAP TIME		MPH	DIFF	TIME OF DAY
1 -	OUTLAP	108.4	1:23.992	80.2	48.624	74.4	11:19.223		23.06	8:17.260	15:59:32.055
2 -	54.024	106.0	1:23.892	81.5	49.079	73.5	3:06.995		83.78	5.032	16:02:39.050
3 -	***53.182***	***115.1***	1:22.509	71.3	48.757	73.7	3:04.448		84.94	2.485	16:05:43.498
4 -	53.769	112.4	***1:20.255***	79.7	47.939	73.3	***3:01.963***	**(1)**	***86.10***		***16:08:45.461***
5 -	54.731	106.8	1:21.124	***82.6***	***47.117***	75.4	3:02.972	**(2)**	85.62	1.009	16:11:48.433
6 -	54.050	108.9	1:22.176	81.5	47.488	74.9	3:03.714	**(3)**	85.28	1.751	16:14:52.147
7 -	54.371	107.5	1:21.180	77.3	48.717	72.0	3:04.268		85.02	2.305	16:17:56.415

Weather / Track : Overcast / Dry

Spa-Francorchamps
Circuit Length = 4.3520 miles
Start: 15:45 Flag 16:15 End: 16:19

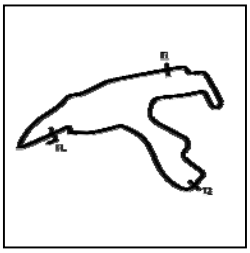

Motul Seven 270R & Avon Tyres Caterham Roadsport Championships

TESTING 4 - SECTOR ANALYSIS

SECTOR 1 = FL to I1, SECTOR 2 = I1 to I2, SECTOR 3 = I2 to FL, DIFF = Difference To Personal Best Lap, P = Crossed Finish Line in Pit Lane, D = Time Disallowed

P46 195 Roadspc Tom POWER — Caterham Roadsport - Listers

IDEAL LAP TIME : 3:00.897 BEST LAP TIME : 3:02.054 DIFFERENCE : 1.157

LAP	SECTOR 1		SECTOR 2		SECTOR 3		LAP TIME		MPH	DIFF	TIME OF DAY
1 -	1:39.503	70.2	1:37.723	71.0	IN PIT		9:38.766	P	27.07	6:36.712	15:57:48.360
2 -	OUTLAP	103.0	1:20.952	83.1	49.335	75.1	3:23.587		76.95	21.533	16:01:11.947
3 -	***54.380***	105.0	1:21.359	79.8	50.307	73.6	3:06.046		84.21	3.992	16:04:17.993
4 -	56.161	105.8	1:19.802	79.8	48.260	***75.4***	3:04.223	(2)	85.04	2.169	16:07:22.216
5 -	55.293	102.4	1:21.393	83.2	48.646	75.2	3:05.332	(3)	84.53	3.278	16:10:27.548
6 -	55.043	102.6	1:27.392	80.9	48.976	***75.4***	3:11.411		81.85	9.357	16:13:38.959
7 -	55.223	105.0	***1:19.494***	83.5	47.337	74.9	***3:02.054***	(1)	***86.05***		***16:16:41.013***

P47 164 Roadspc Giuseppe FELET — Caterham Roadsport -

IDEAL LAP TIME : 3:02.612 BEST LAP TIME : 3:02.854 DIFFERENCE : 0.242

LAP	SECTOR 1		SECTOR 2		SECTOR 3		LAP TIME		MPH	DIFF	TIME OF DAY
1 -	OUTLAP	98.1	1:21.189	80.3	49.089	73.8	3:35.902		72.56	33.048	16:01:11.303
2 -	***55.086***	***108.2***	1:21.552	82.4	50.419	***74.8***	3:07.057		83.75	4.203	16:04:18.360
3 -	55.200	101.5	1:19.559	80.0	48.852	73.5	3:03.611	(2)	85.32	0.757	16:07:21.971
4 -	55.577	103.4	1:20.991	81.2	48.558	73.5	3:05.126	(3)	84.63	2.272	16:10:27.097
5 -	55.355	103.5	1:27.970	***82.5***	***48.386***	74.4	3:11.711		81.72	8.857	16:13:38.808
6 -	55.318	107.7	***1:19.140***	82.4	48.396	74.7	***3:02.854***	(1)	***85.68***		***16:16:41.662***

P48 49 Roadspc Glenn MOULE — Caterham Roadsport -

IDEAL LAP TIME : BEST LAP TIME : 3:03.257 DIFFERENCE :

LAP	SECTOR 1		SECTOR 2		SECTOR 3		LAP TIME		MPH	DIFF	TIME OF DAY
1 -							***3:03.257***	(1)	***85.49***		***15:50:50.268***
2 -							9:40.054		27.01	6:36.797	16:00:30.322
3 -							3:04.170	(2)	85.07	0.913	16:03:34.492
4 -							3:04.778		84.79	1.521	16:06:39.270
5 -							3:05.258		84.57	2.001	16:09:44.528
6 -							3:04.975		84.70	1.718	16:12:49.503
7 -							3:04.565	(3)	84.88	1.308	16:15:54.068

P49 73 Roadspc Dan CLAYPHAN — Caterham Roadsport -

IDEAL LAP TIME : BEST LAP TIME : 3:03.669 DIFFERENCE :

LAP	SECTOR 1		SECTOR 2		SECTOR 3		LAP TIME		MPH	DIFF	TIME OF DAY
1 -		***103.2***	***1:25.697***	***80.6***			3:03.703	(2)	85.28	0.034	16:02:19.428
2 -							***3:03.669***	(1)	***85.30***		***16:05:23.097***
3 -							3:04.200		85.05	0.531	16:08:27.297
4 -							3:06.315		84.09	2.646	16:11:33.612
5 -							3:04.138		85.08	0.469	16:14:37.750
6 -							3:03.747	(3)	85.26	0.078	16:17:41.497

P50 78 Roadspc Guy BERRYMAN — Caterham Roadsport -

IDEAL LAP TIME : BEST LAP TIME : 3:03.717 DIFFERENCE :

LAP	SECTOR 1		SECTOR 2		SECTOR 3		LAP TIME		MPH	DIFF	TIME OF DAY
1 -							3:05.627		84.40	1.910	15:50:56.584
2 -							8:59.519		29.03	5:55.802	15:59:56.103
3 -							3:04.148	(2)	85.08	0.431	16:03:00.251
4 -							3:04.546	(3)	84.89	0.829	16:06:04.797
5 -							***3:03.717***	(1)	***85.28***		***16:09:08.514***

Weather / Track : Overcast / Dry

Spa-Francorchamps
Circuit Length = 4.3520 miles
Start: 15:45 Flag 16:15 End: 16:19

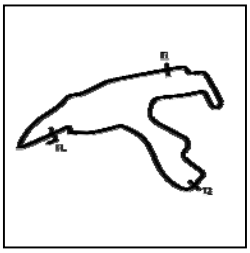

Motul Seven 270R & Avon Tyres Caterham Roadsport Championships

TESTING 4 - SECTOR ANALYSIS

SECTOR 1 = FL to I1, SECTOR 2 = I1 to I2, SECTOR 3 = I2 to FL, DIFF = Difference To Personal Best Lap, P = Crossed Finish Line in Pit Lane, D = Time Disallowed

P51 69 Roadspc Charlie MIZON

Caterham Roadsport -

IDEAL LAP TIME : 3:03.914 BEST LAP TIME : 3:04.684 DIFFERENCE : 0.770

LAP	SECTOR 1		SECTOR 2		SECTOR 3		LAP TIME	MPH	DIFF	TIME OF DAY
1 -	OUTLAP	99.7	1:24.963	75.2	48.192	74.9	10:39.993	24.48	7:35.309	15:59:17.160
2 -	55.726	105.1	1:21.722	81.9	***47.970***	74.6	3:05.418 **(3)**	84.49	0.734	16:02:22.578
3 -	55.415	106.5	1:21.853	81.1	48.226	74.2	3:05.494	84.46	0.810	16:05:28.072
4 -	55.483	110.0	1:22.832	81.6	48.202	73.7	3:06.517	84.00	1.833	16:08:34.589
5 -	55.156	***110.7***	***1:21.121***	***82.0***	48.525	74.3	3:04.802 **(2)**	84.77	0.118	16:11:39.391
6 -	***54.823***	108.2	1:21.419	80.8	48.442	73.9	***3:04.684*** **(1)**	***84.83***		***16:14:44.075***
7 -	55.471	103.5	1:22.130	81.9	48.017	65.7	3:05.618	84.40	0.934	16:17:49.693

P52 117 Roadspc Gary LAPIDUS

Caterham Roadsport -

IDEAL LAP TIME : 3:03.407 BEST LAP TIME : 3:05.324 DIFFERENCE : 1.917

LAP	SECTOR 1		SECTOR 2		SECTOR 3		LAP TIME	MPH	DIFF	TIME OF DAY
1 -	1:34.661	66.5	1:34.757	73.8	IN PIT		8:48.933 **P**	29.62	5:43.609	15:57:01.529
2 -	OUTLAP	105.3	1:21.829	***81.3***	48.003	73.1	3:27.151	75.63	21.827	16:00:28.680
3 -	55.385	105.5	1:21.424	78.3	49.996	72.3	3:06.805	83.87	1.481	16:03:35.485
4 -	56.074	104.6	1:20.964	79.5	48.802	73.1	3:05.840 **(2)**	84.30	0.516	16:06:41.325
5 -	55.006	104.8	***1:20.895***	***81.3***	49.423	72.3	***3:05.324*** **(1)**	***84.54***		***16:09:46.649***
6 -	55.635	105.5	1:21.882	79.1	49.117	72.9	3:06.634	83.94	1.310	16:12:53.283
7 -	55.206	105.5	1:21.713	79.4	49.098	73.5	3:06.017 **(3)**	84.22	0.693	16:15:59.300

P53 133 Roadspc Ryan ERROLL

Caterham Roadsport -

IDEAL LAP TIME : 3:04.919 BEST LAP TIME : 3:05.914 DIFFERENCE : 0.995

LAP	SECTOR 1		SECTOR 2		SECTOR 3		LAP TIME	MPH	DIFF	TIME OF DAY
1 -	54.067	***111.8***	1:27.212	79.0	50.106	***74.8***	3:11.385	81.86	5.471	16:02:57.454
2 -	54.523	108.2	1:22.539	80.7	49.145	74.7	3:06.207 **(2)**	84.14	0.293	16:06:03.661
3 -	***53.956***	107.7	1:23.907	78.8	***48.930***	73.8	3:06.793 **(3)**	83.87	0.879	16:09:10.454
4 -	54.479	108.9	1:26.048	80.6	49.696	74.8	3:10.223	82.36	4.309	16:12:20.677
5 -	54.773	106.3	***1:22.033***	***81.8***	49.108	74.5	***3:05.914*** **(1)**	***84.27***		***16:15:26.591***

P54 123 Roadspc Anthony WARNER

Caterham Roadsport -

IDEAL LAP TIME : 3:05.228 BEST LAP TIME : 3:06.311 DIFFERENCE : 1.083

LAP	SECTOR 1		SECTOR 2		SECTOR 3		LAP TIME	MPH	DIFF	TIME OF DAY
1 -	OUTLAP	101.5	1:23.076	79.9	48.324	73.4	10:42.202	24.39	7:35.891	15:59:18.304
2 -	55.724	109.1	1:22.394	77.0	49.052	72.9	3:07.170	83.70	0.859	16:02:25.474
3 -	55.840	104.8	1:22.499	76.9	49.035	***74.3***	3:07.374	83.61	1.063	16:05:32.848
4 -	***54.776***	111.4	1:22.980	80.5	48.675	73.0	3:06.431 **(2)**	84.03	0.120	16:08:39.279
5 -	56.339	108.4	1:23.835	79.2	48.814	72.7	3:08.988	82.90	2.677	16:11:48.267
6 -	54.808	***112.4***	1:23.426	***81.1***	***48.077***	73.7	***3:06.311*** **(1)**	***84.09***		***16:14:54.578***
7 -	55.621	105.1	***1:22.375***	80.5	48.446	73.9	3:06.442 **(3)**	84.03	0.131	16:18:01.020

P55 32 Roadspc Alan THICKETT

Caterham Roadsport -

IDEAL LAP TIME : 3:05.667 BEST LAP TIME : 3:06.498 DIFFERENCE : 0.831

LAP	SECTOR 1		SECTOR 2		SECTOR 3		LAP TIME	MPH	DIFF	TIME OF DAY
1 -	OUTLAP	103.2	1:27.262	77.3	53.478	74.2	10:32.694	24.76	7:26.196	15:59:40.423
2 -	56.672	98.3	1:24.645	79.5	50.667	***75.1***	3:11.984	81.60	5.486	16:02:52.407
3 -	***55.423***	***110.5***	1:22.936	79.8	***48.231***	74.2	3:06.590 **(2)**	83.96	0.092	16:05:58.997
4 -	55.608	108.2	***1:22.013***	81.1	48.877	72.7	***3:06.498*** **(1)**	***84.00***		***16:09:05.495***
5 -	56.244	108.0	1:22.062	80.3	49.073	73.8	3:07.379 **(3)**	83.61	0.881	16:12:12.874
6 -	56.312	99.4	1:25.045	***81.8***	IN PIT		3:43.000 **P**	70.25	36.502	16:15:55.874

Weather / Track : Overcast / Dry

Spa-Francorchamps
Circuit Length = 4.3520 miles
Start: 15:45 Flag 16:15 End: 16:19

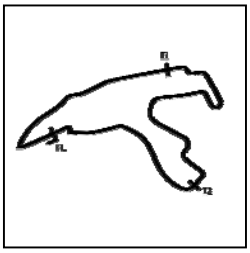

Motul Seven 270R & Avon Tyres Caterham Roadsport Championships

TESTING 4 - SECTOR ANALYSIS

SECTOR 1 = FL to I1, SECTOR 2 = I1 to I2, SECTOR 3 = I2 to FL, DIFF = Difference To Personal Best Lap, P = Crossed Finish Line in Pit Lane, D = Time Disallowed

P56 16 Roadspc James CROCKER — Caterham Roadsport -

IDEAL LAP TIME : 3:07.063 BEST LAP TIME : 3:07.290 DIFFERENCE : 0.227

LAP	SECTOR 1		SECTOR 2		SECTOR 3		LAP TIME	MPH	DIFF	TIME OF DAY
1 -	OUTLAP	105.6	1:23.274	78.0	49.066	73.0	10:27.446	24.97	7:20.156	15:59:24.386
2 -	55.468	105.6	***1:22.918***	79.5	48.904	73.1	***3:07.290*** **(1)**	***83.65***		***16:02:31.676***
3 -	***55.267***	***107.7***	1:25.473	69.9	49.865	73.5	3:10.605	82.19	3.315	16:05:42.281
4 -	56.659	104.0	1:23.904	80.1	48.882	73.1	3:09.445	82.70	2.155	16:08:51.726
5 -	56.316	105.5	1:23.670	79.7	49.005	***74.5***	3:08.991 **(3)**	82.90	1.701	16:12:00.717
6 -	55.434	105.8	1:23.457	***80.6***	***48.878***	73.7	3:07.769 **(2)**	83.44	0.479	16:15:08.486

P57 13 Roadspc David THORNTON — Caterham Roadsport -

IDEAL LAP TIME : BEST LAP TIME : 3:08.540 DIFFERENCE :

LAP	SECTOR 1		SECTOR 2		SECTOR 3		LAP TIME	MPH	DIFF	TIME OF DAY
1 -							3:13.309	81.04	4.769	16:02:56.940
2 -							3:11.652 **(3)**	81.74	3.112	16:06:08.592
3 -							3:13.339	81.03	4.799	16:09:21.931
4 -							***3:08.540*** **(1)**	***83.09***		***16:12:30.471***
5 -							3:11.115 **(2)**	81.97	2.575	16:15:41.586

P58 44 Roadspc Andrew SARGENT — Caterham Roadsport -

IDEAL LAP TIME : 3:16.071 BEST LAP TIME : 3:16.693 DIFFERENCE : 0.622

LAP	SECTOR 1		SECTOR 2		SECTOR 3		LAP TIME	MPH	DIFF	TIME OF DAY
1 -	OUTLAP	102.2	1:28.427	73.1	52.672	68.3	9:50.682	26.52	6:33.989	15:59:52.933
2 -	***58.301***	***106.1***	***1:26.540***	***77.3***	51.852	***72.1***	***3:16.693*** **(1)**	***79.65***		***16:03:09.626***
3 -	58.691	105.8	1:29.004	77.0	52.045	67.3	3:19.740	78.43	3.047	16:06:29.366
4 -	59.030	99.8	1:28.800	74.6	51.523	67.8	3:19.353 **(3)**	78.59	2.660	16:09:48.719
5 -	59.137	101.8	1:32.424	75.8	52.575	65.0	3:24.136	76.75	7.443	16:13:12.855
6 -	58.560	99.2	1:27.997	76.1	***51.230***	70.4	3:17.787 **(2)**	79.21	1.094	16:16:30.642

P59 119 Roadspc Stuart BELL — Caterham Roadsport -

IDEAL LAP TIME : 3:04.304 BEST LAP TIME : DIFFERENCE :

LAP	SECTOR 1		SECTOR 2		SECTOR 3		LAP TIME	MPH	DIFF	TIME OF DAY
1 -	OUTLAP	***106.0***	***1:20.873***	***83.6***	***47.203***	***75.8***	9:08.960	28.54		15:59:38.470

Weather / Track : Overcast / Dry

Spa-Francorchamps
Circuit Length = 4.3520 miles
Start: 15:45 Flag 16:15 End: 16:19

Motul Seven 270R & Avon Tyres Caterham Roadsport Championships

TESTING 4 - WEATHER CONDITIONS

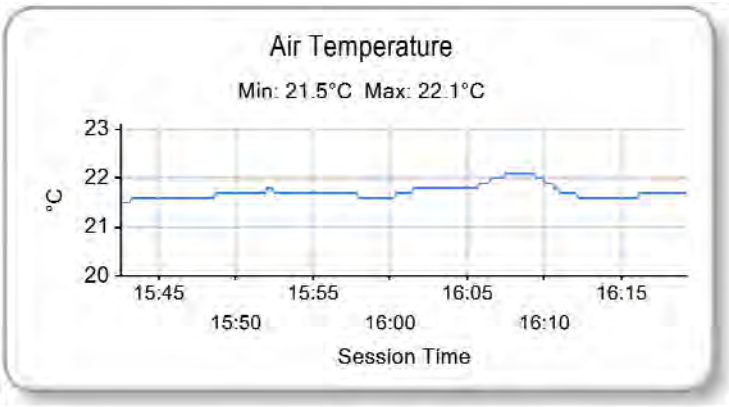

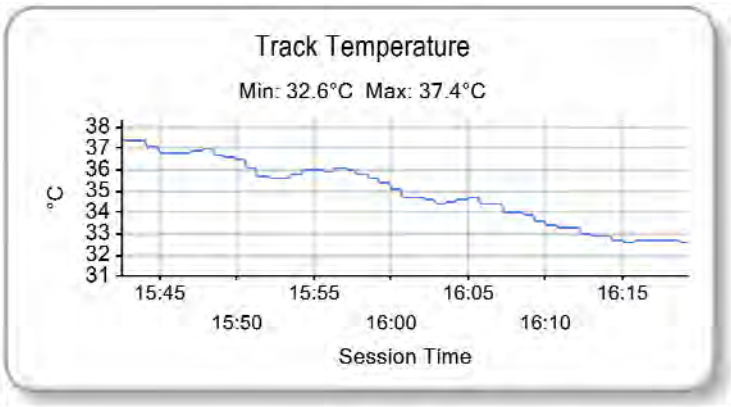

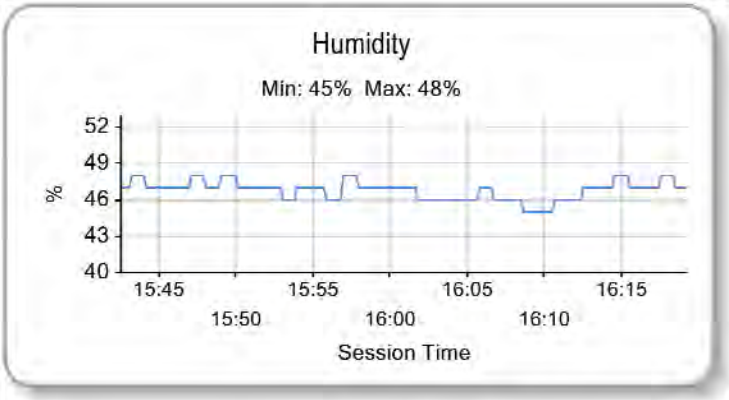

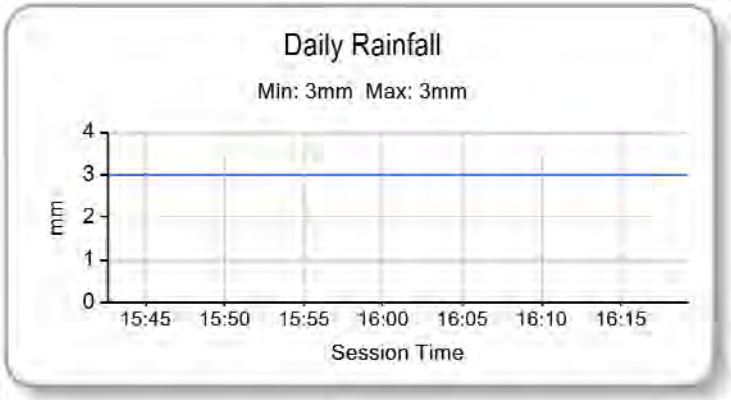

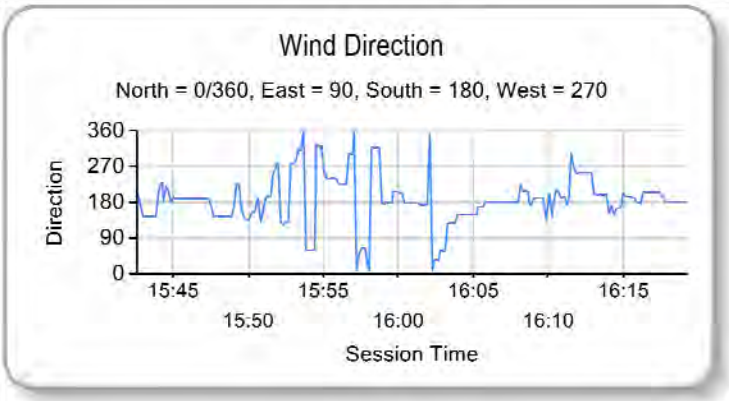

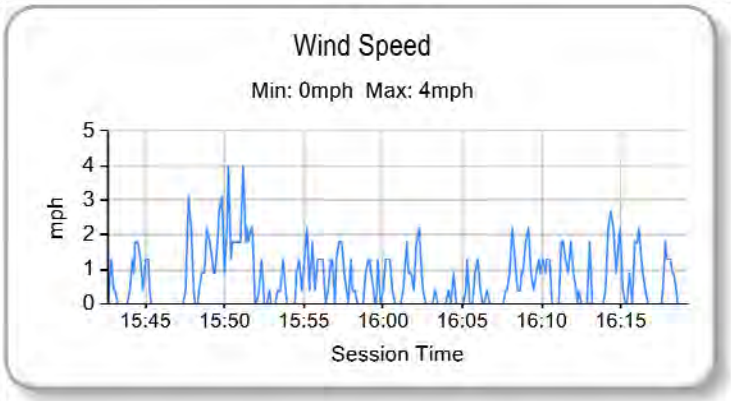

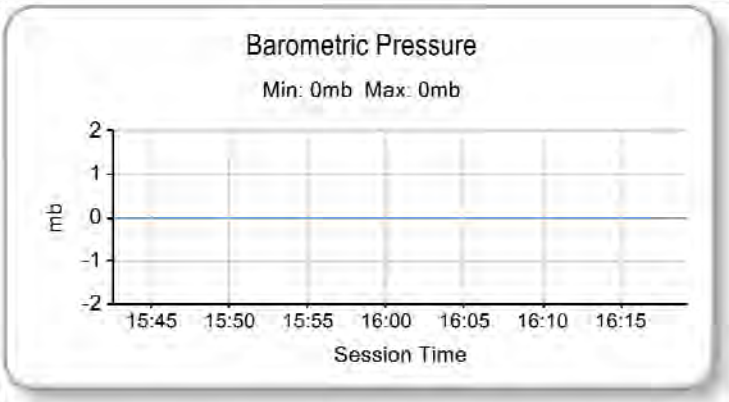

Weather / Track : Overcast / Dry

Spa-Francorchamps
Circuit Length = 4.3520 miles
Start: 15:45 Flag 16:15 End: 16:19

Results can be found at www.tsl-timing.com

Printed - 16:26 Friday, 19 July 2019

Motul Seven 270R & Avon Tyres Caterham Roadsport Championships

TESTING 4 - STATISTICS

Competitors Started	59
Planned Start	2019-07-19 @ 15:45:00.000
Actual Start	2019-07-19 @ 15:45:00.000
Finish Time	2019-07-19 @ 16:15:00.393
Track Length	4.3520mi.
Total Laps	395
Total Distance Covered	1719.0731mi.

Session Fastest Lap History

NO	CL	NAME	LAP TIME	TIME OF DAY	LAP	VEHICLE
5	270R	**Gregory MONKS**	**2:57.566**	15:50:44.829	1	Caterham 270R
6	270R	**Justin HEAP**	**2:56.082**	15:50:44.832	1	Caterham 270R
3	270R	**James MURPHY**	**2:54.347**	15:50:52.541	1	Caterham 270R
17	270R	**Tom ALLEN**	**2:54.045**	16:08:28.013	4	Caterham 270R
36	270R	**Daniel HALSTEAD**	**2:53.803**	16:08:29.677	5	Caterham 270R

Flag History

TYPE	TIME OF DAY
GREEN	15:45:00.000
RED	15:51:02.801
GREEN	15:56:00.067
FINISH	16:15:00.393

Flag Statistics

TYPE	COUNT	TOTAL LAPS	TOTAL TIME
Green	2	9	29:17.329
Red	1	0	4:57.265
Safety Car	0	0	0.000
FCY	0	0	0.000

Spa-Francorchamps
Circuit Length = 4.3520 miles
Start: 15:45 Flag 16:15 End: 16:19

Weather / Track : Overcast / Dry

These results are provisional until the conclusion of any judicial and technical matters.

Motul Seven 270R & Avon Tyres Caterham Roadsport Championships

TESTING 4 - STATISTICS

CLASS : 270R

31 Starters

Fastest Lap History

NO	NAME	LAP TIME	TIME OF DAY	LAP	VEHICLE
5	**Gregory MONKS**	**2:57.566**	15:50:44.829	1	Caterham 270R
6	**Justin HEAP**	**2:56.082**	15:50:44.832	1	Caterham 270R
3	**James MURPHY**	**2:54.347**	15:50:52.541	1	Caterham 270R
17	**Tom ALLEN**	**2:54.045**	16:08:28.013	4	Caterham 270R
36	**Daniel HALSTEAD**	**2:53.803**	16:08:29.677	5	Caterham 270R

Spa-Francorchamps

Weather / Track : Overcast / Dry

Circuit Length = 4.3520 miles

These results are provisional until the conclusion of any judicial and technical matters.

Start: 15:45 Flag 16:15 End: 16:19

Motul Seven 270R & Avon Tyres Caterham Roadsport Championships

TESTING 4 - STATISTICS

CLASS : Roadsport

28 Starters

Fastest Lap History

NO	NAME	LAP TIME	TIME OF DAY	LAP	VEHICLE
49	**Glenn MOULE**	**3:03.257**	15:50:50.268	1	Caterham Roadsport
70	**Lars Alexander HOFFMANN**	**3:01.151**	16:02:00.023	2	Caterham Roadsport
84	**Andrew MURGATROYD**	**2:58.295**	16:02:08.010	2	Caterham Roadsport
129	**Will ROSSETTI**	**2:58.086**	16:17:05.497	7	Caterham Roadsport

Spa-Francorchamps

Weather / Track : Overcast / Dry

Circuit Length = 4.3520 miles

These results are provisional until the conclusion of any judicial and technical matters.

Start: 15:45 Flag 16:15 End: 16:19

Motul Seven 270R & Avon Tyres Caterham Roadsport Championships

TESTING - COMBINED CLASSIFICATION

POS	NO	CL	PIC	NAME	FIRST TIME	FIRST LAPS	SECOND TIME	SECOND LAPS	THIRD TIME	THIRD LAPS	FOURTH TIME	FOURTH LAPS	GAP	DIFF
1	36	270R	1	Daniel HALSTEAD	2:56.002	6	2:54.960	10	2:54.710	10	**2:53.803**	8		
2	80	270R	2	Matt SHEPPARD	2:56.199	5	2:54.015	9	**2:53.823**	10	2:55.012	7	0.020	0.020
3	17	270R	3	Tom ALLEN	2:55.649	6	2:56.500	9	2:54.722	9	**2:54.045**	7	0.242	0.222
4	3	270R	4	James MURPHY	2:55.950	6	2:55.080	10	2:54.586	10	**2:54.347**	8	0.544	0.302
5	6	270R	5	Justin HEAP	2:58.255	6	2:54.976	10	2:55.527	7	**2:54.357**	8	0.554	0.010
6	12	270R	6	Toby CLOWES	2:56.821	6	2:55.942	10	2:55.877	10	**2:54.474**	8	0.671	0.117
7	77	270R	7	Daniel FRENCH	2:55.520	5	2:55.105	9	2:55.415	9	**2:54.638**	8	0.835	0.164
8	11	270R	8	Chris MOORE	2:56.324	6	2:56.013	10	**2:54.759**	9	2:55.274	7	0.956	0.121
9	19	270R	9	Graham MACDONALD	**2:55.071**	5	2:56.345	9	2:56.460	10	2:57.010	5	1.268	0.312
10	5	270R	10	Gregory MONKS	2:56.543	6	**2:55.264**	10	2:55.306	10	2:55.267	8	1.461	0.193
11	79	270R	11	Lewis THOMPSON	2:56.988	5	2:55.882	9	**2:55.440**	9	2:55.827	7	1.637	0.176
12	86	270R	12	James DE LUSIGNAN	2:59.685	5	2:57.372	9	2:56.195	10	**2:55.685**	9	1.882	0.245
13	25	270R	13	Neil FRASER	2:59.299	5	2:56.753	9	**2:55.779**	10	2:55.820	7	1.976	0.094
14	74	270R	14	Oli PRATT	2:58.131	5	2:56.674	9	2:56.050	10	**2:55.858**	8	2.055	0.079
15	33	270R	15	Matthew CREAK	3:03.259	5	2:57.749	9	2:56.264	10	**2:55.954**	7	2.151	0.096
16	88	270R	16	James MCCALL	2:56.310	5	**2:56.285**	9	2:57.437	7	2:57.748	7	2.482	0.331
17	68	270R	17	Simon GOODWIN	3:00.282	5	2:56.934	9	2:56.662	10	**2:56.491**	7	2.688	0.206
18	57	270R	18	Nilesh PARMAR	2:59.678	4	**2:56.697**	10	2:57.148	9	2:57.605	9	2.894	0.206
19	8	270R	19	John ISHERWOOD	3:02.380	5	2:58.183	9	2:58.181	9	**2:57.039**	7	3.236	0.342
20	95	270R	20	Al MELTON	2:59.958	4	2:57.272	8	**2:57.063**	7	2:59.337	7	3.260	0.024
21	76	270R	21	Richard CLEGG	2:59.388	5	**2:57.290**	9	2:57.898	9	2:58.183	6	3.487	0.227
22	21	270R	22	Jonny JARRATT	3:00.987	5	2:57.739	9	2:57.770	8	**2:57.424**	7	3.621	0.134
23	42	270R	23	Ian FORTESCUE	3:03.929	3	2:57.606	9	2:58.437	9	**2:57.569**	7	3.766	0.145
24	10	270R	24	James GILMOUR	2:58.345	5	**2:57.623**	10	2:58.964	9	2:58.587	7	3.820	0.054
25	9	270R	25	Jimmy BEVAN	3:05.117	5	2:58.545	9	**2:57.788**	8	2:58.596	6	3.985	0.165
26	70	Roadsp	1	Lars Alexander HOFFMANN	2:59.635	5	2:59.538	9	**2:58.072**	9	2:58.517	5	4.269	0.284
27	129	Roadsp	2	Will ROSSETTI	3:01.449	5	2:59.963	9	2:59.519	9	**2:58.086**	7	4.283	0.014
28	2	Roadsp	3	Andy LEES	3:03.584	5	**2:58.144**	9	2:59.927	9	3:00.025	7	4.341	0.058
29	84	Roadsp	4	Andrew MURGATROYD	3:00.088	5	2:59.230	9	3:00.422	9	**2:58.295**	7	4.492	0.151
30	142	Roadsp	5	Ben BUCKLEY	3:02.729	5	2:58.753	9	**2:58.357**	9	2:59.094	6	4.554	0.062
31	28	270R	26	Paul FIELDER	3:06.284	5	2:59.131	9	2:58.884	9	**2:58.412**	6	4.609	0.055
32	119	Roadsp	6	Stuart BELL	3:19.119	3	**2:58.447**	7	3:04.794	2		1	4.644	0.035
33	164	Roadsp	7	Giuseppe FELET	3:05.079	5	**2:58.473**	9	2:58.670	9	3:02.854	6	4.670	0.026
34	63	270R	27	Scott PARKER	3:03.351	4	2:59.454	9	3:00.541	8	**2:59.131**	7	5.328	0.658
35	99	Roadsp	8	Gideon WILKINSON	3:02.444	4	**2:59.493**	9	3:01.321	9	3:01.070	7	5.690	0.362
36	174	Roadsp	9	Alan VENTERS	3:02.255	5	3:00.464	9	2:59.704	9	**2:59.540**	7	5.737	0.047
37	15	Roadsp	10	Ben LOPEZ-APPLETON	3:03.577	3	2:59.724	9	3:00.090	9	**2:59.620**	6	5.817	0.080
38	29	270R	28	Alastair CURREY	3:06.985	5	3:02.108	9	3:00.514	9	**2:59.689**	7	5.886	0.069
39	131	Roadsp	11	Max GAUNT	3:04.582	5	3:01.713	9	3:02.194	9	**2:59.828**	7	6.025	0.139
40	72	270R	29	Mark SMITH	3:03.781	4	3:00.112	9	3:00.346	8	**2:59.878**	7	6.075	0.050
41	22	Roadsp	12	Angelos ALVANOS	3:02.491	5	3:00.297	9	3:01.023	9	**3:00.197**	7	6.394	0.319
42	23	270R	30	Andy MORGAN	3:03.240	5	**3:00.303**	9	3:01.084	9	3:01.226	3	6.500	0.106
43	37	Roadsp	13	Tom BROWN	3:03.939	4	3:02.068	9	**3:00.312**	9	3:01.230	7	6.509	0.009
44	195	Roadsp	14	Tom POWER	3:04.535	5	3:02.532	9	**3:00.391**	9	3:02.054	7	6.588	0.079
45	64	270R	31	Neal EVANS	3:07.028	5	3:04.273	9	3:01.846	9	**3:00.575**	7	6.772	0.184
46	14	Roadsp	15	Fraser JONES	3:06.245	5	**3:00.633**	9	3:02.229	9	3:01.151	7	6.830	0.058
47	190	Roadsp	16	Harry COOK	3:03.319	4	**3:00.722**	5		0		0	6.919	0.089
48	51	Roadsp	17	Graham DODRIDGE	3:09.709	5	3:03.955	9	3:04.062	9	**3:01.169**	8	7.366	0.447
49	49	Roadsp	18	Glenn MOULE	3:07.396	4	3:02.194	9	**3:01.646**	9	3:03.257	7	7.843	0.477
50	41	Roadsp	19	Trevor CONWAY	3:07.911	5	**3:01.783**	9	3:06.589	3		0	7.980	0.137
51	53	Roadsp	20	Nicholas SMITH	3:07.841	5	3:04.248	6	3:02.771	9	**3:01.963**	7	8.160	0.180
52	73	Roadsp	21	Dan CLAYPHAN	3:03.833	3	3:04.013	8	**3:02.321**	8	3:03.669	6	8.518	0.358
53	78	Roadsp	22	Guy BERRYMAN	3:04.920	4	3:04.307	8	**3:03.136**	7	3:03.717	5	9.333	0.815
54	69	Roadsp	23	Charlie MIZON	3:10.224	5	3:07.882	9	3:05.817	9	**3:04.684**	7	10.881	1.548
55	117	Roadsp	24	Gary LAPIDUS	3:07.597	5	3:04.908	9	**3:04.900**	9	3:05.324	7	11.097	0.216
56	133	Roadsp	25	Ryan ERROLL	3:11.618	2		0	3:09.763	5	**3:05.914**	5	12.111	1.014
57	16	Roadsp	26	James CROCKER	3:08.039	4	**3:05.928**	9	3:06.469	9	3:07.290	6	12.125	0.014
58	123	Roadsp	27	Anthony WARNER	3:10.696	5	3:07.238	9	3:08.658	9	**3:06.311**	7	12.508	0.383
59	32	Roadsp	28	Alan THICKETT	3:19.200	4	3:07.655	9	3:08.983	4	**3:06.498**	6	12.695	0.187
60	4	270R	32	Ian LESLIE	**3:06.635**	3		0		0		0	12.832	0.137
61	13	Roadsp	29	David THORNTON	3:10.442	4	3:08.669	9	3:08.674	9	**3:08.540**	5	14.737	1.905
62	44	Roadsp	30	Andrew SARGENT	3:18.510	4	**3:13.014**	9	3:15.345	8	3:16.693	6	19.211	4.474

Spa-Francorchamps
Circuit Length = 4.3520 miles
Start: 15:45 Flag 16:15 End: 16:19

Weather / Track : Overcast / Dry

These results are provisional until the conclusion of any judicial and technical matters.

Clerk Of Course :		Timekeeper :

Results can be found at www.tsl-timing.com

Printed - 16:30 Friday, 19 July 2019

Motul Seven 270R & Avon Tyres Caterham Roadsport Championships

QUALIFYING - CLASSIFICATION - FINAL

POS	NO	CL	PIC	NAME	ENTRY	TIME	ON	LAPS	GAP	DIFF	MPH
1	17	270R	1	Tom ALLEN	Caterham 270R -	2:53.679	4	6			90.20
2	79	270R	2	Lewis THOMPSON	Caterham 270R - DW Motorsport	2:54.148	5	6	0.469	0.469	89.96
3	25	270R	3	Neil FRASER	Caterham 270R -	2:54.680	4	6	1.001	0.532	89.69
4	86	270R	4	James DE LUSIGNAN	Caterham 270R -	2:55.101	6	6	1.422	0.421	89.47
5	36 *	270R	5	Daniel HALSTEAD	Caterham 270R - DPR Motorsport	2:55.105	6	6	1.426	0.004	89.47
6	77	270R	6	Daniel FRENCH	Caterham 270R -	2:55.210	5	6	1.531	0.105	89.42
7	74	270R	7	Oli PRATT	Caterham 270R - Geotechnical Experts Ltd	2:55.212	5	6	1.533	0.002	89.42
8	80	270R	8	Matt SHEPPARD	Caterham 270R -	2:55.639	5	6	1.960	0.427	89.20
9	5 *	270R	9	Gregory MONKS	Caterham 270R -	2:55.782	6	6	2.103	0.143	89.13
10	12	270R	10	Toby CLOWES	Caterham 270R -	2:55.813	6	6	2.134	0.031	89.11
11	19 *	270R	11	Graham MACDONALD	Caterham 270R -	2:56.270	6	6	2.591	0.457	88.88
12	6	270R	12	Justin HEAP	Caterham 270R -	2:56.424	5	6	2.745	0.154	88.80
13	3	270R	13	James MURPHY	Caterham 270R - DPR Motorsport	2:56.521	5	6	2.842	0.097	88.75
14	11	270R	14	Chris MOORE	Caterham 270R - DPR Motorsport	2:56.576	4	6	2.897	0.055	88.72
15	33	270R	15	Matthew CREAK	Caterham 270R - Team CRC Transport Limited	2:57.309	2	6	3.630	0.733	88.36
16	10	270R	16	James GILMOUR	Caterham 270R -	2:57.479	4	6	3.800	0.170	88.27
17	68	270R	17	Simon GOODWIN	Caterham 270R -	2:57.518	3	6	3.839	0.039	88.25
18	8	270R	18	John ISHERWOOD	Caterham 270R -	2:57.716	2	6	4.037	0.198	88.16
19	95 *	270R	19	Al MELTON	Caterham 270R -	2:57.772	3	6	4.093	0.056	88.13
20	21	270R	20	Jonny JARRATT	Caterham 270R -	2:57.850	2	6	4.171	0.078	88.09
21	2 *	Roadsport	1	Andy LEES	Caterham Roadsport -	2:57.919	4	6	4.240	0.069	88.05
22	57	270R	21	Nilesh PARMAR	Caterham 270R - DPR Motorsport	2:58.060	3	6	4.381	0.141	87.99
23	119	Roadsport	2	Stuart BELL	Caterham Roadsport -	2:58.302	5	6	4.623	0.242	87.87
24	76	270R	22	Richard CLEGG	Caterham 270R -	2:58.317	2	6	4.638	0.015	87.86
25	28 *	270R	23	Paul FIELDER	Caterham 270R -	2:58.319	4	6	4.640	0.002	87.86
26	63	270R	24	Scott PARKER	Caterham 270R -	2:58.748	4	6	5.069	0.429	87.65
27	142	Roadsport	3	Ben BUCKLEY	Caterham Roadsport -	2:58.977	4	6	5.298	0.229	87.53
28	70	Roadsport	4	Lars Alexander HOFFMANN	Caterham Roadsport -	2:58.979	5	6	5.300	0.002	87.53
29	9	270R	25	Jimmy BEVAN	Caterham 270R -	2:59.145	3	6	5.466	0.166	87.45
30	23	270R	26	Andy MORGAN	Caterham 270R -	2:59.197	1	6	5.518	0.052	87.43
31	72 *	270R	27	Mark SMITH	Caterham 270R -	2:59.203	4	6	5.524	0.006	87.42
32	88	270R	28	James MCCALL	Caterham 270R -	2:59.342	4	4	5.663	0.139	87.36
33	42	270R	29	Ian FORTESCUE	Caterham 270R -	2:59.379	3	6	5.700	0.037	87.34
34	174	Roadsport	5	Alan VENTERS	Caterham Roadsport -	2:59.689	5	6	6.010	0.310	87.19
35	15 *	Roadsport	6	Ben LOPEZ-APPLETON	Caterham Roadsport -	2:59.720	5	6	6.041	0.031	87.17
36	129	Roadsport	7	Will ROSSETTI	Caterham Roadsport -	2:59.747	2	6	6.068	0.027	87.16
37	195	Roadsport	8	Tom POWER	Caterham Roadsport - Listers	3:00.034	5	6	6.355	0.287	87.02
38	37	Roadsport	9	Tom BROWN	Caterham Roadsport -	3:00.072	6	6	6.393	0.038	87.00
39	164	Roadsport	10	Giuseppe FELET	Caterham Roadsport -	3:00.155	4	6	6.476	0.083	86.96
40	84	Roadsport	11	Andrew MURGATROYD	Caterham Roadsport -	3:00.225	4	6	6.546	0.070	86.93
41	22	Roadsport	12	Angelos ALVANOS	Caterham Roadsport -	3:00.588	2	6	6.909	0.363	86.75
42	29	270R	30	Alastair CURREY	Caterham 270R -	3:00.621	6	6	6.942	0.033	86.74
43	14	Roadsport	13	Fraser JONES	Caterham Roadsport -	3:00.864	5	6	7.185	0.243	86.62
44	73	Roadsport	14	Dan CLAYPHAN	Caterham Roadsport -	3:01.166	3	6	7.487	0.302	86.48
45	49 *	Roadsport	15	Glenn MOULE	Caterham Roadsport -	3:01.906	4	6	8.227	0.740	86.12
46	64	270R	31	Neal EVANS	Caterham 270R -	3:02.143	3	6	8.464	0.237	86.01
47	190	Roadsport	16	Harry COOK	Caterham Roadsport -	3:02.153	3	5	8.474	0.010	86.01
48	41	Roadsport	17	Trevor CONWAY	Caterham Roadsport -	3:02.435	5	6	8.756	0.282	85.87
49	53	Roadsport	18	Nicholas SMITH	Caterham Roadsport -	3:02.596	6	6	8.917	0.161	85.80
50	131	Roadsport	19	Max GAUNT	Caterham Roadsport -	3:02.676	2	6	8.997	0.080	85.76
51	117	Roadsport	20	Gary LAPIDUS	Caterham Roadsport -	3:03.624	4	6	9.945	0.948	85.32
52	51 *	Roadsport	21	Graham DODRIDGE	Caterham Roadsport -	3:03.779	2	6	10.100	0.155	85.25
53	99	Roadsport	22	Gideon WILKINSON	Caterham Roadsport -	3:04.117	6	6	10.438	0.338	85.09
54	133	Roadsport	23	Ryan ERROLL	Caterham Roadsport -	3:04.516	4	6	10.837	0.399	84.91
55	78 *	Roadsport	24	Guy BERRYMAN	Caterham Roadsport -	3:04.989	5	6	11.310	0.473	84.69
56	16 *	Roadsport	25	James CROCKER	Caterham Roadsport -	3:05.211	4	6	11.532	0.222	84.59
57	32	Roadsport	26	Alan THICKETT	Caterham Roadsport -	3:05.236	5	6	11.557	0.025	84.58
58	123	Roadsport	27	Anthony WARNER	Caterham Roadsport -	3:06.856	5	6	13.177	1.620	83.84
59	69	Roadsport	28	Charlie MIZON	Caterham Roadsport -	3:07.320	3	5	13.641	0.464	83.64
60	13 *	Roadsport	29	David THORNTON	Caterham Roadsport -	3:09.734	5	5	16.055	2.414	82.57
				QUALIFYING LAPTIME (110.0% of 2:58.977) = 3:16.874							
61	44	Roadsport	30	Andrew SARGENT	Caterham Roadsport -	3:24.028	4	5	30.349	14.294	76.79

***Cars 13,36,49,51 & 78 - please fit a working transponder**
No. 2, 5, 15, 16, 19, 28, 72, 95 - 1 Lap time disallowed; exceeding track limits.

Weather / Track : Overcast / Dry

Spa-Francorchamps
Circuit Length = 4.3520 miles
Start: 10:50 Flag 11:10 End: 11:15

Clerk Of Course :	Steward :	Timekeeper :

Results can be found at www.tsl-timing.com

Printed - 12:37 Saturday, 20 July 2019

Motul Seven 270R & Avon Tyres Caterham Roadsport Championships

QUALIFYING - BEST SECTORS

	SECTOR 1			SECTOR 2			SECTOR 3		
POS	NO	NAME	TIME	NO	NAME	TIME	NO	NAME	TIME
1	17	ALLEN	50.709	79	THOMPSON	1:16.937	17	ALLEN	45.057
2	79	THOMPSON	50.941	17	ALLEN	1:17.443	80	SHEPPARD	45.245
3	12	CLOWES	51.021	77	FRENCH	1:17.468	74	PRATT	45.427
4	25	FRASER	51.335	86	LUSIGNAN	1:17.509	86	LUSIGNAN	45.528
5	77	FRENCH	51.335	74	PRATT	1:17.536	77	FRENCH	45.547
6	8	ISHERWOOD	51.573	5	MONKS	1:17.639	25	FRASER	45.568
7	68	GOODWIN	51.696	80	SHEPPARD	1:17.679	79	THOMPSON	45.686
8	86	LUSIGNAN	51.747	25	FRASER	1:17.754	19	MACDONALD	45.796
9	6	HEAP	51.788	3	MURPHY	1:17.923	11	MOORE	45.796
10	19	MACDONALD	51.806	19	MACDONALD	1:17.982	3	MURPHY	46.022
11	57	PARMAR	51.926	6	HEAP	1:18.053	15	LOPEZ-APPLETON	46.030
12	33	CREAK	51.954	11	MOORE	1:18.144	68	GOODWIN	46.051
13	5	MONKS	51.962	10	GILMOUR	1:18.257	33	CREAK	46.088
14	74	PRATT	52.010	12	CLOWES	1:18.362	10	GILMOUR	46.112
15	28	FIELDER	52.019	68	GOODWIN	1:18.451	12	CLOWES	46.139
16	80	SHEPPARD	52.049	33	CREAK	1:18.466	5	MONKS	46.143
17	21	JARRATT	52.073	119	BELL	1:18.598	6	HEAP	46.175
18	11	MOORE	52.088	57	PARMAR	1:18.717	95	MELTON	46.209
19	2	LEES	52.099	95	MELTON	1:18.773	57	PARMAR	46.226
20	72	SMITH	52.174	23	MORGAN	1:18.783	21	JARRATT	46.285
21	9	BEVAN	52.178	22	ALVANOS	1:18.899	76	CLEGG	46.287
22	10	GILMOUR	52.247	142	BUCKLEY	1:18.991	8	ISHERWOOD	46.314
23	63	PARKER	52.297	190	COOK	1:19.019	164	FELET	46.388
24	119	BELL	52.299	2	LEES	1:19.075	9	BEVAN	46.409
25	142	BUCKLEY	52.323	21	JARRATT	1:19.166	28	FIELDER	46.413
26	174	VENTERS	52.358	129	ROSSETTI	1:19.166	63	PARKER	46.445
27	76	CLEGG	52.466	15	LOPEZ-APPLETON	1:19.199	23	MORGAN	46.468
28	3	MURPHY	52.540	84	MURGATROYD	1:19.271	42	FORTESCUE	46.509
29	95	MELTON	52.561	9	BEVAN	1:19.296	88	MCCALL	46.559
30	23	MORGAN	52.605	70	HOFFMANN	1:19.297	84	MURGATROYD	46.580
31	70	HOFFMANN	52.613	63	PARKER	1:19.349	72	SMITH	46.599
32	88	MCCALL	52.703	76	CLEGG	1:19.359	73	CLAYPHAN	46.624
33	84	MURGATROYD	52.710	14	JONES	1:19.375	14	JONES	46.680
34	15	LOPEZ-APPLETON	52.748	28	FIELDER	1:19.381	37	BROWN	46.719
35	42	FORTESCUE	52.833	195	POWER	1:19.421	2	LEES	46.745
36	164	FELET	53.145	164	FELET	1:19.448	70	HOFFMANN	46.746
37	37	BROWN	53.197	42	FORTESCUE	1:19.503	142	BUCKLEY	46.748
38	29	CURREY	53.223	174	VENTERS	1:19.529	119	BELL	46.794
39	195	POWER	53.225	8	ISHERWOOD	1:19.557	29	CURREY	46.821
40	22	ALVANOS	53.339	88	MCCALL	1:19.707	174	VENTERS	46.938
41	64	EVANS	53.447	37	BROWN	1:19.794	129	ROSSETTI	46.971
42	129	ROSSETTI	53.550	73	CLAYPHAN	1:19.859	22	ALVANOS	47.033
43	131	GAUNT	53.689	72	SMITH	1:19.916	195	POWER	47.120
44	14	JONES	54.062	131	GAUNT	1:20.070	190	COOK	47.398
45	73	CLAYPHAN	54.101	41	CONWAY	1:20.234	41	CONWAY	47.424
46	41	CONWAY	54.124	53	SMITH	1:20.439	53	SMITH	47.582
47	117	LAPIDUS	54.344	29	CURREY	1:20.577	64	EVANS	47.606
48	53	SMITH	54.575	99	WILKINSON	1:20.593	131	GAUNT	47.705
49	133	ERROLL	54.628	64	EVANS	1:20.854	99	WILKINSON	47.719
50	16	CROCKER	54.640	117	LAPIDUS	1:20.878	133	ERROLL	47.940
51	99	WILKINSON	54.641	133	ERROLL	1:21.215	117	LAPIDUS	48.177
52	190	COOK	54.670	32	THICKETT	1:21.840	32	THICKETT	48.230
53	32	THICKETT	54.881	16	CROCKER	1:21.874	16	CROCKER	48.258
54	123	WARNER	55.252	123	WARNER	1:22.124	123	WARNER	48.279
55	69	MIZON	56.192	69	MIZON	1:22.273	69	MIZON	48.395
56	44	SARGENT	58.925	44	SARGENT	1:30.110	44	SARGENT	51.918
57									
58									
59									
60									
61									

IDEAL / BEST COMPARISON					
POS	NO	NAME	IDEAL	BEST	DIFF
		PERFECT LAP	2:52.703		
1	17	ALLEN	2:53.209	2:53.679	0.470
2	79	THOMPSON	2:53.564	2:54.148	0.584
3	77	FRENCH	2:54.350	2:55.210	0.860
4	25	FRASER	2:54.657	2:54.680	0.023
5	86	LUSIGNAN	2:54.784	2:55.101	0.317
6	80	SHEPPARD	2:54.973	2:55.639	0.666
7	74	PRATT	2:54.973	2:55.212	0.239
8	12	CLOWES	2:55.522	2:55.813	0.291
9	19	MACDONALD	2:55.584	2:56.270	0.686
10	5	MONKS	2:55.744	2:55.782	0.038
11	6	HEAP	2:56.016	2:56.424	0.408
12	11	MOORE	2:56.028	2:56.576	0.548
13	68	GOODWIN	2:56.198	2:57.518	1.320
14	3	MURPHY	2:56.485	2:56.521	0.036
15	33	CREAK	2:56.508	2:57.309	0.801
16	10	GILMOUR	2:56.616	2:57.479	0.863
17	57	PARMAR	2:56.869	2:58.060	1.191
18	8	ISHERWOOD	2:57.444	2:57.716	0.272
19	21	JARRATT	2:57.524	2:57.850	0.326
20	95	MELTON	2:57.543	2:57.772	0.229
21	119	BELL	2:57.691	2:58.302	0.611
22	28	FIELDER	2:57.813	2:58.319	0.506
23	23	MORGAN	2:57.856	2:59.197	1.341
24	9	BEVAN	2:57.883	2:59.145	1.262
25	2	LEES	2:57.919	2:57.919	0.000
26	15	LOPEZ-APPLETON	2:57.977	2:59.720	1.743
27	142	BUCKLEY	2:58.062	2:58.977	0.915
28	63	PARKER	2:58.091	2:58.748	0.657
29	76	CLEGG	2:58.112	2:58.317	0.205
30	84	MURGATROYD	2:58.561	3:00.225	1.664
31	70	HOFFMANN	2:58.656	2:58.979	0.323
32	72	SMITH	2:58.689	2:59.203	0.514
33	174	VENTERS	2:58.825	2:59.689	0.864
34	42	FORTESCUE	2:58.845	2:59.379	0.534
35	88	MCCALL	2:58.969	2:59.342	0.373
36	164	FELET	2:58.981	3:00.155	1.174
37	22	ALVANOS	2:59.271	3:00.588	1.317
38	129	ROSSETTI	2:59.687	2:59.747	0.060
39	37	BROWN	2:59.710	3:00.072	0.362
40	195	POWER	2:59.766	3:00.034	0.268
41	14	JONES	3:00.117	3:00.864	0.747
42	73	CLAYPHAN	3:00.584	3:01.166	0.582
43	29	CURREY	3:00.621	3:00.621	0.000
44	190	COOK	3:01.087	3:02.153	1.066
45	131	GAUNT	3:01.464	3:02.676	1.212
46	41	CONWAY	3:01.782	3:02.435	0.653
47	64	EVANS	3:01.907	3:02.143	0.236
48	53	SMITH	3:02.596	3:02.596	0.000
49	99	WILKINSON	3:02.953	3:04.117	1.164
50	117	LAPIDUS	3:03.399	3:03.624	0.225
51	133	ERROLL	3:03.783	3:04.516	0.733
52	16	CROCKER	3:04.772	3:05.211	0.439
53	32	THICKETT	3:04.951	3:05.236	0.285
54	123	WARNER	3:05.655	3:06.856	1.201
55	69	MIZON	3:06.860	3:07.320	0.460
56	44	SARGENT	3:20.953	3:24.028	3.075
57	51	DODRIDGE		3:03.779	
58	78	BERRYMAN		3:04.989	
59	49	MOULE		3:01.906	
60	13	THORNTON		3:09.734	
61	36	HALSTEAD		2:55.105	

Weather / Track : Overcast / Dry

Spa-Francorchamps
Circuit Length = 4.3520 miles
Start: 10:50 Flag 11:10 End: 11:15

Results can be found at www.tsl-timing.com

Printed - 11:21 Saturday, 20 July 2019

Motul Seven 270R & Avon Tyres Caterham Roadsport Championships

QUALIFYING - BEST SPEEDS

	INTERMEDIATE 1			INTERMEDIATE 2			FINISH LINE		
POS	NO	NAME	MPH	NO	NAME	MPH	NO	NAME	MPH
1	79	THOMPSON	119.6	17	ALLEN	85.7	12	CLOWES	79.3
2	17	ALLEN	118.9	9	BEVAN	85.5	17	ALLEN	79.2
3	68	GOODWIN	118.5	79	THOMPSON	85.3	11	MOORE	79.0
4	10	GILMOUR	118.3	21	JARRATT	85.3	57	PARMAR	78.8
5	25	FRASER	117.5	86	LUSIGNAN	85.2	8	ISHERWOOD	78.7
6	12	CLOWES	116.7	19	MACDONALD	85.2	79	THOMPSON	78.6
7	6	HEAP	116.5	11	MOORE	85.0	77	FRENCH	78.6
8	88	MCCALL	116.5	33	CREAK	85.0	6	HEAP	78.5
9	77	FRENCH	116.3	12	CLOWES	84.9	72	SMITH	78.5
10	86	LUSIGNAN	115.9	6	HEAP	84.9	86	LUSIGNAN	78.4
11	11	MOORE	115.7	25	FRASER	84.8	5	MONKS	78.4
12	21	JARRATT	115.7	77	FRENCH	84.6	3	MURPHY	78.4
13	19	MACDONALD	115.5	74	PRATT	84.5	25	FRASER	78.3
14	72	SMITH	115.3	5	MONKS	84.5	19	MACDONALD	78.2
15	3	MURPHY	114.5	129	ROSSETTI	84.5	28	FIELDER	77.9
16	76	CLEGG	114.5	3	MURPHY	84.4	129	ROSSETTI	77.8
17	5	MONKS	114.3	95	MELTON	84.4	21	JARRATT	77.7
18	8	ISHERWOOD	114.3	57	PARMAR	84.4	76	CLEGG	77.7
19	57	PARMAR	114.3	80	SHEPPARD	84.3	33	CREAK	77.6
20	74	PRATT	114.1	68	GOODWIN	84.3	74	PRATT	77.5
21	70	HOFFMANN	114.1	70	HOFFMANN	84.3	88	MCCALL	77.4
22	84	MURGATROYD	114.1	10	GILMOUR	84.2	174	VENTERS	77.3
23	33	CREAK	113.9	8	ISHERWOOD	84.2	80	SHEPPARD	77.2
24	95	MELTON	113.7	42	FORTESCUE	84.2	68	GOODWIN	77.2
25	119	BELL	113.7	88	MCCALL	84.0	2	LEES	77.2
26	164	FELET	113.7	84	MURGATROYD	84.0	15	LOPEZ-APPLETON	77.2
27	80	SHEPPARD	113.1	63	PARKER	83.9	29	CURREY	77.2
28	142	BUCKLEY	113.1	22	ALVANOS	83.9	142	BUCKLEY	77.1
29	9	BEVAN	113.1	142	BUCKLEY	83.8	119	BELL	77.0
30	190	COOK	112.9	174	VENTERS	83.8	73	CLAYPHAN	77.0
31	174	VENTERS	112.7	164	FELET	83.8	22	ALVANOS	76.9
32	23	MORGAN	112.5	195	POWER	83.7	41	CONWAY	76.7
33	14	JONES	112.5	28	FIELDER	83.6	9	BEVAN	76.5
34	2	LEES	112.4	37	BROWN	83.6	10	GILMOUR	76.3
35	28	FIELDER	112.4	29	CURREY	83.6	42	FORTESCUE	76.2
36	63	PARKER	112.4	76	CLEGG	83.5	37	BROWN	76.2
37	195	POWER	112.4	73	CLAYPHAN	83.5	84	MURGATROYD	76.2
38	42	FORTESCUE	111.8	2	LEES	83.4	23	MORGAN	76.1
39	15	LOPEZ-APPLETON	111.6	119	BELL	83.4	16	CROCKER	76.1
40	37	BROWN	111.6	23	MORGAN	83.2	64	EVANS	76.0
41	131	GAUNT	111.6	72	SMITH	83.2	133	ERROLL	76.0
42	64	EVANS	111.4	14	JONES	83.2	70	HOFFMANN	75.9
43	129	ROSSETTI	111.1	99	WILKINSON	83.2	63	PARKER	75.8
44	73	CLAYPHAN	111.1	15	LOPEZ-APPLETON	82.9	131	GAUNT	75.8
45	29	CURREY	110.1	64	EVANS	82.8	95	MELTON	75.7
46	22	ALVANOS	109.4	53	SMITH	82.8	195	POWER	75.6
47	32	THICKETT	109.4	131	GAUNT	82.7	69	MIZON	75.5
48	53	SMITH	109.1	133	ERROLL	82.2	190	COOK	75.4
49	117	LAPIDUS	108.9	190	COOK	82.0	99	WILKINSON	75.4
50	99	WILKINSON	108.4	32	THICKETT	82.0	32	THICKETT	75.3
51	133	ERROLL	108.2	117	LAPIDUS	81.8	164	FELET	75.2
52	16	CROCKER	107.2	16	CROCKER	81.7	14	JONES	75.2
53	123	WARNER	106.8	41	CONWAY	81.6	117	LAPIDUS	74.3
54	41	CONWAY	106.1	69	MIZON	81.5	123	WARNER	74.2
55	69	MIZON	104.5	123	WARNER	79.4	53	SMITH	74.1
56	44	SARGENT	97.2	44	SARGENT	76.8	44	SARGENT	71.0
57									
58									
59									
60									
61									

Weather / Track : Overcast / Dry

Spa-Francorchamps
Circuit Length = 4.3520 miles
Start: 10:50 Flag 11:10 End: 11:15

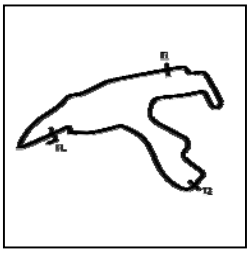

Motul Seven 270R & Avon Tyres Caterham Roadsport Championships

QUALIFYING - SECTOR ANALYSIS

SECTOR 1 = FL to I1, SECTOR 2 = I1 to I2, SECTOR 3 = I2 to FL, DIFF = Difference To Personal Best Lap, P = Crossed Finish Line in Pit Lane, D = Time Disallowed

P1 17 270R Tom ALLEN — Caterham 270R -

IDEAL LAP TIME : 2:53.209 BEST LAP TIME : 2:53.679 DIFFERENCE : 0.470

LAP	SECTOR 1		SECTOR 2		SECTOR 3		LAP TIME	MPH	DIFF	TIME OF DAY
1 -	50.993	***118.9***	1:19.047	84.7	46.669	78.4	2:56.709	88.66	3.030	10:56:15.648
2 -	53.068	110.7	1:17.947	85.1	***45.057***	***79.2***	2:56.072	88.98	2.393	10:59:11.720
3 -	51.126	117.7	1:18.848	84.4	46.036	78.0	2:56.010	89.01	2.331	11:02:07.730
4 -	50.969	116.5	1:17.625	85.1	45.085	78.6	***2:53.679*** **(1)**	***90.20***		***11:05:01.409***
5 -	51.401	114.3	***1:17.443***	84.2	45.226	78.3	2:54.070 **(3)**	90.00	0.391	11:07:55.479
6 -	***50.709***	115.3	1:17.491	***85.7***	45.720	78.8	2:53.920 **(2)**	90.08	0.241	11:10:49.399

P2 79 270R Lewis THOMPSON — Caterham 270R - DW Motorsport

IDEAL LAP TIME : 2:53.564 BEST LAP TIME : 2:54.148 DIFFERENCE : 0.584

LAP	SECTOR 1		SECTOR 2		SECTOR 3		LAP TIME	MPH	DIFF	TIME OF DAY
1 -	52.023	116.1	1:19.642	83.8	46.295	77.4	2:57.960	88.03	3.812	10:56:16.049
2 -	52.610	111.4	1:17.426	84.0	46.015	***78.6***	2:56.051	88.99	1.903	10:59:12.100
3 -	52.286	112.7	1:17.504	84.0	46.447	77.5	2:56.237	88.90	2.089	11:02:08.337
4 -	51.725	114.1	1:16.986	84.7	45.800	77.9	2:54.511 **(2)**	89.77	0.363	11:05:02.848
5 -	***50.941***	***119.6***	1:17.521	84.3	***45.686***	77.1	***2:54.148*** **(1)**	***89.96***		***11:07:56.996***
6 -	52.111	111.8	***1:16.937***	84.6	45.782	77.4	2:54.830 **(3)**	89.61	0.682	11:10:51.826

P3 25 270R Neil FRASER — Caterham 270R -

IDEAL LAP TIME : 2:54.657 BEST LAP TIME : 2:54.680 DIFFERENCE : 0.023

LAP	SECTOR 1		SECTOR 2		SECTOR 3		LAP TIME	MPH	DIFF	TIME OF DAY
1 -	51.353	***117.5***	1:18.540	84.7	46.056	***78.3***	2:55.949 **(3)**	89.04	1.269	10:56:18.388
2 -	51.601	116.3	1:18.754	84.2	***45.568***	78.3	2:55.923 **(2)**	89.05	1.243	10:59:14.311
3 -	51.897	113.5	1:18.448	84.3	46.233	78.0	2:56.578	88.72	1.898	11:02:10.889
4 -	***51.335***	114.5	***1:17.754***	84.0	45.591	77.9	***2:54.680*** **(1)**	***89.69***		***11:05:05.569***
5 -	51.464	114.7	1:18.367	***84.8***	46.883	70.4	2:56.714	88.66	2.034	11:08:02.283
6 -	52.833	114.1	1:20.217	83.6	45.840	77.5	2:58.890	87.58	4.210	11:11:01.173

P4 86 270R James DE LUSIGNAN — Caterham 270R -

IDEAL LAP TIME : 2:54.784 BEST LAP TIME : 2:55.101 DIFFERENCE : 0.317

LAP	SECTOR 1		SECTOR 2		SECTOR 3		LAP TIME	MPH	DIFF	TIME OF DAY
1 -	53.463	110.9	1:18.897	83.2	46.158	77.4	2:58.518	87.76	3.417	10:56:04.409
2 -	52.436	113.1	1:19.489	84.4	***45.528***	77.5	2:57.453 **(3)**	88.29	2.352	10:59:01.862
3 -	52.647	111.8	1:19.236	82.9	46.333	77.1	2:58.216	87.91	3.115	11:02:00.078
4 -	53.286	107.5	1:18.501	83.7	46.322	76.1	2:58.109	87.96	3.008	11:04:58.187
5 -	52.812	110.5	***1:17.509***	83.2	46.070	78.3	2:56.391 **(2)**	88.82	1.290	11:07:54.578
6 -	***51.747***	***115.9***	1:17.641	***85.2***	45.713	***78.4***	***2:55.101*** **(1)**	***89.47***		***11:10:49.679***

P5 36 270R Daniel HALSTEAD — Caterham 270R - DPR Motorsport

IDEAL LAP TIME : BEST LAP TIME : 2:55.105 DIFFERENCE :

LAP	SECTOR 1		SECTOR 2		SECTOR 3		LAP TIME	MPH	DIFF	TIME OF DAY
1 -							3:03.458	85.40	8.353	10:55:54.897
2 -							2:58.486 **(3)**	87.78	3.381	10:58:53.383
3 -							2:59.735	87.17	4.630	11:01:53.118
4 -							2:56.001 **(2)**	89.01	0.896	11:04:49.119
5 -							3:01.990	86.08	6.885	11:07:51.109
6 -							***2:55.105*** **(1)**	***89.47***		***11:10:46.214***

Weather / Track : Overcast / Dry

Spa-Francorchamps
Circuit Length = 4.3520 miles
Start: 10:50 Flag 11:10 End: 11:15

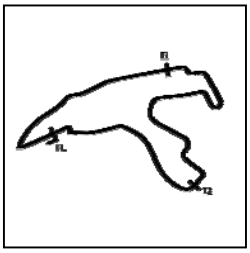

Motul Seven 270R & Avon Tyres Caterham Roadsport Championships

QUALIFYING - SECTOR ANALYSIS

SECTOR 1 = FL to I1, SECTOR 2 = I1 to I2, SECTOR 3 = I2 to FL, DIFF = Difference To Personal Best Lap, P = Crossed Finish Line in Pit Lane, D = Time Disallowed

P6 77 270R Daniel FRENCH

Caterham 270R -

IDEAL LAP TIME : 2:54.350 BEST LAP TIME : 2:55.210 DIFFERENCE : 0.860

LAP	SECTOR 1		SECTOR 2		SECTOR 3		LAP TIME		MPH	DIFF	TIME OF DAY
1 -	51.825	113.9	1:19.753	84.4	46.271	78.2	2:57.849	(3)	88.09	2.639	10:55:52.787
2 -	54.194	106.3	1:19.281	83.2	47.691	***78.6***	3:01.166		86.48	5.956	10:58:53.953
3 -	***51.335***	***116.3***	1:18.423	***84.6***	***45.547***	77.8	2:55.305	(2)	89.37	0.095	11:01:49.258
4 -	57.863	97.6	1:21.362	82.1	48.862	78.0	3:08.087		83.29	12.877	11:04:57.345
5 -	51.800	112.4	***1:17.468***	83.3	45.942	78.3	***2:55.210***	(1)	***89.42***		***11:07:52.555***
6 -	51.649	113.1	1:22.079	66.5	47.271	71.4	3:00.999		86.56	5.789	11:10:53.554

P7 74 270R Oli PRATT

Caterham 270R - Geotechnical Experts Ltd

IDEAL LAP TIME : 2:54.973 BEST LAP TIME : 2:55.212 DIFFERENCE : 0.239

LAP	SECTOR 1		SECTOR 2		SECTOR 3		LAP TIME		MPH	DIFF	TIME OF DAY
1 -	53.324	110.9	1:19.486	83.6	47.415	76.6	3:00.225		86.93	5.013	10:55:57.962
2 -	53.405	113.9	1:19.043	83.7	45.900	76.6	2:58.348		87.84	3.136	10:58:56.310
3 -	52.455	112.0	***1:17.536***	***84.5***	47.297	77.1	2:57.288	(3)	88.37	2.076	11:01:53.598
4 -	52.706	***114.1***	1:19.301	80.3	53.409	76.6	3:05.416		84.49	10.204	11:04:59.014
5 -	***52.010***	107.2	1:17.775	83.7	***45.427***	76.6	***2:55.212***	(1)	***89.42***		***11:07:54.226***
6 -	52.307	110.1	1:18.301	83.8	46.056	76.4	2:56.664	(2)	88.68	1.452	11:10:50.890

P8 80 270R Matt SHEPPARD

Caterham 270R -

IDEAL LAP TIME : 2:54.973 BEST LAP TIME : 2:55.639 DIFFERENCE : 0.666

LAP	SECTOR 1		SECTOR 2		SECTOR 3		LAP TIME		MPH	DIFF	TIME OF DAY
1 -	52.307	110.3	1:20.417	83.2	48.308	***77.2***	3:01.032		86.54	5.393	10:55:55.528
2 -	***52.049***	***113.1***	1:17.904	***84.3***	45.920	74.0	2:55.873	(2)	89.08	0.234	10:58:51.401
3 -	53.319	99.5	1:22.304	84.0	48.579	76.2	3:04.202		85.05	8.563	11:01:55.603
4 -	52.306	112.5	1:19.598	81.1	49.037	76.0	3:00.941	(3)	86.58	5.302	11:04:56.544
5 -	52.715	110.0	***1:17.679***	***84.3***	***45.245***	***77.2***	***2:55.639***	(1)	***89.20***		***11:07:52.183***
6 -	52.262	110.7	1:22.783	77.2	47.709	70.9	3:02.754		85.73	7.115	11:10:54.937

P9 5 270R Gregory MONKS

Caterham 270R -

IDEAL LAP TIME : 2:55.744 BEST LAP TIME : 2:55.782 DIFFERENCE : 0.038

LAP	SECTOR 1		SECTOR 2		SECTOR 3		LAP TIME		MPH	DIFF	TIME OF DAY
1 -	52.703	***114.3***	1:20.760	80.4	49.376	77.4	3:02.839		85.69	7.057	10:55:57.574
2 -	53.447	112.0	1:18.005	***84.5***	***46.143***	***78.4***	2:57.595	(3)	88.22	1.813	10:58:55.169
3 -	52.304	113.7	1:17.887	83.5	46.598	77.6	2:56.789	(2)	88.62	1.007	11:01:51.958
4 -	52.560	107.5	1:18.053	82.2	46.793	***78.4***	~~2:57.406~~	D	88.31	1.624	11:04:49.364
5 -	53.009	109.1	1:18.244	82.8	49.593	77.6	3:00.846		86.63	5.064	11:07:50.210
6 -	***51.962***	113.5	***1:17.639***	***84.5***	46.181	77.2	***2:55.782***	(1)	***89.13***		***11:10:45.992***

P10 12 270R Toby CLOWES

Caterham 270R -

IDEAL LAP TIME : 2:55.522 BEST LAP TIME : 2:55.813 DIFFERENCE : 0.291

LAP	SECTOR 1		SECTOR 2		SECTOR 3		LAP TIME		MPH	DIFF	TIME OF DAY
1 -	52.391	116.1	1:20.038	83.0	49.466	77.4	3:01.895		86.13	6.082	10:55:56.911
2 -	52.842	110.1	1:18.471	83.9	46.507	***79.3***	2:57.820	(2)	88.10	2.007	10:58:54.731
3 -	52.884	111.6	***1:18.362***	***84.9***	47.385	77.1	2:58.631	(3)	87.70	2.818	11:01:53.362
4 -	52.490	112.2	1:19.160	80.8	47.518	78.6	2:59.168		87.44	3.355	11:04:52.530
5 -	51.788	116.3	1:19.727	83.3	47.614	78.7	2:59.129		87.46	3.316	11:07:51.659
6 -	***51.021***	***116.7***	1:18.653	84.7	***46.139***	78.8	***2:55.813***	(1)	***89.11***		***11:10:47.472***

Weather / Track : Overcast / Dry

Spa-Francorchamps
Circuit Length = 4.3520 miles
Start: 10:50 Flag 11:10 End: 11:15

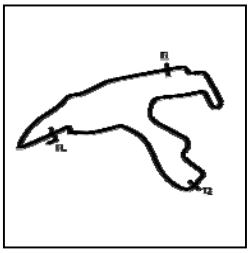

Motul Seven 270R & Avon Tyres Caterham Roadsport Championships

QUALIFYING - SECTOR ANALYSIS

SECTOR 1 = FL to I1, SECTOR 2 = I1 to I2, SECTOR 3 = I2 to FL, DIFF = Difference To Personal Best Lap, P = Crossed Finish Line in Pit Lane, D = Time Disallowed

P11 19 270R Graham MACDONALD Caterham 270R -

IDEAL LAP TIME : 2:55.584 BEST LAP TIME : 2:56.270 DIFFERENCE : 0.686

LAP	SECTOR 1		SECTOR 2		SECTOR 3		LAP TIME		MPH	DIFF	TIME OF DAY
1 -	53.197	113.5	1:18.169	***85.2***	45.956	77.8	2:57.322		88.35	1.052	10:56:21.388
2 -	52.247	111.8	1:18.724	81.1	46.145	***78.2***	2:57.116		88.45	0.846	10:59:18.504
3 -	52.543	111.6	1:18.426	82.2	46.364	77.8	~~2:57.333~~	**D**	88.35	1.063	11:02:15.837
4 -	52.417	111.6	1:18.154	84.8	46.241	77.6	2:56.812	**(3)**	88.61	0.542	11:05:12.649
5 -	***51.806***	***115.5***	1:18.760	82.4	***45.796***	76.3	2:56.362	**(2)**	88.83	0.092	11:08:09.011
6 -	51.927	113.1	***1:17.982***	84.3	46.361	77.4	***2:56.270***	**(1)**	***88.88***		***11:11:05.281***

P12 6 270R Justin HEAP Caterham 270R -

IDEAL LAP TIME : 2:56.016 BEST LAP TIME : 2:56.424 DIFFERENCE : 0.408

LAP	SECTOR 1		SECTOR 2		SECTOR 3		LAP TIME		MPH	DIFF	TIME OF DAY
1 -	52.581	115.1	1:20.282	83.7	49.584	78.3	3:02.447		85.87	6.023	10:55:56.535
2 -	59.184	114.3	1:26.084	82.7	47.045	78.4	3:12.313		81.46	15.889	10:59:08.848
3 -	51.888	***116.5***	1:18.149	82.5	46.538	76.5	2:56.575	**(2)**	88.73	0.151	11:02:05.423
4 -	52.263	***116.5***	1:20.109	84.5	***46.175***	***78.5***	2:58.547	**(3)**	87.75	2.123	11:05:03.970
5 -	***51.788***	113.5	***1:18.053***	***84.9***	46.583	77.3	***2:56.424***	**(1)**	***88.80***		***11:08:00.394***
6 -	54.680	95.7	1:22.490	83.3	53.983	77.4	3:11.153		81.96	14.729	11:11:11.547

P13 3 270R James MURPHY Caterham 270R - DPR Motorsport

IDEAL LAP TIME : 2:56.485 BEST LAP TIME : 2:56.521 DIFFERENCE : 0.036

LAP	SECTOR 1		SECTOR 2		SECTOR 3		LAP TIME		MPH	DIFF	TIME OF DAY
1 -	***52.540***	***114.5***	1:20.133	82.8	47.774	***78.4***	3:00.447		86.82	3.926	10:55:53.782
2 -	52.748	107.2	1:18.383	***84.4***	46.724	77.5	2:57.855	**(2)**	88.09	1.334	10:58:51.637
3 -	53.189	103.4	1:18.511	83.8	48.221	77.7	2:59.921		87.07	3.400	11:01:51.558
4 -	53.064	107.5	1:18.158	84.0	48.879	77.0	3:00.101		86.99	3.580	11:04:51.659
5 -	52.576	108.4	***1:17.923***	83.2	***46.022***	77.7	***2:56.521***	**(1)**	***88.75***		***11:07:48.180***
6 -	53.119	107.5	1:18.357	82.9	47.257	78.3	2:58.733	**(3)**	87.65	2.212	11:10:46.913

P14 11 270R Chris MOORE Caterham 270R - DPR Motorsport

IDEAL LAP TIME : 2:56.028 BEST LAP TIME : 2:56.576 DIFFERENCE : 0.548

LAP	SECTOR 1		SECTOR 2		SECTOR 3		LAP TIME		MPH	DIFF	TIME OF DAY
1 -	53.948	110.5	1:19.817	83.6	48.065	77.8	3:01.830		86.16	5.254	10:55:54.357
2 -	***52.088***	110.9	1:18.190	82.7	47.506	77.7	2:57.784	**(3)**	88.12	1.208	10:58:52.141
3 -	52.340	110.0	1:18.427	81.7	50.430	78.9	3:01.197		86.46	4.621	11:01:53.338
4 -	52.248	***115.7***	1:18.532	83.8	***45.796***	78.2	***2:56.576***	**(1)**	***88.72***		***11:04:49.914***
5 -	52.368	109.6	***1:18.144***	82.6	46.417	76.8	2:56.929	**(2)**	88.55	0.353	11:07:46.843
6 -	55.793	88.3	1:19.679	***85.0***	46.102	***79.0***	3:01.574		86.28	4.998	11:10:48.417

P15 33 270R Matthew CREAK Caterham 270R - Team CRC Transport Limited

IDEAL LAP TIME : 2:56.508 BEST LAP TIME : 2:57.309 DIFFERENCE : 0.801

LAP	SECTOR 1		SECTOR 2		SECTOR 3		LAP TIME		MPH	DIFF	TIME OF DAY
1 -	***51.954***	***113.9***	1:19.639	83.8	46.695	76.4	2:58.288		87.87	0.979	10:56:32.640
2 -	52.180	112.2	1:19.041	84.7	***46.088***	76.7	***2:57.309***	**(1)**	***88.36***		***10:59:29.949***
3 -	52.226	113.3	***1:18.466***	84.3	46.714	77.1	2:57.406	**(2)**	88.31	0.097	11:02:27.355
4 -	52.361	111.6	1:18.944	84.2	46.533	***77.6***	2:57.838	**(3)**	88.09	0.529	11:05:25.193
5 -	52.345	112.0	1:19.456	84.5	47.410	76.5	2:59.211		87.42	1.902	11:08:24.404
6 -	52.177	112.2	1:18.832	***85.0***	47.464	74.2	2:58.473		87.78	1.164	11:11:22.877

Weather / Track : Overcast / Dry

Spa-Francorchamps
Circuit Length = 4.3520 miles
Start: 10:50 Flag 11:10 End: 11:15

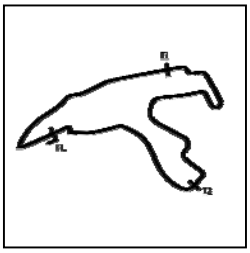

Motul Seven 270R & Avon Tyres Caterham Roadsport Championships

QUALIFYING - SECTOR ANALYSIS

SECTOR 1 = FL to I1, SECTOR 2 = I1 to I2, SECTOR 3 = I2 to FL, DIFF = Difference To Personal Best Lap, P = Crossed Finish Line in Pit Lane, D = Time Disallowed

P16 10 270R James GILMOUR — Caterham 270R -

IDEAL LAP TIME : 2:56.616 BEST LAP TIME : 2:57.479 DIFFERENCE : 0.863

LAP	SECTOR 1		SECTOR 2		SECTOR 3		LAP TIME	MPH	DIFF	TIME OF DAY
1 -	53.094	110.7	1:18.530	83.2	***46.112***	***76.3***	2:57.736 **(2)**	88.15	0.257	10:56:18.131
2 -	***52.247***	***118.3***	1:19.595	***84.2***	47.745	75.0	2:59.587	87.24	2.108	10:59:17.718
3 -	53.497	108.5	1:19.432	82.4	46.571	75.1	2:59.500	87.28	2.021	11:02:17.218
4 -	52.691	110.7	1:18.381	83.1	46.407	76.0	***2:57.479*** **(1)**	***88.27***		***11:05:14.697***
5 -	52.720	110.9	***1:18.257***	82.5	47.195	75.4	2:58.172 **(3)**	87.93	0.693	11:08:12.869
6 -	53.238	111.8	1:18.830	82.7	47.613	70.0	2:59.681	87.19	2.202	11:11:12.550

P17 68 270R Simon GOODWIN — Caterham 270R -

IDEAL LAP TIME : 2:56.198 BEST LAP TIME : 2:57.518 DIFFERENCE : 1.320

LAP	SECTOR 1		SECTOR 2		SECTOR 3		LAP TIME	MPH	DIFF	TIME OF DAY
1 -	52.535	112.9	1:18.980	83.6	***46.051***	76.1	2:57.566 **(2)**	88.23	0.048	10:56:06.422
2 -	53.295	110.9	1:20.493	82.9	46.368	76.8	3:00.156	86.96	2.638	10:59:06.578
3 -	52.502	111.1	1:18.611	83.1	46.405	76.6	***2:57.518*** **(1)**	***88.25***		***11:02:04.096***
4 -	53.093	113.7	***1:18.451***	83.9	46.611	***77.2***	2:58.155 **(3)**	87.94	0.637	11:05:02.251
5 -	***51.696***	***118.5***	1:19.479	82.8	47.754	76.2	2:58.929	87.56	1.411	11:08:01.180
6 -	52.982	109.6	1:20.564	83.3	48.318	75.0	3:01.864	86.14	4.346	11:11:03.044

P18 8 270R John ISHERWOOD — Caterham 270R -

IDEAL LAP TIME : 2:57.444 BEST LAP TIME : 2:57.716 DIFFERENCE : 0.272

LAP	SECTOR 1		SECTOR 2		SECTOR 3		LAP TIME	MPH	DIFF	TIME OF DAY
1 -	53.200	108.4	1:21.282	83.5	46.500	77.4	3:00.982	86.56	3.266	10:56:34.274
2 -	51.845	113.5	***1:19.557***	83.9	***46.314***	77.4	***2:57.716*** **(1)**	***88.16***		***10:59:31.990***
3 -	53.184	109.2	1:19.869	83.9	47.136	***78.7***	3:00.189 **(2)**	86.95	2.473	11:02:32.179
4 -	52.405	108.9	1:23.779	81.9	46.532	77.8	3:02.716	85.74	5.000	11:05:34.895
5 -	***51.573***	***114.3***	1:28.493	***84.2***	46.506	77.5	3:06.572	83.97	8.856	11:08:41.467
6 -	52.805	111.2	1:19.990	82.0	47.749	77.2	3:00.544 **(3)**	86.77	2.828	11:11:42.011

P19 95 270R Al MELTON — Caterham 270R -

IDEAL LAP TIME : 2:57.543 BEST LAP TIME : 2:57.772 DIFFERENCE : 0.229

LAP	SECTOR 1		SECTOR 2		SECTOR 3		LAP TIME	MPH	DIFF	TIME OF DAY
1 -	54.256	113.3	1:19.358	83.5	46.843	73.9	3:00.457	86.82	2.685	10:56:10.290
2 -	***52.561***	111.6	1:19.203	83.0	***46.209***	74.8	2:57.973 **(2)**	88.03	0.201	10:59:08.263
3 -	52.617	***113.7***	***1:18.773***	83.9	46.382	***75.7***	***2:57.772*** **(1)**	***88.13***		***11:02:06.035***
4 -	53.242	111.6	1:19.113	83.8	46.948	71.6	2:59.303	87.38	1.531	11:05:05.338
5 -	53.159	113.1	1:19.320	***84.4***	46.492	75.0	2:58.971 **(3)**	87.54	1.199	11:08:04.309
6 -	53.258	111.2	1:24.802	76.0	54.355	60.9	~~3:12.415~~ **D**	81.42	14.643	11:11:16.724

P20 21 270R Jonny JARRATT — Caterham 270R -

IDEAL LAP TIME : 2:57.524 BEST LAP TIME : 2:57.850 DIFFERENCE : 0.326

LAP	SECTOR 1		SECTOR 2		SECTOR 3		LAP TIME	MPH	DIFF	TIME OF DAY
1 -	52.204	114.7	1:20.561	84.8	47.332	76.6	3:00.097	86.99	2.247	10:56:35.280
2 -	52.399	113.3	***1:19.166***	83.7	***46.285***	77.6	***2:57.850*** **(1)**	***88.09***		***10:59:33.130***
3 -	52.185	111.2	1:20.550	***85.3***	47.097	77.2	2:59.832	87.12	1.982	11:02:32.962
4 -	***52.073***	110.7	1:20.459	83.5	46.507	76.6	2:59.039 **(2)**	87.50	1.189	11:05:32.001
5 -	52.116	***115.7***	1:19.752	83.7	47.212	77.2	2:59.080 **(3)**	87.48	1.230	11:08:31.081
6 -	52.734	110.1	1:28.441	82.3	47.174	72.7	3:08.349	83.18	10.499	11:11:39.430

Weather / Track : Overcast / Dry

Spa-Francorchamps
Circuit Length = 4.3520 miles
Start: 10:50 Flag 11:10 End: 11:15

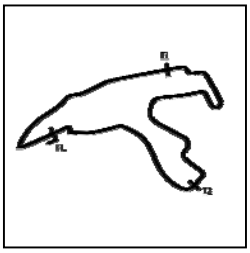

Motul Seven 270R & Avon Tyres Caterham Roadsport Championships

QUALIFYING - SECTOR ANALYSIS

SECTOR 1 = FL to I1, SECTOR 2 = I1 to I2, SECTOR 3 = I2 to FL, DIFF = Difference To Personal Best Lap, P = Crossed Finish Line in Pit Lane, D = Time Disallowed

P21 2 Roadspc Andy LEES — Caterham Roadsport -

IDEAL LAP TIME : 2:57.919 BEST LAP TIME : 2:57.919 DIFFERENCE : 0.000

LAP	SECTOR 1		SECTOR 2		SECTOR 3		LAP TIME		MPH	DIFF	TIME OF DAY
1 -	54.324	108.4	1:19.880	***83.4***	47.016	76.3	3:01.220	**(2)**	86.45	3.301	10:55:59.199
2 -	58.354	90.5	1:25.429	82.5	46.950	76.6	3:10.733		82.14	12.814	10:59:09.932
3 -	52.521	111.8	1:20.612	81.9	48.487	75.7	3:01.620	**(3)**	86.26	3.701	11:02:11.552
4 -	***52.099***	***112.4***	***1:19.075***	82.8	***46.745***	75.0	***2:57.919***	**(1)**	***88.05***		***11:05:09.471***
5 -	55.429	95.0	1:21.839	82.3	51.513	76.1	3:08.781		82.99	10.862	11:08:18.252
6 -	54.221	104.6	1:19.358	80.9	48.591	53.0	~~3:02.170~~	**D**	86.00	4.251	11:11:20.422

P22 57 270R Nilesh PARMAR — Caterham 270R - DPR Motorsport

IDEAL LAP TIME : 2:56.869 BEST LAP TIME : 2:58.060 DIFFERENCE : 1.191

LAP	SECTOR 1		SECTOR 2		SECTOR 3		LAP TIME		MPH	DIFF	TIME OF DAY
1 -	52.915	109.2	1:20.110	83.8	46.892	76.9	2:59.917		87.08	1.857	10:55:51.957
2 -	54.959	110.7	1:19.887	84.0	47.515	***78.8***	3:02.361		85.91	4.301	10:58:54.318
3 -	***51.926***	***114.3***	***1:18.717***	***84.4***	47.417	78.1	***2:58.060***	**(1)**	***87.99***		***11:01:52.378***
4 -	53.214	110.5	1:18.935	83.1	***46.226***	77.4	2:58.375	**(2)**	87.83	0.315	11:04:50.753
5 -	53.326	110.7	1:18.849	83.6	46.738	77.0	2:58.913		87.57	0.853	11:07:49.666
6 -	52.642	108.5	1:18.888	83.8	46.910	75.4	2:58.440	**(3)**	87.80	0.380	11:10:48.106

P23 119 Roadspc Stuart BELL — Caterham Roadsport -

IDEAL LAP TIME : 2:57.691 BEST LAP TIME : 2:58.302 DIFFERENCE : 0.611

LAP	SECTOR 1		SECTOR 2		SECTOR 3		LAP TIME		MPH	DIFF	TIME OF DAY
1 -	53.684	***113.7***	1:19.082	81.2	47.642	76.5	3:00.408		86.84	2.106	10:55:57.842
2 -	53.264	109.8	1:18.970	***83.4***	47.662	75.9	2:59.896		87.09	1.594	10:58:57.738
3 -	54.612	105.5	1:23.236	80.6	52.075	75.1	3:09.923		82.49	11.621	11:02:07.661
4 -	52.960	113.3	***1:18.598***	81.7	46.960	76.3	2:58.518	**(2)**	87.76	0.216	11:05:06.179
5 -	***52.299***	113.3	1:18.650	81.5	47.353	***77.0***	***2:58.302***	**(1)**	***87.87***		***11:08:04.481***
6 -	53.008	111.8	1:19.292	82.3	***46.794***	76.1	2:59.094	**(3)**	87.48	0.792	11:11:03.575

P24 76 270R Richard CLEGG — Caterham 270R -

IDEAL LAP TIME : 2:58.112 BEST LAP TIME : 2:58.317 DIFFERENCE : 0.205

LAP	SECTOR 1		SECTOR 2		SECTOR 3		LAP TIME		MPH	DIFF	TIME OF DAY
1 -	52.814	112.9	1:20.317	81.6	46.793	77.1	2:59.924		87.07	1.607	10:56:37.188
2 -	52.671	***114.5***	***1:19.359***	***83.5***	***46.287***	***77.7***	***2:58.317***	**(1)**	***87.86***		***10:59:35.505***
3 -	53.165	106.1	1:20.935	80.3	47.630	76.8	3:01.730		86.21	3.413	11:02:37.235
4 -	***52.466***	110.3	1:19.439	***83.5***	46.428	76.3	2:58.333	**(2)**	87.85	0.016	11:05:35.568
5 -	52.691	112.2	1:49.230	82.0	47.234	76.5	3:29.155		74.90	30.838	11:09:04.723
6 -	52.970	110.0	1:19.943	82.4	46.610	77.2	2:59.523	**(3)**	87.27	1.206	11:12:04.246

P25 28 270R Paul FIELDER — Caterham 270R -

IDEAL LAP TIME : 2:57.813 BEST LAP TIME : 2:58.319 DIFFERENCE : 0.506

LAP	SECTOR 1		SECTOR 2		SECTOR 3		LAP TIME		MPH	DIFF	TIME OF DAY
1 -	53.007	111.4	1:20.815	***83.6***	47.626	76.8	3:01.448		86.34	3.129	10:56:36.033
2 -	52.723	112.2	1:20.094	78.2	47.078	***77.9***	2:59.895	**(3)**	87.09	1.576	10:59:35.928
3 -	52.546	111.1	1:20.788	79.2	46.753	77.3	3:00.087		86.99	1.768	11:02:36.015
4 -	***52.019***	111.2	***1:19.381***	83.4	46.919	76.8	***2:58.319***	**(1)**	***87.86***		***11:05:34.334***
5 -	52.142	***112.4***	1:21.115	82.4	***46.413***	76.7	2:59.670	**(2)**	87.20	1.351	11:08:34.004
6 -	53.260	111.6	1:20.709	81.9	46.597	76.5	~~3:00.566~~	**D**	86.76	2.247	11:11:34.570

Weather / Track : Overcast / Dry

Spa-Francorchamps
Circuit Length = 4.3520 miles
Start: 10:50 Flag 11:10 End: 11:15

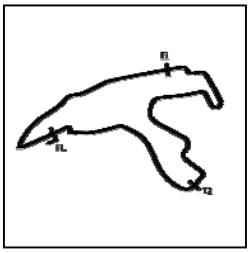

Motul Seven 270R & Avon Tyres Caterham Roadsport Championships

QUALIFYING - SECTOR ANALYSIS

SECTOR 1 = FL to I1, SECTOR 2 = I1 to I2, SECTOR 3 = I2 to FL, DIFF = Difference To Personal Best Lap, P = Crossed Finish Line in Pit Lane, D = Time Disallowed

P26 63 270R Scott PARKER — Caterham 270R -

IDEAL LAP TIME : 2:58.091 BEST LAP TIME : 2:58.748 DIFFERENCE : 0.657

LAP	SECTOR 1		SECTOR 2		SECTOR 3		LAP TIME		MPH	DIFF	TIME OF DAY
1 -	53.691	112.2	1:20.884	82.4	46.633	***75.8***	3:01.208		86.46	2.460	10:56:16.667
2 -	53.639	***112.4***	1:20.802	83.5	46.747	74.8	3:01.188		86.47	2.440	10:59:17.855
3 -	53.323	110.0	1:20.008	***83.9***	***46.445***	75.2	2:59.776		87.15	1.028	11:02:17.631
4 -	***52.297***	109.6	1:19.803	83.3	46.648	74.9	***2:58.748***	**(1)**	***87.65***		***11:05:16.379***
5 -	53.075	109.2	1:19.610	83.1	46.699	71.7	2:59.384	**(3)**	87.34	0.636	11:08:15.763
6 -	52.622	***112.4***	***1:19.349***	83.3	46.899	75.1	2:58.870	**(2)**	87.59	0.122	11:11:14.633

P27 142 Roadspc Ben BUCKLEY — Caterham Roadsport -

IDEAL LAP TIME : 2:58.062 BEST LAP TIME : 2:58.977 DIFFERENCE : 0.915

LAP	SECTOR 1		SECTOR 2		SECTOR 3		LAP TIME		MPH	DIFF	TIME OF DAY
1 -	55.018	109.1	1:19.445	83.0	46.844	***77.1***	3:01.307		86.41	2.330	10:55:58.564
2 -	54.639	110.9	1:21.729	83.3	47.867	76.7	3:04.235		85.04	5.258	10:59:02.799
3 -	53.263	108.9	1:19.936	***83.8***	***46.748***	76.6	2:59.947	**(2)**	87.06	0.970	11:02:02.746
4 -	53.234	110.9	***1:18.991***	83.0	46.752	76.6	***2:58.977***	**(1)**	***87.53***		***11:05:01.723***
5 -	***52.323***	***113.1***	1:21.282	78.7	47.661	73.1	3:01.266		86.43	2.289	11:08:02.989
6 -	52.585	***113.1***	1:20.346	82.5	47.574	76.1	3:00.505	**(3)**	86.79	1.528	11:11:03.494

P28 70 Roadspc Lars Alexander HOFFMANN — Caterham Roadsport -

IDEAL LAP TIME : 2:58.656 BEST LAP TIME : 2:58.979 DIFFERENCE : 0.323

LAP	SECTOR 1		SECTOR 2		SECTOR 3		LAP TIME		MPH	DIFF	TIME OF DAY
1 -	53.839	107.7	1:20.436	83.8	47.577	75.5	3:01.852		86.15	2.873	10:55:56.812
2 -	54.587	107.0	1:21.502	83.2	46.983	75.2	3:03.072		85.58	4.093	10:58:59.884
3 -	52.688	***114.1***	1:19.573	83.7	***46.746***	75.5	2:59.007	**(2)**	87.52	0.028	11:01:58.891
4 -	54.842	108.9	1:20.094	83.7	47.285	***75.9***	3:02.221		85.98	3.242	11:05:01.112
5 -	***52.613***	110.1	***1:19.297***	80.4	47.069	75.0	***2:58.979***	**(1)**	***87.53***		***11:08:00.091***
6 -	54.480	109.2	1:20.401	84.0	46.906	***75.9***	3:01.787	**(3)**	86.18	2.808	11:11:01.878

P29 9 270R Jimmy BEVAN — Caterham 270R -

IDEAL LAP TIME : 2:57.883 BEST LAP TIME : 2:59.145 DIFFERENCE : 1.262

LAP	SECTOR 1		SECTOR 2		SECTOR 3		LAP TIME		MPH	DIFF	TIME OF DAY
1 -	54.136	105.6	1:22.561	83.3	46.489	76.3	3:03.186		85.52	4.041	10:56:33.525
2 -	52.322	***113.1***	1:19.568	81.7	47.322	***76.5***	2:59.212	**(2)**	87.42	0.067	10:59:32.737
3 -	52.431	109.4	1:20.305	***85.5***	***46.409***	75.8	***2:59.145***	**(1)**	***87.45***		***11:02:31.882***
4 -	***52.178***	112.5	***1:19.296***	79.6	47.975	75.4	2:59.449		87.30	0.304	11:05:31.331
5 -	52.491	111.4	1:20.264	85.4	46.631	75.2	2:59.386	**(3)**	87.33	0.241	11:08:30.717
6 -	53.242	108.7	1:20.864	82.9	46.766	75.2	3:00.872		86.62	1.727	11:11:31.589

P30 23 270R Andy MORGAN — Caterham 270R -

IDEAL LAP TIME : 2:57.856 BEST LAP TIME : 2:59.197 DIFFERENCE : 1.341

LAP	SECTOR 1		SECTOR 2		SECTOR 3		LAP TIME		MPH	DIFF	TIME OF DAY
1 -	53.494	111.4	1:19.084	***83.2***	46.619	75.2	***2:59.197***	**(1)**	***87.43***		***10:56:05.777***
2 -	54.053	108.7	1:19.624	82.0	47.698	***76.1***	3:01.375		86.38	2.178	10:59:07.152
3 -	53.112	110.5	1:20.335	83.0	48.350	73.2	3:01.797		86.18	2.600	11:02:08.949
4 -	53.659	***112.5***	***1:18.783***	83.1	46.944	75.0	2:59.386	**(2)**	87.33	0.189	11:05:08.335
5 -	53.688	108.2	1:19.284	81.2	47.168	75.0	3:00.140	**(3)**	86.97	0.943	11:08:08.475
6 -	***52.605***	110.3	1:19.858	81.5	50.806	68.5	3:03.269		85.48	4.072	11:11:11.744

Weather / Track : Overcast / Dry

Spa-Francorchamps
Circuit Length = 4.3520 miles
Start: 10:50 Flag 11:10 End: 11:15

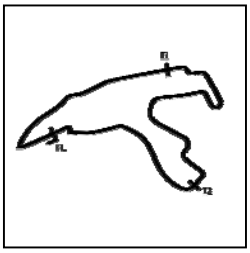

Motul Seven 270R & Avon Tyres Caterham Roadsport Championships

QUALIFYING - SECTOR ANALYSIS

SECTOR 1 = FL to I1, SECTOR 2 = I1 to I2, SECTOR 3 = I2 to FL, DIFF = Difference To Personal Best Lap, P = Crossed Finish Line in Pit Lane, D = Time Disallowed

P31 72 270R Mark SMITH — Caterham 270R -

IDEAL LAP TIME : 2:58.689 BEST LAP TIME : 2:59.203 DIFFERENCE : 0.514

LAP	SECTOR 1		SECTOR 2		SECTOR 3		LAP TIME		MPH	DIFF	TIME OF DAY
1 -	52.773	106.3	1:20.418	83.1	47.023	67.8	3:00.214	(3)	86.93	1.011	10:56:21.589
2 -	52.646	115.1	1:20.184	81.8	***46.599***	70.9	2:59.429	(2)	87.31	0.226	10:59:21.018
3 -	53.267	111.4	1:20.401	82.7	46.655	76.7	3:00.323		86.88	1.120	11:02:21.341
4 -	***52.174***	***115.3***	1:20.407	***83.2***	46.622	76.8	***2:59.203***	**(1)**	***87.42***		***11:05:20.544***
5 -	52.516	110.7	***1:19.916***	82.9	47.379	77.4	~~2:59.811~~	**D**	87.13	0.608	11:08:20.355
6 -	52.865	112.0	1:20.477	82.4	47.247	66.3	3:00.589		86.75	1.386	11:11:20.944

P32 88 270R James MCCALL — Caterham 270R -

IDEAL LAP TIME : 2:58.969 BEST LAP TIME : 2:59.342 DIFFERENCE : 0.373

LAP	SECTOR 1		SECTOR 2		SECTOR 3		LAP TIME		MPH	DIFF	TIME OF DAY
1 -	53.105	114.9	1:20.088	83.6	48.748	76.6	3:01.941	(3)	86.11	2.599	10:55:57.329
2 -	53.884	110.5	1:20.763	***84.0***	***46.559***	76.3	3:01.206	(2)	86.46	1.864	10:58:58.535
3 -	53.766	113.1	***1:19.707***	83.4	48.799	76.7	3:02.272		85.95	2.930	11:02:00.807
4 -	***52.703***	***116.5***	1:19.879	83.9	46.760	73.8	***2:59.342***	**(1)**	***87.36***		***11:05:00.149***

P33 42 270R Ian FORTESCUE — Caterham 270R -

IDEAL LAP TIME : 2:58.845 BEST LAP TIME : 2:59.379 DIFFERENCE : 0.534

LAP	SECTOR 1		SECTOR 2		SECTOR 3		LAP TIME		MPH	DIFF	TIME OF DAY
1 -	53.714	111.1	1:21.432	83.4	47.122	75.0	3:02.268		85.95	2.889	10:57:22.661
2 -	54.111	110.7	1:19.742	83.4	***46.509***	76.1	3:00.362		86.86	0.983	11:00:23.023
3 -	53.322	110.7	***1:19.503***	83.6	46.554	76.0	***2:59.379***	**(1)**	***87.34***		***11:03:22.402***
4 -	52.912	109.8	1:20.655	83.6	46.523	***76.2***	3:00.090	(3)	86.99	0.711	11:06:22.492
5 -	***52.833***	***111.8***	1:19.784	82.6	47.200	76.0	2:59.817	(2)	87.13	0.438	11:09:22.309
6 -	53.256	107.0	1:20.209	***84.2***	48.558	75.1	3:02.023		86.07	2.644	11:12:24.332

P34 174 Roadspc Alan VENTERS — Caterham Roadsport -

IDEAL LAP TIME : 2:58.825 BEST LAP TIME : 2:59.689 DIFFERENCE : 0.864

LAP	SECTOR 1		SECTOR 2		SECTOR 3		LAP TIME		MPH	DIFF	TIME OF DAY
1 -	53.974	111.1	1:20.145	83.5	48.066	75.1	3:02.185		85.99	2.496	10:56:23.133
2 -	53.705	109.8	1:20.440	82.4	***46.938***	76.6	3:01.083	(3)	86.52	1.394	10:59:24.216
3 -	54.359	110.3	1:20.204	82.9	51.639	75.8	3:06.202		84.14	6.513	11:02:30.418
4 -	53.846	106.6	***1:19.529***	82.2	48.657	76.3	3:02.032		86.07	2.343	11:05:32.450
5 -	***52.358***	***112.7***	1:20.315	83.5	47.016	***77.3***	***2:59.689***	**(1)**	***87.19***		***11:08:32.139***
6 -	52.719	109.2	1:20.254	***83.8***	46.940	75.8	2:59.913	(2)	87.08	0.224	11:11:32.052

P35 15 Roadspc Ben LOPEZ-APPLETON — Caterham Roadsport -

IDEAL LAP TIME : 2:57.977 BEST LAP TIME : 2:59.720 DIFFERENCE : 1.743

LAP	SECTOR 1		SECTOR 2		SECTOR 3		LAP TIME		MPH	DIFF	TIME OF DAY
1 -	53.902	107.5	1:19.388	81.9	47.084	75.3	3:00.374	(3)	86.86	0.654	10:56:09.545
2 -	53.464	109.1	1:19.367	81.8	46.912	***77.2***	2:59.743	(2)	87.16	0.023	10:59:09.288
3 -	53.201	107.5	1:20.859	82.6	47.626	74.7	3:01.686		86.23	1.966	11:02:10.974
4 -	52.792	***111.6***	***1:19.199***	***82.9***	46.770	75.8	~~2:58.761~~	**D**	87.64		11:05:09.735
5 -	54.038	105.8	1:19.652	82.6	***46.030***	76.6	***2:59.720***	**(1)**	***87.17***		***11:08:09.455***
6 -	***52.748***	110.0	1:19.320	82.8	48.506	74.8	3:00.574		86.76	0.854	11:11:10.029

P36 129 Roadspc Will ROSSETTI — Caterham Roadsport -

IDEAL LAP TIME : 2:59.687 BEST LAP TIME : 2:59.747 DIFFERENCE : 0.060

LAP	SECTOR 1		SECTOR 2		SECTOR 3		LAP TIME		MPH	DIFF	TIME OF DAY
1 -	53.844	107.2	***1:19.166***	83.4	47.918	***77.8***	3:00.928	(3)	86.59	1.181	10:56:40.304
2 -	***53.550***	***111.1***	1:19.226	83.5	***46.971***	68.9	***2:59.747***	**(1)**	***87.16***		***10:59:40.051***
3 -	55.120	110.5	1:20.560	80.8	47.196	75.9	3:02.876		85.67	3.129	11:02:42.927
4 -	54.348	105.1	1:20.756	***84.5***	47.961	77.3	3:03.065		85.58	3.318	11:05:45.992
5 -	53.551	108.2	1:19.832	81.5	47.413	76.9	3:00.796	(2)	86.65	1.049	11:08:46.788
6 -	54.359	107.8	1:19.903	80.4	48.253	76.6	3:02.515		85.84	2.768	11:11:49.303

Weather / Track : Overcast / Dry

Spa-Francorchamps
Circuit Length = 4.3520 miles
Start: 10:50 Flag 11:10 End: 11:15

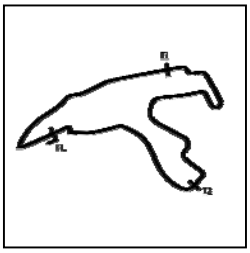

Motul Seven 270R & Avon Tyres Caterham Roadsport Championships

QUALIFYING - SECTOR ANALYSIS

SECTOR 1 = FL to I1, SECTOR 2 = I1 to I2, SECTOR 3 = I2 to FL, DIFF = Difference To Personal Best Lap, P = Crossed Finish Line in Pit Lane, D = Time Disallowed

P37 195 Roadspc Tom POWER — Caterham Roadsport - Listers

IDEAL LAP TIME : 2:59.766 BEST LAP TIME : 3:00.034 DIFFERENCE : 0.268

LAP	SECTOR 1		SECTOR 2		SECTOR 3		LAP TIME	MPH	DIFF	TIME OF DAY
1 -	53.917	111.2	***1:19.421***	***83.7***	47.331	74.4	3:00.669 **(2)**	86.71	0.635	10:56:08.508
2 -	54.564	105.3	1:20.651	83.3	47.314	75.5	3:02.529	85.83	2.495	10:59:11.037
3 -	53.703	***112.4***	1:19.789	82.0	47.848	75.4	3:01.340 **(3)**	86.39	1.306	11:02:12.377
4 -	53.522	107.2	1:20.218	82.6	48.130	64.4	3:01.870	86.14	1.836	11:05:14.247
5 -	***53.225***	108.9	1:19.689	82.5	***47.120***	***75.6***	***3:00.034*** **(1)**	***87.02***		***11:08:14.281***
6 -	54.185	106.0	1:20.788	83.5	47.939	68.4	3:02.912	85.65	2.878	11:11:17.193

P38 37 Roadspc Tom BROWN — Caterham Roadsport -

IDEAL LAP TIME : 2:59.710 BEST LAP TIME : 3:00.072 DIFFERENCE : 0.362

LAP	SECTOR 1		SECTOR 2		SECTOR 3		LAP TIME	MPH	DIFF	TIME OF DAY
1 -	54.610	111.1	1:21.904	81.0	48.008	73.9	3:04.522	84.90	4.450	10:56:14.728
2 -	54.508	110.3	1:20.190	82.7	47.551	74.4	3:02.249	85.96	2.177	10:59:16.977
3 -	54.767	108.7	1:19.975	***83.6***	***46.719***	75.4	3:01.461 **(2)**	86.34	1.389	11:02:18.438
4 -	55.651	107.8	1:21.414	82.5	47.785	74.6	3:04.850	84.75	4.778	11:05:23.288
5 -	54.421	105.3	1:19.935	82.7	47.343	***76.2***	3:01.699 **(3)**	86.22	1.627	11:08:24.987
6 -	***53.197***	***111.6***	***1:19.794***	83.0	47.081	75.4	***3:00.072*** **(1)**	***87.00***		***11:11:25.059***

P39 164 Roadspc Giuseppe FELET — Caterham Roadsport -

IDEAL LAP TIME : 2:58.981 BEST LAP TIME : 3:00.155 DIFFERENCE : 1.174

LAP	SECTOR 1		SECTOR 2		SECTOR 3		LAP TIME	MPH	DIFF	TIME OF DAY
1 -	54.171	112.5	1:20.305	83.6	47.105	75.1	3:01.581	86.28	1.426	10:55:56.103
2 -	53.871	112.4	1:20.977	***83.8***	46.604	75.1	3:01.452 **(3)**	86.34	1.297	10:58:57.555
3 -	55.157	***113.7***	1:19.902	82.7	47.770	72.0	3:02.829	85.69	2.674	11:02:00.384
4 -	54.319	109.8	***1:19.448***	83.7	***46.388***	74.6	***3:00.155*** **(1)**	***86.96***		***11:05:00.539***
5 -	***53.145***	112.5	1:20.683	82.0	47.062	***75.2***	3:00.890 **(2)**	86.61	0.735	11:08:01.429
6 -	54.272	109.2	1:20.697	***83.8***	47.295	74.6	3:02.264	85.96	2.109	11:11:03.693

P40 84 Roadspc Andrew MURGATROYD — Caterham Roadsport -

IDEAL LAP TIME : 2:58.561 BEST LAP TIME : 3:00.225 DIFFERENCE : 1.664

LAP	SECTOR 1		SECTOR 2		SECTOR 3		LAP TIME	MPH	DIFF	TIME OF DAY
1 -	***52.710***	113.1	1:20.170	83.8	48.544	75.2	3:01.424	86.35	1.199	10:55:57.303
2 -	54.679	***114.1***	1:20.374	83.9	***46.580***	75.8	3:01.633	86.25	1.408	10:58:58.936
3 -	53.925	112.7	1:20.075	83.9	46.593	75.9	3:00.593 **(2)**	86.75	0.368	11:01:59.529
4 -	53.802	106.1	***1:19.271***	83.3	47.152	76.0	***3:00.225*** **(1)**	***86.93***		***11:04:59.754***
5 -	53.638	112.2	1:20.824	81.7	47.274	74.9	3:01.736	86.21	1.511	11:08:01.490
6 -	53.751	112.0	1:20.367	***84.0***	46.731	***76.2***	3:00.849 **(3)**	86.63	0.624	11:11:02.339

P41 22 Roadspc Angelos ALVANOS — Caterham Roadsport -

IDEAL LAP TIME : 2:59.271 BEST LAP TIME : 3:00.588 DIFFERENCE : 1.317

LAP	SECTOR 1		SECTOR 2		SECTOR 3		LAP TIME	MPH	DIFF	TIME OF DAY
1 -	54.700	105.6	1:20.213	***83.9***	47.217	75.4	3:02.130	86.02	1.542	10:56:25.209
2 -	53.783	106.6	1:19.479	78.4	47.326	75.8	***3:00.588*** **(1)**	***86.75***		***10:59:25.797***
3 -	55.225	105.6	***1:18.899***	80.8	48.164	75.3	3:02.288	85.94	1.700	11:02:28.085
4 -	53.642	***109.4***	1:20.032	82.3	47.839	75.1	3:01.513 **(2)**	86.31	0.925	11:05:29.598
5 -	54.524	105.1	1:20.482	82.0	***47.033***	76.0	3:02.039 **(3)**	86.06	1.451	11:08:31.637
6 -	***53.339***	106.5	1:21.248	82.6	47.688	65.1	3:02.275	85.95	1.687	11:11:33.912

Weather / Track : Overcast / Dry

Spa-Francorchamps
Circuit Length = 4.3520 miles
Start: 10:50 Flag 11:10 End: 11:15

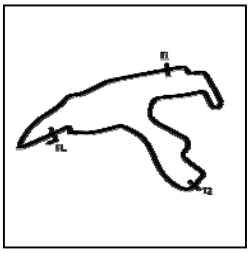

Motul Seven 270R & Avon Tyres Caterham Roadsport Championships

QUALIFYING - SECTOR ANALYSIS

SECTOR 1 = FL to I1, SECTOR 2 = I1 to I2, SECTOR 3 = I2 to FL, DIFF = Difference To Personal Best Lap, P = Crossed Finish Line in Pit Lane, D = Time Disallowed

P42 29 270R Alastair CURREY — Caterham 270R -

IDEAL LAP TIME : 3:00.621 BEST LAP TIME : 3:00.621 DIFFERENCE : 0.000

LAP	SECTOR 1		SECTOR 2		SECTOR 3		LAP TIME	MPH	DIFF	TIME OF DAY
1 -	54.663	110.0	1:22.328	***83.6***	48.203	76.7	3:05.194	84.60	4.573	10:56:34.833
2 -	54.197	107.3	1:23.698	82.2	47.813	***77.2***	3:05.708	84.36	5.087	10:59:40.541
3 -	54.317	109.8	1:21.985	82.2	47.057	76.6	3:03.359	85.44	2.738	11:02:43.900
4 -	53.257	***110.1***	1:20.621	82.3	47.312	73.9	3:01.190 **(2)**	86.47	0.569	11:05:45.090
5 -	54.607	89.9	1:20.845	83.3	47.142	74.6	3:02.594 **(3)**	85.80	1.973	11:08:47.684
6 -	***53.223***	109.8	***1:20.577***	***83.6***	***46.821***	75.4	***3:00.621*** **(1)**	***86.74***		***11:11:48.305***

P43 14 Roadspc Fraser JONES — Caterham Roadsport -

IDEAL LAP TIME : 3:00.117 BEST LAP TIME : 3:00.864 DIFFERENCE : 0.747

LAP	SECTOR 1		SECTOR 2		SECTOR 3		LAP TIME	MPH	DIFF	TIME OF DAY
1 -	55.056	107.5	1:19.775	***83.2***	47.167	74.2	3:01.998 **(3)**	86.08	1.134	10:56:00.675
2 -	54.461	107.0	1:20.976	***83.2***	48.340	74.8	3:03.777	85.25	2.913	10:59:04.452
3 -	55.088	108.2	1:20.855	83.0	48.414	73.8	3:04.357	84.98	3.493	11:02:08.809
4 -	***54.062***	***112.5***	***1:19.375***	83.0	47.505	74.3	3:00.942 **(2)**	86.58	0.078	11:05:09.751
5 -	54.280	111.1	1:19.904	82.7	***46.680***	74.6	***3:00.864*** **(1)**	***86.62***		***11:08:10.615***
6 -	54.312	105.3	1:23.964	80.6	50.810	67.6	3:09.086	82.85	8.222	11:11:19.701

P44 73 Roadspc Dan CLAYPHAN — Caterham Roadsport -

IDEAL LAP TIME : 3:00.584 BEST LAP TIME : 3:01.166 DIFFERENCE : 0.582

LAP	SECTOR 1		SECTOR 2		SECTOR 3		LAP TIME	MPH	DIFF	TIME OF DAY
1 -	54.760	108.4	1:20.980	82.1	48.068	76.2	3:03.808	85.23	2.642	10:56:15.076
2 -	54.959	110.3	1:20.567	***83.5***	47.222	76.0	3:02.748	85.73	1.582	10:59:17.824
3 -	54.496	***111.1***	1:20.046	81.8	***46.624***	***77.0***	***3:01.166*** **(1)**	***86.48***		***11:02:18.990***
4 -	54.371	105.1	1:21.156	82.1	47.390	76.0	3:02.917	85.65	1.751	11:05:21.907
5 -	***54.101***	104.8	***1:19.859***	81.8	47.888	73.0	3:01.848 **(3)**	86.15	0.682	11:08:23.755
6 -							3:01.746 **(2)**	86.20	0.580	11:11:25.501

P45 49 Roadspc Glenn MOULE — Caterham Roadsport -

IDEAL LAP TIME : BEST LAP TIME : 3:01.906 DIFFERENCE :

LAP	SECTOR 1		SECTOR 2		SECTOR 3		LAP TIME	MPH	DIFF	TIME OF DAY
1 -							3:03.473 **(3)**	85.39	1.567	10:56:26.368
2 -							3:04.294	85.01	2.388	10:59:30.662
3 -							3:03.516	85.37	1.610	11:02:34.178
4 -							***3:01.906*** **(1)**	***86.12***		***11:05:36.084***
5 -							3:04.960	84.70	3.054	11:08:41.044
6 -							3:02.147 **(2)**	86.01	0.241	11:11:43.191

P46 64 270R Neal EVANS — Caterham 270R -

IDEAL LAP TIME : 3:01.907 BEST LAP TIME : 3:02.143 DIFFERENCE : 0.236

LAP	SECTOR 1		SECTOR 2		SECTOR 3		LAP TIME	MPH	DIFF	TIME OF DAY
1 -	54.114	110.3	1:21.925	81.7	47.927	75.7	3:03.966	85.16	1.823	10:56:39.973
2 -	53.896	109.2	1:21.621	80.4	47.851	75.7	3:03.368 **(3)**	85.44	1.225	10:59:43.341
3 -	53.683	***111.4***	***1:20.854***	***82.8***	***47.606***	75.4	***3:02.143*** **(1)**	***86.01***		***11:02:45.484***
4 -	***53.447***	110.9	1:21.225	82.3	47.905	***76.0***	3:02.577 **(2)**	85.81	0.434	11:05:48.061
5 -	53.880	110.0	1:22.302	80.0	48.170	74.5	3:04.352	84.98	2.209	11:08:52.413
6 -	54.593	109.4	1:23.031	82.4	48.341	72.8	3:05.965	84.24	3.822	11:11:58.378

Weather / Track : Overcast / Dry

Spa-Francorchamps
Circuit Length = 4.3520 miles
Start: 10:50 Flag 11:10 End: 11:15

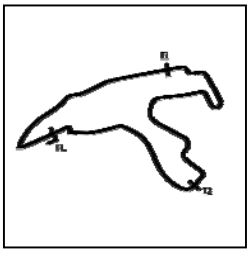

Motul Seven 270R & Avon Tyres Caterham Roadsport Championships

QUALIFYING - SECTOR ANALYSIS

SECTOR 1 = FL to I1, SECTOR 2 = I1 to I2, SECTOR 3 = I2 to FL, DIFF = Difference To Personal Best Lap, P = Crossed Finish Line in Pit Lane, D = Time Disallowed

P47 190 Roadspc Harry COOK

Caterham Roadsport -

IDEAL LAP TIME : 3:01.087 BEST LAP TIME : 3:02.153 DIFFERENCE : 1.066

LAP	SECTOR 1		SECTOR 2		SECTOR 3		LAP TIME	MPH	DIFF	TIME OF DAY
1 -	1:20.266	46.8	2:04.931	50.2	1:14.683	73.2	4:39.880	55.97	1:37.727	10:58:57.029
2 -	55.758	***112.9***	1:20.753	81.1	47.613	***75.4***	3:04.124	85.09	1.971	11:02:01.153
3 -	55.168	109.2	***1:19.019***	80.6	47.966	72.3	***3:02.153*** **(1)**	***86.01***		***11:05:03.306***
4 -	***54.670***	109.4	1:20.429	81.9	***47.398***	72.9	3:02.497 **(2)**	85.85	0.344	11:08:05.803
5 -	55.436	101.8	1:20.101	***82.0***	47.906	72.9	3:03.443 **(3)**	85.40	1.290	11:11:09.246

P48 41 Roadspc Trevor CONWAY

Caterham Roadsport -

IDEAL LAP TIME : 3:01.782 BEST LAP TIME : 3:02.435 DIFFERENCE : 0.653

LAP	SECTOR 1		SECTOR 2		SECTOR 3		LAP TIME	MPH	DIFF	TIME OF DAY
1 -	56.086	104.3	1:22.496	79.4	48.456	75.4	3:07.038	83.76	4.603	10:57:07.533
2 -	55.498	104.3	1:22.443	80.0	48.432	75.1	3:06.373	84.06	3.938	11:00:13.906
3 -	55.015	103.7	1:21.735	80.5	47.943	74.8	3:04.693	84.82	2.258	11:03:18.599
4 -	55.420	102.7	1:21.446	81.2	***47.424***	***76.7***	3:04.290 **(3)**	85.01	1.855	11:06:22.889
5 -	***54.124***	105.6	***1:20.234***	***81.6***	48.077	72.4	***3:02.435*** **(1)**	***85.87***		***11:09:25.324***
6 -	54.735	***106.1***	1:21.236	81.3	48.087	74.6	3:04.058 **(2)**	85.12	1.623	11:12:29.382

P49 53 Roadspc Nicholas SMITH

Caterham Roadsport -

IDEAL LAP TIME : 3:02.596 BEST LAP TIME : 3:02.596 DIFFERENCE : 0.000

LAP	SECTOR 1		SECTOR 2		SECTOR 3		LAP TIME	MPH	DIFF	TIME OF DAY
1 -	55.316	104.2	1:22.277	82.2	48.111	72.1	3:05.704 **(3)**	84.36	3.108	10:56:56.540
2 -	54.690	***109.1***	1:22.510	81.5	49.210	***74.1***	3:06.410	84.04	3.814	11:00:02.950
3 -	55.377	102.6	1:21.547	80.8	49.185	73.7	3:06.109	84.18	3.513	11:03:09.059
4 -	55.846	98.1	1:21.637	***82.8***	48.611	72.8	3:06.094	84.19	3.498	11:06:15.153
5 -	55.222	105.3	1:21.472	80.1	48.084	73.9	3:04.778 **(2)**	84.79	2.182	11:09:19.931
6 -	***54.575***	105.1	***1:20.439***	81.6	***47.582***	73.4	***3:02.596*** **(1)**	***85.80***		***11:12:22.527***

P50 131 Roadspc Max GAUNT

Caterham Roadsport -

IDEAL LAP TIME : 3:01.464 BEST LAP TIME : 3:02.676 DIFFERENCE : 1.212

LAP	SECTOR 1		SECTOR 2		SECTOR 3		LAP TIME	MPH	DIFF	TIME OF DAY
1 -	54.131	***111.6***	1:21.835	76.5	48.792	75.0	3:04.758	84.80	2.082	10:56:19.916
2 -	54.376	110.5	1:20.595	79.6	***47.705***	75.4	***3:02.676*** **(1)**	***85.76***		***10:59:22.592***
3 -	55.621	105.6	***1:20.070***	80.5	48.239	***75.8***	3:03.930 **(2)**	85.18	1.254	11:02:26.522
4 -	55.412	103.7	1:21.302	78.3	51.449	73.0	3:08.163	83.26	5.487	11:05:34.685
5 -	***53.689***	110.9	1:25.499	82.5	52.195	74.8	3:11.383	81.86	8.707	11:08:46.068
6 -	55.193	109.1	1:20.715	***82.7***	48.340	72.5	3:04.248 **(3)**	85.03	1.572	11:11:50.316

P51 117 Roadspc Gary LAPIDUS

Caterham Roadsport -

IDEAL LAP TIME : 3:03.399 BEST LAP TIME : 3:03.624 DIFFERENCE : 0.225

LAP	SECTOR 1		SECTOR 2		SECTOR 3		LAP TIME	MPH	DIFF	TIME OF DAY
1 -	55.506	107.2	1:22.473	80.9	***48.177***	***74.3***	3:06.156	84.16	2.532	10:56:35.621
2 -	54.550	***108.9***	***1:20.878***	79.0	48.833	72.1	3:04.261 **(2)**	85.02	0.637	10:59:39.882
3 -	56.232	106.8	1:21.358	80.3	48.477	73.9	3:06.067 **(3)**	84.20	2.443	11:02:45.949
4 -	***54.344***	105.3	1:20.983	***81.8***	48.297	71.8	***3:03.624*** **(1)**	***85.32***		***11:05:49.573***
5 -	55.268	101.6	1:21.524	79.7	1:06.631	56.4	3:23.423	77.01	19.799	11:09:12.996
6 -	57.372	95.1	1:24.030	80.0	49.389	69.8	3:10.791	82.11	7.167	11:12:23.787

Weather / Track : Overcast / Dry

Spa-Francorchamps
Circuit Length = 4.3520 miles
Start: 10:50 Flag 11:10 End: 11:15

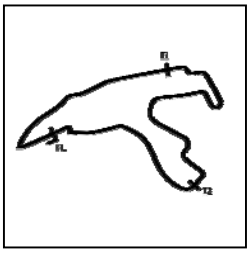

Motul Seven 270R & Avon Tyres Caterham Roadsport Championships

QUALIFYING - SECTOR ANALYSIS

SECTOR 1 = FL to I1, SECTOR 2 = I1 to I2, SECTOR 3 = I2 to FL, DIFF = Difference To Personal Best Lap, P = Crossed Finish Line in Pit Lane, D = Time Disallowed

P52 51 Roadspc Graham DODRIDGE — Caterham Roadsport -

IDEAL LAP TIME : BEST LAP TIME : 3:03.779 DIFFERENCE :

LAP	SECTOR 1		SECTOR 2		SECTOR 3		LAP TIME		MPH	DIFF	TIME OF DAY
1 -							3:06.530	(2)	83.99	2.751	10:56:16.234
2 -							***3:03.779***	**(1)**	***85.25***		***10:59:20.013***
3 -							3:17.621		79.28	13.842	11:02:37.634
4 -							3:08.156		83.26	4.377	11:05:45.790
5 -							3:07.069		83.75	3.290	11:08:52.859
6 -							3:06.549	(3)	83.98	2.770	11:11:59.408

P53 99 Roadspc Gideon WILKINSON — Caterham Roadsport -

IDEAL LAP TIME : 3:02.953 BEST LAP TIME : 3:04.117 DIFFERENCE : 1.164

LAP	SECTOR 1		SECTOR 2		SECTOR 3		LAP TIME		MPH	DIFF	TIME OF DAY
1 -	55.998	104.5	1:22.502	82.1	47.917	75.1	3:06.417		84.04	2.300	10:56:56.805
2 -	***54.641***	***108.4***	1:22.562	82.3	48.444	74.6	3:05.647	(3)	84.39	1.530	11:00:02.452
3 -	56.144	102.7	1:21.633	82.6	48.579	73.9	3:06.356		84.07	2.239	11:03:08.808
4 -	56.105	98.8	1:20.963	79.0	48.658	***75.4***	3:05.726		84.35	1.609	11:06:14.534
5 -	54.898	100.4	***1:20.593***	82.5	48.854	69.9	3:04.345	(2)	84.99	0.228	11:09:18.879
6 -	55.792	102.4	1:20.606	***83.2***	***47.719***	74.8	***3:04.117***	**(1)**	***85.09***		***11:12:22.996***

P54 133 Roadspc Ryan ERROLL — Caterham Roadsport -

IDEAL LAP TIME : 3:03.783 BEST LAP TIME : 3:04.516 DIFFERENCE : 0.733

LAP	SECTOR 1		SECTOR 2		SECTOR 3		LAP TIME		MPH	DIFF	TIME OF DAY
1 -	54.871	***108.2***	1:21.708	***82.2***	***47.940***	75.4	3:04.519	(2)	84.90	0.003	10:56:55.853
2 -	***54.628***	***108.2***	1:22.733	80.8	50.213	***76.0***	3:07.574		83.52	3.058	11:00:03.427
3 -	54.855	105.5	1:22.713	81.2	48.674	75.4	3:06.242		84.12	1.726	11:03:09.669
4 -	55.107	100.0	1:21.439	80.4	47.970	74.9	***3:04.516***	**(1)**	***84.91***		***11:06:14.185***
5 -	55.187	103.7	***1:21.215***	***82.2***	48.543	74.7	3:04.945	(3)	84.71	0.429	11:09:19.130
6 -	55.592	95.3	1:22.157	81.6	47.947	***76.0***	3:05.696		84.37	1.180	11:12:24.826

P55 78 Roadspc Guy BERRYMAN — Caterham Roadsport -

IDEAL LAP TIME : BEST LAP TIME : 3:04.989 DIFFERENCE :

LAP	SECTOR 1		SECTOR 2		SECTOR 3		LAP TIME		MPH	DIFF	TIME OF DAY
1 -							3:06.689		83.92	1.700	10:56:15.360
2 -							3:05.268	(2)	84.56	0.279	10:59:20.628
3 -							3:05.469	(3)	84.47	0.480	11:02:26.097
4 -							3:06.303		84.09	1.314	11:05:32.400
5 -							***3:04.989***	**(1)**	***84.69***		***11:08:37.389***
6 -							3:05.580		84.42	0.591	11:11:42.969

P56 16 Roadspc James CROCKER — Caterham Roadsport -

IDEAL LAP TIME : 3:04.772 BEST LAP TIME : 3:05.211 DIFFERENCE : 0.439

LAP	SECTOR 1		SECTOR 2		SECTOR 3		LAP TIME		MPH	DIFF	TIME OF DAY
1 -	55.527	105.5	1:25.281	79.0	49.139	74.1	3:09.947		82.48	4.736	10:56:55.451
2 -	55.756	***107.2***	1:26.203	79.0	48.737	74.8	~~3:10.696~~	**D**	82.15	5.485	11:00:06.147
3 -	55.240	104.5	1:22.411	81.2	48.365	75.2	3:06.016		84.22	0.805	11:03:12.163
4 -	55.033	105.1	***1:21.874***	80.4	48.304	***76.1***	***3:05.211***	**(1)**	***84.59***		***11:06:17.374***
5 -	***54.640***	105.0	1:22.836	80.7	48.397	73.5	3:05.873	(3)	84.29	0.662	11:09:23.247
6 -	54.750	105.0	1:22.687	***81.7***	***48.258***	73.9	3:05.695	(2)	84.37	0.484	11:12:28.942

Weather / Track : Overcast / Dry

Spa-Francorchamps
Circuit Length = 4.3520 miles
Start: 10:50 Flag 11:10 End: 11:15

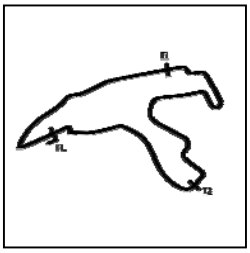

Motul Seven 270R & Avon Tyres Caterham Roadsport Championships

QUALIFYING - SECTOR ANALYSIS

SECTOR 1 = FL to I1, SECTOR 2 = I1 to I2, SECTOR 3 = I2 to FL, DIFF = Difference To Personal Best Lap, P = Crossed Finish Line in Pit Lane, D = Time Disallowed

P57 32 Roadspc Alan THICKETT — Caterham Roadsport -

IDEAL LAP TIME : 3:04.951 BEST LAP TIME : 3:05.236 DIFFERENCE : 0.285

LAP	SECTOR 1		SECTOR 2		SECTOR 3		LAP TIME	MPH	DIFF	TIME OF DAY
1 -	56.568	105.6	1:25.335	80.1	50.015	73.9	3:11.918	81.63	6.682	10:56:53.583
2 -	56.597	105.5	1:25.853	80.7	48.518	75.2	3:10.968	82.04	5.732	11:00:04.551
3 -	55.378	105.6	1:21.890	80.8	48.487	***75.3***	3:05.755	84.34	0.519	11:03:10.306
4 -	***54.881***	95.4	1:22.104	***82.0***	48.447	74.7	3:05.432 **(3)**	84.49	0.196	11:06:15.738
5 -	54.947	***109.4***	***1:21.840***	81.3	48.449	73.5	***3:05.236*** **(1)**	***84.58***		***11:09:20.974***
6 -	55.194	108.7	1:21.967	79.9	***48.230***	74.2	3:05.391 **(2)**	84.51	0.155	11:12:26.365

P58 123 Roadspc Anthony WARNER — Caterham Roadsport -

IDEAL LAP TIME : 3:05.655 BEST LAP TIME : 3:06.856 DIFFERENCE : 1.201

LAP	SECTOR 1		SECTOR 2		SECTOR 3		LAP TIME	MPH	DIFF	TIME OF DAY
1 -	55.855	104.0	1:23.004	77.6	49.693	***74.2***	3:08.552	83.09	1.696	10:56:20.662
2 -	***55.252***	***106.8***	1:22.424	79.1	50.157	67.0	3:07.833	83.41	0.977	10:59:28.495
3 -	56.953	103.0	1:26.071	78.0	50.380	71.0	3:13.404	81.00	6.548	11:02:41.899
4 -	56.044	106.5	1:22.768	***79.4***	***48.279***	74.0	3:07.091 **(2)**	83.74	0.235	11:05:48.990
5 -	55.904	102.7	1:22.567	78.0	48.385	73.1	***3:06.856*** **(1)**	***83.84***		***11:08:55.846***
6 -	56.779	100.6	***1:22.124***	78.6	48.721	74.1	3:07.624 **(3)**	83.50	0.768	11:12:03.470

P59 69 Roadspc Charlie MIZON — Caterham Roadsport -

IDEAL LAP TIME : 3:06.860 BEST LAP TIME : 3:07.320 DIFFERENCE : 0.460

LAP	SECTOR 1		SECTOR 2		SECTOR 3		LAP TIME	MPH	DIFF	TIME OF DAY
1 -	58.196	100.6	1:23.221	80.7	49.422	74.1	3:10.839	82.09	3.519	10:57:16.030
2 -	57.096	100.3	1:23.022	80.6	48.516	75.1	3:08.634 **(3)**	83.05	1.314	11:00:24.664
3 -	***56.192***	101.5	***1:22.273***	***81.5***	48.855	74.1	***3:07.320*** **(1)**	***83.64***		***11:03:31.984***
4 -	56.537	99.7	1:23.342	78.5	1:14.046	74.3	3:33.925	73.23	26.605	11:07:05.909
5 -	56.399	***104.5***	1:22.734	80.7	***48.395***	75.0	3:07.528 **(2)**	83.54	0.208	11:10:13.437

P60 13 Roadspc David THORNTON — Caterham Roadsport -

IDEAL LAP TIME : BEST LAP TIME : 3:09.734 DIFFERENCE :

LAP	SECTOR 1		SECTOR 2		SECTOR 3		LAP TIME	MPH	DIFF	TIME OF DAY
1 -							3:21.924	77.59	12.190	10:57:28.340
2 -							3:13.938	80.78	4.204	11:00:42.278
3 -							3:10.499 **(2)**	82.24	0.765	11:03:52.777
4 -							3:11.855 **(3)**	81.66	2.121	11:07:04.632
5 -							***3:09.734*** **(1)**	***82.57***		***11:10:14.366***

P61 44 Roadspc Andrew SARGENT — Caterham Roadsport -

IDEAL LAP TIME : 3:20.953 BEST LAP TIME : 3:24.028 DIFFERENCE : 3.075

LAP	SECTOR 1		SECTOR 2		SECTOR 3		LAP TIME	MPH	DIFF	TIME OF DAY
1 -	1:01.056	***97.2***	1:32.168	***76.8***	52.672	66.7	3:25.896	76.09	1.868	10:57:30.734
2 -	1:01.163	96.2	1:30.979	76.1	***51.918***	***71.0***	3:24.060 **(2)**	76.77	0.032	11:00:54.794
3 -	1:01.600	94.5	1:30.206	76.5	53.788	65.2	3:25.594 **(3)**	76.20	1.566	11:04:20.388
4 -	1:00.751	94.9	***1:30.110***	75.4	53.167	70.6	***3:24.028*** **(1)**	***76.79***		***11:07:44.416***
5 -	***58.925***	96.9	1:35.692	70.8	55.254	67.4	3:29.871	74.65	5.843	11:11:14.287

Weather / Track : Overcast / Dry

Spa-Francorchamps
Circuit Length = 4.3520 miles
Start: 10:50 Flag 11:10 End: 11:15

Motul Seven 270R & Avon Tyres Caterham Roadsport Championships

QUALIFYING - WEATHER CONDITIONS

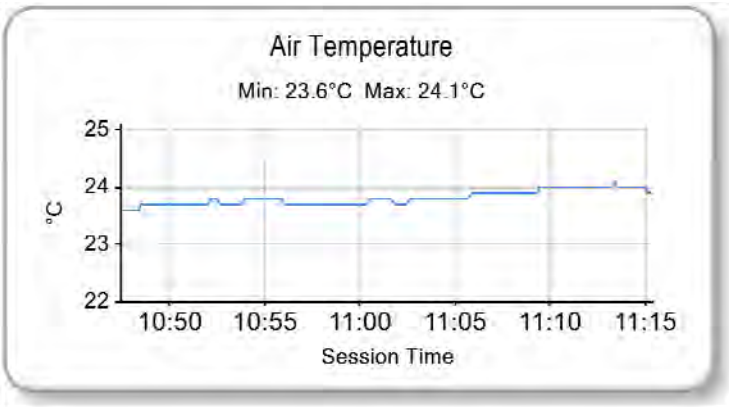

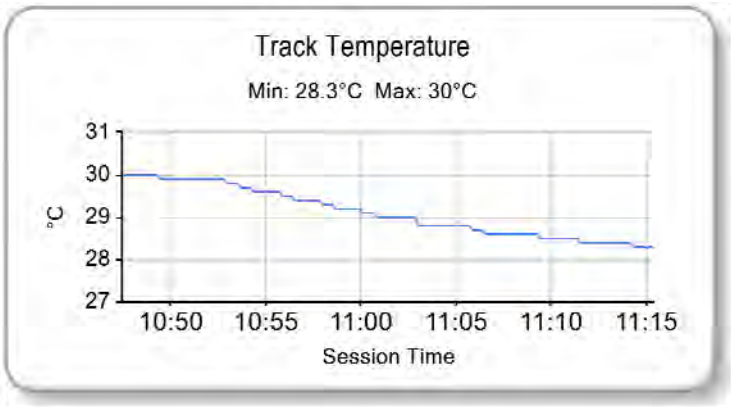

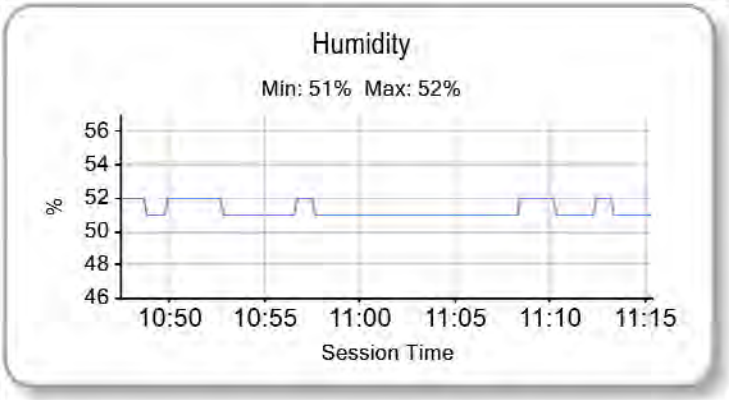

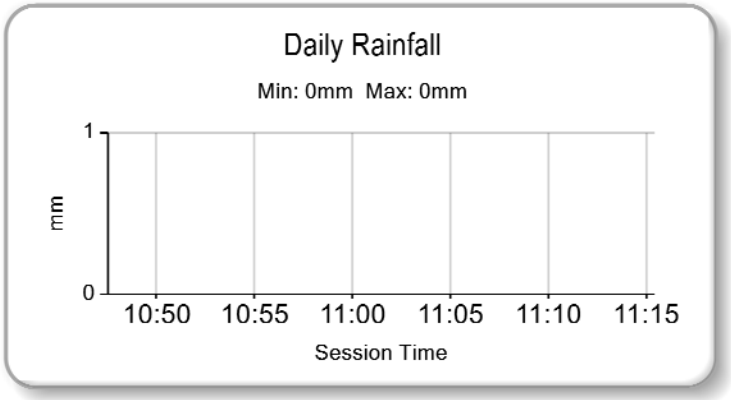

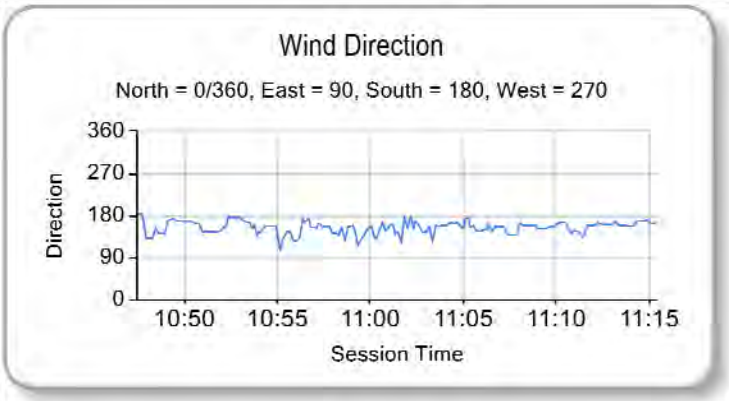

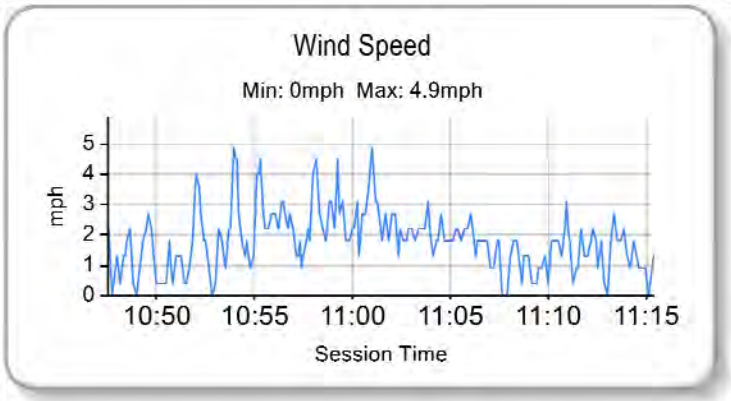

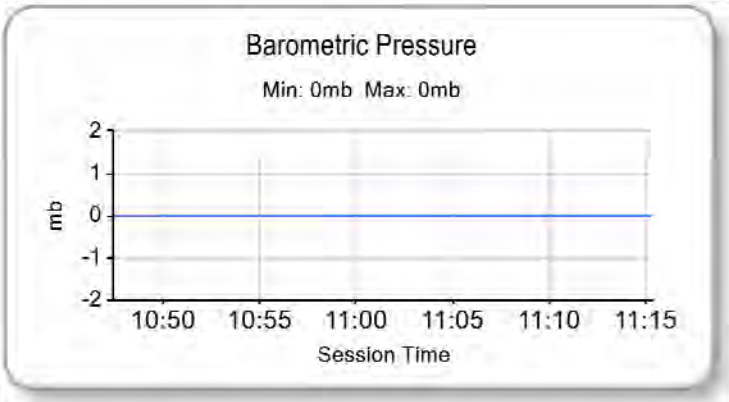

Weather / Track : Overcast / Dry

Spa-Francorchamps
Circuit Length = 4.3520 miles
Start: 10:50 Flag 11:10 End: 11:15

Results can be found at www.tsl-timing.com

Printed - 11:24 Saturday, 20 July 2019

Motul Seven 270R & Avon Tyres Caterham Roadsport Championships

QUALIFYING - STATISTICS

Competitors Started	61
Planned Start	2019-07-20 @ 10:50:00.000
Actual Start	2019-07-20 @ 10:50:00.962
Finish Time	2019-07-20 @ 11:10:01.137
Track Length	4.3520mi.
Total Laps	360
Total Distance Covered	1566.7501mi.

Session Fastest Lap History

NO	CL	NAME	LAP TIME	TIME OF DAY	LAP	VEHICLE
57	270R	**Nilesh PARMAR**	**2:59.917**	10:55:51.965	1	Caterham 270R
77	270R	**Daniel FRENCH**	**2:57.849**	10:55:52.796	1	Caterham 270R
68	270R	**Simon GOODWIN**	**2:57.566**	10:56:06.430	1	Caterham 270R
17	270R	**Tom ALLEN**	**2:56.709**	10:56:15.657	1	Caterham 270R
25	270R	**Neil FRASER**	**2:55.949**	10:56:18.396	1	Caterham 270R
80	270R	**Matt SHEPPARD**	**2:55.873**	10:58:51.410	2	Caterham 270R
77	270R	**Daniel FRENCH**	**2:55.305**	11:01:49.266	3	Caterham 270R
17	270R	**Tom ALLEN**	**2:53.679**	11:05:01.418	4	Caterham 270R

Flag History

TYPE	TIME OF DAY
GREEN	10:50:00.962
FINISH	11:10:01.137

Flag Statistics

TYPE	COUNT	TOTAL LAPS	TOTAL TIME
Green	1	6	25:25.807
Red	0	0	0.000
Safety Car	0	0	0.000
FCY	0	0	0.000

Spa-Francorchamps
Circuit Length = 4.3520 miles
Start: 10:50 Flag 11:10 End: 11:15

Weather / Track : Overcast / Dry

These results are provisional until the conclusion of any judicial and technical matters.

Motul Seven 270R & Avon Tyres Caterham Roadsport Championships

QUALIFYING - STATISTICS

CLASS : 270R

31 Starters

Fastest Lap History

NO	NAME	LAP TIME	TIME OF DAY	LAP	VEHICLE
57	**Nilesh PARMAR**	**2:59.917**	10:55:51.965	1	Caterham 270R
77	**Daniel FRENCH**	**2:57.849**	10:55:52.796	1	Caterham 270R
68	**Simon GOODWIN**	**2:57.566**	10:56:06.430	1	Caterham 270R
17	**Tom ALLEN**	**2:56.709**	10:56:15.657	1	Caterham 270R
25	**Neil FRASER**	**2:55.949**	10:56:18.396	1	Caterham 270R
80	**Matt SHEPPARD**	**2:55.873**	10:58:51.410	2	Caterham 270R
77	**Daniel FRENCH**	**2:55.305**	11:01:49.266	3	Caterham 270R
17	**Tom ALLEN**	**2:53.679**	11:05:01.418	4	Caterham 270R

Spa-Francorchamps

Weather / Track : Overcast / Dry

Circuit Length = 4.3520 miles

These results are provisional until the conclusion of any judicial and technical matters.

Start: 10:50 Flag 11:10 End: 11:15

Motul Seven 270R & Avon Tyres Caterham Roadsport Championships

QUALIFYING - STATISTICS

CLASS : Roadsport

30 Starters

Fastest Lap History

NO	NAME	LAP TIME	TIME OF DAY	LAP	VEHICLE
164	**Giuseppe FELET**	**3:01.581**	10:55:56.111	1	Caterham Roadsport
84	**Andrew MURGATROYD**	**3:01.424**	10:55:57.312	1	Caterham Roadsport
119	**Stuart BELL**	**3:00.408**	10:55:57.851	1	Caterham Roadsport
15	**Ben LOPEZ-APPLETON**	**3:00.374**	10:56:09.554	1	Caterham Roadsport
119	**Stuart BELL**	**2:59.896**	10:58:57.746	2	Caterham Roadsport
15	**Ben LOPEZ-APPLETON**	**2:59.743**	10:59:09.297	2	Caterham Roadsport
70	**Lars Alexander HOFFMANN**	**2:59.007**	11:01:58.900	3	Caterham Roadsport
142	**Ben BUCKLEY**	**2:58.977**	11:05:01.732	4	Caterham Roadsport
119	**Stuart BELL**	**2:58.518**	11:05:06.187	4	Caterham Roadsport
2	**Andy LEES**	**2:57.919**	11:05:09.479	4	Caterham Roadsport

Spa-Francorchamps

Weather / Track : Overcast / Dry

Circuit Length = 4.3520 miles

These results are provisional until the conclusion of any judicial and technical matters.

Start: 10:50 Flag 11:10 End: 11:15

Motul Seven 270R & Avon Tyres Caterham Roadsport Championships

RACE 1 - GRID (30 minutes) - AMENDED

ROW 31	61	13	3:09.734 David THORNTON					
ROW 30				59	123	3:06.856 Anthony WARNER	60	69 3:07.320 Charlie MIZON
ROW 29	57	16	3:05.211 James CROCKER	58	32	3:05.236 Alan THICKETT		
ROW 28				55	133	3:04.516 Ryan ERROLL	56	78 3:04.989 Guy BERRYMAN
ROW 27	53	51	3:03.779 Graham DODRIDGE	54	99	3:04.117 Gideon WILKINSON		
ROW 26				51	131	3:02.676 Max GAUNT	52	117 3:03.624 Gary LAPIDUS
ROW 25	49	41	3:02.435 Trevor CONWAY	50	53	3:02.596 Nicholas SMITH		
ROW 24				47	49	3:01.906 Glenn MOULE	48	190 3:02.153 Harry COOK
ROW 23	45	14	3:00.864 Fraser JONES	46	73	3:01.166 Dan CLAYPHAN		
ROW 22				43	22	3:00.588 Angelos ALVANOS	44	129 2:59.747 Will ROSSETTI
ROW 21	41	164	3:00.155 Giuseppe FELET	42	84	3:00.225 Andrew MURGATROYD		
ROW 20				39	195	3:00.034 Tom POWER	40	37 3:00.072 Tom BROWN
ROW 19	37	174	2:59.689 Alan VENTERS	38	15	2:59.720 Ben LOPEZ-APPLETON		
ROW 18				35	142	2:58.977 Ben BUCKLEY	36	70 2:58.979 Lars Alexander HOFFMANN
ROW 17	33	2	2:57.919 Andy LEES	34	119	2:58.302 Stuart BELL		
ROW 16				31	64	3:02.143 Neal EVANS		
ROW 15	29	42	2:59.379 Ian FORTESCUE	30	29	3:00.621 Alastair CURREY		
ROW 14				27	72	2:59.203 Mark SMITH	28	88 2:59.342 James MCCALL
ROW 13	25	9	2:59.145 Jimmy BEVAN	26	23	2:59.197 Andy MORGAN		
ROW 12				23	28	2:58.319 Paul FIELDER	24	63 2:58.748 Scott PARKER
ROW 11	21	57	2:58.060 Nilesh PARMAR	22	76	2:58.317 Richard CLEGG		
ROW 10				19	95	2:57.772 Al MELTON	20	21 2:57.850 Jonny JARRATT
ROW 9	17	68	2:57.518 Simon GOODWIN	18	8	2:57.716 John ISHERWOOD		
ROW 8				15	33	2:57.309 Matthew CREAK	16	10 2:57.479 James GILMOUR
ROW 7	13	3	2:56.521 James MURPHY	14	11	2:56.576 Chris MOORE		
ROW 6				11	19	2:56.270 Graham MACDONALD	12	6 2:56.424 Justin HEAP
ROW 5	9	5	2:55.782 Gregory MONKS	10	12	2:55.813 Toby CLOWES		
ROW 4				7	74	2:55.212 Oli PRATT	8	80 2:55.639 Matt SHEPPARD
ROW 3	5	36	2:55.105 Daniel HALSTEAD	6	77	2:55.210 Daniel FRENCH		
ROW 2				3	25	2:54.680 Neil FRASER	4	86 2:55.101 James DE LUSIGNAN
ROW 1	1	17	2:53.679 Tom ALLEN	2	79	2:54.148 Lewis THOMPSON		

Pole

***Car 129 - 5 place grid penalty following previous round**

Spa-Francorchamps
Circuit Length = 4.3520 miles

These results are provisional until the conclusion of any judicial and technical matters.

Clerk Of Course :	Steward :	Timekeeper :

Results can be found at www.tsl-timing.com

Printed - 11:54 Saturday, 20 July 2019

Motul Seven 270R & Avon Tyres Caterham Roadsport Championships

RACE 1 - CLASSIFICATION - FINAL AMENDED

POS	NO	CL	PIC	NAME	ENTRY	LAPS	TIME	GAP	DIFF	MPH	BEST	ON
1	17	270R	1	Tom ALLEN	Caterham 270R -	4	17:10.966			60.52	3:34.749	3
2	25	270R	2	Neil FRASER	Caterham 270R -	4	17:16.961	5.995	5.995	60.17	3:34.583	3
3	77	270R	3	Daniel FRENCH	Caterham 270R -	4	17:17.292	6.326	0.331	60.15	3:35.254	3
4	36	270R	4	Daniel HALSTEAD	Caterham 270R - DPR Motorsport	4	17:18.148	7.182	0.856	60.10	3:35.284	3
5	80	270R	5	Matt SHEPPARD	Caterham 270R -	4	17:20.575	9.609	2.427	59.96	3:35.837	3
6	19	270R	6	Graham MACDONALD	Caterham 270R -	4	17:27.514	16.548	6.939	59.56	3:35.563	3
7	86	270R	7	James DE LUSIGNAN	Caterham 270R -	4	17:29.454	18.488	1.940	59.45	3:39.324	3
8	6	270R	8	Justin HEAP	Caterham 270R -	4	17:31.030	20.064	1.576	59.36	3:39.188	3
9	68	270R	9	Simon GOODWIN	Caterham 270R -	4	17:36.878	25.912	5.848	59.03	3:37.200	3
10	5	270R	10	Gregory MONKS	Caterham 270R -	4	17:38.045	27.079	1.167	58.97	3:47.004	3
11	33	270R	11	Matthew CREAK	Caterham 270R - Team CRC Transport Limited	4	17:41.027	30.061	2.982	58.80	3:40.183	3
12	74	270R	12	Oli PRATT	Caterham 270R - Geotechnical Experts Ltd	4	17:49.288	38.322	8.261	58.35	3:46.317	3
13	8	270R	13	John ISHERWOOD	Caterham 270R -	4	17:52.252	41.286	2.964	58.19	3:40.387	3
14	10	270R	14	James GILMOUR	Caterham 270R -	4	17:53.348	42.382	1.096	58.13	3:46.135	3
15	95	270R	15	Al MELTON	Caterham 270R -	4	17:53.687	42.721	0.339	58.11	3:39.419	3
16	11	270R	16	Chris MOORE	Caterham 270R - DPR Motorsport	4	17:56.387	45.421	2.700	57.96	3:41.239	3
17	9	270R	17	Jimmy BEVAN	Caterham 270R -	4	18:10.470	59.504	14.083	57.21	3:51.991	4
18	76	270R	18	Richard CLEGG	Caterham 270R -	4	18:10.587	59.621	0.117	57.21	3:49.885	3
19	28	270R	19	Paul FIELDER	Caterham 270R -	4	18:10.723	59.757	0.136	57.20	3:49.264	3
20	88	270R	20	James MCCALL	Caterham 270R -	4	18:12.614	1:01.648	1.891	57.10	3:48.165	3
21	21	270R	21	Jonny JARRATT	Caterham 270R -	4	18:24.376	1:13.410	11.762	56.49	3:55.455	3
22	63	270R	22	Scott PARKER	Caterham 270R -	4	18:25.381	1:14.415	1.005	56.44	3:55.972	3
23	70	Roadsp	1	Lars Alexander HOFFMANN	Caterham Roadsport -	4	18:26.076	1:15.110	0.695	56.41	3:44.197	3
24	119	Roadsp	2	Stuart BELL	Caterham Roadsport -	4	18:27.277	1:16.311	1.201	56.34	3:44.555	3
25	64	270R	23	Neal EVANS	Caterham 270R -	4	18:27.582	1:16.616	0.305	56.33	3:47.375	3
26	142	Roadsp	3	Ben BUCKLEY	Caterham Roadsport -	4	18:28.443	1:17.477	0.861	56.29	3:47.924	3
27	72	270R	24	Mark SMITH	Caterham 270R -	4	18:29.392	1:18.426	0.949	56.24	3:51.656	3
28	174	Roadsp	4	Alan VENTERS	Caterham Roadsport -	4	18:29.615	1:18.649	0.223	56.23	3:46.245	3
29	84	Roadsp	5	Andrew MURGATROYD	Caterham Roadsport -	4	18:30.698	1:19.732	1.083	56.17	3:47.668	3
30	164	Roadsp	6	Giuseppe FELET	Caterham Roadsport -	4	18:35.475	1:24.509	4.777	55.93	3:47.058	3
31	22	Roadsp	7	Angelos ALVANOS	Caterham Roadsport -	4	18:35.987	1:25.021	0.512	55.90	3:47.654	3
32	15	Roadsp	8	Ben LOPEZ-APPLETON	Caterham Roadsport -	4	18:37.698	1:26.732	1.711	55.82	3:55.358	3
33	2	Roadsp	9	Andy LEES	Caterham Roadsport -	4	18:38.230	1:27.264	0.532	55.79	3:55.469	3
34	129	Roadsp	10	Will ROSSETTI	Caterham Roadsport -	4	18:38.535	1:27.569	0.305	55.78	3:47.340	3
35	37	Roadsp	11	Tom BROWN	Caterham Roadsport -	4	18:39.629	1:28.663	1.094	55.72	3:51.249	3
36	195	Roadsp	12	Tom POWER	Caterham Roadsport - Listers	4	18:46.139	1:35.173	6.510	55.40	3:51.096	3
37	14	Roadsp	13	Fraser JONES	Caterham Roadsport -	4	18:47.309	1:36.343	1.170	55.34	3:50.658	3
38	23	270R	25	Andy MORGAN	Caterham 270R -	4	18:50.812	1:39.846	3.503	55.17	4:06.307	3
39	57	270R	26	Nilesh PARMAR	Caterham 270R - DPR Motorsport	4	18:52.016	1:41.050	1.204	55.11	3:46.984	3
40	73	Roadsp	14	Dan CLAYPHAN	Caterham Roadsport -	4	18:54.062	1:43.096	2.046	55.01	3:52.836	3
41	190	Roadsp	15	Harry COOK	Caterham Roadsport -	4	18:55.339	1:44.373	1.277	54.95	3:51.605	3
42	51	Roadsp	16	Graham DODRIDGE	Caterham Roadsport -	4	18:56.069	1:45.103	0.730	54.92	3:50.150	3
43	49	Roadsp	17	Glenn MOULE	Caterham Roadsport -	4	18:57.930	1:46.964	1.861	54.83	3:51.730	3
44	42	270R	27	Ian FORTESCUE	Caterham 270R -	4	19:05.149	1:54.183	7.219	54.48	3:57.593	4
45	29	270R	28	Alastair CURREY	Caterham 270R -	4	19:15.437	2:04.471	10.288	54.00	3:58.526	3
46	41	Roadsp	18	Trevor CONWAY	Caterham Roadsport -	4	19:29.267	2:18.301	13.830	53.36	4:10.031	3
47	53	Roadsp	19	Nicholas SMITH	Caterham Roadsport -	4	19:31.442	2:20.476	2.175	53.26	4:10.161	3
48	16	Roadsp	20	James CROCKER	Caterham Roadsport -	4	19:32.714	2:21.748	1.272	53.20	4:09.301	3
49	131	Roadsp	21	Max GAUNT	Caterham Roadsport -	4	19:33.146	2:22.180	0.432	53.18	4:09.815	4
50	32	Roadsp	22	Alan THICKETT	Caterham Roadsport -	4	19:39.595	2:28.629	6.449	52.89	4:10.081	3
51	133	Roadsp	23	Ryan ERROLL	Caterham Roadsport -	4	19:41.325	2:30.359	1.730	52.81	4:13.302	3
52	123	Roadsp	24	Anthony WARNER	Caterham Roadsport -	4	19:43.716	2:32.750	2.391	52.71	4:09.292	3
53	13	Roadsp	25	David THORNTON	Caterham Roadsport -	4	19:45.661	2:34.695	1.945	52.62	4:03.104	4
54	78	Roadsp	26	Guy BERRYMAN	Caterham Roadsport -	4	19:54.651	2:43.685	8.990	52.22	4:12.973	4
55	44	Roadsp	27	Andrew SARGENT	Caterham Roadsport -	4	19:58.246	2:47.280	3.595	52.07	4:12.017	4
					NOT CLASSIFIED							
DNF	79	270R		Lewis THOMPSON	Caterham 270R - DW Motorsport	4	17:15.082	4.116		60.28	3:35.741	3
DNF	3	270R		James MURPHY	Caterham 270R - DPR Motorsport	3	13:39.542	1 Lap	1 Lap	57.01	3:32.260	3
DNF	12	270R		Toby CLOWES	Caterham 270R -	3	13:40.734	1 Lap	1.192	56.93	3:37.766	3
DNF	117	Roadsp		Gary LAPIDUS	Caterham Roadsport -	3	15:20.946	1 Lap	1:40.212	50.73	4:13.175	3
DNF	69	Roadsp		Charlie MIZON	Caterham Roadsport -	3	16:27.185	1 Lap	1:06.239	47.33	5:00.435	2

Weather / Track : Rain / Wet

Spa-Francorchamps
Circuit Length = 4.3520 miles
Start: 14:29 Flag 14:46 End: 14:59

Clerk Of Course :	Steward :	Timekeeper :

Motul Seven 270R & Avon Tyres Caterham Roadsport Championships

RACE 1 - CLASSIFICATION - FINAL

FASTEST LAP

3	270R	James MURPHY	Caterham 270R - DPR Motorsport	**3**	3:32.260	73.81 mph	118.79 kph
70	Roadsp	Lars Alexander HOFFMANN	Caterham Roadsport -	**3**	3:44.197	69.88 mph	112.46 kph

Weather / Track : Rain / Wet

Spa-Francorchamps
Circuit Length = 4.3520 miles
Start: 14:29 Flag 14:46 End: 14:59

Clerk Of Course :	Steward :	Timekeeper :

Motul Seven 270R & Avon Tyres Caterham Roadsport Championships

RACE 1 - LAP CHART

LAP 1		@ 14:34:32.513
NO	BEHIND	LAP TIME
17		4:52.337
79	1.913	4:54.250
25	4.774	4:57.111
86	5.329	4:57.666
77	6.915	4:59.252
36	7.038	4:59.375
74	8.371	5:00.708
80	9.551	5:01.888
12	12.309	5:04.646
5	12.409	5:04.746
19	15.436	5:07.773
6	15.876	5:08.213
3	17.641	5:09.978
11	18.759	5:11.096
33	20.529	5:12.866
10	21.641	5:13.978
68	22.783	5:15.120
8	23.320	5:15.657
95	26.615	5:18.952
21	27.824	5:20.161
57	29.583	5:21.920
76	30.789	5:23.126
28	32.971	5:25.308
63	34.908	5:27.245
9	35.088	5:27.425
23	36.997	5:29.334
72	38.167	5:30.504
88	38.534	5:30.871
42	40.252	5:32.589
29	41.492	5:33.829
64	42.494	5:34.831
2	45.135	5:37.472
119	47.844	5:40.181
142	48.941	5:41.278
70	50.186	5:42.523
174	51.536	5:43.873
15	53.315	5:45.652
195	54.912	5:47.249
37	57.267	5:49.604
164	58.392	5:50.729
84	1:01.299	5:53.636
22	1:02.176	5:54.513
129	1:02.888	5:55.225
14	1:04.044	5:56.381
73	1:08.469	6:00.806
49	1:09.498	6:01.835
190	1:11.746	6:04.083
41	1:12.804	6:05.141
53	1:14.963	6:07.300
117	1:17.629	6:09.966
51	1:17.703	6:10.040
131	1:19.009	6:11.346
133	1:26.913	6:19.250
16	1:28.296	6:20.633
32	1:31.202	6:23.539
123	1:35.694	6:28.031
78	1:35.821	6:28.158
69	1:38.357	6:30.694
13	1:39.187	6:31.524
44	1:39.859	6:32.196

LAP 2		@ 14:39:34.555
NO	BEHIND	LAP TIME
79		5:00.129
17	0.067	5:02.109
25	3.164	5:00.432
86	3.461	5:00.174
36	3.967	4:58.971
77	4.894	5:00.021
74	6.775	5:00.446
SC1	1 Lap	5:11.895 P
80	7.890	5:00.381
5	8.272	4:57.905
12	8.589	4:58.322
19	11.580	4:58.186
6	12.779	4:58.945
3	12.903	4:57.304
11	13.295	4:56.578
33	13.809	4:55.322
10	17.421	4:57.822
68	18.212	4:57.471
8	18.871	4:57.593
95	25.169	5:00.596
21	25.934	5:00.152
57	26.525	4:58.984
76	27.523	4:58.776
28	28.308	4:57.379
63	29.259	4:56.393
9	30.564	4:57.518
23	33.856	4:58.901
72	34.689	4:58.564
88	35.177	4:58.685
42	36.846	4:58.636
29	39.296	4:59.846
64	40.543	5:00.091
2	43.953	5:00.860
119	46.454	5:00.652
142	47.026	5:00.127
70	48.589	5:00.445
174	49.103	4:59.609
15	50.438	4:59.165
195	51.519	4:58.649
37	52.509	4:57.284
164	53.689	4:57.339
84	54.908	4:55.651
22	55.371	4:55.237
129	56.136	4:55.290
14	58.390	4:56.388
73	1:01.810	4:55.383
49	1:05.363	4:57.907
190	1:06.619	4:56.915
51	1:09.321	4:53.660
41	1:10.810	5:00.048
53	1:11.898	4:58.977
117	1:13.392	4:57.805
131	1:15.295	4:58.328
133	1:16.303	4:51.432
16	1:18.481	4:52.227
32	1:21.688	4:52.528
123	1:25.303	4:51.651
78	1:30.664	4:56.885
69	1:36.750	5:00.435
13	1:37.224	5:00.079
44	1:38.480	5:00.663

LAP 3		@ 14:43:09.371
NO	BEHIND	LAP TIME
17		3:34.749
79	0.925	3:35.741
25	2.931	3:34.583
36	4.435	3:35.284
77	5.332	3:35.254
86	7.969	3:39.324
80	8.911	3:35.837
3	10.347	3:32.260
12	11.539	3:37.766
19	12.327	3:35.563
6	17.151	3:39.188
74	18.276	3:46.317
33	19.176	3:40.183
11	19.718	3:41.239
5	20.460	3:47.004
68	20.596	3:37.200
8	24.442	3:40.387
10	28.740	3:46.135
95	29.772	3:39.419
57	38.693	3:46.984
76	42.592	3:49.885
28	42.756	3:49.264
21	46.573	3:55.455
88	48.526	3:48.165
9	49.284	3:53.536
63	50.415	3:55.972
72	51.529	3:51.656
64	53.102	3:47.375
119	56.193	3:44.555
70	57.970	3:44.197
142	1:00.134	3:47.924
174	1:00.532	3:46.245
29	1:03.006	3:58.526
2	1:04.606	3:55.469
23	1:05.347	4:06.307
164	1:05.931	3:47.058
84	1:07.760	3:47.668
195	1:07.799	3:51.096
22	1:08.209	3:47.654
129	1:08.660	3:47.340
37	1:08.942	3:51.249
15	1:10.980	3:55.358
14	1:14.232	3:50.658
73	1:19.830	3:52.836
49	1:22.277	3:51.730
190	1:23.408	3:51.605
51	1:24.655	3:50.150
42	1:38.361	4:36.331
41	1:46.025	4:10.031
53	1:47.243	4:10.161
117	1:51.751	4:13.175
16	1:52.966	4:09.301
131	1:54.136	4:13.657
133	1:54.789	4:13.302
32	1:56.953	4:10.081
123	1:59.779	4:09.292
78	2:12.483	4:16.635
13	2:13.362	4:10.954
44	2:17.034	4:13.370
69	2:57.990	4:56.056 P

LAP 4		@ 14:46:51.142
NO	BEHIND	LAP TIME
17		3:41.771
79	4.116	3:44.962
25	5.995	3:44.835
77	6.326	3:42.765
36	7.182	3:44.518
80	9.609	3:42.469
19	16.548	3:45.992
86	18.488	3:52.290
6	20.064	3:44.684
68	25.912	3:47.087
5	27.079	3:48.390
33	30.061	3:52.656
74	38.322	4:01.817
8	41.286	3:58.615
10	42.382	3:55.413
95	42.721	3:54.720
11	45.421	4:07.474
9	59.504	3:51.991
76	59.621	3:58.800
28	59.757	3:58.772
88	1:01.648	3:54.893
21	1:13.410	4:08.608
63	1:14.415	4:05.771
70	1:15.110	3:58.911
119	1:16.311	4:01.889
64	1:16.616	4:05.285
142	1:17.477	3:59.114
72	1:18.426	4:08.668
174	1:18.649	3:59.888
84	1:19.732	3:53.743
164	1:24.509	4:00.349
22	1:25.021	3:58.583
15	1:26.732	3:57.523
2	1:27.264	4:04.429
129	1:27.569	4:00.680
37	1:28.663	4:01.492
195	1:35.173	4:09.145
14	1:36.343	4:03.882
23	1:39.846	4:16.270
57	1:41.050	4:44.128
73	1:43.096	4:05.037
190	1:44.373	4:02.736
51	1:45.103	4:02.219
49	1:46.964	4:06.458
42	1:54.183	3:57.593
29	2:04.471	4:43.236
41	2:18.301	4:14.047
53	2:20.476	4:15.004
16	2:21.748	4:10.553
131	2:22.180	4:09.815
32	2:28.629	4:13.447
133	2:30.359	4:17.341
123	2:32.750	4:14.742
13	2:34.695	4:03.104
78	2:43.685	4:12.973
44	2:47.280	4:12.017

Spa-Francorchamps
Circuit Length = 4.3520 miles
Start: 14:29 Flag 14:46 End: 14:54

Weather / Track : Rain / Wet

Results can be found at www.tsl-timing.com

Printed - 15:04 Saturday, 20 July 2019

Motul Seven 270R & Avon Tyres Caterham Roadsport Championships

RACE 1 - POSITION CHART

No	Name	Lap Pos	1	2	3	4
17	ALLEN	1	17	79	17	17
79	THOMPSON	2	79	17	79	79
25	FRASER	3	25	25	25	25
86	LUSIGNAN	4	86	86	36	77
36	HALSTEAD	5	77	36	77	36
77	FRENCH	6	36	77	86	80
74	PRATT	7	74	74	80	19
80	SHEPPARD	8	80	80	3	86
5	MONKS	9	12	5	12	6
12	CLOWES	10	5	12	19	68
19	MACDONALD	11	19	19	6	5
6	HEAP	12	6	6	74	33
3	MURPHY	13	3	3	33	74
11	MOORE	14	11	11	11	8
33	CREAK	15	33	33	5	10
10	GILMOUR	16	10	10	68	95
68	GOODWIN	17	68	68	8	11
8	ISHERWOOD	18	8	8	10	9
95	MELTON	19	95	95	95	76
21	JARRATT	20	21	21	57	28
57	PARMAR	21	57	57	76	88
76	CLEGG	22	76	76	28	21
28	FIELDER	23	28	28	21	63
63	PARKER	24	63	63	88	70
9	BEVAN	25	9	9	9	119
23	MORGAN	26	23	23	63	64
72	SMITH	27	72	72	72	142
88	MCCALL	28	88	88	64	72
42	FORTESCUE	29	42	42	119	174
29	CURREY	30	29	29	70	84
64	EVANS	31	64	64	142	164
2	LEES	32	2	2	174	22
119	BELL	33	119	119	29	15
142	BUCKLEY	34	142	142	2	2
70	HOFFMANN	35	70	70	23	129
174	VENTERS	36	174	174	164	37
15	LOPEZ-APPLETON	37	15	15	84	195
195	POWER	38	195	195	195	14
37	BROWN	39	37	37	22	23
164	FELET	40	164	164	129	57
84	MURGATROYD	41	84	84	37	73
22	ALVANOS	42	22	22	15	190
129	ROSSETTI	43	129	129	14	51
14	JONES	44	14	14	73	49

Weather / Track : Rain / Wet

Spa-Francorchamps
Circuit Length = 4.3520 miles
Start: 14:29 Flag 14:46 End: 14:54

Motul Seven 270R & Avon Tyres Caterham Roadsport Championships

RACE 1 - POSITION CHART

No	Name	Lap Pos	1	2	3	4
73	CLAYPHAN	45	73	73	49	42
49	MOULE	46	49	49	190	29
190	COOK	47	190	190	51	41
41	CONWAY	48	41	51	42	53
53	SMITH	49	53	41	41	16
131	GAUNT	50	117	53	53	131
117	LAPIDUS	51	51	117	117	32
51	DODRIDGE	52	131	131	16	133
133	ERROLL	53	133	133	131	123
78	BERRYMAN	54	16	16	133	13
16	CROCKER	55	32	32	32	78
32	THICKETT	56	123	123	123	44
123	WARNER	57	78	78	78	
69	MIZON	58	69	69	13	
13	THORNTON	59	13	13	44	
44	SARGENT	60	44	44	*69*	

Weather / Track : Rain / Wet

Spa-Francorchamps
Circuit Length = 4.3520 miles
Start: 14:29 Flag 14:46 End: 14:54

Motul Seven 270R & Avon Tyres Caterham Roadsport Championships

RACE 1 - BEST SECTORS

	SECTOR 1			SECTOR 2			SECTOR 3		
POS	NO	NAME	TIME	NO	NAME	TIME	NO	NAME	TIME
1	3	MURPHY	59.781	80	SHEPPARD	1:34.791	17	ALLEN	55.589
2	68	GOODWIN	1:00.345	3	MURPHY	1:35.926	79	THOMPSON	56.170
3	25	FRASER	1:00.404	79	THOMPSON	1:36.025	68	GOODWIN	56.412
4	10	GILMOUR	1:00.800	17	ALLEN	1:36.041	5	MONKS	56.443
5	19	MACDONALD	1:00.892	68	GOODWIN	1:36.122	3	MURPHY	56.553
6	36	HALSTEAD	1:00.899	36	HALSTEAD	1:36.127	19	MACDONALD	56.581
7	80	SHEPPARD	1:01.396	25	FRASER	1:36.211	6	HEAP	56.675
8	77	FRENCH	1:01.510	12	CLOWES	1:36.455	77	FRENCH	56.816
9	86	LUSIGNAN	1:01.692	77	FRENCH	1:36.523	11	MOORE	57.055
10	11	MOORE	1:01.863	86	LUSIGNAN	1:37.211	80	SHEPPARD	57.324
11	6	HEAP	1:01.934	95	MELTON	1:37.565	25	FRASER	57.351
12	8	ISHERWOOD	1:02.129	6	HEAP	1:37.789	36	HALSTEAD	57.422
13	33	CREAK	1:02.245	33	CREAK	1:37.887	84	MURGATROYD	57.629
14	17	ALLEN	1:02.364	19	MACDONALD	1:37.906	22	ALVANOS	57.865
15	95	MELTON	1:02.688	8	ISHERWOOD	1:38.130	33	CREAK	58.333
16	79	THOMPSON	1:02.843	84	MURGATROYD	1:38.176	129	ROSSETTI	58.348
17	12	CLOWES	1:02.879	11	MOORE	1:38.683	12	CLOWES	58.432
18	21	JARRATT	1:03.453	70	HOFFMANN	1:39.382	74	PRATT	58.510
19	74	PRATT	1:03.497	2	LEES	1:39.398	164	FELET	58.576
20	88	MCCALL	1:04.084	22	ALVANOS	1:39.509	95	MELTON	58.714
21	64	EVANS	1:04.515	129	ROSSETTI	1:39.633	15	LOPEZ-APPLETON	58.876
22	72	SMITH	1:04.601	119	BELL	1:39.734	9	BEVAN	58.943
23	5	MONKS	1:04.681	174	VENTERS	1:39.817	10	GILMOUR	59.089
24	119	BELL	1:04.924	164	FELET	1:39.881	86	LUSIGNAN	59.116
25	70	HOFFMANN	1:04.975	142	BUCKLEY	1:40.087	88	MCCALL	59.216
26	57	PARMAR	1:05.334	195	POWER	1:40.092	8	ISHERWOOD	59.307
27	164	FELET	1:05.387	5	MONKS	1:40.130	73	CLAYPHAN	59.522
28	22	ALVANOS	1:05.406	51	DODRIDGE	1:40.426	28	FIELDER	59.541
29	142	BUCKLEY	1:05.502	74	PRATT	1:40.641	42	FORTESCUE	59.746
30	42	FORTESCUE	1:05.828	49	MOULE	1:40.743	70	HOFFMANN	59.840
31	174	VENTERS	1:05.840	37	BROWN	1:40.766	119	BELL	59.897
32	15	LOPEZ-APPLETON	1:06.053	64	EVANS	1:40.975	190	COOK	59.909
33	129	ROSSETTI	1:06.099	9	BEVAN	1:41.069	37	BROWN	1:00.032
34	28	FIELDER	1:06.159	190	COOK	1:41.084	195	POWER	1:00.068
35	14	JONES	1:06.268	57	PARMAR	1:41.225	14	JONES	1:00.208
36	84	MURGATROYD	1:06.481	88	MCCALL	1:41.376	57	PARMAR	1:00.425
37	76	CLEGG	1:06.554	76	CLEGG	1:41.543	174	VENTERS	1:00.588
38	195	POWER	1:06.734	28	FIELDER	1:41.629	76	CLEGG	1:00.616
39	29	CURREY	1:06.968	14	JONES	1:42.004	49	MOULE	1:00.788
40	73	CLAYPHAN	1:07.158	72	SMITH	1:42.178	78	BERRYMAN	1:01.038
41	9	BEVAN	1:07.421	15	LOPEZ-APPLETON	1:42.188	51	DODRIDGE	1:01.061
42	63	PARKER	1:07.790	63	PARKER	1:42.637	142	BUCKLEY	1:01.190
43	37	BROWN	1:08.102	10	GILMOUR	1:43.006	2	LEES	1:01.413
44	51	DODRIDGE	1:08.365	73	CLAYPHAN	1:43.031	21	JARRATT	1:01.518
45	190	COOK	1:09.113	29	CURREY	1:43.195	64	EVANS	1:01.885
46	49	MOULE	1:09.490	42	FORTESCUE	1:45.721	63	PARKER	1:02.025
47	23	MORGAN	1:10.192	23	MORGAN	1:46.340	72	SMITH	1:02.775
48	2	LEES	1:10.881	16	CROCKER	1:47.348	44	SARGENT	1:02.818
49	13	THORNTON	1:10.933	133	ERROLL	1:47.742	29	CURREY	1:03.180
50	41	CONWAY	1:11.280	131	GAUNT	1:47.765	41	CONWAY	1:03.376
51	123	WARNER	1:11.636	69	MIZON	1:47.844	53	SMITH	1:03.938
52	32	THICKETT	1:12.814	21	JARRATT	1:48.160	13	THORNTON	1:03.970
53	53	SMITH	1:13.179	13	THORNTON	1:48.201	23	MORGAN	1:04.046
54	16	CROCKER	1:13.346	41	CONWAY	1:48.222	133	ERROLL	1:04.520
55	117	LAPIDUS	1:14.225	32	THICKETT	1:48.377	131	GAUNT	1:04.622
56	44	SARGENT	1:14.780	53	SMITH	1:48.859	16	CROCKER	1:04.718
57	131	GAUNT	1:15.040	117	LAPIDUS	1:49.158	123	WARNER	1:04.760
58	133	ERROLL	1:17.072	123	WARNER	1:49.513	32	THICKETT	1:06.846
59	78	BERRYMAN	1:17.739	44	SARGENT	1:50.415	117	LAPIDUS	1:09.792
60	69	MIZON	1:28.823	78	BERRYMAN	1:50.504	69	MIZON	1:21.849

IDEAL / BEST COMPARISON					
POS	NO	NAME	IDEAL	BEST	DIFF
		PERFECT LAP	3:30.161		
1	3	MURPHY	3:32.260	3:32.260	0.000
2	68	GOODWIN	3:32.879	3:37.200	4.321
3	80	SHEPPARD	3:33.511	3:35.837	2.326
4	25	FRASER	3:33.966	3:34.583	0.617
5	17	ALLEN	3:33.994	3:34.749	0.755
6	36	HALSTEAD	3:34.448	3:35.284	0.836
7	77	FRENCH	3:34.849	3:35.254	0.405
8	79	THOMPSON	3:35.038	3:35.741	0.703
9	19	MACDONALD	3:35.379	3:35.563	0.184
10	6	HEAP	3:36.398	3:39.188	2.790
11	11	MOORE	3:37.601	3:41.239	3.638
12	12	CLOWES	3:37.766	3:37.766	0.000
13	86	LUSIGNAN	3:38.019	3:39.324	1.305
14	33	CREAK	3:38.465	3:40.183	1.718
15	95	MELTON	3:38.967	3:39.419	0.452
16	8	ISHERWOOD	3:39.566	3:40.387	0.821
17	5	MONKS	3:41.254	3:47.004	5.750
18	84	MURGATROYD	3:42.286	3:47.668	5.382
19	74	PRATT	3:42.648	3:46.317	3.669
20	22	ALVANOS	3:42.780	3:47.654	4.874
21	10	GILMOUR	3:42.895	3:46.135	3.240
22	164	FELET	3:43.844	3:47.058	3.214
23	129	ROSSETTI	3:44.080	3:47.340	3.260
24	70	HOFFMANN	3:44.197	3:44.197	0.000
25	119	BELL	3:44.555	3:44.555	0.000
26	88	MCCALL	3:44.676	3:48.165	3.489
27	174	VENTERS	3:46.245	3:46.245	0.000
28	142	BUCKLEY	3:46.779	3:47.924	1.145
29	195	POWER	3:46.894	3:51.096	4.202
30	57	PARMAR	3:46.984	3:46.984	0.000
31	15	LOPEZ-APPLETON	3:47.117	3:55.358	8.241
32	28	FIELDER	3:47.329	3:49.264	1.935
33	64	EVANS	3:47.375	3:47.375	0.000
34	9	BEVAN	3:47.433	3:51.991	4.558
35	14	JONES	3:48.480	3:50.658	2.178
36	76	CLEGG	3:48.713	3:49.885	1.172
37	37	BROWN	3:48.900	3:51.249	2.349
38	72	SMITH	3:49.554	3:51.656	2.102
39	73	CLAYPHAN	3:49.711	3:52.836	3.125
40	51	DODRIDGE	3:49.852	3:50.150	0.298
41	190	COOK	3:50.106	3:51.605	1.499
42	49	MOULE	3:51.021	3:51.730	0.709
43	42	FORTESCUE	3:51.295	3:57.593	6.298
44	2	LEES	3:51.692	3:55.469	3.777
45	63	PARKER	3:52.452	3:55.972	3.520
46	21	JARRATT	3:53.131	3:55.455	2.324
47	29	CURREY	3:53.343	3:58.526	5.183
48	23	MORGAN	4:00.578	4:06.307	5.729
49	41	CONWAY	4:02.878	4:10.031	7.153
50	13	THORNTON	4:03.104	4:03.104	0.000
51	16	CROCKER	4:05.412	4:09.301	3.889
52	123	WARNER	4:05.909	4:09.292	3.383
53	53	SMITH	4:05.976	4:10.161	4.185
54	131	GAUNT	4:07.427	4:09.815	2.388
55	44	SARGENT	4:08.013	4:12.017	4.004
56	32	THICKETT	4:08.037	4:10.081	2.044
57	78	BERRYMAN	4:09.281	4:12.973	3.692
58	133	ERROLL	4:09.334	4:13.302	3.968
59	117	LAPIDUS	4:13.175	4:13.175	0.000
60	69	MIZON	4:38.516	5:00.435	21.919

Weather / Track : Rain / Wet

Spa-Francorchamps
Circuit Length = 4.3520 miles
Start: 14:29 Flag 14:46 End: 14:54

Motul Seven 270R & Avon Tyres Caterham Roadsport Championships

RACE 1 - BEST SPEEDS

	INTERMEDIATE 1			INTERMEDIATE 2			FINISH LINE		
POS	NO	NAME	MPH	NO	NAME	MPH	NO	NAME	MPH
1	10	GILMOUR	107.5	17	ALLEN	75.8	5	MONKS	74.8
2	68	GOODWIN	101.5	6	HEAP	75.7	77	FRENCH	74.7
3	17	ALLEN	101.3	79	THOMPSON	75.5	36	HALSTEAD	74.5
4	3	MURPHY	101.0	36	HALSTEAD	74.9	25	FRASER	74.2
5	12	CLOWES	100.1	129	ROSSETTI	74.9	11	MOORE	73.9
6	80	SHEPPARD	98.8	49	MOULE	74.9	79	THOMPSON	73.4
7	95	MELTON	98.6	95	MELTON	74.8	19	MACDONALD	73.2
8	64	EVANS	98.6	3	MURPHY	74.8	86	LUSIGNAN	73.2
9	11	MOORE	98.5	195	POWER	74.7	12	CLOWES	73.1
10	119	BELL	97.9	19	MACDONALD	74.6	129	ROSSETTI	72.9
11	19	MACDONALD	96.4	80	SHEPPARD	74.3	28	FIELDER	72.8
12	42	FORTESCUE	96.0	25	FRASER	74.1	17	ALLEN	72.6
13	6	HEAP	95.0	86	LUSIGNAN	74.1	68	GOODWIN	72.6
14	8	ISHERWOOD	93.4	10	GILMOUR	74.1	33	CREAK	72.3
15	79	THOMPSON	91.8	15	LOPEZ-APPLETON	74.1	8	ISHERWOOD	72.2
16	88	MCCALL	91.8	37	BROWN	74.1	22	ALVANOS	72.2
17	73	CLAYPHAN	91.6	22	ALVANOS	73.7	6	HEAP	72.1
18	29	CURREY	91.4	77	FRENCH	72.9	64	EVANS	72.1
19	36	HALSTEAD	91.0	70	HOFFMANN	72.9	57	PARMAR	72.0
20	25	FRASER	90.8	33	CREAK	72.8	131	GAUNT	72.0
21	33	CREAK	90.5	84	MURGATROYD	72.7	70	HOFFMANN	71.7
22	74	PRATT	90.4	68	GOODWIN	72.7	13	THORNTON	71.6
23	41	CONWAY	89.9	5	MONKS	72.6	2	LEES	71.5
24	174	VENTERS	89.8	119	BELL	72.1	42	FORTESCUE	71.4
25	195	POWER	89.2	29	CURREY	71.9	41	CONWAY	71.4
26	77	FRENCH	88.8	174	VENTERS	71.6	3	MURPHY	71.3
27	72	SMITH	88.8	164	FELET	71.5	73	CLAYPHAN	71.2
28	15	LOPEZ-APPLETON	88.8	12	CLOWES	71.4	88	MCCALL	70.9
29	14	JONES	88.7	42	FORTESCUE	71.2	63	PARKER	70.7
30	142	BUCKLEY	88.6	74	PRATT	71.0	84	MURGATROYD	70.7
31	37	BROWN	88.5	142	BUCKLEY	70.8	14	JONES	70.5
32	51	DODRIDGE	88.5	11	MOORE	70.7	80	SHEPPARD	70.4
33	5	MONKS	88.3	64	EVANS	70.7	10	GILMOUR	70.4
34	9	BEVAN	87.6	190	COOK	70.3	49	MOULE	70.4
35	63	PARKER	87.6	28	FIELDER	70.1	74	PRATT	70.3
36	16	CROCKER	87.2	2	LEES	70.1	72	SMITH	70.3
37	86	LUSIGNAN	86.7	9	BEVAN	69.6	174	VENTERS	70.3
38	129	ROSSETTI	86.3	76	CLEGG	69.3	95	MELTON	70.1
39	21	JARRATT	85.7	41	CONWAY	69.0	119	BELL	70.1
40	70	HOFFMANN	85.1	131	GAUNT	69.0	195	POWER	70.0
41	22	ALVANOS	84.9	57	PARMAR	68.9	15	LOPEZ-APPLETON	69.9
42	78	BERRYMAN	84.7	73	CLAYPHAN	68.8	164	FELET	69.8
43	190	COOK	83.7	8	ISHERWOOD	68.8	51	DODRIDGE	69.8
44	131	GAUNT	83.7	13	THORNTON	68.4	16	CROCKER	69.6
45	117	LAPIDUS	83.5	72	SMITH	68.2	29	CURREY	69.6
46	44	SARGENT	83.3	63	PARKER	68.1	133	ERROLL	69.6
47	13	THORNTON	83.2	88	MCCALL	68.0	78	BERRYMAN	69.1
48	2	LEES	82.7	78	BERRYMAN	67.8	37	BROWN	69.0
49	28	FIELDER	82.5	16	CROCKER	67.7	142	BUCKLEY	68.7
50	53	SMITH	82.3	14	JONES	67.6	9	BEVAN	68.6
51	69	MIZON	82.1	21	JARRATT	67.1	23	MORGAN	68.4
52	84	MURGATROYD	81.4	51	DODRIDGE	66.6	190	COOK	68.4
53	49	MOULE	80.3	44	SARGENT	65.8	21	JARRATT	68.3
54	133	ERROLL	79.8	69	MIZON	65.8	53	SMITH	68.2
55	123	WARNER	78.8	53	SMITH	65.5	76	CLEGG	67.7
56	164	FELET	78.7	32	THICKETT	65.4	44	SARGENT	67.3
57	32	THICKETT	78.7	133	ERROLL	65.2	123	WARNER	67.3
58	23	MORGAN	78.6	123	WARNER	64.7	117	LAPIDUS	66.1
59	76	CLEGG	75.2	117	LAPIDUS	64.2	32	THICKETT	65.9
60	57	PARMAR	75.1	23	MORGAN	64.1	69	MIZON	45.8

Spa-Francorchamps
Circuit Length = 4.3520 miles
Start: 14:29 Flag 14:46 End: 14:54

Weather / Track : Rain / Wet

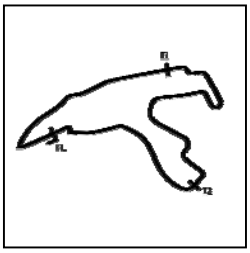

Motul Seven 270R & Avon Tyres Caterham Roadsport Championships

RACE 1 - SECTOR ANALYSIS

SECTOR 1 = FL to I1, SECTOR 2 = I1 to I2, SECTOR 3 = I2 to FL, DIFF = Difference To Personal Best Lap, P = Crossed Finish Line in Pit Lane, D = Time Disallowed

P1 17 270R Tom ALLEN Caterham 270R -

IDEAL LAP TIME : 3:33.994 BEST LAP TIME : 3:34.749 DIFFERENCE : 0.755

LAP	SECTOR 1		SECTOR 2		SECTOR 3		LAP TIME		MPH	DIFF	TIME OF DAY
1 -		45.6	2:01.527	59.4	1:13.840	42.6	4:52.337	(3)	53.59	1:17.588	14:34:32.513
2 -	1:42.029	52.3	2:11.000	54.0	1:09.080	51.5	5:02.109		51.86	1:27.360	14:39:34.622
3 -	***1:02.364***	***101.3***	***1:36.041***	***75.8***	56.344	67.3	***3:34.749***	**(1)**	***72.95***		***14:43:09.371***
4 -	1:08.456	95.3	1:37.726	73.9	***55.589***	***72.6***	3:41.771	**(2)**	70.64	7.022	14:46:51.142

P2 79 270R Lewis THOMPSON Caterham 270R - DW Motorsport

IDEAL LAP TIME : 3:35.038 BEST LAP TIME : 3:35.741 DIFFERENCE : 0.703

LAP	SECTOR 1		SECTOR 2		SECTOR 3		LAP TIME		MPH	DIFF	TIME OF DAY
1 -		42.6	2:01.383	57.4	1:14.900	41.9	4:54.250	(3)	53.24	1:18.509	14:34:34.426
2 -	1:41.495	55.7	2:10.349	53.5	1:08.285	66.3	5:00.129		52.20	1:24.388	14:39:34.555
3 -	***1:02.843***	***91.8***	***1:36.025***	***75.5***	56.873	66.9	***3:35.741***	**(1)**	***72.62***		***14:43:10.296***
4 -	1:10.579	81.4	1:38.213	71.0	***56.170***	***73.4***	3:44.962	**(2)**	69.64	9.221	14:46:55.258

P3 25 270R Neil FRASER Caterham 270R -

IDEAL LAP TIME : 3:33.966 BEST LAP TIME : 3:34.583 DIFFERENCE : 0.617

LAP	SECTOR 1		SECTOR 2		SECTOR 3		LAP TIME		MPH	DIFF	TIME OF DAY
1 -		41.8	2:01.521	53.3	1:16.751	39.4	4:57.111	(3)	52.73	1:22.528	14:34:37.287
2 -	1:40.200	50.6	2:10.034	58.0	1:10.198	73.3	5:00.432		52.14	1:25.849	14:39:37.719
3 -	***1:00.404***	***90.8***	***1:36.211***	***74.1***	57.968	66.9	***3:34.583***	**(1)**	***73.01***		***14:43:12.302***
4 -	1:08.768	77.8	1:38.716	72.0	***57.351***	***74.2***	3:44.835	**(2)**	69.68	10.252	14:46:57.137

P4 77 270R Daniel FRENCH Caterham 270R -

IDEAL LAP TIME : 3:34.849 BEST LAP TIME : 3:35.254 DIFFERENCE : 0.405

LAP	SECTOR 1		SECTOR 2		SECTOR 3		LAP TIME		MPH	DIFF	TIME OF DAY
1 -		37.8	1:58.797	65.5	1:17.125	33.9	4:59.252	(3)	52.35	1:23.998	14:34:39.428
2 -	1:41.267	42.5	2:08.753	52.6	1:10.001	68.6	5:00.021		52.22	1:24.767	14:39:39.449
3 -	***1:01.510***	***88.8***	***1:36.523***	***72.9***	57.221	70.4	***3:35.254***	**(1)**	***72.78***		***14:43:14.703***
4 -	1:07.720	79.2	1:38.229	72.0	***56.816***	***74.7***	3:42.765	**(2)**	70.33	7.511	14:46:57.468

P5 36 270R Daniel HALSTEAD Caterham 270R - DPR Motorsport

IDEAL LAP TIME : 3:34.448 BEST LAP TIME : 3:35.284 DIFFERENCE : 0.836

LAP	SECTOR 1		SECTOR 2		SECTOR 3		LAP TIME		MPH	DIFF	TIME OF DAY
1 -		39.3	1:59.142	62.1	1:17.821	32.3	4:59.375		52.33	1:24.091	14:34:39.551
2 -	1:40.446	42.1	2:08.982	51.6	1:09.543	73.9	4:58.971	(3)	52.40	1:23.687	14:39:38.522
3 -	***1:00.899***	***91.0***	***1:36.127***	***74.9***	58.258	65.0	***3:35.284***	**(1)**	***72.77***		***14:43:13.806***
4 -	1:07.879	74.2	1:39.217	71.3	***57.422***	***74.5***	3:44.518	**(2)**	69.78	9.234	14:46:58.324

P6 80 270R Matt SHEPPARD Caterham 270R -

IDEAL LAP TIME : 3:33.511 BEST LAP TIME : 3:35.837 DIFFERENCE : 2.326

LAP	SECTOR 1		SECTOR 2		SECTOR 3		LAP TIME		MPH	DIFF	TIME OF DAY
1 -		40.7	1:58.644	66.3	1:18.641	34.2	5:01.888		51.89	1:26.051	14:34:42.064
2 -	1:40.630	40.7	2:08.388	62.3	1:11.363	67.5	5:00.381	(3)	52.15	1:24.544	14:39:42.445
3 -	***1:01.396***	***98.8***	***1:34.791***	***74.3***	59.650	65.2	***3:35.837***	**(1)**	***72.58***		***14:43:18.282***
4 -	1:08.598	94.5	1:36.547	72.5	***57.324***	***70.4***	3:42.469	**(2)**	70.42	6.632	14:47:00.751

P7 19 270R Graham MACDONALD Caterham 270R -

IDEAL LAP TIME : 3:35.379 BEST LAP TIME : 3:35.563 DIFFERENCE : 0.184

LAP	SECTOR 1		SECTOR 2		SECTOR 3		LAP TIME		MPH	DIFF	TIME OF DAY
1 -		45.1	1:58.289	59.0	1:21.951	27.3	5:07.773		50.90	1:32.210	14:34:47.949
2 -	1:38.074	47.1	2:08.014	53.6	1:12.098	54.2	4:58.186	(3)	52.54	1:22.623	14:39:46.135
3 -	***1:00.892***	***96.4***	***1:37.906***	72.8	56.765	71.3	***3:35.563***	**(1)**	***72.68***		***14:43:21.698***
4 -	1:08.618	88.4	1:40.793	***74.6***	***56.581***	***73.2***	3:45.992	**(2)**	69.32	10.429	14:47:07.690

Weather / Track : Rain / Wet

Spa-Francorchamps
Circuit Length = 4.3520 miles
Start: 14:29 Flag 14:46 End: 14:54

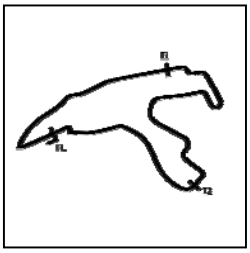

Motul Seven 270R & Avon Tyres Caterham Roadsport Championships

RACE 1 - SECTOR ANALYSIS

SECTOR 1 = FL to I1, SECTOR 2 = I1 to I2, SECTOR 3 = I2 to FL, DIFF = Difference To Personal Best Lap, P = Crossed Finish Line in Pit Lane, D = Time Disallowed

P8 86 270R James DE LUSIGNAN Caterham 270R -

IDEAL LAP TIME : 3:38.019 BEST LAP TIME : 3:39.324 DIFFERENCE : 1.305

LAP	SECTOR 1		SECTOR 2		SECTOR 3		LAP TIME		MPH	DIFF	TIME OF DAY
1 -		37.3	2:00.776	48.4	1:16.816	37.4	4:57.666	(3)	52.63	1:18.342	14:34:37.842
2 -	1:40.657	47.9	2:09.551	58.5	1:09.966	72.8	5:00.174		52.19	1:20.850	14:39:38.016
3 -	***1:01.692***	***86.7***	***1:37.211***	***74.1***	1:00.421	62.9	***3:39.324***	**(1)**	***71.43***		***14:43:17.340***
4 -	1:12.490	82.2	1:40.684	70.1	***59.116***	***73.2***	3:52.290	**(2)**	67.44	12.966	14:47:09.630

P9 6 270R Justin HEAP Caterham 270R -

IDEAL LAP TIME : 3:36.398 BEST LAP TIME : 3:39.188 DIFFERENCE : 2.790

LAP	SECTOR 1		SECTOR 2		SECTOR 3		LAP TIME		MPH	DIFF	TIME OF DAY
1 -		42.8	1:57.053	64.0	1:21.405	31.4	5:08.213		50.83	1:29.025	14:34:48.389
2 -	1:39.148	45.2	2:07.586	57.3	1:12.211	55.9	4:58.945	**(3)**	52.40	1:19.757	14:39:47.334
3 -	***1:01.934***	***95.0***	***1:37.789***	70.7	59.465	68.2	***3:39.188***	**(1)**	***71.47***		***14:43:26.522***
4 -	1:08.522	90.9	1:39.487	***75.7***	***56.675***	***72.1***	3:44.684	**(2)**	69.73	5.496	14:47:11.206

P10 68 270R Simon GOODWIN Caterham 270R -

IDEAL LAP TIME : 3:32.879 BEST LAP TIME : 3:37.200 DIFFERENCE : 4.321

LAP	SECTOR 1		SECTOR 2		SECTOR 3		LAP TIME		MPH	DIFF	TIME OF DAY
1 -		36.0	1:56.871	59.2	1:23.439	22.1	5:15.120		49.71	1:37.920	14:34:55.296
2 -	1:38.310	54.0	2:06.111	56.6	1:13.050	58.9	4:57.471	**(3)**	52.66	1:20.271	14:39:52.767
3 -	***1:00.345***	***101.5***	***1:36.122***	68.4	1:00.733	69.3	***3:37.200***	**(1)**	***72.13***		***14:43:29.967***
4 -	1:11.008	88.8	1:39.667	***72.7***	***56.412***	***72.6***	3:47.087	**(2)**	68.99	9.887	14:47:17.054

P11 5 270R Gregory MONKS Caterham 270R -

IDEAL LAP TIME : 3:41.254 BEST LAP TIME : 3:47.004 DIFFERENCE : 5.750

LAP	SECTOR 1		SECTOR 2		SECTOR 3		LAP TIME		MPH	DIFF	TIME OF DAY
1 -		40.9	1:58.366	66.1	1:20.791	26.9	5:04.746		51.41	1:17.742	14:34:44.922
2 -	1:38.790	42.7	2:08.491	58.8	1:10.624	66.9	4:57.905	**(3)**	52.59	1:10.901	14:39:42.827
3 -	***1:04.681***	***88.3***	1:41.285	48.6	1:01.038	69.5	***3:47.004***	**(1)**	***69.01***		***14:43:29.831***
4 -	1:11.817	88.1	***1:40.130***	***72.6***	***56.443***	***74.8***	3:48.390	**(2)**	68.59	1.386	14:47:18.221

P12 33 270R Matthew CREAK Caterham 270R - Team CRC Transport Limited

IDEAL LAP TIME : 3:38.465 BEST LAP TIME : 3:40.183 DIFFERENCE : 1.718

LAP	SECTOR 1		SECTOR 2		SECTOR 3		LAP TIME		MPH	DIFF	TIME OF DAY
1 -		34.1	1:56.306	52.6	1:23.753	22.6	5:12.866		50.07	1:32.683	14:34:53.042
2 -	1:37.756	48.9	2:06.947	57.5	1:10.619	67.5	4:55.322	**(3)**	53.05	1:15.139	14:39:48.364
3 -	***1:02.245***	***90.5***	***1:37.887***	69.4	1:00.051	67.3	***3:40.183***	**(1)**	***71.15***		***14:43:28.547***
4 -	1:13.088	76.4	1:41.235	***72.8***	***58.333***	***72.3***	3:52.656	**(2)**	67.34	12.473	14:47:21.203

P13 74 270R Oli PRATT Caterham 270R - Geotechnical Experts Ltd

IDEAL LAP TIME : 3:42.648 BEST LAP TIME : 3:46.317 DIFFERENCE : 3.669

LAP	SECTOR 1		SECTOR 2		SECTOR 3		LAP TIME		MPH	DIFF	TIME OF DAY
1 -		37.8	1:58.690	62.6	1:18.088	36.9	5:00.708		52.10	1:14.391	14:34:40.884
2 -	1:40.860	41.0	2:08.546	59.2	1:11.040	70.0	5:00.446	**(3)**	52.14	1:14.129	14:39:41.330
3 -	***1:03.497***	***90.4***	***1:40.641***	***71.0***	1:02.179	62.6	***3:46.317***	**(1)**	***69.22***		***14:43:27.647***
4 -	1:22.113	83.7	1:41.194	67.9	***58.510***	***70.3***	4:01.817	**(2)**	64.79	15.500	14:47:29.464

P14 8 270R John ISHERWOOD Caterham 270R -

IDEAL LAP TIME : 3:39.566 BEST LAP TIME : 3:40.387 DIFFERENCE : 0.821

LAP	SECTOR 1		SECTOR 2		SECTOR 3		LAP TIME		MPH	DIFF	TIME OF DAY
1 -		34.0	1:56.607	61.0	1:23.414	25.8	5:15.657		49.63	1:35.270	14:34:55.833
2 -	1:38.968	52.0	2:06.003	61.5	1:12.622	66.9	4:57.593	**(3)**	52.64	1:17.206	14:39:53.426
3 -	***1:02.129***	***93.4***	***1:38.130***	68.6	1:00.128	66.5	***3:40.387***	**(1)**	***71.09***		***14:43:33.813***
4 -	1:17.003	73.0	1:42.305	***68.8***	***59.307***	***72.2***	3:58.615	**(2)**	65.66	18.228	14:47:32.428

Weather / Track : Rain / Wet

Spa-Francorchamps
Circuit Length = 4.3520 miles
Start: 14:29 Flag 14:46 End: 14:54

Motul Seven 270R & Avon Tyres Caterham Roadsport Championships

RACE 1 - SECTOR ANALYSIS

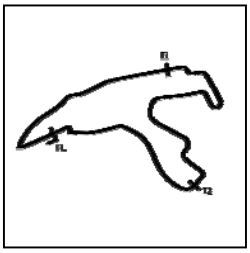

SECTOR 1 = FL to I1, SECTOR 2 = I1 to I2, SECTOR 3 = I2 to FL, DIFF = Difference To Personal Best Lap, P = Crossed Finish Line in Pit Lane, D = Time Disallowed

P15 10 270R James GILMOUR

Caterham 270R -

IDEAL LAP TIME : 3:42.895 BEST LAP TIME : 3:46.135 DIFFERENCE : 3.240

LAP	SECTOR 1		SECTOR 2		SECTOR 3		LAP TIME		MPH	DIFF	TIME OF DAY
1 -		36.2	1:56.941	62.9	1:22.895	28.5	5:13.978		49.89	1:27.843	14:34:54.154
2 -	1:38.385	51.8	2:06.526	60.4	1:12.911	68.7	4:57.822	(3)	52.60	1:11.687	14:39:51.976
3 -	***1:00.800***	***107.5***	1:44.437	***74.1***	1:00.898	69.0	***3:46.135***	**(1)**	***69.28***		***14:43:38.111***
4 -	1:13.318	77.8	***1:43.006***	69.3	***59.089***	***70.4***	3:55.413	(2)	66.55	9.278	14:47:33.524

P16 95 270R Al MELTON

Caterham 270R -

IDEAL LAP TIME : 3:38.967 BEST LAP TIME : 3:39.419 DIFFERENCE : 0.452

LAP	SECTOR 1		SECTOR 2		SECTOR 3		LAP TIME		MPH	DIFF	TIME OF DAY
1 -		36.9	1:58.082	66.2	1:24.507	28.5	5:18.952		49.12	1:39.533	14:34:59.128
2 -	1:41.941	61.2	2:00.927	61.7	1:17.728	53.7	5:00.596	(3)	52.12	1:21.177	14:39:59.724
3 -	***1:02.688***	***98.6***	***1:37.565***	***74.8***	59.166	68.4	***3:39.419***	**(1)**	***71.40***		***14:43:39.143***
4 -	1:13.396	81.4	1:42.610	70.9	***58.714***	***70.1***	3:54.720	(2)	66.74	15.301	14:47:33.863

P17 11 270R Chris MOORE

Caterham 270R - DPR Motorsport

IDEAL LAP TIME : 3:37.601 BEST LAP TIME : 3:41.239 DIFFERENCE : 3.638

LAP	SECTOR 1		SECTOR 2		SECTOR 3		LAP TIME		MPH	DIFF	TIME OF DAY
1 -		37.6	1:56.393	56.0	1:22.533	27.9	5:11.096		50.36	1:29.857	14:34:51.272
2 -	1:38.561	47.5	2:06.853	55.5	1:11.164	62.3	4:56.578	(3)	52.82	1:15.339	14:39:47.850
3 -	***1:01.863***	***98.5***	***1:38.683***	68.1	1:00.693	67.8	***3:41.239***	**(1)**	***70.81***		***14:43:29.089***
4 -	1:29.492	91.1	1:40.927	***70.7***	***57.055***	***73.9***	4:07.474	(2)	63.30	26.235	14:47:36.563

P18 9 270R Jimmy BEVAN

Caterham 270R -

IDEAL LAP TIME : 3:47.433 BEST LAP TIME : 3:51.991 DIFFERENCE : 4.558

LAP	SECTOR 1		SECTOR 2		SECTOR 3		LAP TIME		MPH	DIFF	TIME OF DAY
1 -		39.3	1:56.522	55.7	1:28.831	45.3	5:27.425		47.85	1:35.434	14:35:07.601
2 -	1:43.010	61.7	1:57.425	62.1	1:17.083	67.6	4:57.518	(3)	52.66	1:05.527	14:40:05.119
3 -	***1:07.421***	***87.6***	1:42.052	62.6	1:04.063	***68.6***	3:53.536	(2)	67.08	1.545	14:43:58.655
4 -	1:11.979	80.6	***1:41.069***	***69.6***	***58.943***	***68.6***	***3:51.991***	**(1)**	***67.53***		***14:47:50.646***

P19 76 270R Richard CLEGG

Caterham 270R -

IDEAL LAP TIME : 3:48.713 BEST LAP TIME : 3:49.885 DIFFERENCE : 1.172

LAP	SECTOR 1		SECTOR 2		SECTOR 3		LAP TIME		MPH	DIFF	TIME OF DAY
1 -		39.4	1:58.158	56.5	1:26.343	38.0	5:23.126		48.48	1:33.241	14:35:03.302
2 -	1:44.138	63.9	1:57.358	64.4	1:17.280	59.4	4:58.776	(3)	52.43	1:08.891	14:40:02.078
3 -	***1:06.554***	67.9	***1:41.543***	***69.3***	1:01.788	62.7	***3:49.885***	**(1)**	***68.15***		***14:43:51.963***
4 -	1:14.878	***75.2***	1:43.306	66.3	***1:00.616***	***67.7***	3:58.800	(2)	65.60	8.915	14:47:50.763

P20 28 270R Paul FIELDER

Caterham 270R -

IDEAL LAP TIME : 3:47.329 BEST LAP TIME : 3:49.264 DIFFERENCE : 1.935

LAP	SECTOR 1		SECTOR 2		SECTOR 3		LAP TIME		MPH	DIFF	TIME OF DAY
1 -		39.6	1:58.007	56.8	1:27.838	50.6	5:25.308		48.16	1:36.044	14:35:05.484
2 -	1:42.775	64.6	1:57.542	66.6	1:17.062	66.7	4:57.379	(3)	52.68	1:08.115	14:40:02.863
3 -	***1:06.159***	66.1	***1:41.629***	***70.1***	1:01.476	67.3	***3:49.264***	**(1)**	***68.33***		***14:43:52.127***
4 -	1:16.629	***82.5***	1:42.602	69.7	***59.541***	***72.8***	3:58.772	(2)	65.61	9.508	14:47:50.899

P21 88 270R James MCCALL

Caterham 270R -

IDEAL LAP TIME : 3:44.676 BEST LAP TIME : 3:48.165 DIFFERENCE : 3.489

LAP	SECTOR 1		SECTOR 2		SECTOR 3		LAP TIME		MPH	DIFF	TIME OF DAY
1 -		43.1	1:56.340	62.7	1:29.528	42.7	5:30.871		47.35	1:42.706	14:35:11.047
2 -	1:45.717	64.0	1:54.955	63.8	1:18.013	69.6	4:58.685	(3)	52.45	1:10.520	14:40:09.732
3 -	***1:04.084***	***91.8***	***1:41.376***	62.4	1:02.705	68.0	***3:48.165***	**(1)**	***68.66***		***14:43:57.897***
4 -	1:13.101	75.9	1:42.576	***68.0***	***59.216***	***70.9***	3:54.893	(2)	66.70	6.728	14:47:52.790

Weather / Track : Rain / Wet

Spa-Francorchamps
Circuit Length = 4.3520 miles
Start: 14:29 Flag 14:46 End: 14:54

Motul Seven 270R & Avon Tyres Caterham Roadsport Championships

RACE 1 - SECTOR ANALYSIS

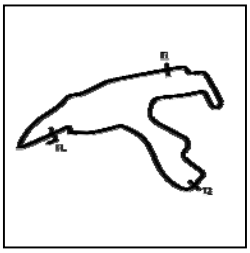

SECTOR 1 = FL to I1, SECTOR 2 = I1 to I2, SECTOR 3 = I2 to FL, DIFF = Difference To Personal Best Lap, P = Crossed Finish Line in Pit Lane, D = Time Disallowed

P22 21 270R Jonny JARRATT — Caterham 270R -

IDEAL LAP TIME : 3:53.131 BEST LAP TIME : 3:55.455 DIFFERENCE : 2.324

LAP	SECTOR 1		SECTOR 2		SECTOR 3		LAP TIME		MPH	DIFF	TIME OF DAY
1 -		39.3	1:58.166	60.2	1:24.966	33.7	5:20.161		48.93	1:24.706	14:35:00.337
2 -	1:42.001	60.2	2:00.298	61.3	1:17.853	52.5	5:00.152	(3)	52.19	1:04.697	14:40:00.489
3 -	***1:03.453***	***85.7***	1:49.400	***67.1***	1:02.602	59.6	***3:55.455***	**(1)**	***66.54***		***14:43:55.944***
4 -	1:18.930	79.6	***1:48.160***	64.4	***1:01.518***	***68.3***	4:08.608	(2)	63.02	13.153	14:48:04.552

P23 63 270R Scott PARKER — Caterham 270R -

IDEAL LAP TIME : 3:52.452 BEST LAP TIME : 3:55.972 DIFFERENCE : 3.520

LAP	SECTOR 1		SECTOR 2		SECTOR 3		LAP TIME		MPH	DIFF	TIME OF DAY
1 -		36.7	1:57.311	54.3	1:29.068	43.9	5:27.245		47.87	1:31.273	14:35:07.421
2 -	1:42.557	66.5	1:57.235	65.4	1:16.601	65.2	4:56.393	(3)	52.86	1:00.421	14:40:03.814
3 -	***1:07.790***	***87.6***	***1:42.637***	61.6	1:05.545	63.7	***3:55.972***	**(1)**	***66.39***		***14:43:59.786***
4 -	1:16.843	70.1	1:46.903	***68.1***	***1:02.025***	***70.7***	4:05.771	(2)	63.74	9.799	14:48:05.557

P24 70 Roadspc Lars Alexander HOFFMANN — Caterham Roadsport -

IDEAL LAP TIME : 3:44.197 BEST LAP TIME : 3:44.197 DIFFERENCE : 0.000

LAP	SECTOR 1		SECTOR 2		SECTOR 3		LAP TIME		MPH	DIFF	TIME OF DAY
1 -		38.3	1:52.308	70.0	1:36.121	48.5	5:42.523		45.74	1:58.326	14:35:22.699
2 -	1:47.622	55.2	1:49.769	64.1	1:23.054	67.7	5:00.445	(3)	52.14	1:16.248	14:40:23.144
3 -	***1:04.975***	***85.1***	***1:39.382***	***72.9***	***59.840***	69.5	***3:44.197***	**(1)**	***69.88***		***14:44:07.341***
4 -	1:12.346	73.5	1:44.227	67.9	1:02.338	***71.7***	3:58.911	(2)	65.57	14.714	14:48:06.252

P25 119 Roadspc Stuart BELL — Caterham Roadsport -

IDEAL LAP TIME : 3:44.555 BEST LAP TIME : 3:44.555 DIFFERENCE : 0.000

LAP	SECTOR 1		SECTOR 2		SECTOR 3		LAP TIME		MPH	DIFF	TIME OF DAY
1 -		37.8	1:51.473	64.5	1:35.263	44.5	5:40.181		46.05	1:55.626	14:35:20.357
2 -	1:46.865	55.1	1:51.660	62.8	1:22.127	67.9	5:00.652	(3)	52.11	1:16.097	14:40:21.009
3 -	***1:04.924***	***97.9***	***1:39.734***	69.6	***59.897***	68.8	***3:44.555***	**(1)**	***69.77***		***14:44:05.564***
4 -	1:14.218	68.8	1:45.942	***72.1***	1:01.729	***70.1***	4:01.889	(2)	64.77	17.334	14:48:07.453

P26 64 270R Neal EVANS — Caterham 270R -

IDEAL LAP TIME : 3:47.375 BEST LAP TIME : 3:47.375 DIFFERENCE : 0.000

LAP	SECTOR 1		SECTOR 2		SECTOR 3		LAP TIME		MPH	DIFF	TIME OF DAY
1 -		48.5	1:55.733	67.5	1:31.514	45.8	5:34.831		46.79	1:47.456	14:35:15.007
2 -	1:45.979	66.6	1:54.037	63.2	1:20.075	69.6	5:00.091	(3)	52.20	1:12.716	14:40:15.098
3 -	***1:04.515***	***98.6***	***1:40.975***	69.3	***1:01.885***	69.9	***3:47.375***	**(1)**	***68.90***		***14:44:02.473***
4 -	1:14.625	82.0	1:48.023	***70.7***	1:02.637	***72.1***	4:05.285	(2)	63.87	17.910	14:48:07.758

P27 142 Roadspc Ben BUCKLEY — Caterham Roadsport -

IDEAL LAP TIME : 3:46.779 BEST LAP TIME : 3:47.924 DIFFERENCE : 1.145

LAP	SECTOR 1		SECTOR 2		SECTOR 3		LAP TIME		MPH	DIFF	TIME OF DAY
1 -		39.1	1:51.832	63.4	1:35.772	50.6	5:41.278		45.90	1:53.354	14:35:21.454
2 -	1:46.626	50.0	1:51.301	62.1	1:22.200	64.4	5:00.127	(3)	52.20	1:12.203	14:40:21.581
3 -	***1:05.502***	***88.6***	***1:40.087***	***70.8***	1:02.335	68.1	***3:47.924***	**(1)**	***68.74***		***14:44:09.505***
4 -	1:11.029	78.9	1:46.895	68.4	***1:01.190***	***68.7***	3:59.114	(2)	65.52	11.190	14:48:08.619

P28 72 270R Mark SMITH — Caterham 270R -

IDEAL LAP TIME : 3:49.554 BEST LAP TIME : 3:51.656 DIFFERENCE : 2.102

LAP	SECTOR 1		SECTOR 2		SECTOR 3		LAP TIME		MPH	DIFF	TIME OF DAY
1 -		42.4	1:56.585	60.0	1:29.834	41.2	5:30.504		47.40	1:38.848	14:35:10.680
2 -	1:44.162	66.7	1:55.453	62.4	1:18.949	***70.3***	4:58.564	(3)	52.47	1:06.908	14:40:09.244
3 -	***1:04.601***	***88.8***	***1:42.178***	67.0	1:04.877	62.8	***3:51.656***	**(1)**	***67.63***		***14:44:00.900***
4 -	1:17.463	71.4	1:48.430	***68.2***	***1:02.775***	70.2	4:08.668	(2)	63.00	17.012	14:48:09.568

Weather / Track : Rain / Wet

Spa-Francorchamps
Circuit Length = 4.3520 miles
Start: 14:29 Flag 14:46 End: 14:54

Motul Seven 270R & Avon Tyres Caterham Roadsport Championships

RACE 1 - SECTOR ANALYSIS

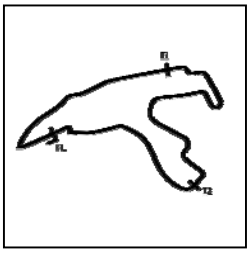

SECTOR 1 = FL to I1, SECTOR 2 = I1 to I2, SECTOR 3 = I2 to FL, DIFF = Difference To Personal Best Lap, P = Crossed Finish Line in Pit Lane, D = Time Disallowed

P29 174 Roadspc Alan VENTERS — Caterham Roadsport -

IDEAL LAP TIME : 3:46.245 BEST LAP TIME : 3:46.245 DIFFERENCE : 0.000

LAP	SECTOR 1		SECTOR 2		SECTOR 3		LAP TIME		MPH	DIFF	TIME OF DAY
1 -		38.0	1:52.252	***71.6***	1:36.028	45.7	5:43.873		45.56	1:57.628	14:35:24.049
2 -	1:47.253	59.9	1:49.826	65.9	1:22.530	66.4	4:59.609	(3)	52.29	1:13.364	14:40:23.658
3 -	***1:05.840***	***89.8***	***1:39.817***	69.3	***1:00.588***	66.9	***3:46.245***	(1)	***69.25***		***14:44:09.903***
4 -	1:11.471	76.7	1:46.717	63.3	1:01.700	***70.3***	3:59.888	(2)	65.31	13.643	14:48:09.791

P30 84 Roadspc Andrew MURGATROYD — Caterham Roadsport -

IDEAL LAP TIME : 3:42.286 BEST LAP TIME : 3:47.668 DIFFERENCE : 5.382

LAP	SECTOR 1		SECTOR 2		SECTOR 3		LAP TIME		MPH	DIFF	TIME OF DAY
1 -		43.7	1:49.390	59.7	1:39.991	56.4	5:53.636		44.30	2:05.968	14:35:33.812
2 -	1:45.097	54.6	1:47.467	63.8	1:23.087	69.1	4:55.651	(3)	52.99	1:07.983	14:40:29.463
3 -	***1:06.481***	80.2	***1:38.176***	72.4	1:03.011	69.0	***3:47.668***	(1)	***68.81***		***14:44:17.131***
4 -	1:17.290	***81.4***	1:38.824	***72.7***	***57.629***	***70.7***	3:53.743	(2)	67.02	6.075	14:48:10.874

P31 164 Roadspc Giuseppe FELET — Caterham Roadsport -

IDEAL LAP TIME : 3:43.844 BEST LAP TIME : 3:47.058 DIFFERENCE : 3.214

LAP	SECTOR 1		SECTOR 2		SECTOR 3		LAP TIME		MPH	DIFF	TIME OF DAY
1 -		40.7	1:49.983	69.1	1:38.273	62.6	5:50.729		44.67	2:03.671	14:35:30.905
2 -	1:45.896	42.1	1:48.729	66.5	1:22.714	65.9	4:57.339	(3)	52.69	1:10.281	14:40:28.244
3 -	***1:05.387***	***78.7***	***1:39.881***	71.2	1:01.790	66.9	***3:47.058***	(1)	***69.00***		***14:44:15.302***
4 -	1:19.702	78.1	1:42.071	***71.5***	***58.576***	***69.8***	4:00.349	(2)	65.18	13.291	14:48:15.651

P32 22 Roadspc Angelos ALVANOS — Caterham Roadsport -

IDEAL LAP TIME : 3:42.780 BEST LAP TIME : 3:47.654 DIFFERENCE : 4.874

LAP	SECTOR 1		SECTOR 2		SECTOR 3		LAP TIME		MPH	DIFF	TIME OF DAY
1 -		43.3	1:49.329	64.3	1:39.761	57.0	5:54.513		44.19	2:06.859	14:35:34.689
2 -	1:46.172	57.6	1:46.555	67.2	1:22.510	70.7	4:55.237	(3)	53.06	1:07.583	14:40:29.926
3 -	***1:05.406***	***84.9***	***1:39.509***	72.0	1:02.739	65.7	***3:47.654***	(1)	***68.82***		***14:44:17.580***
4 -	1:19.098	77.9	1:41.620	***73.7***	***57.865***	***72.2***	3:58.583	(2)	65.66	10.929	14:48:16.163

P33 15 Roadspc Ben LOPEZ-APPLETON — Caterham Roadsport -

IDEAL LAP TIME : 3:47.117 BEST LAP TIME : 3:55.358 DIFFERENCE : 8.241

LAP	SECTOR 1		SECTOR 2		SECTOR 3		LAP TIME		MPH	DIFF	TIME OF DAY
1 -		39.8	1:51.454	***74.1***	1:37.127	41.0	5:45.652		45.32	1:50.294	14:35:25.828
2 -	1:47.069	58.6	1:49.184	67.5	1:22.912	68.5	4:59.165	(3)	52.37	1:03.807	14:40:24.993
3 -	***1:06.053***	***88.8***	1:50.429	61.7	***58.876***	***69.9***	***3:55.358***	(1)	***66.56***		***14:44:20.351***
4 -	1:14.962	77.4	***1:42.188***	71.0	1:00.373	65.0	3:57.523	(2)	65.96	2.165	14:48:17.874

P34 2 Roadspc Andy LEES — Caterham Roadsport -

IDEAL LAP TIME : 3:51.692 BEST LAP TIME : 3:55.469 DIFFERENCE : 3.777

LAP	SECTOR 1		SECTOR 2		SECTOR 3		LAP TIME		MPH	DIFF	TIME OF DAY
1 -		42.1	1:52.750	67.1	1:33.284	48.0	5:37.472		46.42	1:42.003	14:35:17.648
2 -	1:46.631	68.8	1:51.518	60.4	1:22.711	66.6	5:00.860	(3)	52.07	1:05.391	14:40:18.508
3 -	***1:10.881***	81.1	***1:39.398***	***70.1***	1:05.190	64.6	***3:55.469***	(1)	***66.53***		***14:44:13.977***
4 -	1:17.376	***82.7***	1:45.640	66.5	***1:01.413***	***71.5***	4:04.429	(2)	64.09	8.960	14:48:18.406

P35 129 Roadspc Will ROSSETTI — Caterham Roadsport -

IDEAL LAP TIME : 3:44.080 BEST LAP TIME : 3:47.340 DIFFERENCE : 3.260

LAP	SECTOR 1		SECTOR 2		SECTOR 3		LAP TIME		MPH	DIFF	TIME OF DAY
1 -		45.4	1:49.111	68.5	1:39.956	57.2	5:55.225		44.10	2:07.885	14:35:35.401
2 -	1:46.317	56.2	1:46.710	72.7	1:22.263	71.6	4:55.290	(3)	53.05	1:07.950	14:40:30.691
3 -	***1:06.099***	***86.3***	***1:39.633***	***74.9***	1:01.608	68.0	***3:47.340***	(1)	***68.91***		***14:44:18.031***
4 -	1:21.151	75.7	1:41.181	74.5	***58.348***	***72.9***	4:00.680	(2)	65.09	13.340	14:48:18.711

Weather / Track : Rain / Wet

Spa-Francorchamps
Circuit Length = 4.3520 miles
Start: 14:29 Flag 14:46 End: 14:54

Motul Seven 270R & Avon Tyres Caterham Roadsport Championships

RACE 1 - SECTOR ANALYSIS

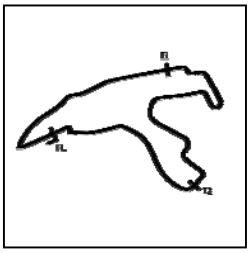

SECTOR 1 = FL to I1, SECTOR 2 = I1 to I2, SECTOR 3 = I2 to FL, DIFF = Difference To Personal Best Lap, P = Crossed Finish Line in Pit Lane, D = Time Disallowed

P36 37 Roadspc Tom BROWN — Caterham Roadsport -

IDEAL LAP TIME : 3:48.900 BEST LAP TIME : 3:51.249 DIFFERENCE : 2.349

LAP	SECTOR 1		SECTOR 2		SECTOR 3		LAP TIME		MPH	DIFF	TIME OF DAY
1 -		44.2	1:50.209	***74.1***	1:39.142	55.6	5:49.604		44.81	1:58.355	14:35:29.780
2 -	1:44.859	55.8	1:49.588	68.1	1:22.837	68.8	4:57.284	**(3)**	52.70	1:06.035	14:40:27.064
3 -	***1:08.102***	***88.5***	***1:40.766***	71.3	1:02.381	68.4	***3:51.249***	**(1)**	***67.75***		***14:44:18.313***
4 -	1:20.397	74.3	1:41.063	72.4	***1:00.032***	***69.0***	4:01.492	**(2)**	64.87	10.243	14:48:19.805

P37 195 Roadspc Tom POWER — Caterham Roadsport - Listers

IDEAL LAP TIME : 3:46.894 BEST LAP TIME : 3:51.096 DIFFERENCE : 4.202

LAP	SECTOR 1		SECTOR 2		SECTOR 3		LAP TIME		MPH	DIFF	TIME OF DAY
1 -		39.4	1:50.589	***74.7***	1:37.446	51.3	5:47.249		45.11	1:56.153	14:35:27.425
2 -	1:46.442	54.4	1:49.294	69.4	1:22.913	68.8	4:58.649	**(3)**	52.46	1:07.553	14:40:26.074
3 -	***1:06.734***	***89.2***	***1:40.092***	69.7	1:04.270	66.1	***3:51.096***	**(1)**	***67.79***		***14:44:17.170***
4 -	1:20.943	81.1	1:48.134	67.3	***1:00.068***	***70.0***	4:09.145	**(2)**	62.88	18.049	14:48:26.315

P38 14 Roadspc Fraser JONES — Caterham Roadsport -

IDEAL LAP TIME : 3:48.480 BEST LAP TIME : 3:50.658 DIFFERENCE : 2.178

LAP	SECTOR 1		SECTOR 2		SECTOR 3		LAP TIME		MPH	DIFF	TIME OF DAY
1 -		44.6	1:48.400	67.2	1:40.253	58.0	5:56.381		43.96	2:05.723	14:35:36.557
2 -	1:48.168	59.1	1:45.989	***67.6***	1:22.231	68.6	4:56.388	**(3)**	52.86	1:05.730	14:40:32.945
3 -	***1:06.268***	***88.7***	***1:42.004***	64.7	1:02.386	68.2	***3:50.658***	**(1)**	***67.92***		***14:44:23.603***
4 -	1:17.713	74.0	1:45.961	61.8	***1:00.208***	***70.5***	4:03.882	**(2)**	64.24	13.224	14:48:27.485

P39 23 270R Andy MORGAN — Caterham 270R -

IDEAL LAP TIME : 4:00.578 BEST LAP TIME : 4:06.307 DIFFERENCE : 5.729

LAP	SECTOR 1		SECTOR 2		SECTOR 3		LAP TIME		MPH	DIFF	TIME OF DAY
1 -		35.9	1:56.316	61.0	1:30.007	43.4	5:29.334		47.57	1:23.027	14:35:09.510
2 -	1:43.250	65.4	1:56.573	62.1	1:19.078	63.5	4:58.901	**(3)**	52.41	52.594	14:40:08.411
3 -	***1:10.192***	***78.6***	***1:46.340***	***64.1***	1:09.775	64.4	***4:06.307***	**(1)**	***63.60***		***14:44:14.718***
4 -	1:22.283	68.8	1:49.941	63.0	***1:04.046***	***68.4***	4:16.270	**(2)**	61.13	9.963	14:48:30.988

P40 57 270R Nilesh PARMAR — Caterham 270R - DPR Motorsport

IDEAL LAP TIME : 3:46.984 BEST LAP TIME : 3:46.984 DIFFERENCE : 0.000

LAP	SECTOR 1		SECTOR 2		SECTOR 3		LAP TIME		MPH	DIFF	TIME OF DAY
1 -		37.2	1:58.160	56.0	1:25.947	38.4	5:21.920		48.66	1:34.936	14:35:02.096
2 -	1:42.127	62.1	1:59.318	63.1	1:17.539	55.7	4:58.984	**(3)**	52.40	1:12.000	14:40:01.080
3 -	***1:05.334***	73.9	***1:41.225***	***68.9***	***1:00.425***	63.6	***3:46.984***	**(1)**	***69.02***		***14:43:48.064***
4 -	1:57.030	***75.1***	1:46.317	65.0	1:00.781	***72.0***	4:44.128	**(2)**	55.14	57.144	14:48:32.192

P41 73 Roadspc Dan CLAYPHAN — Caterham Roadsport -

IDEAL LAP TIME : 3:49.711 BEST LAP TIME : 3:52.836 DIFFERENCE : 3.125

LAP	SECTOR 1		SECTOR 2		SECTOR 3		LAP TIME		MPH	DIFF	TIME OF DAY
1 -		46.2	1:49.465	66.9	1:42.668	65.5	6:00.806		43.42	2:07.970	14:35:40.982
2 -	1:46.831	65.0	1:46.243	63.0	1:22.309	67.6	4:55.383	**(3)**	53.04	1:02.547	14:40:36.365
3 -	***1:07.158***	***91.6***	***1:43.031***	68.0	1:02.647	65.7	***3:52.836***	**(1)**	***67.28***		***14:44:29.201***
4 -	1:14.539	72.9	1:50.976	***68.8***	***59.522***	***71.2***	4:05.037	**(2)**	63.93	12.201	14:48:34.238

P42 190 Roadspc Harry COOK — Caterham Roadsport -

IDEAL LAP TIME : 3:50.106 BEST LAP TIME : 3:51.605 DIFFERENCE : 1.499

LAP	SECTOR 1		SECTOR 2		SECTOR 3		LAP TIME		MPH	DIFF	TIME OF DAY
1 -		48.0	1:49.584	66.7	1:42.909	64.7	6:04.083		43.03	2:12.478	14:35:44.259
2 -	1:46.389	53.0	1:47.637	67.9	1:22.889	62.0	4:56.915	**(3)**	52.76	1:05.310	14:40:41.174
3 -	***1:09.113***	***83.7***	***1:41.084***	***70.3***	1:01.408	66.6	***3:51.605***	**(1)**	***67.64***		***14:44:32.779***
4 -	1:16.018	73.1	1:46.809	68.8	***59.909***	***68.4***	4:02.736	**(2)**	64.54	11.131	14:48:35.515

Weather / Track : Rain / Wet

Spa-Francorchamps
Circuit Length = 4.3520 miles
Start: 14:29 Flag 14:46 End: 14:54

Motul Seven 270R & Avon Tyres Caterham Roadsport Championships

RACE 1 - SECTOR ANALYSIS

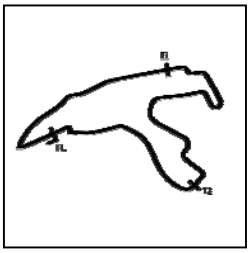

SECTOR 1 = FL to I1, SECTOR 2 = I1 to I2, SECTOR 3 = I2 to FL, DIFF = Difference To Personal Best Lap, P = Crossed Finish Line in Pit Lane, D = Time Disallowed

P43 51 Roadspc Graham DODRIDGE

Caterham Roadsport -

IDEAL LAP TIME : 3:49.852 BEST LAP TIME : 3:50.150 DIFFERENCE : 0.298

LAP	SECTOR 1		SECTOR 2		SECTOR 3		LAP TIME		MPH	DIFF	TIME OF DAY
1 -		55.6	1:50.808	64.3	1:44.717	62.6	6:10.040		42.33	2:19.890	14:35:50.216
2 -	1:41.961	58.5	1:47.722	60.9	1:23.977	57.3	4:53.660	(3)	53.35	1:03.510	14:40:43.876
3 -	***1:08.365***	***88.5***	***1:40.426***	***66.6***	1:01.359	***69.8***	***3:50.150***	**(1)**	***68.07***		***14:44:34.026***
4 -	1:13.745	76.3	1:47.413	65.7	***1:01.061***	59.6	4:02.219	(2)	64.68	12.069	14:48:36.245

P44 49 Roadspc Glenn MOULE

Caterham Roadsport -

IDEAL LAP TIME : 3:51.021 BEST LAP TIME : 3:51.730 DIFFERENCE : 0.709

LAP	SECTOR 1		SECTOR 2		SECTOR 3		LAP TIME		MPH	DIFF	TIME OF DAY
1 -		44.8	1:48.978	72.2	1:42.428	65.1	6:01.835		43.30	2:10.105	14:35:42.011
2 -	1:47.805	54.5	1:47.628	69.7	1:22.474	64.5	4:57.907	(3)	52.59	1:06.177	14:40:39.918
3 -	***1:09.490***	***80.3***	***1:40.743***	65.6	1:01.497	67.5	***3:51.730***	**(1)**	***67.61***		***14:44:31.648***
4 -	1:18.986	69.9	1:46.684	***74.9***	***1:00.788***	***70.4***	4:06.458	(2)	63.57	14.728	14:48:38.106

P45 42 270R Ian FORTESCUE

Caterham 270R -

IDEAL LAP TIME : 3:51.295 BEST LAP TIME : 3:57.593 DIFFERENCE : 6.298

LAP	SECTOR 1		SECTOR 2		SECTOR 3		LAP TIME		MPH	DIFF	TIME OF DAY
1 -		45.0	1:56.322	65.0	1:30.527	48.3	5:32.589		47.10	1:34.996	14:35:12.765
2 -	1:46.382	60.7	1:54.114	66.7	1:18.140	***71.4***	4:58.636	(3)	52.46	1:01.043	14:40:11.401
3 -	***1:05.828***	***96.0***	2:27.646	67.1	1:02.857	68.4	4:36.331	(2)	56.69	38.738	14:44:47.732
4 -	1:12.126	82.1	***1:45.721***	***71.2***	***59.746***	70.7	***3:57.593***	**(1)**	***65.94***		***14:48:45.325***

P46 29 270R Alastair CURREY

Caterham 270R -

IDEAL LAP TIME : 3:53.343 BEST LAP TIME : 3:58.526 DIFFERENCE : 5.183

LAP	SECTOR 1		SECTOR 2		SECTOR 3		LAP TIME		MPH	DIFF	TIME OF DAY
1 -		45.8	1:56.213	64.8	1:30.988	45.2	5:33.829		46.93	1:35.303	14:35:14.005
2 -	1:45.902	61.1	1:54.204	65.7	1:19.740	68.8	4:59.846	(3)	52.25	1:01.320	14:40:13.851
3 -	***1:06.968***	***91.4***	***1:43.195***	***71.9***	1:08.363	63.1	***3:58.526***	**(1)**	***65.68***		***14:44:12.377***
4 -	1:48.898	78.3	1:51.158	68.4	***1:03.180***	***69.6***	4:43.236	(2)	55.31	44.710	14:48:55.613

P47 41 Roadspc Trevor CONWAY

Caterham Roadsport -

IDEAL LAP TIME : 4:02.878 BEST LAP TIME : 4:10.031 DIFFERENCE : 7.153

LAP	SECTOR 1		SECTOR 2		SECTOR 3		LAP TIME		MPH	DIFF	TIME OF DAY
1 -		52.4	1:49.909	***69.0***	1:42.820	68.6	6:05.141		42.90	1:55.110	14:35:45.317
2 -	1:47.350	57.0	***1:48.222***	62.1	1:24.476	64.5	5:00.048	(3)	52.21	50.017	14:40:45.365
3 -	***1:11.280***	***89.9***	1:50.800	64.4	1:07.951	64.0	***4:10.031***	**(1)**	***62.66***		***14:44:55.396***
4 -	1:15.928	80.9	1:54.743	61.1	***1:03.376***	***71.4***	4:14.047	(2)	61.67	4.016	14:49:09.443

P48 53 Roadspc Nicholas SMITH

Caterham Roadsport -

IDEAL LAP TIME : 4:05.976 BEST LAP TIME : 4:10.161 DIFFERENCE : 4.185

LAP	SECTOR 1		SECTOR 2		SECTOR 3		LAP TIME		MPH	DIFF	TIME OF DAY
1 -		51.9	1:49.472	***65.5***	1:44.124	63.6	6:07.300		42.65	1:57.139	14:35:47.476
2 -	1:45.748	56.2	1:49.744	64.0	1:23.485	64.5	4:58.977	(3)	52.40	48.816	14:40:46.453
3 -	***1:13.179***	***82.3***	***1:48.859***	64.9	1:08.123	62.6	***4:10.161***	**(1)**	***62.62***		***14:44:56.614***
4 -	1:17.512	73.3	1:53.554	58.5	***1:03.938***	***68.2***	4:15.004	(2)	61.44	4.843	14:49:11.618

P49 16 Roadspc James CROCKER

Caterham Roadsport -

IDEAL LAP TIME : 4:05.412 BEST LAP TIME : 4:09.301 DIFFERENCE : 3.889

LAP	SECTOR 1		SECTOR 2		SECTOR 3		LAP TIME		MPH	DIFF	TIME OF DAY
1 -		46.8	1:50.347	54.6	1:50.490	54.6	6:20.633		41.16	2:11.332	14:36:00.809
2 -	1:39.064	58.8	1:51.966	62.7	1:21.197	66.6	4:52.227	(3)	53.61	42.926	14:40:53.036
3 -	***1:13.346***	***87.2***	***1:47.348***	***67.7***	1:08.607	66.0	***4:09.301***	**(1)**	***62.84***		***14:45:02.337***
4 -	1:15.968	85.3	1:49.867	60.6	***1:04.718***	***69.6***	4:10.553	(2)	62.53	1.252	14:49:12.890

Weather / Track : Rain / Wet

Spa-Francorchamps
Circuit Length = 4.3520 miles
Start: 14:29 Flag 14:46 End: 14:54

Motul Seven 270R & Avon Tyres Caterham Roadsport Championships

RACE 1 - SECTOR ANALYSIS

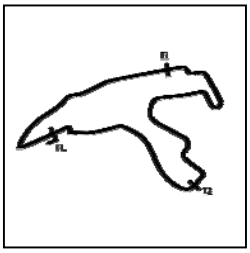

SECTOR 1 = FL to I1, SECTOR 2 = I1 to I2, SECTOR 3 = I2 to FL, DIFF = Difference To Personal Best Lap, P = Crossed Finish Line in Pit Lane, D = Time Disallowed

P50 131 Roadspc Max GAUNT — Caterham Roadsport -

IDEAL LAP TIME : 4:07.427 BEST LAP TIME : 4:09.815 DIFFERENCE : 2.388

LAP	SECTOR 1		SECTOR 2		SECTOR 3		LAP TIME		MPH	DIFF	TIME OF DAY
1 -		56.9	1:50.812	68.0	1:45.487	61.5	6:11.346		42.19	2:01.531	14:35:51.522
2 -	1:42.739	48.6	1:52.523	***69.0***	1:23.066	62.8	4:58.328	(3)	52.51	48.513	14:40:49.850
3 -	***1:15.040***	79.5	***1:47.765***	64.5	1:10.852	67.1	4:13.657	(2)	61.76	3.842	14:45:03.507
4 -	1:16.441	***83.7***	1:48.752	62.9	***1:04.622***	***72.0***	***4:09.815***	(1)	***62.71***		***14:49:13.322***

P51 32 Roadspc Alan THICKETT — Caterham Roadsport -

IDEAL LAP TIME : 4:08.037 BEST LAP TIME : 4:10.081 DIFFERENCE : 2.044

LAP	SECTOR 1		SECTOR 2		SECTOR 3		LAP TIME		MPH	DIFF	TIME OF DAY
1 -		49.3	1:49.456	62.4	1:52.629	48.6	6:23.539		40.84	2:13.458	14:36:03.715
2 -	1:38.513	57.8	1:51.956	61.3	1:22.059	65.5	4:52.528	(3)	53.55	42.447	14:40:56.243
3 -	***1:12.814***	***78.7***	***1:48.377***	63.9	1:08.890	65.4	***4:10.081***	(1)	***62.64***		***14:45:06.324***
4 -	1:16.649	73.9	1:49.952	***65.4***	***1:06.846***	***65.9***	4:13.447	(2)	61.81	3.366	14:49:19.771

P52 133 Roadspc Ryan ERROLL — Caterham Roadsport -

IDEAL LAP TIME : 4:09.334 BEST LAP TIME : 4:13.302 DIFFERENCE : 3.968

LAP	SECTOR 1		SECTOR 2		SECTOR 3		LAP TIME		MPH	DIFF	TIME OF DAY
1 -		53.5	1:50.779	59.5	1:50.335	57.5	6:19.250		41.31	2:05.948	14:35:59.426
2 -	1:38.234	56.0	1:52.559	61.5	1:20.639	57.8	4:51.432	(3)	53.76	38.130	14:40:50.858
3 -	***1:17.072***	***79.8***	***1:47.742***	***65.2***	1:08.488	69.2	***4:13.302***	(1)	***61.85***		***14:45:04.160***
4 -	1:20.777	74.0	1:52.044	62.4	***1:04.520***	***69.6***	4:17.341	(2)	60.88	4.039	14:49:21.501

P53 123 Roadspc Anthony WARNER — Caterham Roadsport -

IDEAL LAP TIME : 4:05.909 BEST LAP TIME : 4:09.292 DIFFERENCE : 3.383

LAP	SECTOR 1		SECTOR 2		SECTOR 3		LAP TIME		MPH	DIFF	TIME OF DAY
1 -		48.8	***1:49.513***	***64.7***	1:55.710	43.4	6:28.031		40.37	2:18.739	14:36:08.207
2 -	1:36.667	52.7	1:55.290	56.6	1:19.694	51.3	4:51.651	(3)	53.72	42.359	14:40:59.858
3 -	***1:11.636***	***78.8***	1:51.634	58.2	1:06.022	64.0	***4:09.292***	(1)	***62.84***		***14:45:09.150***
4 -	1:17.400	76.9	1:52.582	63.6	***1:04.760***	***67.3***	4:14.742	(2)	61.50	5.450	14:49:23.892

P54 13 Roadspc David THORNTON — Caterham Roadsport -

IDEAL LAP TIME : 4:03.104 BEST LAP TIME : 4:03.104 DIFFERENCE : 0.000

LAP	SECTOR 1		SECTOR 2		SECTOR 3		LAP TIME		MPH	DIFF	TIME OF DAY
1 -		47.9	1:51.442	65.2	1:54.503	47.3	6:31.524		40.01	2:28.420	14:36:11.700
2 -	1:36.894	58.2	2:01.861	63.1	1:21.324	50.8	5:00.079	(3)	52.21	56.975	14:41:11.779
3 -	1:12.855	79.9	1:51.078	64.4	1:07.021	68.9	4:10.954	(2)	62.43	7.850	14:45:22.733
4 -	***1:10.933***	***83.2***	***1:48.201***	***68.4***	***1:03.970***	***71.6***	***4:03.104***	(1)	***64.44***		***14:49:25.837***

P55 78 Roadspc Guy BERRYMAN — Caterham Roadsport -

IDEAL LAP TIME : 4:09.281 BEST LAP TIME : 4:12.973 DIFFERENCE : 3.692

LAP	SECTOR 1		SECTOR 2		SECTOR 3		LAP TIME		MPH	DIFF	TIME OF DAY
1 -		53.1	***1:50.504***	63.6	2:01.339	40.0	6:28.158		40.36	2:15.185	14:36:08.334
2 -	1:38.652	54.9	1:57.140	***67.8***	1:21.093	45.8	4:56.885	(3)	52.77	43.912	14:41:05.219
3 -	1:17.811	77.0	1:51.396	64.7	1:07.428	64.0	4:16.635	(2)	61.04	3.662	14:45:21.854
4 -	***1:17.739***	***84.7***	1:54.196	***67.8***	***1:01.038***	***69.1***	***4:12.973***	(1)	***61.93***		***14:49:34.827***

P56 44 Roadspc Andrew SARGENT — Caterham Roadsport -

IDEAL LAP TIME : 4:08.013 BEST LAP TIME : 4:12.017 DIFFERENCE : 4.004

LAP	SECTOR 1		SECTOR 2		SECTOR 3		LAP TIME		MPH	DIFF	TIME OF DAY
1 -		42.8	1:51.173	***65.8***	1:54.232	50.0	6:32.196		39.94	2:20.179	14:36:12.372
2 -	1:37.950	60.0	2:01.660	57.6	1:21.053	55.8	5:00.663	(3)	52.10	48.646	14:41:13.035
3 -	1:19.247	79.6	***1:50.415***	62.7	1:03.708	63.3	4:13.370	(2)	61.83	1.353	14:45:26.405
4 -	***1:14.780***	***83.3***	1:54.419	64.0	***1:02.818***	***67.3***	***4:12.017***	(1)	***62.16***		***14:49:38.422***

Weather / Track : Rain / Wet

Spa-Francorchamps
Circuit Length = 4.3520 miles
Start: 14:29 Flag 14:46 End: 14:54

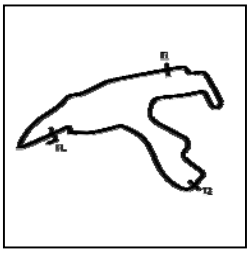

Motul Seven 270R & Avon Tyres Caterham Roadsport Championships

RACE 1 - SECTOR ANALYSIS

SECTOR 1 = FL to I1, SECTOR 2 = I1 to I2, SECTOR 3 = I2 to FL, DIFF = Difference To Personal Best Lap, P = Crossed Finish Line in Pit Lane, D = Time Disallowed

P57 3 270R James MURPHY Caterham 270R - DPR Motorsport

IDEAL LAP TIME : 3:32.260 BEST LAP TIME : 3:32.260 DIFFERENCE : 0.000

LAP	SECTOR 1		SECTOR 2		SECTOR 3		LAP TIME		MPH	DIFF	TIME OF DAY
1 -		37.9	1:56.517	66.7	1:22.411	24.9	5:09.978	(3)	50.54	1:37.718	14:34:50.154
2 -	1:38.413	45.0	2:07.349	56.1	1:11.542	55.1	4:57.304	(2)	52.69	1:25.044	14:39:47.458
3 -	***59.781***	***101.0***	***1:35.926***	***74.8***	***56.553***	***71.3***	***3:32.260***	**(1)**	***73.81***		***14:43:19.718***

P58 12 270R Toby CLOWES Caterham 270R -

IDEAL LAP TIME : 3:37.766 BEST LAP TIME : 3:37.766 DIFFERENCE : 0.000

LAP	SECTOR 1		SECTOR 2		SECTOR 3		LAP TIME		MPH	DIFF	TIME OF DAY
1 -		46.8	1:58.088	62.1	1:20.131	34.2	5:04.646	(3)	51.42	1:26.880	14:34:44.822
2 -	1:39.703	39.2	2:08.311	58.6	1:10.308	***73.1***	4:58.322	(2)	52.51	1:20.556	14:39:43.144
3 -	***1:02.879***	***100.1***	***1:36.455***	***71.4***	***58.432***	68.3	***3:37.766***	**(1)**	***71.94***		***14:43:20.910***

P59 117 Roadspc Gary LAPIDUS Caterham Roadsport -

IDEAL LAP TIME : 4:13.175 BEST LAP TIME : 4:13.175 DIFFERENCE : 0.000

LAP	SECTOR 1		SECTOR 2		SECTOR 3		LAP TIME		MPH	DIFF	TIME OF DAY
1 -		54.3	1:49.771	62.8	1:45.980	57.2	6:09.966	(3)	42.34	1:56.791	14:35:50.142
2 -	1:43.413	55.4	1:51.573	***64.2***	1:22.819	63.4	4:57.805	(2)	52.60	44.630	14:40:47.947
3 -	***1:14.225***	***83.5***	***1:49.158***	62.9	***1:09.792***	***66.1***	***4:13.175***	**(1)**	***61.88***		***14:45:01.122***

P60 69 Roadspc Charlie MIZON Caterham Roadsport -

IDEAL LAP TIME : 4:38.516 BEST LAP TIME : 5:00.435 DIFFERENCE : 21.919

LAP	SECTOR 1		SECTOR 2		SECTOR 3		LAP TIME		MPH	DIFF	TIME OF DAY
1 -		44.7	1:51.112	60.4	1:54.531	***45.8***	6:30.694	(2)	40.10	1:30.259	14:36:10.870
2 -	1:37.060	56.8	2:01.526	58.3	***1:21.849***	42.9	***5:00.435***	**(1)**	***52.14***		***14:41:11.305***
3 -	***1:28.823***	***82.1***	***1:47.844***	***65.8***	IN PIT		4:56.056	**P**	52.92		14:46:07.361

Weather / Track : Rain / Wet

Spa-Francorchamps
Circuit Length = 4.3520 miles
Start: 14:29 Flag 14:46 End: 14:54

Motul Seven 270R & Avon Tyres Caterham Roadsport Championships

RACE 1 - WEATHER CONDITIONS

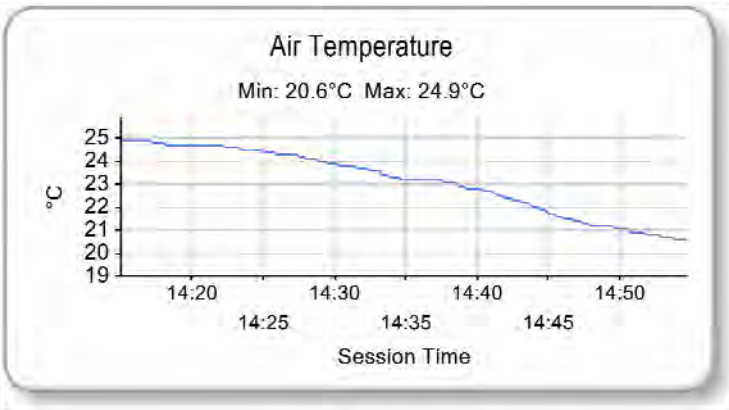

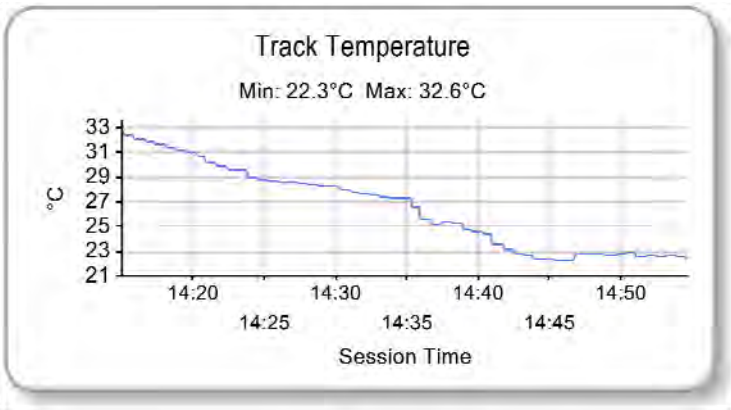

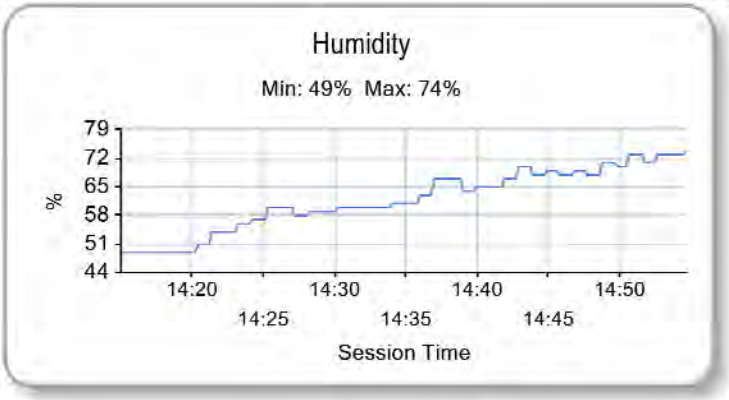

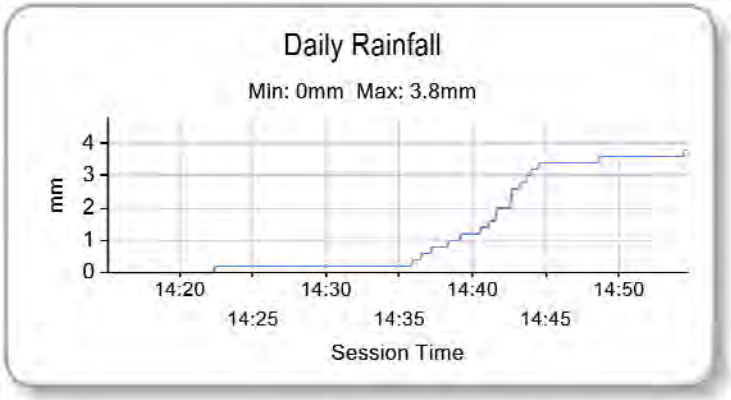

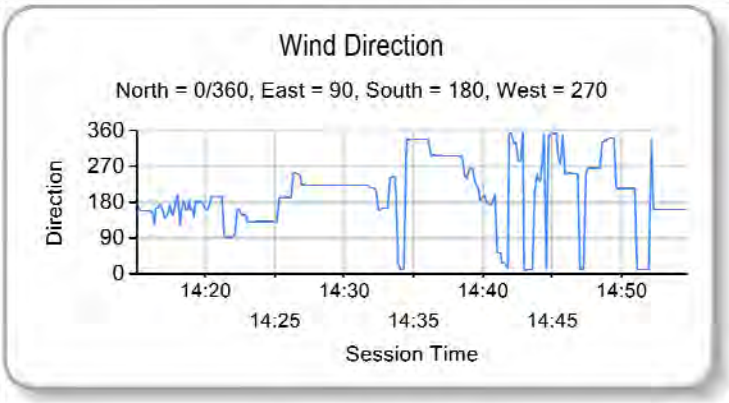

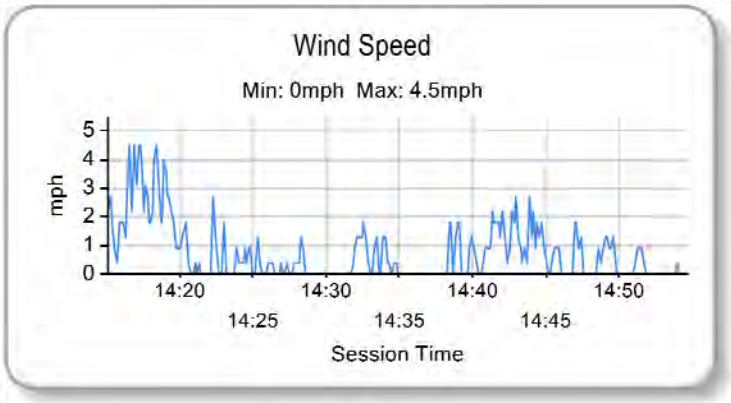

Weather / Track : Rain / Wet

Spa-Francorchamps
Circuit Length = 4.3520 miles
Start: 14:29 Flag 14:46 End: 14:54

Results can be found at www.tsl-timing.com

Printed - 15:07 Saturday, 20 July 2019

Motul Seven 270R & Avon Tyres Caterham Roadsport Championships

RACE 1 - STATISTICS

Competitors Started	60
Planned Start	2019-07-20 @ 14:30:00.000
Actual Start	2019-07-20 @ 14:29:40.175
Finish Time	2019-07-20 @ 14:46:51.141
Track Length	4.3520mi.
Total Laps	237
Total Distance Covered	1031.4438mi.

Session Fastest Lap History

NO	CL	NAME	LAP TIME	TIME OF DAY	LAP	VEHICLE
17	270R	**Tom ALLEN**	**4:52.337**	14:34:32.530	1	Caterham 270R
133	Roadsport	**Ryan ERROLL**	**4:51.432**	14:40:50.870	2	Caterham Roadsport
17	270R	**Tom ALLEN**	**3:34.749**	14:43:09.382	3	Caterham 270R
25	270R	**Neil FRASER**	**3:34.583**	14:43:12.312	3	Caterham 270R
3	270R	**James MURPHY**	**3:32.260**	14:43:19.727	3	Caterham 270R

Session Leader History

NO	CL	NAME	FROM LAP	LAPS LED	DISTANCE	VEHICLE
17	270R	**Tom ALLEN**	1	1	4.27 miles	Caterham 270R
79	270R	**Lewis THOMPSON**	2	1	4.35 miles	Caterham 270R
17	270R	**Tom ALLEN**	3	2	8.70 miles	Caterham 270R

Flag History

TYPE	TIME OF DAY
GREEN	14:29:40.175
SAFETY	14:29:41.239
GREEN	14:39:32.506
FINISH	14:46:51.141

Flag Statistics

TYPE	COUNT	TOTAL LAPS	TOTAL TIME
Green	2	3	15:11.973
Red	0	0	0.000
Safety Car	1	1	9:51.266
FCY	0	0	0.000

Spa-Francorchamps
Circuit Length = 4.3520 miles
Start: 14:29 Flag 14:46 End: 14:54

Weather / Track : Rain / Wet

These results are provisional until the conclusion of any judicial and technical matters.

Motul Seven 270R & Avon Tyres Caterham Roadsport Championships

RACE 1 - STATISTICS

CLASS : 270R

31 Starters

Fastest Lap History

NO	NAME	LAP TIME	TIME OF DAY	LAP	VEHICLE
17	**Tom ALLEN**	**4:52.337**	14:34:32.530	1	Caterham 270R
17	**Tom ALLEN**	**3:34.749**	14:43:09.382	3	Caterham 270R
25	**Neil FRASER**	**3:34.583**	14:43:12.312	3	Caterham 270R
3	**James MURPHY**	**3:32.260**	14:43:19.727	3	Caterham 270R

Leader History

NO	NAME	FROM LAP	LAPS LED	DISTANCE	VEHICLE
17	**Tom ALLEN**	1	1	4.27 miles	Caterham 270R
79	**Lewis THOMPSON**	2	1	4.35 miles	Caterham 270R
17	**Tom ALLEN**	3	2	8.70 miles	Caterham 270R

Spa-Francorchamps

Weather / Track : Rain / Wet

Circuit Length = 4.3520 miles

These results are provisional until the conclusion of any judicial and technical matters.

Start: 14:29 Flag 14:46 End: 14:54

Motul Seven 270R & Avon Tyres Caterham Roadsport Championships

RACE 1 - STATISTICS

CLASS : Roadsport

29 Starters

Fastest Lap History

NO	NAME	LAP TIME	TIME OF DAY	LAP	VEHICLE
2	**Andy LEES**	**5:37.472**	14:35:17.661	1	Caterham Roadsport
2	**Andy LEES**	**5:00.860**	14:40:18.517	2	Caterham Roadsport
119	**Stuart BELL**	**5:00.652**	14:40:21.018	2	Caterham Roadsport
142	**Ben BUCKLEY**	**5:00.127**	14:40:21.591	2	Caterham Roadsport
174	**Alan VENTERS**	**4:59.609**	14:40:23.662	2	Caterham Roadsport
15	**Ben LOPEZ-APPLETON**	**4:59.165**	14:40:25.003	2	Caterham Roadsport
195	**Tom POWER**	**4:58.649**	14:40:26.083	2	Caterham Roadsport
37	**Tom BROWN**	**4:57.284**	14:40:27.073	2	Caterham Roadsport
84	**Andrew MURGATROYD**	**4:55.651**	14:40:29.473	2	Caterham Roadsport
22	**Angelos ALVANOS**	**4:55.237**	14:40:29.935	2	Caterham Roadsport
51	**Graham DODRIDGE**	**4:53.660**	14:40:43.888	2	Caterham Roadsport
133	**Ryan ERROLL**	**4:51.432**	14:40:50.870	2	Caterham Roadsport
119	**Stuart BELL**	**3:44.555**	14:44:05.574	3	Caterham Roadsport
70	**Lars Alexander HOFFMANN**	**3:44.197**	14:44:07.350	3	Caterham Roadsport

Leader History

NO	NAME	FROM LAP	LAPS LED	DISTANCE	VEHICLE
2	**Andy LEES**	1	2	8.62 miles	Caterham Roadsport
119	**Stuart BELL**	3	1	4.35 miles	Caterham Roadsport
70	**Lars Alexander HOFFMANN**	4	1	4.35 miles	Caterham Roadsport

Spa-Francorchamps

Weather / Track : Rain / Wet

Circuit Length = 4.3520 miles

These results are provisional until the conclusion of any judicial and technical matters.

Start: 14:29 Flag 14:46 End: 14:54

Motul Seven 270R & Avon Tyres Caterham Roadsport Championships

RACE 1 - RED FLAG STOP - INFORMATION SHEET

POS	NO	CL	PIC	NAME	ENTRY	LAPS	TIME	GAP	DIFF	MPH	BEST	ON
1	**17**	270R	1	Tom ALLEN	Caterham 270R -	**5**	20:44.201			62.74	**3:33.235**	5
2	**77**	270R	2	Daniel FRENCH	Caterham 270R -	**5**	20:48.540	**4.339**	4.339	62.52	**3:31.248**	5
3	**79**	270R	3	Lewis THOMPSON	Caterham 270R - DW Motorsport	**5**	20:51.132	**6.931**	2.592	62.39	**3:35.741**	3
4	**36**	270R	4	Daniel HALSTEAD	Caterham 270R - DPR Motorsport	**5**	20:52.328	**8.127**	1.196	62.33	**3:34.180**	5
5	**80**	270R	5	Matt SHEPPARD	Caterham 270R -	**5**	20:55.549	**11.348**	3.221	62.17	**3:34.974**	5
6	**25**	270R	6	Neil FRASER	Caterham 270R -	**5**	20:56.149	**11.948**	0.600	62.14	**3:34.583**	3
7	**19**	270R	7	Graham MACDONALD	Caterham 270R -	**5**	21:03.646	**19.445**	7.497	61.77	**3:35.563**	3
8	**6**	270R	8	Justin HEAP	Caterham 270R -	**5**	21:07.465	**23.264**	3.819	61.58	**3:36.435**	5
9	**68**	270R	9	Simon GOODWIN	Caterham 270R -	**5**	21:10.460	**26.259**	2.995	61.44	**3:33.582**	5
10	**5**	270R	10	Gregory MONKS	Caterham 270R -	**5**	21:11.590	**27.389**	1.130	61.38	**3:33.545**	5
11	**33**	270R	11	Matthew CREAK	Caterham 270R - Team CRC Transport Limited	**5**	21:22.796	**38.595**	11.206	60.85	**3:40.183**	3
12	**86**	270R	12	James DE LUSIGNAN	Caterham 270R -	**5**	21:24.784	**40.583**	1.988	60.75	**3:39.324**	3
13	**74**	270R	13	Oli PRATT	Caterham 270R - Geotechnical Experts Ltd	**5**	21:29.475	**45.274**	4.691	60.53	**3:40.187**	5
14	**10**	270R	14	James GILMOUR	Caterham 270R -	**5**	21:30.676	**46.475**	1.201	60.48	**3:37.328**	5
15	**8**	270R	15	John ISHERWOOD	Caterham 270R -	**5**	21:33.935	**49.734**	3.259	60.32	**3:40.387**	3
16	**95**	270R	16	Al MELTON	Caterham 270R -	**5**	21:34.483	**50.282**	0.548	60.30	**3:39.419**	3
17	**11**	270R	17	Chris MOORE	Caterham 270R - DPR Motorsport	**5**	21:37.460	**53.259**	2.977	60.16	**3:41.073**	5
18	**28**	270R	18	Paul FIELDER	Caterham 270R -	**5**	21:50.300	**1:06.099**	12.840	59.57	**3:39.577**	5
19	**9**	270R	19	Jimmy BEVAN	Caterham 270R -	**5**	21:53.112	**1:08.911**	2.812	59.44	**3:42.642**	5
20	**76**	270R	20	Richard CLEGG	Caterham 270R -	**5**	21:53.376	**1:09.175**	0.264	59.43	**3:42.789**	5
21	**88**	270R	21	James MCCALL	Caterham 270R -	**5**	21:54.878	**1:10.677**	1.502	59.36	**3:42.264**	5
22	**70**	Roadsp	1	Lars Alexander HOFFMANN	Caterham Roadsport -	**5**	22:09.397	**1:25.196**	14.519	58.72	**3:43.321**	5
23	**21**	270R	22	Jonny JARRATT	Caterham 270R -	**5**	22:15.839	**1:31.638**	6.442	58.43	**3:51.463**	5
24	**63**	270R	23	Scott PARKER	Caterham 270R -	**5**	22:16.517	**1:32.316**	0.678	58.40	**3:51.136**	5
25	**64**	270R	24	Neal EVANS	Caterham 270R -	**5**	22:17.551	**1:33.350**	1.034	58.36	**3:47.375**	3
26	**142**	Roadsp	2	Ben BUCKLEY	Caterham Roadsport -	**5**	22:17.888	**1:33.687**	0.337	58.34	**3:47.924**	3
27	**119**	Roadsp	3	Stuart BELL	Caterham Roadsport -	**5**	22:18.368	**1:34.167**	0.480	58.32	**3:44.555**	3
28	**22**	Roadsp	4	Angelos ALVANOS	Caterham Roadsport -	**5**	22:18.762	**1:34.561**	0.394	58.30	**3:42.775**	5
29	**84**	Roadsp	5	Andrew MURGATROYD	Caterham Roadsport -	**5**	22:19.014	**1:34.813**	0.252	58.29	**3:47.668**	3
30	**15**	Roadsp	6	Ben LOPEZ-APPLETON	Caterham Roadsport -	**5**	22:19.667	**1:35.466**	0.653	58.26	**3:41.969**	5
31	**174**	Roadsp	7	Alan VENTERS	Caterham Roadsport -	**5**	22:19.916	**1:35.715**	0.249	58.25	**3:46.245**	3
32	**129**	Roadsp	8	Will ROSSETTI	Caterham Roadsport -	**5**	22:20.163	**1:35.962**	0.247	58.24	**3:41.628**	5
33	**72**	270R	25	Mark SMITH	Caterham 270R -	**5**	22:22.282	**1:38.081**	2.119	58.15	**3:51.656**	3
34	**164**	Roadsp	9	Giuseppe FELET	Caterham Roadsport -	**5**	22:23.172	**1:38.971**	0.890	58.11	**3:47.058**	3
35	**2**	Roadsp	10	Andy LEES	Caterham Roadsport -	**5**	22:24.806	**1:40.605**	1.634	58.04	**3:46.576**	5
36	**37**	Roadsp	11	Tom BROWN	Caterham Roadsport -	**5**	22:26.321	**1:42.120**	1.515	57.98	**3:46.692**	5
37	**195**	Roadsp	12	Tom POWER	Caterham Roadsport - Listers	**5**	22:34.972	**1:50.771**	8.651	57.61	**3:48.833**	5
38	**14**	Roadsp	13	Fraser JONES	Caterham Roadsport -	**5**	22:35.637	**1:51.436**	0.665	57.58	**3:48.328**	5
39	**190**	Roadsp	14	Harry COOK	Caterham Roadsport -	**5**	22:38.159	**1:53.958**	2.522	57.47	**3:42.820**	5
40	**57**	270R	26	Nilesh PARMAR	Caterham 270R - DPR Motorsport	**5**	22:40.235	**1:56.034**	2.076	57.38	**3:46.984**	3
41	**51**	Roadsp	15	Graham DODRIDGE	Caterham Roadsport -	**5**	22:42.568	**1:58.367**	2.333	57.29	**3:46.499**	5
42	**23**	270R	27	Andy MORGAN	Caterham 270R -	**5**	22:53.009	**2:08.808**	10.441	56.85	**4:02.197**	5
43	**73**	Roadsp	16	Dan CLAYPHAN	Caterham Roadsport -	**5**	22:54.484	**2:10.283**	1.475	56.79	**3:52.836**	3
44	**49**	Roadsp	17	Glenn MOULE	Caterham Roadsport -	**5**	22:55.498	**2:11.297**	1.014	56.75	**3:51.730**	3
45	**42**	270R	28	Ian FORTESCUE	Caterham 270R -	**5**	23:02.451	**2:18.250**	6.953	56.46	**3:57.302**	5
46	**29**	270R	29	Alastair CURREY	Caterham 270R -	**5**	23:31.977	**2:47.776**	29.526	55.28	**3:58.526**	3
47	**131**	Roadsp	18	Max GAUNT	Caterham Roadsport -	**5**	23:32.479	**2:48.278**	0.502	55.26	**3:59.333**	5
48	**16**	Roadsp	19	James CROCKER	Caterham Roadsport -	**5**	23:38.051	**2:53.850**	5.572	55.04	**4:05.337**	5
49	**41**	Roadsp	20	Trevor CONWAY	Caterham Roadsport -	**5**	23:43.253	**2:59.052**	5.202	54.84	**4:10.031**	3
50	**53**	Roadsp	21	Nicholas SMITH	Caterham Roadsport -	**5**	23:44.394	**3:00.193**	1.141	54.80	**4:10.161**	3
51	**32**	Roadsp	22	Alan THICKETT	Caterham Roadsport -	**5**	23:50.470	**3:06.269**	6.076	54.57	**4:10.081**	3
52	**133**	Roadsp	23	Ryan ERROLL	Caterham Roadsport -	**5**	23:56.807	**3:12.606**	6.337	54.33	**4:13.302**	3
53	**123**	Roadsp	24	Anthony WARNER	Caterham Roadsport -	**5**	23:58.119	**3:13.918**	1.312	54.28	**4:09.292**	3
54	**13**	Roadsp	25	David THORNTON	Caterham Roadsport -	**4**	19:45.661	**1 Lap**	1 Lap	52.62	**4:03.104**	4
55	**78**	Roadsp	26	Guy BERRYMAN	Caterham Roadsport -	**4**	19:54.651	**1 Lap**	8.990	52.22	**4:12.973**	4
56	**44**	Roadsp	27	Andrew SARGENT	Caterham Roadsport -	**4**	19:58.246	**1 Lap**	3.595	52.07	**4:12.017**	4
57	**3**	270R	30	James MURPHY	Caterham 270R - DPR Motorsport	**3**	13:39.542	**2 Laps**	1 Lap	57.01	**3:32.260**	3
58	**12**	270R	31	Toby CLOWES	Caterham 270R -	**3**	13:40.734	**2 Laps**	1.192	56.93	**3:37.766**	3
59	**117**	Roadsp	28	Gary LAPIDUS	Caterham Roadsport -	**3**	15:20.946	**2 Laps**	1:40.212	50.73	**4:13.175**	3
60	**69**	Roadsp	29	Charlie MIZON	Caterham Roadsport -	**3**	16:27.185	**2 Laps**	1:06.239	47.33	**5:00.435**	2

FASTEST LAP

77	270R	Daniel FRENCH	Caterham 270R -	**5**	3:31.248	74.16 mph	119.35 kph
129	Roadsp	Will ROSSETTI	Caterham Roadsport -	**5**	3:41.628	70.69 mph	113.76 kph

***Car 79 - Not running at the showing of the red flag**

Spa-Francorchamps

Weather / Track : Rain / Wet

Circuit Length = 4.3520 miles

These results are provisional until the conclusion of any judicial and technical matters.

Start: 14:29 Flag 00:00 End: 14:59

Clerk Of Course :	Steward :	Timekeeper :

Results can be found at www.tsl-timing.com

Printed - 18:32 Saturday, 20 July 2019

Motul Seven 270R & Avon Tyres Caterham Roadsport Championships

RACE 2 - GRID (30 minutes) - FINAL AMENDED 2

ROW 31	61	69 Charlie MIZON	62	99 Gideon WILKINSON
ROW 30	59	44 Andrew SARGENT	60	117 Gary LAPIDUS
ROW 29	57	13 David THORNTON	58	78 Guy BERRYMAN
ROW 28	55	133 Ryan ERROLL	56	123 Anthony WARNER
ROW 27	53	131 Max GAUNT	54	32 Alan THICKETT
ROW 26	51	53 Nicholas SMITH	52	16 James CROCKER
ROW 25	49	49 Glenn MOULE	50	41 Trevor CONWAY
ROW 24	47	190 Harry COOK	48	51 Graham DODRIDGE
ROW 23	45	14 Fraser JONES	46	73 Dan CLAYPHAN
ROW 22	43	195 Tom POWER	44	22 Angelos ALVANOS
ROW 21	41	129 Will ROSSETTI	42	37 Tom BROWN
ROW 20	39	15 Ben LOPEZ-APPLETON	40	2 Andy LEES
ROW 19	37	84 Andrew MURGATROYD	38	164 Giuseppe FELET
ROW 18	35	142 Ben BUCKLEY	36	174 Alan VENTERS
ROW 17	33	70 Lars Alexander HOFFMANN	34	119 Stuart BELL
ROW 16				
ROW 15	29	79 Lewis THOMPSON	30	3 James MURPHY
ROW 14	27	42 Ian FORTESCUE	28	29 Alastair CURREY
ROW 13	25	23 Andy MORGAN	26	57 Nilesh PARMAR
ROW 12	23	64 Neal EVANS	24	72 Mark SMITH
ROW 11	21	21 Jonny JARRATT	22	63 Scott PARKER
ROW 10	19	28 Paul FIELDER	20	88 James MCCALL
ROW 9	17	9 Jimmy BEVAN	18	76 Richard CLEGG
ROW 8	15	95 Al MELTON	16	11 Chris MOORE
ROW 7	13	8 John ISHERWOOD	14	10 James GILMOUR
ROW 6	11	33 Matthew CREAK	12	74 Oli PRATT
ROW 5	9	68 Simon GOODWIN	10	5 Gregory MONKS
ROW 4	7	86 James DE LUSIGNAN	8	6 Justin HEAP
ROW 3	5	80 Matt SHEPPARD	6	19 Graham MACDONALD
ROW 2	3	77 Daniel FRENCH	4	36 Daniel HALSTEAD
ROW 1	1	17 Tom ALLEN	2	25 Neil FRASER

Pole

***Car 22 - 5 place grid penalty for overtaking under yellow flag conditions**
***Car 12 - withdrawn**
***Car 99 - permitted to start at the back of the roadsport grid**

Spa-Francorchamps
Circuit Length = 4.3520 miles

Clerk Of Course :	Steward :	Timekeeper :

Results can be found at www.tsl-timing.com

Printed - 08:52 Sunday, 21 July 2019

Motul Seven 270R & Avon Tyres Caterham Roadsport Championships

RACE 2 - CLASSIFICATION - FINAL

POS	NO	CL	PIC	NAME	ENTRY	LAPS	TIME	GAP	DIFF	MPH	BEST	ON
1	19	270R	1	Graham MACDONALD	Caterham 270R -	11	32:36.030			87.96	2:55.990	3
2	80	270R	2	Matt SHEPPARD	Caterham 270R -	11	32:36.204	0.174	0.174	87.95	2:54.108	9
3	6	270R	3	Justin HEAP	Caterham 270R -	11	32:36.527	0.497	0.323	87.94	2:55.072	6
4	77	270R	4	Daniel FRENCH	Caterham 270R -	11	32:36.817	0.787	0.290	87.93	2:55.913	6
5	5	270R	5	Gregory MONKS	Caterham 270R -	11	32:36.872	0.842	0.055	87.92	2:55.240	7
6	86	270R	6	James DE LUSIGNAN	Caterham 270R -	11	32:36.890	0.860	0.018	87.92	2:54.522	9
7	25	270R	7	Neil FRASER	Caterham 270R -	11	32:37.279	1.249	0.389	87.91	2:55.673	6
8	17	270R	8	Tom ALLEN	Caterham 270R -	11	32:37.340	1.310	0.061	87.90	2:56.017	6
9	36	270R	9	Daniel HALSTEAD	Caterham 270R - DPR Motorsport	11	32:37.717	1.687	0.377	87.89	2:55.624	8
10	74	270R	10	Oli PRATT	Caterham 270R - Geotechnical Experts Ltd	11	32:38.239	2.209	0.522	87.86	2:54.607	9
11	33	270R	11	Matthew CREAK	Caterham 270R - Team CRC Transport Limited	11	32:38.270	2.240	0.031	87.86	2:55.729	10
12	3	270R	12	James MURPHY	Caterham 270R - DPR Motorsport	11	32:38.740	2.710	0.470	87.84	2:55.882	4
13	23	270R	13	Andy MORGAN	Caterham 270R -	11	32:39.113	3.083	0.373	87.82	2:55.365	9
14	11	270R	14	Chris MOORE	Caterham 270R - DPR Motorsport	11	32:39.357	3.327	0.244	87.81	2:55.878	8
15	8	270R	15	John ISHERWOOD	Caterham 270R -	11	32:49.944	13.914	10.587	87.34	2:56.520	4
16	88	270R	16	James MCCALL	Caterham 270R -	11	32:56.181	20.151	6.237	87.07	2:57.661	7
17	57	270R	17	Nilesh PARMAR	Caterham 270R - DPR Motorsport	11	32:56.545	20.515	0.364	87.05	2:57.535	3
18	95	270R	18	Al MELTON	Caterham 270R -	11	32:56.818	20.788	0.273	87.04	2:57.532	7
19	9	270R	19	Jimmy BEVAN	Caterham 270R -	11	32:57.183	21.153	0.365	87.02	2:57.405	7
20	21	270R	20	Jonny JARRATT	Caterham 270R -	11	32:57.372	21.342	0.189	87.01	2:57.245	11
21	28	270R	21	Paul FIELDER	Caterham 270R -	11	32:59.640	23.610	2.268	86.91	2:57.602	3
22	42	270R	22	Ian FORTESCUE	Caterham 270R -	11	33:00.001	23.971	0.361	86.90	2:57.519	7
23	72	270R	23	Mark SMITH	Caterham 270R -	11	33:10.214	34.184	10.213	86.45	2:57.822	3
24	64	270R	24	Neal EVANS	Caterham 270R -	11	33:20.822	44.792	10.608	85.99	3:00.000	6
25	63	270R	25	Scott PARKER	Caterham 270R -	11	33:21.165	45.135	0.343	85.98	2:59.128	4
26	29	270R	26	Alastair CURREY	Caterham 270R -	11	33:28.310	52.280	7.145	85.67	2:59.620	2
27	70	Roadsp	1	Lars Alexander HOFFMANN	Caterham Roadsport -	11	33:54.260	1:18.230	25.950	84.58	3:01.133	6
28	190	Roadsp	2	Harry COOK	Caterham Roadsport -	11	33:54.280	1:18.250	0.020	84.58	2:59.369	2
29	119 *	Roadsp	3	Stuart BELL	Caterham Roadsport -	11	33:54.466	1:18.436	0.186	84.57	3:00.978	3
30	174	Roadsp	4	Alan VENTERS	Caterham Roadsport -	11	33:54.562	1:18.532	0.096	84.57	3:00.462	8
31	129	Roadsp	5	Will ROSSETTI	Caterham Roadsport -	11	33:55.261	1:19.231	0.699	84.54	2:58.990	2
32	14	Roadsp	6	Fraser JONES	Caterham Roadsport -	11	34:15.695	1:39.665	20.434	83.70	3:02.153	9
33	73	Roadsp	7	Dan CLAYPHAN	Caterham Roadsport -	11	34:15.931	1:39.901	0.236	83.69	3:01.830	6
34	37	Roadsp	8	Tom BROWN	Caterham Roadsport -	11	34:16.269	1:40.239	0.338	83.67	3:01.239	4
35	131	Roadsp	9	Max GAUNT	Caterham Roadsport -	11	34:16.600	1:40.570	0.331	83.66	3:01.796	6
36	195	Roadsp	10	Tom POWER	Caterham Roadsport - Listers	11	34:17.168	1:41.138	0.568	83.64	3:01.659	5
37	99	Roadsp	11	Gideon WILKINSON	Caterham Roadsport -	11	34:17.423	1:41.393	0.255	83.63	3:00.908	6
38	15	Roadsp	12	Ben LOPEZ-APPLETON	Caterham Roadsport -	11	34:17.773	1:41.743	0.350	83.61	2:59.987	6
39	53	Roadsp	13	Nicholas SMITH	Caterham Roadsport -	11	34:18.270	1:42.240	0.497	83.59	3:01.642	9
40	41	Roadsp	14	Trevor CONWAY	Caterham Roadsport -	11	34:18.440	1:42.410	0.170	83.59	3:01.705	6
41	22	Roadsp	15	Angelos ALVANOS	Caterham Roadsport -	11	34:32.284	1:56.254	13.844	83.03	3:00.516	2
42	69	Roadsp	16	Charlie MIZON	Caterham Roadsport -	11	34:35.888	1:59.858	3.604	82.88	3:03.103	5
43	133	Roadsp	17	Ryan ERROLL	Caterham Roadsport -	11	34:35.979	1:59.949	0.091	82.88	3:02.536	4
44	117	Roadsp	18	Gary LAPIDUS	Caterham Roadsport -	11	34:41.509	2:05.479	5.530	82.66	3:03.915	2
45	78	Roadsp	19	Guy BERRYMAN	Caterham Roadsport -	11	34:44.204	2:08.174	2.695	82.55	3:04.033	6
46	10	270R	27	James GILMOUR	Caterham 270R -	11	34:46.712	2:10.682	2.508	82.45	2:57.232	9
47	32	Roadsp	20	Alan THICKETT	Caterham Roadsport -	11	34:46.897	2:10.867	0.185	82.45	3:04.160	5
48	164	Roadsp	21	Giuseppe FELET	Caterham Roadsport -	11	34:51.651	2:15.621	4.754	82.26	2:59.489	2
49	51	Roadsp	22	Graham DODRIDGE	Caterham Roadsport -	11	35:00.466	2:24.436	8.815	81.91	3:03.671	5
50	49	Roadsp	23	Glenn MOULE	Caterham Roadsport -	11	35:22.580	2:46.550	22.114	81.06	3:04.781	5
51	123 *	Roadsp	24	Anthony WARNER	Caterham Roadsport -	10	32:33.460	1 Lap	1 Lap	80.06	3:08.852	6
52	13	Roadsp	25	David THORNTON	Caterham Roadsport -	10	33:07.002	1 Lap	33.542	78.71	3:11.259	8
53	44	Roadsp	26	Andrew SARGENT	Caterham Roadsport -	10	33:38.587	1 Lap	31.585	77.47	3:15.381	10
					NOT CLASSIFIED							
DNF	76	270R		Richard CLEGG	Caterham 270R -	10	29:59.004	1 Lap		86.93	2:56.640	7
DNF	16	Roadsp		James CROCKER	Caterham Roadsport -	8	25:25.166	3 Laps	2 Laps	82.00	3:03.926	6
DNF	2	Roadsp		Andy LEES	Caterham Roadsport -	7	21:49.420	4 Laps	1 Lap	83.54	3:00.468	2
DNF	142	Roadsp		Ben BUCKLEY	Caterham Roadsport -	7	21:52.408	4 Laps	2.988	83.35	3:00.520	6
DNF	79	270R		Lewis THOMPSON	Caterham 270R - DW Motorsport	6	19:03.049	5 Laps	1 Lap	81.99	2:56.689	3
DNF	68	270R		Simon GOODWIN	Caterham 270R -	5	14:54.840	6 Laps	1 Lap	87.23	2:56.990	4
DNF	84	Roadsp		Andrew MURGATROYD	Caterham Roadsport -	1	4:51.531	10 Laps	4 Laps	52.79		

Weather / Track : Overcast / Dry

Spa-Francorchamps
Circuit Length = 4.3520 miles
Start: 11:30 Flag 12:03 End: 12:07

Clerk Of Course :	Steward :	Timekeeper :

Motul Seven 270R & Avon Tyres Caterham Roadsport Championships

RACE 2 - CLASSIFICATION - FINAL

FASTEST LAP

80	270R	Matt SHEPPARD	Caterham 270R -	**9**	2:54.108	89.98 mph	144.82 kph
129	Roadsp	Will ROSSETTI	Caterham Roadsport -	**2**	2:58.990	87.53 mph	140.87 kph

*** Car 119 - 0.3 seconds added to race time for gaining an advantage**
*** Car 123 - Reinstated**

Weather / Track : Overcast / Dry

Spa-Francorchamps
Circuit Length = 4.3520 miles
Start: 11:30 Flag 12:03 End: 12:07

Clerk Of Course :	Steward :	Timekeeper :

Motul Seven 270R & Avon Tyres Caterham Roadsport Championships

RACE 2 - LAP CHART

LAP 1		@ 11:33:36.423	LAP 2		@ 11:36:35.855	LAP 3		@ 11:39:32.989	LAP 4		@ 11:42:29.989	LAP 5		@ 11:45:27.306
NO	BEHIND	LAP TIME	NO	BEHIND	LAP TIME	NO	BEHIND	LAP TIME	NO	BEHIND	LAP TIME	NO	BEHIND	LAP TIME
36		3:00.111	**25**		2:57.891	**19**		2:55.990	**17**		2:56.751	**17**		2:57.317
17	0.149	3:00.260	**36**	0.179	2:59.611	**17**	0.249	2:56.146	**77**	0.688	2:57.154	**19**	0.406	2:56.930
77	0.442	3:00.553	**77**	0.415	2:59.405	**77**	0.534	2:57.253	**19**	0.793	2:57.793	**77**	0.710	2:57.339
6	0.684	3:00.795	**6**	0.940	2:59.688	**36**	0.956	2:57.911	**6**	1.365	2:56.795	**6**	1.123	2:57.075
19	0.943	3:01.054	**19**	1.144	2:59.633	**6**	1.570	2:57.764	**86**	1.496	2:56.506	**25**	1.747	2:57.276
86	1.384	3:01.495	**17**	1.237	3:00.520	**25**	1.632	2:58.766	**36**	1.559	2:57.603	**33**	3.169	2:58.547
25	1.541	3:01.652	**86**	1.513	2:59.561	**86**	1.990	2:57.611	**25**	1.788	2:57.156	**3**	3.444	2:58.645
5	1.694	3:01.805	**68**	2.059	2:59.415	**33**	2.410	2:57.362	**33**	1.939	2:56.529	**11**	3.501	2:57.327
68	2.076	3:02.187	**33**	2.182	2:59.323	**5**	2.626	2:57.249	**3**	2.116	2:55.882	**80**	3.677	2:57.427
33	2.291	3:02.402	**5**	2.511	3:00.249	**68**	2.879	2:57.954	**68**	2.869	2:56.990	**68**	3.846	2:58.294
74	2.464	3:02.575	**74**	2.848	2:59.816	**3**	3.234	2:56.871	**11**	3.491	2:56.921	**5**	4.094	2:57.426
80	3.180	3:03.291	**11**	2.887	2:58.329	**11**	3.570	2:57.817	**80**	3.567	2:56.198	**86**	4.257	3:00.078
11	3.990	3:04.101	**80**	3.196	2:59.448	**74**	3.704	2:57.990	**5**	3.985	2:58.359	**36**	4.302	3:00.060
76	4.263	3:04.374	**3**	3.497	2:56.886	**23**	4.218	2:57.211	**74**	4.097	2:57.393	**23**	4.445	2:57.492
9	5.168	3:05.279	**76**	3.889	2:59.058	**80**	4.369	2:58.307	**23**	4.270	2:57.052	**74**	4.463	2:57.683
8	5.514	3:05.625	**23**	4.141	2:57.732	**79**	4.401	2:56.689	**79**	4.385	2:56.984	**79**	4.896	2:57.828
10	5.594	3:05.705	**9**	4.461	2:58.725	**10**	4.875	2:57.268	**8**	5.289	2:56.520	**8**	4.911	2:56.939
23	5.841	3:05.952	**10**	4.741	2:58.579	**9**	5.349	2:58.022	**9**	7.820	2:59.471	**88**	10.669	2:59.297
3	6.043	3:06.154	**79**	4.846	2:57.638	**8**	5.769	2:57.818	**88**	8.689	2:58.977	**76**	11.028	2:59.516
88	6.449	3:06.560	**8**	5.085	2:59.003	**76**	6.426	2:59.671	**76**	8.829	2:59.403	**57**	11.849	3:00.230
79	6.640	3:06.751	**88**	5.790	2:58.773	**88**	6.712	2:58.056	**57**	8.936	2:58.803	**9**	12.492	3:01.989
21	7.347	3:07.458	**21**	6.294	2:58.379	**21**	7.066	2:57.906	**21**	9.366	2:59.300	**21**	12.716	3:00.667
57	7.504	3:07.615	**57**	6.732	2:58.660	**57**	7.133	2:57.535	**42**	10.932	2:57.863	**28**	13.006	2:59.214
72	9.203	3:09.314	**28**	8.428	2:58.254	**28**	8.896	2:57.602	**28**	11.109	2:59.213	**42**	13.509	2:59.894
64	9.268	3:09.379	**72**	9.055	2:59.284	**72**	9.743	2:57.822	**72**	12.758	3:00.015	**72**	16.803	3:01.362
28	9.606	3:09.717	**42**	9.483	2:58.685	**42**	10.069	2:57.720	**95**	16.699	2:58.757	**95**	17.466	2:58.084
42	10.230	3:10.341	**64**	10.336	3:00.500	**95**	14.942	2:57.853	**64**	18.596	3:00.069	**63**	21.980	3:00.388
63	10.251	3:10.362	**29**	10.743	2:59.620	**64**	15.527	3:02.325	**63**	18.909	2:59.128	**64**	22.314	3:01.035
29	10.555	3:10.666	**63**	12.495	3:01.676	**29**	16.085	3:02.476	**29**	20.022	3:00.937	**29**	22.716	3:00.011
95	12.741	3:12.852	**95**	14.223	3:00.914	**63**	16.781	3:01.420	**10**	41.694	3:33.819 **P**	**119**	51.154	3:01.620
119	34.419	3:34.530	**70**	37.062	3:01.277	**142**	41.439	3:00.991	**119**	46.851	3:01.969	**70**	51.480	3:01.407
70	35.217	3:35.328	**142**	37.582	3:00.984	**15**	41.739	3:01.109	**142**	47.302	3:02.863	**142**	52.197	3:02.212
142	36.030	3:36.141	**15**	37.764	3:00.583	**119**	41.882	3:00.978	**70**	47.390	3:02.181	**190**	52.639	3:02.102
15	36.613	3:36.724	**119**	38.038	3:03.051	**70**	42.209	3:02.281	**190**	47.854	3:00.718	**2**	52.783	3:02.009
2	37.109	3:37.220	**2**	38.145	3:00.468	**2**	42.936	3:01.925	**15**	47.984	3:03.245	**174**	53.157	3:01.360
22	37.379	3:37.490	**22**	38.463	3:00.516	**164**	43.927	3:01.968	**2**	48.091	3:02.155	**129**	53.553	3:02.240
174	38.315	3:38.426	**164**	39.093	2:59.489	**190**	44.136	3:01.959	**22**	48.487	3:01.034	**22**	53.603	3:02.433
164	39.036	3:39.147	**190**	39.311	2:59.369	**22**	44.453	3:03.124	**129**	48.630	3:00.914	**15**	53.731	3:03.064
190	39.374	3:39.485	**174**	39.700	3:00.817	**129**	44.716	3:02.080	**174**	49.114	3:00.995	**37**	1:00.442	3:02.075
129	40.212	3:40.323	**129**	39.770	2:58.990	**174**	45.119	3:02.553	**37**	55.684	3:01.239	**195**	1:01.079	3:01.659
73	40.824	3:40.935	**195**	44.030	3:01.714	**14**	50.566	3:02.789	**14**	56.629	3:03.063	**73**	1:01.461	3:01.867
14	41.485	3:41.596	**73**	44.109	3:02.717	**195**	51.354	3:04.458	**195**	56.737	3:02.383	**14**	1:01.488	3:02.176
195	41.748	3:41.859	**37**	44.397	3:01.405	**37**	51.445	3:04.182	**73**	56.911	3:02.381	**131**	1:02.707	3:02.092
37	42.424	3:42.535	**14**	44.911	3:02.858	**73**	51.530	3:04.555	**131**	57.932	3:03.005	**41**	1:03.673	3:02.410
41	43.129	3:43.240	**131**	46.196	3:02.047	**131**	51.927	3:02.865	**41**	58.580	3:03.390	**99**	1:05.780	3:01.242
131	43.581	3:43.692	**41**	46.621	3:02.924	**41**	52.190	3:02.703	**53**	1:00.968	3:02.398	**53**	1:06.807	3:03.156
133	44.363	3:44.474	**53**	47.455	3:02.192	**53**	55.570	3:05.249	**99**	1:01.855	3:01.425	**117**	1:15.211	3:05.969
53	44.695	3:44.806	**133**	47.940	3:03.009	**99**	57.430	3:02.449	**117**	1:06.559	3:04.727	**69**	1:15.459	3:03.103
51	45.407	3:45.518	**117**	50.635	3:03.915	**117**	58.832	3:05.331	**69**	1:09.673	3:03.539	**133**	1:15.862	3:02.610
117	46.152	3:46.263	**99**	52.115	3:04.574	**51**	1:02.418	3:07.090	**133**	1:10.569	3:02.536	**51**	1:17.278	3:03.671
49	46.287	3:46.398	**16**	52.126	3:05.049	**16**	1:02.720	3:07.728	**51**	1:10.924	3:05.506	**16**	1:18.824	3:03.948
16	46.509	3:46.620	**51**	52.462	3:06.487	**69**	1:03.134	3:04.682	**16**	1:12.193	3:06.473	**32**	1:21.815	3:04.160
99	46.973	3:47.084	**49**	54.991	3:08.136	**133**	1:05.033	3:14.227	**78**	1:14.384	3:05.501	**78**	1:23.266	3:06.199
32	47.751	3:47.862	**32**	55.211	3:06.892	**78**	1:05.883	3:07.579	**32**	1:14.972	3:05.762	**49**	1:23.773	3:04.781
69	48.291	3:48.402	**78**	55.438	3:05.679	**32**	1:06.210	3:08.133	**49**	1:16.309	3:05.709	**164**	1:48.473	3:04.383
78	49.191	3:49.302	**69**	55.586	3:06.727	**49**	1:07.600	3:09.743	**123**	1:37.273	3:11.327	**123**	1:49.593	3:09.637
44	59.966	4:00.077	**123**	1:10.735	3:09.597	**123**	1:22.946	3:09.345	**164**	1:41.407	3:54.480	**10**	2:04.692	4:20.315
123	1:00.570	4:00.681	**44**	1:18.838	3:18.304	**44**	1:38.502	3:16.798	**13**	1:56.263	3:14.615	**13**	2:11.021	3:12.075
13	1:07.595	4:07.706	**13**	1:23.993	3:15.830	**13**	1:38.648	3:11.789	**44**	1:58.585	3:17.083	**44**	2:18.670	3:17.402
84	1:51.420	4:51.531 **P**												

Spa-Francorchamps
Circuit Length = 4.3520 miles
Start: 11:30 Flag 12:03 End: 12:07

Weather / Track : Overcast / Dry

Motul Seven 270R & Avon Tyres Caterham Roadsport Championships

RACE 2 - LAP CHART

LAP 6		@ 11:48:23.323	LAP 7		@ 11:51:21.166	LAP 8		@ 11:54:18.060	LAP 9		@ 11:57:15.581	LAP 10		@ 12:00:13.643
NO	BEHIND	LAP TIME	NO	BEHIND	LAP TIME	NO	BEHIND	LAP TIME	NO	BEHIND	LAP TIME	NO	BEHIND	LAP TIME
17		2:56.017	**17**		2:57.843	**17**		2:56.894	**6**		2:57.033	**17**		2:57.113
6	0.178	2:55.072	**6**	0.172	2:57.837	**6**	0.488	2:57.210	**25**	0.218	2:56.434	**19**	0.474	2:57.612
77	0.606	2:55.913	**77**	0.370	2:57.607	**19**	0.773	2:57.228	**77**	0.352	2:56.425	**6**	0.939	2:59.001
19	1.038	2:56.649	**19**	0.439	2:57.244	**25**	1.305	2:57.277	**86**	0.813	2:54.522	**80**	1.134	2:58.323
25	1.403	2:55.673	**25**	0.922	2:57.362	**77**	1.448	2:57.972	**80**	0.873	2:54.108	**77**	1.482	2:59.192
36	6.430	2:58.145	**80**	4.494	2:55.005	**36**	3.460	2:55.624	**19**	0.924	2:57.672	**25**	2.113	2:59.957
80	7.332	2:59.672	**36**	4.730	2:56.143	**44**	1 Lap	3:19.073	**17**	0.949	2:58.470	**86**	2.273	2:59.522
74	7.659	2:59.213	**5**	5.161	2:55.240	**5**	3.631	2:55.364	**5**	2.234	2:56.124	**5**	2.384	2:58.212
5	7.764	2:59.687	**86**	6.172	2:56.070	**86**	3.812	2:54.534	**74**	2.344	2:54.607	**74**	2.393	2:58.111
3	7.801	3:00.374	**3**	6.434	2:56.476	**80**	4.286	2:56.686	**36**	2.739	2:56.800	**36**	2.424	2:57.747
86	7.945	2:59.705	**74**	6.713	2:56.897	**74**	5.258	2:55.439	**23**	4.924	2:55.365	**33**	3.357	2:55.729
33	8.854	3:01.702	**23**	7.536	2:56.263	**3**	5.947	2:56.407	**33**	5.690	2:56.500	**3**	4.658	2:56.834
8	9.070	3:00.176	**33**	7.807	2:56.796	**33**	6.711	2:55.798	**3**	5.886	2:57.460	**11**	4.721	2:56.815
23	9.116	3:00.688	**11**	7.983	2:56.585	**11**	6.967	2:55.878	**11**	5.968	2:56.522	**23**	5.308	2:58.446
11	9.241	3:01.757	**8**	9.528	2:58.301	**23**	7.080	2:56.438	**8**	12.771	2:59.169	**8**	13.594	2:58.885
57	14.218	2:58.386	**88**	14.217	2:57.661	**8**	11.123	2:58.489	**88**	19.211	2:59.215	**13**	1 Lap	3:14.708
88	14.399	2:59.747	**57**	14.655	2:58.280	**88**	17.517	3:00.194	**57**	19.618	2:59.514	**88**	20.531	2:59.382
9	15.797	2:59.322	**76**	14.769	2:56.640	**57**	17.625	2:59.864	**95**	19.890	2:57.691	**57**	21.171	2:59.615
76	15.972	3:00.961	**9**	15.359	2:57.405	**76**	17.817	2:59.942	**76**	20.133	2:59.837	**76**	21.673	2:59.602
28	16.269	2:59.280	**42**	16.567	2:57.519	**42**	19.018	2:59.345	**9**	20.938	2:59.351	**9**	21.777	2:58.901
21	16.442	2:59.743	**21**	18.236	2:59.637	**9**	19.108	3:00.643	**42**	21.726	3:00.229	**95**	21.854	3:00.026
42	16.891	2:59.399	**28**	18.752	3:00.326	**95**	19.720	2:57.727	**21**	22.089	2:58.595	**28**	22.713	2:58.470
95	19.198	2:57.749	**95**	18.887	2:57.532	**21**	21.015	2:59.673	**28**	22.305	2:58.671	**21**	22.796	2:58.769
72	21.049	3:00.263	**72**	22.822	2:59.616	**28**	21.155	2:59.297	**44**	1 Lap	3:18.947	**42**	23.527	2:59.863
63	26.019	3:00.056	**63**	29.742	3:01.566	**72**	26.324	3:00.396	**72**	28.966	3:00.163	**72**	32.119	3:01.215
64	26.297	3:00.000	**64**	30.049	3:01.595	**63**	34.269	3:01.421	**63**	37.787	3:01.039	**64**	41.695	3:01.572
29	26.788	3:00.089	**29**	30.410	3:01.465	**64**	34.594	3:01.439	**64**	38.185	3:01.112	**63**	41.984	3:02.259
70	56.596	3:01.133	**70**	1:01.093	3:02.340	**29**	35.080	3:01.564	**29**	44.825	3:07.266	**44**	1 Lap	3:18.932
142	56.700	3:00.520	**119**	1:01.405	3:02.121	**70**	1:06.029	3:01.830	**119**	1:10.221	3:01.252	**29**	49.062	3:02.299
119	57.127	3:01.990	**190**	1:02.216	3:02.746	**119**	1:06.490	3:01.979	**70**	1:10.347	3:01.839	**70**	1:13.854	3:01.569
190	57.313	3:00.691	**174**	1:03.440	3:02.718	**174**	1:07.008	3:00.462	**190**	1:11.023	3:01.138	**119**	1:13.925	3:01.766
15	57.701	2:59.987	**129**	1:04.462	3:03.345	**190**	1:07.406	3:02.084	**174**	1:11.062	3:01.575	**190**	1:14.048	3:01.087
2	57.830	3:01.064	**2**	1:04.566	3:04.579	**129**	1:08.184	3:00.616	**129**	1:11.575	3:00.912	**129**	1:14.410	3:00.897
22	58.133	3:00.547	**142**	1:07.554	3:08.697	**37**	1:20.891	3:04.474	**14**	1:26.600	3:02.153	**174**	1:14.514	3:01.514
174	58.565	3:01.425	**37**	1:13.311	3:04.144	**99**	1:21.489	3:02.575	**131**	1:27.134	3:02.380	**14**	1:32.241	3:03.703
129	58.960	3:01.424	**14**	1:14.352	3:03.936	**14**	1:21.968	3:04.510	**99**	1:27.340	3:03.372	**99**	1:32.549	3:03.271
37	1:07.010	3:02.585	**22**	1:15.271	3:14.981	**131**	1:22.275	3:03.826	**37**	1:27.616	3:04.246	**131**	1:33.514	3:04.442
73	1:07.274	3:01.830	**131**	1:15.343	3:04.700	**195**	1:22.797	3:04.220	**53**	1:28.110	3:01.642	**53**	1:33.660	3:03.612
195	1:07.954	3:02.892	**195**	1:15.471	3:05.360	**73**	1:22.936	3:03.143	**195**	1:28.863	3:03.587	**195**	1:33.947	3:03.146
14	1:08.259	3:02.788	**99**	1:15.808	3:02.980	**41**	1:23.165	3:03.984	**73**	1:29.549	3:04.134	**37**	1:34.184	3:04.630
131	1:08.486	3:01.796	**41**	1:16.075	3:04.557	**53**	1:23.989	3:02.220	**41**	1:30.668	3:05.024	**73**	1:34.309	3:02.822
41	1:09.361	3:01.705	**73**	1:16.687	3:07.256	**22**	1:27.716	3:09.339	**15**	1:36.655	3:05.019	**41**	1:35.319	3:02.713
99	1:10.671	3:00.908	**53**	1:18.663	3:03.761	**15**	1:29.157	3:02.161	**22**	1:38.197	3:08.002	**15**	1:39.920	3:01.327
53	1:12.745	3:01.955	**15**	1:23.890	3:24.032	**133**	1:39.388	3:05.029	**69**	1:47.635	3:05.511	**22**	1:47.765	3:07.630
79	1:16.038	4:07.159 **P**	**133**	1:31.253	3:05.093	**69**	1:39.645	3:04.536	**133**	1:47.814	3:05.947	**133**	1:53.115	3:03.363
69	1:23.245	3:03.803	**69**	1:32.003	3:06.601	**117**	1:42.329	3:04.443	**117**	1:51.835	3:07.027	**69**	1:53.459	3:03.886
133	1:24.003	3:04.158	**117**	1:34.780	3:06.776	**16**	1:43.418	3:05.097	**78**	1:54.842	3:04.384	**117**	1:59.468	3:05.695
51	1:25.742	3:04.481	**16**	1:35.215	3:06.325	**51**	1:47.711	3:06.975	**32**	1:56.712	3:05.945	**78**	2:01.777	3:04.997
117	1:25.847	3:06.653	**51**	1:37.630	3:09.731	**78**	1:47.979	3:06.589	**51**	1:58.352	3:08.162	**32**	2:03.533	3:04.883
16	1:26.733	3:03.926	**32**	1:37.935	3:04.907	**32**	1:48.288	3:07.247	**164**	2:10.437	3:03.179	**10**	2:11.570	2:58.216
32	1:30.871	3:05.073	**78**	1:38.284	3:04.845	**164**	2:04.779	3:00.996	**10**	2:11.416	2:57.232	**51**	2:11.644	3:11.354
78	1:31.282	3:04.033	**49**	1:51.168	3:13.116	**49**	2:06.343	3:12.069	**49**	2:19.243	3:10.421	**164**	2:12.454	3:00.079
49	1:35.895	3:08.139	**164**	2:00.677	3:03.414	**10**	2:11.705	2:59.052	**123**	2:42.869	3:11.367	**49**	2:33.047	3:11.866
164	1:55.106	3:02.650	**10**	2:09.547	2:59.115	**123**	2:29.023	3:10.934				**123**	2:56.129	3:11.322
123	2:02.428	3:08.852	**123**	2:14.983	3:10.398	**13**	2:55.363	3:11.259						
10	2:08.275	2:59.600	**13**	2:40.998	3:11.759									
13	2:27.082	3:12.078												
44	2:39.243	3:16.590												

Spa-Francorchamps
Circuit Length = 4.3520 miles
Start: 11:30 Flag 12:03 End: 12:07

Weather / Track : Overcast / Dry

Motul Seven 270R & Avon Tyres Caterham Roadsport Championships

RACE 2 - LAP CHART

LAP 11		@ 12:03:12.342
NO	BEHIND	LAP TIME
19		2:58.225
80	0.174	2:57.739
6	0.497	2:58.257
77	0.787	2:58.004
5	0.842	2:57.157
86	0.860	2:57.286
25	1.249	2:57.835
17	1.310	3:00.009
36	1.687	2:57.962
74	2.209	2:58.515
33	2.240	2:57.582
3	2.710	2:56.751
23	3.083	2:56.474
11	3.327	2:57.305
8	13.914	2:59.019
88	20.151	2:58.319
57	20.515	2:58.043
95	20.788	2:57.633
9	21.153	2:58.075
21	21.342	2:57.245
28	23.610	2:59.596
42	23.971	2:59.143
13	1 Lap	3:15.183
72	34.184	3:00.764
64	44.792	3:01.796
63	45.135	3:01.850
29	52.280	3:01.917
44	1 Lap	3:15.381
119	1:18.136	3:02.910
70	1:18.230	3:03.075
190	1:18.250	3:02.901
174	1:18.532	3:02.717
129	1:19.231	3:03.520
14	1:39.665	3:06.123
73	1:39.901	3:04.291
37	1:40.239	3:04.754
131	1:40.570	3:05.755
195	1:41.138	3:05.890
99	1:41.393	3:07.543
15	1:41.743	3:00.522
53	1:42.240	3:07.279
41	1:42.410	3:05.790
22	1:56.254	3:07.188
69	1:59.858	3:05.098
133	1:59.949	3:05.533
117	2:05.479	3:04.710
78	2:08.174	3:05.096
10	2:10.682	2:57.811
32	2:10.867	3:06.033
164	2:15.621	3:01.866
51	2:24.436	3:11.491
49	2:46.550	3:12.202

Weather / Track : Overcast / Dry

Spa-Francorchamps
Circuit Length = 4.3520 miles
Start: 11:30 Flag 12:03 End: 12:07

Motul Seven 270R & Avon Tyres Caterham Roadsport Championships

RACE 2 - POSITION CHART

No	Name	Lap / Pos	1	2	3	4	5	6	7	8	9	10	11
17	ALLEN	1	36	25	19	17	17	17	17	17	6	17	19
25	FRASER	2	17	36	17	77	19	6	6	6	25	19	80
77	FRENCH	3	77	77	77	19	77	77	77	19	77	6	6
36	HALSTEAD	4	6	6	36	6	6	19	19	25	86	80	77
80	SHEPPARD	5	19	19	6	86	25	25	25	77	80	77	5
19	MACDONALD	6	86	17	25	36	33	36	80	36	19	25	86
86	LUSIGNAN	7	25	86	86	25	3	80	36	5	17	86	25
6	HEAP	8	5	68	33	33	11	74	5	86	5	5	17
68	GOODWIN	9	68	33	5	3	80	5	86	80	74	74	36
5	MONKS	10	33	5	68	68	68	3	3	74	36	36	74
33	CREAK	11	74	74	3	11	5	86	74	3	23	33	33
74	PRATT	12	80	11	11	80	86	33	23	33	33	3	3
8	ISHERWOOD	13	11	80	74	5	36	8	33	11	3	11	23
10	GILMOUR	14	76	3	23	74	23	23	11	23	11	23	11
95	MELTON	15	9	76	80	23	74	11	8	8	8	8	8
11	MOORE	16	8	23	79	79	79	57	88	88	88	88	88
9	BEVAN	17	10	9	10	8	8	88	57	57	57	57	57
76	CLEGG	18	23	10	9	9	88	9	76	76	95	76	95
28	FIELDER	19	3	79	8	88	76	76	9	42	76	9	9
88	MCCALL	20	88	8	76	76	57	28	42	9	9	95	21
21	JARRATT	21	79	88	88	57	9	21	21	95	42	28	28
63	PARKER	22	21	21	21	21	21	42	28	21	21	21	42
64	EVANS	23	57	57	57	42	28	95	95	28	28	42	72
72	SMITH	24	72	28	28	28	42	72	72	72	72	72	64
23	MORGAN	25	64	72	72	72	72	63	63	63	63	64	63
57	PARMAR	26	28	42	42	95	95	64	64	64	64	63	29
42	FORTESCUE	27	42	64	95	64	63	29	29	29	29	29	119
29	CURREY	28	63	29	64	63	64	70	70	70	119	70	70
79	THOMPSON	29	29	63	29	29	29	142	119	119	70	119	190
3	MURPHY	30	95	95	63	*10*	119	119	190	174	190	190	174
70	HOFFMANN	31	119	70	142	119	70	190	174	190	174	129	129
119	BELL	32	70	142	15	142	142	15	129	129	129	174	14
142	BUCKLEY	33	142	15	119	70	190	2	2	37	14	14	73
174	VENTERS	34	15	119	70	190	2	22	142	99	131	99	37
84	MURGATROYD	35	2	2	2	15	174	174	37	14	99	131	131
164	FELET	36	22	22	164	2	129	129	14	131	37	53	195
15	LOPEZ-APPLETON	37	174	164	190	22	22	37	22	195	53	195	99
2	LEES	38	164	190	22	129	15	73	131	73	195	37	15
129	ROSSETTI	39	190	174	129	174	37	195	195	41	73	73	53
37	BROWN	40	129	129	174	37	195	14	99	53	41	41	41
195	POWER	41	73	195	14	14	73	131	41	22	15	15	22
22	ALVANOS	42	14	73	195	195	14	41	73	15	22	22	69
14	JONES	43	195	37	37	73	131	99	53	133	69	133	133
73	CLAYPHAN	44	37	14	73	131	41	53	15	69	133	69	117

Weather / Track : Overcast / Dry

Spa-Francorchamps
Circuit Length = 4.3520 miles
Start: 11:30 Flag 12:03 End: 12:07

Motul Seven 270R & Avon Tyres Caterham Roadsport Championships

RACE 2 - POSITION CHART

No	Name	Lap Pos	1	2	3	4	5	6	7	8	9	10	11
190	COOK	45	41	131	131	41	99	*79*	133	117	117	117	78
51	DODRIDGE	46	131	41	41	53	53	69	69	16	78	78	10
49	MOULE	47	133	53	53	99	117	133	117	51	32	32	32
41	CONWAY	48	53	133	99	117	69	51	16	78	51	10	164
53	SMITH	49	51	117	117	69	133	117	51	32	164	51	51
16	CROCKER	50	117	99	51	133	51	16	32	164	10	164	49
131	GAUNT	51	49	16	16	51	16	32	78	49	49	49	
32	THICKETT	52	16	51	69	16	32	78	49	10	123	123	
133	ERROLL	53	99	49	133	78	78	49	164	123	13	13	
123	WARNER	54	32	32	78	32	49	164	10	13	44	44	
13	THORNTON	55	69	78	32	49	164	123	123	44			
78	BERRYMAN	56	78	69	49	123	123	10	13				
44	SARGENT	57	44	123	123	164	10	13	44				
117	LAPIDUS	58	123	44	44	13	13	44					
69	MIZON	59	13	13	13	44	44						
99	WILKINSON	60	*84*										
4	LESLIE	61											
12	CLOWES	62											

Weather / Track : Overcast / Dry

Spa-Francorchamps
Circuit Length = 4.3520 miles
Start: 11:30 Flag 12:03 End: 12:07

Motul Seven 270R & Avon Tyres Caterham Roadsport Championships

RACE 2 - BEST SECTORS

	SECTOR 1			SECTOR 2			SECTOR 3		
POS	NO	NAME	TIME	NO	NAME	TIME	NO	NAME	TIME
1	33	CREAK	50.388	86	LUSIGNAN	1:17.265	77	FRENCH	45.288
2	80	SHEPPARD	50.658	80	SHEPPARD	1:17.460	23	MORGAN	45.310
3	25	FRASER	50.755	5	MONKS	1:17.609	33	CREAK	45.382
4	79	THOMPSON	50.806	74	PRATT	1:17.662	19	MACDONALD	45.429
5	5	MONKS	50.813	36	HALSTEAD	1:17.858	86	LUSIGNAN	45.523
6	3	MURPHY	50.830	17	ALLEN	1:18.070	3	MURPHY	45.532
7	86	LUSIGNAN	50.839	10	GILMOUR	1:18.333	80	SHEPPARD	45.536
8	6	HEAP	50.847	57	PARMAR	1:18.334	21	JARRATT	45.637
9	11	MOORE	50.847	23	MORGAN	1:18.379	36	HALSTEAD	45.694
10	77	FRENCH	50.879	11	MOORE	1:18.380	74	PRATT	45.720
11	74	PRATT	50.928	79	THOMPSON	1:18.427	25	FRASER	45.721
12	23	MORGAN	50.935	6	HEAP	1:18.460	88	MCCALL	45.753
13	19	MACDONALD	51.129	3	MURPHY	1:18.466	6	HEAP	45.765
14	36	HALSTEAD	51.146	95	MELTON	1:18.506	8	ISHERWOOD	45.783
15	10	GILMOUR	51.195	19	MACDONALD	1:18.519	11	MOORE	45.860
16	95	MELTON	51.300	33	CREAK	1:18.519	9	BEVAN	45.902
17	28	FIELDER	51.320	76	CLEGG	1:18.537	5	MONKS	45.941
18	9	BEVAN	51.351	77	FRENCH	1:18.546	42	FORTESCUE	45.956
19	57	PARMAR	51.370	25	FRASER	1:18.571	17	ALLEN	46.037
20	8	ISHERWOOD	51.412	8	ISHERWOOD	1:18.748	76	CLEGG	46.042
21	42	FORTESCUE	51.433	15	LOPEZ-APPLETON	1:18.978	79	THOMPSON	46.080
22	76	CLEGG	51.455	119	BELL	1:18.979	28	FIELDER	46.193
23	21	JARRATT	51.459	9	BEVAN	1:19.057	57	PARMAR	46.224
24	17	ALLEN	51.501	190	COOK	1:19.089	95	MELTON	46.226
25	88	MCCALL	51.629	70	HOFFMANN	1:19.098	10	GILMOUR	46.230
26	72	SMITH	51.749	129	ROSSETTI	1:19.164	72	SMITH	46.274
27	64	EVANS	52.127	21	JARRATT	1:19.189	29	CURREY	46.525
28	29	CURREY	52.217	28	FIELDER	1:19.203	164	FELET	46.560
29	63	PARKER	52.324	42	FORTESCUE	1:19.216	63	PARKER	46.566
30	129	ROSSETTI	52.443	164	FELET	1:19.272	64	EVANS	46.767
31	142	BUCKLEY	52.516	2	LEES	1:19.381	129	ROSSETTI	46.891
32	164	FELET	52.649	88	MCCALL	1:19.407	190	COOK	46.947
33	174	VENTERS	52.663	99	WILKINSON	1:19.484	174	VENTERS	47.019
34	99	WILKINSON	52.704	195	POWER	1:19.569	41	CONWAY	47.063
35	15	LOPEZ-APPLETON	52.788	22	ALVANOS	1:19.586	73	CLAYPHAN	47.064
36	37	BROWN	52.950	37	BROWN	1:19.639	142	BUCKLEY	47.154
37	195	POWER	52.968	72	SMITH	1:19.759	53	SMITH	47.176
38	22	ALVANOS	53.000	29	CURREY	1:19.786	22	ALVANOS	47.199
39	131	GAUNT	53.008	142	BUCKLEY	1:19.819	99	WILKINSON	47.236
40	2	LEES	53.131	63	PARKER	1:19.824	15	LOPEZ-APPLETON	47.251
41	41	CONWAY	53.155	174	VENTERS	1:19.942	131	GAUNT	47.295
42	53	SMITH	53.228	53	SMITH	1:20.021	133	ERROLL	47.304
43	133	ERROLL	53.239	64	EVANS	1:20.090	195	POWER	47.378
44	190	COOK	53.247	14	JONES	1:20.233	2	LEES	47.447
45	73	CLAYPHAN	53.343	69	MIZON	1:20.265	37	BROWN	47.477
46	70	HOFFMANN	53.348	131	GAUNT	1:20.363	16	CROCKER	47.517
47	14	JONES	53.470	73	CLAYPHAN	1:20.391	119	BELL	47.530
48	119	BELL	53.473	117	LAPIDUS	1:20.788	70	HOFFMANN	47.533
49	51	DODRIDGE	53.812	49	MOULE	1:20.926	14	JONES	47.624
50	78	BERRYMAN	53.939	41	CONWAY	1:20.958	51	DODRIDGE	47.682
51	117	LAPIDUS	54.132	133	ERROLL	1:21.117	69	MIZON	47.837
52	32	THICKETT	54.204	78	BERRYMAN	1:21.139	78	BERRYMAN	47.973
53	16	CROCKER	54.299	32	THICKETT	1:21.458	32	THICKETT	48.098
54	69	MIZON	54.601	16	CROCKER	1:21.487	117	LAPIDUS	48.147
55	49	MOULE	54.744	51	DODRIDGE	1:22.177	49	MOULE	48.584
56	13	THORNTON	55.657	123	WARNER	1:22.866	123	WARNER	49.116
57	123	WARNER	55.929	13	THORNTON	1:24.503	13	THORNTON	49.356
58	44	SARGENT	56.434	44	SARGENT	1:26.981	44	SARGENT	50.802
59				84	MURGATROYD	1:58.844			
60									
61									
62									

IDEAL / BEST COMPARISON					
POS	NO	NAME	IDEAL	BEST	DIFF
		PERFECT LAP	2:52.941		
1	86	LUSIGNAN	2:53.627	2:54.522	0.895
2	80	SHEPPARD	2:53.654	2:54.108	0.454
3	33	CREAK	2:54.289	2:55.729	1.440
4	74	PRATT	2:54.310	2:54.607	0.297
5	5	MONKS	2:54.363	2:55.240	0.877
6	23	MORGAN	2:54.624	2:55.365	0.741
7	36	HALSTEAD	2:54.698	2:55.624	0.926
8	77	FRENCH	2:54.713	2:55.913	1.200
9	3	MURPHY	2:54.828	2:55.882	1.054
10	25	FRASER	2:55.047	2:55.673	0.626
11	6	HEAP	2:55.072	2:55.072	0.000
12	19	MACDONALD	2:55.077	2:55.990	0.913
13	11	MOORE	2:55.087	2:55.878	0.791
14	79	THOMPSON	2:55.313	2:56.689	1.376
15	17	ALLEN	2:55.608	2:56.017	0.409
16	10	GILMOUR	2:55.758	2:57.232	1.474
17	57	PARMAR	2:55.928	2:57.535	1.607
18	8	ISHERWOOD	2:55.943	2:56.520	0.577
19	95	MELTON	2:56.032	2:57.532	1.500
20	76	CLEGG	2:56.034	2:56.640	0.606
21	21	JARRATT	2:56.285	2:57.245	0.960
22	9	BEVAN	2:56.310	2:57.405	1.095
23	42	FORTESCUE	2:56.605	2:57.519	0.914
24	28	FIELDER	2:56.716	2:57.602	0.886
25	88	MCCALL	2:56.789	2:57.661	0.872
26	72	SMITH	2:57.782	2:57.822	0.040
27	164	FELET	2:58.481	2:59.489	1.008
28	129	ROSSETTI	2:58.498	2:58.990	0.492
29	29	CURREY	2:58.528	2:59.620	1.092
30	63	PARKER	2:58.714	2:59.128	0.414
31	64	EVANS	2:58.984	3:00.000	1.016
32	15	LOPEZ-APPLETON	2:59.017	2:59.987	0.970
33	190	COOK	2:59.283	2:59.369	0.086
34	99	WILKINSON	2:59.424	3:00.908	1.484
35	142	BUCKLEY	2:59.489	3:00.520	1.031
36	174	VENTERS	2:59.624	3:00.462	0.838
37	22	ALVANOS	2:59.785	3:00.516	0.731
38	195	POWER	2:59.915	3:01.659	1.744
39	2	LEES	2:59.959	3:00.468	0.509
40	70	HOFFMANN	2:59.979	3:01.133	1.154
41	119	BELL	2:59.982	3:00.978	0.996
42	37	BROWN	3:00.066	3:01.239	1.173
43	53	SMITH	3:00.425	3:01.642	1.217
44	131	GAUNT	3:00.666	3:01.796	1.130
45	73	CLAYPHAN	3:00.798	3:01.830	1.032
46	41	CONWAY	3:01.176	3:01.705	0.529
47	14	JONES	3:01.327	3:02.153	0.826
48	133	ERROLL	3:01.660	3:02.536	0.876
49	69	MIZON	3:02.703	3:03.103	0.400
50	78	BERRYMAN	3:03.051	3:04.033	0.982
51	117	LAPIDUS	3:03.067	3:03.915	0.848
52	16	CROCKER	3:03.303	3:03.926	0.623
53	51	DODRIDGE	3:03.671	3:03.671	0.000
54	32	THICKETT	3:03.760	3:04.160	0.400
55	49	MOULE	3:04.254	3:04.781	0.527
56	123	WARNER	3:07.911	3:08.852	0.941
57	13	THORNTON	3:09.516	3:11.259	1.743
58	44	SARGENT	3:14.217	3:15.381	1.164
59	84	MURGATROYD			
60	68	GOODWIN		2:56.990	

Weather / Track : Overcast / Dry

Spa-Francorchamps
Circuit Length = 4.3520 miles
Start: 11:30 Flag 12:03 End: 12:07

Results can be found at www.tsl-timing.com

Printed - 12:10 Sunday, 21 July 2019

Motul Seven 270R & Avon Tyres Caterham Roadsport Championships

RACE 2 - BEST SPEEDS

	INTERMEDIATE 1			INTERMEDIATE 2			FINISH LINE		
POS	NO	NAME	MPH	NO	NAME	MPH	NO	NAME	MPH
1	23	MORGAN	123.1	17	ALLEN	86.3	77	FRENCH	80.0
2	79	THOMPSON	122.4	79	THOMPSON	86.3	86	LUSIGNAN	79.8
3	5	MONKS	122.2	19	MACDONALD	86.2	25	FRASER	79.6
4	11	MOORE	122.2	77	FRENCH	86.2	17	ALLEN	79.6
5	33	CREAK	122.0	33	CREAK	86.2	36	HALSTEAD	79.5
6	25	FRASER	121.7	6	HEAP	86.1	19	MACDONALD	79.4
7	9	BEVAN	121.7	9	BEVAN	86.1	21	JARRATT	79.4
8	10	GILMOUR	121.7	86	LUSIGNAN	86.0	5	MONKS	79.2
9	3	MURPHY	121.5	11	MOORE	85.9	3	MURPHY	79.2
10	88	MCCALL	121.5	21	JARRATT	85.9	76	CLEGG	79.1
11	80	SHEPPARD	121.1	5	MONKS	85.8	6	HEAP	79.0
12	36	HALSTEAD	121.1	25	FRASER	85.8	80	SHEPPARD	78.9
13	57	PARMAR	120.6	8	ISHERWOOD	85.8	33	CREAK	78.9
14	86	LUSIGNAN	120.4	36	HALSTEAD	85.7	74	PRATT	78.7
15	74	PRATT	120.4	23	MORGAN	85.4	57	PARMAR	78.7
16	76	CLEGG	120.4	57	PARMAR	85.4	11	MOORE	78.6
17	77	FRENCH	120.2	74	PRATT	85.3	8	ISHERWOOD	78.6
18	21	JARRATT	120.0	80	SHEPPARD	85.2	28	FIELDER	78.6
19	8	ISHERWOOD	119.6	76	CLEGG	85.2	23	MORGAN	78.2
20	6	HEAP	119.1	95	MELTON	85.1	95	MELTON	78.2
21	19	MACDONALD	118.9	3	MURPHY	85.0	72	SMITH	78.2
22	42	FORTESCUE	118.9	28	FIELDER	85.0	88	MCCALL	78.1
23	28	FIELDER	118.5	129	ROSSETTI	85.0	29	CURREY	78.0
24	190	COOK	117.5	42	FORTESCUE	84.9	42	FORTESCUE	77.8
25	95	MELTON	117.3	10	GILMOUR	84.6	64	EVANS	77.8
26	64	EVANS	117.3	88	MCCALL	84.5	129	ROSSETTI	77.8
27	63	PARKER	116.7	64	EVANS	84.5	174	VENTERS	77.6
28	99	WILKINSON	116.5	63	PARKER	84.3	41	CONWAY	77.5
29	17	ALLEN	116.1	22	ALVANOS	84.2	79	THOMPSON	77.5
30	29	CURREY	115.9	174	VENTERS	83.9	9	BEVAN	77.4
31	51	DODRIDGE	115.7	37	BROWN	83.7	119	BELL	77.4
32	129	ROSSETTI	115.5	142	BUCKLEY	83.7	73	CLAYPHAN	77.2
33	131	GAUNT	115.5	72	SMITH	83.6	131	GAUNT	77.2
34	195	POWER	115.5	29	CURREY	83.6	10	GILMOUR	77.2
35	53	SMITH	115.1	14	JONES	83.6	70	HOFFMANN	77.0
36	41	CONWAY	115.1	190	COOK	83.5	142	BUCKLEY	76.9
37	133	ERROLL	115.1	2	LEES	83.5	99	WILKINSON	76.7
38	22	ALVANOS	114.9	70	HOFFMANN	83.3	69	MIZON	76.7
39	72	SMITH	114.7	73	CLAYPHAN	83.3	2	LEES	76.6
40	174	VENTERS	114.5	32	THICKETT	83.3	15	LOPEZ-APPLETON	76.3
41	164	FELET	114.5	164	FELET	83.3	16	CROCKER	76.3
42	37	BROWN	114.1	195	POWER	83.2	22	ALVANOS	76.2
43	73	CLAYPHAN	113.9	99	WILKINSON	83.2	14	JONES	76.1
44	14	JONES	113.3	15	LOPEZ-APPLETON	83.0	37	BROWN	76.1
45	16	CROCKER	113.1	78	BERRYMAN	83.0	195	POWER	76.0
46	117	LAPIDUS	112.0	69	MIZON	82.9	133	ERROLL	76.0
47	69	MIZON	111.8	131	GAUNT	82.8	78	BERRYMAN	75.9
48	2	LEES	111.8	53	SMITH	82.5	63	PARKER	75.8
49	70	HOFFMANN	111.6	133	ERROLL	82.4	190	COOK	75.7
50	142	BUCKLEY	111.6	117	LAPIDUS	82.1	164	FELET	75.5
51	119	BELL	111.4	119	BELL	82.0	32	THICKETT	75.3
52	78	BERRYMAN	111.4	41	CONWAY	82.0	51	DODRIDGE	75.2
53	32	THICKETT	110.9	16	CROCKER	81.7	53	SMITH	74.9
54	15	LOPEZ-APPLETON	109.8	49	MOULE	81.3	13	THORNTON	74.9
55	49	MOULE	109.4	51	DODRIDGE	81.2	117	LAPIDUS	73.9
56	13	THORNTON	106.5	13	THORNTON	80.9	123	WARNER	73.6
57	44	SARGENT	105.8	123	WARNER	80.0	49	MOULE	72.6
58	123	WARNER	105.0	44	SARGENT	77.9	44	SARGENT	71.7
59	84	MURGATROYD	76.5	84	MURGATROYD	71.3			
60									
61									
62									

Weather / Track : Overcast / Dry

Spa-Francorchamps
Circuit Length = 4.3520 miles
Start: 11:30 Flag 12:03 End: 12:07

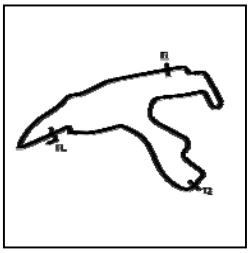

Motul Seven 270R & Avon Tyres Caterham Roadsport Championships

RACE 2 - SECTOR ANALYSIS

SECTOR 1 = FL to I1, SECTOR 2 = I1 to I2, SECTOR 3 = I2 to FL, DIFF = Difference To Personal Best Lap, P = Crossed Finish Line in Pit Lane, D = Time Disallowed

P1 19 270R Graham MACDONALD

Caterham 270R -

IDEAL LAP TIME : 2:55.077 BEST LAP TIME : 2:55.990 DIFFERENCE : 0.913

LAP	SECTOR 1		SECTOR 2		SECTOR 3		LAP TIME		MPH	DIFF	TIME OF DAY
1 -		113.5	1:19.944	85.7	46.549	78.1	3:01.054		86.53	5.064	11:33:37.366
2 -	52.154	110.1	1:21.432	84.6	46.047	76.3	2:59.633		87.21	3.643	11:36:36.999
3 -	51.731	***118.9***	***1:18.519***	83.3	45.740	77.0	***2:55.990***	**(1)**	***89.02***		***11:39:32.989***
4 -	52.153	110.9	1:19.280	84.4	46.360	***79.4***	2:57.793		88.12	1.803	11:42:30.782
5 -	51.492	117.5	1:18.976	83.9	46.462	78.0	2:56.930	**(3)**	88.55	0.940	11:45:27.712
6 -	51.529	114.5	1:19.057	84.6	46.063	79.1	2:56.649	**(2)**	88.69	0.659	11:48:24.361
7 -	51.309	113.7	1:20.038	85.3	45.897	77.6	2:57.244		88.39	1.254	11:51:21.605
8 -	51.889	117.3	1:19.910	85.4	***45.429***	79.2	2:57.228		88.40	1.238	11:54:18.833
9 -	***51.129***	112.4	1:18.768	86.0	47.775	73.2	2:57.672		88.18	1.682	11:57:16.505
10 -	52.061	112.4	1:19.483	***86.2***	46.068	77.4	2:57.612		88.21	1.622	12:00:14.117
11 -	51.468	115.3	1:20.665	85.0	46.092	77.1	2:58.225		87.90	2.235	12:03:12.342

P2 80 270R Matt SHEPPARD

Caterham 270R -

IDEAL LAP TIME : 2:53.654 BEST LAP TIME : 2:54.108 DIFFERENCE : 0.454

LAP	SECTOR 1		SECTOR 2		SECTOR 3		LAP TIME		MPH	DIFF	TIME OF DAY
1 -		111.2	1:20.327	84.0	46.764	76.3	3:03.291		85.47	9.183	11:33:39.603
2 -	51.798	116.5	1:21.181	84.6	46.469	77.0	2:59.448		87.30	5.340	11:36:39.051
3 -	51.567	116.5	1:19.690	83.8	47.050	75.5	2:58.307		87.86	4.199	11:39:37.358
4 -	51.739	120.9	1:18.302	84.6	46.157	76.1	2:56.198	**(3)**	88.91	2.090	11:42:33.556
5 -	51.204	***121.1***	1:18.965	***85.2***	47.258	73.0	2:57.427		88.30	3.319	11:45:30.983
6 -	52.747	112.9	1:19.324	84.4	47.601	76.2	2:59.672		87.20	5.564	11:48:30.655
7 -	51.867	114.3	1:17.596	83.8	45.542	77.4	2:55.005	**(2)**	89.52	0.897	11:51:25.660
8 -	52.382	110.5	1:17.946	84.9	46.358	***78.9***	2:56.686		88.67	2.578	11:54:22.346
9 -	51.112	116.1	***1:17.460***	84.9	***45.536***	77.6	***2:54.108***	**(1)**	***89.98***		***11:57:16.454***
10 -	52.141	111.1	1:20.010	85.1	46.172	76.4	2:58.323		87.86	4.215	12:00:14.777
11 -	***50.658***	116.9	1:20.500	84.0	46.581	78.1	2:57.739		88.14	3.631	12:03:12.516

P3 6 270R Justin HEAP

Caterham 270R -

IDEAL LAP TIME : 2:55.072 BEST LAP TIME : 2:55.072 DIFFERENCE : 0.000

LAP	SECTOR 1		SECTOR 2		SECTOR 3		LAP TIME		MPH	DIFF	TIME OF DAY
1 -		111.8	1:19.804	85.0	46.495	78.4	3:00.795		86.65	5.723	11:33:37.107
2 -	52.390	109.2	1:20.788	84.7	46.510	77.9	2:59.688		87.19	4.616	11:36:36.795
3 -	52.034	108.0	1:19.634	85.5	46.096	78.1	2:57.764		88.13	2.692	11:39:34.559
4 -	51.146	***119.1***	1:19.113	84.8	46.536	74.1	2:56.795	**(2)**	88.61	1.723	11:42:31.354
5 -	51.385	118.7	1:19.289	84.2	46.401	78.2	2:57.075		88.47	2.003	11:45:28.429
6 -	***50.847***	115.1	***1:18.460***	85.5	***45.765***	78.6	***2:55.072***	**(1)**	***89.49***		***11:48:23.501***
7 -	51.810	113.1	1:19.630	***86.1***	46.397	77.8	2:57.837		88.10	2.765	11:51:21.338
8 -	51.876	110.7	1:19.359	84.6	45.975	78.8	2:57.210		88.41	2.138	11:54:18.548
9 -	51.506	110.7	1:19.046	84.6	46.481	76.5	2:57.033	**(3)**	88.50	1.961	11:57:15.581
10 -	52.855	111.6	1:19.330	84.8	46.816	77.5	2:59.001		87.52	3.929	12:00:14.582
11 -	50.921	115.1	1:19.950	84.4	47.386	***79.0***	2:58.257		87.89	3.185	12:03:12.839

P4 77 270R Daniel FRENCH

Caterham 270R -

IDEAL LAP TIME : 2:54.713 BEST LAP TIME : 2:55.913 DIFFERENCE : 1.200

LAP	SECTOR 1		SECTOR 2		SECTOR 3		LAP TIME		MPH	DIFF	TIME OF DAY
1 -		110.3	1:19.615	84.3	46.543	78.4	3:00.553		86.77	4.640	11:33:36.865
2 -	52.528	113.5	1:19.903	82.7	46.974	78.6	2:59.405		87.33	3.492	11:36:36.270
3 -	52.476	111.1	1:18.839	85.0	45.938	78.5	2:57.253		88.39	1.340	11:39:33.523
4 -	51.623	117.3	1:19.094	84.3	46.437	78.3	2:57.154	**(3)**	88.44	1.241	11:42:30.677
5 -	51.839	112.9	1:19.047	84.0	46.453	78.3	2:57.339		88.34	1.426	11:45:28.016
6 -	51.384	113.9	1:19.241	84.6	***45.288***	78.5	***2:55.913***	**(1)**	***89.06***		***11:48:23.929***
7 -	51.257	113.1	1:19.428	84.6	46.922	78.6	2:57.607		88.21	1.694	11:51:21.536
8 -	51.708	111.4	1:19.884	85.1	46.380	***80.0***	2:57.972		88.03	2.059	11:54:19.508
9 -	51.240	117.7	***1:18.546***	84.9	46.639	79.1	2:56.425	**(2)**	88.80	0.512	11:57:15.933
10 -	52.557	112.0	1:19.928	85.7	46.707	77.5	2:59.192		87.43	3.279	12:00:15.125
11 -	***50.879***	***120.2***	1:20.474	***86.2***	46.651	77.1	2:58.004		88.01	2.091	12:03:13.129

Weather / Track : Overcast / Dry

Spa-Francorchamps
Circuit Length = 4.3520 miles
Start: 11:30 Flag 12:03 End: 12:07

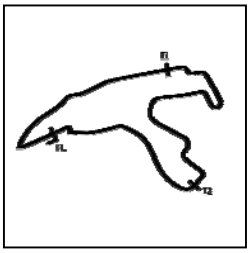

Motul Seven 270R & Avon Tyres Caterham Roadsport Championships

RACE 2 - SECTOR ANALYSIS

SECTOR 1 = FL to I1, SECTOR 2 = I1 to I2, SECTOR 3 = I2 to FL, DIFF = Difference To Personal Best Lap, P = Crossed Finish Line in Pit Lane, D = Time Disallowed

P5 5 270R Gregory MONKS Caterham 270R -

IDEAL LAP TIME : 2:54.363 BEST LAP TIME : 2:55.240 DIFFERENCE : 0.877

LAP	SECTOR 1		SECTOR 2		SECTOR 3		LAP TIME		MPH	DIFF	TIME OF DAY
1 -		115.1	1:19.784	85.1	46.030	77.9	3:01.805		86.17	6.565	11:33:38.117
2 -	51.717	113.1	1:21.785	85.0	46.747	75.0	3:00.249		86.92	5.009	11:36:38.366
3 -	51.827	116.5	1:18.871	84.6	46.551	78.3	2:57.249		88.39	2.009	11:39:35.615
4 -	52.132	116.1	1:19.303	83.9	46.924	77.4	2:58.359		87.84	3.119	11:42:33.974
5 -	51.112	***122.2***	1:19.039	84.6	47.275	77.2	2:57.426		88.30	2.186	11:45:31.400
6 -	52.584	118.5	1:19.326	84.5	47.777	78.1	2:59.687		87.19	4.447	11:48:31.087
7 -	51.465	114.7	1:17.834	***85.8***	***45.941***	***79.2***	***2:55.240***	**(1)**	***89.40***		***11:51:26.327***
8 -	51.481	112.7	***1:17.609***	84.7	46.274	78.9	2:55.364	**(2)**	89.34	0.124	11:54:21.691
9 -	51.783	115.7	1:18.155	81.8	46.186	76.9	2:56.124	**(3)**	88.95	0.884	11:57:17.815
10 -	51.071	112.7	1:20.522	85.0	46.619	77.6	2:58.212		87.91	2.972	12:00:16.027
11 -	***50.813***	117.9	1:20.048	***85.8***	46.296	76.8	2:57.157		88.43	1.917	12:03:13.184

P6 86 270R James DE LUSIGNAN Caterham 270R -

IDEAL LAP TIME : 2:53.627 BEST LAP TIME : 2:54.522 DIFFERENCE : 0.895

LAP	SECTOR 1		SECTOR 2		SECTOR 3		LAP TIME		MPH	DIFF	TIME OF DAY
1 -		117.9	1:19.882	84.2	46.598	77.4	3:01.495		86.32	6.973	11:33:37.807
2 -	51.905	108.9	1:21.441	84.7	46.215	77.0	2:59.561		87.25	5.039	11:36:37.368
3 -	51.966	116.3	1:19.312	84.5	46.333	78.2	2:57.611		88.21	3.089	11:39:34.979
4 -	***50.839***	117.7	1:19.389	82.8	46.278	77.3	2:56.506		88.76	1.984	11:42:31.485
5 -	51.278	116.3	1:19.729	85.3	49.071	75.1	3:00.078		87.00	5.556	11:45:31.563
6 -	52.785	***120.4***	1:19.697	84.0	47.223	77.4	2:59.705		87.18	5.183	11:48:31.268
7 -	51.416	111.8	1:19.131	83.5	***45.523***	78.3	2:56.070	**(3)**	88.98	1.548	11:51:27.338
8 -	51.541	117.5	1:17.293	***86.0***	45.700	***79.8***	2:54.534	**(2)**	89.76	0.012	11:54:21.872
9 -	51.549	115.1	***1:17.265***	83.6	45.708	76.5	***2:54.522***	**(1)**	***89.77***		***11:57:16.394***
10 -	52.262	108.0	1:20.398	84.7	46.862	76.7	2:59.522		87.27	5.000	12:00:15.916
11 -	50.994	118.1	1:20.149	85.2	46.143	77.5	2:57.286		88.37	2.764	12:03:13.202

P7 25 270R Neil FRASER Caterham 270R -

IDEAL LAP TIME : 2:55.047 BEST LAP TIME : 2:55.673 DIFFERENCE : 0.626

LAP	SECTOR 1		SECTOR 2		SECTOR 3		LAP TIME		MPH	DIFF	TIME OF DAY
1 -		108.5	1:20.555	85.5	46.539	77.6	3:01.652		86.24	5.979	11:33:37.964
2 -	51.474	119.4	1:20.282	83.6	46.135	76.0	2:57.891		88.07	2.218	11:36:35.855
3 -	52.871	111.4	1:19.396	85.1	46.499	79.1	2:58.766		87.64	3.093	11:39:34.621
4 -	51.217	116.7	1:19.630	84.6	46.309	78.6	2:57.156	**(3)**	88.43	1.483	11:42:31.777
5 -	51.276	***121.7***	1:19.299	84.6	46.701	77.1	2:57.276		88.37	1.603	11:45:29.053
6 -	51.381	115.5	***1:18.571***	84.8	***45.721***	78.3	***2:55.673***	**(1)**	***89.18***		***11:48:24.726***
7 -	***50.755***	117.5	1:19.915	84.5	46.692	***79.6***	2:57.362		88.33	1.689	11:51:22.088
8 -	51.161	111.6	1:19.642	85.0	46.474	78.6	2:57.277		88.37	1.604	11:54:19.365
9 -	51.490	115.7	1:18.717	84.5	46.227	78.4	2:56.434	**(2)**	88.80	0.761	11:57:15.799
10 -	52.751	110.1	1:20.268	85.1	46.938	77.4	2:59.957		87.06	4.284	12:00:15.756
11 -	51.108	118.9	1:19.816	***85.8***	46.911	76.5	2:57.835		88.10	2.162	12:03:13.591

P8 17 270R Tom ALLEN Caterham 270R -

IDEAL LAP TIME : 2:55.608 BEST LAP TIME : 2:56.017 DIFFERENCE : 0.409

LAP	SECTOR 1		SECTOR 2		SECTOR 3		LAP TIME		MPH	DIFF	TIME OF DAY
1 -		112.5	1:19.070	83.6	46.810	79.5	3:00.260		86.91	4.243	11:33:36.572
2 -	52.834	111.2	1:21.059	***86.3***	46.627	76.9	3:00.520		86.79	4.503	11:36:37.092
3 -	***51.501***	***116.1***	1:18.120	83.9	46.525	***79.6***	2:56.146	**(2)**	88.94	0.129	11:39:33.238
4 -	51.858	111.4	1:18.722	84.3	46.171	77.9	2:56.751	**(3)**	88.64	0.734	11:42:29.989
5 -	52.166	111.8	1:18.752	83.9	46.399	78.0	2:57.317		88.35	1.300	11:45:27.306
6 -	51.782	111.6	***1:18.070***	84.9	46.165	77.9	***2:56.017***	**(1)**	***89.01***		***11:48:23.323***
7 -	51.908	112.2	1:19.150	84.3	46.785	77.3	2:57.843		88.09	1.826	11:51:21.166
8 -	51.947	111.6	1:18.910	85.5	***46.037***	78.4	2:56.894		88.57	0.877	11:54:18.060
9 -	51.961	111.8	1:18.463	83.9	48.046	78.6	2:58.470		87.78	2.453	11:57:16.530
10 -	51.928	113.3	1:18.692	84.8	46.493	77.5	2:57.113		88.46	1.096	12:00:13.643
11 -	51.993	112.2	1:20.434	83.7	47.582	78.7	3:00.009		87.03	3.992	12:03:13.652

Weather / Track : Overcast / Dry

Spa-Francorchamps
Circuit Length = 4.3520 miles
Start: 11:30 Flag 12:03 End: 12:07

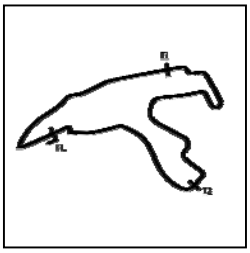

Motul Seven 270R & Avon Tyres Caterham Roadsport Championships

RACE 2 - SECTOR ANALYSIS

SECTOR 1 = FL to I1, SECTOR 2 = I1 to I2, SECTOR 3 = I2 to FL, DIFF = Difference To Personal Best Lap, P = Crossed Finish Line in Pit Lane, D = Time Disallowed

P9 36 270R Daniel HALSTEAD

Caterham 270R - DPR Motorsport

IDEAL LAP TIME : 2:54.698 BEST LAP TIME : 2:55.624 DIFFERENCE : 0.926

LAP	SECTOR 1		SECTOR 2		SECTOR 3		LAP TIME		MPH	DIFF	TIME OF DAY
1 -		111.8	1:19.224	84.8	46.505	76.5	3:00.111		86.98	4.487	11:33:36.423
2 -	52.964	111.6	1:20.648	84.5	45.999	78.3	2:59.611		87.23	3.987	11:36:36.034
3 -	52.943	108.5	1:18.900	85.3	46.068	79.4	2:57.911		88.06	2.287	11:39:33.945
4 -	51.389	111.8	1:19.715	84.6	46.499	77.5	2:57.603		88.21	1.979	11:42:31.548
5 -	***51.146***	117.5	1:19.292	83.4	49.622	73.1	3:00.060		87.01	4.436	11:45:31.608
6 -	52.058	112.7	1:19.243	84.3	46.844	78.5	2:58.145		87.94	2.521	11:48:29.753
7 -	52.057	111.2	***1:17.858***	84.3	46.228	***79.5***	2:56.143	**(2)**	88.94	0.519	11:51:25.896
8 -	52.004	111.8	1:17.926	***85.7***	***45.694***	77.9	***2:55.624***	**(1)**	***89.21***		***11:54:21.520***
9 -	52.158	116.5	1:18.024	84.7	46.618	78.3	2:56.800	**(3)**	88.61	1.176	11:57:18.320
10 -	51.570	117.5	1:19.741	***85.7***	46.436	73.2	2:57.747		88.14	2.123	12:00:16.067
11 -	51.148	***121.1***	1:20.488	84.3	46.326	78.1	2:57.962		88.03	2.338	12:03:14.029

P10 74 270R Oli PRATT

Caterham 270R - Geotechnical Experts Ltd

IDEAL LAP TIME : 2:54.310 BEST LAP TIME : 2:54.607 DIFFERENCE : 0.297

LAP	SECTOR 1		SECTOR 2		SECTOR 3		LAP TIME		MPH	DIFF	TIME OF DAY
1 -		113.1	1:20.551	84.3	45.834	78.1	3:02.575		85.81	7.968	11:33:38.887
2 -	51.256	113.1	1:22.072	84.9	46.488	77.2	2:59.816		87.13	5.209	11:36:38.703
3 -	51.644	112.7	1:20.165	84.2	46.181	77.7	2:57.990		88.02	3.383	11:39:36.693
4 -	***50.928***	115.5	1:19.109	82.8	47.356	76.7	2:57.393		88.32	2.786	11:42:34.086
5 -	51.107	***120.4***	1:19.414	***85.3***	47.162	76.0	2:57.683		88.17	3.076	11:45:31.769
6 -	52.244	115.1	1:20.276	***85.3***	46.693	76.3	2:59.213		87.42	4.606	11:48:30.982
7 -	51.733	115.3	1:19.288	83.6	45.876	***78.7***	2:56.897	**(3)**	88.56	2.290	11:51:27.879
8 -	51.151	115.7	1:18.568	82.3	***45.720***	78.2	2:55.439	**(2)**	89.30	0.832	11:54:23.318
9 -	51.030	118.1	***1:17.662***	84.2	45.915	78.0	***2:54.607***	**(1)**	***89.73***		***11:57:17.925***
10 -	51.127	115.7	1:20.950	85.1	46.034	76.0	2:58.111		87.96	3.504	12:00:16.036
11 -	51.345	116.1	1:20.006	85.2	47.164	77.2	2:58.515		87.76	3.908	12:03:14.551

P11 33 270R Matthew CREAK

Caterham 270R - Team CRC Transport Limited

IDEAL LAP TIME : 2:54.289 BEST LAP TIME : 2:55.729 DIFFERENCE : 1.440

LAP	SECTOR 1		SECTOR 2		SECTOR 3		LAP TIME		MPH	DIFF	TIME OF DAY
1 -		118.1	1:20.028	85.0	46.317	78.2	3:02.402		85.89	6.673	11:33:38.714
2 -	51.342	112.5	1:21.401	85.2	46.580	***78.9***	2:59.323		87.37	3.594	11:36:38.037
3 -	51.126	114.7	1:19.730	85.2	46.506	78.8	2:57.362		88.33	1.633	11:39:35.399
4 -	***50.388***	117.9	1:19.900	85.4	46.241	78.4	2:56.529		88.75	0.800	11:42:31.928
5 -	51.677	121.5	1:19.491	85.0	47.379	73.9	2:58.547		87.75	2.818	11:45:30.475
6 -	54.534	118.3	1:19.877	85.8	47.291	74.8	3:01.702		86.22	5.973	11:48:32.177
7 -	50.697	104.6	1:19.874	85.2	46.225	77.5	2:56.796		88.61	1.067	11:51:28.973
8 -	50.898	120.2	***1:18.519***	85.3	46.381	78.3	2:55.798	**(2)**	89.12	0.069	11:54:24.771
9 -	51.097	116.9	1:19.482	86.0	45.921	77.5	2:56.500	**(3)**	88.76	0.771	11:57:21.271
10 -	51.169	118.7	1:19.178	85.1	***45.382***	77.3	***2:55.729***	**(1)**	***89.15***		***12:00:17.000***
11 -	50.937	***122.0***	1:19.929	***86.2***	46.716	76.3	2:57.582		88.22	1.853	12:03:14.582

P12 3 270R James MURPHY

Caterham 270R - DPR Motorsport

IDEAL LAP TIME : 2:54.828 BEST LAP TIME : 2:55.882 DIFFERENCE : 1.054

LAP	SECTOR 1		SECTOR 2		SECTOR 3		LAP TIME		MPH	DIFF	TIME OF DAY
1 -		115.1	1:20.369	82.9	46.271	78.2	3:06.154		84.16	10.272	11:33:42.466
2 -	51.554	119.4	1:19.431	84.6	45.901	77.4	2:56.886		88.57	1.004	11:36:39.352
3 -	51.108	***121.5***	1:19.664	84.5	46.099	78.8	2:56.871		88.58	0.989	11:39:36.223
4 -	51.356	118.9	1:18.994	84.3	***45.532***	***79.2***	***2:55.882***	**(1)**	***89.07***		***11:42:32.105***
5 -	50.951	120.4	1:19.765	***85.0***	47.929	73.8	2:58.645		87.70	2.763	11:45:30.750
6 -	52.789	115.5	1:20.357	84.6	47.228	73.8	3:00.374		86.86	4.492	11:48:31.124
7 -	51.474	113.5	1:19.015	84.0	45.987	78.9	2:56.476	**(3)**	88.77	0.594	11:51:27.600
8 -	51.379	117.3	***1:18.466***	81.6	46.562	78.8	2:56.407	**(2)**	88.81	0.525	11:54:24.007
9 -	51.965	115.7	1:19.075	83.7	46.420	77.1	2:57.460		88.28	1.578	11:57:21.467
10 -	***50.830***	117.5	1:20.227	84.9	45.777	76.8	2:56.834		88.60	0.952	12:00:18.301
11 -	51.506	119.1	1:19.172	84.9	46.073	77.6	2:56.751		88.64	0.869	12:03:15.052

Weather / Track : Overcast / Dry

Spa-Francorchamps
Circuit Length = 4.3520 miles
Start: 11:30 Flag 12:03 End: 12:07

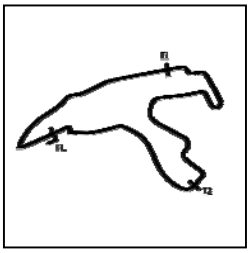

Motul Seven 270R & Avon Tyres Caterham Roadsport Championships

RACE 2 - SECTOR ANALYSIS

SECTOR 1 = FL to I1, SECTOR 2 = I1 to I2, SECTOR 3 = I2 to FL, DIFF = Difference To Personal Best Lap, P = Crossed Finish Line in Pit Lane, D = Time Disallowed

P13 23 270R Andy MORGAN

Caterham 270R -

IDEAL LAP TIME : 2:54.624 BEST LAP TIME : 2:55.365 DIFFERENCE : 0.741

LAP	SECTOR 1		SECTOR 2		SECTOR 3		LAP TIME		MPH	DIFF	TIME OF DAY
1 -		117.3	1:21.199	83.9	46.681	76.9	3:05.952		84.25	10.587	11:33:42.264
2 -	51.704	117.9	1:19.666	84.4	46.362	77.4	2:57.732		88.15	2.367	11:36:39.996
3 -	51.246	119.4	1:19.548	***85.4***	46.417	77.8	2:57.211		88.41	1.846	11:39:37.207
4 -	51.665	118.7	1:19.102	83.2	46.285	77.5	2:57.052		88.49	1.687	11:42:34.259
5 -	52.332	116.1	***1:18.379***	84.9	46.781	76.5	2:57.492		88.27	2.127	11:45:31.751
6 -	53.467	120.9	1:20.100	85.1	47.121	75.6	3:00.688		86.71	5.323	11:48:32.439
7 -	51.971	116.7	1:18.982	***85.4***	***45.310***	77.4	2:56.263	**(2)**	88.88	0.898	11:51:28.702
8 -	51.518	115.9	1:18.861	84.7	46.059	78.1	2:56.438	**(3)**	88.79	1.073	11:54:25.140
9 -	***50.935***	***123.1***	1:18.416	83.6	46.014	76.6	***2:55.365***	**(1)**	***89.34***		***11:57:20.505***
10 -	52.149	112.5	1:20.430	84.5	45.867	***78.2***	2:58.446		87.79	3.081	12:00:18.951
11 -	52.024	115.1	1:18.473	85.1	45.977	76.9	2:56.474		88.78	1.109	12:03:15.425

P14 11 270R Chris MOORE

Caterham 270R - DPR Motorsport

IDEAL LAP TIME : 2:55.087 BEST LAP TIME : 2:55.878 DIFFERENCE : 0.791

LAP	SECTOR 1		SECTOR 2		SECTOR 3		LAP TIME		MPH	DIFF	TIME OF DAY
1 -		117.5	1:21.126	84.6	***45.860***	76.8	3:04.101		85.10	8.223	11:33:40.413
2 -	***50.847***	122.0	1:20.727	85.2	46.755	76.7	2:58.329		87.85	2.451	11:36:38.742
3 -	51.545	118.9	1:19.356	85.5	46.916	77.8	2:57.817		88.11	1.939	11:39:36.559
4 -	50.955	118.5	1:18.798	84.3	47.168	78.0	2:56.921		88.55	1.043	11:42:33.480
5 -	50.937	117.7	1:18.987	84.4	47.403	76.0	2:57.327		88.35	1.449	11:45:30.807
6 -	54.044	118.9	1:20.267	***85.9***	47.446	***78.6***	3:01.757		86.20	5.879	11:48:32.564
7 -	51.725	117.7	1:18.850	84.9	46.010	78.1	2:56.585	**(3)**	88.72	0.707	11:51:29.149
8 -	50.918	***122.2***	1:18.643	85.2	46.317	77.2	***2:55.878***	**(1)**	***89.08***		***11:54:25.027***
9 -	50.851	120.9	***1:18.380***	83.1	47.291	78.1	2:56.522	**(2)**	88.75	0.644	11:57:21.549
10 -	50.949	115.3	1:19.702	84.7	46.164	78.0	2:56.815		88.60	0.937	12:00:18.364
11 -	51.343	118.3	1:18.708	85.0	47.254	77.7	2:57.305		88.36	1.427	12:03:15.669

P15 8 270R John ISHERWOOD

Caterham 270R -

IDEAL LAP TIME : 2:55.943 BEST LAP TIME : 2:56.520 DIFFERENCE : 0.577

LAP	SECTOR 1		SECTOR 2		SECTOR 3		LAP TIME		MPH	DIFF	TIME OF DAY
1 -		109.2	1:22.464	84.4	46.643	77.7	3:05.625		84.40	9.105	11:33:41.937
2 -	52.027	116.7	1:20.514	85.3	46.462	77.3	2:59.003		87.52	2.483	11:36:40.940
3 -	51.960	118.3	1:19.789	84.7	46.069	78.5	2:57.818	**(3)**	88.10	1.298	11:39:38.758
4 -	51.448	118.9	1:19.289	83.9	***45.783***	78.3	***2:56.520***	**(1)**	***88.75***		***11:42:35.278***
5 -	***51.412***	114.7	***1:18.748***	85.4	46.779	77.7	2:56.939	**(2)**	88.54	0.419	11:45:32.217
6 -	52.605	***119.6***	1:19.811	***85.8***	47.760	74.8	3:00.176		86.95	3.656	11:48:32.393
7 -	52.202	114.5	1:20.171	85.2	45.928	77.6	2:58.301		87.87	1.781	11:51:30.694
8 -	53.283	113.1	1:18.907	84.6	46.299	***78.6***	2:58.489		87.77	1.969	11:54:29.183
9 -	52.649	113.5	1:19.666	83.9	46.854	77.0	2:59.169		87.44	2.649	11:57:28.352
10 -	52.602	110.1	1:19.723	83.8	46.560	76.9	2:58.885		87.58	2.365	12:00:27.237
11 -	52.683	110.3	1:19.340	84.2	46.996	76.6	2:59.019		87.51	2.499	12:03:26.256

P16 88 270R James MCCALL

Caterham 270R -

IDEAL LAP TIME : 2:56.789 BEST LAP TIME : 2:57.661 DIFFERENCE : 0.872

LAP	SECTOR 1		SECTOR 2		SECTOR 3		LAP TIME		MPH	DIFF	TIME OF DAY
1 -		***121.5***	1:22.063	83.1	47.100	***78.1***	3:06.560		83.98	8.899	11:33:42.872
2 -	52.100	120.0	1:20.453	83.6	46.220	77.3	2:58.773		87.63	1.112	11:36:41.645
3 -	51.865	119.1	1:19.821	83.8	46.370	77.1	2:58.056	**(2)**	87.99	0.395	11:39:39.701
4 -	***51.629***	119.8	1:20.838	83.3	46.510	77.0	2:58.977		87.53	1.316	11:42:38.678
5 -	51.885	118.7	1:20.435	82.7	46.977	75.5	2:59.297		87.38	1.636	11:45:37.975
6 -	52.979	111.8	1:19.506	84.0	47.262	72.7	2:59.747		87.16	2.086	11:48:37.722
7 -	52.110	114.5	1:19.798	83.7	***45.753***	76.5	***2:57.661***	**(1)**	***88.18***		***11:51:35.383***
8 -	52.863	113.1	1:20.706	84.4	46.625	76.1	3:00.194		86.94	2.533	11:54:35.577
9 -	53.237	110.5	1:19.561	83.9	46.417	76.0	2:59.215		87.42	1.554	11:57:34.792
10 -	52.622	112.0	1:19.764	83.2	46.996	75.6	2:59.382		87.34	1.721	12:00:34.174
11 -	52.611	112.4	***1:19.407***	***84.5***	46.301	76.3	2:58.319	**(3)**	87.86	0.658	12:03:32.493

Weather / Track : Overcast / Dry

Spa-Francorchamps
Circuit Length = 4.3520 miles
Start: 11:30 Flag 12:03 End: 12:07

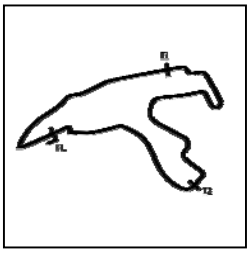

Motul Seven 270R & Avon Tyres Caterham Roadsport Championships

RACE 2 - SECTOR ANALYSIS

SECTOR 1 = FL to I1, SECTOR 2 = I1 to I2, SECTOR 3 = I2 to FL, DIFF = Difference To Personal Best Lap, P = Crossed Finish Line in Pit Lane, D = Time Disallowed

P17 57 270R Nilesh PARMAR

Caterham 270R - DPR Motorsport

IDEAL LAP TIME : 2:55.928 BEST LAP TIME : 2:57.535 DIFFERENCE : 1.607

LAP	SECTOR 1		SECTOR 2		SECTOR 3		LAP TIME	MPH	DIFF	TIME OF DAY
1 -		118.9	1:20.780	84.3	46.988	***78.7***	3:07.615	83.50	10.080	11:33:43.927
2 -	52.040	***120.6***	1:19.894	82.9	46.726	77.1	2:58.660	87.69	1.125	11:36:42.587
3 -	51.750	***120.6***	1:19.561	83.3	***46.224***	76.9	***2:57.535*** **(1)**	***88.25***		***11:39:40.122***
4 -	***51.370***	119.8	1:20.491	83.1	46.942	76.5	2:58.803	87.62	1.268	11:42:38.925
5 -	52.476	119.6	1:20.945	83.7	46.809	76.9	3:00.230	86.93	2.695	11:45:39.155
6 -	53.206	115.5	***1:18.334***	85.0	46.846	76.9	2:58.386	87.82	0.851	11:48:37.541
7 -	52.459	112.5	1:19.065	83.5	46.756	77.7	2:58.280 **(3)**	87.88	0.745	11:51:35.821
8 -	52.467	111.4	1:20.164	83.6	47.233	78.2	2:59.864	87.10	2.329	11:54:35.685
9 -	53.100	111.6	1:18.895	83.5	47.519	77.2	2:59.514	87.27	1.979	11:57:35.199
10 -	52.248	111.6	1:20.193	***85.4***	47.174	76.5	2:59.615	87.22	2.080	12:00:34.814
11 -	51.781	115.9	1:18.986	84.2	47.276	77.8	2:58.043 **(2)**	87.99	0.508	12:03:32.857

P18 95 270R Al MELTON

Caterham 270R -

IDEAL LAP TIME : 2:56.032 BEST LAP TIME : 2:57.532 DIFFERENCE : 1.500

LAP	SECTOR 1		SECTOR 2		SECTOR 3		LAP TIME	MPH	DIFF	TIME OF DAY
1 -		116.1	1:20.743	83.8	55.727	72.5	3:12.852	81.24	15.320	11:33:49.164
2 -	55.055	112.2	1:19.328	84.0	46.531	75.8	3:00.914	86.60	3.382	11:36:50.078
3 -	52.057	116.3	1:19.366	83.7	46.430	76.2	2:57.853	88.09	0.321	11:39:47.931
4 -	52.744	112.0	1:19.309	83.2	46.704	74.8	2:58.757	87.64	1.225	11:42:46.688
5 -	52.753	112.2	1:18.835	82.6	46.496	76.6	2:58.084	87.97	0.552	11:45:44.772
6 -	51.723	116.3	1:18.597	84.6	47.429	76.0	2:57.749	88.14	0.217	11:48:42.521
7 -	52.258	112.7	1:19.048	84.7	***46.226***	76.3	***2:57.532*** **(1)**	***88.25***		***11:51:40.053***
8 -	52.770	114.3	1:18.599	***85.1***	46.358	76.1	2:57.727	88.15	0.195	11:54:37.780
9 -	***51.300***	116.1	1:19.938	84.8	46.453	***78.2***	2:57.691 **(3)**	88.17	0.159	11:57:35.471
10 -	52.112	109.6	1:21.040	84.2	46.874	76.6	3:00.026	87.02	2.494	12:00:35.497
11 -	52.373	***117.3***	***1:18.506***	85.0	46.754	73.7	2:57.633 **(2)**	88.20	0.101	12:03:33.130

P19 9 270R Jimmy BEVAN

Caterham 270R -

IDEAL LAP TIME : 2:56.310 BEST LAP TIME : 2:57.405 DIFFERENCE : 1.095

LAP	SECTOR 1		SECTOR 2		SECTOR 3		LAP TIME	MPH	DIFF	TIME OF DAY
1 -		***121.7***	1:21.449	85.2	46.788	75.9	3:05.279	84.56	7.874	11:33:41.591
2 -	52.218	115.7	1:20.035	***86.1***	46.472	76.6	2:58.725	87.66	1.320	11:36:40.316
3 -	***51.351***	120.9	1:20.769	83.5	***45.902***	76.7	2:58.022 **(2)**	88.00	0.617	11:39:38.338
4 -	51.885	116.1	1:21.414	83.3	46.172	75.6	2:59.471	87.29	2.066	11:42:37.809
5 -	52.646	112.0	1:22.037	84.8	47.306	76.3	3:01.989	86.09	4.584	11:45:39.798
6 -	52.597	114.7	1:20.266	83.6	46.459	75.8	2:59.322	87.37	1.917	11:48:39.120
7 -	52.299	113.9	***1:19.057***	85.2	46.049	***77.4***	***2:57.405*** **(1)**	***88.31***		***11:51:36.525***
8 -	52.342	120.9	1:20.682	85.3	47.619	76.3	3:00.643	86.73	3.238	11:54:37.168
9 -	51.795	118.9	1:21.170	83.6	46.386	77.0	2:59.351	87.35	1.946	11:57:36.519
10 -	51.544	117.1	1:20.827	85.1	46.530	75.4	2:58.901	87.57	1.496	12:00:35.420
11 -	52.546	116.7	1:19.375	84.2	46.154	76.8	2:58.075 **(3)**	87.98	0.670	12:03:33.495

P20 21 270R Jonny JARRATT

Caterham 270R -

IDEAL LAP TIME : 2:56.285 BEST LAP TIME : 2:57.245 DIFFERENCE : 0.960

LAP	SECTOR 1		SECTOR 2		SECTOR 3		LAP TIME	MPH	DIFF	TIME OF DAY
1 -		113.9	1:21.553	85.1	47.295	77.4	3:07.458	83.57	10.213	11:33:43.770
2 -	52.155	117.1	1:20.256	84.2	45.968	77.4	2:58.379 **(3)**	87.83	1.134	11:36:42.149
3 -	51.849	***120.0***	1:19.521	85.5	46.536	77.3	2:57.906 **(2)**	88.06	0.661	11:39:40.055
4 -	***51.459***	117.9	1:20.961	83.7	46.880	77.4	2:59.300	87.38	2.055	11:42:39.355
5 -	51.791	***120.0***	1:20.977	80.1	47.899	78.2	3:00.667	86.72	3.422	11:45:40.022
6 -	53.198	117.9	1:20.225	84.6	46.320	***79.4***	2:59.743	87.16	2.498	11:48:39.765
7 -	52.665	116.7	1:20.678	84.8	46.294	76.8	2:59.637	87.21	2.392	11:51:39.402
8 -	53.464	113.5	1:20.052	85.3	46.157	78.3	2:59.673	87.20	2.428	11:54:39.075
9 -	52.709	117.1	1:19.408	***85.9***	46.478	78.5	2:58.595	87.72	1.350	11:57:37.670
10 -	51.477	116.7	1:20.767	84.9	46.525	77.1	2:58.769	87.64	1.524	12:00:36.439
11 -	52.419	116.1	***1:19.189***	83.5	***45.637***	78.3	***2:57.245*** **(1)**	***88.39***		***12:03:33.684***

Weather / Track : Overcast / Dry

Spa-Francorchamps
Circuit Length = 4.3520 miles
Start: 11:30 Flag 12:03 End: 12:07

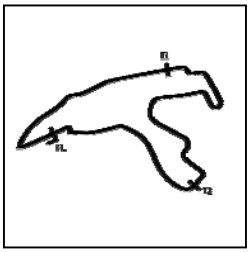

Motul Seven 270R & Avon Tyres Caterham Roadsport Championships

RACE 2 - SECTOR ANALYSIS

SECTOR 1 = FL to I1, SECTOR 2 = I1 to I2, SECTOR 3 = I2 to FL, DIFF = Difference To Personal Best Lap, P = Crossed Finish Line in Pit Lane, D = Time Disallowed

P21 28 270R Paul FIELDER

Caterham 270R -

IDEAL LAP TIME : 2:56.716 BEST LAP TIME : 2:57.602 DIFFERENCE : 0.886

LAP	SECTOR 1		SECTOR 2		SECTOR 3		LAP TIME	MPH	DIFF	TIME OF DAY
1 -		111.4	1:22.031	84.0	47.661	77.2	3:09.717	82.58	12.115	11:33:46.029
2 -	52.028	115.1	1:19.754	83.5	46.472	73.9	2:58.254 (2)	87.89	0.652	11:36:44.283
3 -	52.128	112.0	***1:19.203***	84.2	46.271	77.5	***2:57.602*** (1)	***88.21***		***11:39:41.885***
4 -	52.057	112.0	1:20.107	83.2	47.049	77.4	2:59.213	87.42	1.611	11:42:41.098
5 -	52.073	118.1	1:19.641	***85.0***	47.500	78.0	2:59.214	87.42	1.612	11:45:40.312
6 -	52.866	115.5	1:19.811	83.9	46.603	77.7	2:59.280	87.39	1.678	11:48:39.592
7 -	53.013	112.0	1:21.120	84.2	***46.193***	77.4	3:00.326	86.88	2.724	11:51:39.918
8 -	53.034	112.0	1:19.392	83.9	46.871	77.4	2:59.297	87.38	1.695	11:54:39.215
9 -	51.917	112.2	1:19.824	83.9	46.930	***78.6***	2:58.671	87.68	1.069	11:57:37.886
10 -	***51.320***	***118.5***	1:20.301	82.9	46.849	77.1	2:58.470 (3)	87.78	0.868	12:00:36.356
11 -	52.674	112.0	1:20.480	83.9	46.442	76.7	2:59.596	87.23	1.994	12:03:35.952

P22 42 270R Ian FORTESCUE

Caterham 270R -

IDEAL LAP TIME : 2:56.605 BEST LAP TIME : 2:57.519 DIFFERENCE : 0.914

LAP	SECTOR 1		SECTOR 2		SECTOR 3		LAP TIME	MPH	DIFF	TIME OF DAY
1 -		114.1	1:22.202	83.5	47.847	76.9	3:10.341	82.31	12.822	11:33:46.653
2 -	52.069	116.7	1:20.173	84.0	46.443	***77.8***	2:58.685	87.68	1.166	11:36:45.338
3 -	51.511	115.1	1:19.848	84.2	46.361	77.5	2:57.720 (2)	88.15	0.201	11:39:43.058
4 -	52.090	115.1	***1:19.216***	83.7	46.557	77.3	2:57.863 (3)	88.08	0.344	11:42:40.921
5 -	52.289	112.0	1:19.896	83.8	47.709	76.1	2:59.894	87.09	2.375	11:45:40.815
6 -	52.534	113.5	1:20.399	***84.9***	46.466	77.5	2:59.399	87.33	1.880	11:48:40.214
7 -	52.277	***118.9***	1:19.286	84.7	***45.956***	77.6	***2:57.519*** (1)	***88.25***		***11:51:37.733***
8 -	***51.433***	116.5	1:20.609	84.3	47.303	76.5	2:59.345	87.35	1.826	11:54:37.078
9 -	52.007	110.0	1:21.336	83.4	46.886	74.7	3:00.229	86.93	2.710	11:57:37.307
10 -	52.203	111.6	1:20.999	84.5	46.661	76.3	2:59.863	87.10	2.344	12:00:37.170
11 -	52.220	117.7	1:20.598	84.0	46.325	75.8	2:59.143	87.45	1.624	12:03:36.313

P23 72 270R Mark SMITH

Caterham 270R -

IDEAL LAP TIME : 2:57.782 BEST LAP TIME : 2:57.822 DIFFERENCE : 0.040

LAP	SECTOR 1		SECTOR 2		SECTOR 3		LAP TIME	MPH	DIFF	TIME OF DAY
1 -		114.5	1:23.529	83.3	47.466	76.2	3:09.314	82.75	11.492	11:33:45.626
2 -	52.615	110.5	1:20.395	83.4	***46.274***	77.7	2:59.284 (2)	87.38	1.462	11:36:44.910
3 -	***51.749***	114.3	***1:19.759***	***83.6***	46.314	78.1	***2:57.822*** (1)	***88.10***		***11:39:42.732***
4 -	52.491	107.2	1:20.922	82.0	46.602	***78.2***	3:00.015	87.03	2.193	11:42:42.747
5 -	52.067	***114.7***	1:21.878	82.5	47.417	77.2	3:01.362	86.38	3.540	11:45:44.109
6 -	52.578	105.0	1:20.868	83.2	46.817	77.7	3:00.263	86.91	2.441	11:48:44.372
7 -	52.317	114.5	1:20.381	83.0	46.918	76.6	2:59.616 (3)	87.22	1.794	11:51:43.988
8 -	52.455	113.3	1:21.249	83.4	46.692	77.3	3:00.396	86.85	2.574	11:54:44.384
9 -	52.756	112.0	1:20.919	82.8	46.488	77.1	3:00.163	86.96	2.341	11:57:44.547
10 -	52.699	112.2	1:21.221	83.1	47.295	75.6	3:01.215	86.45	3.393	12:00:45.762
11 -	52.973	111.8	1:20.953	82.4	46.838	75.9	3:00.764	86.67	2.942	12:03:46.526

P24 64 270R Neal EVANS

Caterham 270R -

IDEAL LAP TIME : 2:58.984 BEST LAP TIME : 3:00.000 DIFFERENCE : 1.016

LAP	SECTOR 1		SECTOR 2		SECTOR 3		LAP TIME	MPH	DIFF	TIME OF DAY
1 -		114.7	1:21.955	83.1	47.843	76.1	3:09.379	82.73	9.379	11:33:45.691
2 -	53.004	116.9	1:20.652	83.8	46.844	76.3	3:00.500 (3)	86.80	0.500	11:36:46.191
3 -	53.354	111.8	1:20.705	82.3	48.266	76.3	3:02.325	85.93	2.325	11:39:48.516
4 -	***52.127***	***117.3***	***1:20.090***	83.1	47.852	75.8	3:00.069 (2)	87.00	0.069	11:42:48.585
5 -	53.184	114.1	1:20.285	83.7	47.566	76.6	3:01.035	86.54	1.035	11:45:49.620
6 -	53.046	116.1	1:20.097	***84.5***	46.857	76.9	***3:00.000*** (1)	***87.04***		***11:48:49.620***
7 -	53.316	110.9	1:20.729	83.4	47.550	76.8	3:01.595	86.27	1.595	11:51:51.215
8 -	52.976	112.5	1:21.101	82.5	47.362	***77.8***	3:01.439	86.35	1.439	11:54:52.654
9 -	53.937	111.1	1:20.408	83.7	***46.767***	77.4	3:01.112	86.50	1.112	11:57:53.766
10 -	53.077	111.8	1:20.525	83.4	47.970	75.6	3:01.572	86.28	1.572	12:00:55.338
11 -	53.364	109.6	1:20.744	82.5	47.688	75.5	3:01.796	86.18	1.796	12:03:57.134

Weather / Track : Overcast / Dry

Spa-Francorchamps
Circuit Length = 4.3520 miles
Start: 11:30 Flag 12:03 End: 12:07

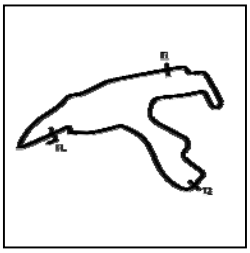

Motul Seven 270R & Avon Tyres Caterham Roadsport Championships

RACE 2 - SECTOR ANALYSIS

SECTOR 1 = FL to I1, SECTOR 2 = I1 to I2, SECTOR 3 = I2 to FL, DIFF = Difference To Personal Best Lap, P = Crossed Finish Line in Pit Lane, D = Time Disallowed

P25 63 270R Scott PARKER — Caterham 270R -

IDEAL LAP TIME : 2:58.714 BEST LAP TIME : 2:59.128 DIFFERENCE : 0.414

LAP	SECTOR 1		SECTOR 2		SECTOR 3		LAP TIME	MPH	DIFF	TIME OF DAY
1 -		***116.7***	1:22.141	83.0	48.081	72.7	3:10.362	82.30	11.234	11:33:46.674
2 -	54.098	113.5	1:19.911	84.2	47.667	54.0	3:01.676	86.23	2.548	11:36:48.350
3 -	53.918	111.8	***1:19.824***	83.7	47.678	75.5	3:01.420	86.36	2.292	11:39:49.770
4 -	***52.324***	115.9	1:20.238	83.1	***46.566***	***75.8***	***2:59.128*** **(1)**	***87.46***		***11:42:48.898***
5 -	52.884	111.2	1:19.900	82.9	47.604	74.5	3:00.388 **(3)**	86.85	1.260	11:45:49.286
6 -	52.994	111.8	1:19.988	82.8	47.074	73.6	3:00.056 **(2)**	87.01	0.928	11:48:49.342
7 -	53.474	111.8	1:21.078	***84.3***	47.014	74.3	3:01.566	86.29	2.438	11:51:50.908
8 -	53.209	111.8	1:21.379	83.5	46.833	75.1	3:01.421	86.35	2.293	11:54:52.329
9 -	54.187	111.2	1:19.841	82.9	47.011	74.2	3:01.039	86.54	1.911	11:57:53.368
10 -	53.460	110.7	1:20.144	82.8	48.655	75.7	3:02.259	85.96	3.131	12:00:55.627
11 -	53.455	113.7	1:20.913	81.5	47.482	68.0	3:01.850	86.15	2.722	12:03:57.477

P26 29 270R Alastair CURREY — Caterham 270R -

IDEAL LAP TIME : 2:58.528 BEST LAP TIME : 2:59.620 DIFFERENCE : 1.092

LAP	SECTOR 1		SECTOR 2		SECTOR 3		LAP TIME	MPH	DIFF	TIME OF DAY
1 -		115.1	1:22.159	81.9	47.755	77.4	3:10.666	82.17	11.046	11:33:46.978
2 -	53.021	113.9	***1:19.786***	83.4	46.813	77.0	***2:59.620*** **(1)**	***87.22***		***11:36:46.598***
3 -	52.907	111.8	1:22.367	81.5	47.202	77.2	3:02.476	85.86	2.856	11:39:49.074
4 -	52.787	111.6	1:21.019	82.4	47.131	76.8	3:00.937	86.59	1.317	11:42:50.011
5 -	***52.217***	111.6	1:20.231	83.1	47.563	77.2	3:00.011 **(2)**	87.03	0.391	11:45:50.022
6 -	53.378	112.0	1:20.186	83.1	***46.525***	77.6	3:00.089 **(3)**	86.99	0.469	11:48:50.111
7 -	52.840	111.6	1:21.697	***83.6***	46.928	77.3	3:01.465	86.33	1.845	11:51:51.576
8 -	52.758	***115.9***	1:21.883	83.0	46.923	***78.0***	3:01.564	86.29	1.944	11:54:53.140
9 -	53.530	110.3	1:21.224	82.9	52.512	75.6	3:07.266	83.66	7.646	11:58:00.406
10 -	53.570	110.7	1:21.343	81.1	47.386	76.5	3:02.299	85.94	2.679	12:01:02.705
11 -	53.095	111.2	1:21.198	81.4	47.624	75.9	3:01.917	86.12	2.297	12:04:04.622

P27 119 Roadspc Stuart BELL — Caterham Roadsport -

IDEAL LAP TIME : 2:59.982 BEST LAP TIME : 3:00.978 DIFFERENCE : 0.996

LAP	SECTOR 1		SECTOR 2		SECTOR 3		LAP TIME	MPH	DIFF	TIME OF DAY
1 -		108.4	1:19.467	81.2	48.099	74.8	3:34.530	73.03	33.552	11:34:10.842
2 -	54.012	105.5	1:20.741	81.4	48.298	75.8	3:03.051	85.59	2.073	11:37:13.893
3 -	***53.473***	108.0	1:19.482	81.3	48.023	***77.4***	***3:00.978*** **(1)**	***86.57***		***11:40:14.871***
4 -	54.045	109.6	1:20.389	81.7	47.535	75.4	3:01.969	86.09	0.991	11:43:16.840
5 -	54.088	105.3	1:19.587	81.4	47.945	75.1	3:01.620 **(3)**	86.26	0.642	11:46:18.460
6 -	53.848	105.5	1:20.557	***82.0***	47.585	76.6	3:01.990	86.08	1.012	11:49:20.450
7 -	53.735	***111.4***	1:20.218	81.9	48.168	75.7	3:02.121	86.02	1.143	11:52:22.571
8 -	54.138	105.3	1:19.214	81.8	48.627	76.0	3:01.979	86.09	1.001	11:55:24.550
9 -	54.392	105.6	***1:18.979***	81.0	47.881	76.0	3:01.252 **(2)**	86.44	0.274	11:58:25.802
10 -	53.856	105.1	1:19.431	81.6	48.479	74.9	3:01.766	86.19	0.788	12:01:27.568
11 -	54.802	106.6	1:20.578	81.7	***47.530***	72.2	3:02.910	85.65	1.932	12:04:30.478

P28 70 Roadspc Lars Alexander HOFFMANN — Caterham Roadsport -

IDEAL LAP TIME : 2:59.979 BEST LAP TIME : 3:01.133 DIFFERENCE : 1.154

LAP	SECTOR 1		SECTOR 2		SECTOR 3		LAP TIME	MPH	DIFF	TIME OF DAY
1 -		105.5	1:19.622	82.3	48.625	75.1	3:35.328	72.76	34.195	11:34:11.640
2 -	***53.348***	***111.6***	1:19.924	79.7	48.005	74.6	3:01.277 **(2)**	86.42	0.144	11:37:12.917
3 -	54.679	106.5	1:20.047	***83.3***	47.555	76.9	3:02.281	85.95	1.148	11:40:15.198
4 -	53.680	107.8	1:20.107	82.2	48.394	74.7	3:02.181	85.99	1.048	11:43:17.379
5 -	53.644	104.2	1:19.695	82.4	48.068	74.8	3:01.407 **(3)**	86.36	0.274	11:46:18.786
6 -	53.422	109.8	1:19.776	81.1	47.935	74.8	***3:01.133*** **(1)**	***86.49***		***11:49:19.919***
7 -	54.408	110.3	1:20.399	82.5	***47.533***	74.4	3:02.340	85.92	1.207	11:52:22.259
8 -	54.492	104.5	1:19.470	82.3	47.868	74.8	3:01.830	86.16	0.697	11:55:24.089
9 -	54.917	106.3	***1:19.098***	82.4	47.824	***77.0***	3:01.839	86.16	0.706	11:58:25.928
10 -	53.802	104.3	1:19.632	82.4	48.135	74.4	3:01.569	86.28	0.436	12:01:27.497
11 -	54.765	105.5	1:19.853	82.2	48.457	75.3	3:03.075	85.57	1.942	12:04:30.572

Weather / Track : Overcast / Dry

Spa-Francorchamps
Circuit Length = 4.3520 miles
Start: 11:30 Flag 12:03 End: 12:07

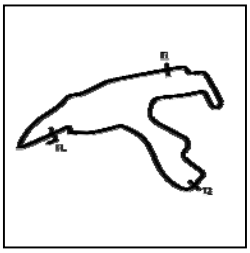

Motul Seven 270R & Avon Tyres Caterham Roadsport Championships

RACE 2 - SECTOR ANALYSIS

SECTOR 1 = FL to I1, SECTOR 2 = I1 to I2, SECTOR 3 = I2 to FL, DIFF = Difference To Personal Best Lap, P = Crossed Finish Line in Pit Lane, D = Time Disallowed

P29 190 Roadspc Harry COOK

Caterham Roadsport -

IDEAL LAP TIME : 2:59.283 BEST LAP TIME : 2:59.369 DIFFERENCE : 0.086

LAP	SECTOR 1		SECTOR 2		SECTOR 3		LAP TIME		MPH	DIFF	TIME OF DAY
1 -		***117.5***	1:20.626	82.9	49.788	***75.7***	3:39.485		71.38	40.116	11:34:15.797
2 -	53.333	115.5	***1:19.089***	***83.5***	***46.947***	74.4	***2:59.369***	**(1)**	***87.34***		***11:37:15.166***
3 -	53.635	111.1	1:21.251	82.4	47.073	75.5	3:01.959		86.10	2.590	11:40:17.125
4 -	53.506	114.9	1:19.819	80.2	47.393	75.0	3:00.718	**(3)**	86.69	1.349	11:43:17.843
5 -	54.053	114.1	1:20.414	81.1	47.635	70.5	3:02.102		86.03	2.733	11:46:19.945
6 -	53.760	109.2	1:19.334	81.7	47.597	72.7	3:00.691	**(2)**	86.70	1.322	11:49:20.636
7 -	53.615	107.3	1:20.972	82.2	48.159	72.7	3:02.746		85.73	3.377	11:52:23.382
8 -	54.284	112.7	1:19.392	81.9	48.408	***75.7***	3:02.084		86.04	2.715	11:55:25.466
9 -	53.730	112.0	1:19.380	82.6	48.028	74.2	3:01.138		86.49	1.769	11:58:26.604
10 -	***53.247***	101.5	1:19.935	81.6	47.905	72.3	3:01.087		86.51	1.718	12:01:27.691
11 -	54.669	105.0	1:20.778	82.4	47.454	71.5	3:02.901		85.66	3.532	12:04:30.592

P30 174 Roadspc Alan VENTERS

Caterham Roadsport -

IDEAL LAP TIME : 2:59.624 BEST LAP TIME : 3:00.462 DIFFERENCE : 0.838

LAP	SECTOR 1		SECTOR 2		SECTOR 3		LAP TIME		MPH	DIFF	TIME OF DAY
1 -		111.6	1:21.166	82.0	49.424	76.5	3:38.426		71.72	37.964	11:34:14.738
2 -	***52.663***	113.1	1:20.123	82.9	48.031	75.0	3:00.817	**(2)**	86.64	0.355	11:37:15.555
3 -	53.288	112.2	1:22.149	83.5	47.116	***77.6***	3:02.553		85.82	2.091	11:40:18.108
4 -	52.727	107.3	1:20.900	82.3	47.368	76.1	3:00.995	**(3)**	86.56	0.533	11:43:19.103
5 -	53.017	***114.5***	1:20.631	79.8	47.712	76.0	3:01.360		86.38	0.898	11:46:20.463
6 -	53.293	108.5	1:20.951	82.7	47.181	76.3	3:01.425		86.35	0.963	11:49:21.888
7 -	52.834	109.4	1:21.693	83.2	48.191	75.1	3:02.718		85.74	2.256	11:52:24.606
8 -	52.812	111.2	***1:19.942***	***83.9***	47.708	76.6	***3:00.462***	**(1)**	***86.81***		***11:55:25.068***
9 -	53.966	111.6	1:20.039	83.5	47.570	76.7	3:01.575		86.28	1.113	11:58:26.643
10 -	53.006	106.1	1:20.613	83.8	47.895	73.8	3:01.514		86.31	1.052	12:01:28.157
11 -	54.476	103.8	1:21.222	83.6	***47.019***	76.0	3:02.717		85.74	2.255	12:04:30.874

P31 129 Roadspc Will ROSSETTI

Caterham Roadsport -

IDEAL LAP TIME : 2:58.498 BEST LAP TIME : 2:58.990 DIFFERENCE : 0.492

LAP	SECTOR 1		SECTOR 2		SECTOR 3		LAP TIME		MPH	DIFF	TIME OF DAY
1 -		113.9	1:21.159	84.6	50.367	76.9	3:40.323		71.11	41.333	11:34:16.635
2 -	***52.443***	114.3	1:19.656	84.3	***46.891***	76.9	***2:58.990***	**(1)**	***87.53***		***11:37:15.625***
3 -	53.537	***115.5***	1:21.358	***85.0***	47.185	***77.8***	3:02.080		86.04	3.090	11:40:17.705
4 -	52.910	112.9	1:20.525	83.0	47.479	77.6	3:00.914		86.60	1.924	11:43:18.619
5 -	53.285	115.3	1:21.041	83.6	47.914	76.2	3:02.240		85.97	3.250	11:46:20.859
6 -	53.115	108.5	1:21.307	83.7	47.002	76.6	3:01.424		86.35	2.434	11:49:22.283
7 -	52.647	110.7	1:22.063	84.0	48.635	76.4	3:03.345		85.45	4.355	11:52:25.628
8 -	53.013	111.6	***1:19.164***	83.2	48.439	77.3	3:00.616	**(2)**	86.74	1.626	11:55:26.244
9 -	53.044	110.7	1:20.170	84.6	47.698	77.1	3:00.912		86.60	1.922	11:58:27.156
10 -	53.069	112.0	1:20.465	84.0	47.363	76.6	3:00.897	**(3)**	86.61	1.907	12:01:28.053
11 -	54.318	104.8	1:21.025	84.8	48.177	73.7	3:03.520		85.37	4.530	12:04:31.573

P32 14 Roadspc Fraser JONES

Caterham Roadsport -

IDEAL LAP TIME : 3:01.327 BEST LAP TIME : 3:02.153 DIFFERENCE : 0.826

LAP	SECTOR 1		SECTOR 2		SECTOR 3		LAP TIME		MPH	DIFF	TIME OF DAY
1 -		111.6	1:22.277	82.0	50.298	75.0	3:41.596		70.70	39.443	11:34:17.908
2 -	54.034	109.6	1:21.200	83.2	***47.624***	74.7	3:02.858		85.68	0.705	11:37:20.766
3 -	53.707	110.3	1:20.939	82.5	48.143	73.9	3:02.789		85.71	0.636	11:40:23.555
4 -	54.421	109.8	1:20.866	81.9	47.776	74.3	3:03.063		85.58	0.910	11:43:26.618
5 -	54.154	110.9	***1:20.233***	***83.6***	47.789	74.2	3:02.176	**(2)**	86.00	0.023	11:46:28.794
6 -	53.982	110.3	1:21.026	83.1	47.780	***76.1***	3:02.788	**(3)**	85.71	0.635	11:49:31.582
7 -	***53.470***	***113.3***	1:20.812	81.9	49.654	75.7	3:03.936		85.17	1.783	11:52:35.518
8 -	53.795	107.8	1:20.769	82.6	49.946	75.3	3:04.510		84.91	2.357	11:55:40.028
9 -	53.507	111.1	1:20.568	82.9	48.078	74.8	***3:02.153***	**(1)**	***86.01***		***11:58:42.181***
10 -	54.846	108.5	1:20.993	82.4	47.864	75.4	3:03.703		85.28	1.550	12:01:45.884
11 -	54.749	105.3	1:23.402	79.9	47.972	74.0	3:06.123		84.17	3.970	12:04:52.007

Weather / Track : Overcast / Dry

Spa-Francorchamps
Circuit Length = 4.3520 miles
Start: 11:30 Flag 12:03 End: 12:07

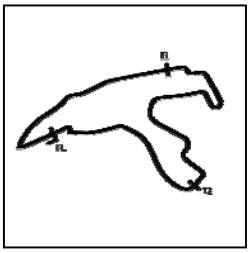

Motul Seven 270R & Avon Tyres Caterham Roadsport Championships

RACE 2 - SECTOR ANALYSIS

SECTOR 1 = FL to I1, SECTOR 2 = I1 to I2, SECTOR 3 = I2 to FL, DIFF = Difference To Personal Best Lap, P = Crossed Finish Line in Pit Lane, D = Time Disallowed

P33 73 Roadspc Dan CLAYPHAN — Caterham Roadsport -

IDEAL LAP TIME : 3:00.798 BEST LAP TIME : 3:01.830 DIFFERENCE : 1.032

LAP	SECTOR 1		SECTOR 2		SECTOR 3		LAP TIME	MPH	DIFF	TIME OF DAY
1 -		***113.9***	1:22.002	80.9	50.027	76.3	3:40.935	70.91	39.105	11:34:17.247
2 -	54.039	107.5	1:21.216	80.8	47.462	76.4	3:02.717	85.74	0.887	11:37:19.964
3 -	54.565	106.5	1:22.423	80.6	47.567	***77.2***	3:04.555	84.89	2.725	11:40:24.519
4 -	***53.343***	109.1	1:21.905	81.8	47.133	76.9	3:02.381 **(3)**	85.90	0.551	11:43:26.900
5 -	53.894	109.4	1:20.909	82.9	***47.064***	75.4	3:01.867 **(2)**	86.14	0.037	11:46:28.767
6 -	53.957	110.3	***1:20.391***	82.7	47.482	77.0	***3:01.830*** **(1)**	***86.16***		***11:49:30.597***
7 -	54.243	106.1	1:23.557	***83.3***	49.456	74.3	3:07.256	83.66	5.426	11:52:37.853
8 -	53.368	105.1					3:03.143	85.54	1.313	11:55:40.996
9 -							3:04.134	85.08	2.304	11:58:45.130
10 -						77.1	3:02.822	85.69	0.992	12:01:47.952
11 -	53.419	113.5					3:04.291	85.01	2.461	12:04:52.243

P34 37 Roadspc Tom BROWN — Caterham Roadsport -

IDEAL LAP TIME : 3:00.066 BEST LAP TIME : 3:01.239 DIFFERENCE : 1.173

LAP	SECTOR 1		SECTOR 2		SECTOR 3		LAP TIME	MPH	DIFF	TIME OF DAY
1 -		113.5	1:22.546	82.8	50.684	75.5	3:42.535	70.40	41.296	11:34:18.847
2 -	***52.950***	113.1	1:20.916	83.3	47.539	***76.1***	3:01.405 **(2)**	86.36	0.166	11:37:20.252
3 -	54.183	108.9	1:21.858	83.6	48.141	75.3	3:04.182	85.06	2.943	11:40:24.434
4 -	53.491	108.7	1:19.904	81.4	47.844	75.6	***3:01.239*** **(1)**	***86.44***		***11:43:25.673***
5 -	54.350	105.3	***1:19.639***	81.4	48.086	75.3	3:02.075 **(3)**	86.04	0.836	11:46:27.748
6 -	54.690	105.1	1:20.418	82.4	***47.477***	75.3	3:02.585	85.80	1.346	11:49:30.333
7 -	54.728	105.1	1:21.183	82.8	48.233	73.9	3:04.144	85.08	2.905	11:52:34.477
8 -	55.034	106.6	1:20.198	81.1	49.242	74.7	3:04.474	84.93	3.235	11:55:38.951
9 -	54.337	108.7	1:19.987	81.7	49.922	72.5	3:04.246	85.03	3.007	11:58:43.197
10 -	53.993	105.0	1:23.127	***83.7***	47.510	76.0	3:04.630	84.85	3.391	12:01:47.827
11 -	53.400	***114.1***	1:22.252	80.8	49.102	75.9	3:04.754	84.80	3.515	12:04:52.581

P35 131 Roadspc Max GAUNT — Caterham Roadsport -

IDEAL LAP TIME : 3:00.666 BEST LAP TIME : 3:01.796 DIFFERENCE : 1.130

LAP	SECTOR 1		SECTOR 2		SECTOR 3		LAP TIME	MPH	DIFF	TIME OF DAY
1 -		114.1	1:22.369	81.7	51.048	76.1	3:43.692	70.04	41.896	11:34:20.004
2 -	54.040	109.4	***1:20.363***	81.7	47.644	75.6	3:02.047 **(2)**	86.06	0.251	11:37:22.051
3 -	54.073	110.3	1:21.158	81.7	47.634	76.1	3:02.865	85.67	1.069	11:40:24.916
4 -	53.410	113.3	1:22.262	81.1	47.333	76.0	3:03.005	85.61	1.209	11:43:27.921
5 -	***53.008***	114.1	1:21.583	81.5	47.501	75.3	3:02.092 **(3)**	86.04	0.296	11:46:30.013
6 -	53.043	***115.5***	1:21.458	82.0	***47.295***	***77.2***	***3:01.796*** **(1)**	***86.18***		***11:49:31.809***
7 -	53.096	110.7	1:21.725	***82.8***	49.879	74.4	3:04.700	84.82	2.904	11:52:36.509
8 -	53.680	110.5	1:20.533	81.7	49.613	76.4	3:03.826	85.23	2.030	11:55:40.335
9 -	53.226	109.1	1:21.521	82.7	47.633	75.5	3:02.380	85.90	0.584	11:58:42.715
10 -	54.298	105.3	1:22.367	82.0	47.777	75.3	3:04.442	84.94	2.646	12:01:47.157
11 -	53.724	110.9	1:23.804	79.5	48.227	76.1	3:05.755	84.34	3.959	12:04:52.912

P36 195 Roadspc Tom POWER — Caterham Roadsport - Listers

IDEAL LAP TIME : 2:59.915 BEST LAP TIME : 3:01.659 DIFFERENCE : 1.744

LAP	SECTOR 1		SECTOR 2		SECTOR 3		LAP TIME	MPH	DIFF	TIME OF DAY
1 -		115.1	1:22.592	82.4	50.210	***76.0***	3:41.859	70.61	40.200	11:34:18.171
2 -	***52.968***	110.9	1:20.288	80.5	48.458	73.8	3:01.714 **(2)**	86.22	0.055	11:37:19.885
3 -	54.409	110.0	1:21.678	82.2	48.371	75.3	3:04.458	84.93	2.799	11:40:24.343
4 -	54.060	111.8	1:20.945	80.1	***47.378***	***76.0***	3:02.383 **(3)**	85.90	0.724	11:43:26.726
5 -	53.943	110.7	***1:19.569***	81.7	48.147	75.3	***3:01.659*** **(1)**	***86.24***		***11:46:28.385***
6 -	53.847	107.2	1:20.164	81.2	48.881	75.9	3:02.892	85.66	1.233	11:49:31.277
7 -	53.831	107.3	1:21.775	82.6	49.754	75.1	3:05.360	84.52	3.701	11:52:36.637
8 -	53.992	114.3	1:20.327	82.4	49.901	75.9	3:04.220	85.04	2.561	11:55:40.857
9 -	53.407	111.4	1:21.991	80.3	48.189	75.3	3:03.587	85.34	1.928	11:58:44.444
10 -	53.124	112.9	1:22.501	***83.2***	47.521	75.6	3:03.146	85.54	1.487	12:01:47.590
11 -	54.141	***115.5***	1:23.379	81.8	48.370	75.5	3:05.890	84.28	4.231	12:04:53.480

Weather / Track : Overcast / Dry

Spa-Francorchamps
Circuit Length = 4.3520 miles
Start: 11:30 Flag 12:03 End: 12:07

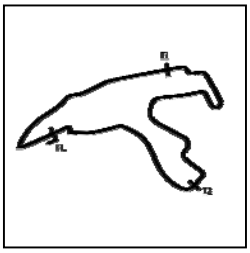

Motul Seven 270R & Avon Tyres Caterham Roadsport Championships

RACE 2 - SECTOR ANALYSIS

SECTOR 1 = FL to I1, SECTOR 2 = I1 to I2, SECTOR 3 = I2 to FL, DIFF = Difference To Personal Best Lap, P = Crossed Finish Line in Pit Lane, D = Time Disallowed

P37 99 Roadspc Gideon WILKINSON

Caterham Roadsport -

IDEAL LAP TIME : 2:59.424 BEST LAP TIME : 3:00.908 DIFFERENCE : 1.484

LAP	SECTOR 1		SECTOR 2		SECTOR 3		LAP TIME	MPH	DIFF	TIME OF DAY
1 -		107.8	1:21.229	83.1	51.141	75.0	3:47.084	68.99	46.176	11:34:23.396
2 -	54.766	107.3	1:21.886	81.4	47.922	***76.7***	3:04.574	84.88	3.666	11:37:27.970
3 -	54.165	107.7	1:20.646	83.0	47.638	75.0	3:02.449	85.87	1.541	11:40:30.419
4 -	53.192	112.7	1:19.978	81.3	48.255	73.0	3:01.425 **(3)**	86.35	0.517	11:43:31.844
5 -	53.193	108.9	1:20.325	80.3	47.724	73.6	3:01.242 **(2)**	86.44	0.334	11:46:33.086
6 -	54.188	107.8	***1:19.484***	82.2	***47.236***	75.3	***3:00.908*** **(1)**	***86.60***		***11:49:33.994***
7 -	***52.704***	***116.5***	1:20.753	81.4	49.523	75.4	3:02.980	85.62	2.072	11:52:36.974
8 -	53.563	112.4	1:20.626	83.1	48.386	75.2	3:02.575	85.81	1.667	11:55:39.549
9 -	53.752	105.6	1:21.287	***83.2***	48.333	76.6	3:03.372	85.44	2.464	11:58:42.921
10 -	54.036	105.5	1:21.650	***83.2***	47.585	75.4	3:03.271	85.48	2.363	12:01:46.192
11 -	54.403	107.0	1:23.503		49.637	76.1	3:07.543	83.54	6.635	12:04:53.735

P38 15 Roadspc Ben LOPEZ-APPLETON

Caterham Roadsport -

IDEAL LAP TIME : 2:59.017 BEST LAP TIME : 2:59.987 DIFFERENCE : 0.970

LAP	SECTOR 1		SECTOR 2		SECTOR 3		LAP TIME	MPH	DIFF	TIME OF DAY
1 -		106.6	1:20.663	82.5	48.914	75.1	3:36.724	72.29	36.737	11:34:13.036
2 -	53.735	108.5	1:19.543	82.8	47.305	74.2	3:00.583 **(3)**	86.76	0.596	11:37:13.619
3 -	53.935	108.2	1:19.923	82.1	***47.251***	76.0	3:01.109	86.50	1.122	11:40:14.728
4 -	54.166	105.1	1:21.388	81.9	47.691	76.0	3:03.245	85.50	3.258	11:43:17.973
5 -	53.563	***109.8***	1:20.928	80.3	48.573	73.9	3:03.064	85.58	3.077	11:46:21.037
6 -	***52.788***	107.7	1:19.773	***83.0***	47.426	75.2	***2:59.987*** **(1)**	***87.04***		***11:49:21.024***
7 -	53.322	***109.8***	1:21.138	82.5	1:09.572	72.6	3:24.032	76.78	24.045	11:52:45.056
8 -	54.633	105.3	1:20.229	81.8	47.299	75.4	3:02.161	86.00	2.174	11:55:47.217
9 -	55.625	106.3	1:21.477	81.7	47.917	74.5	3:05.019	84.68	5.032	11:58:52.236
10 -	54.263	105.6	1:19.579	80.0	47.485	75.5	3:01.327	86.40	1.340	12:01:53.563
11 -	54.291	105.6	***1:18.978***	81.9	47.253	***76.3***	3:00.522 **(2)**	86.78	0.535	12:04:54.085

P39 53 Roadspc Nicholas SMITH

Caterham Roadsport -

IDEAL LAP TIME : 3:00.425 BEST LAP TIME : 3:01.642 DIFFERENCE : 1.217

LAP	SECTOR 1		SECTOR 2		SECTOR 3		LAP TIME	MPH	DIFF	TIME OF DAY
1 -		***115.1***	1:22.150	81.9	50.937	74.1	3:44.806	69.69	43.164	11:34:21.118
2 -	53.286	111.1	1:21.286	81.4	47.620	73.0	3:02.192 **(3)**	85.99	0.550	11:37:23.310
3 -	55.773	107.5	1:21.110	81.0	48.366	70.4	3:05.249	84.57	3.607	11:40:28.559
4 -	54.653	107.2	1:20.544	***82.5***	47.201	74.1	3:02.398	85.89	0.756	11:43:30.957
5 -	54.078	112.4	1:21.267	80.9	47.811	72.6	3:03.156	85.54	1.514	11:46:34.113
6 -	54.185	109.6	***1:20.021***	79.9	47.749	73.6	3:01.955 **(2)**	86.10	0.313	11:49:36.068
7 -	54.288	107.7	1:20.202	82.2	49.271	74.2	3:03.761	85.26	2.119	11:52:39.829
8 -	53.546	111.1	1:20.186	80.6	48.488	74.3	3:02.220	85.98	0.578	11:55:42.049
9 -	53.359	110.9	1:21.107	81.4	***47.176***	***74.9***	***3:01.642*** **(1)**	***86.25***		***11:58:43.691***
10 -	***53.228***	111.1	1:22.955	80.7	47.429	73.9	3:03.612	85.32	1.970	12:01:47.303
11 -	53.640	109.8	1:23.867	78.5	49.772	74.2	3:07.279	83.65	5.637	12:04:54.582

P40 41 Roadspc Trevor CONWAY

Caterham Roadsport -

IDEAL LAP TIME : 3:01.176 BEST LAP TIME : 3:01.705 DIFFERENCE : 0.529

LAP	SECTOR 1		SECTOR 2		SECTOR 3		LAP TIME	MPH	DIFF	TIME OF DAY
1 -		114.3	1:22.276	81.7	50.986	76.1	3:43.240	70.18	41.535	11:34:19.552
2 -	54.704	108.4	1:20.961	79.4	47.259	76.5	3:02.924	85.65	1.219	11:37:22.476
3 -	53.907	112.4	1:21.188	81.1	47.608	77.4	3:02.703 **(3)**	85.75	0.998	11:40:25.179
4 -	54.761	110.7	1:21.384	79.7	47.245	76.4	3:03.390	85.43	1.685	11:43:28.569
5 -	53.760	110.9	1:21.194	80.3	47.456	75.3	3:02.410 **(2)**	85.89	0.705	11:46:30.979
6 -	***53.155***	112.9	1:21.245	***82.0***	47.305	70.9	***3:01.705*** **(1)**	***86.22***		***11:49:32.684***
7 -	53.896	111.2	1:21.220	80.7	49.441	76.4	3:04.557	84.89	2.852	11:52:37.241
8 -	53.528	112.0	***1:20.958***	81.7	49.498	***77.5***	3:03.984	85.15	2.279	11:55:41.225
9 -	54.622	112.2	1:21.492	80.9	48.910	75.6	3:05.024	84.67	3.319	11:58:46.249
10 -	53.231	***115.1***	1:22.419	80.8	***47.063***	76.6	3:02.713	85.74	1.008	12:01:48.962
11 -	53.664	113.1	1:22.846	79.4	49.280	75.5	3:05.790	84.32	4.085	12:04:54.752

Weather / Track : Overcast / Dry

Spa-Francorchamps
Circuit Length = 4.3520 miles
Start: 11:30 Flag 12:03 End: 12:07

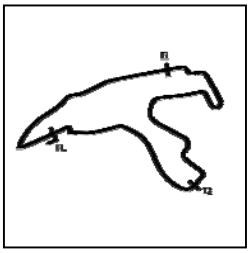

Motul Seven 270R & Avon Tyres Caterham Roadsport Championships

RACE 2 - SECTOR ANALYSIS

SECTOR 1 = FL to I1, SECTOR 2 = I1 to I2, SECTOR 3 = I2 to FL, DIFF = Difference To Personal Best Lap, P = Crossed Finish Line in Pit Lane, D = Time Disallowed

P41 22 Roadspc Angelos ALVANOS — Caterham Roadsport -

IDEAL LAP TIME : 2:59.785 BEST LAP TIME : 3:00.516 DIFFERENCE : 0.731

LAP	SECTOR 1		SECTOR 2		SECTOR 3		LAP TIME	MPH	DIFF	TIME OF DAY
1 -		111.1	1:20.447	82.3	49.181	***76.2***	3:37.490	72.03	36.974	11:34:13.802
2 -	53.103	109.4	***1:19.586***	***84.2***	47.827	72.3	***3:00.516*** **(1)**	***86.79***		***11:37:14.318***
3 -	53.314	110.0	1:22.611	83.3	***47.199***	71.8	3:03.124	85.55	2.608	11:40:17.442
4 -	53.181	112.5	1:19.978	81.5	47.875	75.4	3:01.034 **(3)**	86.54	0.518	11:43:18.476
5 -	53.710	***114.9***	1:20.977	82.4	47.746	73.9	3:02.433	85.88	1.917	11:46:20.909
6 -	***53.000***	108.5	1:20.245	82.1	47.302	75.2	3:00.547 **(2)**	86.77	0.031	11:49:21.456
7 -	53.107	110.7	1:21.322	82.9	1:00.552	70.7	3:14.981	80.35	14.465	11:52:36.437
8 -	57.108	103.5	1:23.260	79.4	48.971	73.9	3:09.339	82.74	8.823	11:55:45.776
9 -	56.856	104.8	1:22.636	82.6	48.510	72.1	3:08.002	83.33	7.486	11:58:53.778
10 -	55.596	103.7	1:22.784	80.4	49.250	73.8	3:07.630	83.50	7.114	12:02:01.408
11 -	55.619	105.6	1:22.310	80.8	49.259	74.1	3:07.188	83.69	6.672	12:05:08.596

P42 69 Roadspc Charlie MIZON — Caterham Roadsport -

IDEAL LAP TIME : 3:02.703 BEST LAP TIME : 3:03.103 DIFFERENCE : 0.400

LAP	SECTOR 1		SECTOR 2		SECTOR 3		LAP TIME	MPH	DIFF	TIME OF DAY
1 -		108.7	1:22.416	81.5	50.969	75.4	3:48.402	68.59	45.299	11:34:24.714
2 -	54.918	***111.8***	1:23.898	80.6	47.911	***76.7***	3:06.727	83.90	3.624	11:37:31.441
3 -	55.914	108.5	***1:20.265***	82.2	48.503	75.7	3:04.682	84.83	1.579	11:40:36.123
4 -	54.799	110.1	1:20.737	81.0	48.003	74.3	3:03.539 **(2)**	85.36	0.436	11:43:39.662
5 -	54.611	106.1	1:20.430	80.1	48.062	74.9	***3:03.103*** **(1)**	***85.56***		***11:46:42.765***
6 -	55.017	105.0	1:20.616	80.6	48.170	74.5	3:03.803 **(3)**	85.24	0.700	11:49:46.568
7 -	54.940	105.8	1:22.577	80.4	49.084	75.2	3:06.601	83.96	3.498	11:52:53.169
8 -	55.073	110.0	1:21.522	82.2	47.941	75.7	3:04.536	84.90	1.433	11:55:57.705
9 -	56.496	105.5	1:20.440	81.2	48.575	74.8	3:05.511	84.45	2.408	11:59:03.216
10 -	***54.601***	108.2	1:20.703	81.3	48.582	76.0	3:03.886	85.20	0.783	12:02:07.102
11 -	55.639	108.5	1:21.622	***82.9***	***47.837***	74.9	3:05.098	84.64	1.995	12:05:12.200

P43 133 Roadspc Ryan ERROLL — Caterham Roadsport -

IDEAL LAP TIME : 3:01.660 BEST LAP TIME : 3:02.536 DIFFERENCE : 0.876

LAP	SECTOR 1		SECTOR 2		SECTOR 3		LAP TIME	MPH	DIFF	TIME OF DAY
1 -		***115.1***	1:22.778	82.2	51.244	73.9	3:44.474	69.79	41.938	11:34:20.786
2 -	53.803	111.4	1:21.875	81.3	47.331	76.0	3:03.009 **(3)**	85.61	0.473	11:37:23.795
3 -	58.309	110.7	1:28.078	80.9	47.840	75.4	3:14.227	80.66	11.691	11:40:38.022
4 -	***53.239***	112.2	1:21.905	81.9	47.392	75.4	***3:02.536*** **(1)**	***85.83***		***11:43:40.558***
5 -	53.672	107.2	1:21.346	81.9	47.592	75.6	3:02.610 **(2)**	85.79	0.074	11:46:43.168
6 -	54.823	110.3	1:21.620	82.0	47.715	***76.0***	3:04.158	85.07	1.622	11:49:47.326
7 -	54.081	107.2	1:21.325	***82.4***	49.687	73.8	3:05.093	84.64	2.557	11:52:52.419
8 -	55.526	103.0	***1:21.117***	80.9	48.386	75.0	3:05.029	84.67	2.493	11:55:57.448
9 -	56.788	106.0	1:21.148	81.5	48.011	75.7	3:05.947	84.25	3.411	11:59:03.395
10 -	54.590	105.8	1:21.469	81.1	***47.304***	74.7	3:03.363	85.44	0.827	12:02:06.758
11 -	55.833	108.5	1:21.338	81.4	48.362	75.4	3:05.533	84.44	2.997	12:05:12.291

P44 117 Roadspc Gary LAPIDUS — Caterham Roadsport -

IDEAL LAP TIME : 3:03.067 BEST LAP TIME : 3:03.915 DIFFERENCE : 0.848

LAP	SECTOR 1		SECTOR 2		SECTOR 3		LAP TIME	MPH	DIFF	TIME OF DAY
1 -		107.0	1:21.965	80.8	50.761	71.0	3:46.263	69.24	42.348	11:34:22.575
2 -	***54.132***	***112.0***	1:21.304	80.7	48.479	70.6	***3:03.915*** **(1)**	***85.18***		***11:37:26.490***
3 -	55.772	105.6	1:21.412	79.9	***48.147***	71.1	3:05.331	84.53	1.416	11:40:31.821
4 -	54.899	105.3	1:20.958	79.7	48.870	73.3	3:04.727	84.81	0.812	11:43:36.548
5 -	55.088	105.3	1:21.303	79.0	49.578	51.1	3:05.969	84.24	2.054	11:46:42.517
6 -	56.149	109.2	1:21.946	80.4	48.558	73.6	3:06.653	83.93	2.738	11:49:49.170
7 -	56.176	107.7	1:21.259	80.0	49.341	72.4	3:06.776	83.88	2.861	11:52:55.946
8 -	54.979	105.5	***1:20.788***	79.9	48.676	67.5	3:04.443 **(2)**	84.94	0.528	11:56:00.389
9 -	55.859	110.0	1:22.045	***82.1***	49.123	67.1	3:07.027	83.77	3.112	11:59:07.416
10 -	55.177	105.5	1:21.500	78.8	49.018	72.3	3:05.695	84.37	1.780	12:02:13.111
11 -	55.113	105.3	1:20.964	79.5	48.633	***73.9***	3:04.710 **(3)**	84.82	0.795	12:05:17.821

Weather / Track : Overcast / Dry

Spa-Francorchamps
Circuit Length = 4.3520 miles
Start: 11:30 Flag 12:03 End: 12:07

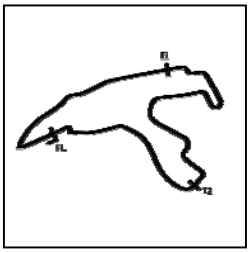

Motul Seven 270R & Avon Tyres Caterham Roadsport Championships

RACE 2 - SECTOR ANALYSIS

SECTOR 1 = FL to I1, SECTOR 2 = I1 to I2, SECTOR 3 = I2 to FL, DIFF = Difference To Personal Best Lap, P = Crossed Finish Line in Pit Lane, D = Time Disallowed

P45 78 Roadspc Guy BERRYMAN — Caterham Roadsport -

IDEAL LAP TIME : 3:03.051 BEST LAP TIME : 3:04.033 DIFFERENCE : 0.982

LAP	SECTOR 1		SECTOR 2		SECTOR 3		LAP TIME	MPH	DIFF	TIME OF DAY
1 -		104.8	1:22.424	***83.0***	51.605	74.7	3:49.302	68.32	45.269	11:34:25.614
2 -	***53.939***	***111.4***	1:23.767	79.9	***47.973***	75.1	3:05.679	84.37	1.646	11:37:31.293
3 -	56.121	110.9	1:23.326	80.6	48.132	75.4	3:07.579	83.52	3.546	11:40:38.872
4 -	54.143	105.3	1:21.222	81.6	50.136	56.4	3:05.501	84.46	1.468	11:43:44.373
5 -	56.513	105.3	1:21.419	78.7	48.267	74.5	3:06.199	84.14	2.166	11:46:50.572
6 -	54.871	105.3	***1:21.139***	82.2	48.023	72.3	***3:04.033*** **(1)**	***85.13***		***11:49:54.605***
7 -	54.872	105.3	1:21.856	82.0	48.117	***75.9***	3:04.845 **(3)**	84.76	0.812	11:52:59.450
8 -	55.746	105.5	1:22.398	82.6	48.445	75.7	3:06.589	83.96	2.556	11:56:06.039
9 -	54.592	107.5	1:21.298	82.3	48.494	74.5	3:04.384 **(2)**	84.97	0.351	11:59:10.423
10 -	54.854	105.1	1:21.786	80.7	48.357	74.5	3:04.997	84.69	0.964	12:02:15.420
11 -	54.832	105.3	1:21.659	80.3	48.605	74.7	3:05.096	84.64	1.063	12:05:20.516

P46 10 270R James GILMOUR — Caterham 270R -

IDEAL LAP TIME : 2:55.758 BEST LAP TIME : 2:57.232 DIFFERENCE : 1.474

LAP	SECTOR 1		SECTOR 2		SECTOR 3		LAP TIME	MPH	DIFF	TIME OF DAY
1 -		120.4	1:20.668	84.2	48.401	73.0	3:05.705	84.36	8.473	11:33:42.017
2 -	52.352	***121.7***	1:19.799	83.7	46.428	76.2	2:58.579	87.73	1.347	11:36:40.596
3 -	***51.195***	117.3	1:19.799	***84.6***	46.274	75.3	2:57.268 **(2)**	88.38	0.036	11:39:37.864
4 -	52.691	111.8	1:23.494		IN PIT		3:33.819 **P**	73.27	36.587	11:43:11.683
5 -	OUTLAP	111.4	1:19.812	81.9	46.909	75.6	4:20.315	60.18	1:23.083	11:47:31.998
6 -	53.564	110.3	1:19.073	83.0	46.963	74.7	2:59.600	87.23	2.368	11:50:31.598
7 -	53.393	111.1	1:18.754	82.2	46.968	74.8	2:59.115	87.47	1.883	11:53:30.713
8 -	53.531	110.9	1:18.955	81.8	46.566	75.3	2:59.052	87.50	1.820	11:56:29.765
9 -	52.625	111.8	1:18.377	82.9	***46.230***	75.6	***2:57.232*** **(1)**	***88.40***		***11:59:26.997***
10 -	53.059	108.7	1:18.562	82.3	46.595	75.4	2:58.216	87.91	0.984	12:02:25.213
11 -	52.916	111.1	***1:18.333***	83.4	46.562	***77.2***	2:57.811 **(3)**	88.11	0.579	12:05:23.024

P47 32 Roadspc Alan THICKETT — Caterham Roadsport -

IDEAL LAP TIME : 3:03.760 BEST LAP TIME : 3:04.160 DIFFERENCE : 0.400

LAP	SECTOR 1		SECTOR 2		SECTOR 3		LAP TIME	MPH	DIFF	TIME OF DAY
1 -		***110.9***	1:25.200	80.6	50.787	75.1	3:47.862	68.75	43.702	11:34:24.174
2 -	***54.204***	105.5	1:24.314	80.2	48.374	65.3	3:06.892	83.83	2.732	11:37:31.066
3 -	56.757	109.8	1:23.278	***83.3***	***48.098***	74.8	3:08.133	83.27	3.973	11:40:39.199
4 -	54.865	108.4	1:22.601	81.3	48.296	74.3	3:05.762	84.34	1.602	11:43:44.961
5 -	54.426	107.8	***1:21.458***	79.8	48.276	75.0	***3:04.160*** **(1)**	***85.07***		***11:46:49.121***
6 -	54.692	106.5	1:21.934	81.3	48.447	74.6	3:05.073	84.65	0.913	11:49:54.194
7 -	55.113	109.6	1:21.513	82.2	48.281	***75.3***	3:04.907 **(3)**	84.73	0.747	11:52:59.101
8 -	56.112	110.1	1:22.798	81.6	48.337	75.0	3:07.247	83.67	3.087	11:56:06.348
9 -	55.172	109.2	1:22.180	81.6	48.593	71.6	3:05.945	84.25	1.785	11:59:12.293
10 -	54.961	106.8	1:21.652	79.8	48.270	74.7	3:04.883 **(2)**	84.74	0.723	12:02:17.176
11 -	55.096	107.8	1:22.081	80.6	48.856	74.3	3:06.033	84.21	1.873	12:05:23.209

P48 164 Roadspc Giuseppe FELET — Caterham Roadsport -

IDEAL LAP TIME : 2:58.481 BEST LAP TIME : 2:59.489 DIFFERENCE : 1.008

LAP	SECTOR 1		SECTOR 2		SECTOR 3		LAP TIME	MPH	DIFF	TIME OF DAY
1 -		112.7	1:20.881	82.5	49.610	74.8	3:39.147	71.49	39.658	11:34:15.459
2 -	52.697	113.7	1:19.743	***83.3***	47.049	75.3	***2:59.489*** **(1)**	***87.28***		***11:37:14.948***
3 -	53.846	112.2	1:20.921	83.0	47.201	***75.5***	3:01.968	86.10	2.479	11:40:16.916
4 -	***52.649***	***114.5***	2:13.536	79.7	48.295	74.0	3:54.480	66.81	54.991	11:44:11.396
5 -	54.289	107.0	1:21.793	76.9	48.301	74.6	3:04.383	84.97	4.894	11:47:15.779
6 -	54.883	104.0	1:20.024	82.1	47.743	74.4	3:02.650	85.77	3.161	11:50:18.429
7 -	55.109	104.5	1:19.974	81.4	48.331	73.8	3:03.414	85.42	3.925	11:53:21.843
8 -	54.474	105.6	1:19.345	82.6	47.177	74.5	3:00.996 **(3)**	86.56	1.507	11:56:22.839
9 -	55.064	104.6	1:20.545	80.5	47.570	74.8	3:03.179	85.53	3.690	11:59:26.018
10 -	54.247	105.6	***1:19.272***	81.9	***46.560***	75.2	3:00.079 **(2)**	87.00	0.590	12:02:26.097
11 -	53.751	109.1	1:20.499	81.7	47.616	74.8	3:01.866	86.14	2.377	12:05:27.963

Weather / Track : Overcast / Dry

Spa-Francorchamps
Circuit Length = 4.3520 miles
Start: 11:30 Flag 12:03 End: 12:07

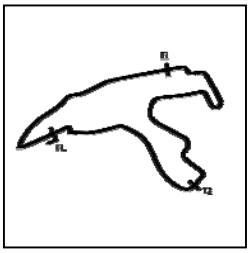

Motul Seven 270R & Avon Tyres Caterham Roadsport Championships

RACE 2 - SECTOR ANALYSIS

SECTOR 1 = FL to I1, SECTOR 2 = I1 to I2, SECTOR 3 = I2 to FL, DIFF = Difference To Personal Best Lap, P = Crossed Finish Line in Pit Lane, D = Time Disallowed

P49 51 Roadspc Graham DODRIDGE — Caterham Roadsport -

IDEAL LAP TIME : 3:03.671 BEST LAP TIME : 3:03.671 DIFFERENCE : 0.000

LAP	SECTOR 1		SECTOR 2		SECTOR 3		LAP TIME	MPH	DIFF	TIME OF DAY
1 -		***115.7***	1:23.834	80.1	50.808	73.9	3:45.518	69.47	41.847	11:34:21.830
2 -	54.894	106.0	1:22.841	80.4	48.752	75.0	3:06.487	84.01	2.816	11:37:28.317
3 -	56.007	105.6	1:22.383	79.7	48.700	73.9	3:07.090	83.74	3.419	11:40:35.407
4 -	54.800	107.0	1:22.676	79.8	48.030	***75.2***	3:05.506 **(3)**	84.45	1.835	11:43:40.913
5 -	***53.812***	112.4	***1:22.177***	80.8	***47.682***	74.9	***3:03.671*** **(1)**	***85.30***		***11:46:44.584***
6 -	54.082	112.0	1:22.562	80.3	47.837	73.9	3:04.481 **(2)**	84.92	0.810	11:49:49.065
7 -	56.241	105.6	1:24.074	80.1	49.416	73.7	3:09.731	82.57	6.060	11:52:58.796
8 -	55.779	106.8	1:22.904	79.7	48.292	74.2	3:06.975	83.79	3.304	11:56:05.771
9 -	54.873	106.5	1:24.489	***81.2***	48.800	73.5	3:08.162	83.26	4.491	11:59:13.933
10 -	55.860	106.5	1:25.792	79.7	49.702	72.7	3:11.354	81.87	7.683	12:02:25.287
11 -	54.832	112.9	1:26.288	79.7	50.371	72.9	3:11.491	81.81	7.820	12:05:36.778

P50 49 Roadspc Glenn MOULE — Caterham Roadsport -

IDEAL LAP TIME : 3:04.254 BEST LAP TIME : 3:04.781 DIFFERENCE : 0.527

LAP	SECTOR 1		SECTOR 2		SECTOR 3		LAP TIME	MPH	DIFF	TIME OF DAY
1 -		104.6	1:23.000	80.8	52.895	69.8	3:46.398	69.20	41.617	11:34:22.710
2 -	55.530	106.0	1:23.174	80.5	49.432	71.7	3:08.136 **(3)**	83.27	3.355	11:37:30.846
3 -	56.774	104.3	1:24.176	***81.3***	48.793	71.8	3:09.743	82.57	4.962	11:40:40.589
4 -	56.136	104.5	***1:20.926***	80.5	48.647	71.3	3:05.709 **(2)**	84.36	0.928	11:43:46.298
5 -	***54.744***	***109.4***	1:21.453	80.2	***48.584***	***72.6***	***3:04.781*** **(1)**	***84.78***		***11:46:51.079***
6 -	56.141	104.3	1:21.376	78.0	50.622	67.3	3:08.139	83.27	3.358	11:49:59.218
7 -	58.423	97.6	1:23.465	79.4	51.228	68.4	3:13.116	81.13	8.335	11:53:12.334
8 -	58.646	99.1	1:22.575	79.2	50.848	68.9	3:12.069	81.57	7.288	11:56:24.403
9 -	56.874	101.3	1:22.555	79.8	50.992	69.7	3:10.421	82.27	5.640	11:59:34.824
10 -	57.840	98.5	1:23.427	77.0	50.599	70.7	3:11.866	81.65	7.085	12:02:46.690
11 -	58.247	97.9	1:22.939	77.2	51.016	69.5	3:12.202	81.51	7.421	12:05:58.892

P51 13 Roadspc David THORNTON — Caterham Roadsport -

IDEAL LAP TIME : 3:09.516 BEST LAP TIME : 3:11.259 DIFFERENCE : 1.743

LAP	SECTOR 1		SECTOR 2		SECTOR 3		LAP TIME	MPH	DIFF	TIME OF DAY
1 -		97.2	1:26.727	79.7	1:05.186	69.6	4:07.706	63.25	56.447	11:34:44.018
2 -	58.696	103.7	1:26.754	77.9	50.380	74.2	3:15.830	80.00	4.571	11:37:59.848
3 -	56.402	106.1	1:26.031	80.5	***49.356***	74.8	3:11.789 **(3)**	81.69	0.530	11:41:11.637
4 -	56.148	105.0	1:28.702	78.2	49.765	***74.9***	3:14.615	80.50	3.356	11:44:26.252
5 -	***55.657***	105.3	1:26.716	80.8	49.702	74.8	3:12.075	81.56	0.816	11:47:38.327
6 -	57.189	104.6	1:25.378	79.2	49.511	73.9	3:12.078	81.56	0.819	11:50:50.405
7 -	57.023	104.2	1:25.040	80.5	49.696	74.8	3:11.759 **(2)**	81.70	0.500	11:54:02.164
8 -	57.250	104.3	***1:24.503***	***80.9***	49.506	73.9	***3:11.259*** **(1)**	***81.91***		***11:57:13.423***
9 -	56.395	79.2	1:28.453	79.9	49.860	73.2	3:14.708	80.46	3.449	12:00:28.131
10 -	56.079	***106.5***	1:29.345	80.3	49.759	73.5	3:15.183	80.27	3.924	12:03:43.314

P52 44 Roadspc Andrew SARGENT — Caterham Roadsport -

IDEAL LAP TIME : 3:14.217 BEST LAP TIME : 3:15.381 DIFFERENCE : 1.164

LAP	SECTOR 1		SECTOR 2		SECTOR 3		LAP TIME	MPH	DIFF	TIME OF DAY
1 -		87.1	1:26.999	76.8	56.255	69.9	4:00.077	65.26	44.696	11:34:36.389
2 -	58.847	***105.8***	1:27.257	75.6	52.200	70.9	3:18.304	79.00	2.923	11:37:54.693
3 -	57.127	***105.8***	1:27.468	76.3	52.203	70.8	3:16.798 **(3)**	79.61	1.417	11:41:11.491
4 -	56.877	***105.8***	1:29.107	73.9	51.099	70.5	3:17.083	79.49	1.702	11:44:28.574
5 -	***56.434***	105.6	1:28.661	74.8	52.307	69.1	3:17.402	79.36	2.021	11:47:45.976
6 -	57.803	***105.8***	1:27.658	77.1	51.129	68.2	3:16.590 **(2)**	79.69	1.209	11:51:02.566
7 -	58.555	101.3	1:27.122	***77.9***	53.396	69.1	3:19.073	78.70	3.692	11:54:21.639
8 -	58.579	105.3	***1:26.981***	73.6	53.387	71.3	3:18.947	78.75	3.566	11:57:40.586
9 -	57.713	105.6	1:28.722	71.5	52.497	***71.7***	3:18.932	78.75	3.551	12:00:59.518
10 -	56.968	105.0	1:27.611	75.9	***50.802***	70.9	***3:15.381*** **(1)**	***80.18***		***12:04:14.899***

Weather / Track : Overcast / Dry

Spa-Francorchamps
Circuit Length = 4.3520 miles
Start: 11:30 Flag 12:03 End: 12:07

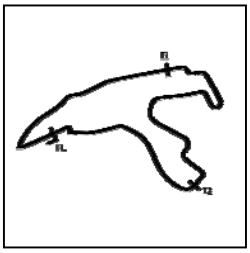

Motul Seven 270R & Avon Tyres Caterham Roadsport Championships

RACE 2 - SECTOR ANALYSIS

SECTOR 1 = FL to I1, SECTOR 2 = I1 to I2, SECTOR 3 = I2 to FL, DIFF = Difference To Personal Best Lap, P = Crossed Finish Line in Pit Lane, D = Time Disallowed

P53 76 270R Richard CLEGG — Caterham 270R -

IDEAL LAP TIME : 2:56.034 BEST LAP TIME : 2:56.640 DIFFERENCE : 0.606

LAP	SECTOR 1		SECTOR 2		SECTOR 3		LAP TIME	MPH	DIFF	TIME OF DAY
1 -		116.9	1:21.334	84.5	46.422	78.9	3:04.374	84.97	7.734	11:33:40.686
2 -	51.976	115.7	1:20.426	83.8	46.656	77.6	2:59.058 (2)	87.49	2.418	11:36:39.744
3 -	***51.455***	119.8	1:21.837	85.0	46.379	77.5	2:59.671	87.20	3.031	11:39:39.415
4 -	52.114	118.7	1:19.698	82.7	47.591	74.2	2:59.403 (3)	87.33	2.763	11:42:38.818
5 -	51.787	***120.4***	1:20.217	83.1	47.512	77.0	2:59.516	87.27	2.876	11:45:38.334
6 -	54.232	112.5	1:19.832	83.8	46.897	78.1	3:00.961	86.57	4.321	11:48:39.295
7 -	52.061	117.7	***1:18.537***	***85.2***	***46.042***	78.9	***2:56.640*** (1)	***88.69***		***11:51:35.935***
8 -	52.901	116.7	1:20.435	85.0	46.606	***79.1***	2:59.942	87.06	3.302	11:54:35.877
9 -	53.044	108.7	1:19.801	84.2	46.992	68.5	2:59.837	87.12	3.197	11:57:35.714
10 -	51.699	112.2	1:20.089	83.9	47.814	75.5	2:59.602	87.23	2.962	12:00:35.316

P54 123 Roadspc Anthony WARNER — Caterham Roadsport -

IDEAL LAP TIME : 3:07.911 BEST LAP TIME : 3:08.852 DIFFERENCE : 0.941

LAP	SECTOR 1		SECTOR 2		SECTOR 3		LAP TIME	MPH	DIFF	TIME OF DAY
1 -		101.9	1:23.445	77.5	53.828	69.9	4:00.681	65.09	51.829	11:34:36.993
2 -	57.315	102.4	1:22.943	76.6	49.339	70.4	3:09.597 (3)	82.63	0.745	11:37:46.590
3 -	57.337	102.2	***1:22.866***	79.0	49.142	72.4	3:09.345 (2)	82.74	0.493	11:40:55.935
4 -	57.589	101.6	1:24.180	74.3	49.558	73.5	3:11.327	81.88	2.475	11:44:07.262
5 -	56.547	102.2	1:23.499	76.9	49.591	73.4	3:09.637	82.61	0.785	11:47:16.899
6 -	***55.929***	***105.0***	1:23.464	78.3	49.459	***73.6***	***3:08.852*** (1)	***82.96***		***11:50:25.751***
7 -	56.827	101.8	1:23.272	***80.0***	50.299	71.6	3:10.398	82.28	1.546	11:53:36.149
8 -	57.581	101.8	1:23.983	78.5	49.370	73.1	3:10.934	82.05	2.082	11:56:47.083
9 -	56.533	101.2	1:25.718	79.3	***49.116***	***73.6***	3:11.367	81.87	2.515	11:59:58.450
10 -	57.262	101.6	1:24.562	79.0	49.498	71.7	3:11.322	81.89	2.470	12:03:09.772

P55 16 Roadspc James CROCKER — Caterham Roadsport -

IDEAL LAP TIME : 3:03.303 BEST LAP TIME : 3:03.926 DIFFERENCE : 0.623

LAP	SECTOR 1		SECTOR 2		SECTOR 3		LAP TIME	MPH	DIFF	TIME OF DAY
1 -		112.2	1:23.610	80.1	51.305	73.8	3:46.620	69.13	42.694	11:34:22.932
2 -	55.195	108.5	1:22.244	80.0	47.610	74.1	3:05.049 (3)	84.66	1.123	11:37:27.981
3 -	56.448	101.6	1:22.919	78.3	48.361	***76.3***	3:07.728	83.45	3.802	11:40:35.709
4 -	55.478	***113.1***	1:22.551	80.5	48.444	73.9	3:06.473	84.02	2.547	11:43:42.182
5 -	54.460	108.9	1:21.496	79.7	47.992	74.5	3:03.948 (2)	85.17	0.022	11:46:46.130
6 -	54.486	108.0	1:21.923	80.3	***47.517***	75.4	***3:03.926*** (1)	***85.18***		***11:49:50.056***
7 -	55.304	107.3	1:21.833	***81.7***	49.188	75.3	3:06.325	84.08	2.399	11:52:56.381
8 -	55.552	108.5	***1:21.487***	79.7	48.058	74.4	3:05.097	84.64	1.171	11:56:01.478

P56 2 Roadspc Andy LEES — Caterham Roadsport -

IDEAL LAP TIME : 2:59.959 BEST LAP TIME : 3:00.468 DIFFERENCE : 0.509

LAP	SECTOR 1		SECTOR 2		SECTOR 3		LAP TIME	MPH	DIFF	TIME OF DAY
1 -		105.6	1:20.838	83.4	49.218	***76.6***	3:37.220	72.12	36.752	11:34:13.532
2 -	***53.131***	110.0	***1:19.381***	***83.5***	47.956	72.7	***3:00.468*** (1)	***86.81***		***11:37:14.000***
3 -	53.792	108.2	1:20.686	79.8	***47.447***	75.8	3:01.925 (3)	86.12	1.457	11:40:15.925
4 -	53.787	111.4	1:20.142	81.8	48.226	75.3	3:02.155	86.01	1.687	11:43:18.080
5 -	53.442	108.7	1:20.541	82.3	48.026	74.5	3:02.009	86.08	1.541	11:46:20.089
6 -	53.654	110.0	1:19.558	83.4	47.852	75.1	3:01.064 (2)	86.53	0.596	11:49:21.153
7 -	53.287	***111.8***	1:21.308	83.1	49.984	72.0	3:04.579	84.88	4.111	11:52:25.732

Weather / Track : Overcast / Dry

Spa-Francorchamps
Circuit Length = 4.3520 miles
Start: 11:30 Flag 12:03 End: 12:07

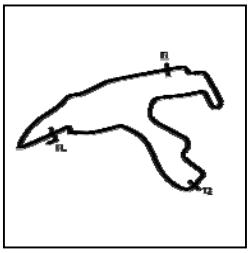

Motul Seven 270R & Avon Tyres Caterham Roadsport Championships

RACE 2 - SECTOR ANALYSIS

SECTOR 1 = FL to I1, SECTOR 2 = I1 to I2, SECTOR 3 = I2 to FL, DIFF = Difference To Personal Best Lap, P = Crossed Finish Line in Pit Lane, D = Time Disallowed

P57 142 Roadspc Ben BUCKLEY — Caterham Roadsport -

IDEAL LAP TIME : 2:59.489 BEST LAP TIME : 3:00.520 DIFFERENCE : 1.031

LAP	SECTOR 1		SECTOR 2		SECTOR 3		LAP TIME		MPH	DIFF	TIME OF DAY
1 -		108.7	1:20.551	82.5	48.710	76.3	3:36.141		72.48	35.621	11:34:12.453
2 -	***52.516***	***111.6***	1:20.860	83.6	47.608	76.4	3:00.984	**(2)**	86.56	0.464	11:37:13.437
3 -	54.018	109.2	***1:19.819***	82.3	***47.154***	76.1	3:00.991	**(3)**	86.56	0.471	11:40:14.428
4 -	54.356	106.8	1:20.094	81.5	48.413	76.0	3:02.863		85.67	2.343	11:43:17.291
5 -	54.199	***111.6***	1:19.881	***83.7***	48.132	76.0	3:02.212		85.98	1.692	11:46:19.503
6 -	52.548	109.4	1:20.417	82.9	47.555	***76.9***	***3:00.520***	**(1)**	***86.79***		***11:49:20.023***
7 -	54.148	107.8	1:20.798	83.1	53.751	47.6	3:08.697		83.02	8.177	11:52:28.720

P58 79 270R Lewis THOMPSON — Caterham 270R - DW Motorsport

IDEAL LAP TIME : 2:55.313 BEST LAP TIME : 2:56.689 DIFFERENCE : 1.376

LAP	SECTOR 1		SECTOR 2		SECTOR 3		LAP TIME		MPH	DIFF	TIME OF DAY
1 -		111.8	1:20.202	85.7	46.406	***77.5***	3:06.751		83.89	10.062	11:33:43.063
2 -	51.071	117.7	1:20.487	86.2	***46.080***	76.9	2:57.638	**(3)**	88.19	0.949	11:36:40.701
3 -	51.269	112.5	1:19.317	85.3	46.103	76.2	***2:56.689***	**(1)**	***88.67***		***11:39:37.390***
4 -	51.354	118.5	***1:18.427***	83.4	47.203	76.1	2:56.984	**(2)**	88.52	0.295	11:42:34.374
5 -	***50.806***	***122.4***	1:19.069	***86.3***	47.953	53.2	2:57.828		88.10	1.139	11:45:32.202
6 -	1:22.571	79.9	1:41.803	71.9	IN PIT		4:07.159	**P**	63.39	1:10.470	11:49:39.361

P59 68 270R Simon GOODWIN — Caterham 270R -

IDEAL LAP TIME : BEST LAP TIME : 2:56.990 DIFFERENCE :

LAP	SECTOR 1		SECTOR 2		SECTOR 3		LAP TIME		MPH	DIFF	TIME OF DAY
1 -							3:02.187		85.99	5.197	11:33:38.499
2 -							2:59.415		87.32	2.425	11:36:37.914
3 -							2:57.954	**(2)**	88.04	0.964	11:39:35.868
4 -							***2:56.990***	**(1)**	***88.52***		***11:42:32.858***
5 -							2:58.294	**(3)**	87.87	1.304	11:45:31.152

P60 84 Roadspc Andrew MURGATROYD — Caterham Roadsport -

IDEAL LAP TIME : BEST LAP TIME : DIFFERENCE :

LAP	SECTOR 1		SECTOR 2		SECTOR 3		LAP TIME		MPH	DIFF	TIME OF DAY
1 -		***76.5***	***1:58.844***	***71.3***	***IN PIT***		4:51.531	**P**	53.74		11:35:27.843

Spa-Francorchamps
Circuit Length = 4.3520 miles
Start: 11:30 Flag 12:03 End: 12:07

Weather / Track : Overcast / Dry

Motul Seven 270R & Avon Tyres Caterham Roadsport Championships

RACE 2 - WEATHER CONDITIONS

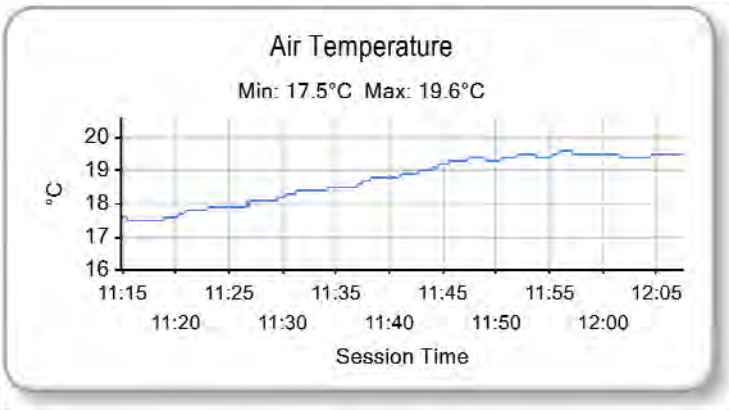

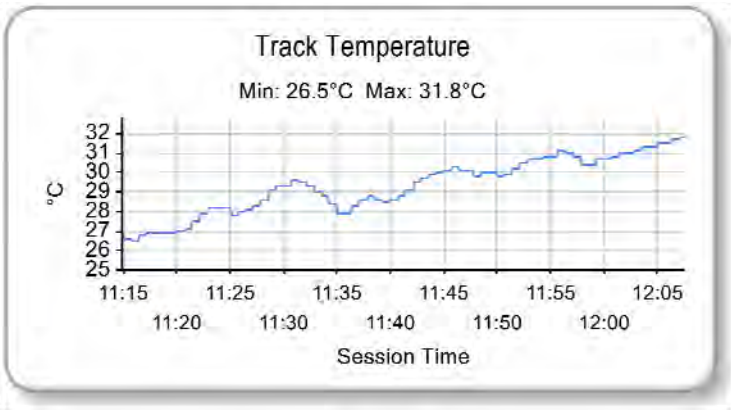

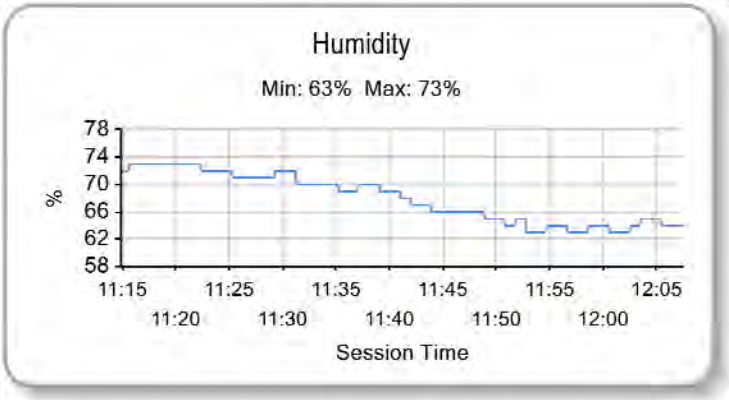

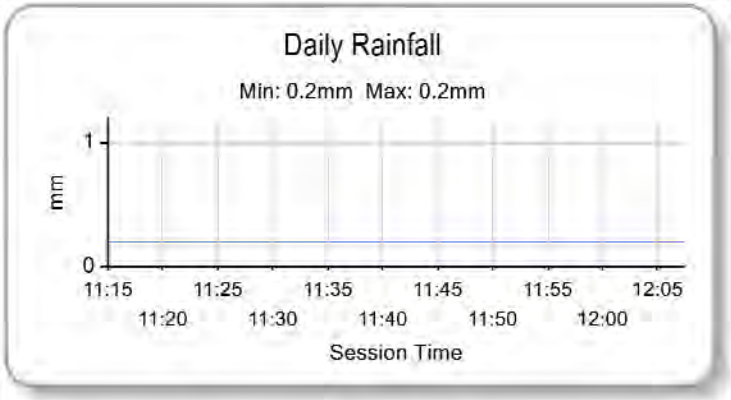

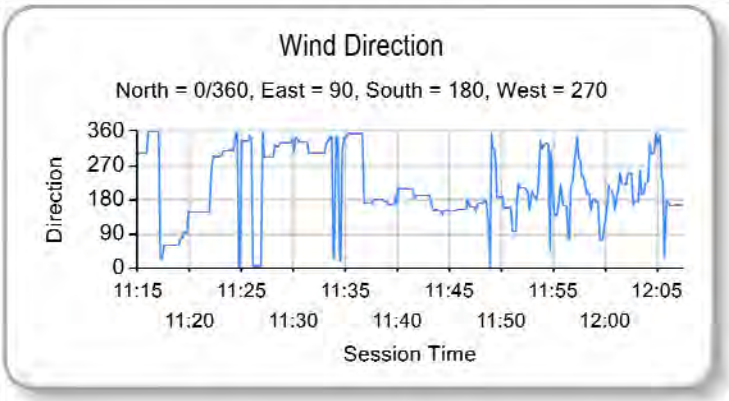

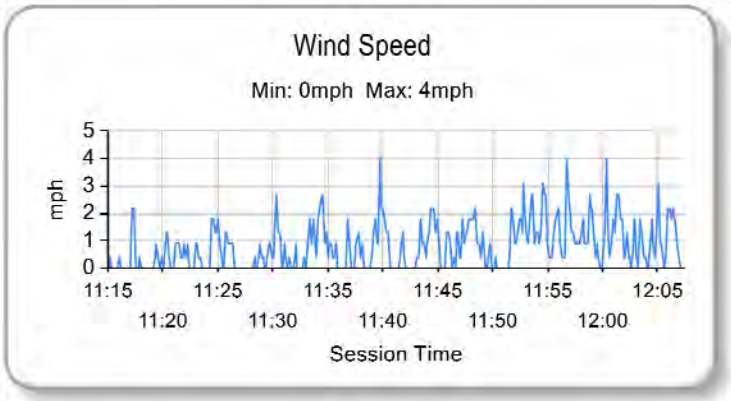

Weather / Track : Overcast / Dry

Spa-Francorchamps
Circuit Length = 4.3520 miles
Start: 11:30 Flag 12:03 End: 12:07

Results can be found at www.tsl-timing.com

Printed - 12:12 Sunday, 21 July 2019

Motul Seven 270R & Avon Tyres Caterham Roadsport Championships

RACE 2 - STATISTICS

Competitors Started	60
Planned Start	2019-07-21 @ 11:30:00.000
Actual Start	2019-07-21 @ 11:30:36.311
Finish Time	2019-07-21 @ 12:03:10.522
Track Length	4.3520mi.
Total Laps	624
Total Distance Covered	2715.7003mi.

Session Fastest Lap History

NO	CL	NAME	LAP TIME	TIME OF DAY	LAP	VEHICLE
36	270R	**Daniel HALSTEAD**	**3:00.111**	11:33:36.431	1	Caterham 270R
25	270R	**Neil FRASER**	**2:57.891**	11:36:35.864	2	Caterham 270R
3	270R	**James MURPHY**	**2:56.886**	11:36:39.360	2	Caterham 270R
19	270R	**Graham MACDONALD**	**2:55.990**	11:39:32.997	3	Caterham 270R
3	270R	**James MURPHY**	**2:55.882**	11:42:32.113	4	Caterham 270R
6	270R	**Justin HEAP**	**2:55.072**	11:48:23.509	6	Caterham 270R
80	270R	**Matt SHEPPARD**	**2:55.005**	11:51:25.669	7	Caterham 270R
86	270R	**James DE LUSIGNAN**	**2:54.534**	11:54:21.878	8	Caterham 270R
86	270R	**James DE LUSIGNAN**	**2:54.522**	11:57:16.401	9	Caterham 270R
80	270R	**Matt SHEPPARD**	**2:54.108**	11:57:16.454	9	Caterham 270R

Session Leader History

NO	CL	NAME	FROM LAP	LAPS LED	DISTANCE	VEHICLE
36	270R	**Daniel HALSTEAD**	1	1	4.27 miles	Caterham 270R
25	270R	**Neil FRASER**	2	1	4.35 miles	Caterham 270R
19	270R	**Graham MACDONALD**	3	1	4.35 miles	Caterham 270R
17	270R	**Tom ALLEN**	4	5	21.76 miles	Caterham 270R
6	270R	**Justin HEAP**	9	1	4.35 miles	Caterham 270R
17	270R	**Tom ALLEN**	10	1	4.35 miles	Caterham 270R
19	270R	**Graham MACDONALD**	11	1	4.35 miles	Caterham 270R

Flag History

TYPE	TIME OF DAY
GREEN	11:30:36.311
FINISH	12:03:10.522

Flag Statistics

TYPE	COUNT	TOTAL LAPS	TOTAL TIME
Green	1	11	36:54.113
Red	0	0	0.000
Safety Car	0	0	0.000
FCY	0	0	0.000

Spa-Francorchamps
Circuit Length = 4.3520 miles
Start: 11:30 Flag 12:03 End: 12:07

Weather / Track : Overcast / Dry

These results are provisional until the conclusion of any judicial and technical matters.

Motul Seven 270R & Avon Tyres Caterham Roadsport Championships

RACE 2 - STATISTICS

CLASS : 270R

30 Starters

Fastest Lap History

NO	NAME	LAP TIME	TIME OF DAY	LAP	VEHICLE
36	**Daniel HALSTEAD**	**3:00.111**	11:33:36.431	1	Caterham 270R
25	**Neil FRASER**	**2:57.891**	11:36:35.864	2	Caterham 270R
3	**James MURPHY**	**2:56.886**	11:36:39.360	2	Caterham 270R
19	**Graham MACDONALD**	**2:55.990**	11:39:32.997	3	Caterham 270R
3	**James MURPHY**	**2:55.882**	11:42:32.113	4	Caterham 270R
6	**Justin HEAP**	**2:55.072**	11:48:23.509	6	Caterham 270R
80	**Matt SHEPPARD**	**2:55.005**	11:51:25.669	7	Caterham 270R
86	**James DE LUSIGNAN**	**2:54.534**	11:54:21.878	8	Caterham 270R
86	**James DE LUSIGNAN**	**2:54.522**	11:57:16.401	9	Caterham 270R
80	**Matt SHEPPARD**	**2:54.108**	11:57:16.454	9	Caterham 270R

Leader History

NO	NAME	FROM LAP	LAPS LED	DISTANCE	VEHICLE
36	**Daniel HALSTEAD**	1	1	4.27 miles	Caterham 270R
25	**Neil FRASER**	2	1	4.35 miles	Caterham 270R
19	**Graham MACDONALD**	3	1	4.35 miles	Caterham 270R
17	**Tom ALLEN**	4	5	21.76 miles	Caterham 270R
6	**Justin HEAP**	9	1	4.35 miles	Caterham 270R
17	**Tom ALLEN**	10	1	4.35 miles	Caterham 270R
19	**Graham MACDONALD**	11	1	4.35 miles	Caterham 270R

Spa-Francorchamps
Circuit Length = 4.3520 miles
Start: 11:30 Flag 12:03 End: 12:07

Weather / Track : Overcast / Dry

These results are provisional until the conclusion of any judicial and technical matters.

Motul Seven 270R & Avon Tyres Caterham Roadsport Championships

RACE 2 - STATISTICS

CLASS : Roadsport

30 Starters

Fastest Lap History

NO	NAME	LAP TIME	TIME OF DAY	LAP	VEHICLE
119	**Stuart BELL**	**3:34.530**	11:34:10.851	1	Caterham Roadsport
70	**Lars Alexander HOFFMANN**	**3:01.277**	11:37:12.926	2	Caterham Roadsport
142	**Ben BUCKLEY**	**3:00.984**	11:37:13.445	2	Caterham Roadsport
15	**Ben LOPEZ-APPLETON**	**3:00.583**	11:37:13.628	2	Caterham Roadsport
2	**Andy LEES**	**3:00.468**	11:37:14.000	2	Caterham Roadsport
164	**Giuseppe FELET**	**2:59.489**	11:37:14.956	2	Caterham Roadsport
190	**Harry COOK**	**2:59.369**	11:37:15.175	2	Caterham Roadsport
129	**Will ROSSETTI**	**2:58.990**	11:37:15.625	2	Caterham Roadsport

Leader History

NO	NAME	FROM LAP	LAPS LED	DISTANCE	VEHICLE
119	**Stuart BELL**	1	1	4.27 miles	Caterham Roadsport
70	**Lars Alexander HOFFMANN**	2	1	4.35 miles	Caterham Roadsport
142	**Ben BUCKLEY**	3	1	4.35 miles	Caterham Roadsport
119	**Stuart BELL**	4	2	8.70 miles	Caterham Roadsport
70	**Lars Alexander HOFFMANN**	6	3	13.05 miles	Caterham Roadsport
119	**Stuart BELL**	9	1	4.35 miles	Caterham Roadsport
70	**Lars Alexander HOFFMANN**	10	1	4.35 miles	Caterham Roadsport
119	**Stuart BELL**	11	1	4.35 miles	Caterham Roadsport

Spa-Francorchamps

Weather / Track : Overcast / Dry

Circuit Length = 4.3520 miles

These results are provisional until the conclusion of any judicial and technical matters.

Start: 11:30 Flag 12:03 End: 12:07