AVON TYRES CATERHAM SEVEN 420R CHAMPIONSHIP

SANTANDER CATERHAM SEVEN 310R CHAMPIONSHIP

Spa-Francorchamps

19th / 21st July 2019

Results Provided by Timing Solutions Ltd
www.tsl-timing.com

Circuit de Spa-Francorchamps – F1 Pits

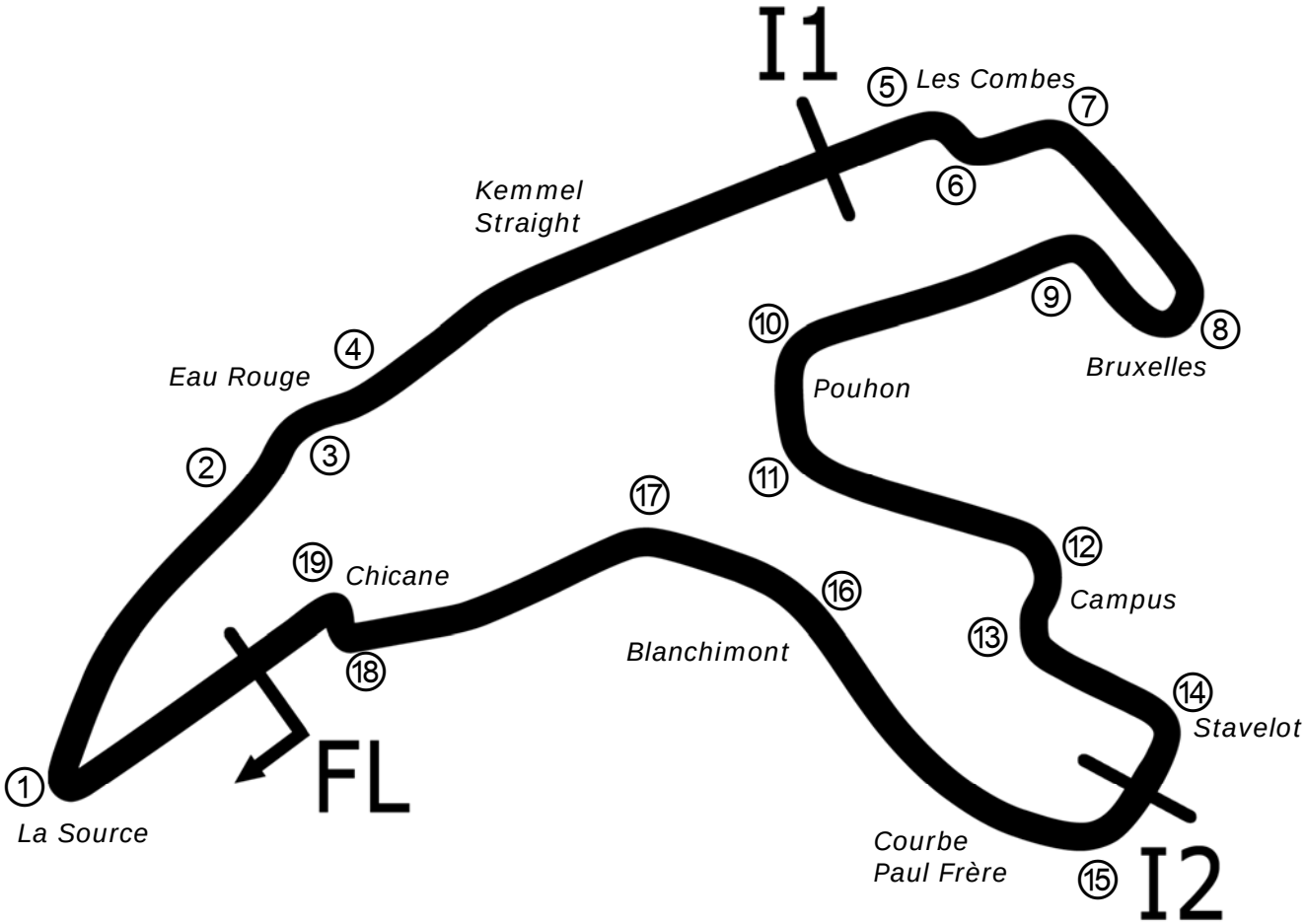

Length	4.3520 miles	7004 m	
FL		50.44309 N	5.96603 E
I1	2243m	50.43292N	5.97696 E
I2	5112m	50.42936 N	5.96045 E
Pit Entry	85m before FL	50.44256 N	5.96710 E
Pit Exit	301m after FL	50.44551 N	5.96423 E

Pit Entry–Pit Exit 386m, 27.8s @50kph, 23.1s @60kph

All results available at www.tsl-timing.com

SEVEN 420R CHAMPIONSHIP | SEVEN 310R CHAMPIONSHIP

AVON TYRES | Santander Consumer Finance | BRSCC British Racing & Sports Car Club

Avon Tyres Seven 420R & Santander Caterham Seven 310R Championships

TESTING 1 - CLASSIFICATION

POS	NO	CL	PIC	NAME	ENTRY	TIME	ON	LAPS	GAP	DIFF	MPH
1	3	420R	1	John BYRNE	Caterham 420R - DW Motorsport	2:38.939	5	8			98.57
2	7	420R	2	Christopher HOY	Caterham 420R -	2:40.236	5	6	1.297	1.297	97.77
3	80	420R	3	Alex JORDAN	Caterham 420R - Alexson Homes/DPR Motorsport	2:40.294	3	7	1.355	0.058	97.74
4	47	420R	4	Alexander KOEBERLE	Caterham 420R -	2:40.558	7	8	1.619	0.264	97.58
5	92	420R	5	Jamie FALVEY	Caterham 420R - DW Motorsport	2:40.659	4	8	1.720	0.101	97.52
6	5	420R	6	David HENDERSON	Caterham 420R -	2:40.896	7	8	1.957	0.237	97.37
7	58	420R	7	Richard AINSCOUGH	Caterham 420R -	2:41.578	4	7	2.639	0.682	96.96
8	19	420R	8	Aaron HEAD	Caterham 420R - DPR Motorsport	2:41.794	5	8	2.855	0.216	96.83
9	44	420R	9	Timothy DICKENS	Caterham 420R -	2:42.410	6	8	3.471	0.616	96.46
10	10 *	420R	10	Henry HEATON	Caterham 420R -	2:42.532	4	6	3.593	0.122	96.39
11	45	420R	11	Chris BATES	Caterham 420R - DPR Motorsport	2:42.584	4	8	3.645	0.052	96.36
12	22	420R	12	Paul BROWES	Caterham 420R -	2:43.618	7	8	4.679	1.034	95.75
13	55	420R	13	Russ OLIVANT	Caterham 420R - Anglo Aquatic	2:44.099	6	8	5.160	0.481	95.47
14	69	420R	14	Stephen COLLINS	Caterham 420R -	2:45.456	7	8	6.517	1.357	94.69
15	23	420R	15	Justin ARMSTRONG	Caterham 420R -	2:45.697	3	4	6.758	0.241	94.55
16	73	420R	16	Douglas THAIN	Caterham 420R -	2:47.062	6	7	8.123	1.365	93.78
17	34	420R	17	Ian SPARSHOTT	Caterham 420R - DPR Motorsport	2:47.220	7	8	8.281	0.158	93.69
18	53	420R	18	Matthew WELCH	Caterham 420R -	2:48.353	7	7	9.414	1.133	93.06
19	25	310R	1	Jay MCCORMACK	Caterham 310R -	2:49.629	2	8	10.690	1.276	92.36
20	88	310R	2	Pete WALTERS	Caterham 310R -	2:50.412	5	8	11.473	0.783	91.93
21	91	310R	3	Lee BRISTOW	Caterham 310R -	2:51.238	7	8	12.299	0.826	91.49
22	48	310R	4	Tom GRENSINGER	Caterham 310R -	2:51.277	7	8	12.338	0.039	91.47
23	119	310R	5	Donald HENSHALL	Caterham 310R -	2:51.586	3	8	12.647	0.309	91.30
24	77 *	310R	6	Gordon SAWYER	Caterham 310R - DPR Motorsport	2:51.863	3	6	12.924	0.277	91.16
25	27 *	310R	7	Matt TOPHAM	Caterham 310R -	2:52.224	4	5	13.285	0.361	90.97
26	11	310R	8	Andrew PERRY	Caterham 310R - DPR Motorsport	2:52.372	5	7	13.433	0.148	90.89
27	71	310R	9	Alan COOPER	Caterham 310R -	2:52.442	5	7	13.503	0.070	90.85
28	115	310R	10	David YATES	Caterham 310R -	2:52.477	6	7	13.538	0.035	90.83
29	110	310R	11	John SHIVERAL	Caterham 310R -	2:52.624	7	7	13.685	0.147	90.76
30	153	310R	12	Mark ROBERTS	Caterham 310R -	2:52.739	5	8	13.800	0.115	90.70
31	74	310R	13	James BEARDWELL	Caterham 310R -	2:53.075	5	6	14.136	0.336	90.52
32	79	310R	14	Nathan BELL	Caterham 310R -	2:53.249	3	7	14.310	0.174	90.43
33	94	310R	15	Aman UPPAL	Caterham 310R -	2:53.643	7	8	14.704	0.394	90.22
34	52	310R	16	Martin PRATT	Caterham 310R -	2:53.706	5	7	14.767	0.063	90.19
35	13	310R	17	Michael OREILLY	Caterham 310R -	2:53.742	4	8	14.803	0.036	90.17
36	30	310R	18	Ben GILLIAS	Caterham 310R -	2:53.820	7	7	14.881	0.078	90.13
37	67	310R	19	Douglas CHRISTIE	Caterham 310R - DPR Motorsport	2:54.080	3	7	15.141	0.260	90.00
38	8	310R	20	Simon SHARROCK	Caterham 310R -	2:54.136	4	7	15.197	0.056	89.97
39	9	310R	21	Caroline EVERETT	Caterham 310R -	2:54.304	5	7	15.365	0.168	89.88
40	12	310R	22	Andy WHITTON	Caterham 310R -	2:54.424	3	7	15.485	0.120	89.82
41	66	310R	23	Jake SWANN-DIXON	Caterham 310R -	2:54.666	7	7	15.727	0.242	89.69
42	29	310R	24	Tim CHILD	Caterham 310R -	2:54.678	7	7	15.739	0.012	89.69
43	28	310R	25	Harry SENIOR	Caterham 310R -	2:54.680	6	7	15.741	0.002	89.69
44	21	310R	26	Harry LANDY	Caterham 310R - DPR Motorsport	2:54.861	1	7	15.922	0.181	89.59
45	50	310R	27	Greg HYATT	Caterham 310R -	2:55.026	6	7	16.087	0.165	89.51
46	38	310R	28	Geoff PRICE	Caterham 310R -	2:55.288	7	7	16.349	0.262	89.38
47	70	310R	29	Kevin COOPER	Caterham 310R -	2:55.661	6	7	16.722	0.373	89.19
48	18	310R	30	Dave BULLOCK	Caterham 310R -	2:56.404	2	2	17.465	0.743	88.81
49	122	310R	31	Gary CURTIS	Caterham 310R - DPR Motorsport	2:56.464	6	7	17.525	0.060	88.78
50	144 *	310R	32	David RIDLEY	Caterham 310R -	2:56.872	5	5	17.933	0.408	88.58
51	51	310R	33	Mark DAVIES	Caterham 310R -	2:57.060	3	7	18.121	0.188	88.48
52	169	310R	34	Steve EVANS	Caterham 310R -	2:57.977	7	7	19.038	0.917	88.03
53	4 *	310R	35	John STYRING	Caterham 310R -	2:58.224	7	7	19.285	0.247	87.90
54	68	310R	36	Chris WELCH	Caterham 310R -	3:01.557	6	7	22.618	3.333	86.29
55	6	310R	37	Richard LAMBERT	Caterham 310R - Axtrom Ltd	3:02.169	3	4	23.230	0.612	86.00
56	33	310R	38	Surhid CHATTERJEE	Caterham 310R -	3:03.187	4	7	24.248	1.018	85.52
57	93	420R	19	Mike EVANS	Caterham 420R -			0			
58	24	420R	20	Chris AUBREY	Caterham 420R -			0			

***Cars 4,10,27,77,144 - please fit a working transponder**

Spa-Francorchamps
Circuit Length = 4.3520 miles
Start: 10:35 Flag 11:06 End: 11:09

Weather / Track : Sunny / Dry

These results are provisional until the conclusion of any judicial and technical matters.

Race Director :	Stewards :	Timekeeper :

Results can be found at www.tsl-timing.com

Printed - 11:18 Friday, 19 July 2019

VBOX MOTORSPORT | design tweaks | G3 PRO | MOTUL | Santander Consumer Finance | BILSTEIN

Avon Tyres Seven 420R & Santander Caterham Seven 310R Championships

TESTING 1 - BEST SECTORS

	SECTOR 1			SECTOR 2			SECTOR 3		
POS	NO	NAME	TIME	NO	NAME	TIME	NO	NAME	TIME
1	3	BYRNE	46.165	3	BYRNE	1:11.466	3	BYRNE	40.841
2	92	FALVEY	46.348	80	JORDAN	1:11.997	47	KOEBERLE	41.218
3	7	HOY	46.402	92	FALVEY	1:12.108	7	HOY	41.358
4	5	HENDERSON	46.497	7	HOY	1:12.404	80	JORDAN	41.520
5	55	OLIVANT	46.549	5	HENDERSON	1:12.531	92	FALVEY	41.553
6	47	KOEBERLE	46.656	19	HEAD	1:12.637	45	BATES	41.619
7	45	BATES	46.694	47	KOEBERLE	1:12.640	5	HENDERSON	41.620
8	80	JORDAN	46.777	58	AINSCOUGH	1:12.933	58	AINSCOUGH	41.662
9	44	DICKENS	46.794	44	DICKENS	1:13.175	19	HEAD	41.857
10	58	AINSCOUGH	46.983	45	BATES	1:13.415	44	DICKENS	42.058
11	19	HEAD	47.008	55	OLIVANT	1:13.541	55	OLIVANT	42.167
12	22	BROWES	47.115	22	BROWES	1:13.632	23	ARMSTRONG	42.488
13	69	COLLINS	47.655	23	ARMSTRONG	1:14.709	22	BROWES	42.512
14	23	ARMSTRONG	48.112	69	COLLINS	1:14.897	69	COLLINS	42.904
15	34	SPARSHOTT	48.287	73	THAIN	1:14.928	73	THAIN	43.090
16	73	THAIN	48.531	34	SPARSHOTT	1:15.359	34	SPARSHOTT	43.158
17	25	MCCORMACK	49.158	53	WELCH	1:15.499	53	WELCH	43.205
18	53	WELCH	49.280	11	PERRY	1:15.794	25	MCCORMACK	44.258
19	48	GRENSINGER	49.881	88	WALTERS	1:15.954	88	WALTERS	44.359
20	71	COOPER	49.924	48	GRENSINGER	1:15.954	115	YATES	44.406
21	11	PERRY	50.043	91	BRISTOW	1:16.082	71	COOPER	44.585
22	88	WALTERS	50.077	25	MCCORMACK	1:16.213	119	HENSHALL	44.586
23	119	HENSHALL	50.144	119	HENSHALL	1:16.637	48	GRENSINGER	44.613
24	115	YATES	50.245	71	COOPER	1:16.676	91	BRISTOW	44.665
25	153	ROBERTS	50.276	115	YATES	1:16.813	11	PERRY	44.682
26	67	CHRISTIE	50.276	79	BELL	1:16.834	52	PRATT	44.723
27	74	BEARDWELL	50.279	94	UPPAL	1:17.028	29	CHILD	44.797
28	21	LANDY	50.320	110	SHIVERAL	1:17.167	12	WHITTON	44.876
29	91	BRISTOW	50.356	28	SENIOR	1:17.272	8	SHARROCK	44.877
30	110	SHIVERAL	50.358	30	GILLIAS	1:17.286	74	BEARDWELL	44.908
31	29	CHILD	50.440	74	BEARDWELL	1:17.438	110	SHIVERAL	44.923
32	13	OREILLY	50.545	153	ROBERTS	1:17.528	153	ROBERTS	44.935
33	70	COOPER	50.617	9	EVERETT	1:17.823	30	GILLIAS	44.969
34	30	GILLIAS	50.651	13	OREILLY	1:17.836	21	LANDY	45.068
35	94	UPPAL	50.654	52	PRATT	1:17.837	50	HYATT	45.103
36	8	SHARROCK	50.697	67	CHRISTIE	1:17.930	13	OREILLY	45.121
37	79	BELL	50.801	21	LANDY	1:18.060	79	BELL	45.142
38	50	HYATT	50.947	29	CHILD	1:18.061	9	EVERETT	45.206
39	12	WHITTON	50.955	8	SHARROCK	1:18.064	38	PRICE	45.262
40	66	SWANN-DIXON	50.972	38	PRICE	1:18.117	67	CHRISTIE	45.275
41	52	PRATT	50.995	66	SWANN-DIXON	1:18.125	66	SWANN-DIXON	45.341
42	28	SENIOR	51.005	50	HYATT	1:18.259	4	STYRING	45.345
43	122	CURTIS	51.060	12	WHITTON	1:18.303	28	SENIOR	45.354
44	9	EVERETT	51.220	70	COOPER	1:18.360	94	UPPAL	45.414
45	18	BULLOCK	51.249	51	DAVIES	1:18.731	70	COOPER	45.464
46	4	STYRING	51.327	122	CURTIS	1:19.033	51	DAVIES	45.653
47	38	PRICE	51.594	18	BULLOCK	1:19.227	18	BULLOCK	45.661
48	51	DAVIES	51.615	169	EVANS	1:19.560	122	CURTIS	46.286
49	169	EVANS	51.869	4	STYRING	1:20.388	24	AUBREY	46.373
50	68	WELCH	52.426	6	LAMBERT	1:21.290	68	WELCH	46.399
51	6	LAMBERT	52.955	68	WELCH	1:21.996	169	EVANS	46.468
52	33	CHATTERJEE	53.350	33	CHATTERJEE	1:22.334	6	LAMBERT	47.029
53				24	AUBREY	1:25.116	33	CHATTERJEE	47.503
54				93	EVANS	29:09.548			
55									
56									
57									
58									

IDEAL / BEST COMPARISON					
POS	NO	NAME	IDEAL	BEST	DIFF
		PERFECT LAP	2:38.472		
1	3	BYRNE	2:38.472	2:38.939	0.467
2	92	FALVEY	2:40.009	2:40.659	0.650
3	7	HOY	2:40.164	2:40.236	0.072
4	80	JORDAN	2:40.294	2:40.294	0.000
5	47	KOEBERLE	2:40.514	2:40.558	0.044
6	5	HENDERSON	2:40.648	2:40.896	0.248
7	19	HEAD	2:41.502	2:41.794	0.292
8	58	AINSCOUGH	2:41.578	2:41.578	0.000
9	45	BATES	2:41.728	2:42.584	0.856
10	44	DICKENS	2:42.027	2:42.410	0.383
11	55	OLIVANT	2:42.257	2:44.099	1.842
12	22	BROWES	2:43.259	2:43.618	0.359
13	23	ARMSTRONG	2:45.309	2:45.697	0.388
14	69	COLLINS	2:45.456	2:45.456	0.000
15	73	THAIN	2:46.549	2:47.062	0.513
16	34	SPARSHOTT	2:46.804	2:47.220	0.416
17	53	WELCH	2:47.984	2:48.353	0.369
18	25	MCCORMACK	2:49.629	2:49.629	0.000
19	88	WALTERS	2:50.390	2:50.412	0.022
20	48	GRENSINGER	2:50.448	2:51.277	0.829
21	11	PERRY	2:50.519	2:52.372	1.853
22	91	BRISTOW	2:51.103	2:51.238	0.135
23	71	COOPER	2:51.185	2:52.442	1.257
24	119	HENSHALL	2:51.367	2:51.586	0.219
25	115	YATES	2:51.464	2:52.477	1.013
26	110	SHIVERAL	2:52.448	2:52.624	0.176
27	74	BEARDWELL	2:52.625	2:53.075	0.450
28	153	ROBERTS	2:52.739	2:52.739	0.000
29	79	BELL	2:52.777	2:53.249	0.472
30	30	GILLIAS	2:52.906	2:53.820	0.914
31	94	UPPAL	2:53.096	2:53.643	0.547
32	29	CHILD	2:53.298	2:54.678	1.380
33	21	LANDY	2:53.448	2:54.861	1.413
34	67	CHRISTIE	2:53.481	2:54.080	0.599
35	13	OREILLY	2:53.502	2:53.742	0.240
36	52	PRATT	2:53.555	2:53.706	0.151
37	28	SENIOR	2:53.631	2:54.680	1.049
38	8	SHARROCK	2:53.638	2:54.136	0.498
39	12	WHITTON	2:54.134	2:54.424	0.290
40	9	EVERETT	2:54.249	2:54.304	0.055
41	50	HYATT	2:54.309	2:55.026	0.717
42	66	SWANN-DIXON	2:54.438	2:54.666	0.228
43	70	COOPER	2:54.441	2:55.661	1.220
44	38	PRICE	2:54.973	2:55.288	0.315
45	51	DAVIES	2:55.999	2:57.060	1.061
46	18	BULLOCK	2:56.137	2:56.404	0.267
47	122	CURTIS	2:56.379	2:56.464	0.085
48	4	STYRING	2:57.060	2:58.224	1.164
49	169	EVANS	2:57.897	2:57.977	0.080
50	68	WELCH	3:00.821	3:01.557	0.736
51	6	LAMBERT	3:01.274	3:02.169	0.895
52	33	CHATTERJEE	3:03.187	3:03.187	0.000
53	144	RIDLEY		2:56.872	
54	77	SAWYER		2:51.863	
55	10	HEATON		2:42.532	
56	27	TOPHAM		2:52.224	

Weather / Track : Sunny / Dry

Spa-Francorchamps
Circuit Length = 4.3520 miles
Start: 10:35 Flag 11:06 End: 11:09

Results can be found at www.tsl-timing.com

Printed - 11:18 Friday, 19 July 2019

Avon Tyres Seven 420R & Santander Caterham Seven 310R Championships

TESTING 1 - BEST SPEEDS

	INTERMEDIATE 1			INTERMEDIATE 2			FINISH LINE		
POS	NO	NAME	MPH	NO	NAME	MPH	NO	NAME	MPH
1	45	BATES	131.8	92	FALVEY	93.5	7	HOY	88.6
2	92	FALVEY	131.3	58	AINSCOUGH	93.3	3	BYRNE	88.4
3	44	DICKENS	131.3	7	HOY	93.2	47	KOEBERLE	88.4
4	3	BYRNE	131.0	5	HENDERSON	93.0	92	FALVEY	87.9
5	7	HOY	131.0	3	BYRNE	92.9	58	AINSCOUGH	87.8
6	47	KOEBERLE	131.0	47	KOEBERLE	92.5	44	DICKENS	87.8
7	55	OLIVANT	131.0	19	HEAD	92.3	80	JORDAN	87.7
8	58	AINSCOUGH	130.3	44	DICKENS	92.3	73	THAIN	87.7
9	5	HENDERSON	129.8	55	OLIVANT	91.9	5	HENDERSON	87.6
10	22	BROWES	129.5	80	JORDAN	91.8	55	OLIVANT	87.6
11	19	HEAD	129.3	34	SPARSHOTT	91.6	22	BROWES	87.3
12	80	JORDAN	129.0	23	ARMSTRONG	90.8	19	HEAD	87.1
13	23	ARMSTRONG	129.0	69	COLLINS	90.6	53	WELCH	86.8
14	69	COLLINS	128.8	53	WELCH	90.5	34	SPARSHOTT	86.5
15	34	SPARSHOTT	127.5	45	BATES	90.3	23	ARMSTRONG	86.4
16	53	WELCH	127.5	73	THAIN	90.1	45	BATES	86.2
17	73	THAIN	127.0	22	BROWES	89.3	69	COLLINS	85.7
18	119	HENSHALL	123.8	71	COOPER	87.8	24	AUBREY	83.6
19	71	COOPER	123.5	115	YATES	87.8	25	MCCORMACK	83.2
20	25	MCCORMACK	122.6	153	ROBERTS	87.7	71	COOPER	82.4
21	8	SHARROCK	122.2	13	OREILLY	87.4	110	SHIVERAL	82.4
22	48	GRENSINGER	121.5	29	CHILD	87.3	11	PERRY	81.7
23	21	LANDY	121.1	110	SHIVERAL	87.2	115	YATES	81.3
24	79	BELL	120.6	25	MCCORMACK	87.1	8	SHARROCK	81.3
25	94	UPPAL	120.6	79	BELL	87.1	66	SWANN-DIXON	81.2
26	52	PRATT	120.6	18	BULLOCK	87.1	88	WALTERS	81.0
27	70	COOPER	120.4	88	WALTERS	87.0	9	EVERETT	80.9
28	11	PERRY	120.2	94	UPPAL	87.0	153	ROBERTS	80.8
29	115	YATES	120.0	66	SWANN-DIXON	87.0	12	WHITTON	80.8
30	88	WALTERS	119.8	91	BRISTOW	86.5	29	CHILD	80.6
31	110	SHIVERAL	119.4	8	SHARROCK	86.5	13	OREILLY	80.5
32	74	BEARDWELL	118.7	9	EVERETT	86.5	48	GRENSINGER	80.4
33	67	CHRISTIE	118.7	48	GRENSINGER	86.4	51	DAVIES	80.4
34	30	GILLIAS	118.1	119	HENSHALL	86.4	119	HENSHALL	80.3
35	4	STYRING	118.1	11	PERRY	86.4	74	BEARDWELL	80.1
36	9	EVERETT	117.9	52	PRATT	86.4	67	CHRISTIE	80.1
37	66	SWANN-DIXON	117.3	28	SENIOR	86.1	4	STYRING	80.0
38	122	CURTIS	117.3	21	LANDY	86.1	30	GILLIAS	79.9
39	91	BRISTOW	117.1	51	DAVIES	86.1	70	COOPER	79.9
40	13	OREILLY	117.1	67	CHRISTIE	85.9	21	LANDY	79.7
41	29	CHILD	117.1	74	BEARDWELL	85.8	91	BRISTOW	79.6
42	12	WHITTON	116.9	12	WHITTON	85.8	28	SENIOR	79.3
43	50	HYATT	116.9	70	COOPER	85.7	50	HYATT	79.2
44	18	BULLOCK	116.9	50	HYATT	85.4	169	EVANS	79.2
45	153	ROBERTS	116.7	122	CURTIS	85.4	52	PRATT	79.1
46	51	DAVIES	116.5	30	GILLIAS	85.3	122	CURTIS	78.9
47	169	EVANS	116.1	38	PRICE	85.3	94	UPPAL	78.7
48	38	PRICE	115.9	169	EVANS	84.6	38	PRICE	78.3
49	28	SENIOR	114.9	4	STYRING	83.5	79	BELL	78.3
50	6	LAMBERT	114.3	6	LAMBERT	82.3	18	BULLOCK	78.2
51	33	CHATTERJEE	114.1	68	WELCH	82.0	6	LAMBERT	77.4
52	68	WELCH	113.9	33	CHATTERJEE	79.3	68	WELCH	76.8
53	24	AUBREY	104.2	24	AUBREY	72.5	33	CHATTERJEE	76.6
54	93	EVANS	94.5	93	EVANS	38.5			
55									
56									
57									
58									

Weather / Track : Sunny / Dry

Spa-Francorchamps
Circuit Length = 4.3520 miles
Start: 10:35 Flag 11:06 End: 11:09

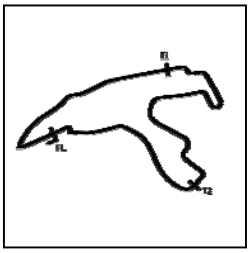

Avon Tyres Seven 420R & Santander Caterham Seven 310R Championships

TESTING 1 - SECTOR ANALYSIS

SECTOR 1 = FL to I1, SECTOR 2 = I1 to I2, SECTOR 3 = I2 to FL, DIFF = Difference To Personal Best Lap, P = Crossed Finish Line in Pit Lane, D = Time Disallowed

P1 3 420R John BYRNE — Caterham 420R - DW Motorsport

IDEAL LAP TIME : 2:38.472 BEST LAP TIME : 2:38.939 DIFFERENCE : 0.467

LAP	SECTOR 1		SECTOR 2		SECTOR 3		LAP TIME		MPH	DIFF	TIME OF DAY
1 -	48.542	126.6	1:13.302	***92.9***	42.555	85.3	2:44.399		95.30	5.460	10:41:25.201
2 -	46.272	130.5	1:13.041	92.1	41.288	***88.4***	2:40.601		97.55	1.662	10:44:05.802
3 -	***46.165***	***131.0***	1:12.027	92.8	41.135	87.4	2:39.327	**(2)**	98.33	0.388	10:46:45.129
4 -	46.924	130.8	1:11.854	86.9	41.992	87.1	2:40.770		97.45	1.831	10:49:25.899
5 -	46.416	130.8	1:11.682	91.5	***40.841***	87.8	***2:38.939***	**(1)**	***98.57***		***10:52:04.838***
6 -	46.725	129.3	***1:11.466***	92.8	41.304	87.4	2:39.495	**(3)**	98.23	0.556	10:54:44.333
7 -	46.440	128.5	1:12.125	91.4	42.383	86.8	2:40.948		97.34	2.009	10:57:25.281
8 -	47.712	126.8	1:13.192	91.4	41.640	87.8	2:42.544		96.38	3.605	11:00:07.825

P2 7 420R Christopher HOY — Caterham 420R -

IDEAL LAP TIME : 2:40.164 BEST LAP TIME : 2:40.236 DIFFERENCE : 0.072

LAP	SECTOR 1		SECTOR 2		SECTOR 3		LAP TIME		MPH	DIFF	TIME OF DAY
1 -	46.869	***131.0***	1:14.925	91.8	41.740	87.6	2:43.534		95.80	3.298	10:40:53.820
2 -	46.515	130.5	1:13.753	91.1	41.865	88.4	2:42.133	**(3)**	96.63	1.897	10:43:35.953
3 -	***46.402***	128.0	1:13.533	90.8	42.122	87.7	2:42.057	**(2)**	96.67	1.821	10:46:18.010
4 -	47.041	122.6	1:13.307	91.8	44.527	88.5	2:44.875		95.02	4.639	10:49:02.885
5 -	46.474	129.8	***1:12.404***	***93.2***	***41.358***	***88.6***	***2:40.236***	**(1)**	***97.77***		***10:51:43.121***
6 -	46.533	127.5	1:12.911	92.4	IN PIT		2:54.962	**P**	89.54	14.726	10:54:38.083

P3 80 420R Alex JORDAN — Caterham 420R - Alexson Homes/DPR Motorsport

IDEAL LAP TIME : 2:40.294 BEST LAP TIME : 2:40.294 DIFFERENCE : 0.000

LAP	SECTOR 1		SECTOR 2		SECTOR 3		LAP TIME		MPH	DIFF	TIME OF DAY
1 -	47.952	123.5	1:13.159	91.1	42.053	86.5	2:43.164	**(2)**	96.02	2.870	10:40:29.099
2 -	47.501	123.8	1:18.169	89.1	42.341	***87.7***	2:48.011		93.25	7.717	10:43:17.110
3 -	***46.777***	***129.0***	***1:11.997***	***91.8***	***41.520***	86.8	***2:40.294***	**(1)**	***97.74***		***10:45:57.404***
4 -	47.577	126.1	1:12.148	90.8	IN PIT		2:48.998	**P**	92.70	8.704	10:48:46.402
5 -	OUTLAP	122.9	1:16.663	91.5	43.221	85.4	5:31.093		47.32	2:50.799	10:54:17.495
6 -	48.585	125.6	1:15.136	91.3	43.740	83.2	2:47.461	**(3)**	93.55	7.167	10:57:04.956
7 -	48.101	128.5	1:15.221	90.3	44.247	86.8	2:47.569		93.49	7.275	10:59:52.525

P4 47 420R Alexander KOEBERLE — Caterham 420R -

IDEAL LAP TIME : 2:40.514 BEST LAP TIME : 2:40.558 DIFFERENCE : 0.044

LAP	SECTOR 1		SECTOR 2		SECTOR 3		LAP TIME		MPH	DIFF	TIME OF DAY
1 -	48.102	128.3	1:14.167	91.3	42.235	87.9	2:44.504		95.24	3.946	10:40:58.924
2 -	47.210	129.3	1:12.789	***92.5***	41.959	86.7	2:41.958		96.73	1.400	10:43:40.882
3 -	46.869	129.8	1:13.547	92.0	41.729	87.6	2:42.145		96.62	1.587	10:46:23.027
4 -	46.960	129.8	1:12.939	92.0	42.056	87.3	2:41.955		96.73	1.397	10:49:04.982
5 -	46.853	128.5	***1:12.640***	92.1	41.552	86.9	2:41.045	**(2)**	97.28	0.487	10:51:46.027
6 -	46.830	129.3	1:12.772	89.8	42.130	87.6	2:41.732	**(3)**	96.87	1.174	10:54:27.759
7 -	***46.656***	130.0	1:12.684	91.4	***41.218***	87.2	***2:40.558***	**(1)**	***97.58***		***10:57:08.317***
8 -	46.764	***131.0***	1:13.807	91.9	42.050	85.2	2:42.621		96.34	2.063	10:59:50.938

P5 92 420R Jamie FALVEY — Caterham 420R - DW Motorsport

IDEAL LAP TIME : 2:40.009 BEST LAP TIME : 2:40.659 DIFFERENCE : 0.650

LAP	SECTOR 1		SECTOR 2		SECTOR 3		LAP TIME		MPH	DIFF	TIME OF DAY
1 -	46.957	129.0	1:14.010	83.7	42.810	86.3	2:43.777		95.66	3.118	10:40:57.525
2 -	47.140	127.3	1:12.766	91.3	41.745	85.8	2:41.651	**(3)**	96.92	0.992	10:43:39.176
3 -	***46.348***	130.5	1:12.145	91.1	42.611	87.1	2:41.104	**(2)**	97.25	0.445	10:46:20.280
4 -	46.998	130.0	***1:12.108***	92.4	***41.553***	87.3	***2:40.659***	**(1)**	***97.52***		***10:49:00.939***
5 -	47.033	118.7	1:12.862	90.9	41.781	85.3	2:41.676		96.90	1.017	10:51:42.615
6 -	47.048	127.0	1:13.062	***93.5***	41.638	86.2	2:41.748		96.86	1.089	10:54:24.363
7 -	47.084	***131.3***	1:16.530	88.5	41.652	87.6	2:45.266		94.80	4.607	10:57:09.629
8 -	48.744	129.8	1:12.585	92.0	42.130	***87.9***	2:43.459		95.84	2.800	10:59:53.088

Weather / Track : Sunny / Dry

Spa-Francorchamps
Circuit Length = 4.3520 miles
Start: 10:35 Flag 11:06 End: 11:09

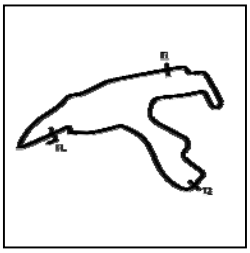

Avon Tyres Seven 420R & Santander Caterham Seven 310R Championships

TESTING 1 - SECTOR ANALYSIS

SECTOR 1 = FL to I1, SECTOR 2 = I1 to I2, SECTOR 3 = I2 to FL, DIFF = Difference To Personal Best Lap, P = Crossed Finish Line in Pit Lane, D = Time Disallowed

P6 5 420R David HENDERSON

Caterham 420R -

IDEAL LAP TIME : 2:40.648 BEST LAP TIME : 2:40.896 DIFFERENCE : 0.248

LAP	SECTOR 1		SECTOR 2		SECTOR 3		LAP TIME		MPH	DIFF	TIME OF DAY
1 -	49.708	123.8	1:15.732	90.9	42.979	86.7	2:48.419		93.02	7.523	10:40:52.172
2 -	46.871	***129.8***	1:13.477	92.1	42.131	85.1	2:42.479		96.42	1.583	10:43:34.651
3 -	47.990	128.0	1:13.522	92.1	41.875	85.3	2:43.387		95.89	2.491	10:46:18.038
4 -	46.872	126.6	1:13.733	***93.0***	42.687	***87.6***	2:43.292		95.94	2.396	10:49:01.330
5 -	46.559	127.0	1:13.103	89.9	41.878	87.0	2:41.540	**(2)**	96.98	0.644	10:51:42.870
6 -	47.098	123.5	1:13.379	91.6	***41.620***	87.1	2:42.097	**(3)**	96.65	1.201	10:54:24.967
7 -	***46.497***	120.4	***1:12.531***	92.3	41.868	84.8	***2:40.896***	**(1)**	***97.37***		***10:57:05.863***
8 -	47.669	129.5	1:14.992	90.0	IN PIT		3:03.469	**P**	85.39	22.573	11:00:09.332

P7 58 420R Richard AINSCOUGH

Caterham 420R -

IDEAL LAP TIME : 2:41.578 BEST LAP TIME : 2:41.578 DIFFERENCE : 0.000

LAP	SECTOR 1		SECTOR 2		SECTOR 3		LAP TIME		MPH	DIFF	TIME OF DAY
1 -	47.345	128.0	1:15.620	92.0	42.046	85.3	2:45.011		94.94	3.433	10:40:51.517
2 -	47.155	***130.3***	1:13.537	91.6	42.773	87.6	2:43.465	**(2)**	95.84	1.887	10:43:34.982
3 -	47.458	125.9	1:14.384	93.0	42.130	87.6	2:43.972	**(3)**	95.54	2.394	10:46:18.954
4 -	***46.983***	***130.3***	***1:12.933***	***93.3***	***41.662***	86.0	***2:41.578***	**(1)**	***96.96***		***10:49:00.532***
5 -	47.648	112.2	1:13.230	89.1	44.083	74.9	2:44.961		94.97	3.383	10:51:45.493
6 -	48.517	128.8	1:18.637	84.5	43.929	87.0	2:51.083		91.57	9.505	10:54:36.576
7 -	47.589	125.2	1:13.482	90.3	IN PIT		2:53.067	**P**	90.52	11.489	10:57:29.643

P8 19 420R Aaron HEAD

Caterham 420R - DPR Motorsport

IDEAL LAP TIME : 2:41.502 BEST LAP TIME : 2:41.794 DIFFERENCE : 0.292

LAP	SECTOR 1		SECTOR 2		SECTOR 3		LAP TIME		MPH	DIFF	TIME OF DAY
1 -	47.766	125.6	1:14.926	91.6	42.329	86.7	2:45.021		94.94	3.227	10:40:42.630
2 -	47.635	127.0	1:13.101	91.4	42.608	86.4	2:43.344		95.91	1.550	10:43:25.974
3 -	47.172	128.8	1:13.204	90.6	42.628	86.0	2:43.004	**(3)**	96.11	1.210	10:46:08.978
4 -	47.397	125.9	1:13.082	91.9	41.994	86.4	2:42.473	**(2)**	96.43	0.679	10:48:51.451
5 -	***47.008***	126.1	1:12.929	***92.3***	***41.857***	87.0	***2:41.794***	**(1)**	***96.83***		***10:51:33.245***
6 -	47.344	127.5	***1:12.637***	91.1	IN PIT		2:49.937	**P**	92.19	8.143	10:54:23.182
7 -	OUTLAP	126.1	1:12.877	90.5	42.385	***87.1***	4:15.694		61.27	1:33.900	10:58:38.876
8 -	47.264	***129.3***	1:13.682	90.1	42.321	86.8	2:43.267		95.96	1.473	11:01:22.143

P9 44 420R Timothy DICKENS

Caterham 420R -

IDEAL LAP TIME : 2:42.027 BEST LAP TIME : 2:42.410 DIFFERENCE : 0.383

LAP	SECTOR 1		SECTOR 2		SECTOR 3		LAP TIME		MPH	DIFF	TIME OF DAY
1 -	49.297	128.8	1:15.806	91.3	44.199	85.7	2:49.302		92.54	6.892	10:41:03.410
2 -	48.756	128.0	1:15.407	89.3	43.186	85.8	2:47.349		93.62	4.939	10:43:50.759
3 -	48.658	121.7	1:14.939	86.3	42.767	86.7	2:46.364		94.17	3.954	10:46:37.123
4 -	47.604	129.5	1:14.656	88.3	42.840	86.0	2:45.100		94.89	2.690	10:49:22.223
5 -	48.205	***131.3***	***1:13.175***	***92.3***	42.149	87.7	2:43.529	**(2)**	95.80	1.119	10:52:05.752
6 -	***46.794***	127.5	1:13.558	91.9	***42.058***	87.0	***2:42.410***	**(1)**	***96.46***		***10:54:48.162***
7 -	47.456	128.5	1:13.751	89.8	43.176	86.0	2:44.383		95.31	1.973	10:57:32.545
8 -	47.684	128.3	1:13.968	92.1	42.504	***87.8***	2:44.156	**(3)**	95.44	1.746	11:00:16.701

P10 10 420R Henry HEATON

Caterham 420R -

IDEAL LAP TIME : BEST LAP TIME : 2:42.532 DIFFERENCE :

LAP	SECTOR 1		SECTOR 2		SECTOR 3		LAP TIME		MPH	DIFF	TIME OF DAY
1 -							2:42.984		96.12	0.452	10:40:29.542
2 -							2:45.497		94.66	2.965	10:43:15.039
3 -							2:42.675	**(2)**	96.31	0.143	10:45:57.714
4 -							***2:42.532***	**(1)**	***96.39***		***10:48:40.246***
5 -							2:43.712		95.70	1.180	10:51:23.958
6 -							2:42.814	**(3)**	96.22	0.282	10:54:06.772

Spa-Francorchamps
Circuit Length = 4.3520 miles
Start: 10:35 Flag 11:06 End: 11:09

Weather / Track : Sunny / Dry

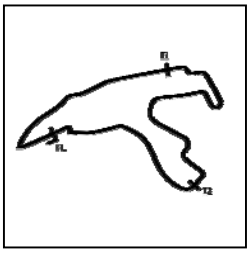

Avon Tyres Seven 420R & Santander Caterham Seven 310R Championships

TESTING 1 - SECTOR ANALYSIS

SECTOR 1 = FL to I1, SECTOR 2 = I1 to I2, SECTOR 3 = I2 to FL, DIFF = Difference To Personal Best Lap, P = Crossed Finish Line in Pit Lane, D = Time Disallowed

P11 45 420R Chris BATES

Caterham 420R - DPR Motorsport

IDEAL LAP TIME : 2:41.728 BEST LAP TIME : 2:42.584 DIFFERENCE : 0.856

LAP	SECTOR 1		SECTOR 2		SECTOR 3		LAP TIME		MPH	DIFF	TIME OF DAY
1 -	49.041	110.9	1:18.940	89.3	42.472	85.7	2:50.453		91.91	7.869	10:41:11.709
2 -	47.211	129.5	1:15.295	88.6	***41.619***	86.0	2:44.125		95.46	1.541	10:43:55.834
3 -	47.911	127.3	1:14.002	***90.3***	41.953	***86.2***	2:43.866		95.61	1.282	10:46:39.700
4 -	47.142	129.3	***1:13.415***	90.0	42.027	84.9	***2:42.584***	**(1)**	***96.36***		***10:49:22.284***
5 -	47.220	127.3	1:13.856	90.0	42.196	86.0	2:43.272	**(3)**	95.95	0.688	10:52:05.556
6 -	***46.694***	***131.8***	1:19.389	89.0	44.093	83.7	2:50.176		92.06	7.592	10:54:55.732
7 -	47.409	127.0	1:13.499	89.5	42.037	81.9	2:42.945	**(2)**	96.15	0.361	10:57:38.677
8 -	48.376	128.0	1:13.858	90.0	IN PIT		2:56.925	**P**	88.55	14.341	11:00:35.602

P12 22 420R Paul BROWES

Caterham 420R -

IDEAL LAP TIME : 2:43.259 BEST LAP TIME : 2:43.618 DIFFERENCE : 0.359

LAP	SECTOR 1		SECTOR 2		SECTOR 3		LAP TIME		MPH	DIFF	TIME OF DAY
1 -	48.999	124.5	1:15.315	89.1	43.592	84.7	2:47.906		93.31	4.288	10:40:36.940
2 -	48.254	122.6	1:14.641		42.733	86.3	2:45.628		94.59	2.010	10:43:22.568
3 -	47.849	124.5	1:16.266	88.3	42.744	86.9	2:46.859		93.89	3.241	10:46:09.427
4 -	48.023	127.0	1:13.788	88.5	***42.512***	83.8	2:44.323	**(3)**	95.34	0.705	10:48:53.750
5 -	47.243	127.3	1:14.313		42.525	86.1	2:44.081	**(2)**	95.48	0.463	10:51:37.831
6 -	49.275	123.3	1:14.414	88.0	44.044	***87.3***	2:47.733		93.40	4.115	10:54:25.564
7 -	***47.115***	***129.5***	***1:13.632***		42.871	86.7	***2:43.618***	**(1)**	***95.75***		***10:57:09.182***
8 -	47.578	129.0	1:13.845	86.2	42.972	***87.3***	2:44.395		95.30	0.777	10:59:53.577

P13 55 420R Russ OLIVANT

Caterham 420R - Anglo Aquatic

IDEAL LAP TIME : 2:42.257 BEST LAP TIME : 2:44.099 DIFFERENCE : 1.842

LAP	SECTOR 1		SECTOR 2		SECTOR 3		LAP TIME		MPH	DIFF	TIME OF DAY
1 -	48.714	126.6	1:15.640	91.6	43.178	86.9	2:47.532		93.51	3.433	10:41:01.469
2 -	47.543	129.8	1:15.269	89.9	42.738	86.7	2:45.550		94.63	1.451	10:43:47.019
3 -	47.604	129.0	1:14.327	90.8	42.427	86.1	2:44.358	**(2)**	95.32	0.259	10:46:31.377
4 -	47.750	127.0	1:14.444	91.5	42.225	86.8	2:44.419	**(3)**	95.29	0.320	10:49:15.796
5 -	47.789	128.0	1:14.709	90.6	42.491	86.2	2:44.989		94.96	0.890	10:52:00.785
6 -	48.112	126.1	1:13.820	***91.9***	***42.167***	***87.6***	***2:44.099***	**(1)**	***95.47***		***10:54:44.884***
7 -	***46.549***	***131.0***	***1:13.541***	89.9	44.701	86.1	2:44.791		95.07	0.692	10:57:29.675
8 -	47.948	126.3	1:14.547	90.4	44.201	86.4	2:46.696		93.98	2.597	11:00:16.371

P14 69 420R Stephen COLLINS

Caterham 420R -

IDEAL LAP TIME : 2:45.456 BEST LAP TIME : 2:45.456 DIFFERENCE : 0.000

LAP	SECTOR 1		SECTOR 2		SECTOR 3		LAP TIME		MPH	DIFF	TIME OF DAY
1 -	50.466	125.9	1:20.455	86.4	45.027	84.6	2:55.948		89.04	10.492	10:41:37.740
2 -	48.999	125.4	1:18.470	82.0	45.114	85.0	2:52.583		90.78	7.127	10:44:30.323
3 -	50.050	117.5	1:16.605	90.3	44.108	84.4	2:50.763		91.74	5.307	10:47:21.086
4 -	49.455	125.4	1:16.904	87.0	43.218	84.3	2:49.577		92.39	4.121	10:50:10.663
5 -	49.112	111.2	1:16.205	85.9	43.122	85.3	2:48.439		93.01	2.983	10:52:59.102
6 -	49.149	124.0	1:16.224	87.7	42.915	85.3	2:48.288	**(3)**	93.09	2.832	10:55:47.390
7 -	***47.655***	***128.8***	***1:14.897***	89.7	***42.904***	84.3	***2:45.456***	**(1)**	***94.69***		***10:58:32.846***
8 -	48.286	127.8	1:15.151	***90.6***	43.211	83.7	2:46.648	**(2)**	94.01	1.192	11:01:19.494

P15 23 420R Justin ARMSTRONG

Caterham 420R -

IDEAL LAP TIME : 2:45.309 BEST LAP TIME : 2:45.697 DIFFERENCE : 0.388

LAP	SECTOR 1		SECTOR 2		SECTOR 3		LAP TIME		MPH	DIFF	TIME OF DAY
1 -	OUTLAP	124.0	1:16.227	88.4	43.967	85.2	4:01.460		64.88	1:15.763	10:42:14.900
2 -	48.594	124.5	1:15.437	87.6	42.985	86.2	2:47.016	**(2)**	93.80	1.319	10:45:01.916
3 -	***48.112***	125.9	1:15.097	***90.8***	***42.488***	***86.4***	***2:45.697***	**(1)**	***94.55***		***10:47:47.613***
4 -	48.545	***129.0***	***1:14.709***	88.6	IN PIT		2:53.803	**P**	90.14	8.106	10:50:41.416

Weather / Track : Sunny / Dry

Spa-Francorchamps
Circuit Length = 4.3520 miles
Start: 10:35 Flag 11:06 End: 11:09

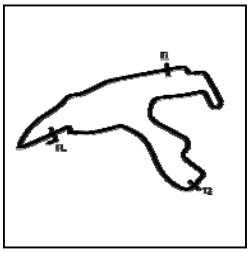

Avon Tyres Seven 420R & Santander Caterham Seven 310R Championships

TESTING 1 - SECTOR ANALYSIS

SECTOR 1 = FL to I1, SECTOR 2 = I1 to I2, SECTOR 3 = I2 to FL, DIFF = Difference To Personal Best Lap, P = Crossed Finish Line in Pit Lane, D = Time Disallowed

P16 73 420R Douglas THAIN

Caterham 420R -

IDEAL LAP TIME : 2:46.549 BEST LAP TIME : 2:47.062 DIFFERENCE : 0.513

LAP	SECTOR 1		SECTOR 2		SECTOR 3		LAP TIME		MPH	DIFF	TIME OF DAY
1 -	50.949	118.1	1:19.556	87.1	45.735	81.9	2:56.240		88.89	9.178	10:41:57.778
2 -	50.974	115.5	1:18.196	82.2	44.216	85.9	2:53.386		90.36	6.324	10:44:51.164
3 -	50.008	117.3	1:16.570	89.8	43.862	86.0	2:50.440		91.92	3.378	10:47:41.604
4 -	49.005	***127.0***	1:15.568	87.3	44.072	***87.7***	2:48.645	**(3)**	92.90	1.583	10:50:30.249
5 -	49.942	96.5	1:19.315	88.0	43.655	84.8	2:52.912		90.60	5.850	10:53:23.161
6 -	48.755	***127.0***	***1:14.928***	89.9	43.379	82.8	***2:47.062***	**(1)**	***93.78***		***10:56:10.223***
7 -	***48.531***	122.6	1:15.575	89.0	***43.090***	87.1	2:47.196	**(2)**	93.70	0.134	10:58:57.419

P17 34 420R Ian SPARSHOTT

Caterham 420R - DPR Motorsport

IDEAL LAP TIME : 2:46.804 BEST LAP TIME : 2:47.220 DIFFERENCE : 0.416

LAP	SECTOR 1		SECTOR 2		SECTOR 3		LAP TIME		MPH	DIFF	TIME OF DAY
1 -	50.259	126.8	1:19.092	90.8	44.144	85.1	2:53.495		90.30	6.275	10:41:29.923
2 -	50.948	125.2	1:19.492	84.5	45.053	85.5	2:55.493		89.27	8.273	10:44:25.416
3 -	49.289	125.9	1:18.289	90.9	43.589	86.0	2:51.167		91.53	3.947	10:47:16.583
4 -	49.982	114.1	1:17.509	89.7	43.543	85.9	2:51.034		91.60	3.814	10:50:07.617
5 -	49.033	123.5	1:16.043	90.6	***43.158***	85.8	2:48.234	**(3)**	93.12	1.014	10:52:55.851
6 -	48.455	126.6	***1:15.359***	***91.6***	43.648	***86.5***	2:47.462	**(2)**	93.55	0.242	10:55:43.313
7 -	***48.287***	***127.5***	1:15.682	90.3	43.251	85.8	***2:47.220***	**(1)**	***93.69***		***10:58:30.533***
8 -	49.709	123.3	1:15.611	89.3	45.303	86.3	2:50.623		91.82	3.403	11:01:21.156

P18 53 420R Matthew WELCH

Caterham 420R -

IDEAL LAP TIME : 2:47.984 BEST LAP TIME : 2:48.353 DIFFERENCE : 0.369

LAP	SECTOR 1		SECTOR 2		SECTOR 3		LAP TIME		MPH	DIFF	TIME OF DAY
1 -	50.606	***127.5***	1:20.020	84.7	44.267	85.1	2:54.893		89.58	6.540	10:41:36.252
2 -	***49.280***	113.3	1:20.993	83.1	46.260	86.2	2:56.533		88.75	8.180	10:44:32.785
3 -	49.772	124.9	1:20.670	82.3	46.131	85.4	2:56.573		88.73	8.220	10:47:29.358
4 -	50.214	126.8	1:18.327	82.7	43.888	85.2	2:52.429		90.86	4.076	10:50:21.787
5 -	50.069	109.1	1:17.994	***90.5***	***43.205***	86.1	2:51.268	**(3)**	91.47	2.915	10:53:13.055
6 -	50.052	123.3	1:16.008	89.5	43.473	***86.8***	2:49.533	**(2)**	92.41	1.180	10:56:02.588
7 -	49.513	123.8	***1:15.499***	90.3	43.341	84.2	***2:48.353***	**(1)**	***93.06***		***10:58:50.941***

P19 25 310R Jay MCCORMACK

Caterham 310R -

IDEAL LAP TIME : 2:49.629 BEST LAP TIME : 2:49.629 DIFFERENCE : 0.000

LAP	SECTOR 1		SECTOR 2		SECTOR 3		LAP TIME		MPH	DIFF	TIME OF DAY
1 -	49.816	120.9	1:17.789	86.2	44.806	***83.2***	2:52.411		90.87	2.782	10:40:58.619
2 -	***49.158***	***122.6***	***1:16.213***	85.1	***44.258***	80.7	***2:49.629***	**(1)**	***92.36***		***10:43:48.248***
3 -	50.638	113.9	1:16.858	86.2	44.568	81.6	2:52.064	**(3)**	91.05	2.435	10:46:40.312
4 -	49.462	119.1	1:16.473	85.9	44.714	80.5	2:50.649	**(2)**	91.81	1.020	10:49:30.961
5 -	50.452	114.5	1:17.008	85.1	45.128	79.8	2:52.588		90.77	2.959	10:52:23.549
6 -	50.598	116.7	1:16.567	86.0	45.328	79.5	2:52.493		90.82	2.864	10:55:16.042
7 -	50.988	114.9	1:16.599	86.2	45.500	78.7	2:53.087		90.51	3.458	10:58:09.129
8 -	50.904	115.9	1:17.963	83.1	56.300	80.8	3:05.167		84.61	15.538	11:01:14.296

P20 88 310R Pete WALTERS

Caterham 310R -

IDEAL LAP TIME : 2:50.390 BEST LAP TIME : 2:50.412 DIFFERENCE : 0.022

LAP	SECTOR 1		SECTOR 2		SECTOR 3		LAP TIME		MPH	DIFF	TIME OF DAY
1 -	50.387	***119.8***	1:16.215	86.9	44.469	***81.0***	2:51.071	**(3)**	91.58	0.659	10:41:02.362
2 -	***50.077***	119.1	1:16.914	86.0	44.760	79.7	2:51.751		91.22	1.339	10:43:54.113
3 -	50.160	117.5	1:16.740	85.4	45.023	80.3	2:51.923		91.13	1.511	10:46:46.036
4 -	50.284	116.5	1:16.260	85.7	44.388	79.9	2:50.932	**(2)**	91.65	0.520	10:49:36.968
5 -	50.099	116.7	***1:15.954***	***87.0***	***44.359***	79.4	***2:50.412***	**(1)**	***91.93***		***10:52:27.380***
6 -	50.590	116.7	1:16.772	86.1	44.962	79.0	2:52.324		90.91	1.912	10:55:19.704
7 -	50.244	116.5	1:16.406	83.7	45.930	75.6	2:52.580		90.78	2.168	10:58:12.284
8 -	50.855	118.5	1:16.467	86.0	45.213	79.4	2:52.535		90.80	2.123	11:01:04.819

Weather / Track : Sunny / Dry

Spa-Francorchamps
Circuit Length = 4.3520 miles
Start: 10:35 Flag 11:06 End: 11:09

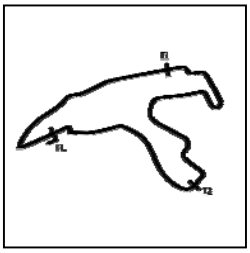

Avon Tyres Seven 420R & Santander Caterham Seven 310R Championships

TESTING 1 - SECTOR ANALYSIS

SECTOR 1 = FL to I1, SECTOR 2 = I1 to I2, SECTOR 3 = I2 to FL, DIFF = Difference To Personal Best Lap, P = Crossed Finish Line in Pit Lane, D = Time Disallowed

P21 91 310R Lee BRISTOW

Caterham 310R -

IDEAL LAP TIME : 2:51.103 BEST LAP TIME : 2:51.238 DIFFERENCE : 0.135

LAP	SECTOR 1		SECTOR 2		SECTOR 3		LAP TIME		MPH	DIFF	TIME OF DAY
1 -	50.817	116.9	1:18.236	85.3	45.102	79.3	2:54.155		89.96	2.917	10:41:17.958
2 -	51.778	116.3	1:16.684	86.0	44.732	78.8	2:53.194		90.46	1.956	10:44:11.152
3 -	51.091	116.9	1:16.238	85.8	45.337	78.7	2:52.666	(2)	90.73	1.428	10:47:03.818
4 -	51.162	116.9	1:16.749	84.7	44.837	***79.6***	2:52.748	(3)	90.69	1.510	10:49:56.566
5 -	51.189	116.7	1:16.451	85.4	45.476	65.0	2:53.116		90.50	1.878	10:52:49.682
6 -	52.042	116.7	1:16.727	85.3	***44.665***	79.1	2:53.434		90.33	2.196	10:55:43.116
7 -	50.415	***117.1***	***1:16.082***	86.2	44.741	79.3	***2:51.238***	(1)	***91.49***		***10:58:34.354***
8 -	***50.356***	116.9	1:17.264	***86.5***	48.968	79.5	2:56.588		88.72	5.350	11:01:30.942

P22 48 310R Tom GRENSINGER

Caterham 310R -

IDEAL LAP TIME : 2:50.448 BEST LAP TIME : 2:51.277 DIFFERENCE : 0.829

LAP	SECTOR 1		SECTOR 2		SECTOR 3		LAP TIME		MPH	DIFF	TIME OF DAY
1 -	50.956	115.1	1:17.213	86.3	44.750	78.3	2:52.919		90.60	1.642	10:40:57.708
2 -	50.243	118.1	1:16.953	85.2	44.853	78.0	2:52.049	(2)	91.06	0.772	10:43:49.757
3 -	***49.881***	***121.5***	1:17.713	85.8	45.010	78.3	2:52.604		90.77	1.327	10:46:42.361
4 -	50.963	117.1	1:16.611	85.7	44.711	79.0	2:52.285	(3)	90.93	1.008	10:49:34.646
5 -	50.911	115.3	1:16.589	85.4	45.458	***80.4***	2:52.958		90.58	1.681	10:52:27.604
6 -	50.431	118.9	1:17.635	85.3	***44.613***	79.2	2:52.679		90.73	1.402	10:55:20.283
7 -	50.408	116.9	***1:15.954***	***86.4***	44.915	77.7	***2:51.277***	(1)	***91.47***		***10:58:11.560***
8 -	51.847	112.9	1:21.142	84.5	IN PIT		3:12.870	P	81.23	21.593	11:01:24.430

P23 119 310R Donald HENSHALL

Caterham 310R -

IDEAL LAP TIME : 2:51.367 BEST LAP TIME : 2:51.586 DIFFERENCE : 0.219

LAP	SECTOR 1		SECTOR 2		SECTOR 3		LAP TIME		MPH	DIFF	TIME OF DAY
1 -	51.220	116.9	1:18.140	86.3	45.258	77.6	2:54.618		89.72	3.032	10:40:42.598
2 -	50.481	117.1	1:17.869	86.2	44.916	***80.3***	2:53.266		90.42	1.680	10:43:35.864
3 -	50.363	116.9	***1:16.637***	***86.4***	***44.586***	79.1	***2:51.586***	(1)	***91.30***		***10:46:27.450***
4 -	50.901	116.7	1:17.651	86.0	44.980	77.9	2:53.532		90.28	1.946	10:49:20.982
5 -	***50.144***	***123.8***	1:17.753	86.0	45.206	77.9	2:53.103	(2)	90.50	1.517	10:52:14.085
6 -	50.908	116.7	1:17.327	86.2	45.332	77.7	2:53.567		90.26	1.981	10:55:07.652
7 -	50.721	116.7	1:17.194	86.2	45.290	78.4	2:53.205		90.45	1.619	10:58:00.857
8 -	50.448	117.9	1:17.834	86.1	44.883	78.4	2:53.165	(3)	90.47	1.579	11:00:54.022

P24 77 310R Gordon SAWYER

Caterham 310R - DPR Motorsport

IDEAL LAP TIME : BEST LAP TIME : 2:51.863 DIFFERENCE :

LAP	SECTOR 1		SECTOR 2		SECTOR 3		LAP TIME		MPH	DIFF	TIME OF DAY
1 -							2:53.349		90.38	1.486	10:42:13.281
2 -							2:51.989	(2)	91.09	0.126	10:45:05.270
3 -							***2:51.863***	(1)	***91.16***		***10:47:57.133***
4 -							7:42.608		33.86	4:50.745	10:55:39.741
5 -							2:52.019	(3)	91.08	0.156	10:58:31.760
6 -							2:58.287		87.87	6.424	11:01:30.047

P25 27 310R Matt TOPHAM

Caterham 310R -

IDEAL LAP TIME : BEST LAP TIME : 2:52.224 DIFFERENCE :

LAP	SECTOR 1		SECTOR 2		SECTOR 3		LAP TIME		MPH	DIFF	TIME OF DAY
1 -							2:53.696	(3)	90.20	1.472	10:40:45.990
2 -							2:54.082		90.00	1.858	10:43:40.072
3 -							9:45.705		26.74	6:53.481	10:53:25.777
4 -							***2:52.224***	(1)	***90.97***		***10:56:18.001***
5 -							2:52.250	(2)	90.95	0.026	10:59:10.251

Weather / Track : Sunny / Dry

Spa-Francorchamps
Circuit Length = 4.3520 miles
Start: 10:35 Flag 11:06 End: 11:09

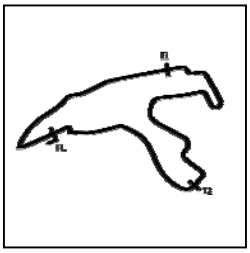

Avon Tyres Seven 420R & Santander Caterham Seven 310R Championships

TESTING 1 - SECTOR ANALYSIS

SECTOR 1 = FL to I1, SECTOR 2 = I1 to I2, SECTOR 3 = I2 to FL, DIFF = Difference To Personal Best Lap, P = Crossed Finish Line in Pit Lane, D = Time Disallowed

P26 11 310R Andrew PERRY — Caterham 310R - DPR Motorsport

IDEAL LAP TIME : 2:50.519 BEST LAP TIME : 2:52.372 DIFFERENCE : 1.853

LAP	SECTOR 1		SECTOR 2		SECTOR 3		LAP TIME		MPH	DIFF	TIME OF DAY
1 -	50.941	116.3	1:17.418	85.1	45.173	79.6	2:53.532		90.28	1.160	10:41:08.872
2 -	50.633	116.7	1:16.942	84.6	45.251	79.7	2:52.826	(3)	90.65	0.454	10:44:01.698
3 -	50.492	116.5	1:17.517	85.7	44.827	81.1	2:52.836		90.64	0.464	10:46:54.534
4 -	50.226	***120.2***	1:17.277	84.4	45.197	80.2	2:52.700	(2)	90.72	0.328	10:49:47.234
5 -	50.578	116.5	1:16.709	85.9	45.085	80.4	***2:52.372***	(1)	***90.89***		***10:52:39.606***
6 -	50.346	117.7	1:16.566	85.4	IN PIT		2:59.044	P	87.50	6.672	10:55:38.650
7 -	OUTLAP	116.3	***1:15.794***	86.0	***44.682***	79.8	3:52.197		67.47	59.825	10:59:30.847

P27 71 310R Alan COOPER — Caterham 310R -

IDEAL LAP TIME : 2:51.185 BEST LAP TIME : 2:52.442 DIFFERENCE : 1.257

LAP	SECTOR 1		SECTOR 2		SECTOR 3		LAP TIME		MPH	DIFF	TIME OF DAY
1 -	50.573	***123.5***	1:19.303	86.7	***44.585***	81.6	2:54.461		89.80	2.019	10:41:36.806
2 -	50.385	120.9	1:19.540	87.1	45.079	***82.4***	2:55.004		89.52	2.562	10:44:31.810
3 -	50.840	116.7	1:18.494	86.9	44.955	80.7	2:54.289		89.89	1.847	10:47:26.099
4 -	50.439	116.7	1:18.203	87.0	45.107	80.4	2:53.749		90.17	1.307	10:50:19.848
5 -	50.563	116.9	1:16.794	86.4	45.085	76.8	***2:52.442***	(1)	***90.85***		***10:53:12.290***
6 -	51.243	116.7	***1:16.676***	87.1	44.596	80.3	2:52.515	(2)	90.81	0.073	10:56:04.805
7 -	***49.924***	121.3	1:17.777	86.3	44.855	80.9	2:52.556	(3)	90.79	0.114	10:58:57.361

P28 115 310R David YATES — Caterham 310R -

IDEAL LAP TIME : 2:51.464 BEST LAP TIME : 2:52.477 DIFFERENCE : 1.013

LAP	SECTOR 1		SECTOR 2		SECTOR 3		LAP TIME		MPH	DIFF	TIME OF DAY
1 -	51.200	115.7	1:17.882	86.2	44.843	80.6	2:53.925		90.08	1.448	10:40:47.299
2 -	50.684	116.5	1:18.242	85.2	44.716	***81.3***	2:53.642		90.22	1.165	10:43:40.941
3 -	***50.245***	***120.0***	1:18.060	***87.8***	44.840	80.9	2:53.145	(3)	90.48	0.668	10:46:34.086
4 -	51.248	116.7	1:18.395	85.7	IN PIT		3:13.673	P	80.89	21.196	10:49:47.759
5 -	OUTLAP	103.7	1:18.439	86.5	44.732	80.0	3:27.848		75.37	35.371	10:53:15.607
6 -	50.976	115.9	1:17.095	86.2	***44.406***	80.7	***2:52.477***	(1)	***90.83***		***10:56:08.084***
7 -	50.709	116.5	1:17.568	86.9	44.690	80.6	2:52.967	(2)	90.58	0.490	10:59:01.051

P29 110 310R John SHIVERAL — Caterham 310R -

IDEAL LAP TIME : 2:52.448 BEST LAP TIME : 2:52.624 DIFFERENCE : 0.176

LAP	SECTOR 1		SECTOR 2		SECTOR 3		LAP TIME		MPH	DIFF	TIME OF DAY
1 -	52.214	112.0	1:19.613	84.5	45.568	80.4	2:57.395		88.31	4.771	10:41:53.685
2 -	51.846	111.4	1:18.992	***87.2***	45.287	79.5	2:56.125		88.95	3.501	10:44:49.810
3 -	51.996	107.8	1:18.854	86.8	***44.923***	80.4	2:55.773		89.13	3.149	10:47:45.583
4 -	51.693	110.7	1:17.760	85.2	45.239	79.0	2:54.692	(3)	89.68	2.068	10:50:40.275
5 -	52.396	109.6	1:18.975	86.4	45.396	78.9	2:56.767		88.63	4.143	10:53:37.042
6 -	50.885	116.3	1:17.665	85.9	45.461	80.6	2:54.011	(2)	90.03	1.387	10:56:31.053
7 -	50.382	117.5	***1:17.167***	87.1	45.075	***82.4***	***2:52.624***	(1)	***90.76***		***10:59:23.677***

P30 153 310R Mark ROBERTS — Caterham 310R -

IDEAL LAP TIME : 2:52.739 BEST LAP TIME : 2:52.739 DIFFERENCE : 0.000

LAP	SECTOR 1		SECTOR 2		SECTOR 3		LAP TIME		MPH	DIFF	TIME OF DAY
1 -	50.954	112.2	1:19.070	85.9	46.026	79.9	2:56.050		88.99	3.311	10:41:03.378
2 -	50.761	114.9	1:18.355	84.6	45.653	80.1	2:54.769	(3)	89.64	2.030	10:43:58.147
3 -	51.102	***116.7***	1:18.106	86.3	45.642	78.9	2:54.850		89.60	2.111	10:46:52.997
4 -	51.416	116.1	1:18.225	86.4	45.159	***80.8***	2:54.800		89.63	2.061	10:49:47.797
5 -	***50.276***	112.2	***1:17.528***	87.1	***44.935***	79.7	***2:52.739***	(1)	***90.70***		***10:52:40.536***
6 -	51.187	116.5	1:17.962	***87.7***	45.179	78.5	2:54.328	(2)	89.87	1.589	10:55:34.864
7 -	50.883	115.9	1:18.095	86.4	45.841	78.2	2:54.819		89.62	2.080	10:58:29.683
8 -	52.160	112.5	1:19.497	85.9	46.344	78.4	2:58.001		88.01	5.262	11:01:27.684

Weather / Track : Sunny / Dry

Spa-Francorchamps
Circuit Length = 4.3520 miles
Start: 10:35 Flag 11:06 End: 11:09

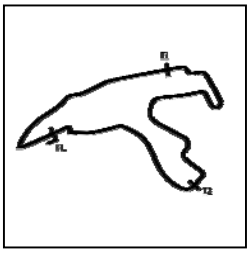

Avon Tyres Seven 420R & Santander Caterham Seven 310R Championships

TESTING 1 - SECTOR ANALYSIS

SECTOR 1 = FL to I1, SECTOR 2 = I1 to I2, SECTOR 3 = I2 to FL, DIFF = Difference To Personal Best Lap, P = Crossed Finish Line in Pit Lane, D = Time Disallowed

P31 74 310R James BEARDWELL — Caterham 310R -

IDEAL LAP TIME : 2:52.625 BEST LAP TIME : 2:53.075 DIFFERENCE : 0.450

LAP	SECTOR 1		SECTOR 2		SECTOR 3		LAP TIME		MPH	DIFF	TIME OF DAY
1 -	51.783	116.3	1:19.210	84.6	45.170	78.2	2:56.163		88.93	3.088	10:41:59.186
2 -	50.935	***118.7***	1:18.283	85.4	45.351	79.3	2:54.569	**(3)**	89.74	1.494	10:44:53.755
3 -	56.850	114.7	1:18.262	85.4	45.142	78.1	3:00.254		86.91	7.179	10:47:54.009
4 -	3:24.825	110.3	1:20.178	***85.8***	44.953	79.3	5:29.956		47.48	2:36.881	10:53:23.965
5 -	50.509	116.3	1:17.658	85.0	***44.908***	79.1	***2:53.075***	**(1)**	***90.52***		***10:56:17.040***
6 -	50.613	117.3	***1:17.438***	85.7	45.734	***80.1***	2:53.785	**(2)**	90.15	0.710	10:59:10.825

P32 79 310R Nathan BELL — Caterham 310R -

IDEAL LAP TIME : 2:52.777 BEST LAP TIME : 2:53.249 DIFFERENCE : 0.472

LAP	SECTOR 1		SECTOR 2		SECTOR 3		LAP TIME		MPH	DIFF	TIME OF DAY
1 -	52.464	113.9	1:21.298	81.6	IN PIT		3:14.327	**P**	80.62	21.078	10:41:16.188
2 -	OUTLAP	116.3	1:17.428	86.1	45.814	75.6	5:01.239		52.01	2:07.990	10:46:17.427
3 -	***50.801***	***120.6***	***1:16.834***	86.2	45.614	***78.3***	***2:53.249***	**(1)**	***90.43***		***10:49:10.676***
4 -	51.435	113.5	1:17.375	86.7	45.206	***78.3***	2:54.016	**(2)**	90.03	0.767	10:52:04.692
5 -	51.297	115.1	1:18.734	85.8	46.190	77.5	2:56.221	**(3)**	88.90	2.972	10:55:00.913
6 -	52.095	112.0	1:18.764	85.9	46.522	75.0	2:57.381		88.32	4.132	10:57:58.294
7 -	52.133	115.3	1:19.407	***87.1***	***45.142***	77.6	2:56.682		88.67	3.433	11:00:54.976

P33 94 310R Aman UPPAL — Caterham 310R -

IDEAL LAP TIME : 2:53.096 BEST LAP TIME : 2:53.643 DIFFERENCE : 0.547

LAP	SECTOR 1		SECTOR 2		SECTOR 3		LAP TIME		MPH	DIFF	TIME OF DAY
1 -	53.553	117.5	1:23.789	83.6	46.332	78.3	3:03.674		85.30	10.031	10:41:00.877
2 -	53.512	112.4	1:20.772	81.0	45.503	***78.7***	2:59.787		87.14	6.144	10:44:00.664
3 -	51.961	119.4	1:18.301	86.4	45.575	78.4	2:55.837	**(3)**	89.10	2.194	10:46:56.501
4 -	51.727	120.0	1:18.514	85.4	46.063	77.9	2:56.304		88.86	2.661	10:49:52.805
5 -	52.180	104.6	1:19.717	83.0	***45.414***	77.2	2:57.311		88.36	3.668	10:52:50.116
6 -	51.869	110.0	***1:17.028***	84.7	45.703	77.3	2:54.600	**(2)**	89.73	0.957	10:55:44.716
7 -	***50.654***	***120.6***	1:17.267	***87.0***	45.722	77.3	***2:53.643***	**(1)**	***90.22***		***10:58:38.359***
8 -	52.407	119.4	1:18.402	86.0	46.109	76.6	2:56.918		88.55	3.275	11:01:35.277

P34 52 310R Martin PRATT — Caterham 310R -

IDEAL LAP TIME : 2:53.555 BEST LAP TIME : 2:53.706 DIFFERENCE : 0.151

LAP	SECTOR 1		SECTOR 2		SECTOR 3		LAP TIME		MPH	DIFF	TIME OF DAY
1 -	52.089	113.7	1:18.404	85.5	45.570	77.7	2:56.063		88.98	2.357	10:41:28.209
2 -	53.304	116.9	1:19.262	85.9	48.791	76.4	3:01.357		86.39	7.651	10:44:29.566
3 -	51.613	***120.6***	1:21.769	84.4	45.822	78.5	2:59.204		87.42	5.498	10:47:28.770
4 -	51.435	117.1	1:18.175	85.5	45.040	***79.1***	2:54.650	**(2)**	89.70	0.944	10:50:23.420
5 -	***50.995***	116.7	1:17.988	86.1	***44.723***	78.3	***2:53.706***	**(1)**	***90.19***		***10:53:17.126***
6 -	51.401	116.9	***1:17.837***	85.0	45.946	77.0	2:55.184	**(3)**	89.43	1.478	10:56:12.310
7 -	51.216	116.7	1:18.873	86.0	45.594	77.4	2:55.683		89.18	1.977	10:59:07.993

P35 13 310R Michael OREILLY — Caterham 310R -

IDEAL LAP TIME : 2:53.502 BEST LAP TIME : 2:53.742 DIFFERENCE : 0.240

LAP	SECTOR 1		SECTOR 2		SECTOR 3		LAP TIME		MPH	DIFF	TIME OF DAY
1 -	51.761	116.5	1:19.861	86.5	45.929	***80.5***	2:57.551		88.24	3.809	10:40:58.473
2 -	50.860	***117.1***	1:18.484	86.8	45.314	75.5	2:54.658	**(3)**	89.70	0.916	10:43:53.131
3 -	51.203	116.7	***1:17.836***	82.3	***45.121***	79.4	2:54.160	**(2)**	89.96	0.418	10:46:47.291
4 -	***50.545***	116.5	1:17.902	85.3	45.295	78.3	***2:53.742***	**(1)**	***90.17***		***10:49:41.033***
5 -	51.433	116.3	1:18.828	82.4	46.070	78.5	2:56.331		88.85	2.589	10:52:37.364
6 -	51.836	116.1	1:18.199	83.8	45.430	78.9	2:55.465		89.29	1.723	10:55:32.829
7 -	51.614	115.5	1:18.389	85.8	47.233	78.9	2:57.236		88.39	3.494	10:58:30.065
8 -	51.555	116.3	1:20.023	***87.4***	46.186	78.5	2:57.764		88.13	4.022	11:01:27.829

Weather / Track : Sunny / Dry

Spa-Francorchamps
Circuit Length = 4.3520 miles
Start: 10:35 Flag 11:06 End: 11:09

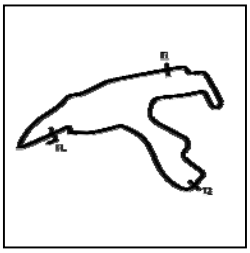

Avon Tyres Seven 420R & Santander Caterham Seven 310R Championships

TESTING 1 - SECTOR ANALYSIS

SECTOR 1 = FL to I1, SECTOR 2 = I1 to I2, SECTOR 3 = I2 to FL, DIFF = Difference To Personal Best Lap, P = Crossed Finish Line in Pit Lane, D = Time Disallowed

P36 30 310R Ben GILLIAS Caterham 310R -

IDEAL LAP TIME : 2:52.906 BEST LAP TIME : 2:53.820 DIFFERENCE : 0.914

LAP	SECTOR 1		SECTOR 2		SECTOR 3		LAP TIME		MPH	DIFF	TIME OF DAY
1 -	51.719	110.3	1:21.267	81.5	45.593	77.7	2:58.579		87.73	4.759	10:41:53.295
2 -	51.671	117.3	1:19.042	84.5	45.195	78.5	2:55.908		89.06	2.088	10:44:49.203
3 -	52.440	***118.1***	1:18.278	***85.3***	45.235	78.4	2:55.953		89.04	2.133	10:47:45.156
4 -	50.950	117.1	1:18.652	82.3	45.373	78.2	2:54.975		89.54	1.155	10:50:40.131
5 -	51.055	116.9	1:18.303	82.9	***44.969***	***79.9***	2:54.327	**(3)**	89.87	0.507	10:53:34.458
6 -	50.871	117.1	1:17.643	84.0	45.568	79.0	2:54.082	**(2)**	90.00	0.262	10:56:28.540
7 -	***50.651***	116.9	1:17.789	83.0	45.380	77.8	***2:53.820***	**(1)**	***90.13***		***10:59:22.360***

P37 67 310R Douglas CHRISTIE Caterham 310R - DPR Motorsport

IDEAL LAP TIME : 2:53.481 BEST LAP TIME : 2:54.080 DIFFERENCE : 0.599

LAP	SECTOR 1		SECTOR 2		SECTOR 3		LAP TIME		MPH	DIFF	TIME OF DAY
1 -	51.738	108.9	1:20.383	80.5	46.831	78.7	2:58.952		87.55	4.872	10:41:22.140
2 -	50.635	116.7	1:22.337	83.6	45.429	78.8	2:58.401		87.82	4.321	10:44:20.541
3 -	50.875	116.9	***1:17.930***	84.7	***45.275***	***80.1***	***2:54.080***	**(1)**	***90.00***		***10:47:14.621***
4 -	51.483	115.7	1:18.979	85.5	45.517	79.0	2:55.979	**(3)**	89.03	1.899	10:50:10.600
5 -	50.994	116.1	1:18.364	85.2	45.527	78.9	2:54.885	**(2)**	89.58	0.805	10:53:05.485
6 -	51.779	116.9	1:18.619	84.0	46.344	72.3	2:56.742		88.64	2.662	10:56:02.227
7 -	52.115	115.7	1:19.214	84.6	46.314	77.3	2:57.643		88.19	3.563	10:58:59.870

P38 8 310R Simon SHARROCK Caterham 310R -

IDEAL LAP TIME : 2:53.638 BEST LAP TIME : 2:54.136 DIFFERENCE : 0.498

LAP	SECTOR 1		SECTOR 2		SECTOR 3		LAP TIME		MPH	DIFF	TIME OF DAY
1 -	51.907	116.7	1:19.733	86.4	45.554	79.2	2:57.194		88.42	3.058	10:41:26.021
2 -	52.104	118.7	1:18.793	86.2	45.109	79.9	2:56.006		89.01	1.870	10:44:22.027
3 -	51.762	116.9	1:18.738	86.1	44.949	80.3	2:55.449		89.29	1.313	10:47:17.476
4 -	***50.697***	120.2	1:18.562	***86.5***	***44.877***	79.8	***2:54.136***	**(1)**	***89.97***		***10:50:11.612***
5 -	50.921	116.5	***1:18.064***	86.0	45.210	***81.3***	2:54.195	**(2)**	89.94	0.059	10:53:05.807
6 -	51.455	115.9	1:18.920	85.8	45.278	78.3	2:55.653		89.19	1.517	10:56:01.460
7 -	51.025	***122.2***	1:18.751	86.0	45.573	78.3	2:55.349	**(3)**	89.35	1.213	10:58:56.809

P39 9 310R Caroline EVERETT Caterham 310R -

IDEAL LAP TIME : 2:54.249 BEST LAP TIME : 2:54.304 DIFFERENCE : 0.055

LAP	SECTOR 1		SECTOR 2		SECTOR 3		LAP TIME		MPH	DIFF	TIME OF DAY
1 -	51.909	115.3	1:21.570	85.3	45.988	74.8	2:59.467		87.30	5.163	10:41:17.561
2 -	52.517	109.2	1:18.743	84.4	45.660	78.0	2:56.920	**(3)**	88.55	2.616	10:44:14.481
3 -	52.848	115.1	1:19.648	84.0	46.684	75.6	2:59.180		87.44	4.876	10:47:13.661
4 -	54.493	116.3	1:18.985	***86.5***	***45.206***	***80.9***	2:58.684		87.68	4.380	10:50:12.345
5 -	***51.220***	116.1	***1:17.823***	85.7	45.261	79.1	***2:54.304***	**(1)**	***89.88***		***10:53:06.649***
6 -	51.250	***117.9***	1:18.795	85.9	45.751	72.5	2:55.796	**(2)**	89.12	1.492	10:56:02.445
7 -	55.348	106.0	1:18.136	84.8	46.024	76.4	2:59.508		87.28	5.204	10:59:01.953

P40 12 310R Andy WHITTON Caterham 310R -

IDEAL LAP TIME : 2:54.134 BEST LAP TIME : 2:54.424 DIFFERENCE : 0.290

LAP	SECTOR 1		SECTOR 2		SECTOR 3		LAP TIME		MPH	DIFF	TIME OF DAY
1 -	53.364	115.9	1:20.156	85.5	IN PIT		3:12.275	**P**	81.48	17.851	10:42:04.945
2 -	OUTLAP	115.1	1:18.944	84.6	***44.876***	80.0	4:34.085		57.16	1:39.661	10:46:39.030
3 -	50.957	109.1	1:18.350	85.3	45.117	79.1	***2:54.424***	**(1)**	***89.82***		***10:49:33.454***
4 -	***50.955***	***116.9***	1:18.331	***85.8***	45.757	79.4	2:55.043	**(3)**	89.50	0.619	10:52:28.497
5 -	51.113	116.3	1:18.410	84.3	45.068	79.0	2:54.591	**(2)**	89.73	0.167	10:55:23.088
6 -	51.270	***116.9***	***1:18.303***	84.3	45.492	78.1	2:55.065		89.49	0.641	10:58:18.153
7 -	51.502	116.5	1:18.439	82.8	46.719	***80.8***	2:56.660		88.68	2.236	11:01:14.813

Weather / Track : Sunny / Dry

Spa-Francorchamps
Circuit Length = 4.3520 miles
Start: 10:35 Flag 11:06 End: 11:09

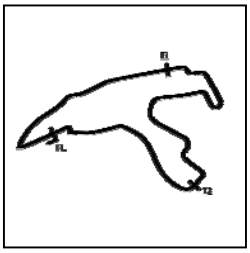

Avon Tyres Seven 420R & Santander Caterham Seven 310R Championships

TESTING 1 - SECTOR ANALYSIS

SECTOR 1 = FL to I1, SECTOR 2 = I1 to I2, SECTOR 3 = I2 to FL, DIFF = Difference To Personal Best Lap, P = Crossed Finish Line in Pit Lane, D = Time Disallowed

P41 66 310R Jake SWANN-DIXON

Caterham 310R -

IDEAL LAP TIME : 2:54.438 BEST LAP TIME : 2:54.666 DIFFERENCE : 0.228

LAP	SECTOR 1		SECTOR 2		SECTOR 3		LAP TIME		MPH	DIFF	TIME OF DAY
1 -	52.783	106.8	1:21.078	83.9	46.826	79.9	3:00.687		86.71	6.021	10:41:38.532
2 -	51.974	112.9	1:19.827	86.1	46.099	78.6	2:57.900		88.06	3.234	10:44:36.432
3 -	51.826	113.7	1:18.681	85.8	45.739	79.2	2:56.246	(3)	88.89	1.580	10:47:32.678
4 -	50.985	***117.3***	1:19.649	84.9	45.919	78.6	2:56.553		88.74	1.887	10:50:29.231
5 -	52.005	100.0	1:20.046	85.9	45.843	***81.2***	2:57.894		88.07	3.228	10:53:27.125
6 -	51.477	***117.3***	1:18.506	86.3	***45.341***	79.7	2:55.324	(2)	89.36	0.658	10:56:22.449
7 -	***50.972***	112.5	1:18.243	85.5	45.451	79.3	***2:54.666***	(1)	***89.69***		***10:59:17.115***

P42 29 310R Tim CHILD

Caterham 310R -

IDEAL LAP TIME : 2:53.298 BEST LAP TIME : 2:54.678 DIFFERENCE : 1.380

LAP	SECTOR 1		SECTOR 2		SECTOR 3		LAP TIME		MPH	DIFF	TIME OF DAY
1 -	53.082	104.3	1:20.562	86.3	45.910	78.5	2:59.554		87.25	4.876	10:41:31.086
2 -	51.146	***117.1***	1:18.958	85.3	47.065	80.2	2:57.169		88.43	2.491	10:44:28.255
3 -	51.798	116.5	***1:18.061***	87.0	45.062	80.5	2:54.921		89.56	0.243	10:47:23.176
4 -	50.912	116.7	1:18.908	86.0	45.090	80.0	2:54.910	(3)	89.57	0.232	10:50:18.086
5 -	51.120	116.5	1:18.443	***87.3***	45.131	***80.6***	2:54.694	(2)	89.68	0.016	10:53:12.780
6 -	51.463	116.7	1:18.253	85.0	46.917	77.8	2:56.633		88.70	1.955	10:56:09.413
7 -	50.952	***117.1***	1:18.929	84.6	***44.797***	80.1	***2:54.678***	(1)	***89.69***		***10:59:04.091***

P43 28 310R Harry SENIOR

Caterham 310R -

IDEAL LAP TIME : 2:53.631 BEST LAP TIME : 2:54.680 DIFFERENCE : 1.049

LAP	SECTOR 1		SECTOR 2		SECTOR 3		LAP TIME		MPH	DIFF	TIME OF DAY
1 -	54.229	108.5	1:18.090	***86.1***	45.700	78.5	2:58.019		88.01	3.339	10:42:01.723
2 -	51.588	112.5	1:18.242	85.2	45.576	78.3	2:55.406	(3)	89.32	0.726	10:44:57.129
3 -	***51.005***	112.5	1:17.948	84.6	IN PIT		3:04.232	P	85.04	9.552	10:48:01.361
4 -	OUTLAP	***114.9***	1:17.411	84.7	45.831	75.2	3:44.085		69.91	49.405	10:51:45.446
5 -	52.353	112.9	1:17.309	84.2	45.403	***79.3***	2:55.065	(2)	89.49	0.385	10:54:40.511
6 -	52.054	113.7	***1:17.272***	85.0	***45.354***	78.3	***2:54.680***	(1)	***89.69***		***10:57:35.191***
7 -	52.381	111.4	1:17.569	85.2	45.850	78.8	2:55.800		89.12	1.120	11:00:30.991

P44 21 310R Harry LANDY

Caterham 310R - DPR Motorsport

IDEAL LAP TIME : 2:53.448 BEST LAP TIME : 2:54.861 DIFFERENCE : 1.413

LAP	SECTOR 1		SECTOR 2		SECTOR 3		LAP TIME		MPH	DIFF	TIME OF DAY
1 -	51.502	119.6	1:18.291	84.7	***45.068***	79.4	***2:54.861***	(1)	***89.59***		***10:41:33.602***
2 -	50.977	***121.1***	1:21.649	85.5	45.446	***79.7***	2:58.072		87.98	3.211	10:44:31.674
3 -	51.787	120.6	1:19.239	86.0	45.140	79.6	2:56.166	(3)	88.93	1.305	10:47:27.840
4 -	56.847	118.5	1:18.894	82.9	45.549	77.1	3:01.290		86.42	6.429	10:50:29.130
5 -	51.631	104.6	1:19.399	84.0	45.441	79.2	2:56.471		88.78	1.610	10:53:25.601
6 -	***50.320***	117.7	***1:18.060***	***86.1***	1:05.153	79.0	3:13.533		80.95	18.672	10:56:39.134
7 -	51.445	113.9	1:18.344	85.3	45.605	78.7	2:55.394	(2)	89.32	0.533	10:59:34.528

P45 50 310R Greg HYATT

Caterham 310R -

IDEAL LAP TIME : 2:54.309 BEST LAP TIME : 2:55.026 DIFFERENCE : 0.717

LAP	SECTOR 1		SECTOR 2		SECTOR 3		LAP TIME		MPH	DIFF	TIME OF DAY
1 -	53.483	101.0	1:22.142	83.0	46.258	78.4	3:01.883		86.14	6.857	10:41:18.819
2 -	52.764	115.9	1:19.886	82.9	46.145	76.4	2:58.795		87.62	3.769	10:44:17.614
3 -	51.462	115.5	1:19.824	84.0	46.295	78.9	2:57.581		88.22	2.555	10:47:15.195
4 -	51.875	***116.9***	1:19.332	84.5	45.781	***79.2***	2:56.988		88.52	1.962	10:50:12.183
5 -	52.104	116.3	***1:18.259***	***85.4***	***45.103***	78.4	2:55.466	(2)	89.29	0.440	10:53:07.649
6 -	51.138	116.7	1:18.335	85.0	45.553	75.9	***2:55.026***	(1)	***89.51***		***10:56:02.675***
7 -	51.789	116.7	1:19.367	84.7	45.477	77.6	2:56.633	(3)	88.70	1.607	10:58:59.308

Weather / Track : Sunny / Dry

Spa-Francorchamps
Circuit Length = 4.3520 miles
Start: 10:35 Flag 11:06 End: 11:09

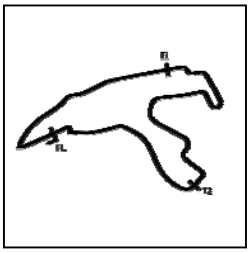

Avon Tyres Seven 420R & Santander Caterham Seven 310R Championships

TESTING 1 - SECTOR ANALYSIS

SECTOR 1 = FL to I1, SECTOR 2 = I1 to I2, SECTOR 3 = I2 to FL, DIFF = Difference To Personal Best Lap, P = Crossed Finish Line in Pit Lane, D = Time Disallowed

P46 38 310R Geoff PRICE Caterham 310R -

IDEAL LAP TIME : 2:54.973 BEST LAP TIME : 2:55.288 DIFFERENCE : 0.315

LAP	SECTOR 1		SECTOR 2		SECTOR 3		LAP TIME	MPH	DIFF	TIME OF DAY
1 -	54.990	108.2	1:22.238	81.7	46.936	75.9	3:04.164	85.07	8.876	10:42:16.346
2 -	52.716	114.1	1:19.746	82.7	45.935	77.9	2:58.397	87.82	3.109	10:45:14.743
3 -	52.256	114.9	1:19.205	84.8	45.661	77.9	2:57.122	88.45	1.834	10:48:11.865
4 -	51.827	114.5	1:19.190	84.3	46.007	76.8	2:57.024	88.50	1.736	10:51:08.889
5 -	51.746	115.5	1:18.557	84.6	***45.262***	***78.3***	2:55.565 **(2)**	89.24	0.277	10:54:04.454
6 -	***51.594***	***115.9***	1:18.507	84.7	45.633	77.6	2:55.734 **(3)**	89.15	0.446	10:57:00.188
7 -	51.899	114.1	***1:18.117***	***85.3***	45.272	77.3	***2:55.288*** **(1)**	***89.38***		***10:59:55.476***

P47 70 310R Kevin COOPER Caterham 310R -

IDEAL LAP TIME : 2:54.441 BEST LAP TIME : 2:55.661 DIFFERENCE : 1.220

LAP	SECTOR 1		SECTOR 2		SECTOR 3		LAP TIME	MPH	DIFF	TIME OF DAY
1 -	52.861	117.5	1:19.344	***85.7***	45.855	77.8	2:58.060	87.99	2.399	10:41:32.496
2 -	51.748	116.3	1:21.583	82.9	46.940	79.0	3:00.271	86.91	4.610	10:44:32.767
3 -	51.156	***120.4***	1:19.645	82.6	46.684	77.6	2:57.485	88.27	1.824	10:47:30.252
4 -	52.374	115.9	***1:18.360***	85.0	***45.464***	78.4	2:56.198 **(2)**	88.91	0.537	10:50:26.450
5 -	53.184	103.0	1:20.826	84.9	45.848	***79.9***	2:59.858	87.11	4.197	10:53:26.308
6 -	***50.617***	118.1	1:18.769	***85.7***	46.275	77.9	***2:55.661*** **(1)**	***89.19***		***10:56:21.969***
7 -	51.596	96.5	1:19.113	85.4	45.855	78.8	2:56.564 **(3)**	88.73	0.903	10:59:18.533

P48 18 310R Dave BULLOCK Caterham 310R -

IDEAL LAP TIME : 2:56.137 BEST LAP TIME : 2:56.404 DIFFERENCE : 0.267

LAP	SECTOR 1		SECTOR 2		SECTOR 3		LAP TIME	MPH	DIFF	TIME OF DAY
1 -	52.137	116.7	***1:19.227***	86.5	45.777	75.8	2:57.141 **(2)**	88.44	0.737	10:41:56.950
2 -	***51.249***	***116.9***	1:19.494	***87.1***	***45.661***	77.3	***2:56.404*** **(1)**	***88.81***		***10:44:53.354***

P49 122 310R Gary CURTIS Caterham 310R - DPR Motorsport

IDEAL LAP TIME : 2:56.379 BEST LAP TIME : 2:56.464 DIFFERENCE : 0.085

LAP	SECTOR 1		SECTOR 2		SECTOR 3		LAP TIME	MPH	DIFF	TIME OF DAY
1 -	52.385	116.9	1:23.291	84.0	47.905	78.0	3:03.581	85.34	7.117	10:41:20.121
2 -	51.863	107.5	1:23.624	83.7	47.266	77.9	3:02.753	85.73	6.289	10:44:22.874
3 -	52.036	117.1	1:20.321	85.2	46.507	75.7	2:58.864	87.59	2.400	10:47:21.738
4 -	52.250	111.4	1:19.809	***85.4***	***46.286***	77.5	2:58.345	87.84	1.881	10:50:20.083
5 -	51.383	116.1	1:20.433	84.8	46.321	***78.9***	2:58.137 **(3)**	87.95	1.673	10:53:18.220
6 -	***51.060***	***117.3***	***1:19.033***	85.2	46.371	77.3	***2:56.464*** **(1)**	***88.78***		***10:56:14.684***
7 -	51.522	117.1	1:19.999	***85.4***	46.423	78.7	2:57.944 **(2)**	88.04	1.480	10:59:12.628

P50 144 310R David RIDLEY Caterham 310R -

IDEAL LAP TIME : BEST LAP TIME : 2:56.872 DIFFERENCE :

LAP	SECTOR 1		SECTOR 2		SECTOR 3		LAP TIME	MPH	DIFF	TIME OF DAY
1 -							3:00.578	86.76	3.706	10:49:14.266
2 -							3:01.036	86.54	4.164	10:52:15.302
3 -							2:58.305 **(2)**	87.86	1.433	10:55:13.607
4 -							2:59.291 **(3)**	87.38	2.419	10:58:12.898
5 -							***2:56.872*** **(1)**	***88.58***		***11:01:09.770***

Weather / Track : Sunny / Dry

Spa-Francorchamps
Circuit Length = 4.3520 miles
Start: 10:35 Flag 11:06 End: 11:09

Avon Tyres Seven 420R & Santander Caterham Seven 310R Championships

TESTING 1 - SECTOR ANALYSIS

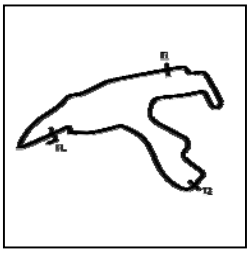

SECTOR 1 = FL to I1, SECTOR 2 = I1 to I2, SECTOR 3 = I2 to FL, DIFF = Difference To Personal Best Lap, P = Crossed Finish Line in Pit Lane, D = Time Disallowed

P51 51 310R Mark DAVIES — Caterham 310R -

IDEAL LAP TIME : 2:55.999 BEST LAP TIME : 2:57.060 DIFFERENCE : 1.061

LAP	SECTOR 1		SECTOR 2		SECTOR 3		LAP TIME		MPH	DIFF	TIME OF DAY
1 -	52.336	106.0	1:20.970	***86.1***	46.161	79.2	2:59.467		87.30	2.407	10:41:40.309
2 -	51.880	109.8	1:20.587	85.1	46.040	***80.4***	2:58.507	**(3)**	87.76	1.447	10:44:38.816
3 -	51.641	116.1	1:19.137	85.3	46.282	75.6	***2:57.060***	**(1)**	***88.48***		***10:47:35.876***
4 -	51.854	107.7	1:19.588	84.7	IN PIT		3:10.107	**P**	82.41	13.047	10:50:45.983
5 -	OUTLAP	114.3	***1:18.731***	84.8	***45.653***	79.7	4:01.119		64.97	1:04.059	10:54:47.102
6 -	***51.615***	***116.5***	1:19.196	85.5	46.669	78.2	2:57.480	**(2)**	88.27	0.420	10:57:44.582
7 -	52.252	112.7	1:20.120	84.9	46.394	79.0	2:58.766		87.64	1.706	11:00:43.348

P52 169 310R Steve EVANS — Caterham 310R -

IDEAL LAP TIME : 2:57.897 BEST LAP TIME : 2:57.977 DIFFERENCE : 0.080

LAP	SECTOR 1		SECTOR 2		SECTOR 3		LAP TIME		MPH	DIFF	TIME OF DAY
1 -	53.918	110.5	1:22.918	83.2	49.043	77.7	3:05.879		84.28	7.902	10:41:25.394
2 -	52.616	113.7	1:22.134	79.0	47.852	77.7	3:02.602		85.80	4.625	10:44:27.996
3 -	52.958	***116.1***	1:21.301	82.9	47.073	***79.2***	3:01.332		86.40	3.355	10:47:29.328
4 -	53.325	113.1	1:20.274	82.6	47.052	***79.2***	3:00.651		86.72	2.674	10:50:29.979
5 -	***51.869***	107.2	1:21.564	***84.6***	46.695	78.2	3:00.128	**(3)**	86.97	2.151	10:53:30.107
6 -	51.942	114.3	1:20.605	82.0	47.048	78.4	2:59.595	**(2)**	87.23	1.618	10:56:29.702
7 -	51.949	112.9	***1:19.560***	83.6	***46.468***	78.3	***2:57.977***	**(1)**	***88.03***		***10:59:27.679***

P53 4 310R John STYRING — Caterham 310R -

IDEAL LAP TIME : 2:57.060 BEST LAP TIME : 2:58.224 DIFFERENCE : 1.164

LAP	SECTOR 1		SECTOR 2		SECTOR 3		LAP TIME		MPH	DIFF	TIME OF DAY
1 -	53.863	116.7	1:23.486	80.1	47.143	78.7	3:04.492		84.92	6.268	10:41:18.439
2 -	53.275	108.0				77.4	3:03.246		85.49	5.022	10:44:21.685
3 -	53.589	112.0					3:00.850	**(3)**	86.63	2.626	10:47:22.535
4 -	53.139	113.9					3:01.922		86.12	3.698	10:50:24.457
5 -	52.445	116.9	1:23.056	***83.5***	46.990	***80.0***	3:02.491		85.85	4.267	10:53:26.948
6 -	52.255	***118.1***	***1:20.388***	81.0	45.604	79.1	2:58.247	**(2)**	87.89	0.023	10:56:25.195
7 -					***45.345***	79.7	***2:58.224***	**(1)**	***87.90***		***10:59:23.419***

P54 68 310R Chris WELCH — Caterham 310R -

IDEAL LAP TIME : 3:00.821 BEST LAP TIME : 3:01.557 DIFFERENCE : 0.736

LAP	SECTOR 1		SECTOR 2		SECTOR 3		LAP TIME		MPH	DIFF	TIME OF DAY
1 -	54.317	108.9	1:26.063	81.1	47.247	73.9	3:07.627		83.50	6.070	10:41:48.244
2 -	53.392	112.2	1:24.931	***82.0***	48.469	76.2	3:06.792		83.87	5.235	10:44:55.036
3 -	53.262	108.2	1:23.560	80.7	46.915	75.6	3:03.737	**(3)**	85.27	2.180	10:47:58.773
4 -	52.891	112.7	1:23.814	80.6	47.695	75.0	3:04.400		84.96	2.843	10:51:03.173
5 -	53.308	109.8	1:23.519	81.5	***46.399***	***76.8***	3:03.226	**(2)**	85.50	1.669	10:54:06.399
6 -	***52.426***	***113.9***	***1:21.996***	79.8	47.135	76.1	***3:01.557***	**(1)**	***86.29***		***10:57:07.956***
7 -	52.453	98.6	1:27.487	78.3	51.713	73.6	3:11.653		81.74	10.096	11:00:19.609

P55 6 310R Richard LAMBERT — Caterham 310R - Axtrom Ltd

IDEAL LAP TIME : 3:01.274 BEST LAP TIME : 3:02.169 DIFFERENCE : 0.895

LAP	SECTOR 1		SECTOR 2		SECTOR 3		LAP TIME		MPH	DIFF	TIME OF DAY
1 -	59.527	104.5	1:28.165	73.8	50.519	75.0	3:18.211	**(3)**	79.04	16.042	10:42:26.751
2 -	54.923	109.6	1:24.646	79.3	47.665	***77.4***	3:07.234	**(2)**	83.67	5.065	10:45:33.985
3 -	53.831	109.8	1:21.309	***82.3***	***47.029***	76.7	***3:02.169***	**(1)**	***86.00***		***10:48:36.154***
4 -	***52.955***	***114.3***	***1:21.290***	79.8	IN PIT		3:11.551	**P**	81.79	9.382	10:51:47.705

Weather / Track : Sunny / Dry

Spa-Francorchamps
Circuit Length = 4.3520 miles
Start: 10:35 Flag 11:06 End: 11:09

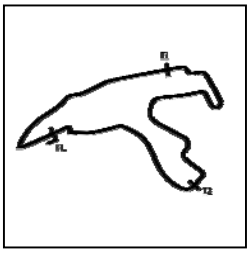

Avon Tyres Seven 420R & Santander Caterham Seven 310R Championships

TESTING 1 - SECTOR ANALYSIS

SECTOR 1 = FL to I1, SECTOR 2 = I1 to I2, SECTOR 3 = I2 to FL, DIFF = Difference To Personal Best Lap, P = Crossed Finish Line in Pit Lane, D = Time Disallowed

P56 33 310R Surhid CHATTERJEE Caterham 310R -

IDEAL LAP TIME : 3:03.187 BEST LAP TIME : 3:03.187 DIFFERENCE : 0.000

LAP	SECTOR 1		SECTOR 2		SECTOR 3		LAP TIME		MPH	DIFF	TIME OF DAY
1 -	55.875	111.6	1:25.807	78.2	50.436	73.9	3:12.118		81.55	8.931	10:41:25.505
2 -	56.981	107.0	1:27.354	***79.3***	48.678	***76.6***	3:13.013		81.17	9.826	10:44:38.518
3 -	53.971	112.5	1:23.805	78.3	49.370	74.0	3:07.146		83.71	3.959	10:47:45.664
4 -	***53.350***	***114.1***	***1:22.334***	78.8	***47.503***	***76.6***	***3:03.187***	**(1)**	***85.52***		***10:50:48.851***
5 -	54.805	98.6	1:23.843	78.6	47.532	76.5	3:06.180	**(3)**	84.15	2.993	10:53:55.031
6 -	54.310	111.4	1:22.538	78.7	48.151	74.4	3:04.999	**(2)**	84.68	1.812	10:57:00.030
7 -	54.278	112.5	1:23.389	79.0	48.752	74.2	3:06.419		84.04	3.232	11:00:06.449

Weather / Track : Sunny / Dry

Spa-Francorchamps
Circuit Length = 4.3520 miles
Start: 10:35 Flag 11:06 End: 11:09

Avon Tyres Seven 420R & Santander Caterham Seven 310R Championships

TESTING 1 - WEATHER CONDITIONS

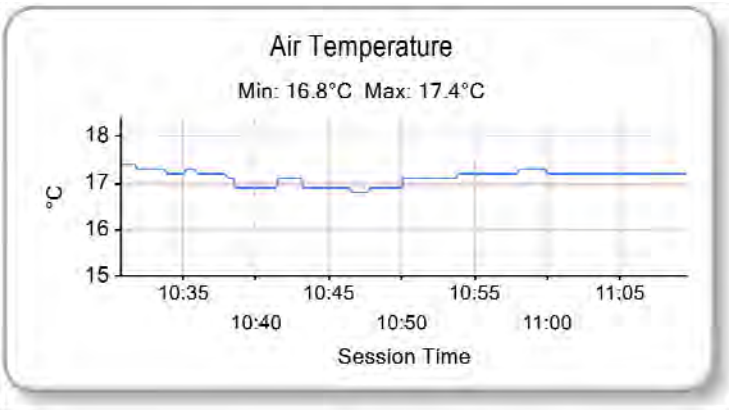

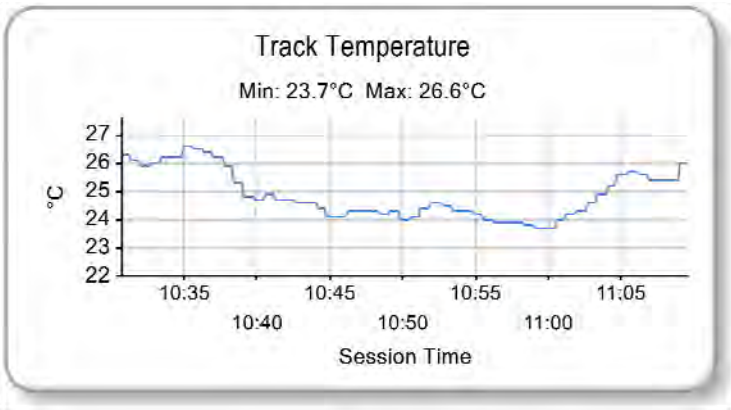

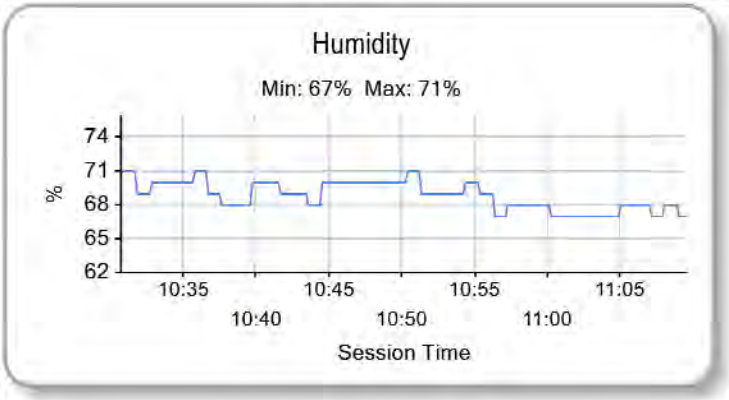

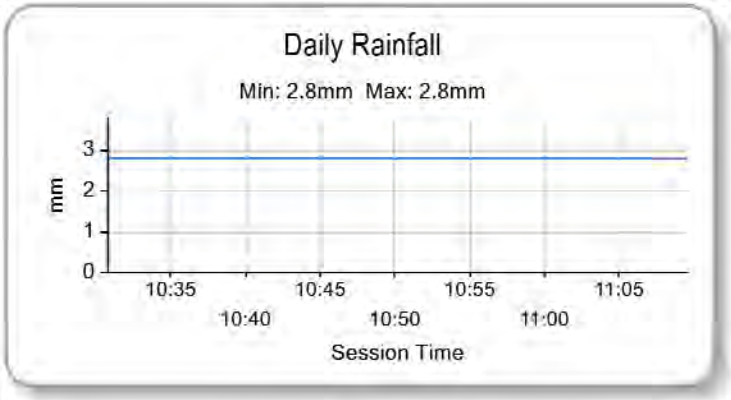

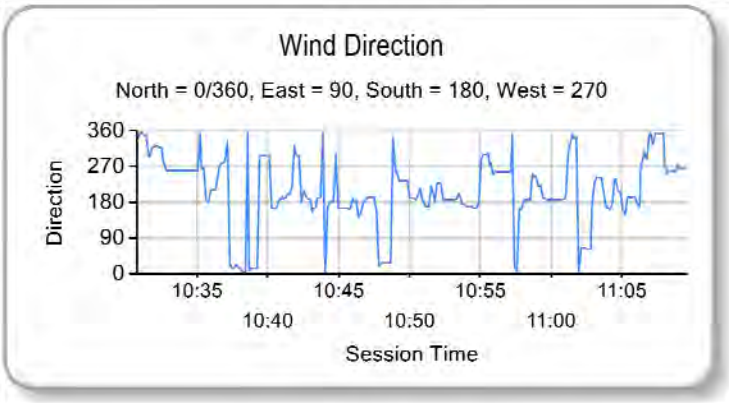

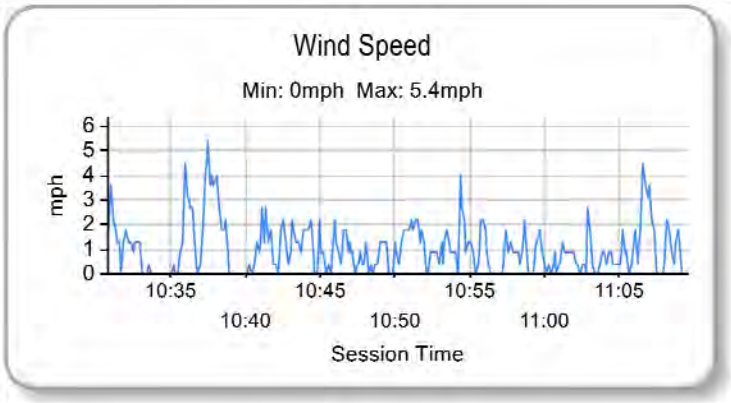

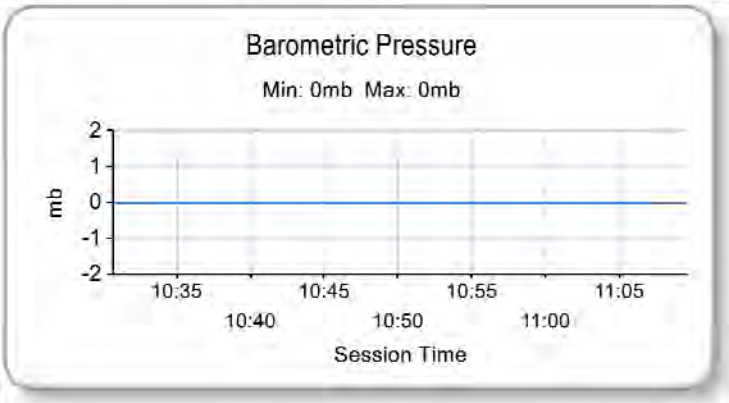

Weather / Track : Sunny / Dry

Spa-Francorchamps
Circuit Length = 4.3520 miles
Start: 10:35 Flag 11:06 End: 11:09

Results can be found at www.tsl-timing.com

Printed - 11:20 Friday, 19 July 2019

Avon Tyres Seven 420R & Santander Caterham Seven 310R Championships

TESTING 1 - STATISTICS

Competitors Started	58
Planned Start	2019-07-19 @ 10:35:00.000
Actual Start	2019-07-19 @ 10:35:00.000
Finish Time	2019-07-19 @ 11:06:47.555
Track Length	4.3520mi.
Total Laps	392
Total Distance Covered	1706.0168mi.

Session Fastest Lap History

NO	CL	NAME	LAP TIME	TIME OF DAY	LAP	VEHICLE
80	420R	**Alex JORDAN**	**2:43.164**	10:40:29.107	1	Caterham 420R
10	420R	**Henry HEATON**	**2:42.984**	10:40:29.542	1	Caterham 420R
5	420R	**David HENDERSON**	**2:42.479**	10:43:34.658	2	Caterham 420R
7	420R	**Christopher HOY**	**2:42.133**	10:43:35.953	2	Caterham 420R
92	420R	**Jamie FALVEY**	**2:41.651**	10:43:39.184	2	Caterham 420R
3	420R	**John BYRNE**	**2:40.601**	10:44:05.809	2	Caterham 420R
80	420R	**Alex JORDAN**	**2:40.294**	10:45:57.411	3	Caterham 420R
3	420R	**John BYRNE**	**2:39.327**	10:46:45.138	3	Caterham 420R
3	420R	**John BYRNE**	**2:38.939**	10:52:04.846	5	Caterham 420R

Flag History

TYPE	TIME OF DAY
GREEN	10:35:00.000
RED	11:01:36.734
FINISH	11:06:47.555

Flag Statistics

TYPE	COUNT	TOTAL LAPS	TOTAL TIME
Green	1	8	26:36.734
Red	1	0	5:10.820
Safety Car	0	0	0.000
FCY	0	0	0.000

Spa-Francorchamps
Circuit Length = 4.3520 miles
Start: 10:35 Flag 11:06 End: 11:09

Weather / Track : Sunny / Dry

These results are provisional until the conclusion of any judicial and technical matters.

Avon Tyres Seven 420R & Santander Caterham Seven 310R Championships

TESTING 1 - STATISTICS

CLASS : 310R

38 Starters

Fastest Lap History

NO	NAME	LAP TIME	TIME OF DAY	LAP	VEHICLE
119	**Donald HENSHALL**	**2:54.618**	10:40:42.607	1	Caterham 310R
27	**Matt TOPHAM**	**2:53.696**	10:40:45.990	1	Caterham 310R
48	**Tom GRENSINGER**	**2:52.919**	10:40:57.717	1	Caterham 310R
25	**Jay MCCORMACK**	**2:52.411**	10:40:58.628	1	Caterham 310R
88	**Pete WALTERS**	**2:51.071**	10:41:02.370	1	Caterham 310R
25	**Jay MCCORMACK**	**2:49.629**	10:43:48.257	2	Caterham 310R

Spa-Francorchamps

Weather / Track : Sunny / Dry

Circuit Length = 4.3520 miles

These results are provisional until the conclusion of any judicial and technical matters.

Start: 10:35 Flag 11:06 End: 11:09

Avon Tyres Seven 420R & Santander Caterham Seven 310R Championships

TESTING 1 - STATISTICS

CLASS : 420R

20 Starters

Fastest Lap History

NO	NAME	LAP TIME	TIME OF DAY	LAP	VEHICLE
80	**Alex JORDAN**	**2:43.164**	10:40:29.107	1	Caterham 420R
10	**Henry HEATON**	**2:42.984**	10:40:29.542	1	Caterham 420R
5	**David HENDERSON**	**2:42.479**	10:43:34.658	2	Caterham 420R
7	**Christopher HOY**	**2:42.133**	10:43:35.953	2	Caterham 420R
92	**Jamie FALVEY**	**2:41.651**	10:43:39.184	2	Caterham 420R
3	**John BYRNE**	**2:40.601**	10:44:05.809	2	Caterham 420R
80	**Alex JORDAN**	**2:40.294**	10:45:57.411	3	Caterham 420R
3	**John BYRNE**	**2:39.327**	10:46:45.138	3	Caterham 420R
3	**John BYRNE**	**2:38.939**	10:52:04.846	5	Caterham 420R

Spa-Francorchamps

Weather / Track : Sunny / Dry

Circuit Length = 4.3520 miles

These results are provisional until the conclusion of any judicial and technical matters.

Start: 10:35 Flag 11:06 End: 11:09

SEVEN 420R CHAMPIONSHIP | SEVEN 310R CHAMPIONSHIP

AVON TYRES | Santander Consumer Finance | BRSCC British Racing & Sports Car Club

Avon Tyres Seven 420R & Santander Caterham Seven 310R Championships

TESTING 2 - CLASSIFICATION

POS	NO	CL	PIC	NAME	ENTRY	TIME	ON	LAPS	GAP	DIFF	MPH
1	3	420R	1	John BYRNE	Caterham 420R - DW Motorsport	2:40.209	9	9			97.79
2	19	420R	2	Aaron HEAD	Caterham 420R - DPR Motorsport	2:40.818	3	8	0.609	0.609	97.42
3	92	420R	3	Jamie FALVEY	Caterham 420R - DW Motorsport	2:41.080	4	10	0.871	0.262	97.26
4	5	420R	4	David HENDERSON	Caterham 420R -	2:41.168	1	8	0.959	0.088	97.21
5	47	420R	5	Alexander KOEBERLE	Caterham 420R -	2:41.230	2	9	1.021	0.062	97.17
6	44	420R	6	Timothy DICKENS	Caterham 420R -	2:42.484	5	10	2.275	1.254	96.42
7	58	420R	7	Richard AINSCOUGH	Caterham 420R -	2:42.493	4	7	2.284	0.009	96.41
8	45	420R	8	Chris BATES	Caterham 420R - DPR Motorsport	2:43.025	3	9	2.816	0.532	96.10
9	80	420R	9	Alex JORDAN	Caterham 420R - Alexson Homes/DPR Motorsport	2:43.378	8	9	3.169	0.353	95.89
10	55	420R	10	Russ OLIVANT	Caterham 420R - Anglo Aquatic	2:43.678	6	10	3.469	0.300	95.72
11	22	420R	11	Paul BROWES	Caterham 420R -	2:43.717	7	10	3.508	0.039	95.69
12	24	420R	12	Chris AUBREY	Caterham 420R -	2:43.883	10	10	3.674	0.166	95.60
13	34	420R	13	Ian SPARSHOTT	Caterham 420R - DPR Motorsport	2:44.693	8	9	4.484	0.810	95.13
14	69	420R	14	Stephen COLLINS	Caterham 420R -	2:46.965	8	9	6.756	2.272	93.83
15	93 *	420R	15	Mike EVANS	Caterham 420R -	2:47.038	6	7	6.829	0.073	93.79
16	53	420R	16	Matthew WELCH	Caterham 420R -	2:47.248	8	10	7.039	0.210	93.67
17	73	420R	17	Douglas THAIN	Caterham 420R -	2:49.818	1	2	9.609	2.570	92.26
18	91	310R	1	Lee BRISTOW	Caterham 310R -	2:50.097	7	10	9.888	0.279	92.10
19	71	310R	2	Alan COOPER	Caterham 310R -	2:50.441	2	10	10.232	0.344	91.92
20	25	310R	3	Jay MCCORMACK	Caterham 310R -	2:50.731	5	9	10.522	0.290	91.76
21	119	310R	4	Donald HENSHALL	Caterham 310R -	2:50.853	2	10	10.644	0.122	91.70
22	48	310R	5	Tom GRENSINGER	Caterham 310R -	2:51.155	2	8	10.946	0.302	91.53
23	11	310R	6	Andrew PERRY	Caterham 310R - DPR Motorsport	2:51.571	8	10	11.362	0.416	91.31
24	115	310R	7	David YATES	Caterham 310R -	2:51.620	10	10	11.411	0.049	91.29
25	27 *	310R	8	Matt TOPHAM	Caterham 310R -	2:51.793	10	10	11.584	0.173	91.19
26	28	310R	9	Harry SENIOR	Caterham 310R -	2:52.060	1	10	11.851	0.267	91.05
27	88	310R	10	Pete WALTERS	Caterham 310R -	2:52.060	5	7	11.851	0.000	91.05
28	74	310R	11	James BEARDWELL	Caterham 310R -	2:52.088	2	10	11.879	0.028	91.04
29	110	310R	12	John SHIVERAL	Caterham 310R -	2:52.119	9	9	11.910	0.031	91.02
30	66	310R	13	Jake SWANN-DIXON	Caterham 310R -	2:52.253	10	10	12.044	0.134	90.95
31	77 *	310R	14	Gordon SAWYER	Caterham 310R - DPR Motorsport	2:52.281	6	8	12.072	0.028	90.94
32	30	310R	15	Ben GILLIAS	Caterham 310R -	2:53.166	4	10	12.957	0.885	90.47
33	6	310R	16	Richard LAMBERT	Caterham 310R - Axtrom Ltd	2:53.168	3	9	12.959	0.002	90.47
34	153	310R	17	Mark ROBERTS	Caterham 310R -	2:53.170	6	8	12.961	0.002	90.47
35	8	310R	18	Simon SHARROCK	Caterham 310R -	2:53.238	3	9	13.029	0.068	90.43
36	29	310R	19	Tim CHILD	Caterham 310R -	2:53.454	2	10	13.245	0.216	90.32
37	51	310R	20	Mark DAVIES	Caterham 310R -	2:53.550	5	10	13.341	0.096	90.27
38	21	310R	21	Harry LANDY	Caterham 310R - DPR Motorsport	2:53.750	3	10	13.541	0.200	90.17
39	18	310R	22	Dave BULLOCK	Caterham 310R -	2:53.853	7	9	13.644	0.103	90.11
40	38	310R	23	Geoff PRICE	Caterham 310R -	2:53.891	1	10	13.682	0.038	90.09
41	13	310R	24	Michael OREILLY	Caterham 310R -	2:53.895	9	10	13.686	0.004	90.09
42	12	310R	25	Andy WHITTON	Caterham 310R -	2:54.036	3	10	13.827	0.141	90.02
43	70	310R	26	Kevin COOPER	Caterham 310R -	2:54.137	9	9	13.928	0.101	89.97
44	67	310R	27	Douglas CHRISTIE	Caterham 310R - DPR Motorsport	2:54.334	7	9	14.125	0.197	89.87
45	144 *	310R	28	David RIDLEY	Caterham 310R -	2:54.496	8	10	14.287	0.162	89.78
46	52	310R	29	Martin PRATT	Caterham 310R -	2:54.649	6	10	14.440	0.153	89.70
47	169	310R	30	Steve EVANS	Caterham 310R -	2:55.046	8	9	14.837	0.397	89.50
48	50	310R	31	Greg HYATT	Caterham 310R -	2:55.052	8	10	14.843	0.006	89.50
49	4 *	310R	32	John STYRING	Caterham 310R -	2:55.619	6	10	15.410	0.567	89.21
50	9	310R	33	Caroline EVERETT	Caterham 310R -	2:55.802	7	9	15.593	0.183	89.12
51	68	310R	34	Chris WELCH	Caterham 310R -	2:55.829	8	9	15.620	0.027	89.10
52	94	310R	35	Aman UPPAL	Caterham 310R -	2:56.824	2	3	16.615	0.995	88.60
53	79	310R	36	Nathan BELL	Caterham 310R -	2:56.960	2	2	16.751	0.136	88.53
54	122	310R	37	Gary CURTIS	Caterham 310R - DPR Motorsport	2:57.082	5	9	16.873	0.122	88.47
55	33	310R	38	Surhid CHATTERJEE	Caterham 310R -	3:01.250	5	9	21.041	4.168	86.44
56	10 *	420R	18	Henry HEATON	Caterham 420R -			0			

***Cars 10,27,77,93,144 - please fit a working transponder**
***Car 4 - intermittent signal, please check your transponder location**

Spa-Francorchamps
Circuit Length = 4.3520 miles
Start: 12:50 Flag 13:20 End: 13:24

Weather / Track : Sunny / Dry
These results are provisional until the conclusion of any judicial and technical matters.

Clerk Of Course :	Steward :	Timekeeper :

Results can be found at www.tsl-timing.com

Printed - 13:31 Friday, 19 July 2019

VBOX MOTORSPORT | demon tweeks | G3 PRO | MOTUL | Santander Consumer Finance | BILSTEIN

Avon Tyres Seven 420R & Santander Caterham Seven 310R Championships

TESTING 2 - BEST SECTORS

	SECTOR 1			SECTOR 2			SECTOR 3		
POS	NO	NAME	TIME	NO	NAME	TIME	NO	NAME	TIME
1	19	HEAD	46.276	3	BYRNE	1:11.578	3	BYRNE	41.037
2	92	FALVEY	46.402	92	FALVEY	1:12.072	47	KOEBERLE	41.354
3	80	JORDAN	46.408	19	HEAD	1:12.295	19	HEAD	41.420
4	5	HENDERSON	46.446	58	AINSCOUGH	1:12.534	5	HENDERSON	41.459
5	44	DICKENS	46.582	5	HENDERSON	1:12.622	92	FALVEY	41.742
6	3	BYRNE	46.607	47	KOEBERLE	1:12.954	44	DICKENS	41.753
7	47	KOEBERLE	46.631	45	BATES	1:13.185	58	AINSCOUGH	41.990
8	45	BATES	46.757	55	OLIVANT	1:13.452	55	OLIVANT	42.089
9	58	AINSCOUGH	47.124	24	AUBREY	1:13.453	24	AUBREY	42.092
10	24	AUBREY	47.175	22	BROWES	1:13.554	45	BATES	42.096
11	22	BROWES	47.358	44	DICKENS	1:13.737	80	JORDAN	42.148
12	55	OLIVANT	47.587	80	JORDAN	1:13.785	22	BROWES	42.542
13	69	COLLINS	47.706	34	SPARSHOTT	1:14.089	34	SPARSHOTT	42.625
14	34	SPARSHOTT	47.973	53	WELCH	1:14.560	69	COLLINS	42.734
15	53	WELCH	48.423	69	COLLINS	1:14.960	53	WELCH	43.333
16	73	THAIN	48.623	91	BRISTOW	1:15.442	25	MCCORMACK	43.981
17	71	COOPER	49.342	73	THAIN	1:16.010	119	HENSHALL	44.166
18	11	PERRY	49.346	88	WALTERS	1:16.109	48	GRENSINGER	44.263
19	91	BRISTOW	49.390	25	MCCORMACK	1:16.111	28	SENIOR	44.278
20	25	MCCORMACK	49.476	48	GRENSINGER	1:16.143	91	BRISTOW	44.292
21	119	HENSHALL	49.512	71	COOPER	1:16.316	115	YATES	44.305
22	66	SWANN-DIXON	49.730	119	HENSHALL	1:16.382	74	BEARDWELL	44.368
23	74	BEARDWELL	49.778	74	BEARDWELL	1:16.643	11	PERRY	44.377
24	30	GILLIAS	49.829	115	YATES	1:16.654	71	COOPER	44.431
25	18	BULLOCK	49.833	11	PERRY	1:16.661	66	SWANN-DIXON	44.443
26	21	LANDY	49.881	30	GILLIAS	1:16.849	12	WHITTON	44.549
27	115	YATES	50.008	28	SENIOR	1:16.867	8	SHARROCK	44.578
28	153	ROBERTS	50.021	110	SHIVERAL	1:16.879	153	ROBERTS	44.630
29	88	WALTERS	50.068	6	LAMBERT	1:16.954	73	THAIN	44.637
30	12	WHITTON	50.181	66	SWANN-DIXON	1:17.115	21	LANDY	44.710
31	28	SENIOR	50.244	29	CHILD	1:17.529	29	CHILD	44.711
32	110	SHIVERAL	50.294	8	SHARROCK	1:17.533	51	DAVIES	44.728
33	13	OREILLY	50.397	9	EVERETT	1:17.586	30	GILLIAS	44.752
34	6	LAMBERT	50.422	38	PRICE	1:17.688	110	SHIVERAL	44.832
35	52	PRATT	50.492	52	PRATT	1:17.725	88	WALTERS	44.886
36	8	SHARROCK	50.502	21	LANDY	1:17.750	13	OREILLY	44.890
37	29	CHILD	50.517	12	WHITTON	1:17.761	6	LAMBERT	44.907
38	51	DAVIES	50.528	153	ROBERTS	1:17.820	38	PRICE	44.968
39	48	GRENSINGER	50.605	13	OREILLY	1:17.872	18	BULLOCK	45.039
40	70	COOPER	50.718	70	COOPER	1:17.919	79	BELL	45.085
41	38	PRICE	50.811	67	CHRISTIE	1:17.933	4	STYRING	45.143
42	4	STYRING	50.872	18	BULLOCK	1:17.976	9	EVERETT	45.163
43	50	HYATT	50.876	169	EVANS	1:18.243	70	COOPER	45.166
44	122	CURTIS	50.966	51	DAVIES	1:18.276	52	PRATT	45.230
45	169	EVANS	50.991	50	HYATT	1:18.305	67	CHRISTIE	45.263
46	67	CHRISTIE	51.126	68	WELCH	1:18.387	50	HYATT	45.325
47	68	WELCH	51.403	94	UPPAL	1:18.462	169	EVANS	45.629
48	9	EVERETT	51.551	79	BELL	1:18.656	68	WELCH	45.679
49	94	UPPAL	51.803	4	STYRING	1:19.052	122	CURTIS	45.787
50	79	BELL	52.024	122	CURTIS	1:20.262	94	UPPAL	46.143
51	33	CHATTERJEE	52.520	33	CHATTERJEE	1:20.988	33	CHATTERJEE	47.031
52									
53									
54									
55									
56									

IDEAL / BEST COMPARISON					
POS	NO	NAME	IDEAL	BEST	DIFF
		PERFECT LAP	2:38.891		
1	3	BYRNE	2:39.222	2:40.209	0.987
2	19	HEAD	2:39.991	2:40.818	0.827
3	92	FALVEY	2:40.216	2:41.080	0.864
4	5	HENDERSON	2:40.527	2:41.168	0.641
5	47	KOEBERLE	2:40.939	2:41.230	0.291
6	58	AINSCOUGH	2:41.648	2:42.493	0.845
7	45	BATES	2:42.038	2:43.025	0.987
8	44	DICKENS	2:42.072	2:42.484	0.412
9	80	JORDAN	2:42.341	2:43.378	1.037
10	24	AUBREY	2:42.720	2:43.883	1.163
11	55	OLIVANT	2:43.128	2:43.678	0.550
12	22	BROWES	2:43.454	2:43.717	0.263
13	34	SPARSHOTT	2:44.687	2:44.693	0.006
14	69	COLLINS	2:45.400	2:46.965	1.565
15	53	WELCH	2:46.316	2:47.248	0.932
16	91	BRISTOW	2:49.124	2:50.097	0.973
17	73	THAIN	2:49.270	2:49.818	0.548
18	25	MCCORMACK	2:49.568	2:50.731	1.163
19	119	HENSHALL	2:50.060	2:50.853	0.793
20	71	COOPER	2:50.089	2:50.441	0.352
21	11	PERRY	2:50.384	2:51.571	1.187
22	74	BEARDWELL	2:50.789	2:52.088	1.299
23	115	YATES	2:50.967	2:51.620	0.653
24	48	GRENSINGER	2:51.011	2:51.155	0.144
25	88	WALTERS	2:51.063	2:52.060	0.997
26	66	SWANN-DIXON	2:51.288	2:52.253	0.965
27	28	SENIOR	2:51.389	2:52.060	0.671
28	30	GILLIAS	2:51.430	2:53.166	1.736
29	110	SHIVERAL	2:52.005	2:52.119	0.114
30	6	LAMBERT	2:52.283	2:53.168	0.885
31	21	LANDY	2:52.341	2:53.750	1.409
32	153	ROBERTS	2:52.471	2:53.170	0.699
33	12	WHITTON	2:52.491	2:54.036	1.545
34	8	SHARROCK	2:52.613	2:53.238	0.625
35	29	CHILD	2:52.757	2:53.454	0.697
36	18	BULLOCK	2:52.848	2:53.853	1.005
37	13	OREILLY	2:53.159	2:53.895	0.736
38	52	PRATT	2:53.447	2:54.649	1.202
39	38	PRICE	2:53.467	2:53.891	0.424
40	51	DAVIES	2:53.532	2:53.550	0.018
41	70	COOPER	2:53.803	2:54.137	0.334
42	9	EVERETT	2:54.300	2:55.802	1.502
43	67	CHRISTIE	2:54.322	2:54.334	0.012
44	50	HYATT	2:54.506	2:55.052	0.546
45	169	EVANS	2:54.863	2:55.046	0.183
46	4	STYRING	2:55.067	2:55.619	0.552
47	68	WELCH	2:55.469	2:55.829	0.360
48	79	BELL	2:55.765	2:56.960	1.195
49	94	UPPAL	2:56.408	2:56.824	0.416
50	122	CURTIS	2:57.015	2:57.082	0.067
51	33	CHATTERJEE	3:00.539	3:01.250	0.711
52	144	RIDLEY		2:54.496	
53	77	SAWYER		2:52.281	
54	27	TOPHAM		2:51.793	
55	93	EVANS		2:47.038	

Weather / Track : Sunny / Dry

Spa-Francorchamps
Circuit Length = 4.3520 miles
Start: 12:50 Flag 13:20 End: 13:24

Results can be found at www.tsl-timing.com

Printed - 13:29 Friday, 19 July 2019

Avon Tyres Seven 420R & Santander Caterham Seven 310R Championships

TESTING 2 - BEST SPEEDS

	INTERMEDIATE 1			INTERMEDIATE 2			FINISH LINE		
POS	NO	NAME	MPH	NO	NAME	MPH	NO	NAME	MPH
1	3	BYRNE	131.8	24	AUBREY	92.8	3	BYRNE	88.6
2	45	BATES	131.8	3	BYRNE	92.3	47	KOEBERLE	88.4
3	22	BROWES	131.8	19	HEAD	92.3	44	DICKENS	88.0
4	44	DICKENS	131.5	92	FALVEY	92.0	55	OLIVANT	88.0
5	92	FALVEY	131.3	44	DICKENS	92.0	19	HEAD	87.9
6	80	JORDAN	131.3	47	KOEBERLE	91.4	24	AUBREY	87.9
7	5	HENDERSON	130.5	5	HENDERSON	91.3	45	BATES	87.7
8	47	KOEBERLE	130.0	34	SPARSHOTT	91.3	22	BROWES	87.7
9	69	COLLINS	129.5	80	JORDAN	91.0	34	SPARSHOTT	87.7
10	73	THAIN	129.0	58	AINSCOUGH	90.9	73	THAIN	87.7
11	55	OLIVANT	128.8	55	OLIVANT	90.9	92	FALVEY	87.3
12	53	WELCH	128.8	73	THAIN	90.6	5	HENDERSON	87.3
13	19	HEAD	128.3	69	COLLINS	90.5	53	WELCH	86.8
14	58	AINSCOUGH	127.8	45	BATES	90.0	58	AINSCOUGH	86.7
15	34	SPARSHOTT	127.5	22	BROWES	89.8	80	JORDAN	86.2
16	11	PERRY	125.6	53	WELCH	89.8	69	COLLINS	86.2
17	24	AUBREY	125.4	48	GRENSINGER	87.7	11	PERRY	82.9
18	88	WALTERS	125.4	71	COOPER	87.6	71	COOPER	82.3
19	74	BEARDWELL	124.7	11	PERRY	87.3	25	MCCORMACK	82.1
20	91	BRISTOW	124.5	28	SENIOR	87.2	28	SENIOR	81.9
21	119	HENSHALL	124.2	70	COOPER	87.0	115	YATES	81.8
22	21	LANDY	124.2	25	MCCORMACK	86.9	88	WALTERS	81.8
23	79	BELL	124.2	21	LANDY	86.9	153	ROBERTS	81.7
24	71	COOPER	123.1	8	SHARROCK	86.8	4	STYRING	81.7
25	25	MCCORMACK	122.4	110	SHIVERAL	86.7	48	GRENSINGER	81.6
26	28	SENIOR	122.4	115	YATES	86.5	66	SWANN-DIXON	81.6
27	18	BULLOCK	122.2	153	ROBERTS	86.5	6	LAMBERT	81.5
28	12	WHITTON	122.2	29	CHILD	86.5	21	LANDY	81.5
29	52	PRATT	121.1	18	BULLOCK	86.5	12	WHITTON	81.5
30	6	LAMBERT	120.9	12	WHITTON	86.5	91	BRISTOW	81.4
31	169	EVANS	120.9	119	HENSHALL	86.4	110	SHIVERAL	81.3
32	70	COOPER	120.0	66	SWANN-DIXON	86.4	18	BULLOCK	81.3
33	4	STYRING	119.8	51	DAVIES	86.4	30	GILLIAS	81.2
34	66	SWANN-DIXON	119.4	169	EVANS	86.4	51	DAVIES	81.2
35	153	ROBERTS	119.4	91	BRISTOW	86.3	13	OREILLY	81.2
36	94	UPPAL	119.4	13	OREILLY	86.2	29	CHILD	81.1
37	30	GILLIAS	119.1	50	HYATT	86.2	8	SHARROCK	80.8
38	115	YATES	118.9	88	WALTERS	86.1	38	PRICE	80.8
39	50	HYATT	118.9	38	PRICE	86.1	70	COOPER	80.8
40	38	PRICE	118.7	52	PRATT	86.1	119	HENSHALL	80.5
41	13	OREILLY	118.7	68	WELCH	86.1	74	BEARDWELL	80.2
42	51	DAVIES	118.5	74	BEARDWELL	85.9	169	EVANS	80.1
43	122	CURTIS	118.3	30	GILLIAS	85.9	122	CURTIS	79.7
44	48	GRENSINGER	118.1	9	EVERETT	85.8	50	HYATT	79.7
45	110	SHIVERAL	117.7	67	CHRISTIE	85.5	67	CHRISTIE	79.6
46	8	SHARROCK	117.1	6	LAMBERT	85.4	9	EVERETT	79.6
47	29	CHILD	117.1	79	BELL	85.4	94	UPPAL	79.6
48	67	CHRISTIE	117.1	94	UPPAL	85.0	79	BELL	79.4
49	9	EVERETT	116.9	122	CURTIS	84.9	52	PRATT	79.1
50	68	WELCH	116.9	4	STYRING	84.8	68	WELCH	78.7
51	33	CHATTERJEE	116.7	33	CHATTERJEE	83.1	33	CHATTERJEE	77.4
52									
53									
54									
55									
56									

Weather / Track : Sunny / Dry

Spa-Francorchamps
Circuit Length = 4.3520 miles
Start: 12:50 Flag 13:20 End: 13:24

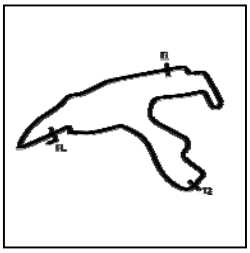

Avon Tyres Seven 420R & Santander Caterham Seven 310R Championships

TESTING 2 - SECTOR ANALYSIS

SECTOR 1 = FL to I1, SECTOR 2 = I1 to I2, SECTOR 3 = I2 to FL, DIFF = Difference To Personal Best Lap, P = Crossed Finish Line in Pit Lane, D = Time Disallowed

P1 3 420R John BYRNE — Caterham 420R - DW Motorsport

IDEAL LAP TIME : 2:39.222 BEST LAP TIME : 2:40.209 DIFFERENCE : 0.987

LAP	SECTOR 1		SECTOR 2		SECTOR 3		LAP TIME		MPH	DIFF	TIME OF DAY
1 -	49.041	128.0	1:12.212	91.5	***41.037***	87.9	2:42.290		96.54	2.081	12:56:28.477
2 -	***46.607***	***131.8***	1:13.162	***92.3***	43.586	87.3	2:43.355		95.91	3.146	12:59:11.832
3 -	47.163	130.3	1:13.942	87.4	41.938	87.1	2:43.043		96.09	2.834	13:01:54.875
4 -	46.759	129.8	1:12.727	80.2	43.212	87.4	2:42.698		96.29	2.489	13:04:37.573
5 -	46.996	127.3	***1:11.578***	90.1	41.688	87.6	2:40.262	**(2)**	97.76	0.053	13:07:17.835
6 -	***46.607***	130.8	1:12.778	91.8	41.615	87.3	2:41.000	**(3)**	97.31	0.791	13:09:58.835
7 -	47.204	126.8	1:11.894	88.6	IN PIT		2:51.993	**P**	91.09	11.784	13:12:50.828
8 -	OUTLAP	127.5	1:12.797	90.5	41.868	87.9	4:59.287		52.34	2:19.078	13:17:50.115
9 -	46.851	128.3	1:11.838	91.6	41.520	87.8	***2:40.209***	**(1)**	***97.79***		***13:20:30.324***

P2 19 420R Aaron HEAD — Caterham 420R - DPR Motorsport

IDEAL LAP TIME : 2:39.991 BEST LAP TIME : 2:40.818 DIFFERENCE : 0.827

LAP	SECTOR 1		SECTOR 2		SECTOR 3		LAP TIME		MPH	DIFF	TIME OF DAY
1 -	47.394	124.9	1:13.456	***92.3***	42.344	87.8	2:43.194		96.00	2.376	12:55:35.675
2 -	46.934	126.3	1:13.001		42.437	87.4	2:42.372		96.49	1.554	12:58:18.047
3 -	47.103	126.8	***1:12.295***	90.9	***41.420***	86.5	***2:40.818***	**(1)**	***97.42***		***13:00:58.865***
4 -	47.959	128.0	1:12.548	91.6	IN PIT		2:50.577	**P**	91.85	9.759	13:03:49.442
5 -	OUTLAP	125.6	1:12.899	91.8	42.551	***87.9***	6:29.406		40.23	3:48.588	13:10:18.848
6 -	47.047	126.3	1:12.488	90.6	41.990	86.7	2:41.525	**(3)**	96.99	0.707	13:13:00.373
7 -	***46.276***	***128.3***	1:13.357	90.5	41.724	86.8	2:41.357	**(2)**	97.09	0.539	13:15:41.730
8 -	47.211	125.6	1:12.605	91.1	IN PIT		2:49.153	**P**	92.62	8.335	13:18:30.883

P3 92 420R Jamie FALVEY — Caterham 420R - DW Motorsport

IDEAL LAP TIME : 2:40.216 BEST LAP TIME : 2:41.080 DIFFERENCE : 0.864

LAP	SECTOR 1		SECTOR 2		SECTOR 3		LAP TIME		MPH	DIFF	TIME OF DAY
1 -	47.751	127.3	1:12.680	88.3	41.999	86.5	2:42.430		96.45	1.350	12:55:27.090
2 -	46.977	123.5	1:23.826	90.4	42.212	***87.3***	2:53.015		90.55	11.935	12:58:20.105
3 -	47.403	128.8	1:12.638	90.0	41.964	86.5	2:42.005		96.70	0.925	13:01:02.110
4 -	46.912	***131.3***	1:12.426	90.6	***41.742***	***87.3***	***2:41.080***	**(1)**	***97.26***		***13:03:43.190***
5 -	47.692	122.4	1:17.542	84.3	46.442	87.0	2:51.676		91.26	10.596	13:06:34.866
6 -	46.850	126.8	1:12.410	90.4	42.040	86.5	2:41.300	**(2)**	97.13	0.220	13:09:16.166
7 -	47.099	128.3	***1:12.072***	***92.0***	42.283	85.9	2:41.454	**(3)**	97.04	0.374	13:11:57.620
8 -	1:16.875	46.6	1:49.104	85.3	44.461	86.9	3:50.440		67.98	1:09.360	13:15:48.060
9 -	47.838	124.9	1:26.381	89.5	42.058	87.0	2:56.277		88.88	15.197	13:18:44.337
10 -	***46.402***	130.0	1:12.712	89.0	45.498	47.0	2:44.612		95.17	3.532	13:21:28.949

P4 5 420R David HENDERSON — Caterham 420R -

IDEAL LAP TIME : 2:40.527 BEST LAP TIME : 2:41.168 DIFFERENCE : 0.641

LAP	SECTOR 1		SECTOR 2		SECTOR 3		LAP TIME		MPH	DIFF	TIME OF DAY
1 -	***46.446***	129.0	1:13.263	89.4	***41.459***	87.0	***2:41.168***	**(1)**	***97.21***		***12:58:17.434***
2 -	47.810	121.5	***1:12.622***	90.0	41.652	***87.3***	2:42.084	**(2)**	96.66	0.916	13:00:59.518
3 -	46.613	126.8	1:13.028	90.3	43.104	79.0	2:42.745	**(3)**	96.27	1.577	13:03:42.263
4 -	48.520	128.3	1:15.248	62.4	IN PIT		3:16.844	**P**	79.59	35.676	13:06:59.107
5 -	OUTLAP	114.3	1:14.148	90.9	41.804	87.2	3:58.052		65.81	1:16.884	13:10:57.159
6 -	46.643	***130.5***	1:14.679	88.4	42.519	85.8	2:43.841		95.62	2.673	13:13:41.000
7 -	47.544	125.6	1:14.384	***91.3***	43.101	86.8	2:45.029		94.93	3.861	13:16:26.029
8 -	47.235	124.2	1:12.682		IN PIT		2:58.566	**P**	87.74	17.398	13:19:24.595

Weather / Track : Sunny / Dry

Spa-Francorchamps
Circuit Length = 4.3520 miles
Start: 12:50 Flag 13:20 End: 13:24

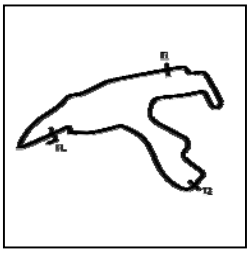

Avon Tyres Seven 420R & Santander Caterham Seven 310R Championships

TESTING 2 - SECTOR ANALYSIS

SECTOR 1 = FL to I1, SECTOR 2 = I1 to I2, SECTOR 3 = I2 to FL, DIFF = Difference To Personal Best Lap, P = Crossed Finish Line in Pit Lane, D = Time Disallowed

P5 47 420R Alexander KOEBERLE

Caterham 420R -

IDEAL LAP TIME : 2:40.939 BEST LAP TIME : 2:41.230 DIFFERENCE : 0.291

LAP	SECTOR 1		SECTOR 2		SECTOR 3		LAP TIME		MPH	DIFF	TIME OF DAY
1 -	47.217	129.0	1:13.441	90.4	41.756	87.7	2:42.414	(3)	96.46	1.184	12:55:43.501
2 -	46.681	***130.0***	1:13.195	***91.4***	***41.354***	87.2	***2:41.230***	(1)	***97.17***		***12:58:24.731***
3 -	***46.631***	128.3	1:27.742	89.5	IN PIT		3:07.517	P	83.55	26.287	13:01:32.248
4 -	OUTLAP	119.6	1:14.410	90.0	42.848	***88.4***	6:09.485		42.40	3:28.255	13:07:41.733
5 -	48.188	126.8	1:13.217	90.4	42.157	87.0	2:43.562		95.78	2.332	13:10:25.295
6 -	47.611	126.6	1:14.234	90.6	45.947	87.3	2:47.792		93.37	6.562	13:13:13.087
7 -	47.033	129.3	1:14.127	89.9	46.395	86.9	2:47.555		93.50	6.325	13:16:00.642
8 -	46.881	128.8	***1:12.954***	91.3	41.768	86.3	2:41.603	(2)	96.95	0.373	13:18:42.245
9 -	47.205	126.1	1:13.826	90.0	IN PIT		2:52.229	P	90.96	10.999	13:21:34.474

P6 44 420R Timothy DICKENS

Caterham 420R -

IDEAL LAP TIME : 2:42.072 BEST LAP TIME : 2:42.484 DIFFERENCE : 0.412

LAP	SECTOR 1		SECTOR 2		SECTOR 3		LAP TIME		MPH	DIFF	TIME OF DAY
1 -	47.218	131.3	1:14.904	81.6	44.075	87.6	2:46.197		94.27	3.713	12:56:09.372
2 -	47.832	128.8	1:15.046	***92.0***	IN PIT		2:53.040	P	90.54	10.556	12:59:02.412
3 -	OUTLAP	129.8	1:14.154	90.1	43.412	87.4	3:40.054		71.19	57.570	13:02:42.466
4 -	***46.582***	***131.5***	1:15.335	82.4	42.925	86.2	2:44.842	(2)	95.04	2.358	13:05:27.308
5 -	46.994	***131.5***	***1:13.737***	91.4	***41.753***	86.8	***2:42.484***	(1)	***96.42***		***13:08:09.792***
6 -	48.886	131.0	1:14.173	***92.0***	42.877	87.1	2:45.936		94.41	3.452	13:10:55.728
7 -	46.913	131.0	1:14.193	89.7	44.072	86.4	2:45.178	(3)	94.85	2.694	13:13:40.906
8 -	47.566	126.8	1:14.162	90.6	43.929	87.6	2:45.657		94.57	3.173	13:16:26.563
9 -	47.528	108.9	1:15.941	90.0	43.137	***88.0***	2:46.606		94.03	4.122	13:19:13.169
10 -	47.821	125.4	1:14.172	90.1	IN PIT		2:50.567	P	91.85	8.083	13:22:03.736

P7 58 420R Richard AINSCOUGH

Caterham 420R -

IDEAL LAP TIME : 2:41.648 BEST LAP TIME : 2:42.493 DIFFERENCE : 0.845

LAP	SECTOR 1		SECTOR 2		SECTOR 3		LAP TIME		MPH	DIFF	TIME OF DAY
1 -	50.403	124.2	1:14.622	89.7	IN PIT		2:56.117	P	88.96	13.624	12:56:42.048
2 -	OUTLAP	127.0	1:16.446	87.7	42.656	86.2	4:59.595		52.29	2:17.102	13:01:41.643
3 -	48.028	124.9	1:13.129	88.6	42.851	85.8	2:44.008		95.52	1.515	13:04:25.651
4 -	***47.124***	***127.8***	1:13.257	90.8	42.112	86.5	***2:42.493***	(1)	***96.41***		***13:07:08.144***
5 -	47.640	124.7	1:12.889	***90.9***	***41.990***	***86.7***	2:42.519	(2)	96.40	0.026	13:09:50.663
6 -	48.293	124.5	***1:12.534***	90.8	42.129	86.1	2:42.956	(3)	96.14	0.463	13:12:33.619
7 -	47.525	124.0	1:13.014	90.1	IN PIT		2:50.831	P	91.71	8.338	13:15:24.450

P8 45 420R Chris BATES

Caterham 420R - DPR Motorsport

IDEAL LAP TIME : 2:42.038 BEST LAP TIME : 2:43.025 DIFFERENCE : 0.987

LAP	SECTOR 1		SECTOR 2		SECTOR 3		LAP TIME		MPH	DIFF	TIME OF DAY
1 -	47.699	128.0	1:13.457	89.2	42.537	***87.7***	2:43.693		95.71	0.668	12:55:38.247
2 -	47.435	129.5	1:14.771	89.5	***42.096***	84.5	2:44.302		95.35	1.277	12:58:22.549
3 -	47.587	128.0	***1:13.185***	89.4	42.253	85.4	***2:43.025***	(1)	***96.10***		***13:01:05.574***
4 -	46.873	129.5	1:13.911	89.3	42.482	85.8	2:43.266	(3)	95.96	0.241	13:03:48.840
5 -	***46.757***	***131.8***	1:14.041	89.2	IN PIT		3:01.295	P	86.41	18.270	13:06:50.135
6 -	OUTLAP	127.3	1:16.429	89.3	42.450	86.2	3:40.927		70.91	57.902	13:10:31.062
7 -	47.572	127.0	1:13.582	88.8	42.177	86.2	2:43.331		95.92	0.306	13:13:14.393
8 -	47.060	129.5	1:13.763	***90.0***	42.254	86.0	2:43.077	(2)	96.07	0.052	13:15:57.470
9 -	47.123	128.8	1:16.452	66.8	IN PIT		3:02.354	P	85.91	19.329	13:18:59.824

Weather / Track : Sunny / Dry

Spa-Francorchamps
Circuit Length = 4.3520 miles
Start: 12:50 Flag 13:20 End: 13:24

Avon Tyres Seven 420R & Santander Caterham Seven 310R Championships

TESTING 2 - SECTOR ANALYSIS

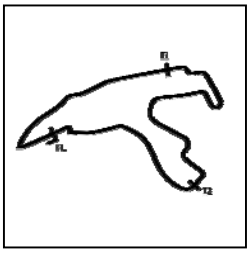

SECTOR 1 = FL to I1, SECTOR 2 = I1 to I2, SECTOR 3 = I2 to FL, DIFF = Difference To Personal Best Lap, P = Crossed Finish Line in Pit Lane, D = Time Disallowed

P9 80 420R Alex JORDAN

Caterham 420R - Alexson Homes/DPR Motorsport

IDEAL LAP TIME : 2:42.341 BEST LAP TIME : 2:43.378 DIFFERENCE : 1.037

LAP	SECTOR 1		SECTOR 2		SECTOR 3		LAP TIME		MPH	DIFF	TIME OF DAY
1 -	48.252	126.1	1:15.680	***91.0***	43.055	85.1	2:46.987		93.82	3.609	12:55:34.768
2 -	48.148	125.4	1:14.371	90.0	42.463	84.7	2:44.982		94.96	1.604	12:58:19.750
3 -	47.672	130.8	1:14.651	90.9	42.587	85.3	2:44.910	**(3)**	95.00	1.532	13:01:04.660
4 -	47.764	127.8	1:14.522	87.8	42.707	***86.2***	2:44.993		94.95	1.615	13:03:49.653
5 -	***46.408***	129.8	1:13.990	90.0	IN PIT		3:01.501	**P**	86.32	18.123	13:06:51.154
6 -	OUTLAP	128.8	1:14.531	90.9	42.765	85.2	5:14.665		49.79	2:31.287	13:12:05.819
7 -	48.058	126.8	1:14.859	89.9	***42.148***	85.7	2:45.065		94.91	1.687	13:14:50.884
8 -	47.234	128.0	***1:13.785***	90.5	42.359	85.2	***2:43.378***	**(1)**	***95.89***		***13:17:34.262***
9 -	47.406	***131.3***	1:14.737	88.0	42.642	84.7	2:44.785	**(2)**	95.07	1.407	13:20:19.047

P10 55 420R Russ OLIVANT

Caterham 420R - Anglo Aquatic

IDEAL LAP TIME : 2:43.128 BEST LAP TIME : 2:43.678 DIFFERENCE : 0.550

LAP	SECTOR 1		SECTOR 2		SECTOR 3		LAP TIME		MPH	DIFF	TIME OF DAY
1 -	48.630	124.5	1:14.219	89.0	42.992	87.4	2:45.841		94.47	2.163	12:55:27.783
2 -	***47.587***	119.8	1:14.379	89.9	42.827	***88.0***	2:44.793		95.07	1.115	12:58:12.576
3 -	48.200	124.0	1:13.883	88.3	42.818	85.9	2:44.901		95.01	1.223	13:00:57.477
4 -	50.799	***128.8***	1:14.574	89.3	44.138	86.2	2:49.511		92.42	5.833	13:03:46.988
5 -	47.918	127.8	1:15.923	89.0	43.079	86.9	2:46.920		93.86	3.242	13:06:33.908
6 -	47.818	***128.8***	1:13.771	***90.9***	***42.089***	76.6	***2:43.678***	**(1)**	***95.72***		***13:09:17.586***
7 -	49.871	127.3	***1:13.452***	90.6	42.409	84.9	2:45.732		94.53	2.054	13:12:03.318
8 -	48.205	126.8	1:13.590	90.4	42.852	85.4	2:44.647	**(3)**	95.15	0.969	13:14:47.965
9 -	47.750	126.6	1:14.014	90.4	42.647	85.4	2:44.411	**(2)**	95.29	0.733	13:17:32.376
10 -	48.546	127.0	1:16.701	87.7	43.736	85.2	2:48.983		92.71	5.305	13:20:21.359

P11 22 420R Paul BROWES

Caterham 420R -

IDEAL LAP TIME : 2:43.454 BEST LAP TIME : 2:43.717 DIFFERENCE : 0.263

LAP	SECTOR 1		SECTOR 2		SECTOR 3		LAP TIME		MPH	DIFF	TIME OF DAY
1 -	48.444	125.2	1:14.544	84.5	42.921	86.7	2:45.909		94.43	2.192	12:56:33.568
2 -	***47.358***	***131.8***	1:16.254	85.1	43.377	86.7	2:46.989		93.82	3.272	12:59:20.557
3 -	48.225	128.5	1:16.450	87.4	42.960	87.0	2:47.635		93.46	3.918	13:02:08.192
4 -	49.211	123.3	1:15.048	87.3	43.094	86.2	2:47.353		93.61	3.636	13:04:55.545
5 -	48.592	126.3	1:15.357	88.5	42.910	***87.7***	2:46.859		93.89	3.142	13:07:42.404
6 -	48.429	130.8	1:13.848	88.7	42.561	87.2	2:44.838	**(3)**	95.04	1.121	13:10:27.242
7 -	47.621	126.6	***1:13.554***	***89.8***	***42.542***	86.3	***2:43.717***	**(1)**	***95.69***		***13:13:10.959***
8 -	47.995	124.2	1:14.967		42.781	86.1	2:45.743		94.52	2.026	13:15:56.702
9 -	48.108	122.6	1:15.398	88.0	43.216	85.5	2:46.722		93.97	3.005	13:18:43.424
10 -	47.638	127.5	1:14.030		42.989	79.7	2:44.657	**(2)**	95.15	0.940	13:21:28.081

P12 24 420R Chris AUBREY

Caterham 420R -

IDEAL LAP TIME : 2:42.720 BEST LAP TIME : 2:43.883 DIFFERENCE : 1.163

LAP	SECTOR 1		SECTOR 2		SECTOR 3		LAP TIME		MPH	DIFF	TIME OF DAY
1 -	49.616	120.9	1:15.342	90.1	43.265	86.5	2:48.223		93.13	4.340	12:55:25.300
2 -	48.508	122.4	1:14.933	91.3	43.147	87.4	2:46.588		94.04	2.705	12:58:11.888
3 -	48.861	121.3	1:14.963	91.5	***42.092***	87.6	2:45.916		94.43	2.033	13:00:57.804
4 -	48.534	122.4	1:13.788	***92.8***	42.619	***87.9***	2:44.941	**(3)**	94.98	1.058	13:03:42.745
5 -	48.055	123.3	1:14.404	88.3	42.962	86.9	2:45.421		94.71	1.538	13:06:28.166
6 -	47.935	123.1	1:14.117	92.5	42.897	86.7	2:44.949		94.98	1.066	13:09:13.115
7 -	47.940	123.5	1:13.710	90.4	43.579	86.9	2:45.229		94.82	1.346	13:11:58.344
8 -	48.086	122.2	***1:13.453***	92.5	42.793	86.2	2:44.332	**(2)**	95.34	0.449	13:14:42.676
9 -	***47.175***	125.2	1:14.763	90.8	43.329	86.3	2:45.267		94.80	1.384	13:17:27.943
10 -	47.337	***125.4***	1:14.028	92.3	42.518	86.7	***2:43.883***	**(1)**	***95.60***		***13:20:11.826***

Weather / Track : Sunny / Dry

Spa-Francorchamps
Circuit Length = 4.3520 miles
Start: 12:50 Flag 13:20 End: 13:24

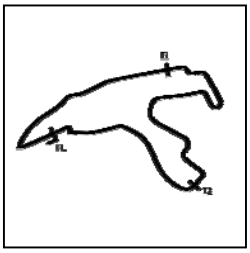

Avon Tyres Seven 420R & Santander Caterham Seven 310R Championships

TESTING 2 - SECTOR ANALYSIS

SECTOR 1 = FL to I1, SECTOR 2 = I1 to I2, SECTOR 3 = I2 to FL, DIFF = Difference To Personal Best Lap, P = Crossed Finish Line in Pit Lane, D = Time Disallowed

P13 34 420R Ian SPARSHOTT — Caterham 420R - DPR Motorsport

IDEAL LAP TIME : 2:44.687 BEST LAP TIME : 2:44.693 DIFFERENCE : 0.006

LAP	SECTOR 1		SECTOR 2		SECTOR 3		LAP TIME		MPH	DIFF	TIME OF DAY
1 -	48.961	127.3	1:16.550	***91.3***	44.563	84.3	2:50.074		92.12	5.381	12:55:37.002
2 -	47.986	***127.5***	1:15.141	90.4	43.294	85.9	2:46.421		94.14	1.728	12:58:23.423
3 -	47.992	124.7	1:16.329	88.8	43.161	85.9	2:47.482		93.54	2.789	13:01:10.905
4 -	48.527	124.9	1:15.424	88.6	46.318	***87.7***	2:50.269		92.01	5.576	13:04:01.174
5 -	48.531	124.2	1:15.468	89.7	43.315	87.3	2:47.314		93.64	2.621	13:06:48.488
6 -	***47.973***	125.6	1:14.479	89.5	43.065	85.3	2:45.517	**(2)**	94.65	0.824	13:09:34.005
7 -	48.467	124.2	1:14.275	89.7	43.076	86.0	2:45.818	**(3)**	94.48	1.125	13:12:19.823
8 -	47.979	124.9	***1:14.089***	89.1	***42.625***	86.0	***2:44.693***	**(1)**	***95.13***		***13:15:04.516***
9 -	48.318	124.5	1:20.812	82.6	IN PIT		3:19.868	**P**	78.38	35.175	13:18:24.384

P14 69 420R Stephen COLLINS — Caterham 420R -

IDEAL LAP TIME : 2:45.400 BEST LAP TIME : 2:46.965 DIFFERENCE : 1.565

LAP	SECTOR 1		SECTOR 2		SECTOR 3		LAP TIME		MPH	DIFF	TIME OF DAY
1 -	49.340	124.0	1:16.413	89.8	43.100	***86.2***	2:48.853		92.78	1.888	12:55:45.282
2 -	49.124	124.9	1:15.350	***90.5***	44.109	85.8	2:48.583		92.93	1.618	12:58:33.865
3 -	48.984	125.6	1:17.499	89.4	43.318	84.8	2:49.801		92.26	2.836	13:01:23.666
4 -	49.054	124.9	1:15.956	89.1	IN PIT		3:00.577	**P**	86.76	13.612	13:04:24.243
5 -	OUTLAP	126.1	1:15.217	89.0	42.964	84.9	3:48.569		68.54	1:01.604	13:08:12.812
6 -	49.044	120.9	1:15.622	82.6	43.832	85.1	2:48.498	**(3)**	92.98	1.533	13:11:01.310
7 -	48.243	***129.5***	1:17.333	88.7	***42.734***	85.0	2:48.310	**(2)**	93.08	1.345	13:13:49.620
8 -	***47.706***	120.2	1:15.854	88.8	43.405	83.8	***2:46.965***	**(1)**	***93.83***		***13:16:36.585***
9 -	47.852	129.0	***1:14.960***	89.3	IN PIT		2:57.520	**P**	88.25	10.555	13:19:34.105

P15 93 420R Mike EVANS — Caterham 420R -

IDEAL LAP TIME : BEST LAP TIME : 2:47.038 DIFFERENCE :

LAP	SECTOR 1		SECTOR 2		SECTOR 3		LAP TIME		MPH	DIFF	TIME OF DAY
1 -							2:56.403		88.81	9.365	12:59:05.668
2 -							2:52.150		91.01	5.112	13:01:57.818
3 -							2:49.805		92.26	2.767	13:04:47.623
4 -							8:33.276		30.52	5:46.238	13:13:20.899
5 -							2:47.509	**(3)**	93.53	0.471	13:16:08.408
6 -							***2:47.038***	**(1)**	***93.79***		***13:18:55.446***
7 -							2:47.373	**(2)**	93.60	0.335	13:21:42.819

P16 53 420R Matthew WELCH — Caterham 420R -

IDEAL LAP TIME : 2:46.316 BEST LAP TIME : 2:47.248 DIFFERENCE : 0.932

LAP	SECTOR 1		SECTOR 2		SECTOR 3		LAP TIME		MPH	DIFF	TIME OF DAY
1 -	49.667	124.0	1:17.445	89.5	43.725	***86.8***	2:50.837		91.71	3.589	12:56:42.043
2 -	49.554	126.6	1:17.790	88.8	44.080	81.6	2:51.424		91.39	4.176	12:59:33.467
3 -	49.456	124.5	1:18.825	89.3	47.866	84.9	2:56.147		88.94	8.899	13:02:29.614
4 -	49.494	123.5	1:16.814	89.2	45.153	85.7	2:51.461		91.37	4.213	13:05:21.075
5 -	49.268	127.8	1:15.590	89.7	43.757	86.7	2:48.615	**(2)**	92.91	1.367	13:08:09.690
6 -	51.219	128.3	1:16.361	82.6	***43.333***	86.1	2:50.913		91.66	3.665	13:11:00.603
7 -	49.008	122.9	1:18.451	86.3	44.162	85.8	2:51.621		91.29	4.373	13:13:52.224
8 -	48.960	125.6	1:14.929	***89.8***	43.359	85.5	***2:47.248***	**(1)**	***93.67***		***13:16:39.472***
9 -	49.976	***128.8***	***1:14.560***	89.5	44.307	85.3	2:48.843	**(3)**	92.79	1.595	13:19:28.315
10 -	***48.423***	127.8	1:18.343	89.2	IN PIT		3:02.889	**P**	85.66	15.641	13:22:31.204

P17 73 420R Douglas THAIN — Caterham 420R -

IDEAL LAP TIME : 2:49.270 BEST LAP TIME : 2:49.818 DIFFERENCE : 0.548

LAP	SECTOR 1		SECTOR 2		SECTOR 3		LAP TIME		MPH	DIFF	TIME OF DAY
1 -	48.838	***129.0***	1:16.196	***90.6***	44.784	***87.7***	***2:49.818***	**(1)**	***92.26***		***12:56:22.239***
2 -	49.539	127.8	***1:16.010***	83.7	45.006	86.2	2:50.555	**(2)**	91.86	0.737	12:59:12.794

Weather / Track : Sunny / Dry

Spa-Francorchamps
Circuit Length = 4.3520 miles
Start: 12:50 Flag 13:20 End: 13:24

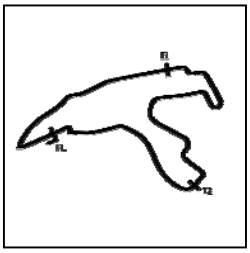

Avon Tyres Seven 420R & Santander Caterham Seven 310R Championships

TESTING 2 - SECTOR ANALYSIS

SECTOR 1 = FL to I1, SECTOR 2 = I1 to I2, SECTOR 3 = I2 to FL, DIFF = Difference To Personal Best Lap, P = Crossed Finish Line in Pit Lane, D = Time Disallowed

P18 91 310R Lee BRISTOW

Caterham 310R -

IDEAL LAP TIME : 2:49.124 BEST LAP TIME : 2:50.097 DIFFERENCE : 0.973

LAP	SECTOR 1		SECTOR 2		SECTOR 3		LAP TIME	MPH	DIFF	TIME OF DAY
1 -	50.561	116.9	1:16.419	86.0	44.790	79.3	2:51.770 (3)	91.21	1.673	12:56:08.463
2 -	50.579	117.1	1:17.015	83.1	45.059	76.6	2:52.653	90.74	2.556	12:59:01.116
3 -	51.140	118.5	1:16.815	85.4	44.531	79.7	2:52.486	90.83	2.389	13:01:53.602
4 -	50.394	117.1	1:15.846	***86.3***	46.673	79.4	2:52.913	90.60	2.816	13:04:46.515
5 -	49.847	122.9	1:24.027	77.4	49.598	58.8	3:03.472	85.39	13.375	13:07:49.987
6 -	52.323	120.0	1:15.965	85.2	44.384	79.3	2:52.672	90.73	2.575	13:10:42.659
7 -	50.363	117.1	***1:15.442***	86.0	***44.292***	***81.4***	***2:50.097*** **(1)**	***92.10***		***13:13:32.756***
8 -	***49.390***	***124.5***	1:16.502	85.0	45.100	80.7	2:50.992 **(2)**	91.62	0.895	13:16:23.748
9 -	50.833	104.5	1:19.067	85.4	45.293	80.4	2:55.193	89.42	5.096	13:19:18.941
10 -	50.018	121.1	1:28.145	77.1	50.941	65.0	3:09.104	82.85	19.007	13:22:28.045

P19 71 310R Alan COOPER

Caterham 310R -

IDEAL LAP TIME : 2:50.089 BEST LAP TIME : 2:50.441 DIFFERENCE : 0.352

LAP	SECTOR 1		SECTOR 2		SECTOR 3		LAP TIME	MPH	DIFF	TIME OF DAY
1 -	49.973	117.1	1:16.524	87.1	44.537	***82.3***	2:51.034 **(3)**	91.60	0.593	12:56:30.967
2 -	***49.342***	121.5	***1:16.316***	86.5	44.783	81.7	***2:50.441*** **(1)**	***91.92***		***12:59:21.408***
3 -	49.471	121.7	1:16.818	86.7	44.542	81.6	2:50.831 **(2)**	91.71	0.390	13:02:12.239
4 -	50.360	116.9	1:17.303	87.2	45.689	81.8	2:53.352	90.37	2.911	13:05:05.591
5 -	49.576	***123.1***	1:17.393	86.4	44.753	81.2	2:51.722	91.23	1.281	13:07:57.313
6 -	51.108	113.9	1:16.796	86.9	44.799	80.7	2:52.703	90.71	2.262	13:10:50.016
7 -	50.848	116.5	1:16.990	87.0	***44.431***	80.9	2:52.269	90.94	1.828	13:13:42.285
8 -	50.341	116.5	1:16.742	86.1	44.799	80.6	2:51.882	91.15	1.441	13:16:34.167
9 -	50.602	116.7	1:17.222	85.8	44.757	80.8	2:52.581	90.78	2.140	13:19:26.748
10 -	50.179	119.6	1:18.538	***87.6***	44.946	79.7	2:53.663	90.21	3.222	13:22:20.411

P20 25 310R Jay MCCORMACK

Caterham 310R -

IDEAL LAP TIME : 2:49.568 BEST LAP TIME : 2:50.731 DIFFERENCE : 1.163

LAP	SECTOR 1		SECTOR 2		SECTOR 3		LAP TIME	MPH	DIFF	TIME OF DAY
1 -	50.785	116.3	1:21.353	85.2	46.904	82.0	2:59.042	87.50	8.311	12:56:23.393
2 -	49.739	118.9	1:16.950	86.3	45.253	81.4	2:51.942	91.12	1.211	12:59:15.335
3 -	58.933	117.1	1:18.066	84.5	48.184	81.8	3:05.183	84.60	14.452	13:02:20.518
4 -	***49.476***	120.0	1:19.698	86.3	48.598	81.2	2:57.772	88.13	7.041	13:05:18.290
5 -	49.892	119.1	***1:16.111***	86.8	44.728	81.8	***2:50.731*** **(1)**	***91.76***		***13:08:09.021***
6 -	52.409	***122.4***	1:25.892	82.6	46.493	81.1	3:04.794	84.78	14.063	13:11:13.815
7 -	49.876	119.8	1:31.328	83.7	46.528	81.0	3:07.732	83.45	17.001	13:14:21.547
8 -	50.420	116.7	1:16.165	86.2	44.186	80.3	2:50.771 **(2)**	91.74	0.040	13:17:12.318
9 -	50.748	120.6	1:16.498	86.8	***43.981***	81.5	2:51.227 **(3)**	91.50	0.496	13:20:03.545

P21 119 310R Donald HENSHALL

Caterham 310R -

IDEAL LAP TIME : 2:50.060 BEST LAP TIME : 2:50.853 DIFFERENCE : 0.793

LAP	SECTOR 1		SECTOR 2		SECTOR 3		LAP TIME	MPH	DIFF	TIME OF DAY
1 -	50.984	115.9	1:16.678	84.0	44.640	78.6	2:52.302	90.93	1.449	12:55:35.999
2 -	***49.512***	***124.2***	1:17.175	85.2	***44.166***	79.8	***2:50.853*** **(1)**	***91.70***		***12:58:26.852***
3 -	50.377	116.9	1:17.540	83.8	45.061	79.4	2:52.978	90.57	2.125	13:01:19.830
4 -	50.927	116.7	1:17.663	84.9	47.567	78.4	2:56.157	88.94	5.304	13:04:15.987
5 -	51.247	116.5	1:17.945	84.2	44.591	***80.5***	2:53.783	90.15	2.930	13:07:09.770
6 -	50.443	116.7	1:16.626	86.2	44.195	***80.5***	2:51.264 **(2)**	91.48	0.411	13:10:01.034
7 -	50.441	116.7	1:16.751	83.2	45.072	79.2	2:52.264 **(3)**	90.95	1.411	13:12:53.298
8 -	50.894	115.9	1:17.254	85.3	44.761	78.5	2:52.909	90.61	2.056	13:15:46.207
9 -	50.923	116.9	1:17.287	84.3	45.060	78.5	2:53.270	90.42	2.417	13:18:39.477
10 -	50.741	120.2	1:16.940	85.3	44.730	78.5	2:52.411	90.87	1.558	13:21:31.888

Weather / Track : Sunny / Dry

Spa-Francorchamps
Circuit Length = 4.3520 miles
Start: 12:50 Flag 13:20 End: 13:24

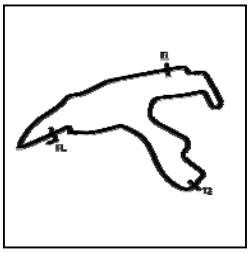

Avon Tyres Seven 420R & Santander Caterham Seven 310R Championships

TESTING 2 - SECTOR ANALYSIS

SECTOR 1 = FL to I1, SECTOR 2 = I1 to I2, SECTOR 3 = I2 to FL, DIFF = Difference To Personal Best Lap, P = Crossed Finish Line in Pit Lane, D = Time Disallowed

P22 48 310R Tom GRENSINGER

Caterham 310R -

IDEAL LAP TIME : 2:51.011 BEST LAP TIME : 2:51.155 DIFFERENCE : 0.144

LAP	SECTOR 1		SECTOR 2		SECTOR 3		LAP TIME		MPH	DIFF	TIME OF DAY
1 -	51.221	113.9	1:16.382	85.8	45.870	80.5	2:53.473		90.31	2.318	12:58:34.958
2 -	50.749	116.7	***1:16.143***	86.8	***44.263***	***81.6***	***2:51.155***	**(1)**	***91.53***		***13:01:26.113***
3 -	51.260	115.9	1:16.416	85.2	45.355	79.4	2:53.031		90.54	1.876	13:04:19.144
4 -	50.835	116.3	1:16.427	***87.7***	45.076	76.9	2:52.338		90.91	1.183	13:07:11.482
5 -	50.868	115.7	1:16.295	86.2	44.954	79.5	2:52.117	**(3)**	91.02	0.962	13:10:03.599
6 -	***50.605***	***118.1***	1:16.540	85.8	44.781	79.5	2:51.926	**(2)**	91.12	0.771	13:12:55.525
7 -	50.825	114.7	1:16.522	86.1	45.197	71.9	2:52.544		90.80	1.389	13:15:48.069
8 -	55.084	111.8	1:19.307	77.2	IN PIT		3:09.152	**P**	82.83	17.997	13:18:57.221

P23 11 310R Andrew PERRY

Caterham 310R - DPR Motorsport

IDEAL LAP TIME : 2:50.384 BEST LAP TIME : 2:51.571 DIFFERENCE : 1.187

LAP	SECTOR 1		SECTOR 2		SECTOR 3		LAP TIME		MPH	DIFF	TIME OF DAY
1 -	50.572	121.3	1:17.748	86.7	45.243	82.2	2:53.563		90.26	1.992	12:56:18.676
2 -	50.989	117.7	1:17.780	86.2	47.654	81.2	2:56.423		88.80	4.852	12:59:15.099
3 -	49.530	120.2	1:16.817	***87.3***	45.356	***82.9***	2:51.703	**(2)**	91.24	0.132	13:02:06.802
4 -	50.893	118.9	1:19.909	76.7	47.290	81.9	2:58.092		87.97	6.521	13:05:04.894
5 -	50.316	116.9	1:17.715	86.4	44.771	81.9	2:52.802		90.66	1.231	13:07:57.696
6 -	50.621	117.9	***1:16.661***	86.2	47.180	81.1	2:54.462		89.80	2.891	13:10:52.158
7 -	***49.346***	***125.6***	1:17.100		49.153	75.4	2:55.599		89.22	4.028	13:13:47.757
8 -	50.240	120.2	1:16.954	85.5	***44.377***	82.5	***2:51.571***	**(1)**	***91.31***		***13:16:39.328***
9 -	50.453	120.2	1:16.697	84.3	45.336	81.5	2:52.486		90.83	0.915	13:19:31.814
10 -	50.437	115.7	1:16.788	85.8	45.010	80.5	2:52.235	**(3)**	90.96	0.664	13:22:24.049

P24 115 310R David YATES

Caterham 310R -

IDEAL LAP TIME : 2:50.967 BEST LAP TIME : 2:51.620 DIFFERENCE : 0.653

LAP	SECTOR 1		SECTOR 2		SECTOR 3		LAP TIME		MPH	DIFF	TIME OF DAY
1 -	50.325	***118.9***	1:17.272	85.0	44.398	81.5	2:51.995		91.09	0.375	12:55:37.938
2 -	50.615	116.9	***1:16.654***	86.2	44.961	80.5	2:52.230		90.96	0.610	12:58:30.168
3 -	50.701	115.7	1:20.336	86.2	44.725	80.9	2:55.762		89.14	4.142	13:01:25.930
4 -	52.361	117.9	1:16.796	84.9	45.149	80.9	2:54.306		89.88	2.686	13:04:20.236
5 -	***50.008***	115.9	1:17.031	86.3	44.640	81.2	2:51.679	**(2)**	91.26	0.059	13:07:11.915
6 -	50.416	115.1	1:16.969	***86.5***	44.715	81.2	2:52.100		91.03	0.480	13:10:04.015
7 -	50.195	116.5	1:17.029	***86.5***	44.607	***81.8***	2:51.831	**(3)**	91.17	0.211	13:12:55.846
8 -	50.538	112.5	1:17.992	86.4	44.503	81.7	2:53.033		90.54	1.413	13:15:48.879
9 -	50.616	116.1	1:16.665	86.2	44.777	81.1	2:52.058		91.05	0.438	13:18:40.937
10 -	50.139	116.9	1:17.176	85.3	***44.305***	81.2	***2:51.620***	**(1)**	***91.29***		***13:21:32.557***

P25 27 310R Matt TOPHAM

Caterham 310R -

IDEAL LAP TIME : BEST LAP TIME : 2:51.793 DIFFERENCE :

LAP	SECTOR 1		SECTOR 2		SECTOR 3		LAP TIME		MPH	DIFF	TIME OF DAY
1 -							2:54.573		89.74	2.780	12:56:21.470
2 -							2:52.848	**(2)**	90.64	1.055	12:59:14.318
3 -							2:53.398		90.35	1.605	13:02:07.716
4 -							2:54.990		89.53	3.197	13:05:02.706
5 -							2:53.371		90.36	1.578	13:07:56.077
6 -							2:54.613		89.72	2.820	13:10:50.690
7 -							2:55.423		89.31	3.630	13:13:46.113
8 -							2:53.091	**(3)**	90.51	1.298	13:16:39.204
9 -							2:53.252		90.43	1.459	13:19:32.456
10 -							***2:51.793***	**(1)**	***91.19***		***13:22:24.249***

Spa-Francorchamps
Circuit Length = 4.3520 miles
Start: 12:50 Flag 13:20 End: 13:24

Weather / Track : Sunny / Dry

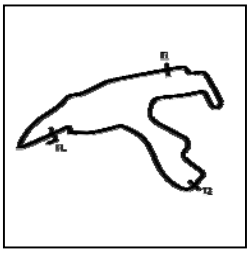

Avon Tyres Seven 420R & Santander Caterham Seven 310R Championships

TESTING 2 - SECTOR ANALYSIS

SECTOR 1 = FL to I1, SECTOR 2 = I1 to I2, SECTOR 3 = I2 to FL, DIFF = Difference To Personal Best Lap, P = Crossed Finish Line in Pit Lane, D = Time Disallowed

P26 28 310R Harry SENIOR — Caterham 310R -

IDEAL LAP TIME : 2:51.389 BEST LAP TIME : 2:52.060 DIFFERENCE : 0.671

LAP	SECTOR 1		SECTOR 2		SECTOR 3		LAP TIME		MPH	DIFF	TIME OF DAY
1 -	***50.244***	118.3	1:16.951	***87.2***	44.865	80.7	***2:52.060***	**(1)**	***91.05***		***12:55:57.777***
2 -	51.089	116.7	1:17.296	83.9	45.982	80.9	2:54.367		89.85	2.307	12:58:52.144
3 -	51.316	***122.4***	1:26.386	85.5	45.293	77.0	3:02.995		85.61	10.935	13:01:55.139
4 -	51.085	114.9	1:17.488	84.6	45.257	79.7	2:53.830		90.13	1.770	13:04:48.969
5 -	50.261	119.1	***1:16.867***	84.8	45.178	79.7	2:52.306	**(2)**	90.92	0.246	13:07:41.275
6 -	50.259	119.4	1:18.935	84.6	44.756	***81.9***	2:53.950		90.06	1.890	13:10:35.225
7 -	50.967	117.3	1:19.153	84.5	45.084	80.8	2:55.204		89.42	3.144	13:13:30.429
8 -	51.485	115.3	1:17.092	85.4	***44.278***	79.6	2:52.855	**(3)**	90.63	0.795	13:16:23.284
9 -	50.723	112.0	1:17.460	84.2	44.884	79.7	2:53.067		90.52	1.007	13:19:16.351
10 -	52.690	108.0	1:17.724	83.9	IN PIT		3:06.961	**P**	83.80	14.901	13:22:23.312

P27 88 310R Pete WALTERS — Caterham 310R -

IDEAL LAP TIME : 2:51.063 BEST LAP TIME : 2:52.060 DIFFERENCE : 0.997

LAP	SECTOR 1		SECTOR 2		SECTOR 3		LAP TIME		MPH	DIFF	TIME OF DAY
1 -	50.286	122.4	1:17.473	84.8	***44.886***	79.6	2:52.645		90.74	0.585	12:56:18.105
2 -	51.556	116.3	1:17.521	84.6	46.388	80.4	2:55.465		89.29	3.405	12:59:13.570
3 -	50.231	116.7	1:17.168	83.7	45.707	80.5	2:53.106		90.50	1.046	13:02:06.676
4 -	51.059	***125.4***	1:16.445	85.0	44.904	79.2	2:52.408	**(2)**	90.87	0.348	13:04:59.084
5 -	50.668	116.5	1:16.440	84.2	44.952	80.3	***2:52.060***	**(1)**	***91.05***		***13:07:51.144***
6 -	50.570	116.5	1:16.309	84.4	45.591	77.9	2:52.470	**(3)**	90.84	0.410	13:10:43.614
7 -	***50.068***	118.1	***1:16.109***	85.5	IN PIT		3:00.426	**P**	86.83	8.366	13:13:44.040

P28 74 310R James BEARDWELL — Caterham 310R -

IDEAL LAP TIME : 2:50.789 BEST LAP TIME : 2:52.088 DIFFERENCE : 1.299

LAP	SECTOR 1		SECTOR 2		SECTOR 3		LAP TIME		MPH	DIFF	TIME OF DAY
1 -	50.814	116.7	1:17.665	***85.9***	44.975	***80.2***	2:53.454		90.32	1.366	12:56:34.470
2 -	49.968	121.3	***1:16.643***	84.6	45.477	77.9	***2:52.088***	**(1)**	***91.04***		***12:59:26.558***
3 -	50.878	116.7	1:17.285	85.4	44.906	79.2	2:53.069	**(3)**	90.52	0.981	13:02:19.627
4 -	50.387	115.7	1:19.296	***85.9***	47.263	78.3	2:56.946		88.54	4.858	13:05:16.573
5 -	50.141	***124.7***	1:17.165	84.9	45.678	80.1	2:52.984	**(2)**	90.57	0.896	13:08:09.557
6 -	53.004	117.3	1:17.357	83.4	45.007	77.9	2:55.368		89.34	3.280	13:11:04.925
7 -	50.883	116.7	1:17.695	84.9	44.904	77.6	2:53.482		90.31	1.394	13:13:58.407
8 -	50.797	116.5	1:18.292	***85.9***	***44.368***	79.7	2:53.457		90.32	1.369	13:16:51.864
9 -	***49.778***	123.5	1:18.904	84.2	48.571	78.9	2:57.253		88.39	5.165	13:19:49.117
10 -	51.115	115.7	1:24.008	84.8	44.917	72.2	3:00.040		87.02	7.952	13:22:49.157

P29 110 310R John SHIVERAL — Caterham 310R -

IDEAL LAP TIME : 2:52.005 BEST LAP TIME : 2:52.119 DIFFERENCE : 0.114

LAP	SECTOR 1		SECTOR 2		SECTOR 3		LAP TIME		MPH	DIFF	TIME OF DAY
1 -	51.619	115.3	1:17.134	84.5	45.454	79.7	2:54.207		89.93	2.088	12:56:59.858
2 -	51.186	115.7	1:16.994	85.8	45.339	***81.3***	2:53.519		90.29	1.400	12:59:53.377
3 -	51.860	116.3	1:17.164	85.2	45.896	79.7	2:54.920		89.56	2.801	13:02:48.297
4 -	51.107	116.1	1:17.161	86.5	45.065	80.4	2:53.333		90.38	1.214	13:05:41.630
5 -	50.792	116.5	1:18.081	80.2	45.788	80.4	2:54.661		89.70	2.542	13:08:36.291
6 -	50.749	114.7	1:16.957	85.7	46.356	80.0	2:54.062		90.01	1.943	13:11:30.353
7 -	50.999	116.1	***1:16.879***	84.8	45.009	80.7	2:52.887	**(2)**	90.62	0.768	13:14:23.240
8 -	50.457	116.9	1:17.571	***86.7***	44.904	80.6	2:52.932	**(3)**	90.59	0.813	13:17:16.172
9 -	***50.294***	***117.7***	1:16.993	85.4	***44.832***	81.2	***2:52.119***	**(1)**	***91.02***		***13:20:08.291***

Weather / Track : Sunny / Dry

Spa-Francorchamps
Circuit Length = 4.3520 miles
Start: 12:50 Flag 13:20 End: 13:24

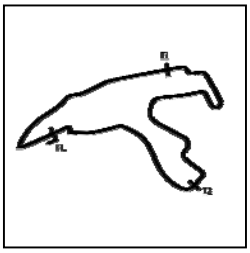

Avon Tyres Seven 420R & Santander Caterham Seven 310R Championships

TESTING 2 - SECTOR ANALYSIS

SECTOR 1 = FL to I1, SECTOR 2 = I1 to I2, SECTOR 3 = I2 to FL, DIFF = Difference To Personal Best Lap, P = Crossed Finish Line in Pit Lane, D = Time Disallowed

P30 66 310R Jake SWANN-DIXON Caterham 310R -

IDEAL LAP TIME : 2:51.288 BEST LAP TIME : 2:52.253 DIFFERENCE : 0.965

LAP	SECTOR 1		SECTOR 2		SECTOR 3		LAP TIME		MPH	DIFF	TIME OF DAY
1 -	51.211	110.5	1:20.831	***86.4***	45.209	81.3	2:57.251		88.39	4.998	12:56:00.896
2 -	50.671	118.5	1:19.673	86.2	45.255	79.8	2:55.599		89.22	3.346	12:58:56.495
3 -	50.611	118.7	1:18.537	85.2	45.142	79.7	2:54.290	**(3)**	89.89	2.037	13:01:50.785
4 -	50.874	115.7	1:17.498	86.0	46.265	80.7	2:54.637		89.71	2.384	13:04:45.422
5 -	***49.730***	117.9	1:18.506	85.7	46.423	79.8	2:54.659		89.70	2.406	13:07:40.081
6 -	50.926	107.3	1:18.709	85.3	45.234	***81.6***	2:54.869		89.59	2.616	13:10:34.950
7 -	51.336	107.0	1:20.606	85.1	45.247	80.8	2:57.189		88.42	4.936	13:13:32.139
8 -	50.636	115.9	1:18.998	85.8	45.643	80.2	2:55.277		89.38	3.024	13:16:27.416
9 -	50.761	116.3	1:17.302	85.8	***44.443***	81.5	2:52.506	**(2)**	90.82	0.253	13:19:19.922
10 -	50.276	***119.4***	***1:17.115***	86.0	44.862	78.8	***2:52.253***	**(1)**	***90.95***		***13:22:12.175***

P31 77 310R Gordon SAWYER Caterham 310R - DPR Motorsport

IDEAL LAP TIME : BEST LAP TIME : 2:52.281 DIFFERENCE :

LAP	SECTOR 1		SECTOR 2		SECTOR 3		LAP TIME		MPH	DIFF	TIME OF DAY
1 -							5:44.358		45.49	2:52.077	12:59:21.737
2 -							2:53.470		90.31	1.189	13:02:15.207
3 -							2:57.080		88.47	4.799	13:05:12.287
4 -							2:53.927		90.08	1.646	13:08:06.214
5 -							2:52.669	**(3)**	90.73	0.388	13:10:58.883
6 -							***2:52.281***	**(1)**	***90.94***		***13:13:51.164***
7 -							2:52.326	**(2)**	90.91	0.045	13:16:43.490
8 -							2:54.252		89.91	1.971	13:19:37.742

P32 30 310R Ben GILLIAS Caterham 310R -

IDEAL LAP TIME : 2:51.430 BEST LAP TIME : 2:53.166 DIFFERENCE : 1.736

LAP	SECTOR 1		SECTOR 2		SECTOR 3		LAP TIME		MPH	DIFF	TIME OF DAY
1 -	51.350	115.3	1:18.547	84.7	45.115	79.5	2:55.012		89.52	1.846	12:55:59.762
2 -	50.958	116.3	1:17.930	84.5	45.221	78.9	2:54.109		89.98	0.943	12:58:53.871
3 -	50.697	118.3	1:24.036	83.6	45.504	79.8	3:00.237		86.92	7.071	13:01:54.108
4 -	50.115	118.7	1:17.141	84.4	45.910	78.6	***2:53.166***	**(1)**	***90.47***		***13:04:47.274***
5 -	51.048	116.9	1:17.610	83.1	45.804	80.4	2:54.462		89.80	1.296	13:07:41.736
6 -	52.968	117.1	***1:16.849***	***85.9***	***44.752***	***81.2***	2:54.569		89.74	1.403	13:10:36.305
7 -	***49.829***	***119.1***	1:19.068	85.1	44.791	79.4	2:53.688	**(2)**	90.20	0.522	13:13:29.993
8 -	51.906	112.0	1:17.750	84.0	44.875	79.5	2:54.531		89.76	1.365	13:16:24.524
9 -	50.739	115.9	1:19.239	84.8	45.209	77.8	2:55.187		89.43	2.021	13:19:19.711
10 -	50.715	116.5	1:17.512	84.3	45.860	77.2	2:54.087	**(3)**	89.99	0.921	13:22:13.798

P33 6 310R Richard LAMBERT Caterham 310R - Axtrom Ltd

IDEAL LAP TIME : 2:52.283 BEST LAP TIME : 2:53.168 DIFFERENCE : 0.885

LAP	SECTOR 1		SECTOR 2		SECTOR 3		LAP TIME		MPH	DIFF	TIME OF DAY
1 -	50.428	116.1	1:17.938	84.3	45.352	***81.5***	2:53.718	**(3)**	90.18	0.550	12:55:58.040
2 -	50.953	113.5	1:17.753	85.0	45.169	78.8	2:53.875		90.10	0.707	12:58:51.915
3 -	51.210	120.6	***1:16.954***	***85.4***	45.004	79.0	***2:53.168***	**(1)**	***90.47***		***13:01:45.083***
4 -	50.731	***120.9***	1:18.378	82.4	IN PIT		3:05.530	**P**	84.44	12.362	13:04:50.613
5 -	OUTLAP	117.9	1:18.617	85.1	***44.907***	80.2	3:35.681		72.64	42.513	13:08:26.294
6 -	***50.422***	119.4	1:17.784	83.7	45.439	80.2	2:53.645	**(2)**	90.22	0.477	13:11:19.939
7 -	50.830	117.1	1:18.117	84.6	45.531	78.9	2:54.478		89.79	1.310	13:14:14.417
8 -	51.213	115.3	1:17.753	83.9	45.456	77.5	2:54.422		89.82	1.254	13:17:08.839
9 -	51.048	116.5	1:17.790	83.1	45.769	79.4	2:54.607		89.73	1.439	13:20:03.446

Weather / Track : Sunny / Dry

Spa-Francorchamps
Circuit Length = 4.3520 miles
Start: 12:50 Flag 13:20 End: 13:24

Avon Tyres Seven 420R & Santander Caterham Seven 310R Championships

TESTING 2 - SECTOR ANALYSIS

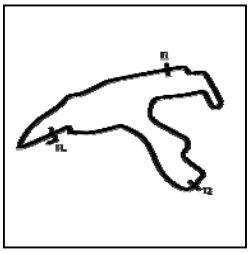

SECTOR 1 = FL to I1, SECTOR 2 = I1 to I2, SECTOR 3 = I2 to FL, DIFF = Difference To Personal Best Lap, P = Crossed Finish Line in Pit Lane, D = Time Disallowed

P34 153 310R Mark ROBERTS

Caterham 310R -

IDEAL LAP TIME : 2:52.471 BEST LAP TIME : 2:53.170 DIFFERENCE : 0.699

LAP	SECTOR 1		SECTOR 2		SECTOR 3		LAP TIME		MPH	DIFF	TIME OF DAY
1 -	50.763	116.5	1:20.215	***86.5***	45.706	***81.7***	2:56.684		88.67	3.514	12:56:11.345
2 -	50.459	111.8	1:19.567	82.4	45.412	79.7	2:55.438	**(3)**	89.30	2.268	12:59:06.783
3 -	50.445	117.1	1:19.265	74.4	49.465	81.4	2:59.175		87.44	6.005	13:02:05.958
4 -	51.834	113.9	1:18.626	86.0	45.277	79.8	2:55.737		89.15	2.567	13:05:01.695
5 -	50.700	116.7	1:21.305	86.0	***44.630***	81.2	2:56.635		88.69	3.465	13:07:58.330
6 -	50.244	114.1	***1:17.820***	***86.5***	45.106	80.3	***2:53.170***	**(1)**	***90.47***		***13:10:51.500***
7 -	***50.021***	***119.4***	1:18.718	86.3	46.236	81.4	2:54.975	**(2)**	89.54	1.805	13:13:46.475
8 -	50.533	110.9	1:18.470	***86.5***	IN PIT		3:06.162	**P**	84.16	12.992	13:16:52.637

P35 8 310R Simon SHARROCK

Caterham 310R -

IDEAL LAP TIME : 2:52.613 BEST LAP TIME : 2:53.238 DIFFERENCE : 0.625

LAP	SECTOR 1		SECTOR 2		SECTOR 3		LAP TIME		MPH	DIFF	TIME OF DAY
1 -	50.902	116.3	***1:17.533***	86.1	45.433	80.5	2:53.868		90.11	0.630	12:56:47.367
2 -	50.675	116.9	1:17.667	86.2	45.377	79.6	2:53.719	**(2)**	90.18	0.481	12:59:41.086
3 -	***50.502***	***117.1***	1:17.810	85.8	44.926	79.6	***2:53.238***	**(1)**	***90.43***		***13:02:34.324***
4 -	51.039	116.7	1:18.713	84.8	45.311	80.0	2:55.063		89.49	1.825	13:05:29.387
5 -	50.556	116.7	1:17.939	85.7	45.246	79.1	2:53.741		90.17	0.503	13:08:23.128
6 -	50.568	116.7	1:17.847	86.5	45.320	79.6	2:53.735	**(3)**	90.18	0.497	13:11:16.863
7 -	51.307	116.7	1:19.508	85.2	45.661	79.5	2:56.476		88.77	3.238	13:14:13.339
8 -	50.891	116.7	1:19.625	86.5	45.292	***80.8***	2:55.808		89.11	2.570	13:17:09.147
9 -	50.720	116.1	1:18.640	***86.8***	***44.578***	79.7	2:53.938		90.07	0.700	13:20:03.085

P36 29 310R Tim CHILD

Caterham 310R -

IDEAL LAP TIME : 2:52.757 BEST LAP TIME : 2:53.454 DIFFERENCE : 0.697

LAP	SECTOR 1		SECTOR 2		SECTOR 3		LAP TIME		MPH	DIFF	TIME OF DAY
1 -	50.831	110.3	1:18.269	***86.5***	45.263	80.2	2:54.363		89.85	0.909	12:56:33.604
2 -	50.935	112.5	***1:17.529***	85.9	44.990	81.0	***2:53.454***	**(1)**	***90.32***		***12:59:27.058***
3 -	50.556	110.9	1:18.745	84.5	45.519	77.5	2:54.820		89.62	1.366	13:02:21.878
4 -	50.539	***117.1***	1:17.987	85.7	49.912	79.3	2:58.438		87.80	4.984	13:05:20.316
5 -	50.643	***117.1***	1:18.575	85.3	44.978	79.8	2:54.196		89.94	0.742	13:08:14.512
6 -	50.737	116.9	1:20.879	85.3	45.662	80.3	2:57.278		88.37	3.824	13:11:11.790
7 -	***50.517***	116.9	1:17.689	82.6	45.332	78.7	2:53.538	**(3)**	90.28	0.084	13:14:05.328
8 -	50.557	116.1	1:17.689	84.9	47.192	80.9	2:55.438		89.30	1.984	13:17:00.766
9 -	50.599	116.9	1:19.585	85.0	45.247	81.0	2:55.431		89.30	1.977	13:19:56.197
10 -	51.166	***117.1***	1:17.594	85.8	***44.711***	***81.1***	2:53.471	**(2)**	90.31	0.017	13:22:49.668

P37 51 310R Mark DAVIES

Caterham 310R -

IDEAL LAP TIME : 2:53.532 BEST LAP TIME : 2:53.550 DIFFERENCE : 0.018

LAP	SECTOR 1		SECTOR 2		SECTOR 3		LAP TIME		MPH	DIFF	TIME OF DAY
1 -	51.871	116.9	1:19.928	84.5	45.585	80.0	2:57.384		88.32	3.834	12:56:16.680
2 -	52.178	113.5	1:20.336	85.8	46.600	***81.2***	2:59.114		87.47	5.564	12:59:15.794
3 -	51.324	116.5	1:19.565	85.7	46.302	80.8	2:57.191		88.42	3.641	13:02:12.985
4 -	51.148	116.5	***1:18.276***	85.2	45.637	80.3	2:55.061	**(3)**	89.49	1.511	13:05:08.046
5 -	***50.528***	115.5	1:18.294	84.9	***44.728***	80.3	***2:53.550***	**(1)**	***90.27***		***13:08:01.596***
6 -	51.030	116.9	1:18.317	86.2	45.608	80.8	2:54.955	**(2)**	89.55	1.405	13:10:56.551
7 -	51.236	116.7	1:20.948	85.4	45.644	79.5	2:57.828		88.10	4.278	13:13:54.379
8 -	50.643	***118.5***	1:19.567	85.5	45.174	79.0	2:55.384		89.33	1.834	13:16:49.763
9 -	51.287	116.3	1:20.196	84.6	46.513	79.7	2:57.996		88.02	4.446	13:19:47.759
10 -	52.674	108.2	1:20.465	86.2	44.933	80.0	2:58.072		87.98	4.522	13:22:45.831

Weather / Track : Sunny / Dry

Spa-Francorchamps
Circuit Length = 4.3520 miles
Start: 12:50 Flag 13:20 End: 13:24

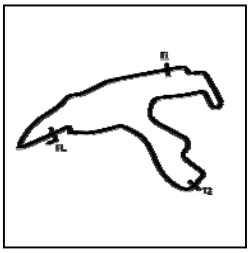

Avon Tyres Seven 420R & Santander Caterham Seven 310R Championships

TESTING 2 - SECTOR ANALYSIS

SECTOR 1 = FL to I1, SECTOR 2 = I1 to I2, SECTOR 3 = I2 to FL, DIFF = Difference To Personal Best Lap, P = Crossed Finish Line in Pit Lane, D = Time Disallowed

P38 21 310R Harry LANDY

Caterham 310R - DPR Motorsport

IDEAL LAP TIME : 2:52.341 BEST LAP TIME : 2:53.750 DIFFERENCE : 1.409

LAP	SECTOR 1		SECTOR 2		SECTOR 3		LAP TIME		MPH	DIFF	TIME OF DAY
1 -	50.830	116.5	1:18.549	85.1	45.743	79.0	2:55.122		89.46	1.372	12:56:29.734
2 -	50.719	110.5	1:18.725	85.8	45.321	80.1	2:54.765		89.64	1.015	12:59:24.499
3 -	***49.881***	***124.2***	1:18.400	86.7	45.469	80.2	***2:53.750***	**(1)**	***90.17***		***13:02:18.249***
4 -	50.928	116.7	1:19.646	84.9	45.528	81.1	2:56.102		88.96	2.352	13:05:14.351
5 -	50.096	117.9	1:18.793	86.4	44.892	80.9	2:53.781	**(2)**	90.15	0.031	13:08:08.132
6 -	51.152	118.9	***1:17.750***	85.3	45.122	81.1	2:54.024	**(3)**	90.03	0.274	13:11:02.156
7 -	51.072	116.9	1:18.532	85.5	***44.710***	80.7	2:54.314		89.88	0.564	13:13:56.470
8 -	50.077	118.7	1:20.577	85.7	46.273	79.3	2:56.927		88.55	3.177	13:16:53.397
9 -	50.423	118.1	1:18.101	***86.9***	46.598	***81.5***	2:55.122		89.46	1.372	13:19:48.519
10 -	51.736	113.5	1:19.761	85.5	45.398	79.1	2:56.895		88.56	3.145	13:22:45.414

P39 18 310R Dave BULLOCK

Caterham 310R -

IDEAL LAP TIME : 2:52.848 BEST LAP TIME : 2:53.853 DIFFERENCE : 1.005

LAP	SECTOR 1		SECTOR 2		SECTOR 3		LAP TIME		MPH	DIFF	TIME OF DAY
1 -	53.197	111.1	1:19.317	85.8	45.733	79.4	2:58.247		87.89	4.394	12:56:41.933
2 -	51.770	118.1	1:18.533	85.1	46.348	78.7	2:56.651		88.69	2.798	12:59:38.584
3 -	50.938	112.4	1:19.101	85.5	46.756	80.1	2:56.795		88.61	2.942	13:02:35.379
4 -	51.337	115.9	1:19.489	86.0	45.758	78.1	2:56.584		88.72	2.731	13:05:31.963
5 -	50.527	117.3	1:18.468	***86.5***	45.968	80.2	2:54.963		89.54	1.110	13:08:26.926
6 -	50.425	120.0	1:19.126	85.7	***45.039***	80.0	2:54.590	**(3)**	89.73	0.737	13:11:21.516
7 -	***49.833***	***122.2***	1:18.655	85.5	45.365	79.9	***2:53.853***	**(1)**	***90.11***		***13:14:15.369***
8 -	51.026	118.1	***1:17.976***	86.3	45.057	***81.3***	2:54.059	**(2)**	90.01	0.206	13:17:09.428
9 -	50.804	115.1	1:18.831	***86.5***	45.313	79.7	2:54.948		89.55	1.095	13:20:04.376

P40 38 310R Geoff PRICE

Caterham 310R -

IDEAL LAP TIME : 2:53.467 BEST LAP TIME : 2:53.891 DIFFERENCE : 0.424

LAP	SECTOR 1		SECTOR 2		SECTOR 3		LAP TIME		MPH	DIFF	TIME OF DAY
1 -	51.235	116.1	***1:17.688***	***86.1***	***44.968***	80.6	***2:53.891***	**(1)**	***90.09***		***12:56:21.890***
2 -	51.377	115.9	1:20.495	85.0	45.064	80.0	2:56.936		88.54	3.045	12:59:18.826
3 -	51.001	116.5	1:18.687	86.0	45.131	80.0	2:54.819	**(3)**	89.62	0.928	13:02:13.645
4 -	***50.811***	***118.7***	1:18.780	84.9	50.196	***80.8***	2:59.787		87.14	5.896	13:05:13.432
5 -	51.052	116.1	1:19.168	85.5	45.114	***80.8***	2:55.334		89.35	1.443	13:08:08.766
6 -	53.967	114.7	1:19.586	85.1	45.151	80.0	2:58.704		87.67	4.813	13:11:07.470
7 -	51.054	116.5	1:17.834	85.0	46.175	74.4	2:55.063		89.49	1.172	13:14:02.533
8 -	51.505	115.7	1:17.811	84.5	45.150	79.7	2:54.466	**(2)**	89.80	0.575	13:16:56.999
9 -	51.147	116.7	1:18.209	84.3	45.671	75.2	2:55.027		89.51	1.136	13:19:52.026
10 -	51.146	116.5	1:18.472	***86.1***	45.256	80.2	2:54.874		89.59	0.983	13:22:46.900

P41 13 310R Michael OREILLY

Caterham 310R -

IDEAL LAP TIME : 2:53.159 BEST LAP TIME : 2:53.895 DIFFERENCE : 0.736

LAP	SECTOR 1		SECTOR 2		SECTOR 3		LAP TIME		MPH	DIFF	TIME OF DAY
1 -	51.365	116.5	***1:17.872***	86.1	44.959	80.0	2:54.196	**(2)**	89.94	0.301	12:55:50.264
2 -	50.875	117.5	1:18.552	85.5	46.805	77.4	2:56.232		88.90	2.337	12:58:46.496
3 -	53.217	115.9	1:19.039	84.4	***44.890***	79.2	2:57.146		88.44	3.251	13:01:43.642
4 -	52.026	116.1	1:19.069	***86.2***	47.215	79.0	2:58.310		87.86	4.415	13:04:41.952
5 -	51.943	116.1	1:18.755	84.7	46.783	79.8	2:57.481		88.27	3.586	13:07:39.433
6 -	51.333	116.3	1:18.742	84.7	45.241	80.4	2:55.316	**(3)**	89.36	1.421	13:10:34.749
7 -	51.147	116.5	1:18.994	85.8	46.614	***81.2***	2:56.755		88.63	2.860	13:13:31.504
8 -	50.923	***118.7***	1:18.975	84.8	46.609	***81.2***	2:56.507		88.76	2.612	13:16:28.011
9 -	***50.397***	116.3	1:18.347	85.9	45.151	79.5	***2:53.895***	**(1)**	***90.09***		***13:19:21.906***
10 -	51.290	116.1	1:21.304	85.5	45.640	73.3	2:58.234		87.90	4.339	13:22:20.140

Weather / Track : Sunny / Dry

Spa-Francorchamps
Circuit Length = 4.3520 miles
Start: 12:50 Flag 13:20 End: 13:24

Avon Tyres Seven 420R & Santander Caterham Seven 310R Championships

TESTING 2 - SECTOR ANALYSIS

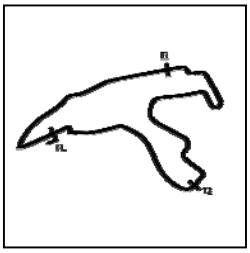

SECTOR 1 = FL to I1, SECTOR 2 = I1 to I2, SECTOR 3 = I2 to FL, DIFF = Difference To Personal Best Lap, P = Crossed Finish Line in Pit Lane, D = Time Disallowed

P42 12 310R Andy WHITTON — Caterham 310R -

IDEAL LAP TIME : 2:52.491 BEST LAP TIME : 2:54.036 DIFFERENCE : 1.545

LAP	SECTOR 1		SECTOR 2		SECTOR 3		LAP TIME		MPH	DIFF	TIME OF DAY
1 -	50.633	104.3	1:19.785	85.2	***44.549***	80.4	2:54.967		89.54	0.931	12:56:00.647
2 -	***50.181***	***122.2***	1:19.522	85.0	45.002	80.0	2:54.705	**(3)**	89.67	0.669	12:58:55.352
3 -	50.403	119.6	1:18.305	84.2	45.328	78.8	***2:54.036***	**(1)**	***90.02***		***13:01:49.388***
4 -	51.002	117.1	***1:17.761***	85.3	46.747	79.9	2:55.510		89.26	1.474	13:04:44.898
5 -	50.440	114.7	1:19.355	83.9	45.555	81.3	2:55.350		89.34	1.314	13:07:40.248
6 -	51.038	108.9	1:18.792	***86.5***	45.603	***81.5***	2:55.433		89.30	1.397	13:10:35.681
7 -	50.904	108.2	1:19.151	85.4	45.278	81.2	2:55.333		89.35	1.297	13:13:31.014
8 -	51.065	112.9	1:19.117	84.6	46.617	80.8	2:56.799		88.61	2.763	13:16:27.813
9 -	50.558	118.9	1:18.015	85.2	45.626	78.5	2:54.199	**(2)**	89.94	0.163	13:19:22.012
10 -	51.118	122.0	1:18.789	85.2	45.179	79.2	2:55.086		89.48	1.050	13:22:17.098

P43 70 310R Kevin COOPER — Caterham 310R -

IDEAL LAP TIME : 2:53.803 BEST LAP TIME : 2:54.137 DIFFERENCE : 0.334

LAP	SECTOR 1		SECTOR 2		SECTOR 3		LAP TIME		MPH	DIFF	TIME OF DAY
1 -	53.415	116.1	1:19.090	85.0	45.496	79.6	2:58.001		88.01	3.864	12:56:41.040
2 -	51.413	***120.0***	1:18.787	80.8	46.152	79.3	2:56.352		88.84	2.215	12:59:37.392
3 -	51.813	115.9	1:18.826	83.9	46.759	***80.8***	2:57.398		88.31	3.261	13:02:34.790
4 -	51.177	117.7	1:19.589	85.7	45.484	79.1	2:56.250		88.89	2.113	13:05:31.040
5 -	50.831	117.1	1:18.554	85.5	***45.166***	79.7	2:54.551	**(2)**	89.75	0.414	13:08:25.591
6 -	51.171	116.9	1:18.594	86.4	45.240	***80.8***	2:55.005	**(3)**	89.52	0.868	13:11:20.596
7 -	50.750	118.7	1:19.465	***87.0***	46.201	80.1	2:56.416		88.80	2.279	13:14:17.012
8 -	***50.718***	119.1	1:19.643	85.0	45.848	79.3	2:56.209		88.91	2.072	13:17:13.221
9 -	50.787	119.4	***1:17.919***	85.8	45.431	80.1	***2:54.137***	**(1)**	***89.97***		***13:20:07.358***

P44 67 310R Douglas CHRISTIE — Caterham 310R - DPR Motorsport

IDEAL LAP TIME : 2:54.322 BEST LAP TIME : 2:54.334 DIFFERENCE : 0.012

LAP	SECTOR 1		SECTOR 2		SECTOR 3		LAP TIME		MPH	DIFF	TIME OF DAY
1 -	51.266	111.8	1:20.662	83.1	46.571	78.2	2:58.499		87.77	4.165	12:55:57.458
2 -	51.956	113.3	1:23.865	84.6	IN PIT		3:12.742	**P**	81.28	18.408	12:59:10.200
3 -	OUTLAP	***117.1***	1:19.151	83.3	46.003	78.2	3:43.449		70.11	49.115	13:02:53.649
4 -	***51.126***	116.5	1:18.247	83.5	45.631	78.1	2:55.004	**(2)**	89.52	0.670	13:05:48.653
5 -	51.185	116.9	1:18.592	83.5	45.479	78.7	2:55.256		89.39	0.922	13:08:43.909
6 -	51.285	116.9	1:18.216	85.1	45.544	79.1	2:55.045	**(3)**	89.50	0.711	13:11:38.954
7 -	51.138	116.9	***1:17.933***	***85.5***	***45.263***	77.9	***2:54.334***	**(1)**	***89.87***		***13:14:33.288***
8 -	51.323	115.7	1:18.420	84.2	47.784	***79.6***	2:57.527		88.25	3.193	13:17:30.815
9 -	51.613	***117.1***	1:19.441	84.2	45.587	78.7	2:56.641		88.69	2.307	13:20:27.456

P45 144 310R David RIDLEY — Caterham 310R -

IDEAL LAP TIME : BEST LAP TIME : 2:54.496 DIFFERENCE :

LAP	SECTOR 1		SECTOR 2		SECTOR 3		LAP TIME		MPH	DIFF	TIME OF DAY
1 -							2:55.908		89.06	1.412	12:56:25.005
2 -							2:55.340	**(3)**	89.35	0.844	12:59:20.345
3 -							2:58.456		87.79	3.960	13:02:18.801
4 -							2:57.255		88.38	2.759	13:05:16.056
5 -							2:55.783		89.12	1.287	13:08:11.839
6 -							2:58.927		87.56	4.431	13:11:10.766
7 -							2:55.147	**(2)**	89.45	0.651	13:14:05.913
8 -							***2:54.496***	**(1)**	***89.78***		***13:17:00.409***
9 -							2:56.709		88.66	2.213	13:19:57.118
10 -							2:56.199		88.91	1.703	13:22:53.317

Weather / Track : Sunny / Dry

Spa-Francorchamps
Circuit Length = 4.3520 miles
Start: 12:50 Flag 13:20 End: 13:24

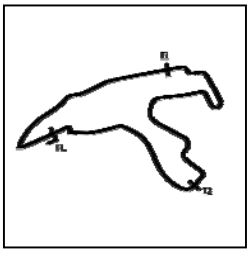

Avon Tyres Seven 420R & Santander Caterham Seven 310R Championships

TESTING 2 - SECTOR ANALYSIS

SECTOR 1 = FL to I1, SECTOR 2 = I1 to I2, SECTOR 3 = I2 to FL, DIFF = Difference To Personal Best Lap, P = Crossed Finish Line in Pit Lane, D = Time Disallowed

P46 52 310R Martin PRATT

Caterham 310R -

IDEAL LAP TIME : 2:53.447 BEST LAP TIME : 2:54.649 DIFFERENCE : 1.202

LAP	SECTOR 1		SECTOR 2		SECTOR 3		LAP TIME	MPH	DIFF	TIME OF DAY
1 -	52.504	115.9	***1:17.725***	86.0	***45.230***	76.9	2:55.459 **(3)**	89.29	0.810	12:56:04.164
2 -	50.798	119.8	1:19.833	84.9	46.085	77.7	2:56.716	88.65	2.067	12:59:00.880
3 -	51.572	110.7	1:21.575	82.1	51.751	76.6	3:04.898	84.73	10.249	13:02:05.778
4 -	54.731	116.1	1:18.927	84.7	47.862	78.1	3:01.520	86.31	6.871	13:05:07.298
5 -	51.061	116.9	1:18.208	84.7	46.184	78.6	2:55.453 **(2)**	89.29	0.804	13:08:02.751
6 -	51.277	116.9	1:17.731	85.4	45.641	***79.1***	***2:54.649*** **(1)**	***89.70***		***13:10:57.400***
7 -	***50.492***	***121.1***	1:19.886	***86.1***	46.407	77.9	2:56.785	88.62	2.136	13:13:54.185
8 -	50.889	114.3	1:19.876	***86.1***	46.267	77.7	2:57.032	88.50	2.383	13:16:51.217
9 -	50.529	117.7	1:19.900	85.8	48.161	78.1	2:58.590	87.72	3.941	13:19:49.807
10 -	50.903	114.1	1:20.543	85.4	46.631	67.4	2:58.077	87.98	3.428	13:22:47.884

P47 169 310R Steve EVANS

Caterham 310R -

IDEAL LAP TIME : 2:54.863 BEST LAP TIME : 2:55.046 DIFFERENCE : 0.183

LAP	SECTOR 1		SECTOR 2		SECTOR 3		LAP TIME	MPH	DIFF	TIME OF DAY
1 -	52.151	113.5	1:20.243	83.5	46.703	***80.1***	2:59.097	87.48	4.051	12:56:21.129
2 -	52.038	117.1	1:20.184	83.6	46.367	79.2	2:58.589	87.72	3.543	12:59:19.718
3 -	51.289	115.5	1:19.866	83.0	46.936	79.2	2:58.091	87.97	3.045	13:02:17.809
4 -	51.873	***120.9***	1:20.379	83.9	50.653	73.4	3:02.905	85.65	7.859	13:05:20.714
5 -	52.135	116.5	1:19.279	84.2	45.860	79.1	2:57.274 **(3)**	88.38	2.228	13:08:17.988
6 -	51.502	115.3	1:20.071	83.3	46.481	79.1	2:58.054	87.99	3.008	13:11:16.042
7 -	53.756	116.7	1:20.671	***86.4***	***45.629***	79.7	3:00.056	87.01	5.010	13:14:16.098
8 -	***50.991***	115.9	***1:18.243***	84.5	45.812	79.1	***2:55.046*** **(1)**	***89.50***		***13:17:11.144***
9 -	51.526	115.7	1:18.469	84.0	45.893	78.6	2:55.888 **(2)**	89.07	0.842	13:20:07.032

P48 50 310R Greg HYATT

Caterham 310R -

IDEAL LAP TIME : 2:54.506 BEST LAP TIME : 2:55.052 DIFFERENCE : 0.546

LAP	SECTOR 1		SECTOR 2		SECTOR 3		LAP TIME	MPH	DIFF	TIME OF DAY
1 -	52.978	109.6	1:20.209	85.4	46.025	78.4	2:59.212	87.42	4.160	12:55:49.244
2 -	51.407	116.9	1:18.743	84.4	46.567	78.6	2:56.717	88.65	1.665	12:58:45.961
3 -	53.740	113.5	1:19.702	85.4	46.024	79.3	2:59.466	87.30	4.414	13:01:45.427
4 -	51.255	117.1	1:18.589	84.9	47.340	78.6	2:57.184	88.42	2.132	13:04:42.611
5 -	51.585	109.1	1:21.357	84.0	46.083	***79.7***	2:59.025	87.51	3.973	13:07:41.636
6 -	51.478	***118.9***	1:20.464	85.0	45.826	78.1	2:57.768	88.13	2.716	13:10:39.404
7 -	51.407	116.7	1:18.406	86.0	***45.325***	77.6	2:55.138 **(2)**	89.45	0.086	13:13:34.542
8 -	51.197	115.1	***1:18.305***	85.2	45.550	78.3	***2:55.052*** **(1)**	***89.50***		***13:16:29.594***
9 -	***50.876***	116.7	1:18.521	85.5	46.021	78.2	2:55.418 **(3)**	89.31	0.366	13:19:25.012
10 -	51.134	116.9	1:19.736	***86.2***	45.588	78.2	2:56.458	88.78	1.406	13:22:21.470

P49 4 310R John STYRING

Caterham 310R -

IDEAL LAP TIME : 2:55.067 BEST LAP TIME : 2:55.619 DIFFERENCE : 0.552

LAP	SECTOR 1		SECTOR 2		SECTOR 3		LAP TIME	MPH	DIFF	TIME OF DAY
1 -		111.8			46.602		2:57.636	88.20	2.017	12:56:11.698
2 -	51.522	117.3	1:19.705	82.7	45.625	78.4	2:56.852	88.59	1.233	12:59:08.550
3 -				78.6	46.682	***81.7***	2:59.585	87.24	3.966	13:02:08.135
4 -	51.787	***119.8***	***1:19.052***		45.593		2:56.432 **(3)**	88.80	0.813	13:05:04.567
5 -					***45.143***		2:55.746 **(2)**	89.14	0.127	13:08:00.313
6 -					45.746	79.0	***2:55.619*** **(1)**	***89.21***		***13:10:55.932***
7 -	50.904	117.1	1:20.500	***84.8***	45.910	80.0	2:57.314	88.36	1.695	13:13:53.246
8 -	51.182	113.5	1:19.916		45.840	80.0	2:56.938	88.54	1.319	13:16:50.184
9 -	***50.872***	119.6	1:19.879		47.384	79.7	2:58.135	87.95	2.516	13:19:48.319
10 -				84.2	45.716		2:57.944	88.04	2.325	13:22:46.263

Weather / Track : Sunny / Dry

Spa-Francorchamps
Circuit Length = 4.3520 miles
Start: 12:50 Flag 13:20 End: 13:24

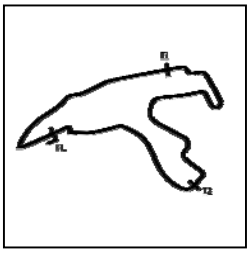

Avon Tyres Seven 420R & Santander Caterham Seven 310R Championships

TESTING 2 - SECTOR ANALYSIS

SECTOR 1 = FL to I1, SECTOR 2 = I1 to I2, SECTOR 3 = I2 to FL, DIFF = Difference To Personal Best Lap, P = Crossed Finish Line in Pit Lane, D = Time Disallowed

P50 9 310R Caroline EVERETT

Caterham 310R -

IDEAL LAP TIME : 2:54.300 BEST LAP TIME : 2:55.802 DIFFERENCE : 1.502

LAP	SECTOR 1		SECTOR 2		SECTOR 3		LAP TIME		MPH	DIFF	TIME OF DAY
1 -	52.008	***116.9***	***1:17.586***	***85.8***	46.787	78.8	2:56.381		88.82	0.579	12:55:47.074
2 -	53.061	115.3	1:18.751	83.6	45.746	78.9	2:57.558		88.23	1.756	12:58:44.632
3 -	57.999	91.1	1:30.437	70.9	IN PIT		3:30.275	**P**	74.50	34.473	13:02:14.907
4 -	OUTLAP	115.5	1:18.196	85.1	45.915	78.3	5:17.854		49.29	2:22.052	13:07:32.761
5 -	***51.551***	114.7	1:18.167	84.8	46.393	***79.6***	2:56.111	**(2)**	88.96	0.309	13:10:28.872
6 -	53.131	116.5	1:18.992	83.8	45.356	78.8	2:57.479		88.27	1.677	13:13:26.351
7 -	51.773	114.5	1:18.294	84.0	45.735	78.2	***2:55.802***	**(1)**	***89.12***		***13:16:22.153***
8 -	51.798	115.3	1:19.194	85.0	***45.163***	79.5	2:56.155	**(3)**	88.94	0.353	13:19:18.308
9 -	52.176	113.1	1:19.895	85.1	46.041	76.7	2:58.112		87.96	2.310	13:22:16.420

P51 68 310R Chris WELCH

Caterham 310R -

IDEAL LAP TIME : 2:55.469 BEST LAP TIME : 2:55.829 DIFFERENCE : 0.360

LAP	SECTOR 1		SECTOR 2		SECTOR 3		LAP TIME		MPH	DIFF	TIME OF DAY
1 -	51.579	116.5	1:22.209	***86.1***	46.363	77.2	3:00.151		86.96	4.322	12:56:36.726
2 -	51.971	115.9	1:22.187	83.7	47.596	76.8	3:01.754		86.20	5.925	12:59:38.480
3 -	51.605	***116.9***	1:20.222	83.7	47.341	76.0	2:59.168		87.44	3.339	13:02:37.648
4 -	52.024	***116.9***	1:20.878	78.3	46.883	77.4	2:59.785		87.14	3.956	13:05:37.433
5 -	52.107	114.7	1:20.611	84.4	47.352	78.0	3:00.070		87.00	4.241	13:08:37.503
6 -	51.890	115.9	1:19.869	84.7	46.077	***78.7***	2:57.836	**(2)**	88.10	2.007	13:11:35.339
7 -	51.787	114.3	1:20.274	83.9	46.597	78.0	2:58.658		87.69	2.829	13:14:33.997
8 -	***51.403***	115.3	***1:18.387***	85.0	46.039	78.3	***2:55.829***	**(1)**	***89.10***		***13:17:29.826***
9 -	52.573	112.9	1:20.039	84.8	***45.679***	77.4	2:58.291	**(3)**	87.87	2.462	13:20:28.117

P52 94 310R Aman UPPAL

Caterham 310R -

IDEAL LAP TIME : 2:56.408 BEST LAP TIME : 2:56.824 DIFFERENCE : 0.416

LAP	SECTOR 1		SECTOR 2		SECTOR 3		LAP TIME		MPH	DIFF	TIME OF DAY
1 -	52.317	116.5	1:18.608	***85.0***	***46.143***	79.1	2:57.068	**(2)**	88.48	0.244	12:56:20.858
2 -	52.096	***119.4***	***1:18.462***	83.6	46.266	***79.6***	***2:56.824***	**(1)**	***88.60***		***12:59:17.682***
3 -	***51.803***	117.7	1:37.784	75.3	IN PIT		3:32.443	**P**	73.74	35.619	13:02:50.125

P53 79 310R Nathan BELL

Caterham 310R -

IDEAL LAP TIME : 2:55.765 BEST LAP TIME : 2:56.960 DIFFERENCE : 1.195

LAP	SECTOR 1		SECTOR 2		SECTOR 3		LAP TIME		MPH	DIFF	TIME OF DAY
1 -	OUTLAP	***124.2***	***1:18.656***	***85.4***	45.638	***79.4***	3:18.217		79.04	21.257	13:19:55.818
2 -	***52.024***	119.8	1:19.851	85.3	***45.085***	77.4	***2:56.960***	**(1)**	***88.53***		***13:22:52.778***

P54 122 310R Gary CURTIS

Caterham 310R - DPR Motorsport

IDEAL LAP TIME : 2:57.015 BEST LAP TIME : 2:57.082 DIFFERENCE : 0.067

LAP	SECTOR 1		SECTOR 2		SECTOR 3		LAP TIME		MPH	DIFF	TIME OF DAY
1 -	51.998	108.0	1:21.115	84.7	45.980	78.7	2:59.093	**(2)**	87.48	2.011	12:56:03.257
2 -	51.276	117.3	1:21.375	81.9	46.514	78.7	2:59.165	**(3)**	87.44	2.083	12:59:02.422
3 -	51.793	116.3	1:21.952	79.4	51.718	77.9	3:05.463		84.47	8.381	13:02:07.885
4 -	53.416	***118.3***	1:20.736	83.0	48.157	77.9	3:02.309		85.93	5.227	13:05:10.194
5 -	***50.966***	117.1	***1:20.262***	***84.9***	45.854	79.4	***2:57.082***	**(1)**	***88.47***		***13:08:07.276***
6 -	54.772	104.6	1:22.599	82.7	47.004	78.8	3:04.375		84.97	7.293	13:11:11.651
7 -	51.428	117.7	1:24.394	82.1	47.711	78.8	3:03.533		85.36	6.451	13:14:15.184
8 -	51.909	116.5	1:25.930	83.1	***45.787***	79.1	3:03.626		85.32	6.544	13:17:18.810
9 -	51.221	117.3	1:22.834	70.4	51.853	75.8	3:05.908		84.27	8.826	13:20:24.718

Weather / Track : Sunny / Dry

Spa-Francorchamps
Circuit Length = 4.3520 miles
Start: 12:50 Flag 13:20 End: 13:24

Avon Tyres Seven 420R & Santander Caterham Seven 310R Championships

TESTING 2 - SECTOR ANALYSIS

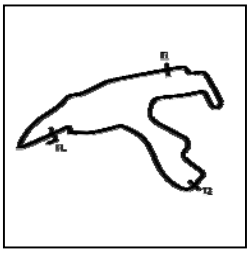

SECTOR 1 = FL to I1, SECTOR 2 = I1 to I2, SECTOR 3 = I2 to FL, DIFF = Difference To Personal Best Lap, P = Crossed Finish Line in Pit Lane, D = Time Disallowed

P55 33 310R Surhid CHATTERJEE Caterham 310R -

IDEAL LAP TIME : 3:00.539 BEST LAP TIME : 3:01.250 DIFFERENCE : 0.711

LAP	SECTOR 1		SECTOR 2		SECTOR 3		LAP TIME		MPH	DIFF	TIME OF DAY
1 -	54.728	106.3	1:22.516	***83.1***	48.259	75.7	3:05.503		84.45	4.253	12:56:47.821
2 -	54.275	108.0	1:22.432	78.9	48.248	76.5	3:04.955		84.70	3.705	12:59:52.776
3 -	53.271	115.5	1:21.248	79.6	48.130	76.0	3:02.649		85.77	1.399	13:02:55.425
4 -	52.774	115.3	1:21.450	77.0	47.535	***77.4***	3:01.759		86.19	0.509	13:05:57.184
5 -	52.790	114.5	1:21.193	79.8	47.267	***77.4***	***3:01.250***	**(1)**	***86.44***		***13:08:58.434***
6 -	54.403	113.9	1:21.567	77.6	47.851	74.4	3:03.821		85.23	2.571	13:12:02.255
7 -	***52.520***	116.1	1:21.390	80.3	47.612	76.1	3:01.522	**(2)**	86.31	0.272	13:15:03.777
8 -	52.918	***116.7***	***1:20.988***	78.3	47.623	74.4	3:01.529	**(3)**	86.30	0.279	13:18:05.306
9 -	53.202	114.7	1:21.479	79.7	***47.031***	76.7	3:01.712		86.22	0.462	13:21:07.018

Weather / Track : Sunny / Dry

Spa-Francorchamps
Circuit Length = 4.3520 miles
Start: 12:50 Flag 13:20 End: 13:24

Avon Tyres Seven 420R & Santander Caterham Seven 310R Championships

TESTING 2 - WEATHER CONDITIONS

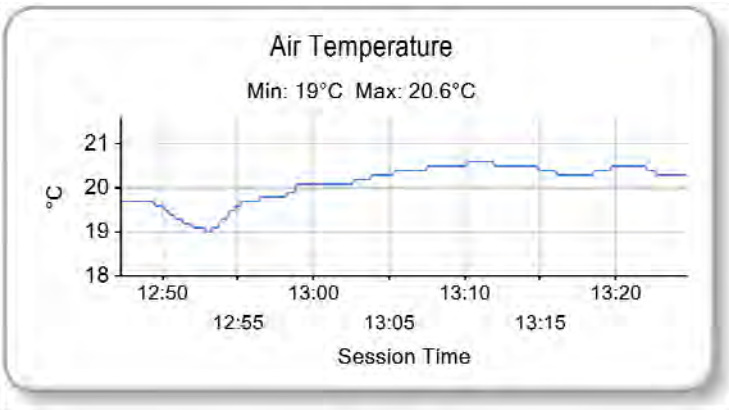

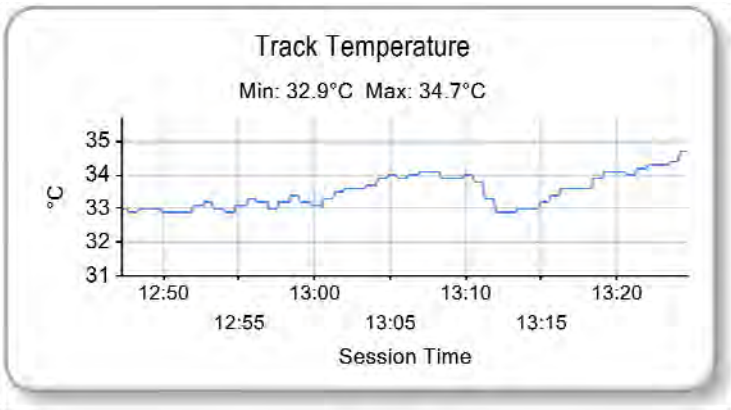

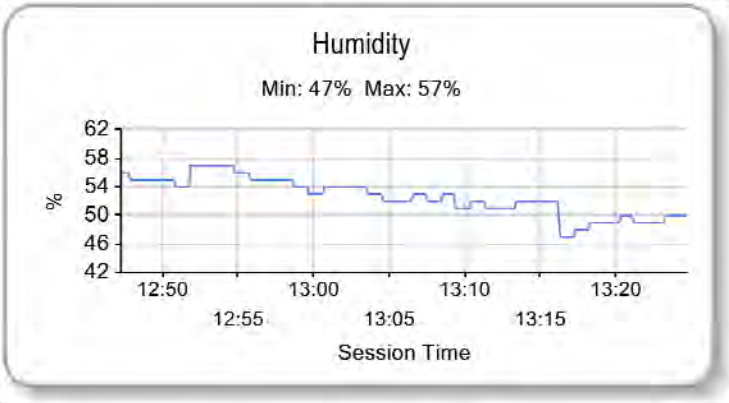

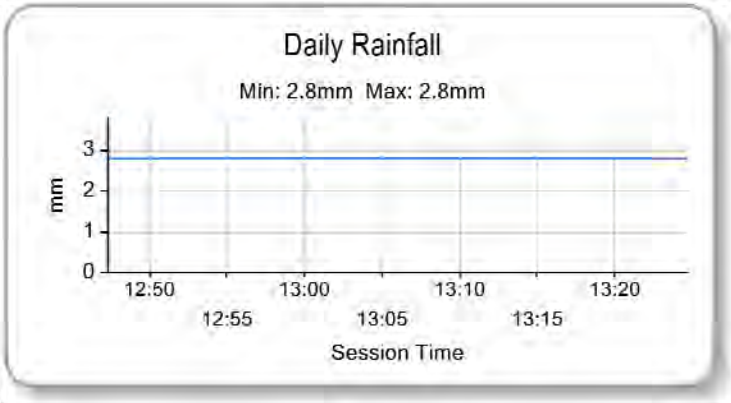

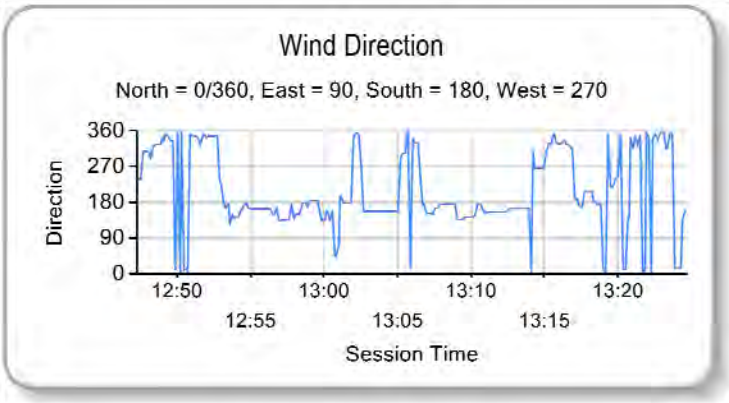

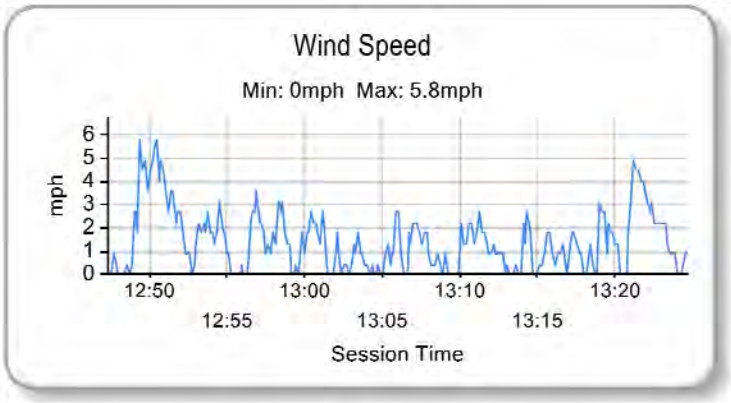

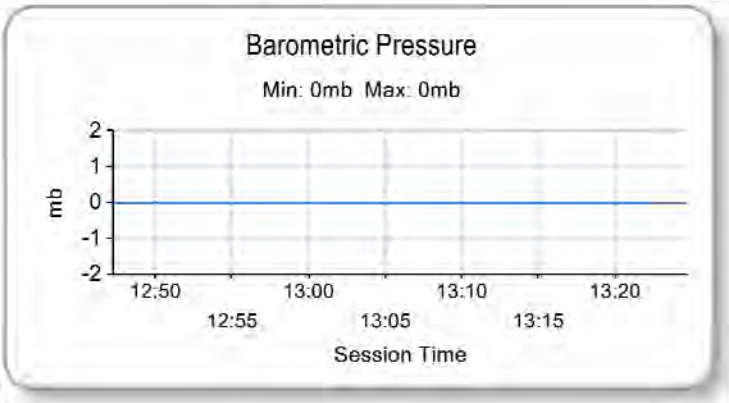

Weather / Track : Sunny / Dry

Spa-Francorchamps
Circuit Length = 4.3520 miles
Start: 12:50 Flag 13:20 End: 13:24

Results can be found at www.tsl-timing.com

Printed - 13:36 Friday, 19 July 2019

Avon Tyres Seven 420R & Santander Caterham Seven 310R Championships

TESTING 2 - STATISTICS

Competitors Started	56
Planned Start	2019-07-19 @ 12:50:00.000
Actual Start	2019-07-19 @ 12:50:00.000
Finish Time	2019-07-19 @ 13:20:00.000
Track Length	4.3520mi.
Total Laps	490
Total Distance Covered	2132.5210mi.

Session Fastest Lap History

NO	CL	NAME	LAP TIME	TIME OF DAY	LAP	VEHICLE
24	420R	**Chris AUBREY**	**2:48.223**	12:55:25.305	1	Caterham 420R
92	420R	**Jamie FALVEY**	**2:42.430**	12:55:27.097	1	Caterham 420R
47	420R	**Alexander KOEBERLE**	**2:42.414**	12:55:43.508	1	Caterham 420R
3	420R	**John BYRNE**	**2:42.290**	12:56:28.485	1	Caterham 420R
5	420R	**David HENDERSON**	**2:41.168**	12:58:17.441	1	Caterham 420R
19	420R	**Aaron HEAD**	**2:40.818**	13:00:58.873	3	Caterham 420R
3	420R	**John BYRNE**	**2:40.262**	13:07:17.843	5	Caterham 420R
3	420R	**John BYRNE**	**2:40.209**	13:20:30.332	9	Caterham 420R

Flag History

TYPE	TIME OF DAY
GREEN	12:50:00.000
FINISH	13:20:00.000

Flag Statistics

TYPE	COUNT	TOTAL LAPS	TOTAL TIME
Green	1	10	34:40.223
Red	0	0	0.000
Safety Car	0	0	0.000
FCY	0	0	0.000

Spa-Francorchamps
Circuit Length = 4.3520 miles
Start: 12:50 Flag 13:20 End: 13:24

Weather / Track : Sunny / Dry

These results are provisional until the conclusion of any judicial and technical matters.

Avon Tyres Seven 420R & Santander Caterham Seven 310R Championships

TESTING 2 - STATISTICS

CLASS : 310R

38 Starters

Fastest Lap History

NO	NAME	LAP TIME	TIME OF DAY	LAP	VEHICLE
119	**Donald HENSHALL**	**2:52.302**	12:55:36.008	1	Caterham 310R
115	**David YATES**	**2:51.995**	12:55:37.946	1	Caterham 310R
91	**Lee BRISTOW**	**2:51.770**	12:56:08.471	1	Caterham 310R
71	**Alan COOPER**	**2:51.034**	12:56:30.975	1	Caterham 310R
119	**Donald HENSHALL**	**2:50.853**	12:58:26.860	2	Caterham 310R
71	**Alan COOPER**	**2:50.441**	12:59:21.416	2	Caterham 310R
91	**Lee BRISTOW**	**2:50.097**	13:13:32.764	7	Caterham 310R

Spa-Francorchamps

Weather / Track : Sunny / Dry

Circuit Length = 4.3520 miles

These results are provisional until the conclusion of any judicial and technical matters.

Start: 12:50 Flag 13:20 End: 13:24

Avon Tyres Seven 420R & Santander Caterham Seven 310R Championships

TESTING 2 - STATISTICS

CLASS : 420R

18 Starters

Fastest Lap History

NO	NAME	LAP TIME	TIME OF DAY	LAP	VEHICLE
24	**Chris AUBREY**	**2:48.223**	12:55:25.305	1	Caterham 420R
92	**Jamie FALVEY**	**2:42.430**	12:55:27.097	1	Caterham 420R
47	**Alexander KOEBERLE**	**2:42.414**	12:55:43.508	1	Caterham 420R
3	**John BYRNE**	**2:42.290**	12:56:28.485	1	Caterham 420R
5	**David HENDERSON**	**2:41.168**	12:58:17.441	1	Caterham 420R
19	**Aaron HEAD**	**2:40.818**	13:00:58.873	3	Caterham 420R
3	**John BYRNE**	**2:40.262**	13:07:17.843	5	Caterham 420R
3	**John BYRNE**	**2:40.209**	13:20:30.332	9	Caterham 420R

Spa-Francorchamps

Weather / Track : Sunny / Dry

Circuit Length = 4.3520 miles

These results are provisional until the conclusion of any judicial and technical matters.

Start: 12:50 Flag 13:20 End: 13:24

Avon Tyres Seven 420R & Santander Caterham Seven 310R Championships

TESTING 3 - CLASSIFICATION

POS	NO	CL	PIC	NAME	ENTRY	TIME	ON	LAPS	GAP	DIFF	MPH
1	92	420R	1	Jamie FALVEY	Caterham 420R - DW Motorsport	2:40.624	6	8			97.54
2	3	420R	2	John BYRNE	Caterham 420R - DW Motorsport	2:41.097	2	8	0.473	0.473	97.25
3	19	420R	3	Aaron HEAD	Caterham 420R - DPR Motorsport	2:41.131	4	8	0.507	0.034	97.23
4	44	420R	4	Timothy DICKENS	Caterham 420R -	2:41.953	4	8	1.329	0.822	96.74
5	5	420R	5	David HENDERSON	Caterham 420R -	2:42.112	3	9	1.488	0.159	96.64
6	47	420R	6	Alexander KOEBERLE	Caterham 420R -	2:42.654	2	8	2.030	0.542	96.32
7	10 *	420R	7	Henry HEATON	Caterham 420R -	2:42.810	4	8	2.186	0.156	96.23
8	22	420R	8	Paul BROWES	Caterham 420R -	2:43.698	9	9	3.074	0.888	95.70
9	45	420R	9	Chris BATES	Caterham 420R - DPR Motorsport	2:43.934	8	9	3.310	0.236	95.57
10	69	420R	10	Stephen COLLINS	Caterham 420R -	2:44.169	5	9	3.545	0.235	95.43
11	80	420R	11	Alex JORDAN	Caterham 420R - Alexson Homes/DPR Motorsport	2:44.324	8	9	3.700	0.155	95.34
12	7	420R	12	Christopher HOY	Caterham 420R -	2:44.390	7	9	3.766	0.066	95.30
13	24	420R	13	Chris AUBREY	Caterham 420R -	2:44.631	8	9	4.007	0.241	95.16
14	34	420R	14	Ian SPARSHOTT	Caterham 420R - DPR Motorsport	2:44.741	5	9	4.117	0.110	95.10
15	55	420R	15	Russ OLIVANT	Caterham 420R - Anglo Aquatic	2:44.833	6	9	4.209	0.092	95.05
16	53	420R	16	Matthew WELCH	Caterham 420R -	2:47.742	5	8	7.118	2.909	93.40
17	11	310R	1	Andrew PERRY	Caterham 310R - DPR Motorsport	2:51.016	1	8	10.392	3.274	91.61
18	88	310R	2	Pete WALTERS	Caterham 310R -	2:51.062	5	8	10.438	0.046	91.58
19	115	310R	3	David YATES	Caterham 310R -	2:51.300	8	8	10.676	0.238	91.46
20	71	310R	4	Alan COOPER	Caterham 310R -	2:51.792	5	7	11.168	0.492	91.20
21	6	310R	5	Richard LAMBERT	Caterham 310R - Axtrom Ltd	2:51.801	8	8	11.177	0.009	91.19
22	77 *	310R	6	Gordon SAWYER	Caterham 310R - DPR Motorsport	2:51.944	3	8	11.320	0.143	91.11
23	66	310R	7	Jake SWANN-DIXON	Caterham 310R -	2:52.200	3	8	11.576	0.256	90.98
24	74	310R	8	James BEARDWELL	Caterham 310R -	2:52.225	2	8	11.601	0.025	90.97
25	110	310R	9	John SHIVERAL	Caterham 310R -	2:52.321	4	8	11.697	0.096	90.92
26	30	310R	10	Ben GILLIAS	Caterham 310R -	2:52.480	8	8	11.856	0.159	90.83
27	153	310R	11	Mark ROBERTS	Caterham 310R -	2:52.551	2	8	11.927	0.071	90.79
28	12	310R	12	Andy WHITTON	Caterham 310R -	2:52.629	4	7	12.005	0.078	90.75
29	94	310R	13	Aman UPPAL	Caterham 310R -	2:52.970	4	8	12.346	0.341	90.57
30	29	310R	14	Tim CHILD	Caterham 310R -	2:53.163	5	8	12.539	0.193	90.47
31	21	310R	15	Harry LANDY	Caterham 310R - DPR Motorsport	2:53.234	3	8	12.610	0.071	90.44
32	79	310R	16	Nathan BELL	Caterham 310R -	2:53.260	2	8	12.636	0.026	90.42
33	70	310R	17	Kevin COOPER	Caterham 310R -	2:53.272	8	8	12.648	0.012	90.42
34	18	310R	18	Dave BULLOCK	Caterham 310R -	2:53.369	5	8	12.745	0.097	90.37
35	27 *	310R	19	Matt TOPHAM	Caterham 310R -	2:53.398	6	8	12.774	0.029	90.35
36	91	310R	20	Lee BRISTOW	Caterham 310R -	2:53.885	6	6	13.261	0.487	90.10
37	52	310R	21	Martin PRATT	Caterham 310R -	2:54.161	3	8	13.537	0.276	89.95
38	9	310R	22	Caroline EVERETT	Caterham 310R -	2:54.228	8	8	13.604	0.067	89.92
39	67	310R	23	Douglas CHRISTIE	Caterham 310R - DPR Motorsport	2:54.528	2	8	13.904	0.300	89.77
40	144	310R	24	David RIDLEY	Caterham 310R -	2:54.601	5	8	13.977	0.073	89.73
41	50	310R	25	Greg HYATT	Caterham 310R -	2:54.604	3	8	13.980	0.003	89.73
42	38	310R	26	Geoff PRICE	Caterham 310R -	2:54.606	3	8	13.982	0.002	89.73
43	51	310R	27	Mark DAVIES	Caterham 310R -	2:54.879	1	7	14.255	0.273	89.59
44	169	310R	28	Steve EVANS	Caterham 310R -	2:55.317	2	8	14.693	0.438	89.36
45	4 *	310R	29	John STYRING	Caterham 310R -	2:56.822	4	8	16.198	1.505	88.60
46	68	310R	30	Chris WELCH	Caterham 310R -	2:57.594	5	8	16.970	0.772	88.22
47	122	310R	31	Gary CURTIS	Caterham 310R - DPR Motorsport	2:58.081	8	8	17.457	0.487	87.97
48	33	310R	32	Surhid CHATTERJEE	Caterham 310R -	3:00.548	7	8	19.924	2.467	86.77

***Cars 10,27,77 - please fit a working transponder**
***Car 4 - intermittent signal, please check transponder Connections**

Spa-Francorchamps
Circuit Length = 4.3520 miles
Start: 15:05 Flag 15:37 End: 15:38

Weather / Track : Overcast / Dry
These results are provisional until the conclusion of any judicial and technical matters.

Clerk Of Course :	Steward :	Timekeeper :

Results can be found at www.tsl-timing.com

Printed - 15:41 Friday, 19 July 2019

Avon Tyres Seven 420R & Santander Caterham Seven 310R Championships

TESTING 3 - BEST SECTORS

	SECTOR 1			SECTOR 2			SECTOR 3		
POS	NO	NAME	TIME	NO	NAME	TIME	NO	NAME	TIME
1	92	FALVEY	46.088	5	HENDERSON	1:12.285	19	HEAD	41.243
2	19	HEAD	46.402	58	AINSCOUGH	1:12.310	58	AINSCOUGH	41.364
3	47	KOEBERLE	46.403	3	BYRNE	1:12.678	92	FALVEY	41.581
4	3	BYRNE	46.418	19	HEAD	1:12.716	3	BYRNE	41.589
5	58	AINSCOUGH	46.444	92	FALVEY	1:12.775	44	DICKENS	41.840
6	44	DICKENS	46.458	47	KOEBERLE	1:13.193	5	HENDERSON	41.968
7	45	BATES	46.936	44	DICKENS	1:13.457	55	OLIVANT	42.143
8	22	BROWES	47.056	22	BROWES	1:13.620	7	HOY	42.209
9	55	OLIVANT	47.068	45	BATES	1:13.679	45	BATES	42.226
10	69	COLLINS	47.123	69	COLLINS	1:13.690	69	COLLINS	42.310
11	5	HENDERSON	47.234	80	JORDAN	1:14.017	22	BROWES	42.341
12	93	EVANS	47.272	55	OLIVANT	1:14.151	47	KOEBERLE	42.387
13	24	AUBREY	47.301	24	AUBREY	1:14.183	24	AUBREY	42.445
14	80	JORDAN	47.316	34	SPARSHOTT	1:14.329	80	JORDAN	42.492
15	7	HOY	47.333	93	EVANS	1:14.458	34	SPARSHOTT	42.566
16	34	SPARSHOTT	47.515	7	HOY	1:14.524	93	EVANS	42.792
17	53	WELCH	48.081	53	WELCH	1:15.295	53	WELCH	43.070
18	88	WALTERS	49.531	25	MCCORMACK	1:15.660	6	LAMBERT	44.023
19	115	YATES	49.727	48	GRENSINGER	1:15.861	11	PERRY	44.196
20	21	LANDY	49.848	119	HENSHALL	1:16.042	8	SHARROCK	44.207
21	6	LAMBERT	49.856	88	WALTERS	1:16.069	71	COOPER	44.306
22	28	SENIOR	49.866	11	PERRY	1:16.466	28	SENIOR	44.331
23	11	PERRY	49.972	71	COOPER	1:16.486	48	GRENSINGER	44.401
24	12	WHITTON	49.979	115	YATES	1:16.522	66	SWANN-DIXON	44.425
25	18	BULLOCK	49.987	28	SENIOR	1:16.538	29	CHILD	44.461
26	74	BEARDWELL	49.995	153	ROBERTS	1:16.884	115	YATES	44.470
27	153	ROBERTS	50.043	74	BEARDWELL	1:16.966	25	MCCORMACK	44.478
28	8	SHARROCK	50.067	13	OREILLY	1:16.988	79	BELL	44.621
29	66	SWANN-DIXON	50.147	91	BRISTOW	1:17.020	119	HENSHALL	44.625
30	38	PRICE	50.153	8	SHARROCK	1:17.041	12	WHITTON	44.628
31	144	RIDLEY	50.154	6	LAMBERT	1:17.075	74	BEARDWELL	44.639
32	29	CHILD	50.175	66	SWANN-DIXON	1:17.168	94	UPPAL	44.696
33	71	COOPER	50.189	52	PRATT	1:17.189	110	SHIVERAL	44.706
34	48	GRENSINGER	50.199	110	SHIVERAL	1:17.236	70	COOPER	44.733
35	110	SHIVERAL	50.200	79	BELL	1:17.284	153	ROBERTS	44.736
36	9	EVERETT	50.222	9	EVERETT	1:17.306	30	GILLIAS	44.781
37	30	GILLIAS	50.311	94	UPPAL	1:17.325	21	LANDY	44.831
38	119	HENSHALL	50.334	30	GILLIAS	1:17.333	91	BRISTOW	44.845
39	70	COOPER	50.364	29	CHILD	1:17.472	13	OREILLY	44.846
40	25	MCCORMACK	50.382	70	COOPER	1:17.504	88	WALTERS	44.854
41	67	CHRISTIE	50.459	51	DAVIES	1:17.604	144	RIDLEY	44.912
42	4	STYRING	50.551	12	WHITTON	1:17.692	38	PRICE	44.912
43	50	HYATT	50.641	18	BULLOCK	1:17.915	67	CHRISTIE	44.981
44	169	EVANS	50.653	67	CHRISTIE	1:18.066	9	EVERETT	44.987
45	91	BRISTOW	50.673	50	HYATT	1:18.200	18	BULLOCK	44.992
46	51	DAVIES	50.691	38	PRICE	1:18.302	52	PRATT	45.011
47	94	UPPAL	50.703	144	RIDLEY	1:18.329	51	DAVIES	45.128
48	79	BELL	50.732	169	EVANS	1:18.419	4	STYRING	45.285
49	13	OREILLY	50.840	21	LANDY	1:18.500	50	HYATT	45.687
50	52	PRATT	50.861	68	WELCH	1:18.946	169	EVANS	45.721
51	122	CURTIS	51.144	4	STYRING	1:19.555	68	WELCH	46.169
52	68	WELCH	51.952	122	CURTIS	1:20.438	122	CURTIS	46.182
53	33	CHATTERJEE	52.423	33	CHATTERJEE	1:21.042	33	CHATTERJEE	47.083
54									
55									
56									

IDEAL / BEST COMPARISON					
POS	NO	NAME	IDEAL	BEST	DIFF
		PERFECT LAP	2:39.616		
1	58	AINSCOUGH	2:40.118	2:41.322	1.204
2	19	HEAD	2:40.361	2:41.131	0.770
3	92	FALVEY	2:40.444	2:40.624	0.180
4	3	BYRNE	2:40.685	2:41.097	0.412
5	5	HENDERSON	2:41.487	2:42.112	0.625
6	44	DICKENS	2:41.755	2:41.953	0.198
7	47	KOEBERLE	2:41.983	2:42.654	0.671
8	45	BATES	2:42.841	2:43.934	1.093
9	22	BROWES	2:43.017	2:43.698	0.681
10	69	COLLINS	2:43.123	2:44.169	1.046
11	55	OLIVANT	2:43.362	2:44.833	1.471
12	80	JORDAN	2:43.825	2:44.324	0.499
13	24	AUBREY	2:43.929	2:44.631	0.702
14	7	HOY	2:44.066	2:44.390	0.324
15	34	SPARSHOTT	2:44.410	2:44.741	0.331
16	93	EVANS	2:44.522	2:44.967	0.445
17	53	WELCH	2:46.446	2:47.742	1.296
18	88	WALTERS	2:50.454	2:51.062	0.608
19	48	GRENSINGER	2:50.461	2:51.158	0.697
20	25	MCCORMACK	2:50.520	2:51.086	0.566
21	11	PERRY	2:50.634	2:51.016	0.382
22	115	YATES	2:50.719	2:51.300	0.581
23	28	SENIOR	2:50.735	2:51.633	0.898
24	6	LAMBERT	2:50.954	2:51.801	0.847
25	71	COOPER	2:50.981	2:51.792	0.811
26	119	HENSHALL	2:51.001	2:51.466	0.465
27	8	SHARROCK	2:51.315	2:52.256	0.941
28	74	BEARDWELL	2:51.600	2:52.225	0.625
29	153	ROBERTS	2:51.663	2:52.551	0.888
30	66	SWANN-DIXON	2:51.740	2:52.200	0.460
31	29	CHILD	2:52.108	2:53.163	1.055
32	110	SHIVERAL	2:52.142	2:52.321	0.179
33	12	WHITTON	2:52.299	2:52.629	0.330
34	30	GILLIAS	2:52.425	2:52.480	0.055
35	9	EVERETT	2:52.515	2:54.228	1.713
36	91	BRISTOW	2:52.538	2:53.885	1.347
37	70	COOPER	2:52.601	2:53.272	0.671
38	79	BELL	2:52.637	2:53.260	0.623
39	13	OREILLY	2:52.674	2:52.945	0.271
40	94	UPPAL	2:52.724	2:52.970	0.246
41	18	BULLOCK	2:52.894	2:53.369	0.475
42	52	PRATT	2:53.061	2:54.161	1.100
43	21	LANDY	2:53.179	2:53.234	0.055
44	38	PRICE	2:53.367	2:54.606	1.239
45	144	RIDLEY	2:53.395	2:54.601	1.206
46	51	DAVIES	2:53.423	2:54.879	1.456
47	67	CHRISTIE	2:53.506	2:54.528	1.022
48	50	HYATT	2:54.528	2:54.604	0.076
49	169	EVANS	2:54.793	2:55.317	0.524
50	4	STYRING	2:55.391	2:56.822	1.431
51	68	WELCH	2:57.067	2:57.594	0.527
52	122	CURTIS	2:57.764	2:58.081	0.317
53	33	CHATTERJEE	3:00.548	3:00.548	0.000
54	10	HEATON		2:42.810	
55	77	SAWYER		2:51.944	
56	27	TOPHAM		2:53.398	

Weather / Track : Overcast / Dry

Spa-Francorchamps
Circuit Length = 4.3520 miles
Start: 15:05 Flag 15:37 End: 15:38

Avon Tyres Seven 420R & Santander Caterham Seven 310R Championships

TESTING 3 - BEST SPEEDS

	INTERMEDIATE 1			INTERMEDIATE 2			FINISH LINE		
POS	NO	NAME	MPH	NO	NAME	MPH	NO	NAME	MPH
1	3	BYRNE	132.3	19	HEAD	93.5	19	HEAD	89.2
2	44	DICKENS	132.3	58	AINSCOUGH	92.8	3	BYRNE	88.4
3	19	HEAD	132.1	47	KOEBERLE	92.6	44	DICKENS	88.1
4	34	SPARSHOTT	131.0	24	AUBREY	92.6	92	FALVEY	88.0
5	92	FALVEY	130.8	22	BROWES	92.4	7	HOY	87.9
6	45	BATES	130.8	92	FALVEY	92.3	58	AINSCOUGH	87.9
7	5	HENDERSON	130.5	44	DICKENS	92.1	47	KOEBERLE	87.8
8	80	JORDAN	130.5	5	HENDERSON	92.1	5	HENDERSON	87.6
9	53	WELCH	130.5	7	HOY	92.1	93	EVANS	87.6
10	58	AINSCOUGH	130.5	69	COLLINS	91.5	24	AUBREY	87.4
11	47	KOEBERLE	130.3	3	BYRNE	91.4	55	OLIVANT	87.2
12	7	HOY	130.3	55	OLIVANT	91.4	22	BROWES	87.1
13	22	BROWES	129.5	34	SPARSHOTT	91.0	34	SPARSHOTT	87.1
14	55	OLIVANT	128.8	93	EVANS	90.4	80	JORDAN	86.5
15	24	AUBREY	128.3	80	JORDAN	90.1	45	BATES	86.4
16	69	COLLINS	128.0	53	WELCH	89.9	53	WELCH	86.2
17	93	EVANS	127.8	45	BATES	89.4	69	COLLINS	86.0
18	8	SHARROCK	124.5	71	COOPER	89.1	110	SHIVERAL	82.4
19	153	ROBERTS	123.5	115	YATES	87.7	6	LAMBERT	82.3
20	4	STYRING	123.3	51	DAVIES	87.4	153	ROBERTS	82.3
21	28	SENIOR	123.3	110	SHIVERAL	87.3	25	MCCORMACK	82.3
22	115	YATES	123.1	18	BULLOCK	87.3	11	PERRY	82.1
23	66	SWANN-DIXON	123.1	28	SENIOR	87.3	71	COOPER	82.1
24	110	SHIVERAL	123.1	153	ROBERTS	87.1	74	BEARDWELL	82.1
25	12	WHITTON	123.1	13	OREILLY	87.1	28	SENIOR	81.6
26	48	GRENSINGER	122.6	11	PERRY	87.0	12	WHITTON	81.5
27	94	UPPAL	122.4	94	UPPAL	87.0	51	DAVIES	81.5
28	6	LAMBERT	122.0	12	WHITTON	86.9	13	OREILLY	81.5
29	88	WALTERS	121.7	8	SHARROCK	86.9	18	BULLOCK	81.4
30	74	BEARDWELL	121.5	66	SWANN-DIXON	86.8	8	SHARROCK	81.4
31	119	HENSHALL	121.5	48	GRENSINGER	86.7	115	YATES	81.3
32	13	OREILLY	121.5	29	CHILD	86.5	94	UPPAL	81.3
33	169	EVANS	121.3	25	MCCORMACK	86.5	88	WALTERS	81.2
34	52	PRATT	121.1	70	COOPER	86.4	29	CHILD	81.2
35	9	EVERETT	121.1	30	GILLIAS	86.3	21	LANDY	81.0
36	25	MCCORMACK	121.1	79	BELL	86.1	66	SWANN-DIXON	80.9
37	11	PERRY	120.9	52	PRATT	86.1	67	CHRISTIE	80.8
38	67	CHRISTIE	120.6	6	LAMBERT	85.9	9	EVERETT	80.6
39	144	RIDLEY	120.6	74	BEARDWELL	85.9	169	EVANS	80.5
40	38	PRICE	120.6	21	LANDY	85.9	79	BELL	80.3
41	71	COOPER	120.4	9	EVERETT	85.9	70	COOPER	80.2
42	79	BELL	120.4	68	WELCH	85.9	144	RIDLEY	80.2
43	51	DAVIES	120.4	169	EVANS	85.8	38	PRICE	80.2
44	122	CURTIS	120.0	144	RIDLEY	85.7	48	GRENSINGER	80.2
45	21	LANDY	119.6	67	CHRISTIE	85.4	119	HENSHALL	79.9
46	30	GILLIAS	119.4	50	HYATT	85.3	30	GILLIAS	79.5
47	70	COOPER	119.4	119	HENSHALL	85.3	50	HYATT	79.4
48	18	BULLOCK	119.1	88	WALTERS	85.1	4	STYRING	79.4
49	50	HYATT	118.9	38	PRICE	85.1	52	PRATT	79.1
50	91	BRISTOW	118.5	91	BRISTOW	84.9	68	WELCH	78.6
51	29	CHILD	118.3	122	CURTIS	83.8	122	CURTIS	78.4
52	68	WELCH	117.9	4	STYRING	82.3	33	CHATTERJEE	78.1
53	33	CHATTERJEE	116.3	33	CHATTERJEE	81.1	91	BRISTOW	77.9
54									
55									
56									

Weather / Track : Overcast / Dry

Spa-Francorchamps
Circuit Length = 4.3520 miles
Start: 15:05 Flag 15:37 End: 15:38

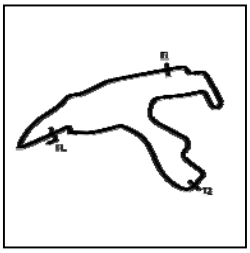

Avon Tyres Seven 420R & Santander Caterham Seven 310R Championships

TESTING 3 - SECTOR ANALYSIS

SECTOR 1 = FL to I1, SECTOR 2 = I1 to I2, SECTOR 3 = I2 to FL, DIFF = Difference To Personal Best Lap, P = Crossed Finish Line in Pit Lane, D = Time Disallowed

P1 92 420R Jamie FALVEY

Caterham 420R - DW Motorsport

IDEAL LAP TIME : 2:40.444 BEST LAP TIME : 2:40.624 DIFFERENCE : 0.180

LAP	SECTOR 1		SECTOR 2		SECTOR 3		LAP TIME		MPH	DIFF	TIME OF DAY
1 -	47.766	125.9	1:13.036	89.3	41.885	87.2	2:42.687		96.30	2.063	15:10:36.893
2 -	46.384	***130.8***	1:12.864	89.7	42.127	86.4	2:41.375	**(2)**	97.08	0.751	15:13:18.268
3 -	50.475	129.3	1:18.220	91.1	43.528	***88.0***	2:52.223		90.97	11.599	15:16:10.491
4 -	52.011	84.7	1:13.338	91.8	42.281	87.7	2:47.630		93.46	7.006	15:18:58.121
5 -	***46.088***	129.8	1:14.044	88.4	41.981	87.0	2:42.113	**(3)**	96.64	1.489	15:21:40.234
6 -	46.268	129.3	***1:12.775***	***92.3***	***41.581***	86.7	***2:40.624***	**(1)**	***97.54***		***15:24:20.858***
7 -	47.826	125.6	1:14.058	84.6	IN PIT		2:56.856	**P**	88.58	16.232	15:27:17.714
8 -	OUTLAP	128.8	1:34.756	82.6	1:02.857	87.6	4:28.639		58.32	1:48.015	15:31:46.353

P2 3 420R John BYRNE

Caterham 420R - DW Motorsport

IDEAL LAP TIME : 2:40.685 BEST LAP TIME : 2:41.097 DIFFERENCE : 0.412

LAP	SECTOR 1		SECTOR 2		SECTOR 3		LAP TIME		MPH	DIFF	TIME OF DAY
1 -	***46.418***	***132.3***	1:14.898	88.8	***41.589***	***88.4***	2:42.905		96.17	1.808	15:11:41.051
2 -	46.496	131.3	***1:12.678***	91.1	41.923	88.3	***2:41.097***	**(1)**	***97.25***		***15:14:22.148***
3 -	47.057	131.0	1:13.804	90.9	42.140	86.8	2:43.001		96.11	1.904	15:17:05.149
4 -	46.853	130.0	1:13.388	89.1	41.685	87.7	2:41.926	**(2)**	96.75	0.829	15:19:47.075
5 -	47.027	130.5	1:13.198	***91.4***	41.775	87.6	2:42.000		96.71	0.903	15:22:29.075
6 -	46.899	130.5	1:13.960	89.3	44.038	87.0	2:44.897		95.01	3.800	15:25:13.972
7 -	47.337	127.0	1:12.719	89.3	41.909	86.9	2:41.965	**(3)**	96.73	0.868	15:27:55.937
8 -	51.215	118.9	1:19.957	81.4	IN PIT		3:14.028	**P**	80.74	32.931	15:31:09.965

P3 19 420R Aaron HEAD

Caterham 420R - DPR Motorsport

IDEAL LAP TIME : 2:40.361 BEST LAP TIME : 2:41.131 DIFFERENCE : 0.770

LAP	SECTOR 1		SECTOR 2		SECTOR 3		LAP TIME		MPH	DIFF	TIME OF DAY
1 -	47.034	130.3	1:14.143	89.9	42.445	85.4	2:43.622		95.75	2.491	15:10:51.864
2 -	46.436	129.3	1:13.551	92.1	41.488	86.9	2:41.475		97.02	0.344	15:13:33.339
3 -	46.836	130.3	1:12.959	91.4	41.760	86.9	2:41.555		96.97	0.424	15:16:14.894
4 -	***46.402***	***132.1***	1:13.050	***93.5***	41.679	87.3	***2:41.131***	**(1)**	***97.23***		***15:18:56.025***
5 -	47.369	128.5	***1:12.716***	91.1	***41.243***	***89.2***	2:41.328	**(2)**	97.11	0.197	15:21:37.353
6 -	47.322	125.9	1:12.982	90.6	IN PIT		2:51.216	**P**	91.50	10.085	15:24:28.569
7 -	OUTLAP	124.0	1:14.316	89.3	41.707	87.4	5:31.171		47.30	2:50.040	15:29:59.740
8 -	46.693	131.0	1:12.837	91.0	41.941	88.0	2:41.471	**(3)**	97.02	0.340	15:32:41.211

P4 44 420R Timothy DICKENS

Caterham 420R -

IDEAL LAP TIME : 2:41.755 BEST LAP TIME : 2:41.953 DIFFERENCE : 0.198

LAP	SECTOR 1		SECTOR 2		SECTOR 3		LAP TIME		MPH	DIFF	TIME OF DAY
1 -	47.034	***132.3***	1:13.835	91.4	***41.840***	86.9	2:42.709	**(2)**	96.29	0.756	15:11:07.171
2 -	46.483	129.0	1:14.996	90.6	41.866	***88.1***	2:43.345	**(3)**	95.91	1.392	15:13:50.516
3 -	47.245	131.0	1:14.877	91.4	41.905	86.8	2:44.027		95.51	2.074	15:16:34.543
4 -	46.558	129.8	***1:13.457***	***92.1***	41.938	86.5	***2:41.953***	**(1)**	***96.74***		***15:19:16.496***
5 -	***46.458***	131.8	1:14.180	90.4	IN PIT		2:50.761	**P**	91.75	8.808	15:22:07.257
6 -	OUTLAP	130.0	1:15.412	89.8	42.384	87.3	4:01.936		64.75	1:19.983	15:26:09.193
7 -	48.227	131.8	1:15.384	87.7	42.542	86.4	2:46.153		94.29	4.200	15:28:55.346
8 -	47.901	127.8	1:15.482	80.5	42.943	87.2	2:46.326		94.19	4.373	15:31:41.672

Weather / Track : Overcast / Dry

Spa-Francorchamps
Circuit Length = 4.3520 miles
Start: 15:05 Flag 15:37 End: 15:38

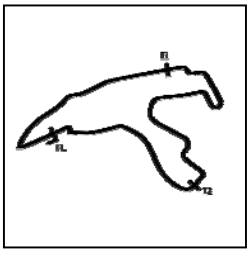

Avon Tyres Seven 420R & Santander Caterham Seven 310R Championships

TESTING 3 - SECTOR ANALYSIS

SECTOR 1 = FL to I1, SECTOR 2 = I1 to I2, SECTOR 3 = I2 to FL, DIFF = Difference To Personal Best Lap, P = Crossed Finish Line in Pit Lane, D = Time Disallowed

P5 5 420R David HENDERSON

Caterham 420R -

IDEAL LAP TIME : 2:41.487 BEST LAP TIME : 2:42.112 DIFFERENCE : 0.625

LAP	SECTOR 1		SECTOR 2		SECTOR 3		LAP TIME		MPH	DIFF	TIME OF DAY
1 -	47.525	128.8	1:14.781	82.4	42.915	***87.6***	2:45.221		94.82	3.109	15:10:57.130
2 -	***47.234***	130.3	1:13.622	91.1	42.028	87.3	2:42.884	**(3)**	96.18	0.772	15:13:40.014
3 -	47.680	129.0	***1:12.285***	***92.1***	42.147	85.8	***2:42.112***	**(1)**	***96.64***		***15:16:22.126***
4 -	47.364	128.8	1:12.648	89.7	42.767	84.8	2:42.779	**(2)**	96.25	0.667	15:19:04.905
5 -	48.090	118.3	1:13.387	90.1	42.325	85.3	2:43.802		95.64	1.690	15:21:48.707
6 -	47.278	125.9	1:13.312	91.1	42.415	85.1	2:43.005		96.11	0.893	15:24:31.712
7 -	47.891	125.2	1:13.061	89.2	42.846	84.3	2:43.798		95.65	1.686	15:27:15.510
8 -	47.424	***130.5***	1:13.990	89.7	***41.968***	85.7	2:43.382		95.89	1.270	15:29:58.892
9 -	47.679	111.1	1:13.230	90.5	42.103	85.4	2:43.012		96.11	0.900	15:32:41.904

P6 47 420R Alexander KOEBERLE

Caterham 420R -

IDEAL LAP TIME : 2:41.983 BEST LAP TIME : 2:42.654 DIFFERENCE : 0.671

LAP	SECTOR 1		SECTOR 2		SECTOR 3		LAP TIME		MPH	DIFF	TIME OF DAY
1 -	***46.403***	120.6	1:17.486	83.0	42.436	***87.8***	2:46.325		94.19	3.671	15:10:56.437
2 -	46.737	***130.3***	1:13.530	91.9	***42.387***	86.5	***2:42.654***	**(1)**	***96.32***		***15:13:39.091***
3 -	47.400	127.8	1:13.341	90.5	42.788	87.7	2:43.529		95.80	0.875	15:16:22.620
4 -	46.947	115.3	1:13.319	89.0	43.159	87.1	2:43.425	**(3)**	95.86	0.771	15:19:06.045
5 -	46.801	128.8	1:15.525	87.1	IN PIT		2:59.414	**P**	87.32	16.760	15:22:05.459
6 -	OUTLAP	124.5	1:15.628	90.6	42.687	85.7	4:15.567		61.30	1:32.913	15:26:21.026
7 -	47.526	128.3	1:13.519	92.1	42.861	86.7	2:43.906		95.58	1.252	15:29:04.932
8 -	47.043	128.5	***1:13.193***	***92.6***	42.649	87.3	2:42.885	**(2)**	96.18	0.231	15:31:47.817

P7 10 420R Henry HEATON

Caterham 420R -

IDEAL LAP TIME : BEST LAP TIME : 2:42.810 DIFFERENCE :

LAP	SECTOR 1		SECTOR 2		SECTOR 3		LAP TIME		MPH	DIFF	TIME OF DAY
1 -							2:42.925	**(2)**	96.16	0.115	15:11:06.566
2 -							2:43.348		95.91	0.538	15:13:49.914
3 -							2:42.970	**(3)**	96.13	0.160	15:16:32.884
4 -							***2:42.810***	**(1)**	***96.23***		***15:19:15.694***
5 -							2:43.380		95.89	0.570	15:21:59.074
6 -					***IN PIT***		2:55.974	**P**	89.03	13.164	15:24:55.048
7 -							4:31.693		57.66	1:48.883	15:29:26.742
8 -							2:44.522		95.23	1.712	15:32:11.264

P8 22 420R Paul BROWES

Caterham 420R -

IDEAL LAP TIME : 2:43.017 BEST LAP TIME : 2:43.698 DIFFERENCE : 0.681

LAP	SECTOR 1		SECTOR 2		SECTOR 3		LAP TIME		MPH	DIFF	TIME OF DAY
1 -	48.152	127.3	1:14.964	88.6	42.747	***87.1***	2:45.863		94.46	2.165	15:11:00.369
2 -	48.427	129.3	1:14.947	85.3	42.996	***87.1***	2:46.370		94.17	2.672	15:13:46.739
3 -	48.274	126.8	1:14.650	88.4	42.788	86.7	2:45.712		94.54	2.014	15:16:32.451
4 -	48.177	120.6	***1:13.620***	***92.4***	43.008	85.9	2:44.805		95.06	1.107	15:19:17.256
5 -	47.218	***129.5***	1:13.870	90.8	42.969	86.0	2:44.057	**(2)**	95.50	0.359	15:22:01.313
6 -	48.012	127.0	1:15.167	92.1	42.389	85.8	2:45.568		94.62	1.870	15:24:46.881
7 -	47.912	126.3	1:14.544	90.3	42.885	84.2	2:45.341		94.75	1.643	15:27:32.222
8 -	47.775	127.8	1:14.367		***42.341***	86.1	2:44.483	**(3)**	95.25	0.785	15:30:16.705
9 -	***47.056***	***129.5***	1:13.989	90.1	42.653	85.8	***2:43.698***	**(1)**	***95.70***		***15:33:00.403***

Weather / Track : Overcast / Dry

Spa-Francorchamps
Circuit Length = 4.3520 miles
Start: 15:05 Flag 15:37 End: 15:38

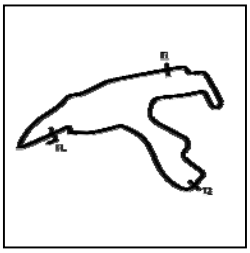

Avon Tyres Seven 420R & Santander Caterham Seven 310R Championships

TESTING 3 - SECTOR ANALYSIS

SECTOR 1 = FL to I1, SECTOR 2 = I1 to I2, SECTOR 3 = I2 to FL, DIFF = Difference To Personal Best Lap, P = Crossed Finish Line in Pit Lane, D = Time Disallowed

P9 45 420R Chris BATES Caterham 420R - DPR Motorsport

IDEAL LAP TIME : 2:42.841 BEST LAP TIME : 2:43.934 DIFFERENCE : 1.093

LAP	SECTOR 1		SECTOR 2		SECTOR 3		LAP TIME	MPH	DIFF	TIME OF DAY
1 -	48.117	121.7	1:15.016	***89.4***	***42.226***	82.5	2:45.359	94.74	1.425	15:11:08.080
2 -	***46.936***	130.0	1:15.431	87.6	42.394	85.5	2:44.761	95.09	0.827	15:13:52.841
3 -	47.681	129.8	1:14.891	88.8	42.977	***86.4***	2:45.549	94.63	1.615	15:16:38.390
4 -	47.314	130.5	1:13.975	81.3	42.777	84.8	2:44.066 **(2)**	95.49	0.132	15:19:22.456
5 -	47.920	127.3	***1:13.679***	85.9	43.073	84.8	2:44.672	95.14	0.738	15:22:07.128
6 -	47.786	126.8	1:14.933	87.9	42.446	85.2	2:45.165	94.85	1.231	15:24:52.293
7 -	47.698	126.6	1:14.441	87.6	42.755	84.5	2:44.894	95.01	0.960	15:27:37.187
8 -	47.152	***130.8***	1:14.292	89.1	42.490	86.0	***2:43.934*** **(1)**	***95.57***		***15:30:21.121***
9 -	46.991	129.3	1:14.704	88.8	42.418	85.5	2:44.113 **(3)**	95.46	0.179	15:33:05.234

P10 69 420R Stephen COLLINS Caterham 420R -

IDEAL LAP TIME : 2:43.123 BEST LAP TIME : 2:44.169 DIFFERENCE : 1.046

LAP	SECTOR 1		SECTOR 2		SECTOR 3		LAP TIME	MPH	DIFF	TIME OF DAY
1 -	48.722	126.6	1:14.126	87.1	42.956	85.1	2:45.804	94.49	1.635	15:10:40.540
2 -	48.695	124.2	1:14.664	89.3	***42.310***	85.7	2:45.669	94.57	1.500	15:13:26.209
3 -	48.485	125.4	1:14.679	91.4	42.888	85.4	2:46.052	94.35	1.883	15:16:12.261
4 -	48.256	126.1	***1:13.690***	***91.5***	42.338	***86.0***	2:44.284 **(2)**	95.36	0.115	15:18:56.545
5 -	***47.123***	127.0	1:14.194	90.1	42.852	85.7	***2:44.169*** **(1)**	***95.43***		***15:21:40.714***
6 -	47.600	***128.0***	1:14.302	90.8	42.474	85.4	2:44.376 **(3)**	95.31	0.207	15:24:25.090
7 -	48.116	126.3	1:14.827	90.8	42.313	85.0	2:45.256	94.80	1.087	15:27:10.346
8 -	48.096	125.2	1:14.614	90.0	42.776	85.5	2:45.486	94.67	1.317	15:29:55.832
9 -	48.033	121.7	1:14.081	90.4	42.413	84.3	2:44.527	95.22	0.358	15:32:40.359

P11 80 420R Alex JORDAN Caterham 420R - Alexson Homes/DPR Motorsport

IDEAL LAP TIME : 2:43.825 BEST LAP TIME : 2:44.324 DIFFERENCE : 0.499

LAP	SECTOR 1		SECTOR 2		SECTOR 3		LAP TIME	MPH	DIFF	TIME OF DAY
1 -	***47.316***	119.1	1:18.124	86.3	44.358	86.3	2:49.798	92.27	5.474	15:10:58.800
2 -	47.671	130.3	1:15.008	89.7	***42.492***	86.0	2:45.171 **(3)**	94.85	0.847	15:13:43.971
3 -	47.470	***130.5***	1:15.172	89.2	42.628	85.0	2:45.270	94.79	0.946	15:16:29.241
4 -	47.785	127.5	1:14.697	90.0	42.865	85.0	2:45.347	94.75	1.023	15:19:14.588
5 -	48.147	127.3	1:14.228	***90.1***	42.809	86.2	2:45.184	94.84	0.860	15:21:59.772
6 -	47.367	116.5	1:15.240	89.4	42.606	85.8	2:45.213	94.83	0.889	15:24:44.985
7 -	47.596	127.8	1:15.529	87.7	42.533	85.0	2:45.658	94.57	1.334	15:27:30.643
8 -	47.639	127.5	1:14.148	89.9	42.537	85.8	***2:44.324*** **(1)**	***95.34***		***15:30:14.967***
9 -	47.659	127.3	***1:14.017***	***90.1***	43.009	85.1	2:44.685 **(2)**	95.13	0.361	15:32:59.652

P12 7 420R Christopher HOY Caterham 420R -

IDEAL LAP TIME : 2:44.066 BEST LAP TIME : 2:44.390 DIFFERENCE : 0.324

LAP	SECTOR 1		SECTOR 2		SECTOR 3		LAP TIME	MPH	DIFF	TIME OF DAY
1 -	49.503	124.0	1:15.965	90.4	42.671	86.7	2:48.139	93.18	3.749	15:10:35.270
2 -	47.921	127.5	1:15.697	91.3	43.441	85.9	2:47.059	93.78	2.669	15:13:22.329
3 -	49.151	125.6	1:15.048	91.5	43.040	86.5	2:47.239	93.68	2.849	15:16:09.568
4 -	48.697	124.0	1:15.262	90.9	43.575	87.0	2:47.534	93.51	3.144	15:18:57.102
5 -	***47.333***	117.7	***1:14.524***	***92.1***	42.605	85.8	2:44.462 **(2)**	95.26	0.072	15:21:41.564
6 -	47.772	129.3	1:14.766	90.0	42.256	86.7	2:44.794	95.07	0.404	15:24:26.358
7 -	47.549	130.0	1:14.632	91.4	***42.209***	85.4	***2:44.390*** **(1)**	***95.30***		***15:27:10.748***
8 -	47.813	***130.3***	1:15.281	89.0	42.459	87.1	2:45.553	94.63	1.163	15:29:56.301
9 -	47.456	128.5	1:14.563	91.5	42.518	85.0	2:44.537 **(3)**	95.22	0.147	15:32:40.838

Weather / Track : Overcast / Dry

Spa-Francorchamps
Circuit Length = 4.3520 miles
Start: 15:05 Flag 15:37 End: 15:38

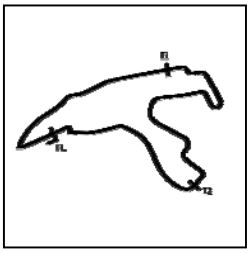

Avon Tyres Seven 420R & Santander Caterham Seven 310R Championships

TESTING 3 - SECTOR ANALYSIS

SECTOR 1 = FL to I1, SECTOR 2 = I1 to I2, SECTOR 3 = I2 to FL, DIFF = Difference To Personal Best Lap, P = Crossed Finish Line in Pit Lane, D = Time Disallowed

P13 24 420R Chris AUBREY

Caterham 420R -

IDEAL LAP TIME : 2:43.929 BEST LAP TIME : 2:44.631 DIFFERENCE : 0.702

LAP	SECTOR 1		SECTOR 2		SECTOR 3		LAP TIME		MPH	DIFF	TIME OF DAY
1 -	48.093	125.6	1:15.305	88.7	44.967	86.7	2:48.365		93.05	3.734	15:11:26.733
2 -	48.277	119.8	1:16.714	90.0	43.018	87.1	2:48.009		93.25	3.378	15:14:14.742
3 -	47.860	125.2	1:14.471	91.8	43.189	86.0	2:45.520		94.65	0.889	15:17:00.262
4 -	48.293	124.2	1:14.189	90.8	43.154	86.9	2:45.636		94.58	1.005	15:19:45.898
5 -	48.571	***128.3***	1:14.921	91.9	***42.445***	87.0	2:45.937		94.41	1.306	15:22:31.835
6 -	***47.301***	125.4	1:15.168	91.5	42.762	86.2	2:45.231	**(2)**	94.82	0.600	15:25:17.066
7 -	47.862	124.9	1:14.888	91.3	42.649	86.2	2:45.399	**(3)**	94.72	0.768	15:28:02.465
8 -	47.502	124.2	***1:14.183***	***92.6***	42.946	***87.4***	***2:44.631***	**(1)**	***95.16***		***15:30:47.096***
9 -	47.445	124.7	1:14.749	91.6	43.242	87.1	2:45.436		94.70	0.805	15:33:32.532

P14 34 420R Ian SPARSHOTT

Caterham 420R - DPR Motorsport

IDEAL LAP TIME : 2:44.410 BEST LAP TIME : 2:44.741 DIFFERENCE : 0.331

LAP	SECTOR 1		SECTOR 2		SECTOR 3		LAP TIME		MPH	DIFF	TIME OF DAY
1 -	48.023	***131.0***	1:16.206	88.5	43.068	86.2	2:47.297		93.65	2.556	15:11:03.169
2 -	***47.515***	129.0	1:15.609	***91.0***	***42.566***	86.9	2:45.690	**(3)**	94.55	0.949	15:13:48.859
3 -	47.879	119.1	1:17.266	88.3	43.038	86.4	2:48.183		93.15	3.442	15:16:37.042
4 -	47.733	128.0	1:14.478	85.4	43.586	86.0	2:45.797		94.49	1.056	15:19:22.839
5 -	47.617	129.0	1:14.390	87.2	42.734	85.7	***2:44.741***	**(1)**	***95.10***		***15:22:07.580***
6 -	47.706	122.9	1:16.043	88.0	42.726	84.6	2:46.475		94.11	1.734	15:24:54.055
7 -	47.995	127.3	1:16.944	89.1	43.183	84.9	2:48.122		93.19	3.381	15:27:42.177
8 -	48.164	126.3	1:15.002	88.4	42.785	86.8	2:45.951		94.41	1.210	15:30:28.128
9 -	47.842	126.8	***1:14.329***	87.7	42.695	***87.1***	2:44.866	**(2)**	95.03	0.125	15:33:12.994

P15 55 420R Russ OLIVANT

Caterham 420R - Anglo Aquatic

IDEAL LAP TIME : 2:43.362 BEST LAP TIME : 2:44.833 DIFFERENCE : 1.471

LAP	SECTOR 1		SECTOR 2		SECTOR 3		LAP TIME		MPH	DIFF	TIME OF DAY
1 -	49.874	120.0	1:15.319	87.8	42.369	86.8	2:47.562		93.50	2.729	15:10:34.548
2 -	47.682	***128.8***	1:14.203	90.6	43.188	85.8	2:45.073	**(2)**	94.91	0.240	15:13:19.621
3 -	47.635	123.5	1:15.103	89.7	42.749	***87.2***	2:45.487		94.67	0.654	15:16:05.108
4 -	47.569	126.3	1:14.430	88.8	43.208	86.1	2:45.207	**(3)**	94.83	0.374	15:18:50.315
5 -	48.265	116.9	1:15.836	90.6	42.832	85.0	2:46.933		93.85	2.100	15:21:37.248
6 -	47.959	125.6	1:14.731	91.0	***42.143***	86.9	***2:44.833***	**(1)**	***95.05***		***15:24:22.081***
7 -	***47.068***	119.8	1:15.150	***91.4***	43.376	85.8	2:45.594		94.61	0.761	15:27:07.675
8 -	47.600	128.3	1:14.742	88.3	43.326	85.1	2:45.668		94.57	0.835	15:29:53.343
9 -	48.058	127.0	***1:14.151***	89.8	43.195	85.9	2:45.404		94.72	0.571	15:32:38.747

P16 53 420R Matthew WELCH

Caterham 420R -

IDEAL LAP TIME : 2:46.446 BEST LAP TIME : 2:47.742 DIFFERENCE : 1.296

LAP	SECTOR 1		SECTOR 2		SECTOR 3		LAP TIME		MPH	DIFF	TIME OF DAY
1 -	50.229	123.8	1:16.422	89.7	43.603	85.4	2:50.254		92.02	2.512	15:12:21.639
2 -	50.026	124.0	***1:15.295***	88.7	***43.070***	85.5	2:48.391	**(3)**	93.04	0.649	15:15:10.030
3 -	49.025	124.2	1:15.343	89.3	43.804	85.1	2:48.172	**(2)**	93.16	0.430	15:17:58.202
4 -	49.132	125.6	1:15.619	88.8	44.623	***86.2***	2:49.374		92.50	1.632	15:20:47.576
5 -	48.996	124.9	1:15.507	87.4	43.239	85.1	***2:47.742***	**(1)**	***93.40***		***15:23:35.318***
6 -	48.366	125.2	1:17.258	83.6	43.414	83.8	2:49.038		92.68	1.296	15:26:24.356
7 -	***48.081***	***130.5***	1:16.557	85.1	44.520	84.6	2:49.158		92.62	1.416	15:29:13.514
8 -	49.302	124.0	1:15.528	***89.9***	43.904	86.0	2:48.734		92.85	0.992	15:32:02.248

Weather / Track : Overcast / Dry

Spa-Francorchamps
Circuit Length = 4.3520 miles
Start: 15:05 Flag 15:37 End: 15:38

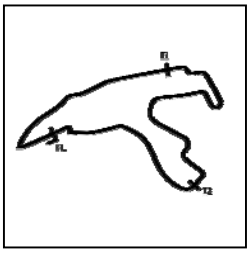

Avon Tyres Seven 420R & Santander Caterham Seven 310R Championships

TESTING 3 - SECTOR ANALYSIS

SECTOR 1 = FL to I1, SECTOR 2 = I1 to I2, SECTOR 3 = I2 to FL, DIFF = Difference To Personal Best Lap, P = Crossed Finish Line in Pit Lane, D = Time Disallowed

P17 11 310R Andrew PERRY — Caterham 310R - DPR Motorsport

IDEAL LAP TIME : 2:50.634 BEST LAP TIME : 2:51.016 DIFFERENCE : 0.382

LAP	SECTOR 1		SECTOR 2		SECTOR 3		LAP TIME		MPH	DIFF	TIME OF DAY
1 -	50.117	***120.9***	1:16.703	86.9	***44.196***	***82.1***	***2:51.016***	**(1)**	***91.61***		***15:11:23.128***
2 -	52.551	116.9	1:25.738	84.3	45.248	80.7	3:03.537		85.36	12.521	15:14:26.665
3 -	***49.972***	119.8	1:16.721	85.9	45.248	79.8	2:51.941	**(3)**	91.12	0.925	15:17:18.606
4 -	50.352	120.4	1:22.324	73.5	48.350	81.7	3:01.026		86.54	10.010	15:20:19.632
5 -	50.369	117.1	***1:16.466***	***87.0***	44.485	81.1	2:51.320	**(2)**	91.45	0.304	15:23:10.952
6 -	50.057	120.2	1:19.593	83.1	IN PIT		3:05.609	**P**	84.41	14.593	15:26:16.561
7 -	OUTLAP	116.5	1:17.728	83.5	45.264	79.7	4:20.512		60.14	1:29.496	15:30:37.073
8 -	51.013	116.5	1:17.354	84.6	45.436	80.2	2:53.803		90.14	2.787	15:33:30.876

P18 88 310R Pete WALTERS — Caterham 310R -

IDEAL LAP TIME : 2:50.454 BEST LAP TIME : 2:51.062 DIFFERENCE : 0.608

LAP	SECTOR 1		SECTOR 2		SECTOR 3		LAP TIME		MPH	DIFF	TIME OF DAY
1 -	51.243	116.9	1:16.567	84.9	45.070	79.7	2:52.880		90.62	1.818	15:11:59.463
2 -	50.476	118.9	***1:16.069***	84.2	44.917	78.9	2:51.462	**(2)**	91.37	0.400	15:14:50.925
3 -	50.354	120.2	1:18.967	83.4	45.141	80.0	2:54.462		89.80	3.400	15:17:45.387
4 -	50.535	116.9	1:17.689	84.8	46.115	79.7	2:54.339		89.86	3.277	15:20:39.726
5 -	***49.531***	***121.7***	1:16.478	84.2	45.053	79.7	***2:51.062***	**(1)**	***91.58***		***15:23:30.788***
6 -	50.989	116.5	1:18.927	84.3	52.915	78.7	3:02.831		85.69	11.769	15:26:33.619
7 -	50.916	116.5	1:17.297	84.6	45.511	***81.2***	2:53.724		90.18	2.662	15:29:27.343
8 -	50.374	116.5	1:16.434	84.9	***44.854***	80.9	2:51.662	**(3)**	91.26	0.600	15:32:19.005

P19 115 310R David YATES — Caterham 310R -

IDEAL LAP TIME : 2:50.719 BEST LAP TIME : 2:51.300 DIFFERENCE : 0.581

LAP	SECTOR 1		SECTOR 2		SECTOR 3		LAP TIME		MPH	DIFF	TIME OF DAY
1 -	50.461	122.0	***1:16.522***	85.4	45.025	79.6	2:52.008	**(2)**	91.08	0.708	15:10:45.644
2 -	51.066	116.7	1:17.433	86.9	45.136	81.2	2:53.635		90.23	2.335	15:13:39.279
3 -	50.307	120.4	1:17.484	86.2	44.571	81.0	2:52.362		90.89	1.062	15:16:31.641
4 -	50.281	***123.1***	1:17.529	83.5	***44.470***	80.6	2:52.280	**(3)**	90.94	0.980	15:19:23.921
5 -	50.512	116.3	1:17.475	82.2	45.444	80.1	2:53.431		90.33	2.131	15:22:17.352
6 -	53.734	88.1	1:22.784	86.0	IN PIT		3:31.051	**P**	74.23	39.751	15:25:48.403
7 -	OUTLAP	116.5	1:16.890	***87.7***	45.678	***81.3***	3:40.966		70.90	49.666	15:29:29.369
8 -	50.023	117.9	1:16.704	84.0	44.573	81.1	***2:51.300***	**(1)**	***91.46***		***15:32:20.669***

P20 71 310R Alan COOPER — Caterham 310R -

IDEAL LAP TIME : 2:50.981 BEST LAP TIME : 2:51.792 DIFFERENCE : 0.811

LAP	SECTOR 1		SECTOR 2		SECTOR 3		LAP TIME		MPH	DIFF	TIME OF DAY
1 -	***50.189***	***120.4***	1:17.438	86.9	44.962	***82.1***	2:52.589	**(3)**	90.77	0.797	15:11:23.656
2 -	51.543	119.6	1:17.390	***89.1***	***44.306***	80.5	2:53.239		90.43	1.447	15:14:16.895
3 -	50.595	116.7	1:16.650	86.2	45.651	81.0	2:52.896		90.61	1.104	15:17:09.791
4 -	50.341	119.6	1:16.953	85.9	45.250	79.7	2:52.544	**(2)**	90.80	0.752	15:20:02.335
5 -	50.505	114.3	1:16.851	83.8	44.436	81.1	***2:51.792***	**(1)**	***91.20***		***15:22:54.127***
6 -	50.615	116.5	1:18.974	85.2	IN PIT		3:11.962	**P**	81.61	20.170	15:26:06.089
7 -	OUTLAP	116.7	1:16.770	87.0	44.584	81.4	5:02.480		51.79	2:10.688	15:31:08.569

P21 6 310R Richard LAMBERT — Caterham 310R - Axtrom Ltd

IDEAL LAP TIME : 2:50.954 BEST LAP TIME : 2:51.801 DIFFERENCE : 0.847

LAP	SECTOR 1		SECTOR 2		SECTOR 3		LAP TIME		MPH	DIFF	TIME OF DAY
1 -	50.740	116.9	1:17.092	85.4	45.050	80.1	2:52.882	**(3)**	90.62	1.081	15:11:31.853
2 -	50.699	116.9	1:17.090	85.3	44.779	77.4	2:52.568	**(2)**	90.79	0.767	15:14:24.421
3 -	50.903	121.7	1:17.796	82.2	45.793	80.2	2:54.492		89.78	2.691	15:17:18.913
4 -	50.206	116.9	1:19.163	85.7	46.401	80.1	2:55.770		89.13	3.969	15:20:14.683
5 -	51.106	118.3	1:18.470	85.1	45.245	81.3	2:54.821		89.62	3.020	15:23:09.504
6 -	50.893	118.1	1:18.327	85.7	45.468	78.3	2:54.688		89.68	2.887	15:26:04.192
7 -	50.945	116.3	1:17.423	84.9	44.574	79.9	2:52.942		90.59	1.141	15:28:57.134
8 -	50.703	116.9	***1:17.075***	***85.9***	***44.023***	***82.3***	***2:51.801***	**(1)**	***91.19***		***15:31:48.935***

Weather / Track : Overcast / Dry

Spa-Francorchamps
Circuit Length = 4.3520 miles
Start: 15:05 Flag 15:37 End: 15:38

Avon Tyres Seven 420R & Santander Caterham Seven 310R Championships

TESTING 3 - SECTOR ANALYSIS

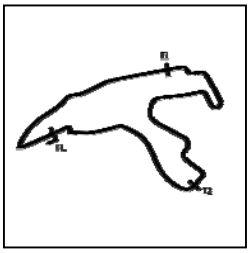

SECTOR 1 = FL to I1, SECTOR 2 = I1 to I2, SECTOR 3 = I2 to FL, DIFF = Difference To Personal Best Lap, P = Crossed Finish Line in Pit Lane, D = Time Disallowed

P22 77 310R Gordon SAWYER — Caterham 310R - DPR Motorsport

IDEAL LAP TIME : BEST LAP TIME : 2:51.944 DIFFERENCE :

LAP	SECTOR 1	SECTOR 2	SECTOR 3	LAP TIME	MPH	DIFF	TIME OF DAY
1 -				2:52.206 (2)	90.98	0.262	15:12:20.946
2 -				2:52.342	90.90	0.398	15:15:13.288
3 -				***2:51.944 (1)***	***91.11***		***15:18:05.232***
4 -				2:55.239	89.40	3.295	15:21:00.471
5 -				2:53.685	90.20	1.741	15:23:54.156
6 -				2:52.304	90.92	0.360	15:26:46.460
7 -				2:52.251 (3)	90.95	0.307	15:29:38.711
8 -				2:52.738	90.70	0.794	15:32:31.449

P23 66 310R Jake SWANN-DIXON — Caterham 310R -

IDEAL LAP TIME : 2:51.740 BEST LAP TIME : 2:52.200 DIFFERENCE : 0.460

LAP	SECTOR 1		SECTOR 2		SECTOR 3		LAP TIME	MPH	DIFF	TIME OF DAY
1 -	50.800	112.2	1:17.703	86.5	45.298	80.7	2:53.801	90.14	1.601	15:10:52.726
2 -	50.455	116.9	1:18.047	86.4	44.769	***80.9***	2:53.271 (3)	90.42	1.071	15:13:45.997
3 -	***50.147***	***123.1***	1:17.628	85.9	***44.425***	79.8	***2:52.200 (1)***	***90.98***		***15:16:38.197***
4 -	50.316	119.8	***1:17.168***	86.7	44.925	79.9	2:52.409 (2)	90.87	0.209	15:19:30.606
5 -	50.695	117.5	1:17.350	85.4	45.455	79.8	2:53.500	90.30	1.300	15:22:24.106
6 -	51.083	113.9	1:18.243	84.5	44.769	80.2	2:54.095	89.99	1.895	15:25:18.201
7 -	50.837	115.1	1:17.823	85.1	45.373	79.4	2:54.033	90.02	1.833	15:28:12.234
8 -	51.211	113.9	1:17.919	85.3	45.489	79.9	2:54.619	89.72	2.419	15:31:06.853

P24 74 310R James BEARDWELL — Caterham 310R -

IDEAL LAP TIME : 2:51.600 BEST LAP TIME : 2:52.225 DIFFERENCE : 0.625

LAP	SECTOR 1		SECTOR 2		SECTOR 3		LAP TIME	MPH	DIFF	TIME OF DAY
1 -	52.107	115.1	***1:16.966***	84.3	44.796	79.6	2:53.869	90.11	1.644	15:11:38.134
2 -	50.597	119.6	1:16.989	85.7	***44.639***	79.9	***2:52.225 (1)***	***90.97***		***15:14:30.359***
3 -	***49.995***	121.3	1:17.775	***85.9***	44.729	79.6	2:52.499 (2)	90.82	0.274	15:17:22.858
4 -	50.465	119.1	1:17.574	84.8	44.745	81.4	2:52.784	90.67	0.559	15:20:15.642
5 -	50.223	***121.5***	1:18.082	84.7	44.886	79.7	2:53.191	90.46	0.966	15:23:08.833
6 -	50.700	116.5	1:18.169	85.3	45.023	78.9	2:53.892	90.09	1.667	15:26:02.725
7 -	51.158	116.7	1:17.181	84.8	44.979	81.5	2:53.318	90.39	1.093	15:28:56.043
8 -	50.406	116.5	1:17.237	83.9	44.912	***82.1***	2:52.555 (3)	90.79	0.330	15:31:48.598

P25 110 310R John SHIVERAL — Caterham 310R -

IDEAL LAP TIME : 2:52.142 BEST LAP TIME : 2:52.321 DIFFERENCE : 0.179

LAP	SECTOR 1		SECTOR 2		SECTOR 3		LAP TIME	MPH	DIFF	TIME OF DAY
1 -	50.935	***123.1***	1:17.411	86.2	45.169	***82.4***	2:53.515	90.29	1.194	15:11:22.810
2 -	51.821	113.3	1:17.750	87.2	46.126	80.8	2:55.697	89.17	3.376	15:14:18.507
3 -	50.263	120.0	1:17.375	***87.3***	45.024	81.6	2:52.662 (2)	90.74	0.341	15:17:11.169
4 -	***50.200***	118.7	***1:17.236***	86.4	44.885	80.2	***2:52.321 (1)***	***90.92***		***15:20:03.490***
5 -	50.537	117.9	1:17.422	85.0	***44.706***	81.3	2:52.665 (3)	90.73	0.344	15:22:56.155
6 -	50.483	117.1	1:23.920	86.3	44.918	80.6	2:59.321	87.37	7.000	15:25:55.476
7 -	50.217	120.2	1:18.394	87.0	45.340	82.3	2:53.951	90.06	1.630	15:28:49.427
8 -	50.875	115.5	1:18.139	85.5	45.189	81.0	2:54.203	89.93	1.882	15:31:43.630

Weather / Track : Overcast / Dry

Spa-Francorchamps
Circuit Length = 4.3520 miles
Start: 15:05 Flag 15:37 End: 15:38

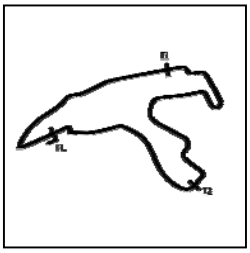

Avon Tyres Seven 420R & Santander Caterham Seven 310R Championships

TESTING 3 - SECTOR ANALYSIS

SECTOR 1 = FL to I1, SECTOR 2 = I1 to I2, SECTOR 3 = I2 to FL, DIFF = Difference To Personal Best Lap, P = Crossed Finish Line in Pit Lane, D = Time Disallowed

P26 30 310R Ben GILLIAS

Caterham 310R -

IDEAL LAP TIME : 2:52.425 BEST LAP TIME : 2:52.480 DIFFERENCE : 0.055

LAP	SECTOR 1		SECTOR 2		SECTOR 3		LAP TIME		MPH	DIFF	TIME OF DAY
1 -	51.877	***119.4***	1:18.586	84.0	46.724	77.7	2:57.187		88.42	4.707	15:11:27.729
2 -	51.314	117.1	1:18.645	85.4	45.801	77.5	2:55.760		89.14	3.280	15:14:23.489
3 -	51.491	117.3	1:18.729	86.2	45.644	79.4	2:55.864		89.08	3.384	15:17:19.353
4 -	50.792	117.9	1:17.786	85.9	45.824	77.6	2:54.402	**(3)**	89.83	1.922	15:20:13.755
5 -	51.818	115.9	1:18.141	84.8	45.699	78.9	2:55.658		89.19	3.178	15:23:09.413
6 -	50.778	118.3	1:19.377	84.5	46.149	79.3	2:56.304		88.86	3.824	15:26:05.717
7 -	50.451	115.5	1:17.628	86.1	***44.781***	79.2	2:52.860	**(2)**	90.63	0.380	15:28:58.577
8 -	***50.311***	118.5	***1:17.333***	***86.3***	44.836	***79.5***	***2:52.480***	**(1)**	***90.83***		***15:31:51.057***

P27 153 310R Mark ROBERTS

Caterham 310R -

IDEAL LAP TIME : 2:51.663 BEST LAP TIME : 2:52.551 DIFFERENCE : 0.888

LAP	SECTOR 1		SECTOR 2		SECTOR 3		LAP TIME		MPH	DIFF	TIME OF DAY
1 -	50.157	120.6	1:17.679	84.7	44.980	80.0	2:52.816	**(2)**	90.66	0.265	15:10:55.969
2 -	50.702	118.3	***1:16.884***	85.3	44.965	80.3	***2:52.551***	**(1)**	***90.79***		***15:13:48.520***
3 -	***50.043***	***123.5***	1:19.014	87.0	45.762	79.1	2:54.819		89.62	2.268	15:16:43.339
4 -	51.708	116.7	1:18.651	86.0	46.655	79.8	2:57.014		88.50	4.463	15:19:40.353
5 -	51.231	116.7	1:19.876	85.5	45.255	***82.3***	2:56.362		88.83	3.811	15:22:36.715
6 -	51.231	120.9	1:20.318	83.3	IN PIT		3:16.563	**P**	79.70	24.012	15:25:53.278
7 -	OUTLAP	116.1	1:18.796	86.9	***44.736***	79.4	4:25.007		59.12	1:32.456	15:30:18.285
8 -	50.554	119.8	1:18.125	86.0	45.772	81.3	2:54.451	**(3)**	89.81	1.900	15:33:12.736

P28 12 310R Andy WHITTON

Caterham 310R -

IDEAL LAP TIME : 2:52.299 BEST LAP TIME : 2:52.629 DIFFERENCE : 0.330

LAP	SECTOR 1		SECTOR 2		SECTOR 3		LAP TIME		MPH	DIFF	TIME OF DAY
1 -	50.638	119.6	***1:17.692***	85.8	***44.628***	79.6	2:52.958	**(2)**	90.58	0.329	15:11:26.165
2 -	50.401	***123.1***	1:18.620	***86.9***	44.737	79.9	2:53.758		90.16	1.129	15:14:19.923
3 -	50.157	122.6	1:17.928	86.5	45.076	80.6	2:53.161	**(3)**	90.47	0.532	15:17:13.084
4 -	***49.979***	121.7	1:17.774	84.9	44.876	80.4	***2:52.629***	**(1)**	***90.75***		***15:20:05.713***
5 -	51.019	117.1	1:19.392	85.9	IN PIT		3:05.344	**P**	84.53	12.715	15:23:11.057
6 -	OUTLAP	115.9	1:22.249	83.5	45.712	77.4	4:51.362		53.77	1:58.733	15:28:02.419
7 -	51.495	117.1	1:18.505	84.6	45.455	79.2	2:55.455		89.29	2.826	15:30:57.874

P29 94 310R Aman UPPAL

Caterham 310R -

IDEAL LAP TIME : 2:52.724 BEST LAP TIME : 2:52.970 DIFFERENCE : 0.246

LAP	SECTOR 1		SECTOR 2		SECTOR 3		LAP TIME		MPH	DIFF	TIME OF DAY
1 -	52.468	119.6	1:17.754	***87.0***	46.116	79.8	2:56.338		88.84	3.368	15:11:28.468
2 -	51.369	116.3	1:19.416	85.0	49.000	78.3	2:59.785		87.14	6.815	15:14:28.253
3 -	51.507	115.3	1:18.906	86.3	44.833	79.3	2:55.246		89.40	2.276	15:17:23.499
4 -	50.722	119.8	***1:17.325***	83.6	44.923	***81.3***	***2:52.970***	**(1)**	***90.57***		***15:20:16.469***
5 -	***50.703***	***122.4***	1:18.226	84.6	***44.696***	80.5	2:53.625	**(2)**	90.23	0.655	15:23:10.094
6 -	50.930	119.1	1:18.388	85.5	45.761	79.7	2:55.079		89.48	2.109	15:26:05.173
7 -	50.985	117.9	1:18.968	86.3	44.915	80.0	2:54.868	**(3)**	89.59	1.898	15:29:00.041
8 -	52.041	116.7	1:17.971	84.7	45.474	79.6	2:55.486		89.28	2.516	15:31:55.527

P30 29 310R Tim CHILD

Caterham 310R -

IDEAL LAP TIME : 2:52.108 BEST LAP TIME : 2:53.163 DIFFERENCE : 1.055

LAP	SECTOR 1		SECTOR 2		SECTOR 3		LAP TIME		MPH	DIFF	TIME OF DAY
1 -	51.415	116.5	1:17.517	86.1	***44.461***	***81.2***	2:53.393	**(3)**	90.35	0.230	15:11:40.670
2 -	50.584	116.7	***1:17.472***	86.1	47.370	79.1	2:55.426		89.31	2.263	15:14:36.096
3 -	***50.175***	117.7	1:18.547	***86.5***	48.756	79.4	2:57.478		88.27	4.315	15:17:33.574
4 -	50.612	117.1	1:17.738	86.0	45.026	79.4	2:53.376	**(2)**	90.36	0.213	15:20:26.950
5 -	50.659	117.1	1:17.475	85.7	45.029	79.6	***2:53.163***	**(1)**	***90.47***		***15:23:20.113***
6 -	50.236	***118.3***	1:25.967	85.9	46.324	79.2	3:02.527		85.83	9.364	15:26:22.640
7 -	50.441	116.9	1:18.778	85.4	46.003	78.8	2:55.222		89.41	2.059	15:29:17.862
8 -	50.621	117.1	1:18.310	86.0	47.700	79.7	2:56.631		88.70	3.468	15:32:14.493

Weather / Track : Overcast / Dry

Spa-Francorchamps
Circuit Length = 4.3520 miles
Start: 15:05 Flag 15:37 End: 15:38

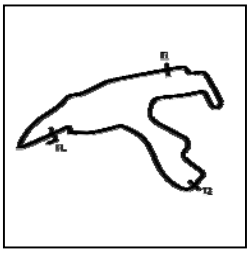

Avon Tyres Seven 420R & Santander Caterham Seven 310R Championships

TESTING 3 - SECTOR ANALYSIS

SECTOR 1 = FL to I1, SECTOR 2 = I1 to I2, SECTOR 3 = I2 to FL, DIFF = Difference To Personal Best Lap, P = Crossed Finish Line in Pit Lane, D = Time Disallowed

P31 21 310R Harry LANDY

Caterham 310R - DPR Motorsport

IDEAL LAP TIME : 2:53.179 BEST LAP TIME : 2:53.234 DIFFERENCE : 0.055

LAP	SECTOR 1		SECTOR 2		SECTOR 3		LAP TIME		MPH	DIFF	TIME OF DAY
1 -	50.641	117.5	1:19.151	84.5	***44.831***	79.7	2:54.623	**(3)**	89.72	1.389	15:12:28.444
2 -	50.807	116.7	1:19.625	84.6	46.462	***81.0***	2:56.894		88.57	3.660	15:15:25.338
3 -	***49.848***	***119.6***	1:18.540	84.9	44.846	76.8	***2:53.234***	**(1)**	***90.44***		***15:18:18.572***
4 -	50.545	117.1	1:19.033	84.9	45.020	79.7	2:54.598	**(2)**	89.73	1.364	15:21:13.170
5 -	50.693	116.9	1:19.465	83.9	45.730	80.5	2:55.888		89.07	2.654	15:24:09.058
6 -	50.753	114.3	1:19.702	85.0	45.222	78.8	2:55.677		89.18	2.443	15:27:04.735
7 -	51.027	116.9	1:19.257	***85.9***	45.854	80.0	2:56.138		88.95	2.904	15:30:00.873
8 -	50.297	116.7	***1:18.500***	85.5	45.888	79.0	2:54.685		89.69	1.451	15:32:55.558

P32 79 310R Nathan BELL

Caterham 310R -

IDEAL LAP TIME : 2:52.637 BEST LAP TIME : 2:53.260 DIFFERENCE : 0.623

LAP	SECTOR 1		SECTOR 2		SECTOR 3		LAP TIME		MPH	DIFF	TIME OF DAY
1 -	51.035	114.5	***1:17.284***	86.0	45.500	79.3	2:53.819		90.13	0.559	15:10:52.239
2 -	51.046	***120.4***	1:17.435	***86.1***	44.779	79.7	***2:53.260***	**(1)**	***90.42***		***15:13:45.499***
3 -	***50.732***	120.0	1:18.988	83.1	IN PIT		3:12.547	**P**	81.36	19.287	15:16:58.046
4 -	OUTLAP	104.8	1:21.497	81.9	45.582	80.0	4:47.703		54.45	1:54.443	15:21:45.749
5 -	50.996	118.9	1:17.404	85.3	45.285	***80.3***	2:53.685	**(3)**	90.20	0.425	15:24:39.434
6 -	51.212	113.7	1:18.219	86.0	***44.621***	78.7	2:54.052		90.01	0.792	15:27:33.486
7 -	50.967	114.9	1:17.445	85.4	45.181	80.0	2:53.593	**(2)**	90.25	0.333	15:30:27.079
8 -	50.795	117.5	1:17.769	84.8	45.542	78.7	2:54.106		89.98	0.846	15:33:21.185

P33 70 310R Kevin COOPER

Caterham 310R -

IDEAL LAP TIME : 2:52.601 BEST LAP TIME : 2:53.272 DIFFERENCE : 0.671

LAP	SECTOR 1		SECTOR 2		SECTOR 3		LAP TIME		MPH	DIFF	TIME OF DAY
1 -	52.073	119.1	1:19.615	85.5	46.378	***80.2***	2:58.066		87.98	4.794	15:11:50.076
2 -	51.889	115.9	1:18.736	86.0	45.304	79.6	2:55.929		89.05	2.657	15:14:46.005
3 -	51.349	109.1	1:18.196	85.5	45.054	79.1	2:54.599	**(2)**	89.73	1.327	15:17:40.604
4 -	51.509	117.3	1:19.032	85.1	45.259	79.4	2:55.800		89.12	2.528	15:20:36.404
5 -	51.195	116.5	1:19.034	85.9	45.558	77.3	2:55.787		89.12	2.515	15:23:32.191
6 -	50.931	***119.4***	1:18.864	***86.4***	45.779	77.8	2:55.574	**(3)**	89.23	2.302	15:26:27.765
7 -	54.013	95.3	1:21.635	85.7	45.259	79.9	3:00.907		86.60	7.635	15:29:28.672
8 -	51.035	112.5	***1:17.504***	85.8	***44.733***	79.6	***2:53.272***	**(1)**	***90.42***		***15:32:21.944***

P34 18 310R Dave BULLOCK

Caterham 310R -

IDEAL LAP TIME : 2:52.894 BEST LAP TIME : 2:53.369 DIFFERENCE : 0.475

LAP	SECTOR 1		SECTOR 2		SECTOR 3		LAP TIME		MPH	DIFF	TIME OF DAY
1 -	51.157	115.1	1:18.502	85.5	46.335	79.8	2:55.994		89.02	2.625	15:11:22.700
2 -	51.691	116.3	1:19.255	***87.3***	45.296	80.1	2:56.242		88.89	2.873	15:14:18.942
3 -	50.487	109.1	1:18.026	86.0	45.193	81.3	2:53.706	**(2)**	90.19	0.337	15:17:12.648
4 -	50.754	111.8	1:18.110	87.2	45.165	***81.4***	2:54.029	**(3)**	90.02	0.660	15:20:06.677
5 -	***49.987***	118.9	1:18.390	84.0	***44.992***	79.0	***2:53.369***	**(1)**	***90.37***		***15:23:00.046***
6 -	50.835	116.7	***1:17.915***	83.7	45.364	79.1	2:54.114		89.98	0.745	15:25:54.160
7 -	51.091	112.4	1:18.258	84.0	45.704	80.3	2:55.053		89.50	1.684	15:28:49.213
8 -	50.957	***119.1***	1:18.998	86.4	45.669	76.4	2:55.624		89.21	2.255	15:31:44.837

Weather / Track : Overcast / Dry

Spa-Francorchamps
Circuit Length = 4.3520 miles
Start: 15:05 Flag 15:37 End: 15:38

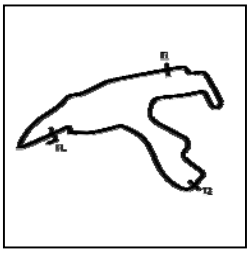

Avon Tyres Seven 420R & Santander Caterham Seven 310R Championships

TESTING 3 - SECTOR ANALYSIS

SECTOR 1 = FL to I1, SECTOR 2 = I1 to I2, SECTOR 3 = I2 to FL, DIFF = Difference To Personal Best Lap, P = Crossed Finish Line in Pit Lane, D = Time Disallowed

P35 27 310R Matt TOPHAM — Caterham 310R -

IDEAL LAP TIME : BEST LAP TIME : 2:53.398 DIFFERENCE :

LAP	SECTOR 1	SECTOR 2	SECTOR 3	LAP TIME	MPH	DIFF	TIME OF DAY
1 -				2:53.497 (2)	90.30	0.099	15:11:22.463
2 -				2:56.208	88.91	2.810	15:14:18.671
3 -				2:53.803 (3)	90.14	0.405	15:17:12.474
4 -				2:53.848	90.12	0.450	15:20:06.322
5 -				2:54.702	89.68	1.304	15:23:01.024
6 -				***2:53.398 (1)***	***90.35***		***15:25:54.422***
7 -				2:54.419	89.82	1.021	15:28:48.841
8 -				2:56.626	88.70	3.228	15:31:45.467

P36 91 310R Lee BRISTOW — Caterham 310R -

IDEAL LAP TIME : 2:52.538 BEST LAP TIME : 2:53.885 DIFFERENCE : 1.347

LAP	SECTOR 1		SECTOR 2		SECTOR 3		LAP TIME	MPH	DIFF	TIME OF DAY
1 -	54.126	111.2	1:19.522	80.3	46.954	73.0	3:00.602	86.75	6.717	15:17:05.776
2 -	52.699	113.9	1:21.046	81.3	45.698	77.0	2:59.443	87.31	5.558	15:20:05.219
3 -	53.220	115.7	1:18.359	***84.9***	47.549	73.5	2:59.128 (3)	87.46	5.243	15:23:04.347
4 -	53.127	112.4	1:27.921	81.5	46.716	75.4	3:07.764	83.44	13.879	15:26:12.111
5 -	51.605	115.3	***1:17.020***	82.4	46.447	77.7	2:55.072 (2)	89.49	1.187	15:29:07.183
6 -	51.278	***118.5***	1:17.762	81.7	***44.845***	***77.9***	***2:53.885 (1)***	***90.10***		***15:32:01.068***

P37 52 310R Martin PRATT — Caterham 310R -

IDEAL LAP TIME : 2:53.061 BEST LAP TIME : 2:54.161 DIFFERENCE : 1.100

LAP	SECTOR 1		SECTOR 2		SECTOR 3		LAP TIME	MPH	DIFF	TIME OF DAY
1 -	52.324	107.7	1:19.330	84.4	46.210	74.2	2:57.864	88.08	3.703	15:10:59.164
2 -	51.713	109.6	1:19.928	85.0	45.446	78.4	2:57.087	88.47	2.926	15:13:56.251
3 -	51.500	116.3	***1:17.189***	***86.1***	45.472	78.6	***2:54.161 (1)***	***89.95***		***15:16:50.412***
4 -	50.920	118.9	1:18.456	84.8	46.279	78.5	2:55.655	89.19	1.494	15:19:46.067
5 -	51.161	119.6	1:17.902	***86.1***	45.678	***79.1***	2:54.741	89.66	0.580	15:22:40.808
6 -	51.204	116.3	1:18.662	81.7	48.158	78.2	2:58.024	88.00	3.863	15:25:38.832
7 -	51.380	114.7	1:17.829	84.9	45.474	78.7	2:54.683 (3)	89.69	0.522	15:28:33.515
8 -	***50.861***	***121.1***	1:18.593	85.8	***45.011***	78.5	2:54.465 (2)	89.80	0.304	15:31:27.980

P38 9 310R Caroline EVERETT — Caterham 310R -

IDEAL LAP TIME : 2:52.515 BEST LAP TIME : 2:54.228 DIFFERENCE : 1.713

LAP	SECTOR 1		SECTOR 2		SECTOR 3		LAP TIME	MPH	DIFF	TIME OF DAY
1 -	53.348	111.6	1:18.086	85.2	45.604	***80.6***	2:57.038	88.49	2.810	15:10:59.397
2 -	***50.222***	***121.1***	1:18.748	85.4	45.538	79.5	2:54.508 (2)	89.78	0.280	15:13:53.905
3 -	51.338	112.7	1:18.761	***85.9***	***44.987***	78.6	2:55.086 (3)	89.48	0.858	15:16:48.991
4 -	52.172	113.3	1:18.255	85.8	45.642	80.5	2:56.069	88.98	1.841	15:19:45.060
5 -	51.263	117.9	1:22.355	85.3	45.490	78.5	2:59.108	87.47	4.880	15:22:44.168
6 -	51.927	116.7	1:19.219	83.0	45.482	78.7	2:56.628	88.70	2.400	15:25:40.796
7 -	51.138	115.5	1:18.622	85.5	45.326	77.9	2:55.086 (3)	89.48	0.858	15:28:35.882
8 -	51.508	116.7	***1:17.306***	85.2	45.414	80.5	***2:54.228 (1)***	***89.92***		***15:31:30.110***

P39 67 310R Douglas CHRISTIE — Caterham 310R - DPR Motorsport

IDEAL LAP TIME : 2:53.506 BEST LAP TIME : 2:54.528 DIFFERENCE : 1.022

LAP	SECTOR 1		SECTOR 2		SECTOR 3		LAP TIME	MPH	DIFF	TIME OF DAY
1 -	***50.459***	***120.6***	1:18.109	85.1	46.201	80.6	2:54.769 (2)	89.64	0.241	15:10:59.855
2 -	50.872	119.8	1:18.675	83.9	***44.981***	80.1	***2:54.528 (1)***	***89.77***		***15:13:54.383***
3 -	50.762	116.7	1:18.575	84.3	46.071	79.5	2:55.408	89.32	0.880	15:16:49.791
4 -	51.117	117.1	***1:18.066***	85.0	45.960	78.8	2:55.143 (3)	89.45	0.615	15:19:44.934
5 -	51.417	117.9	1:18.496	85.2	46.334	***80.8***	2:56.247	88.89	1.719	15:22:41.181
6 -	50.895	115.3	1:19.129	84.6	45.745	78.0	2:55.769	89.13	1.241	15:25:36.950
7 -	51.418	115.5	1:18.862	84.9	45.692	78.7	2:55.972	89.03	1.444	15:28:32.922
8 -	51.245	116.3	1:18.388	85.0	46.376	80.6	2:56.009	89.01	1.481	15:31:28.931

Weather / Track : Overcast / Dry

Spa-Francorchamps
Circuit Length = 4.3520 miles
Start: 15:05 Flag 15:37 End: 15:38

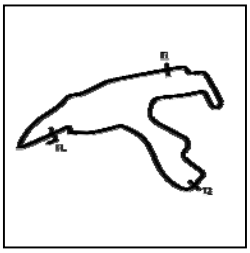

Avon Tyres Seven 420R & Santander Caterham Seven 310R Championships

TESTING 3 - SECTOR ANALYSIS

SECTOR 1 = FL to I1, SECTOR 2 = I1 to I2, SECTOR 3 = I2 to FL, DIFF = Difference To Personal Best Lap, P = Crossed Finish Line in Pit Lane, D = Time Disallowed

P40 144 310R David RIDLEY

Caterham 310R -

IDEAL LAP TIME : 2:53.395 BEST LAP TIME : 2:54.601 DIFFERENCE : 1.206

LAP	SECTOR 1		SECTOR 2		SECTOR 3		LAP TIME		MPH	DIFF	TIME OF DAY
1 -	51.670	111.1	1:18.397	85.5	45.193	78.9	2:55.260	(3)	89.39	0.659	15:11:40.130
2 -	51.322	114.5	***1:18.329***	85.3	45.039	78.9	2:54.690	(2)	89.68	0.089	15:14:34.820
3 -	51.141	115.3	1:18.453	85.5	46.352	77.7	2:55.946		89.04	1.345	15:17:30.766
4 -	51.449	114.1	1:20.729	83.7	***44.912***	***80.2***	2:57.090		88.47	2.489	15:20:27.856
5 -	***50.154***	***120.6***	1:18.690	81.9	45.757	80.1	***2:54.601***	**(1)**	***89.73***		***15:23:22.457***
6 -	50.728	118.9	1:19.231	***85.7***	46.150	77.3	2:56.109		88.96	1.508	15:26:18.566
7 -	51.128	118.1	1:18.948	84.8	45.712	79.7	2:55.788		89.12	1.187	15:29:14.354
8 -	50.677	116.7	1:19.805	75.1	46.690	78.0	2:57.172		88.43	2.571	15:32:11.526

P41 50 310R Greg HYATT

Caterham 310R -

IDEAL LAP TIME : 2:54.528 BEST LAP TIME : 2:54.604 DIFFERENCE : 0.076

LAP	SECTOR 1		SECTOR 2		SECTOR 3		LAP TIME		MPH	DIFF	TIME OF DAY
1 -	51.685	116.9	1:18.905	82.5	47.185	76.0	2:57.775		88.13	3.171	15:11:22.455
2 -	52.791	116.1	1:19.550	***85.3***	45.831	***79.4***	2:58.172		87.93	3.568	15:14:20.627
3 -	50.707	***118.9***	***1:18.200***	85.1	45.697	78.0	***2:54.604***	**(1)**	***89.73***		***15:17:15.231***
4 -	52.830	117.3	1:19.637	84.5	46.884	78.8	2:59.351		87.35	4.747	15:20:14.582
5 -	51.316	111.8	1:20.227	85.2	***45.687***	78.7	2:57.230		88.40	2.626	15:23:11.812
6 -	***50.641***	117.7	1:18.884	85.1	46.706	78.3	2:56.231	**(2)**	88.90	1.627	15:26:08.043
7 -	51.756	117.1	1:19.087	***85.3***	46.170	77.0	2:57.013		88.51	2.409	15:29:05.056
8 -	51.197	116.9	1:19.561	83.2	46.173	78.6	2:56.931	**(3)**	88.55	2.327	15:32:01.987

P42 38 310R Geoff PRICE

Caterham 310R -

IDEAL LAP TIME : 2:53.367 BEST LAP TIME : 2:54.606 DIFFERENCE : 1.239

LAP	SECTOR 1		SECTOR 2		SECTOR 3		LAP TIME		MPH	DIFF	TIME OF DAY
1 -	51.575	116.5	1:19.331	84.8	45.360	79.3	2:56.266		88.88	1.660	15:12:29.223
2 -	51.024	116.7	1:18.766	83.4	45.316	78.3	2:55.106	**(3)**	89.47	0.500	15:15:24.329
3 -	50.912	114.9	1:18.782	84.8	***44.912***	***80.2***	***2:54.606***	**(1)**	***89.73***		***15:18:18.935***
4 -	***50.153***	***120.6***	1:19.688	84.5	45.161	79.6	2:55.002	**(2)**	89.52	0.396	15:21:13.937
5 -	50.805	116.5	1:18.897	83.0	45.801	79.9	2:55.503		89.27	0.897	15:24:09.440
6 -	51.355	111.4	1:21.761	84.8	46.134	79.2	2:59.250		87.40	4.644	15:27:08.690
7 -	51.538	117.9	***1:18.302***	***85.1***	45.419	79.1	2:55.259		89.39	0.653	15:30:03.949
8 -	51.967	116.1	1:18.314	***85.1***	46.255	79.4	2:56.536		88.74	1.930	15:33:00.485

P43 51 310R Mark DAVIES

Caterham 310R -

IDEAL LAP TIME : 2:53.423 BEST LAP TIME : 2:54.879 DIFFERENCE : 1.456

LAP	SECTOR 1		SECTOR 2		SECTOR 3		LAP TIME		MPH	DIFF	TIME OF DAY
1 -	51.598	118.9	***1:17.604***	86.2	45.677	80.0	***2:54.879***	**(1)**	***89.59***		***15:11:28.579***
2 -	50.846	***120.4***	1:18.806	86.5	45.618	80.4	2:55.270	**(3)**	89.39	0.391	15:14:23.849
3 -	51.641	115.7	1:18.681	86.7	45.866	***81.5***	2:56.188		88.92	1.309	15:17:20.037
4 -	51.479	117.3	1:18.542	84.7	***45.128***	80.6	2:55.149	**(2)**	89.45	0.270	15:20:15.186
5 -	51.604	118.9	1:20.018	85.5	45.314	80.6	2:56.936		88.54	2.057	15:23:12.122
6 -	***50.691***	***120.4***	1:18.810	85.9	45.784	80.2	2:55.285		89.38	0.406	15:26:07.407
7 -	50.899	117.1	1:19.372	84.6	IN PIT		3:11.959	**P**	81.61	17.080	15:29:19.366

P44 169 310R Steve EVANS

Caterham 310R -

IDEAL LAP TIME : 2:54.793 BEST LAP TIME : 2:55.317 DIFFERENCE : 0.524

LAP	SECTOR 1		SECTOR 2		SECTOR 3		LAP TIME		MPH	DIFF	TIME OF DAY
1 -	52.398	115.3	1:20.563	84.4	45.966	79.6	2:58.927		87.56	3.610	15:11:26.775
2 -	51.177	118.5	***1:18.419***	83.8	***45.721***	79.8	***2:55.317***	**(1)**	***89.36***		***15:14:22.092***
3 -	51.381	115.9	1:19.486	84.2	46.833	***80.5***	2:57.700		88.16	2.383	15:17:19.792
4 -	50.693	120.0	1:19.286	83.8	46.360	80.4	2:56.339	**(3)**	88.84	1.022	15:20:16.131
5 -	51.053	***121.3***	1:20.103	85.2	45.756	79.3	2:56.912		88.56	1.595	15:23:13.043
6 -	***50.653***	119.8	1:18.644	82.8	46.199	79.1	2:55.496	**(2)**	89.27	0.179	15:26:08.539
7 -	51.717	118.7	1:19.607	***85.8***	46.079	79.8	2:57.403		88.31	2.086	15:29:05.942
8 -	51.182	117.5	1:19.477	84.3	46.692	79.6	2:57.351		88.34	2.034	15:32:03.293

Weather / Track : Overcast / Dry

Spa-Francorchamps
Circuit Length = 4.3520 miles
Start: 15:05 Flag 15:37 End: 15:38

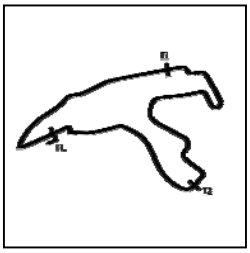

Avon Tyres Seven 420R & Santander Caterham Seven 310R Championships

TESTING 3 - SECTOR ANALYSIS

SECTOR 1 = FL to I1, SECTOR 2 = I1 to I2, SECTOR 3 = I2 to FL, DIFF = Difference To Personal Best Lap, P = Crossed Finish Line in Pit Lane, D = Time Disallowed

P45 4 310R John STYRING — Caterham 310R -

IDEAL LAP TIME : 2:55.391 BEST LAP TIME : 2:56.822 DIFFERENCE : 1.431

LAP	SECTOR 1		SECTOR 2		SECTOR 3		LAP TIME		MPH	DIFF	TIME OF DAY
1 -	***50.551***	***123.3***	1:20.797		45.758		2:57.106		88.46	0.284	15:11:02.740
2 -	51.945		1:20.665		45.562		2:58.172		87.93	1.350	15:14:00.912
3 -	51.483	117.1	1:20.170		***45.285***	79.2	2:56.938	**(3)**	88.54	0.116	15:16:57.850
4 -	51.533		***1:19.555***		45.734	78.9	***2:56.822***	**(1)**	***88.60***		***15:19:54.672***
5 -						***79.4***	2:56.828	**(2)**	88.60	0.006	15:22:51.500
6 -	51.455	116.5	1:21.536	***82.3***	46.419	78.1	2:59.410		87.32	2.588	15:25:50.910
7 -	51.980	116.1	1:23.207		IN PIT		3:19.807	**P**	78.41	22.985	15:29:10.717
8 -	OUTLAP						3:32.115		73.86	35.293	15:32:42.832

P46 68 310R Chris WELCH — Caterham 310R -

IDEAL LAP TIME : 2:57.067 BEST LAP TIME : 2:57.594 DIFFERENCE : 0.527

LAP	SECTOR 1		SECTOR 2		SECTOR 3		LAP TIME		MPH	DIFF	TIME OF DAY
1 -	53.006	116.7	1:20.443	85.2	47.144	77.1	3:00.593		86.75	2.999	15:11:49.595
2 -	52.699	116.7	***1:18.946***	***85.9***	46.596	***78.6***	2:58.241	**(3)**	87.90	0.647	15:14:47.836
3 -	52.883	111.8	1:21.673	83.9	***46.169***	78.2	3:00.725		86.69	3.131	15:17:48.561
4 -	52.019	116.9	1:20.417	83.0	48.063	78.3	3:00.499		86.80	2.905	15:20:49.060
5 -	***51.952***	116.1	1:19.283	84.8	46.359	76.7	***2:57.594***	**(1)**	***88.22***		***15:23:46.654***
6 -	52.599	115.1	1:19.797	84.9	46.338	76.2	2:58.734		87.65	1.140	15:26:45.388
7 -	51.963	***117.9***	1:19.690	84.2	46.291	78.0	2:57.944	**(2)**	88.04	0.350	15:29:43.332
8 -	52.329	115.7	1:19.480	82.9	47.018	75.5	2:58.827		87.61	1.233	15:32:42.159

P47 122 310R Gary CURTIS — Caterham 310R - DPR Motorsport

IDEAL LAP TIME : 2:57.764 BEST LAP TIME : 2:58.081 DIFFERENCE : 0.317

LAP	SECTOR 1		SECTOR 2		SECTOR 3		LAP TIME		MPH	DIFF	TIME OF DAY
1 -	51.155	***120.0***	1:20.695	77.0	47.153	77.8	2:59.003	**(3)**	87.52	0.922	15:11:11.156
2 -	52.230	117.5	1:21.373	82.5	46.329	78.3	2:59.932		87.07	1.851	15:14:11.088
3 -	52.247	116.7	1:20.615	81.9	48.354	***78.4***	3:01.216		86.45	3.135	15:17:12.304
4 -	52.956	117.1	1:27.452	83.4	46.818	77.9	3:07.226		83.68	9.145	15:20:19.530
5 -	51.433	119.1	1:20.647	80.3	46.634	77.6	2:58.714	**(2)**	87.66	0.633	15:23:18.244
6 -	52.126	110.7	1:23.034	83.5	46.589	76.7	3:01.749		86.20	3.668	15:26:19.993
7 -	51.674	117.1	1:22.242	83.2	46.551	78.0	3:00.467		86.81	2.386	15:29:20.460
8 -	***51.144***	117.1	1:20.755	80.9	***46.182***	78.3	***2:58.081***	**(1)**	***87.97***		***15:32:18.541***

P48 33 310R Surhid CHATTERJEE — Caterham 310R -

IDEAL LAP TIME : 3:00.548 BEST LAP TIME : 3:00.548 DIFFERENCE : 0.000

LAP	SECTOR 1		SECTOR 2		SECTOR 3		LAP TIME		MPH	DIFF	TIME OF DAY
1 -	54.671	114.5	1:23.798	***81.1***	47.321	76.7	3:05.790		84.32	5.242	15:11:54.380
2 -	54.440	111.6	1:21.975	79.5	47.228	77.1	3:03.643		85.31	3.095	15:14:58.023
3 -	53.063	114.3	1:22.122	76.7	47.657	77.8	3:02.842		85.68	2.294	15:18:00.865
4 -	52.793	***116.3***	1:23.309	78.3	47.752	75.7	3:03.854		85.21	3.306	15:21:04.719
5 -	54.016	113.5	1:22.043	77.1	47.961	76.4	3:04.020		85.14	3.472	15:24:08.739
6 -	53.350	***116.3***	1:21.299	80.4	47.143	76.0	3:01.792	**(3)**	86.18	1.244	15:27:10.531
7 -	***52.423***	***116.3***	***1:21.042***	79.4	***47.083***	***78.1***	***3:00.548***	**(1)**	***86.77***		***15:30:11.079***
8 -	52.701	114.7	1:21.219	80.8	47.532	77.2	3:01.452	**(2)**	86.34	0.904	15:33:12.531

P49 58 420R Richard AINSCOUGH — Caterham 420R -

IDEAL LAP TIME : 2:40.118 BEST LAP TIME : 2:41.322 DIFFERENCE : 1.204

LAP	SECTOR 1		SECTOR 2		SECTOR 3		LAP TIME		MPH	DIFF	TIME OF DAY
1 -	47.849	129.0	1:14.105	***92.8***	***41.364***	86.2	2:43.318		95.93	1.996	15:10:50.988
2 -	46.962	130.3	1:13.731	90.4	42.059	86.7	2:42.752		96.26	1.430	15:13:33.740
3 -	***46.444***	128.8	1:13.204	92.4	41.674	***87.9***	***2:41.322***	**(1)**	***97.11***		***15:16:15.062***
4 -	47.838	123.8	***1:12.310***	91.6	42.362	87.4	2:42.510		96.40	1.188	15:18:57.572
5 -	47.010	***130.5***	1:13.494	91.1	41.601	86.4	2:42.105	**(3)**	96.65	0.783	15:21:39.677
6 -	46.733	130.0	1:12.650	91.1	42.233	86.8	2:41.616	**(2)**	96.94	0.294	15:24:21.293
7 -	47.372	124.5	1:14.979	85.7	IN PIT		2:57.795	**P**	88.12	16.473	15:27:19.088

Weather / Track : Overcast / Dry

Spa-Francorchamps
Circuit Length = 4.3520 miles
Start: 15:05 Flag 15:37 End: 15:38

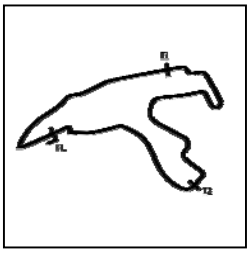

Avon Tyres Seven 420R & Santander Caterham Seven 310R Championships

TESTING 3 - SECTOR ANALYSIS

SECTOR 1 = FL to I1, SECTOR 2 = I1 to I2, SECTOR 3 = I2 to FL, DIFF = Difference To Personal Best Lap, P = Crossed Finish Line in Pit Lane, D = Time Disallowed

P50 93 420R Mike EVANS

Caterham 420R -

IDEAL LAP TIME : 2:44.522 BEST LAP TIME : 2:44.967 DIFFERENCE : 0.445

LAP	SECTOR 1		SECTOR 2		SECTOR 3		LAP TIME		MPH	DIFF	TIME OF DAY
1 -	48.500	122.9	1:14.999	89.5	43.195	85.4	2:46.694		93.98	1.727	15:10:32.950
2 -	48.365	123.3	***1:14.458***	***90.4***	42.972	***87.6***	2:45.795	(2)	94.49	0.828	15:13:18.745
3 -	48.308	123.3	1:14.713	88.4	42.906	85.9	2:45.927	(3)	94.42	0.960	15:16:04.672
4 -	48.178	125.9	1:14.604	89.8	43.910	85.9	2:46.692		93.99	1.725	15:18:51.364
5 -	***47.272***	***127.8***	1:14.903	89.1	***42.792***	85.8	***2:44.967***	(1)	***94.97***		***15:21:36.331***
6 -	50.570	127.0	1:48.925	74.6	IN PIT		3:51.139	P	67.78	1:06.172	15:25:27.470

P51 25 310R Jay MCCORMACK

Caterham 310R -

IDEAL LAP TIME : 2:50.520 BEST LAP TIME : 2:51.086 DIFFERENCE : 0.566

LAP	SECTOR 1		SECTOR 2		SECTOR 3		LAP TIME		MPH	DIFF	TIME OF DAY
1 -	50.948	116.9	***1:15.660***	***86.5***	***44.478***	81.0	***2:51.086***	(1)	***91.57***		***15:12:32.588***
2 -	50.424	116.7	1:16.310	84.7	45.275	***82.3***	2:52.009		91.08	0.923	15:15:24.597
3 -	50.601	115.3	1:16.278	85.3	45.017	80.3	2:51.896	(3)	91.14	0.810	15:18:16.493
4 -	50.887	116.7	1:16.112	86.1	44.914	80.6	2:51.913		91.13	0.827	15:21:08.406
5 -	***50.382***	***121.1***	1:16.354	86.4	44.774	80.5	2:51.510	(2)	91.35	0.424	15:23:59.916
6 -	1:00.405	109.6	1:26.442	75.8	IN PIT		3:29.758	P	74.69	38.672	15:27:29.674

P52 48 310R Tom GRENSINGER

Caterham 310R -

IDEAL LAP TIME : 2:50.461 BEST LAP TIME : 2:51.158 DIFFERENCE : 0.697

LAP	SECTOR 1		SECTOR 2		SECTOR 3		LAP TIME		MPH	DIFF	TIME OF DAY
1 -	51.139	116.3	1:16.129	***86.7***	44.894	***80.2***	2:52.162		91.00	1.004	15:11:55.871
2 -	50.811	116.5	1:15.946	***86.7***	***44.401***	***80.2***	***2:51.158***	(1)	***91.53***		***15:14:47.029***
3 -	***50.199***	115.9	1:16.537	86.5	44.906	79.7	2:51.642	(3)	91.28	0.484	15:17:38.671
4 -	50.623	116.5	***1:15.861***	***86.7***	44.737	79.9	2:51.221	(2)	91.50	0.063	15:20:29.892
5 -	50.429	116.5	1:16.688	85.5	44.782	79.7	2:51.899		91.14	0.741	15:23:21.791
6 -	50.264	***122.6***	1:18.399	85.7	IN PIT		3:06.995	P	83.78	15.837	15:26:28.786

P53 119 310R Donald HENSHALL

Caterham 310R -

IDEAL LAP TIME : 2:51.001 BEST LAP TIME : 2:51.466 DIFFERENCE : 0.465

LAP	SECTOR 1		SECTOR 2		SECTOR 3		LAP TIME		MPH	DIFF	TIME OF DAY
1 -	50.799	118.3	***1:16.042***	***85.3***	***44.625***	79.8	***2:51.466***	(1)	***91.37***		***15:10:46.082***
2 -	50.639	***121.5***	1:16.911	84.8	45.138	77.4	2:52.688	(3)	90.72	1.222	15:13:38.770
3 -	51.033	113.5	1:22.534	83.8	44.835	78.0	2:58.402		87.82	6.936	15:16:37.172
4 -	***50.334***	118.1	1:16.745	85.0	44.965	78.6	2:52.044	(2)	91.06	0.578	15:19:29.216
5 -	50.757	116.5	1:29.522	81.0	45.025	***79.9***	3:05.304		84.55	13.838	15:22:34.520
6 -	51.820	114.9	1:23.965	77.3	50.879	***79.9***	3:06.664		83.93	15.198	15:25:41.184
7 -	50.752	115.7	1:17.113	84.3	IN PIT		3:09.150	P	82.83	17.684	15:28:50.334

P54 28 310R Harry SENIOR

Caterham 310R -

IDEAL LAP TIME : 2:50.735 BEST LAP TIME : 2:51.633 DIFFERENCE : 0.898

LAP	SECTOR 1		SECTOR 2		SECTOR 3		LAP TIME		MPH	DIFF	TIME OF DAY
1 -	***49.866***	122.6	1:17.436	85.9	***44.331***	81.5	***2:51.633***	(1)	***91.28***		***15:11:24.096***
2 -	51.569	***123.3***	1:17.507	86.7	44.505	79.9	2:53.581		90.26	1.948	15:14:17.677
3 -	50.344	118.7	***1:16.538***	***87.3***	45.525	81.1	2:52.407	(3)	90.87	0.774	15:17:10.084
4 -	49.929	119.4	1:17.366	***87.3***	44.441	79.8	2:51.736	(2)	91.23	0.103	15:20:01.820
5 -	50.939	115.9	1:16.731	84.3	IN PIT		3:01.541	P	86.30	9.908	15:23:03.361
6 -	OUTLAP	116.5	1:17.668	84.2	45.247	77.7	5:13.543		49.96	2:21.910	15:28:16.904
7 -	50.491	118.5	1:17.378	82.5	IN PIT		3:07.011	P	83.77	15.378	15:31:23.915

Weather / Track : Overcast / Dry

Spa-Francorchamps
Circuit Length = 4.3520 miles
Start: 15:05 Flag 15:37 End: 15:38

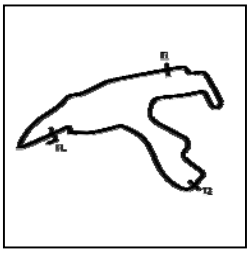

Avon Tyres Seven 420R & Santander Caterham Seven 310R Championships

TESTING 3 - SECTOR ANALYSIS

SECTOR 1 = FL to I1, SECTOR 2 = I1 to I2, SECTOR 3 = I2 to FL, DIFF = Difference To Personal Best Lap, P = Crossed Finish Line in Pit Lane, D = Time Disallowed

P55 8 310R Simon SHARROCK Caterham 310R -

IDEAL LAP TIME : 2:51.315 BEST LAP TIME : 2:52.256 DIFFERENCE : 0.941

LAP	SECTOR 1		SECTOR 2		SECTOR 3		LAP TIME		MPH	DIFF	TIME OF DAY
1 -	50.580	118.5	***1:17.041***	***86.9***	44.635	80.5	***2:52.256***	**(1)**	***90.95***		***15:11:57.035***
2 -	51.431	116.5	1:17.292	85.4	45.273	80.1	2:53.996		90.04	1.740	15:14:51.031
3 -	50.261	***124.5***	1:19.596	85.5	44.882	***81.4***	2:54.739		89.66	2.483	15:17:45.770
4 -	***50.067***	117.7	1:18.457	86.8	44.582	78.4	2:53.106	**(3)**	90.50	0.850	15:20:38.876
5 -	50.594	120.6	1:17.496	***86.9***	***44.207***	81.3	2:52.297	**(2)**	90.93	0.041	15:23:31.173
6 -	50.617	115.1	1:17.981	86.8	IN PIT		3:13.039	**P**	81.16	20.783	15:26:44.212

P56 13 310R Michael OREILLY Caterham 310R -

IDEAL LAP TIME : 2:52.674 BEST LAP TIME : 2:52.945 DIFFERENCE : 0.271

LAP	SECTOR 1		SECTOR 2		SECTOR 3		LAP TIME		MPH	DIFF	TIME OF DAY
1 -	51.075	115.9	1:18.298	85.5	***44.846***	80.1	2:54.219	**(3)**	89.92	1.274	15:10:56.538
2 -	51.088	116.5	1:17.815	85.2	45.096	81.0	2:53.999	**(2)**	90.04	1.054	15:13:50.537
3 -	***50.840***	121.3	***1:16.988***	86.9	45.117	***81.5***	***2:52.945***	**(1)**	***90.59***		***15:16:43.482***
4 -	51.827	115.9	1:18.750	***87.1***	46.252	77.4	2:56.829		88.60	3.884	15:19:40.311
5 -	51.307	***121.5***	1:19.545	84.3	45.390	80.0	2:56.242		88.89	3.297	15:22:36.553
6 -	51.256	116.3	1:27.870	71.4	46.369	80.4	3:05.495		84.46	12.550	15:25:42.048
7 -	53.701	104.2	1:22.812	79.0	IN PIT		3:19.309	**P**	78.60	26.364	15:29:01.357

Weather / Track : Overcast / Dry

Spa-Francorchamps
Circuit Length = 4.3520 miles
Start: 15:05 Flag 15:37 End: 15:38

Avon Tyres Seven 420R & Santander Caterham Seven 310R Championships

TESTING 3 - WEATHER CONDITIONS

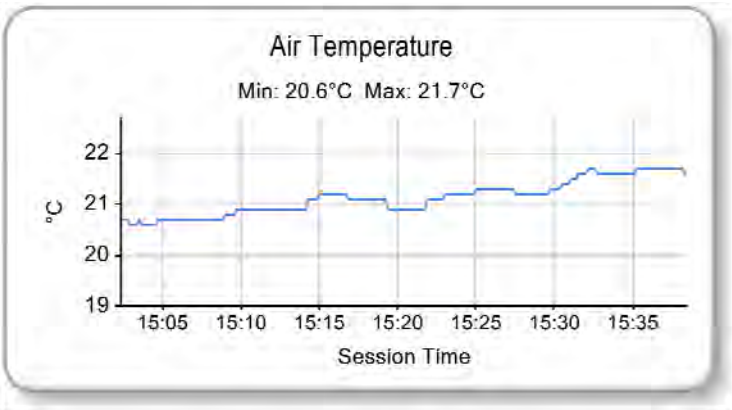

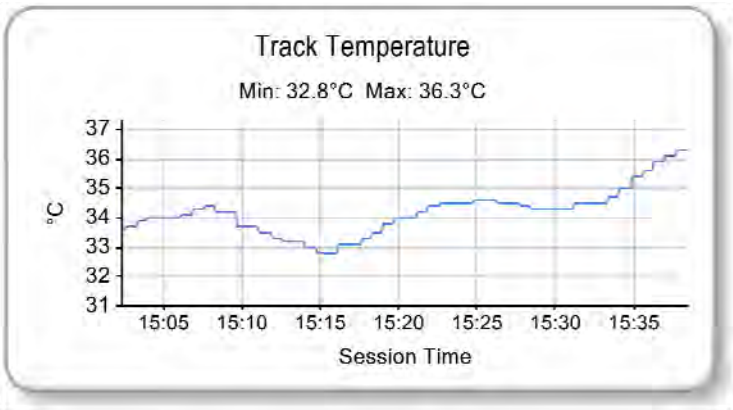

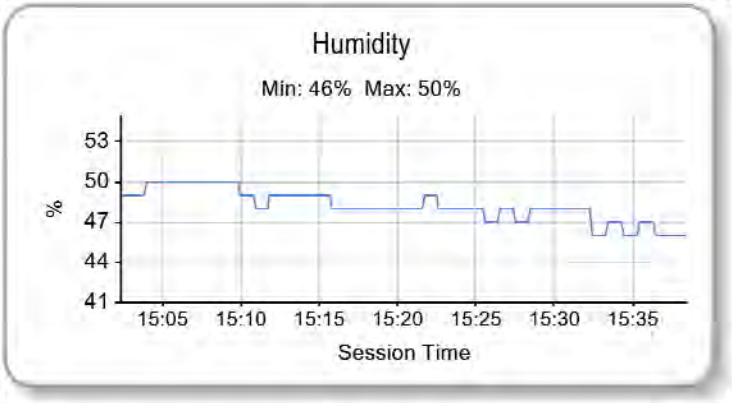

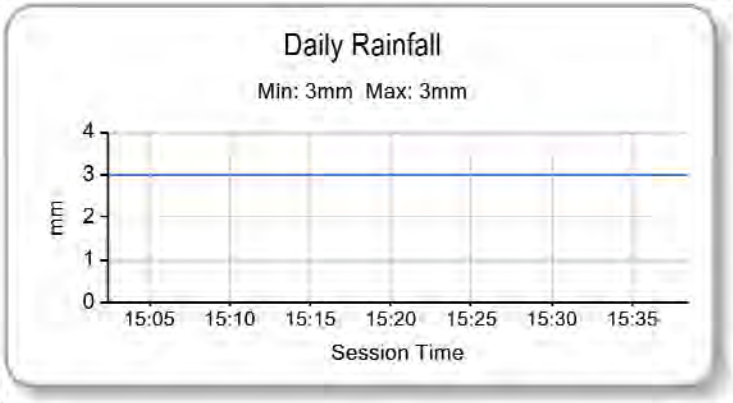

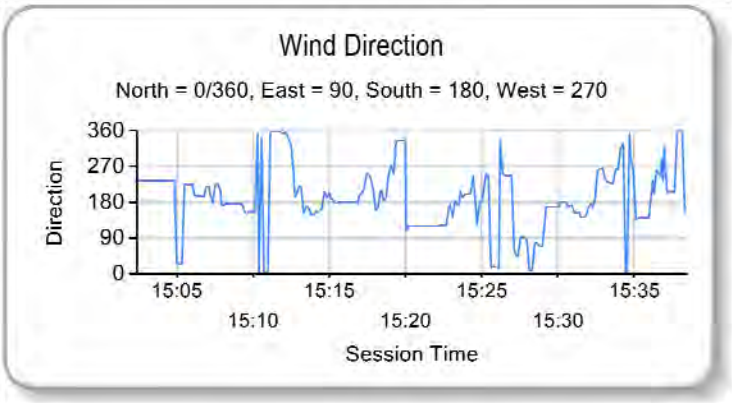

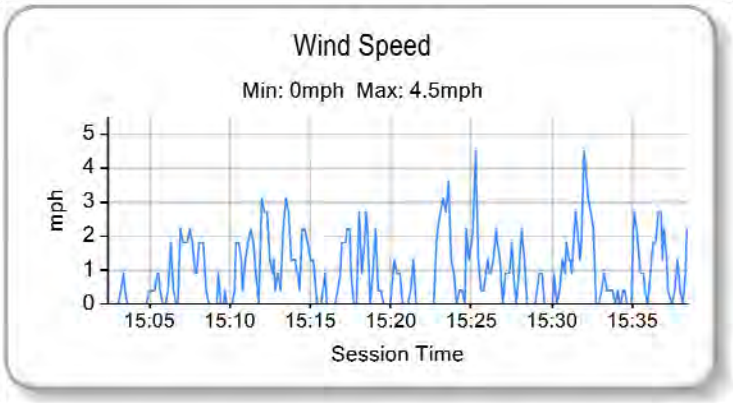

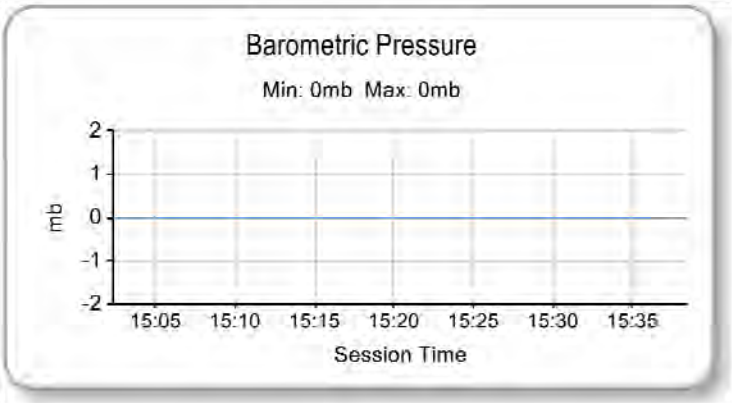

Weather / Track : Overcast / Dry

Spa-Francorchamps
Circuit Length = 4.3520 miles
Start: 15:05 Flag 15:37 End: 15:38

Results can be found at www.tsl-timing.com

Printed - 15:44 Friday, 19 July 2019

Avon Tyres Seven 420R & Santander Caterham Seven 310R Championships

TESTING 3 - STATISTICS

Competitors Started	56
Planned Start	2019-07-19 @ 15:05:00.000
Actual Start	2019-07-19 @ 15:05:00.000
Finish Time	2019-07-19 @ 15:37:35.000
Track Length	4.3520mi.
Total Laps	440
Total Distance Covered	1914.9168mi.

Session Fastest Lap History

NO	CL	NAME	LAP TIME	TIME OF DAY	LAP	VEHICLE
93	420R	**Mike EVANS**	**2:46.694**	15:10:32.958	1	Caterham 420R
92	420R	**Jamie FALVEY**	**2:42.687**	15:10:36.900	1	Caterham 420R
92	420R	**Jamie FALVEY**	**2:41.375**	15:13:18.276	2	Caterham 420R
3	420R	**John BYRNE**	**2:41.097**	15:14:22.148	2	Caterham 420R
92	420R	**Jamie FALVEY**	**2:40.624**	15:24:20.866	6	Caterham 420R

Flag History

TYPE	TIME OF DAY
GREEN	15:05:00.000
RED	15:33:41.194
FINISH	15:37:35.000

Flag Statistics

TYPE	COUNT	TOTAL LAPS	TOTAL TIME
Green	1	9	28:41.194
Red	1	0	3:53.805
Safety Car	0	0	0.000
FCY	0	0	0.000

Spa-Francorchamps
Circuit Length = 4.3520 miles
Start: 15:05 Flag 15:37 End: 15:38

Weather / Track : Overcast / Dry

These results are provisional until the conclusion of any judicial and technical matters.

Avon Tyres Seven 420R & Santander Caterham Seven 310R Championships

TESTING 3 - STATISTICS

CLASS : 310R

38 Starters

Fastest Lap History

NO	NAME	LAP TIME	TIME OF DAY	LAP	VEHICLE
115	**David YATES**	**2:52.008**	15:10:45.652	1	Caterham 310R
119	**Donald HENSHALL**	**2:51.466**	15:10:46.090	1	Caterham 310R
11	**Andrew PERRY**	**2:51.016**	15:11:23.136	1	Caterham 310R

Spa-Francorchamps

Weather / Track : Overcast / Dry

Circuit Length = 4.3520 miles

These results are provisional until the conclusion of any judicial and technical matters.

Start: 15:05 Flag 15:37 End: 15:38

Avon Tyres Seven 420R & Santander Caterham Seven 310R Championships

TESTING 3 - STATISTICS

CLASS : 420R

18 Starters

Fastest Lap History

NO	NAME	LAP TIME	TIME OF DAY	LAP	VEHICLE
93	**Mike EVANS**	**2:46.694**	15:10:32.958	1	Caterham 420R
92	**Jamie FALVEY**	**2:42.687**	15:10:36.900	1	Caterham 420R
92	**Jamie FALVEY**	**2:41.375**	15:13:18.276	2	Caterham 420R
3	**John BYRNE**	**2:41.097**	15:14:22.148	2	Caterham 420R
92	**Jamie FALVEY**	**2:40.624**	15:24:20.866	6	Caterham 420R

Spa-Francorchamps

Weather / Track : Overcast / Dry

Circuit Length = 4.3520 miles

These results are provisional until the conclusion of any judicial and technical matters.

Start: 15:05 Flag 15:37 End: 15:38

Avon Tyres Seven 420R & Santander Caterham Seven 310R Championships

TESTING 4 - CLASSIFICATION

POS	NO	CL	PIC	NAME	ENTRY	TIME	ON	LAPS	GAP	DIFF	MPH
1	58	420R	1	Richard AINSCOUGH	Caterham 420R -	2:40.340	3	9			97.71
2	3	420R	2	John BYRNE	Caterham 420R - DW Motorsport	2:41.014	3	8	0.674	0.674	97.30
3	92	420R	3	Jamie FALVEY	Caterham 420R - DW Motorsport	2:41.426	8	10	1.086	0.412	97.05
4	5	420R	4	David HENDERSON	Caterham 420R -	2:41.532	6	7	1.192	0.106	96.99
5	80	420R	5	Alex JORDAN	Caterham 420R - Alexson Homes/DPR Motorsport	2:41.999	9	10	1.659	0.467	96.71
6	24	420R	6	Chris AUBREY	Caterham 420R -	2:42.076	10	10	1.736	0.077	96.66
7	47	420R	7	Alexander KOEBERLE	Caterham 420R -	2:42.106	2	9	1.766	0.030	96.64
8	44	420R	8	Timothy DICKENS	Caterham 420R -	2:42.911	7	10	2.571	0.805	96.17
9	23	420R	9	Justin ARMSTRONG	Caterham 420R -	2:43.039	4	10	2.699	0.128	96.09
10	55	420R	10	Russ OLIVANT	Caterham 420R - Anglo Aquatic	2:43.434	3	10	3.094	0.395	95.86
11	93	420R	11	Mike EVANS	Caterham 420R -	2:43.915	6	7	3.575	0.481	95.58
12	10 *	420R	12	Henry HEATON	Caterham 420R -	2:44.015	4	9	3.675	0.100	95.52
13	45	420R	13	Chris BATES	Caterham 420R - DPR Motorsport	2:44.158	2	4	3.818	0.143	95.44
14	22	420R	14	Paul BROWES	Caterham 420R -	2:44.475	10	10	4.135	0.317	95.25
15	34	420R	15	Ian SPARSHOTT	Caterham 420R - DPR Motorsport	2:45.090	9	10	4.750	0.615	94.90
16	53	420R	16	Matthew WELCH	Caterham 420R -	2:46.237	6	9	5.897	1.147	94.24
17	77 *	310R	1	Gordon SAWYER	Caterham 310R - DPR Motorsport	2:49.751	6	9	9.411	3.514	92.29
18	91	310R	2	Lee BRISTOW	Caterham 310R -	2:50.229	9	9	9.889	0.478	92.03
19	71	310R	3	Alan COOPER	Caterham 310R -	2:50.372	10	10	10.032	0.143	91.96
20	119	310R	4	Donald HENSHALL	Caterham 310R -	2:50.598	3	8	10.258	0.226	91.83
21	27 *	310R	5	Matt TOPHAM	Caterham 310R -	2:50.669	1	9	10.329	0.071	91.80
22	88	310R	6	Pete WALTERS	Caterham 310R -	2:50.816	2	10	10.476	0.147	91.72
23	11	310R	7	Andrew PERRY	Caterham 310R - DPR Motorsport	2:50.821	5	8	10.481	0.005	91.71
24	74	310R	8	James BEARDWELL	Caterham 310R -	2:50.871	2	10	10.531	0.050	91.69
25	6	310R	9	Richard LAMBERT	Caterham 310R - Axtrom Ltd	2:50.918	8	9	10.578	0.047	91.66
26	25	310R	10	Jay MCCORMACK	Caterham 310R -	2:51.270	3	5	10.930	0.352	91.47
27	30	310R	11	Ben GILLIAS	Caterham 310R -	2:51.610	7	10	11.270	0.340	91.29
28	48	310R	12	Tom GRENSINGER	Caterham 310R -	2:51.830	4	5	11.490	0.220	91.18
29	66	310R	13	Jake SWANN-DIXON	Caterham 310R -	2:51.909	10	10	11.569	0.079	91.13
30	110	310R	14	John SHIVERAL	Caterham 310R -	2:52.643	7	9	12.303	0.734	90.75
31	29	310R	15	Tim CHILD	Caterham 310R -	2:52.685	6	10	12.345	0.042	90.72
32	12	310R	16	Andy WHITTON	Caterham 310R -	2:52.789	1	10	12.449	0.104	90.67
33	8	310R	17	Simon SHARROCK	Caterham 310R -	2:52.805	7	8	12.465	0.016	90.66
34	79	310R	18	Nathan BELL	Caterham 310R -	2:52.952	8	8	12.612	0.147	90.58
35	13	310R	19	Michael OREILLY	Caterham 310R -	2:52.991	4	9	12.651	0.039	90.56
36	21	310R	20	Harry LANDY	Caterham 310R - DPR Motorsport	2:53.384	8	9	13.044	0.393	90.36
37	52	310R	21	Martin PRATT	Caterham 310R -	2:53.512	1	10	13.172	0.128	90.29
38	67	310R	22	Douglas CHRISTIE	Caterham 310R - DPR Motorsport	2:53.712	2	10	13.372	0.200	90.19
39	18	310R	23	Dave BULLOCK	Caterham 310R -	2:53.790	3	9	13.450	0.078	90.15
40	70	310R	24	Kevin COOPER	Caterham 310R -	2:53.902	4	9	13.562	0.112	90.09
41	153	310R	25	Mark ROBERTS	Caterham 310R -	2:54.089	7	9	13.749	0.187	89.99
42	4	310R	26	John STYRING	Caterham 310R -	2:54.162	1	9	13.822	0.073	89.95
43	9	310R	27	Caroline EVERETT	Caterham 310R -	2:54.236	3	9	13.896	0.074	89.92
44	94	310R	28	Aman UPPAL	Caterham 310R -	2:54.480	8	10	14.140	0.244	89.79
45	144	310R	29	David RIDLEY	Caterham 310R -	2:54.517	8	9	14.177	0.037	89.77
46	122	310R	30	Gary CURTIS	Caterham 310R - DPR Motorsport	2:55.495	7	9	15.155	0.978	89.27
47	50	310R	31	Greg HYATT	Caterham 310R -	2:55.743	7	8	15.403	0.248	89.15
48	51	310R	32	Mark DAVIES	Caterham 310R -	2:56.789	3	8	16.449	1.046	88.62
49	68	310R	33	Chris WELCH	Caterham 310R -	2:58.463	4	9	18.123	1.674	87.79
50	33	310R	34	Surhid CHATTERJEE	Caterham 310R -	3:00.030	5	9	19.690	1.567	87.02
51	28	310R	35	Harry SENIOR	Caterham 310R -			2			

***Cars 10,77,27 - please fit a working transponder**

Spa-Francorchamps
Circuit Length = 4.3520 miles
Start: 16:25 Flag 16:55 End: 16:57

Weather / Track : Overcast / Dry

These results are provisional until the conclusion of any judicial and technical matters.

Clerk Of Course :	Steward :	Timekeeper :

Results can be found at www.tsl-timing.com

Printed - 17:01 Friday, 19 July 2019

Avon Tyres Seven 420R & Santander Caterham Seven 310R Championships

TESTING 4 - BEST SECTORS

	SECTOR 1			SECTOR 2			SECTOR 3		
POS	NO	NAME	TIME	NO	NAME	TIME	NO	NAME	TIME
1	58	AINSCOUGH	46.197	3	BYRNE	1:12.436	58	AINSCOUGH	41.265
2	44	DICKENS	46.325	92	FALVEY	1:12.639	3	BYRNE	41.348
3	24	AUBREY	46.332	58	AINSCOUGH	1:12.733	5	HENDERSON	41.418
4	80	JORDAN	46.349	5	HENDERSON	1:12.774	92	FALVEY	41.481
5	5	HENDERSON	46.365	47	KOEBERLE	1:12.836	24	AUBREY	41.654
6	3	BYRNE	46.378	23	ARMSTRONG	1:13.475	47	KOEBERLE	41.766
7	92	FALVEY	46.545	24	AUBREY	1:13.491	80	JORDAN	41.817
8	47	KOEBERLE	46.686	80	JORDAN	1:13.606	44	DICKENS	41.921
9	23	ARMSTRONG	46.776	55	OLIVANT	1:13.777	23	ARMSTRONG	42.042
10	55	OLIVANT	46.795	44	DICKENS	1:13.888	93	EVANS	42.056
11	45	BATES	47.328	93	EVANS	1:13.942	55	OLIVANT	42.142
12	34	SPARSHOTT	47.386	45	BATES	1:14.142	22	BROWES	42.446
13	22	BROWES	47.502	34	SPARSHOTT	1:14.231	45	BATES	42.464
14	93	EVANS	47.533	22	BROWES	1:14.334	53	WELCH	42.750
15	53	WELCH	48.574	53	WELCH	1:14.561	34	SPARSHOTT	42.939
16	11	PERRY	49.178	48	GRENSINGER	1:15.885	91	BRISTOW	43.647
17	119	HENSHALL	49.224	11	PERRY	1:16.119	71	COOPER	43.789
18	74	BEARDWELL	49.236	25	MCCORMACK	1:16.201	119	HENSHALL	43.816
19	88	WALTERS	49.413	88	WALTERS	1:16.213	74	BEARDWELL	44.023
20	29	CHILD	49.479	91	BRISTOW	1:16.237	30	GILLIAS	44.335
21	6	LAMBERT	49.577	71	COOPER	1:16.237	11	PERRY	44.344
22	18	BULLOCK	49.662	30	GILLIAS	1:16.305	88	WALTERS	44.412
23	25	MCCORMACK	49.719	6	LAMBERT	1:16.664	67	CHRISTIE	44.469
24	66	SWANN-DIXON	49.723	74	BEARDWELL	1:16.702	29	CHILD	44.505
25	153	ROBERTS	49.787	119	HENSHALL	1:16.854	6	LAMBERT	44.579
26	79	BELL	49.826	66	SWANN-DIXON	1:16.928	66	SWANN-DIXON	44.610
27	71	COOPER	49.854	79	BELL	1:17.023	153	ROBERTS	44.632
28	21	LANDY	49.872	110	SHIVERAL	1:17.065	110	SHIVERAL	44.639
29	30	GILLIAS	49.952	52	PRATT	1:17.453	48	GRENSINGER	44.645
30	144	RIDLEY	49.959	29	CHILD	1:17.485	94	UPPAL	44.645
31	70	COOPER	50.094	12	WHITTON	1:17.547	13	OREILLY	44.655
32	13	OREILLY	50.109	13	OREILLY	1:17.575	25	MCCORMACK	44.659
33	9	EVERETT	50.220	8	SHARROCK	1:17.654	8	SHARROCK	44.782
34	67	CHRISTIE	50.289	21	LANDY	1:17.750	12	WHITTON	44.798
35	91	BRISTOW	50.290	94	UPPAL	1:17.979	21	LANDY	44.818
36	110	SHIVERAL	50.326	144	RIDLEY	1:17.986	9	EVERETT	44.835
37	12	WHITTON	50.333	67	CHRISTIE	1:17.992	4	STYRING	44.979
38	94	UPPAL	50.351	70	COOPER	1:18.081	52	PRATT	44.996
39	8	SHARROCK	50.369	18	BULLOCK	1:18.146	28	SENIOR	45.028
40	48	GRENSINGER	50.412	153	ROBERTS	1:18.181	18	BULLOCK	45.030
41	4	STYRING	50.562	9	EVERETT	1:18.370	79	BELL	45.031
42	122	CURTIS	50.567	51	DAVIES	1:18.496	70	COOPER	45.035
43	52	PRATT	50.571	50	HYATT	1:18.563	144	RIDLEY	45.047
44	28	SENIOR	51.019	4	STYRING	1:18.692	122	CURTIS	45.291
45	51	DAVIES	51.133	122	CURTIS	1:18.976	50	HYATT	45.526
46	50	HYATT	51.219	68	WELCH	1:19.495	51	DAVIES	45.581
47	68	WELCH	51.823	28	SENIOR	1:19.719	68	WELCH	46.116
48	33	CHATTERJEE	52.414	33	CHATTERJEE	1:20.208	33	CHATTERJEE	46.756
49									
50									
51									

IDEAL / BEST COMPARISON					
POS	NO	NAME	IDEAL	BEST	DIFF
		PERFECT LAP	2:39.898		
1	3	BYRNE	2:40.162	2:41.014	0.852
2	58	AINSCOUGH	2:40.195	2:40.340	0.145
3	5	HENDERSON	2:40.557	2:41.532	0.975
4	92	FALVEY	2:40.665	2:41.426	0.761
5	47	KOEBERLE	2:41.288	2:42.106	0.818
6	24	AUBREY	2:41.477	2:42.076	0.599
7	80	JORDAN	2:41.772	2:41.999	0.227
8	44	DICKENS	2:42.134	2:42.911	0.777
9	23	ARMSTRONG	2:42.293	2:43.039	0.746
10	55	OLIVANT	2:42.714	2:43.434	0.720
11	93	EVANS	2:43.531	2:43.915	0.384
12	45	BATES	2:43.934	2:44.158	0.224
13	22	BROWES	2:44.282	2:44.475	0.193
14	34	SPARSHOTT	2:44.556	2:45.090	0.534
15	53	WELCH	2:45.885	2:46.237	0.352
16	11	PERRY	2:49.641	2:50.821	1.180
17	71	COOPER	2:49.880	2:50.372	0.492
18	119	HENSHALL	2:49.894	2:50.598	0.704
19	74	BEARDWELL	2:49.961	2:50.871	0.910
20	88	WALTERS	2:50.038	2:50.816	0.778
21	91	BRISTOW	2:50.174	2:50.229	0.055
22	25	MCCORMACK	2:50.579	2:51.270	0.691
23	30	GILLIAS	2:50.592	2:51.610	1.018
24	6	LAMBERT	2:50.820	2:50.918	0.098
25	48	GRENSINGER	2:50.942	2:51.830	0.888
26	66	SWANN-DIXON	2:51.261	2:51.909	0.648
27	29	CHILD	2:51.469	2:52.685	1.216
28	79	BELL	2:51.880	2:52.952	1.072
29	110	SHIVERAL	2:52.030	2:52.643	0.613
30	13	OREILLY	2:52.339	2:52.991	0.652
31	21	LANDY	2:52.440	2:53.384	0.944
32	153	ROBERTS	2:52.600	2:54.089	1.489
33	12	WHITTON	2:52.678	2:52.789	0.111
34	67	CHRISTIE	2:52.750	2:53.712	0.962
35	8	SHARROCK	2:52.805	2:52.805	0.000
36	18	BULLOCK	2:52.838	2:53.790	0.952
37	94	UPPAL	2:52.975	2:54.480	1.505
38	144	RIDLEY	2:52.992	2:54.517	1.525
39	52	PRATT	2:53.020	2:53.512	0.492
40	70	COOPER	2:53.210	2:53.902	0.692
41	9	EVERETT	2:53.425	2:54.236	0.811
42	4	STYRING	2:54.233	2:54.162	-0.071
43	122	CURTIS	2:54.834	2:55.495	0.661
44	51	DAVIES	2:55.210	2:56.789	1.579
45	50	HYATT	2:55.308	2:55.743	0.435
46	28	SENIOR	2:55.766		
47	68	WELCH	2:57.434	2:58.463	1.029
48	33	CHATTERJEE	2:59.378	3:00.030	0.652
49	77	SAWYER		2:49.751	
50	10	HEATON		2:44.015	
51	27	TOPHAM		2:50.669	

Weather / Track : Overcast / Dry

Spa-Francorchamps
Circuit Length = 4.3520 miles
Start: 16:25 Flag 16:55 End: 16:57

Results can be found at www.tsl-timing.com

Printed - 17:02 Friday, 19 July 2019

Avon Tyres Seven 420R & Santander Caterham Seven 310R Championships

TESTING 4 - BEST SPEEDS

	INTERMEDIATE 1			INTERMEDIATE 2			FINISH LINE		
POS	NO	NAME	MPH	NO	NAME	MPH	NO	NAME	MPH
1	44	DICKENS	132.3	58	AINSCOUGH	93.0	24	AUBREY	88.6
2	3	BYRNE	132.1	24	AUBREY	92.8	44	DICKENS	88.5
3	92	FALVEY	132.1	23	ARMSTRONG	92.1	55	OLIVANT	88.3
4	80	JORDAN	131.5	92	FALVEY	91.9	58	AINSCOUGH	87.8
5	23	ARMSTRONG	131.5	47	KOEBERLE	91.8	3	BYRNE	87.8
6	34	SPARSHOTT	131.5	44	DICKENS	91.5	92	FALVEY	87.8
7	5	HENDERSON	131.0	5	HENDERSON	91.4	47	KOEBERLE	87.6
8	58	AINSCOUGH	130.8	55	OLIVANT	91.4	80	JORDAN	87.4
9	22	BROWES	130.0	80	JORDAN	91.1	23	ARMSTRONG	87.3
10	55	OLIVANT	129.5	93	EVANS	90.8	22	BROWES	87.1
11	47	KOEBERLE	129.0	3	BYRNE	90.4	45	BATES	86.8
12	24	AUBREY	128.8	22	BROWES	89.8	34	SPARSHOTT	86.8
13	45	BATES	128.5	53	WELCH	89.5	5	HENDERSON	86.5
14	79	BELL	128.3	34	SPARSHOTT	89.4	93	EVANS	86.2
15	53	WELCH	127.3	45	BATES	88.7	53	WELCH	85.4
16	119	HENSHALL	127.3	13	OREILLY	88.0	29	CHILD	82.7
17	93	EVANS	126.6	71	COOPER	87.8	74	BEARDWELL	82.5
18	11	PERRY	124.2	74	BEARDWELL	87.3	25	MCCORMACK	82.5
19	18	BULLOCK	123.8	29	CHILD	87.2	71	COOPER	82.4
20	29	CHILD	123.5	153	ROBERTS	87.2	119	HENSHALL	82.4
21	66	SWANN-DIXON	123.1	6	LAMBERT	87.1	13	OREILLY	82.4
22	74	BEARDWELL	122.9	30	GILLIAS	87.1	30	GILLIAS	82.1
23	9	EVERETT	122.6	110	SHIVERAL	87.1	11	PERRY	82.0
24	91	BRISTOW	122.4	9	EVERETT	87.1	110	SHIVERAL	82.0
25	153	ROBERTS	122.4	94	UPPAL	87.1	153	ROBERTS	82.0
26	13	OREILLY	122.0	70	COOPER	87.0	94	UPPAL	82.0
27	88	WALTERS	121.3	144	RIDLEY	87.0	6	LAMBERT	81.8
28	6	LAMBERT	121.3	11	PERRY	86.9	88	WALTERS	81.7
29	94	UPPAL	121.3	25	MCCORMACK	86.9	9	EVERETT	81.6
30	12	WHITTON	121.1	18	BULLOCK	86.9	51	DAVIES	81.6
31	67	CHRISTIE	121.1	21	LANDY	86.7	18	BULLOCK	81.4
32	25	MCCORMACK	120.9	52	PRATT	86.7	66	SWANN-DIXON	81.3
33	122	CURTIS	120.9	91	BRISTOW	86.5	70	COOPER	81.3
34	71	COOPER	120.6	119	HENSHALL	86.5	21	LANDY	81.2
35	30	GILLIAS	120.6	8	SHARROCK	86.2	12	WHITTON	81.0
36	70	COOPER	120.6	48	GRENSINGER	86.1	8	SHARROCK	81.0
37	52	PRATT	120.0	79	BELL	86.1	144	RIDLEY	80.9
38	144	RIDLEY	120.0	67	CHRISTIE	86.1	67	CHRISTIE	80.6
39	21	LANDY	119.1	12	WHITTON	86.0	91	BRISTOW	80.3
40	48	GRENSINGER	118.5	50	HYATT	86.0	48	GRENSINGER	80.3
41	110	SHIVERAL	118.1	88	WALTERS	85.9	28	SENIOR	80.3
42	68	WELCH	118.1	66	SWANN-DIXON	85.8	4	STYRING	80.2
43	8	SHARROCK	117.9	51	DAVIES	85.8	79	BELL	80.0
44	4	STYRING	117.1	122	CURTIS	85.5	50	HYATT	79.6
45	50	HYATT	116.9	4	STYRING	85.2	52	PRATT	79.4
46	51	DAVIES	116.3	68	WELCH	85.2	68	WELCH	79.4
47	33	CHATTERJEE	115.9	28	SENIOR	85.2	122	CURTIS	79.3
48	28	SENIOR	115.7	33	CHATTERJEE	84.0	33	CHATTERJEE	77.2
49									
50									
51									

Weather / Track : Overcast / Dry

Spa-Francorchamps
Circuit Length = 4.3520 miles
Start: 16:25 Flag 16:55 End: 16:57

Results can be found at www.tsl-timing.com

Printed - 17:02 Friday, 19 July 2019

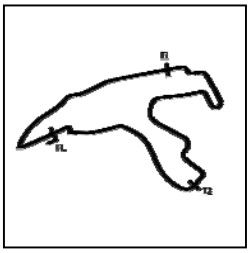

Avon Tyres Seven 420R & Santander Caterham Seven 310R Championships

TESTING 4 - SECTOR ANALYSIS

SECTOR 1 = FL to I1, SECTOR 2 = I1 to I2, SECTOR 3 = I2 to FL, DIFF = Difference To Personal Best Lap, P = Crossed Finish Line in Pit Lane, D = Time Disallowed

P1 58 420R Richard AINSCOUGH — Caterham 420R -

IDEAL LAP TIME : 2:40.195 BEST LAP TIME : 2:40.340 DIFFERENCE : 0.145

LAP	SECTOR 1		SECTOR 2		SECTOR 3		LAP TIME		MPH	DIFF	TIME OF DAY
1 -	47.565	129.3	1:14.571	89.0	42.374	87.0	2:44.510		95.23	4.170	16:30:41.372
2 -	46.420	129.5	1:12.867	90.3	***41.265***	***87.8***	2:40.552	(2)	97.58	0.212	16:33:21.924
3 -	***46.197***	***130.8***	***1:12.733***	***93.0***	41.410	86.8	***2:40.340***	(1)	***97.71***		***16:36:02.264***
4 -	46.905	129.8	1:13.270	90.8	42.537	85.5	2:42.712	(3)	96.28	2.372	16:38:44.976
5 -	47.231	122.9	1:13.902	89.7	IN PIT		2:54.657	P	89.70	14.317	16:41:39.633
6 -	OUTLAP	128.8	1:13.241	88.7	42.340	86.2	3:43.216		70.18	1:02.876	16:45:22.849
7 -	48.739	126.1	1:14.356	89.3	42.397	85.7	2:45.492		94.67	5.152	16:48:08.341
8 -	47.113	128.5	1:14.571	89.3	42.196	86.2	2:43.880		95.60	3.540	16:50:52.221
9 -	46.873	129.3	1:15.767	86.0	IN PIT		3:01.312	P	86.41	20.972	16:53:53.533

P2 3 420R John BYRNE — Caterham 420R - DW Motorsport

IDEAL LAP TIME : 2:40.162 BEST LAP TIME : 2:41.014 DIFFERENCE : 0.852

LAP	SECTOR 1		SECTOR 2		SECTOR 3		LAP TIME		MPH	DIFF	TIME OF DAY
1 -	47.893	127.8	1:13.247	89.3	41.744	***87.8***	2:42.884		96.18	1.870	16:33:42.329
2 -	47.748	130.8	1:12.857	89.7	41.820	87.3	2:42.425		96.45	1.411	16:36:24.754
3 -	47.230	129.5	***1:12.436***	***90.4***	***41.348***	87.3	***2:41.014***	(1)	***97.30***		***16:39:05.768***
4 -	46.821	131.5	1:15.499	81.5	IN PIT		3:00.487	P	86.80	19.473	16:42:06.255
5 -	OUTLAP	130.0	1:14.041	81.8	42.876	87.0	6:23.328		40.87	3:42.314	16:48:29.583
6 -	46.713	131.8	1:13.363	90.0	42.308	87.3	2:42.384	(3)	96.48	1.370	16:51:11.967
7 -	46.865	128.5	1:12.522	90.1	41.695	86.9	2:41.082	(2)	97.26	0.068	16:53:53.049
8 -	***46.378***	***132.1***	1:15.366	87.2	43.405	85.9	2:45.149		94.86	4.135	16:56:38.198

P3 92 420R Jamie FALVEY — Caterham 420R - DW Motorsport

IDEAL LAP TIME : 2:40.665 BEST LAP TIME : 2:41.426 DIFFERENCE : 0.761

LAP	SECTOR 1		SECTOR 2		SECTOR 3		LAP TIME		MPH	DIFF	TIME OF DAY
1 -	47.354	128.5	1:15.425	89.8	42.650	87.1	2:45.429		94.70	4.003	16:30:40.068
2 -	47.176	128.5	1:12.781	***91.9***	***41.481***	87.3	2:41.438	(2)	97.04	0.012	16:33:21.506
3 -	46.784	122.9	1:12.964	90.6	42.206	86.8	2:41.954		96.74	0.528	16:36:03.460
4 -	47.146	128.0	1:14.502	91.3	41.950	86.5	2:43.598		95.76	2.172	16:38:47.058
5 -	46.823	130.0	***1:12.639***	91.4	42.079	***87.8***	2:41.541	(3)	96.98	0.115	16:41:28.599
6 -	47.389	128.5	1:13.340	89.0	42.737	87.1	2:43.466		95.84	2.040	16:44:12.065
7 -	47.933	125.4	1:13.509	87.8	45.493	86.2	2:46.935		93.85	5.509	16:46:59.000
8 -	***46.545***	***132.1***	1:13.096	90.6	41.785	85.9	***2:41.426***	(1)	***97.05***		***16:49:40.426***
9 -	47.401	127.3	1:13.373	91.4	42.203	87.1	2:42.977		96.13	1.551	16:52:23.403
10 -	47.451	129.8	1:13.293	91.1	42.079	85.8	2:42.823		96.22	1.397	16:55:06.226

P4 5 420R David HENDERSON — Caterham 420R -

IDEAL LAP TIME : 2:40.557 BEST LAP TIME : 2:41.532 DIFFERENCE : 0.975

LAP	SECTOR 1		SECTOR 2		SECTOR 3		LAP TIME		MPH	DIFF	TIME OF DAY
1 -	46.933	***131.0***	1:13.751	90.9	42.644	***86.5***	2:43.328	(3)	95.92	1.796	16:37:21.799
2 -	***46.365***	130.0	1:13.972	89.5	IN PIT		2:56.257	P	88.89	14.725	16:40:18.056
3 -	OUTLAP	84.4	1:31.355	88.5	42.737	***86.5***	3:55.482		66.53	1:13.950	16:44:13.538
4 -	48.040	128.5	1:13.627	88.3	42.676	86.0	2:44.343		95.33	2.811	16:46:57.881
5 -	46.907	129.8	1:13.209	90.0	43.471	86.2	2:43.587		95.77	2.055	16:49:41.468
6 -	46.394	129.5	1:13.720	***91.4***	***41.418***	85.3	***2:41.532***	(1)	***96.99***		***16:52:23.000***
7 -	46.919	126.8	***1:12.774***	90.9	42.363	85.9	2:42.056	(2)	96.67	0.524	16:55:05.056

Weather / Track : Overcast / Dry

Spa-Francorchamps
Circuit Length = 4.3520 miles
Start: 16:25 Flag 16:55 End: 16:57

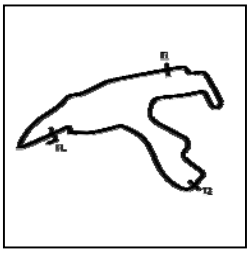

Avon Tyres Seven 420R & Santander Caterham Seven 310R Championships

TESTING 4 - SECTOR ANALYSIS

SECTOR 1 = FL to I1, SECTOR 2 = I1 to I2, SECTOR 3 = I2 to FL, DIFF = Difference To Personal Best Lap, P = Crossed Finish Line in Pit Lane, D = Time Disallowed

P5 80 420R Alex JORDAN

Caterham 420R - Alexson Homes/DPR Motorsport

IDEAL LAP TIME : 2:41.772 BEST LAP TIME : 2:41.999 DIFFERENCE : 0.227

LAP	SECTOR 1		SECTOR 2		SECTOR 3		LAP TIME		MPH	DIFF	TIME OF DAY
1 -	47.347	***131.5***	1:14.591	88.6	42.107	86.3	2:44.045		95.50	2.046	16:30:32.613
2 -	47.771	127.3	1:14.324	90.9	42.535	85.2	2:44.630		95.16	2.631	16:33:17.243
3 -	47.780	127.3	1:14.123	89.4	42.528	87.0	2:44.431		95.28	2.432	16:36:01.674
4 -	47.858	127.0	1:13.888	***91.1***	***41.817***	86.2	2:43.563		95.78	1.564	16:38:45.237
5 -	46.793	131.0	***1:13.606***	90.5	42.182	86.4	2:42.581	**(2)**	96.36	0.582	16:41:27.818
6 -	48.086	126.6	1:13.982	90.5	42.906	86.4	2:44.974		94.96	2.975	16:44:12.792
7 -	47.102	127.5	1:13.892	90.3	42.482	85.7	2:43.476	**(3)**	95.83	1.477	16:46:56.268
8 -	47.095	130.5	1:15.891	90.0	42.695	87.1	2:45.681		94.56	3.682	16:49:41.949
9 -	***46.349***	130.0	1:13.751	***91.1***	41.899	***87.4***	***2:41.999***	**(1)**	***96.71***		***16:52:23.948***
10 -	50.889	124.7	1:13.905	90.4	IN PIT		3:05.915	**P**	84.27	23.916	16:55:29.863

P6 24 420R Chris AUBREY

Caterham 420R -

IDEAL LAP TIME : 2:41.477 BEST LAP TIME : 2:42.076 DIFFERENCE : 0.599

LAP	SECTOR 1		SECTOR 2		SECTOR 3		LAP TIME		MPH	DIFF	TIME OF DAY
1 -	48.080	122.6	1:14.944	91.3	42.842	86.3	2:45.866		94.45	3.790	16:30:26.861
2 -	47.966	123.1	1:14.584	***92.8***	42.605	87.0	2:45.155		94.86	3.079	16:33:12.016
3 -	48.426	123.5	1:13.733	90.3	42.473	87.0	2:44.632		95.16	2.556	16:35:56.648
4 -	48.040	123.3	1:13.921	91.5	44.705	85.3	2:46.666		94.00	4.590	16:38:43.314
5 -	48.002	123.3	1:13.813	92.0	42.866	***88.6***	2:44.681		95.13	2.605	16:41:27.995
6 -	48.208	120.6	1:14.783	88.1	44.224	87.3	2:47.215		93.69	5.139	16:44:15.210
7 -	47.395	***128.8***	1:14.056	88.6	42.726	87.1	2:44.177		95.43	2.101	16:46:59.387
8 -	***46.332***	124.7	1:13.720	***92.8***	42.799	87.1	2:42.851	**(3)**	96.20	0.775	16:49:42.238
9 -	46.430	127.3	1:13.708	***92.8***	42.115	86.7	2:42.253	**(2)**	96.56	0.177	16:52:24.491
10 -	46.931	127.0	***1:13.491***	92.1	***41.654***	87.4	***2:42.076***	**(1)**	***96.66***		***16:55:06.567***

P7 47 420R Alexander KOEBERLE

Caterham 420R -

IDEAL LAP TIME : 2:41.288 BEST LAP TIME : 2:42.106 DIFFERENCE : 0.818

LAP	SECTOR 1		SECTOR 2		SECTOR 3		LAP TIME		MPH	DIFF	TIME OF DAY
1 -	***46.686***	127.8	1:14.765	90.8	41.920	87.0	2:43.371		95.90	1.265	16:30:38.592
2 -	47.130	127.8	1:13.210	91.1	***41.766***	87.0	***2:42.106***	**(1)**	***96.64***		***16:33:20.698***
3 -	47.102	***129.0***	1:12.878	***91.8***	IN PIT		2:50.082	**P**	92.11	7.976	16:36:10.780
4 -	OUTLAP	126.8	1:15.869	90.6	42.363	86.3	6:12.070		42.10	3:29.964	16:42:22.850
5 -	47.119	128.3	1:13.786	90.9	42.419	85.8	2:43.324		95.92	1.218	16:45:06.174
6 -	47.104	128.5	1:13.224	89.9	42.829	85.7	2:43.157		96.02	1.051	16:47:49.331
7 -	47.224	128.3	***1:12.836***	90.6	42.211	85.4	2:42.271	**(2)**	96.55	0.165	16:50:31.602
8 -	47.907	125.4	1:13.283	***91.8***	42.455	86.0	2:43.645		95.74	1.539	16:53:15.247
9 -	47.337	126.1	1:13.377	90.4	42.354	86.3	2:43.068	**(3)**	96.07	0.962	16:55:58.315

P8 44 420R Timothy DICKENS

Caterham 420R -

IDEAL LAP TIME : 2:42.134 BEST LAP TIME : 2:42.911 DIFFERENCE : 0.777

LAP	SECTOR 1		SECTOR 2		SECTOR 3		LAP TIME		MPH	DIFF	TIME OF DAY
1 -	47.617	129.5	1:15.304	90.8	42.228	87.4	2:45.149		94.86	2.238	16:31:15.251
2 -	47.869	125.6	1:14.846	90.3	42.342	86.7	2:45.057		94.92	2.146	16:34:00.308
3 -	47.645	127.3	1:37.528	54.0	58.946	86.4	3:24.119		76.75	41.208	16:37:24.427
4 -	47.699	128.8	1:14.908	***91.5***	42.420	86.9	2:45.027		94.93	2.116	16:40:09.454
5 -	47.576	128.0	1:14.481	91.0	42.230	87.6	2:44.287	**(3)**	95.36	1.376	16:42:53.741
6 -	48.124	122.9	1:15.170	90.5	42.484	87.7	2:45.778		94.50	2.867	16:45:39.519
7 -	46.825	130.3	***1:13.888***	89.2	42.198	86.8	***2:42.911***	**(1)**	***96.17***		***16:48:22.430***
8 -	***46.325***	***132.3***	1:16.670	89.7	42.531	85.8	2:45.526		94.65	2.615	16:51:07.956
9 -	47.374	126.6	1:14.284	91.1	***41.921***	86.8	2:43.579	**(2)**	95.77	0.668	16:53:51.535
10 -	47.365	128.3	1:14.963	81.9	43.347	87.4	2:45.675		94.56	2.764	16:56:37.210

Weather / Track : Overcast / Dry

Spa-Francorchamps
Circuit Length = 4.3520 miles
Start: 16:25 Flag 16:55 End: 16:57

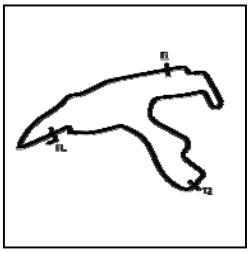

Avon Tyres Seven 420R & Santander Caterham Seven 310R Championships

TESTING 4 - SECTOR ANALYSIS

SECTOR 1 = FL to I1, SECTOR 2 = I1 to I2, SECTOR 3 = I2 to FL, DIFF = Difference To Personal Best Lap, P = Crossed Finish Line in Pit Lane, D = Time Disallowed

P9 23 420R Justin ARMSTRONG

Caterham 420R -

IDEAL LAP TIME : 2:42.293 BEST LAP TIME : 2:43.039 DIFFERENCE : 0.746

LAP	SECTOR 1		SECTOR 2		SECTOR 3		LAP TIME		MPH	DIFF	TIME OF DAY
1 -	OUTLAP	122.9	1:15.482	84.3	43.312	82.4	3:45.189		69.57	1:02.150	16:31:52.492
2 -	47.417	128.3	1:14.095	91.5	***42.042***	85.5	2:43.554	**(3)**	95.79	0.515	16:34:36.046
3 -	48.181	122.2	***1:13.475***	***92.1***	43.188	***87.3***	2:44.844		95.04	1.805	16:37:20.890
4 -	46.931	129.8	1:13.598	87.4	42.510	85.4	***2:43.039***	**(1)**	***96.09***		***16:40:03.929***
5 -	47.079	***131.5***	1:15.680	82.6	43.336	86.2	2:46.095		94.32	3.056	16:42:50.024
6 -	47.333	126.3	1:13.537	88.1	42.303	86.0	2:43.173	**(2)**	96.01	0.134	16:45:33.197
7 -	***46.776***	129.0	1:14.343	87.9	43.261	86.2	2:44.380		95.31	1.341	16:48:17.577
8 -	48.342	125.6	1:14.125	88.0	43.629	85.5	2:46.096		94.32	3.057	16:51:03.673
9 -	47.591	125.9	1:14.751	84.9	42.827	85.0	2:45.169		94.85	2.130	16:53:48.842
10 -	47.224	128.5	1:13.947	88.7	42.506	85.7	2:43.677		95.72	0.638	16:56:32.519

P10 55 420R Russ OLIVANT

Caterham 420R - Anglo Aquatic

IDEAL LAP TIME : 2:42.714 BEST LAP TIME : 2:43.434 DIFFERENCE : 0.720

LAP	SECTOR 1		SECTOR 2		SECTOR 3		LAP TIME		MPH	DIFF	TIME OF DAY
1 -	48.208	126.3	1:15.686	88.6	42.578	86.8	2:46.472		94.11	3.038	16:30:33.386
2 -	47.436	122.6	1:14.334	89.7	42.668	86.4	2:44.438	**(3)**	95.27	1.004	16:33:17.824
3 -	47.095	***129.5***	***1:13.777***	90.4	42.562	86.7	***2:43.434***	**(1)**	***95.86***		***16:36:01.258***
4 -	47.599	127.3	1:14.184	91.3	42.747	86.8	2:44.530		95.22	1.096	16:38:45.788
5 -	***46.795***	122.6	1:14.560	90.9	***42.142***	***88.3***	2:43.497	**(2)**	95.82	0.063	16:41:29.285
6 -	47.187	109.2	1:14.986	***91.4***	43.342	85.5	2:45.515		94.65	2.081	16:44:14.800
7 -	48.213	116.1	1:16.747	81.8	43.020	86.2	2:47.980		93.27	4.546	16:47:02.780
8 -	47.812	128.3	1:15.022	89.1	43.025	85.0	2:45.859		94.46	2.425	16:49:48.639
9 -	47.882	127.0	1:14.601	91.1	55.945	82.0	2:58.428		87.80	14.994	16:52:47.067
10 -	50.727	119.4	1:16.587	88.6	49.892	78.6	2:57.206		88.41	13.772	16:55:44.273

P11 93 420R Mike EVANS

Caterham 420R -

IDEAL LAP TIME : 2:43.531 BEST LAP TIME : 2:43.915 DIFFERENCE : 0.384

LAP	SECTOR 1		SECTOR 2		SECTOR 3		LAP TIME		MPH	DIFF	TIME OF DAY
1 -	OUTLAP	120.0	1:16.354	88.3	42.839	85.3	3:05.383		84.51	21.468	16:33:34.639
2 -	47.871	120.0	1:15.231	89.3	42.551	86.0	2:45.653	**(3)**	94.58	1.738	16:36:20.292
3 -	47.598	126.3	1:14.767	***90.8***	IN PIT		3:02.878	**P**	85.67	18.963	16:39:23.170
4 -	OUTLAP	114.1	1:16.874	87.8	43.314	85.9	3:01.807		86.17	17.892	16:42:24.977
5 -	47.682	125.4	1:14.291	***90.8***	***42.056***	***86.2***	2:44.029	**(2)**	95.51	0.114	16:45:09.006
6 -	***47.533***	***126.6***	***1:13.942***	87.9	42.440	86.0	***2:43.915***	**(1)**	***95.58***		***16:47:52.921***
7 -	47.777	125.6	1:15.548	87.1	IN PIT		2:58.428	**P**	87.80	14.513	16:50:51.349

P12 10 420R Henry HEATON

Caterham 420R -

IDEAL LAP TIME : BEST LAP TIME : 2:44.015 DIFFERENCE :

LAP	SECTOR 1		SECTOR 2		SECTOR 3		LAP TIME		MPH	DIFF	TIME OF DAY
1 -							2:44.217		95.40	0.202	16:31:52.130
2 -							2:44.151	**(3)**	95.44	0.136	16:34:36.281
3 -							2:44.311		95.35	0.296	16:37:20.592
4 -							***2:44.015***	**(1)**	***95.52***		***16:40:04.607***
5 -					***IN PIT***		3:05.435	**P**	84.49	21.420	16:43:10.042
6 -							4:26.418		58.80	1:42.403	16:47:36.461
7 -							2:44.830		95.05	0.815	16:50:21.291
8 -							2:45.259		94.80	1.244	16:53:06.550
9 -							2:44.059	**(2)**	95.49	0.044	16:55:50.609

Weather / Track : Overcast / Dry

Spa-Francorchamps
Circuit Length = 4.3520 miles
Start: 16:25 Flag 16:55 End: 16:57

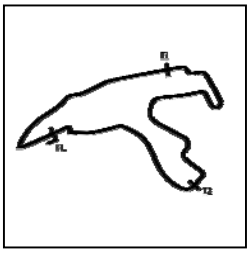

Avon Tyres Seven 420R & Santander Caterham Seven 310R Championships

TESTING 4 - SECTOR ANALYSIS

SECTOR 1 = FL to I1, SECTOR 2 = I1 to I2, SECTOR 3 = I2 to FL, DIFF = Difference To Personal Best Lap, P = Crossed Finish Line in Pit Lane, D = Time Disallowed

P13 45 420R Chris BATES

Caterham 420R - DPR Motorsport

IDEAL LAP TIME : 2:43.934 BEST LAP TIME : 2:44.158 DIFFERENCE : 0.224

LAP	SECTOR 1		SECTOR 2		SECTOR 3		LAP TIME		MPH	DIFF	TIME OF DAY
1 -	***47.328***	126.8	1:14.221	87.4	43.266	***86.8***	2:44.815	**(3)**	95.06	0.657	16:30:44.490
2 -	47.404	***128.5***	1:14.290	88.3	***42.464***	84.5	***2:44.158***	**(1)**	***95.44***		***16:33:28.648***
3 -	47.862	124.7	1:14.374	88.6	43.782	85.1	2:46.018		94.37	1.860	16:36:14.666
4 -	47.844	124.7	***1:14.142***	***88.7***	42.572	85.3	2:44.558	**(2)**	95.20	0.400	16:38:59.224

P14 22 420R Paul BROWES

Caterham 420R -

IDEAL LAP TIME : 2:44.282 BEST LAP TIME : 2:44.475 DIFFERENCE : 0.193

LAP	SECTOR 1		SECTOR 2		SECTOR 3		LAP TIME		MPH	DIFF	TIME OF DAY
1 -	48.645	***130.0***	1:15.458	89.1	42.999	85.9	2:47.102		93.76	2.627	16:31:06.449
2 -	48.361	127.8	1:14.730		43.045	86.5	2:46.136		94.30	1.661	16:33:52.585
3 -	48.177	124.7	1:14.554	89.4	***42.446***	***87.1***	2:45.177	**(3)**	94.85	0.702	16:36:37.762
4 -	48.701	125.6	1:14.907		43.000	85.5	2:46.608		94.03	2.133	16:39:24.370
5 -	48.720	124.2	1:14.781	89.3	42.835	85.7	2:46.336		94.19	1.861	16:42:10.706
6 -	48.125	124.5	1:14.988	89.1	43.125	85.7	2:46.238		94.24	1.763	16:44:56.944
7 -	47.910	127.8	1:15.486	88.7	44.347	85.3	2:47.743		93.40	3.268	16:47:44.687
8 -	49.001	124.0	1:15.356	89.3	43.120	86.9	2:47.477		93.55	3.002	16:50:32.164
9 -	47.624	118.7	***1:14.334***	89.2	42.609	82.3	2:44.567	**(2)**	95.20	0.092	16:53:16.731
10 -	***47.502***	128.0	1:14.396	***89.8***	42.577	85.9	***2:44.475***	**(1)**	***95.25***		***16:56:01.206***

P15 34 420R Ian SPARSHOTT

Caterham 420R - DPR Motorsport

IDEAL LAP TIME : 2:44.556 BEST LAP TIME : 2:45.090 DIFFERENCE : 0.534

LAP	SECTOR 1		SECTOR 2		SECTOR 3		LAP TIME		MPH	DIFF	TIME OF DAY
1 -	47.649	***131.5***	1:15.862	88.7	44.432	84.8	2:47.943		93.29	2.853	16:30:44.052
2 -	48.086	121.5	1:15.140	***89.4***	43.002	85.0	2:46.228		94.25	1.138	16:33:30.280
3 -	48.053	127.0	1:15.232	86.1	43.190	85.4	2:46.475		94.11	1.385	16:36:16.755
4 -	48.198	126.8	1:14.928	87.0	43.246	83.7	2:46.372		94.17	1.282	16:39:03.127
5 -	47.992	127.5	1:16.511	83.5	43.863	***86.8***	2:48.366		93.05	3.276	16:41:51.493
6 -	47.607	124.7	1:14.644	87.1	43.514	85.1	2:45.765	**(3)**	94.51	0.675	16:44:37.258
7 -	48.311	124.2	1:15.087	86.9	43.594	85.2	2:46.992		93.82	1.902	16:47:24.250
8 -	47.957	125.6	1:14.659	86.9	***42.939***	85.4	2:45.555	**(2)**	94.63	0.465	16:50:09.805
9 -	47.776	125.4	***1:14.231***	87.6	43.083	85.4	***2:45.090***	**(1)**	***94.90***		***16:52:54.895***
10 -	***47.386***	130.8	1:15.740	78.3	56.069	48.8	2:59.195		87.43	14.105	16:55:54.090

P16 53 420R Matthew WELCH

Caterham 420R -

IDEAL LAP TIME : 2:45.885 BEST LAP TIME : 2:46.237 DIFFERENCE : 0.352

LAP	SECTOR 1		SECTOR 2		SECTOR 3		LAP TIME		MPH	DIFF	TIME OF DAY
1 -	49.713	123.8	1:16.326	89.3	43.530	84.8	2:49.569		92.39	3.332	16:32:48.273
2 -	49.021	123.1	1:15.789	88.5	43.212	84.5	2:48.022		93.24	1.785	16:35:36.295
3 -	49.387	123.8	1:15.413	88.7	***42.750***	***85.4***	2:47.550		93.50	1.313	16:38:23.845
4 -	***48.574***	***127.3***	1:14.933	88.3	42.943	85.0	2:46.450	**(2)**	94.12	0.213	16:41:10.295
5 -	48.626	125.4	1:14.662	88.4	43.187	84.6	2:46.475	**(3)**	94.11	0.238	16:43:56.770
6 -	48.587	124.0	***1:14.561***	87.4	43.089	85.2	***2:46.237***	**(1)**	***94.24***		***16:46:43.007***
7 -	49.178	124.2	1:15.656	88.8	43.433	84.4	2:48.267		93.11	2.030	16:49:31.274
8 -	48.846	124.9	1:17.165	88.0	43.901	84.5	2:49.912		92.20	3.675	16:52:21.186
9 -	49.006	117.9	1:15.604	***89.5***	42.903	84.8	2:47.513		93.53	1.276	16:55:08.699

Weather / Track : Overcast / Dry

Spa-Francorchamps
Circuit Length = 4.3520 miles
Start: 16:25 Flag 16:55 End: 16:57

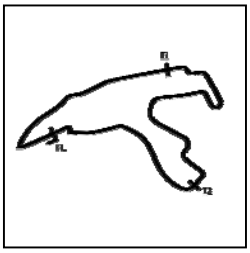

Avon Tyres Seven 420R & Santander Caterham Seven 310R Championships

TESTING 4 - SECTOR ANALYSIS

SECTOR 1 = FL to I1, SECTOR 2 = I1 to I2, SECTOR 3 = I2 to FL, DIFF = Difference To Personal Best Lap, P = Crossed Finish Line in Pit Lane, D = Time Disallowed

P17 77 310R Gordon SAWYER

Caterham 310R - DPR Motorsport

IDEAL LAP TIME : BEST LAP TIME : 2:49.751 DIFFERENCE :

LAP	SECTOR 1	SECTOR 2	SECTOR 3	LAP TIME	MPH	DIFF	TIME OF DAY
1 -				2:51.626	91.28	1.875	16:32:30.060
2 -				2:51.674	91.26	1.923	16:35:21.734
3 -				2:51.502	91.35	1.751	16:38:13.236
4 -			***IN PIT***	3:17.403 **P**	79.36	27.652	16:41:30.639
5 -				4:01.568	64.85	1:11.817	16:45:32.208
6 -				***2:49.751*** **(1)**	***92.29***		***16:48:21.959***
7 -				2:51.331 **(3)**	91.44	1.580	16:51:13.290
8 -				2:51.161 **(2)**	91.53	1.410	16:54:04.451
9 -				2:51.523	91.34	1.772	16:56:55.974

P18 91 310R Lee BRISTOW

Caterham 310R -

IDEAL LAP TIME : 2:50.174 BEST LAP TIME : 2:50.229 DIFFERENCE : 0.055

LAP	SECTOR 1		SECTOR 2		SECTOR 3		LAP TIME	MPH	DIFF	TIME OF DAY
1 -	52.247	100.9	1:21.455	65.9	53.939	77.8	3:07.641	83.49	17.412	16:31:35.316
2 -	51.344	117.1	1:16.515	85.0	45.108	77.8	2:52.967	90.58	2.738	16:34:28.283
3 -	50.452	121.7	1:17.645	84.5	46.115	***80.3***	2:54.212	89.93	3.983	16:37:22.495
4 -	50.330	***122.4***	1:16.643	86.0	44.791	78.9	2:51.764 **(2)**	91.21	1.535	16:40:14.259
5 -	50.654	116.9	1:16.444	85.9	44.714	78.7	2:51.812 **(3)**	91.18	1.583	16:43:06.071
6 -	50.467	120.2	1:17.153	84.5	49.060	76.4	2:56.680	88.67	6.451	16:46:02.751
7 -	50.898	116.9	1:16.465	84.6	44.581	78.8	2:51.944	91.11	1.715	16:48:54.695
8 -	***50.290***	116.9	1:16.376	86.3	46.219	78.2	2:52.885	90.62	2.656	16:51:47.580
9 -	50.345	116.9	***1:16.237***	***86.5***	***43.647***	79.3	***2:50.229*** **(1)**	***92.03***		***16:54:37.809***

P19 71 310R Alan COOPER

Caterham 310R -

IDEAL LAP TIME : 2:49.880 BEST LAP TIME : 2:50.372 DIFFERENCE : 0.492

LAP	SECTOR 1		SECTOR 2		SECTOR 3		LAP TIME	MPH	DIFF	TIME OF DAY
1 -	49.951	116.3	1:16.811	86.7	44.659	81.3	2:51.421 **(2)**	91.39	1.049	16:31:19.844
2 -	50.435	116.5	1:17.284	86.7	43.915	80.9	2:51.634	91.28	1.262	16:34:11.478
3 -	***49.854***	119.4	1:18.287	***87.8***	***43.789***	***82.4***	2:51.930	91.12	1.558	16:37:03.408
4 -	49.915	***120.6***	1:16.841	87.3	44.690	***82.4***	2:51.446 **(3)**	91.38	1.074	16:39:54.854
5 -	50.013	115.3	1:17.988	86.7	44.745	79.7	2:52.746	90.69	2.374	16:42:47.600
6 -	50.528	116.7	1:16.413	86.0	44.830	80.6	2:51.771	91.21	1.399	16:45:39.371
7 -	50.280	116.7	1:16.852	86.5	44.572	81.3	2:51.704	91.24	1.332	16:48:31.075
8 -	50.382	116.5	1:17.071	86.0	44.607	81.1	2:52.060	91.05	1.688	16:51:23.135
9 -	50.359	116.5	1:16.639	86.4	44.586	81.2	2:51.584	91.31	1.212	16:54:14.719
10 -	50.114	116.9	***1:16.237***	87.7	44.021	81.5	***2:50.372*** **(1)**	***91.96***		***16:57:05.091***

P20 119 310R Donald HENSHALL

Caterham 310R -

IDEAL LAP TIME : 2:49.894 BEST LAP TIME : 2:50.598 DIFFERENCE : 0.704

LAP	SECTOR 1		SECTOR 2		SECTOR 3		LAP TIME	MPH	DIFF	TIME OF DAY
1 -	***49.224***	***127.3***	1:17.356	85.4	44.022	80.7	2:50.602 **(2)**	91.83	0.004	16:31:20.714
2 -	49.502	122.9	1:17.052	85.5	44.415	***82.4***	2:50.969 **(3)**	91.63	0.371	16:34:11.683
3 -	49.497	124.2	1:17.285	***86.5***	***43.816***	81.8	***2:50.598*** **(1)**	***91.83***		***16:37:02.281***
4 -	49.806	119.1	***1:16.854***	85.8	44.683	79.6	2:51.343	91.43	0.745	16:39:53.624
5 -	55.939	88.3	1:32.769	85.7	44.440	79.9	3:13.148	81.11	22.550	16:43:06.772
6 -	49.570	121.3	1:17.558	82.1	44.794	79.7	2:51.922	91.13	1.324	16:45:58.694
7 -	56.340	65.5	2:06.019	84.4	45.218	48.9	3:47.577	68.84	56.979	16:49:46.271
8 -	1:06.064	70.4	1:52.978	57.6	52.649	80.6	3:51.691	67.62	1:01.093	16:53:37.962

Weather / Track : Overcast / Dry

Spa-Francorchamps
Circuit Length = 4.3520 miles
Start: 16:25 Flag 16:55 End: 16:57

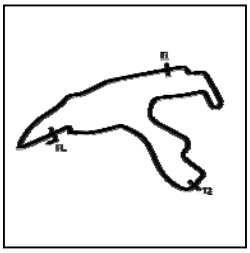

Avon Tyres Seven 420R & Santander Caterham Seven 310R Championships

TESTING 4 - SECTOR ANALYSIS

SECTOR 1 = FL to I1, SECTOR 2 = I1 to I2, SECTOR 3 = I2 to FL, DIFF = Difference To Personal Best Lap, P = Crossed Finish Line in Pit Lane, D = Time Disallowed

P21 27 310R Matt TOPHAM

Caterham 310R -

IDEAL LAP TIME : BEST LAP TIME : 2:50.669 DIFFERENCE :

LAP	SECTOR 1	SECTOR 2	SECTOR 3	LAP TIME	MPH	DIFF	TIME OF DAY
1 -				***2:50.669*** **(1)**	***91.80***		***16:31:23.173***
2 -				2:51.860 **(2)**	91.16	1.191	16:34:15.033
3 -				2:54.292	89.89	3.623	16:37:09.325
4 -			***IN PIT***	3:21.512 **P**	77.74	30.843	16:40:30.837
5 -				3:40.845	70.94	50.176	16:44:11.683
6 -				2:53.814	90.13	3.145	16:47:05.497
7 -				2:52.548	90.80	1.879	16:49:58.045
8 -				2:52.498 **(3)**	90.82	1.829	16:52:50.543
9 -				2:55.516	89.26	4.847	16:55:46.059

P22 88 310R Pete WALTERS

Caterham 310R -

IDEAL LAP TIME : 2:50.038 BEST LAP TIME : 2:50.816 DIFFERENCE : 0.778

LAP	SECTOR 1		SECTOR 2		SECTOR 3		LAP TIME	MPH	DIFF	TIME OF DAY
1 -	50.137	120.4	1:17.195	84.7	44.424	***81.7***	2:51.756	91.21	0.940	16:31:12.231
2 -	49.846	***121.3***	1:16.558	***85.9***	***44.412***	80.5	***2:50.816*** **(1)**	***91.72***		***16:34:03.047***
3 -	50.603	117.3	1:16.928	84.2	46.695	73.1	2:54.226	89.92	3.410	16:36:57.273
4 -	51.144	116.7	1:16.652	82.9	45.008	80.6	2:52.804	90.66	1.988	16:39:50.077
5 -	50.716	116.7	1:16.226	83.3	45.444	78.4	2:52.386	90.88	1.570	16:42:42.463
6 -	50.612	116.3	1:16.256	84.0	45.141	80.2	2:52.009	91.08	1.193	16:45:34.472
7 -	50.204	116.5	1:16.272	84.6	44.591	79.5	2:51.067 **(3)**	91.58	0.251	16:48:25.539
8 -	50.333	116.5	1:16.785	83.1	44.868	79.8	2:51.986	91.09	1.170	16:51:17.525
9 -	50.196	116.5	***1:16.213***	85.3	44.592	***81.7***	2:51.001 **(2)**	91.62	0.185	16:54:08.526
10 -	***49.413***	120.0	1:17.877	84.0	45.047	79.7	2:52.337	90.91	1.521	16:57:00.863

P23 11 310R Andrew PERRY

Caterham 310R - DPR Motorsport

IDEAL LAP TIME : 2:49.641 BEST LAP TIME : 2:50.821 DIFFERENCE : 1.180

LAP	SECTOR 1		SECTOR 2		SECTOR 3		LAP TIME	MPH	DIFF	TIME OF DAY
1 -	***49.178***	***124.2***	1:16.929	85.9	44.810	80.4	2:50.917 **(2)**	91.66	0.096	16:31:09.536
2 -	50.634	101.3	1:24.089	83.0	45.198	81.7	2:59.921	87.07	9.100	16:34:09.457
3 -	49.983	117.9	1:20.208	59.3	55.745	66.0	3:05.936	84.26	15.115	16:37:15.393
4 -	1:05.877	89.4	1:48.687	82.1	45.254	***82.0***	3:39.818	71.27	48.997	16:40:55.211
5 -	50.181	116.9	1:16.296	85.3	***44.344***	80.2	***2:50.821*** **(1)**	***91.71***		***16:43:46.032***
6 -	1:02.328	70.7	1:53.950	41.4	1:12.244	79.6	4:08.522	63.04	1:17.701	16:47:54.554
7 -	50.308	116.7	***1:16.119***	86.3	44.551	80.7	2:50.978 **(3)**	91.63	0.157	16:50:45.532
8 -	49.408	117.3	1:17.103	***86.9***	44.586	79.4	2:51.097	91.57	0.276	16:53:36.629

P24 74 310R James BEARDWELL

Caterham 310R -

IDEAL LAP TIME : 2:49.961 BEST LAP TIME : 2:50.871 DIFFERENCE : 0.910

LAP	SECTOR 1		SECTOR 2		SECTOR 3		LAP TIME	MPH	DIFF	TIME OF DAY
1 -	49.568	***122.9***	1:17.287	***87.3***	44.739	81.5	2:51.594 **(2)**	91.30	0.723	16:31:21.204
2 -	49.883	121.1	1:16.965	85.0	***44.023***	***82.5***	***2:50.871*** **(1)**	***91.69***		***16:34:12.075***
3 -	***49.236***	122.4	1:20.771	85.9	45.578	79.9	2:55.585	89.23	4.714	16:37:07.660
4 -	50.490	116.9	***1:16.702***	85.8	44.870	80.2	2:52.062	91.05	1.191	16:39:59.722
5 -	49.427	122.2	1:19.451	84.4	44.695	79.7	2:53.573	90.26	2.702	16:42:53.295
6 -	49.985	119.6	1:18.398	85.1	44.362	***82.5***	2:52.745	90.69	1.874	16:45:46.040
7 -	49.652	120.4	1:17.230	86.0	44.893	79.6	2:51.775 **(3)**	91.20	0.904	16:48:37.815
8 -	50.777	116.5	1:17.134	85.0	44.973	79.8	2:52.884	90.62	2.013	16:51:30.699
9 -	50.491	116.1	1:17.028	85.8	44.875	80.2	2:52.394	90.88	1.523	16:54:23.093
10 -	50.540	116.5	1:16.758	85.1	44.852	79.6	2:52.150	91.01	1.279	16:57:15.243

Weather / Track : Overcast / Dry

Spa-Francorchamps
Circuit Length = 4.3520 miles
Start: 16:25 Flag 16:55 End: 16:57

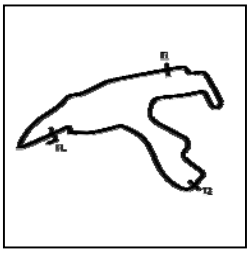

Avon Tyres Seven 420R & Santander Caterham Seven 310R Championships

TESTING 4 - SECTOR ANALYSIS

SECTOR 1 = FL to I1, SECTOR 2 = I1 to I2, SECTOR 3 = I2 to FL, DIFF = Difference To Personal Best Lap, P = Crossed Finish Line in Pit Lane, D = Time Disallowed

P25 6 310R Richard LAMBERT — Caterham 310R - Axtrom Ltd

IDEAL LAP TIME : 2:50.820 BEST LAP TIME : 2:50.918 DIFFERENCE : 0.098

LAP	SECTOR 1		SECTOR 2		SECTOR 3		LAP TIME		MPH	DIFF	TIME OF DAY
1 -	51.486	116.9	1:18.150	85.8	44.977	80.3	2:54.613		89.72	3.695	16:31:01.112
2 -	50.749	116.9	1:19.029	***87.1***	44.977	79.7	2:54.755		89.65	3.837	16:33:55.867
3 -	50.797	116.5	1:17.840	85.5	44.998	80.0	2:53.635		90.23	2.717	16:36:49.502
4 -	50.886	116.1	1:17.632	86.9	44.953	80.6	2:53.471		90.31	2.553	16:39:42.973
5 -	50.678	116.9	1:17.771	86.3	45.317	76.9	2:53.766		90.16	2.848	16:42:36.739
6 -	50.635	116.5	1:17.145	85.1	45.078	79.7	2:52.858	**(2)**	90.63	1.940	16:45:29.597
7 -	50.411	116.7	1:17.413	86.3	45.177	78.3	2:53.001	**(3)**	90.56	2.083	16:48:22.598
8 -	49.675	***121.3***	***1:16.664***	86.4	***44.579***	***81.8***	***2:50.918***	**(1)**	***91.66***		***16:51:13.516***
9 -	***49.577***	114.3	1:17.828	86.8	IN PIT		3:03.549	**P**	85.35	12.631	16:54:17.065

P26 25 310R Jay MCCORMACK — Caterham 310R -

IDEAL LAP TIME : 2:50.579 BEST LAP TIME : 2:51.270 DIFFERENCE : 0.691

LAP	SECTOR 1		SECTOR 2		SECTOR 3		LAP TIME		MPH	DIFF	TIME OF DAY
1 -	***49.719***	116.9	1:17.698	***86.9***	46.718	81.2	2:54.135		89.97	2.865	16:38:57.011
2 -	50.532	***120.9***	1:17.043	86.1	44.751	81.4	2:52.326		90.91	1.056	16:41:49.337
3 -	50.410	119.8	***1:16.201***	84.3	***44.659***	80.3	***2:51.270***	**(1)**	***91.47***		***16:44:40.607***
4 -	50.538	115.5	1:16.263	84.6	45.064	79.8	2:51.865	**(3)**	91.16	0.595	16:47:32.472
5 -	50.590	116.5	1:16.370	84.9	44.721	79.9	2:51.681	**(2)**	91.25	0.411	16:50:24.153

P27 30 310R Ben GILLIAS — Caterham 310R -

IDEAL LAP TIME : 2:50.592 BEST LAP TIME : 2:51.610 DIFFERENCE : 1.018

LAP	SECTOR 1		SECTOR 2		SECTOR 3		LAP TIME		MPH	DIFF	TIME OF DAY
1 -	50.236	117.1	1:17.172	86.2	44.590	80.1	2:51.998		91.09	0.388	16:30:39.877
2 -	50.056	118.3	1:17.146	86.7	44.427	75.4	2:51.629	**(2)**	91.28	0.019	16:33:31.506
3 -	50.673	115.3	1:16.969	86.5	44.758	79.6	2:52.400		90.87	0.790	16:36:23.906
4 -	50.202	116.9	1:16.817	86.7	44.676	80.8	2:51.695	**(3)**	91.25	0.085	16:39:15.601
5 -	50.774	116.7	1:16.908	85.9	45.245	79.4	2:52.927		90.60	1.317	16:42:08.528
6 -	50.823	***120.6***	***1:16.305***	86.1	44.986	78.6	2:52.114		91.02	0.504	16:45:00.642
7 -	50.723	114.9	1:16.386	86.1	44.501	79.6	***2:51.610***	**(1)**	***91.29***		***16:47:52.252***
8 -	***49.952***	120.4	1:17.432	***87.1***	***44.335***	79.3	2:51.719		91.23	0.109	16:50:43.971
9 -	50.659	116.1	1:16.786	86.5	45.319	***82.1***	2:52.764		90.68	1.154	16:53:36.735
10 -	50.500	116.7	1:17.252	84.8	44.844	78.7	2:52.596		90.77	0.986	16:56:29.331

P28 48 310R Tom GRENSINGER — Caterham 310R -

IDEAL LAP TIME : 2:50.942 BEST LAP TIME : 2:51.830 DIFFERENCE : 0.888

LAP	SECTOR 1		SECTOR 2		SECTOR 3		LAP TIME		MPH	DIFF	TIME OF DAY
1 -	51.426	114.7	1:15.949	***86.1***	***44.645***	***80.3***	2:52.020	**(2)**	91.07	0.190	16:40:53.718
2 -	50.661	116.3	***1:15.885***	85.5	IN PIT		3:00.509	**P**	86.79	8.679	16:43:54.227
3 -	OUTLAP	***118.5***	1:16.223	85.0	45.114	78.3	4:04.913		63.97	1:13.083	16:47:59.140
4 -	50.679	116.7	1:16.094	83.8	45.057	78.7	***2:51.830***	**(1)**	***91.18***		***16:50:50.970***
5 -	***50.412***	115.3	1:36.588	77.4	IN PIT		3:41.076	**P**	70.86	49.246	16:54:32.046

P29 66 310R Jake SWANN-DIXON — Caterham 310R -

IDEAL LAP TIME : 2:51.261 BEST LAP TIME : 2:51.909 DIFFERENCE : 0.648

LAP	SECTOR 1		SECTOR 2		SECTOR 3		LAP TIME		MPH	DIFF	TIME OF DAY
1 -	50.612	116.7	1:18.896	84.6	45.208	79.4	2:54.716		89.67	2.807	16:30:44.521
2 -	50.497	116.7	1:17.841	85.7	44.830	79.0	2:53.168		90.47	1.259	16:33:37.689
3 -	51.080	114.7	1:17.315	85.1	45.134	79.7	2:53.529		90.28	1.620	16:36:31.218
4 -	50.904	114.9	1:17.488	84.4	45.451	80.0	2:53.843		90.12	1.934	16:39:25.061
5 -	50.441	116.7	***1:16.928***	85.7	45.163	79.9	2:52.532	**(2)**	90.80	0.623	16:42:17.593
6 -	50.844	113.9	1:17.321	85.7	44.733	80.1	2:52.898		90.61	0.989	16:45:10.491
7 -	50.367	117.1	1:17.373	85.4	45.137	79.3	2:52.877	**(3)**	90.62	0.968	16:48:03.368
8 -	50.526	116.3	1:18.144	84.6	45.129	78.9	2:53.799		90.14	1.890	16:50:57.167
9 -	50.835	114.1	1:17.805	84.9	44.807	79.1	2:53.447		90.33	1.538	16:53:50.614
10 -	***49.723***	***123.1***	1:17.171	85.3	45.015	79.4	***2:51.909***	**(1)**	***91.13***		***16:56:42.523***

Weather / Track : Overcast / Dry

Spa-Francorchamps
Circuit Length = 4.3520 miles
Start: 16:25 Flag 16:55 End: 16:57

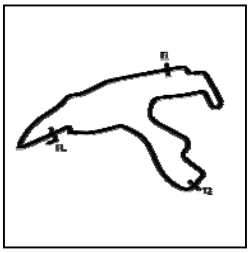

Avon Tyres Seven 420R & Santander Caterham Seven 310R Championships

TESTING 4 - SECTOR ANALYSIS

SECTOR 1 = FL to I1, SECTOR 2 = I1 to I2, SECTOR 3 = I2 to FL, DIFF = Difference To Personal Best Lap, P = Crossed Finish Line in Pit Lane, D = Time Disallowed

P30 110 310R John SHIVERAL — Caterham 310R -

IDEAL LAP TIME : 2:52.030 BEST LAP TIME : 2:52.643 DIFFERENCE : 0.613

LAP	SECTOR 1		SECTOR 2		SECTOR 3		LAP TIME		MPH	DIFF	TIME OF DAY
1 -	50.816	113.3	1:17.321	86.7	***44.639***	***82.0***	2:52.776	**(2)**	90.68	0.133	16:31:24.361
2 -	51.008	117.5	1:20.231	85.1	45.249	80.8	2:56.488		88.77	3.845	16:34:20.849
3 -	50.913	114.9	1:17.829	85.7	45.355	79.7	2:54.097		89.99	1.454	16:37:14.946
4 -	50.682	117.1	1:18.406	***87.1***	45.710	79.5	2:54.798		89.63	2.155	16:40:09.744
5 -	51.022	114.9	1:18.230	84.7	45.182	80.6	2:54.434		89.81	1.791	16:43:04.178
6 -	51.139	114.5	1:19.418	85.4	45.022	80.9	2:55.579		89.23	2.936	16:45:59.757
7 -	***50.326***	116.7	1:17.153	86.0	45.164	80.2	***2:52.643***	**(1)**	***90.75***		***16:48:52.400***
8 -	50.363	***118.1***	1:17.433	85.2	45.882	78.8	2:53.678	**(3)**	90.21	1.035	16:51:46.078
9 -	50.658	115.5	***1:17.065***	86.1	IN PIT		3:22.479	**P**	77.37	29.836	16:55:08.557

P31 29 310R Tim CHILD — Caterham 310R -

IDEAL LAP TIME : 2:51.469 BEST LAP TIME : 2:52.685 DIFFERENCE : 1.216

LAP	SECTOR 1		SECTOR 2		SECTOR 3		LAP TIME		MPH	DIFF	TIME OF DAY
1 -	50.164	121.7	1:19.978	83.7	45.168	81.7	2:55.310		89.37	2.625	16:30:46.162
2 -	50.475	122.9	1:19.224	85.2	46.228	81.0	2:55.927		89.05	3.242	16:33:42.089
3 -	50.288	***123.5***	1:19.529	85.8	45.540	80.9	2:55.357		89.34	2.672	16:36:37.446
4 -	51.607	110.3	1:18.890	86.4	50.989	78.6	3:01.486		86.32	8.801	16:39:38.932
5 -	50.855	116.9	***1:17.485***	86.3	45.466	79.5	2:53.806		90.14	1.121	16:42:32.738
6 -	50.347	116.7	1:17.833	86.1	***44.505***	80.4	***2:52.685***	**(1)**	***90.72***		***16:45:25.423***
7 -	50.022	117.9	1:17.514	85.9	45.533	80.8	2:53.069	**(2)**	90.52	0.384	16:48:18.492
8 -	***49.479***	122.4	1:18.881	86.1	46.655	79.2	2:55.015		89.52	2.330	16:51:13.507
9 -	50.405	120.0	1:18.638	***87.2***	45.677	81.1	2:54.720		89.67	2.035	16:54:08.227
10 -	50.108	110.7	1:18.781	86.1	44.903	***82.7***	2:53.792	**(3)**	90.15	1.107	16:57:02.019

P32 12 310R Andy WHITTON — Caterham 310R -

IDEAL LAP TIME : 2:52.678 BEST LAP TIME : 2:52.789 DIFFERENCE : 0.111

LAP	SECTOR 1		SECTOR 2		SECTOR 3		LAP TIME		MPH	DIFF	TIME OF DAY
1 -	50.379	118.5	***1:17.547***	85.9	44.863	79.8	***2:52.789***	**(1)**	***90.67***		***16:30:49.641***
2 -	***50.333***	119.6	1:17.607	85.0	46.274	74.9	2:54.214		89.93	1.425	16:33:43.855
3 -	50.800	118.3	1:18.002	84.6	45.146	***81.0***	2:53.948	**(2)**	90.07	1.159	16:36:37.803
4 -	51.089	120.4	1:18.169	85.9	45.040	***81.0***	2:54.298		89.88	1.509	16:39:32.101
5 -	51.152	117.1	1:18.321	85.9	45.018	79.6	2:54.491		89.78	1.702	16:42:26.592
6 -	50.756	117.1	1:17.889	85.5	45.388	79.1	2:54.033	**(3)**	90.02	1.244	16:45:20.625
7 -	51.178	116.9	1:20.443	85.4	45.393	79.6	2:57.014		88.50	4.225	16:48:17.639
8 -	50.386	***121.1***	1:19.013	85.5	45.035	80.2	2:54.434		89.81	1.645	16:51:12.073
9 -	50.945	116.1	1:19.133	85.9	***44.798***	80.6	2:54.876		89.59	2.087	16:54:06.949
10 -	50.782	117.3	1:18.858	***86.0***	45.246	77.9	2:54.886		89.58	2.097	16:57:01.835

P33 8 310R Simon SHARROCK — Caterham 310R -

IDEAL LAP TIME : 2:52.805 BEST LAP TIME : 2:52.805 DIFFERENCE : 0.000

LAP	SECTOR 1		SECTOR 2		SECTOR 3		LAP TIME		MPH	DIFF	TIME OF DAY
1 -	51.239	116.3	1:18.338	85.5	44.989	79.9	2:54.566		89.75	1.761	16:35:01.432
2 -	51.416	116.1	1:17.695	84.8	45.226	79.0	2:54.337	**(3)**	89.86	1.532	16:37:55.769
3 -	52.044	115.9	1:18.567	85.9	45.295	80.8	2:55.906		89.06	3.101	16:40:51.675
4 -	51.089	115.7	1:18.251	85.8	45.537	***81.0***	2:54.877		89.59	2.072	16:43:46.552
5 -	50.808	115.9	1:19.489	86.1	IN PIT		3:11.775	**P**	81.69	18.970	16:46:58.327
6 -	OUTLAP	115.3	1:17.986	***86.2***	45.203	79.7	3:46.276		69.24	53.471	16:50:44.603
7 -	***50.369***	117.1	***1:17.654***	85.8	***44.782***	80.7	***2:52.805***	**(1)**	***90.66***		***16:53:37.408***
8 -	50.491	***117.9***	1:17.829	85.7	45.057	78.8	2:53.377	**(2)**	90.36	0.572	16:56:30.785

Spa-Francorchamps
Circuit Length = 4.3520 miles
Start: 16:25 Flag 16:55 End: 16:57

Weather / Track : Overcast / Dry

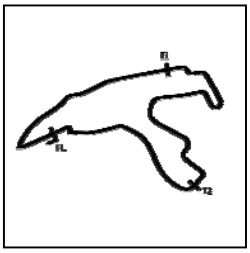

Avon Tyres Seven 420R & Santander Caterham Seven 310R Championships

TESTING 4 - SECTOR ANALYSIS

SECTOR 1 = FL to I1, SECTOR 2 = I1 to I2, SECTOR 3 = I2 to FL, DIFF = Difference To Personal Best Lap, P = Crossed Finish Line in Pit Lane, D = Time Disallowed

P34 79 310R Nathan BELL Caterham 310R -

IDEAL LAP TIME : 2:51.880 BEST LAP TIME : 2:52.952 DIFFERENCE : 1.072

LAP	SECTOR 1		SECTOR 2		SECTOR 3		LAP TIME	MPH	DIFF	TIME OF DAY
1 -	51.358	112.4	1:17.261	84.9	***45.031***	***80.0***	2:53.650 **(2)**	90.22	0.698	16:35:13.968
2 -	51.617	112.9	***1:17.023***	85.0	45.717	74.9	2:54.357	89.85	1.405	16:38:08.325
3 -	51.313	115.9	1:18.223	85.8	45.645	78.9	2:55.181	89.43	2.229	16:41:03.506
4 -	51.451	112.4	1:17.265	85.9	45.663	79.3	2:54.379	89.84	1.427	16:43:57.885
5 -	50.674	117.1	1:17.525	83.8	45.680	78.2	2:53.879 **(3)**	90.10	0.927	16:46:51.764
6 -	51.040	115.7	1:17.831	84.3	45.137	79.9	2:54.008	90.03	1.056	16:49:45.772
7 -	51.302	117.1	1:17.832	84.8	57.898	***80.0***	3:07.032	83.76	14.080	16:52:52.804
8 -	***49.826***	***128.3***	1:17.525	***86.1***	45.601	72.7	***2:52.952*** **(1)**	***90.58***		***16:55:45.756***

P35 13 310R Michael OREILLY Caterham 310R -

IDEAL LAP TIME : 2:52.339 BEST LAP TIME : 2:52.991 DIFFERENCE : 0.652

LAP	SECTOR 1		SECTOR 2		SECTOR 3		LAP TIME	MPH	DIFF	TIME OF DAY
1 -	50.959	116.5	1:18.725	***88.0***	45.925	***82.4***	2:55.609	89.21	2.618	16:31:12.450
2 -	50.733	119.4	1:19.385	86.0	***44.655***	79.0	2:54.773 **(3)**	89.64	1.782	16:34:07.223
3 -	50.755	119.1	1:18.689	87.1	44.764	80.7	2:54.208 **(2)**	89.93	1.217	16:37:01.431
4 -	50.672	119.4	***1:17.575***	87.3	44.744	80.6	***2:52.991*** **(1)**	***90.56***		***16:39:54.422***
5 -	50.412	116.5	1:18.726	85.9	46.296	77.4	2:55.434	89.30	2.443	16:42:49.856
6 -	52.116	116.7	1:18.295	87.1	45.128	79.7	2:55.539	89.25	2.548	16:45:45.395
7 -	50.523	119.8	1:19.612	83.2	45.559	77.9	2:55.694	89.17	2.703	16:48:41.089
8 -	***50.109***	***122.0***	1:19.098	85.4	45.747	78.6	2:54.954	89.55	1.963	16:51:36.043
9 -	51.095	115.5	1:19.778	87.7	IN PIT		3:14.906 **P**	80.38	21.915	16:54:50.949

P36 21 310R Harry LANDY Caterham 310R - DPR Motorsport

IDEAL LAP TIME : 2:52.440 BEST LAP TIME : 2:53.384 DIFFERENCE : 0.944

LAP	SECTOR 1		SECTOR 2		SECTOR 3		LAP TIME	MPH	DIFF	TIME OF DAY
1 -	50.646	116.3	***1:17.750***	85.4	45.056	79.6	2:53.452 **(2)**	90.32	0.068	16:32:32.975
2 -	50.785	116.7	1:18.287	86.0	***44.818***	79.7	2:53.890	90.10	0.506	16:35:26.865
3 -	51.016	116.7	1:18.508	84.8	45.225	80.0	2:54.749	89.65	1.365	16:38:21.614
4 -	50.962	116.7	1:18.025	85.8	44.872	80.4	2:53.859	90.11	0.475	16:41:15.473
5 -	50.351	116.9	1:18.872	85.3	45.147	79.1	2:54.370	89.85	0.986	16:44:09.843
6 -	50.902	118.1	1:18.767	84.5	44.895	80.1	2:54.564	89.75	1.180	16:47:04.407
7 -	50.759	116.7	1:18.488	85.9	44.940	80.0	2:54.187	89.94	0.803	16:49:58.594
8 -	50.404	115.7	1:17.860	***86.7***	45.120	79.8	***2:53.384*** **(1)**	***90.36***		***16:52:51.978***
9 -	***49.872***	***119.1***	1:17.976	***86.7***	45.605	79.9	2:53.453 **(3)**	90.32	0.069	16:55:45.431

P37 52 310R Martin PRATT Caterham 310R -

IDEAL LAP TIME : 2:53.020 BEST LAP TIME : 2:53.512 DIFFERENCE : 0.492

LAP	SECTOR 1		SECTOR 2		SECTOR 3		LAP TIME	MPH	DIFF	TIME OF DAY
1 -	50.738	118.9	1:17.778	86.0	***44.996***	***79.4***	***2:53.512*** **(1)**	***90.29***		***16:30:48.266***
2 -	50.766	118.5	1:17.639	86.5	45.975	78.2	2:54.380 **(3)**	89.84	0.868	16:33:42.646
3 -	50.917	118.3	1:20.549	82.9	45.718	78.2	2:57.184	88.42	3.672	16:36:39.830
4 -	50.963	116.7	***1:17.453***	***86.7***	45.330	78.9	2:53.746 **(2)**	90.17	0.234	16:39:33.576
5 -	51.758	115.3	1:18.472	85.8	45.498	76.6	2:55.728	89.15	2.216	16:42:29.304
6 -	51.078	114.9	1:18.326	85.1	45.796	78.5	2:55.200	89.42	1.688	16:45:24.504
7 -	51.165	117.1	1:17.846	85.5	45.661	78.2	2:54.672	89.69	1.160	16:48:19.176
8 -	***50.571***	***120.0***	1:17.752	85.4	47.140	77.6	2:55.463	89.29	1.951	16:51:14.639
9 -	51.066	115.9	1:18.040	85.2	45.769	78.4	2:54.875	89.59	1.363	16:54:09.514
10 -	52.336	115.9	1:18.021	84.3	47.650	59.4	2:58.007	88.01	4.495	16:57:07.521

Weather / Track : Overcast / Dry

Spa-Francorchamps
Circuit Length = 4.3520 miles
Start: 16:25 Flag 16:55 End: 16:57

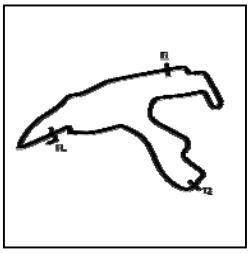

Avon Tyres Seven 420R & Santander Caterham Seven 310R Championships

TESTING 4 - SECTOR ANALYSIS

SECTOR 1 = FL to I1, SECTOR 2 = I1 to I2, SECTOR 3 = I2 to FL, DIFF = Difference To Personal Best Lap, P = Crossed Finish Line in Pit Lane, D = Time Disallowed

P38 67 310R Douglas CHRISTIE — Caterham 310R - DPR Motorsport

IDEAL LAP TIME : 2:52.750 BEST LAP TIME : 2:53.712 DIFFERENCE : 0.962

LAP	SECTOR 1		SECTOR 2		SECTOR 3		LAP TIME		MPH	DIFF	TIME OF DAY
1 -	50.619	117.7	1:18.229	84.2	45.082	79.7	2:53.930	(3)	90.07	0.218	16:30:47.702
2 -	50.556	117.3	***1:17.992***	84.8	45.164	***80.6***	***2:53.712***	(1)	***90.19***		***16:33:41.414***
3 -	50.875	116.3	1:18.537	85.1	45.782	78.7	2:55.194		89.42	1.482	16:36:36.608
4 -	51.730	120.0	1:18.420	85.7	45.939	***80.6***	2:56.089		88.97	2.377	16:39:32.697
5 -	50.900	117.7	1:19.248	85.2	***44.469***	79.9	2:54.617		89.72	0.905	16:42:27.314
6 -	***50.289***	***121.1***	1:18.008	86.0	45.627	79.8	2:53.924	(2)	90.08	0.212	16:45:21.238
7 -	50.987	117.7	1:19.353	84.2	45.029	78.0	2:55.369		89.34	1.657	16:48:16.607
8 -	50.884	120.4	1:18.939	85.3	45.255	79.1	2:55.078		89.48	1.366	16:51:11.685
9 -	50.887	113.9	1:19.040	***86.1***	45.167	78.7	2:55.094		89.48	1.382	16:54:06.779
10 -	51.002	117.3	1:18.574	84.9	45.225	79.5	2:54.801		89.63	1.089	16:57:01.580

P39 18 310R Dave BULLOCK — Caterham 310R -

IDEAL LAP TIME : 2:52.838 BEST LAP TIME : 2:53.790 DIFFERENCE : 0.952

LAP	SECTOR 1		SECTOR 2		SECTOR 3		LAP TIME		MPH	DIFF	TIME OF DAY
1 -	50.159	121.7	1:18.736	85.4	45.272	***81.4***	2:54.167	(3)	89.95	0.377	16:31:13.365
2 -	50.071	114.5	1:19.964	85.4	45.962	78.5	2:55.997		89.02	2.207	16:34:09.362
3 -	50.287	120.6	1:18.191	85.7	45.312	78.2	***2:53.790***	(1)	***90.15***		***16:37:03.152***
4 -	50.678	118.9	1:18.203	83.9	45.529	79.8	2:54.410		89.83	0.620	16:39:57.562
5 -	50.722	117.7	***1:18.146***	85.1	45.216	78.8	2:54.084	(2)	89.99	0.294	16:42:51.646
6 -	50.409	115.5	1:19.300	84.8	45.319	80.3	2:55.028		89.51	1.238	16:45:46.674
7 -	***49.662***	***123.8***	1:19.599	86.2	***45.030***	70.2	2:54.291		89.89	0.501	16:48:40.965
8 -	50.282	118.9	1:19.779	86.7	45.763	77.5	2:55.824		89.10	2.034	16:51:36.789
9 -	50.694	118.9	1:19.263	85.7	IN PIT		3:15.867	P	79.99	22.077	16:54:52.656

P40 70 310R Kevin COOPER — Caterham 310R -

IDEAL LAP TIME : 2:53.210 BEST LAP TIME : 2:53.902 DIFFERENCE : 0.692

LAP	SECTOR 1		SECTOR 2		SECTOR 3		LAP TIME		MPH	DIFF	TIME OF DAY
1 -	51.277	120.0	1:18.807	86.1	45.480	***81.3***	2:55.564		89.24	1.662	16:31:13.024
2 -	***50.094***	***120.6***	1:20.043	86.2	45.386	71.4	2:55.523		89.26	1.621	16:34:08.547
3 -	51.181	116.7	1:19.603	***87.0***	45.319	78.8	2:56.103		88.96	2.201	16:37:04.650
4 -	50.615	118.5	***1:18.081***	86.0	45.206	80.6	***2:53.902***	(1)	***90.09***		***16:39:58.552***
5 -	50.562	118.5	1:19.856	85.2	46.352	79.1	2:56.770		88.63	2.868	16:42:55.322
6 -	51.344	117.1	1:19.780	84.9	45.405	79.1	2:56.529		88.75	2.627	16:45:51.851
7 -	50.979	109.4	1:18.815	85.8	45.275	77.3	2:55.069	(3)	89.49	1.167	16:48:46.920
8 -	50.991	117.1	1:18.179	84.5	***45.035***	79.0	2:54.205	(2)	89.93	0.303	16:51:41.125
9 -	50.672	112.0	1:18.329	86.1	IN PIT		3:20.092	P	78.30	26.190	16:55:01.217

P41 153 310R Mark ROBERTS — Caterham 310R -

IDEAL LAP TIME : 2:52.600 BEST LAP TIME : 2:54.089 DIFFERENCE : 1.489

LAP	SECTOR 1		SECTOR 2		SECTOR 3		LAP TIME		MPH	DIFF	TIME OF DAY
1 -	50.831	109.1	1:18.327	86.5	45.365	80.4	2:54.523		89.77	0.434	16:31:11.631
2 -	50.629	120.0	1:18.755	85.1	45.069	78.9	2:54.453	(3)	89.80	0.364	16:34:06.084
3 -	50.877	116.5	1:19.426	86.2	***44.632***	81.8	2:54.935		89.56	0.846	16:37:01.019
4 -	51.123	116.1	1:18.760	***87.2***	44.867	81.4	2:54.750		89.65	0.661	16:39:55.769
5 -	***49.787***	***122.4***	1:18.355	84.9	45.973	79.3	2:54.115	(2)	89.98	0.026	16:42:49.884
6 -	51.579	116.7	1:18.506	84.5	45.914	80.9	2:55.999		89.02	1.910	16:45:45.883
7 -	50.697	117.9	***1:18.181***	86.3	45.211	78.7	***2:54.089***	(1)	***89.99***		***16:48:39.972***
8 -	50.992	116.3	1:19.665	86.2	45.536	79.4	2:56.193		88.92	2.104	16:51:36.165
9 -	51.049	113.1	1:20.389	87.0	IN PIT		3:18.319	P	79.00	24.230	16:54:54.484

Weather / Track : Overcast / Dry

Spa-Francorchamps
Circuit Length = 4.3520 miles
Start: 16:25 Flag 16:55 End: 16:57

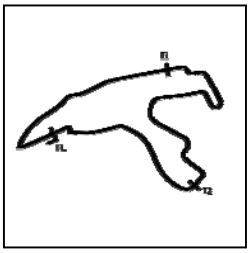

Avon Tyres Seven 420R & Santander Caterham Seven 310R Championships

TESTING 4 - SECTOR ANALYSIS

SECTOR 1 = FL to I1, SECTOR 2 = I1 to I2, SECTOR 3 = I2 to FL, DIFF = Difference To Personal Best Lap, P = Crossed Finish Line in Pit Lane, D = Time Disallowed

P42 4 310R John STYRING

Caterham 310R -

IDEAL LAP TIME : 2:54.233 BEST LAP TIME : 2:54.162 DIFFERENCE : -0.071

LAP	SECTOR 1		SECTOR 2		SECTOR 3		LAP TIME		MPH	DIFF	TIME OF DAY
1 -						***80.2***	***2:54.162***	**(1)**	***89.95***		***16:31:14.375***
2 -							2:55.725		89.15	1.563	16:34:10.100
3 -	51.016	***117.1***				79.2	2:57.951		88.04	3.789	16:37:08.051
4 -					45.224	78.2	2:54.379	**(2)**	89.84	0.217	16:40:02.430
5 -				82.7	45.401	80.0	2:56.000		89.01	1.838	16:42:58.430
6 -				82.9	***44.979***	79.4	2:54.886		89.58	0.724	16:45:53.316
7 -	***50.562***	116.7	***1:18.692***	84.4	45.177	78.7	2:54.431	**(3)**	89.82	0.269	16:48:47.747
8 -				***85.2***	45.030	77.0	2:54.881		89.58	0.719	16:51:42.628
9 -				82.3	IN PIT		3:45.808	**P**	69.38	51.646	16:55:28.436

P43 9 310R Caroline EVERETT

Caterham 310R -

IDEAL LAP TIME : 2:53.425 BEST LAP TIME : 2:54.236 DIFFERENCE : 0.811

LAP	SECTOR 1		SECTOR 2		SECTOR 3		LAP TIME		MPH	DIFF	TIME OF DAY
1 -	51.375	113.7	1:18.678	***87.1***	45.161	80.8	2:55.214		89.41	0.978	16:31:12.007
2 -	50.317	120.4	1:19.094	85.3	45.170	78.7	2:54.581		89.74	0.345	16:34:06.588
3 -	50.517	***122.6***	1:18.642	85.3	45.077	80.4	***2:54.236***	**(1)**	***89.92***		***16:37:00.824***
4 -	51.325	114.9	***1:18.370***	86.4	***44.835***	81.3	2:54.530		89.76	0.294	16:39:55.354
5 -	50.475	116.7	***1:18.370***	86.5	45.875	80.5	2:54.720		89.67	0.484	16:42:50.074
6 -	51.899	117.9	1:20.868	85.1	45.295	79.5	2:58.062		87.98	3.826	16:45:48.136
7 -	50.752	116.5	1:18.374	84.9	45.176	79.0	2:54.302	**(2)**	89.88	0.066	16:48:42.438
8 -	***50.220***	117.5	1:18.759	86.4	45.523	***81.6***	2:54.502	**(3)**	89.78	0.266	16:51:36.940
9 -	50.577	116.3	1:20.530	86.3	IN PIT		3:19.444	**P**	78.55	25.208	16:54:56.384

P44 94 310R Aman UPPAL

Caterham 310R -

IDEAL LAP TIME : 2:52.975 BEST LAP TIME : 2:54.480 DIFFERENCE : 1.505

LAP	SECTOR 1		SECTOR 2		SECTOR 3		LAP TIME		MPH	DIFF	TIME OF DAY
1 -	50.978	120.2	1:18.516	84.8	46.441	78.8	2:55.935		89.05	1.455	16:30:45.394
2 -	51.232	119.8	1:18.798	85.7	45.660	78.3	2:55.690		89.17	1.210	16:33:41.084
3 -	51.405	112.9	1:18.756	86.2	45.666	80.3	2:55.827		89.10	1.347	16:36:36.911
4 -	50.944	118.1	1:18.265	85.0	45.668	78.3	2:54.877	**(3)**	89.59	0.397	16:39:31.788
5 -	51.611	117.5	1:18.807	86.7	***44.645***	80.8	2:55.063		89.49	0.583	16:42:26.851
6 -	50.954	118.3	***1:17.979***	***87.1***	45.616	***82.0***	2:54.549	**(2)**	89.75	0.069	16:45:21.400
7 -	50.728	120.0	1:19.063	84.6	45.732	79.5	2:55.523		89.26	1.043	16:48:16.923
8 -	***50.351***	***121.3***	1:18.645	86.5	45.484	76.9	***2:54.480***	**(1)**	***89.79***		***16:51:11.403***
9 -	51.384	114.3	1:19.017	85.5	46.358	77.8	2:56.759		88.63	2.279	16:54:08.162
10 -	51.842	116.9	1:18.177	86.0	45.391	77.5	2:55.410		89.31	0.930	16:57:03.572

P45 144 310R David RIDLEY

Caterham 310R -

IDEAL LAP TIME : 2:52.992 BEST LAP TIME : 2:54.517 DIFFERENCE : 1.525

LAP	SECTOR 1		SECTOR 2		SECTOR 3		LAP TIME		MPH	DIFF	TIME OF DAY
1 -	50.896	115.3	1:19.285	84.6	46.041	77.9	2:56.222	**(3)**	88.90	1.705	16:31:05.617
2 -	51.164	115.7	1:19.436	84.8	46.275	78.9	2:56.875		88.57	2.358	16:34:02.492
3 -	51.351	112.4	1:19.554	84.7	45.767	78.9	2:56.672		88.68	2.155	16:36:59.164
4 -	50.805	116.1	1:18.008	85.3	50.037	***80.9***	2:58.850		87.60	4.333	16:39:58.014
5 -	50.482	111.6	1:19.303	84.3	47.411	79.2	2:57.196		88.41	2.679	16:42:55.210
6 -	51.763	117.7	1:19.795	84.9	45.642	80.4	2:57.200		88.41	2.683	16:45:52.410
7 -	50.158	***120.0***	1:18.539	***87.0***	46.014	80.4	2:54.711	**(2)**	89.67	0.194	16:48:47.121
8 -	50.919	114.3	1:18.551	85.7	***45.047***	79.9	***2:54.517***	**(1)**	***89.77***		***16:51:41.638***
9 -	***49.959***	118.1	***1:17.986***	86.4	IN PIT		3:17.414	**P**	79.36	22.897	16:54:59.052

Weather / Track : Overcast / Dry

Spa-Francorchamps
Circuit Length = 4.3520 miles
Start: 16:25 Flag 16:55 End: 16:57

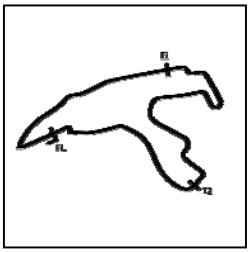

Avon Tyres Seven 420R & Santander Caterham Seven 310R Championships

TESTING 4 - SECTOR ANALYSIS

SECTOR 1 = FL to I1, SECTOR 2 = I1 to I2, SECTOR 3 = I2 to FL, DIFF = Difference To Personal Best Lap, P = Crossed Finish Line in Pit Lane, D = Time Disallowed

P46 122 310R Gary CURTIS — Caterham 310R - DPR Motorsport

IDEAL LAP TIME : 2:54.834 BEST LAP TIME : 2:55.495 DIFFERENCE : 0.661

LAP	SECTOR 1		SECTOR 2		SECTOR 3		LAP TIME		MPH	DIFF	TIME OF DAY
1 -	50.823	117.1	1:19.716	82.0	51.796	65.9	3:02.335		85.92	6.840	16:31:01.652
2 -	51.837	117.1	1:20.813	84.4	46.433	76.3	2:59.083		87.48	3.588	16:34:00.735
3 -	51.278	117.1	1:21.916	***85.5***	46.535	77.7	2:59.729		87.17	4.234	16:37:00.464
4 -	53.083	112.4	1:20.452	84.9	45.797	78.3	2:59.332		87.36	3.837	16:39:59.796
5 -	51.483	111.1	1:21.122	83.4	45.717	78.5	2:58.322	**(3)**	87.86	2.827	16:42:58.118
6 -	51.696	***120.9***	1:19.120	83.6	***45.291***	78.7	2:56.107	**(2)**	88.96	0.612	16:45:54.225
7 -	***50.567***	120.0	***1:18.976***	85.3	45.952	74.1	***2:55.495***	**(1)**	***89.27***		***16:48:49.720***
8 -	51.371	117.1	1:19.806	84.8	47.257	78.2	2:58.434		87.80	2.939	16:51:48.154
9 -	50.903	117.1	1:19.495	82.2	IN PIT		3:26.918	**P**	75.71	31.423	16:55:15.072

P47 50 310R Greg HYATT — Caterham 310R -

IDEAL LAP TIME : 2:55.308 BEST LAP TIME : 2:55.743 DIFFERENCE : 0.435

LAP	SECTOR 1		SECTOR 2		SECTOR 3		LAP TIME		MPH	DIFF	TIME OF DAY
1 -	52.169	114.1	1:19.844	82.0	46.196	79.5	2:58.209		87.91	2.466	16:35:57.803
2 -	51.670	116.3	1:19.424	82.9	45.985	78.2	2:57.079	**(3)**	88.47	1.336	16:38:54.882
3 -	52.785	114.7	1:19.192	83.0	45.924	***79.6***	2:57.901		88.06	2.158	16:41:52.783
4 -	52.944	115.9	1:19.764	82.3	46.133	77.4	2:58.841		87.60	3.098	16:44:51.624
5 -	51.666	***116.9***	1:19.437	85.1	47.495	78.6	2:58.598		87.72	2.855	16:47:50.222
6 -	***51.219***	116.7	1:19.367	84.3	46.771	72.0	2:57.357		88.33	1.614	16:50:47.579
7 -	51.654	116.1	***1:18.563***	***86.0***	***45.526***	77.9	***2:55.743***	**(1)**	***89.15***		***16:53:43.322***
8 -	51.492	115.3	1:18.794	85.9	45.993	77.9	2:56.279	**(2)**	88.87	0.536	16:56:39.601

P48 51 310R Mark DAVIES — Caterham 310R -

IDEAL LAP TIME : 2:55.210 BEST LAP TIME : 2:56.789 DIFFERENCE : 1.579

LAP	SECTOR 1		SECTOR 2		SECTOR 3		LAP TIME		MPH	DIFF	TIME OF DAY
1 -	***51.133***	***116.3***	1:30.060	60.2	59.866	60.7	3:21.059		77.92	24.270	16:33:00.994
2 -	53.282	110.9	***1:18.496***	84.2	***45.581***	80.8	2:57.359	**(2)**	88.33	0.570	16:35:58.353
3 -	51.446	108.0	1:19.507	84.8	45.836	81.0	***2:56.789***	**(1)**	***88.62***		***16:38:55.142***
4 -	52.719	112.9	1:19.597	83.6	45.833	81.3	2:58.149	**(3)**	87.94	1.360	16:41:53.291
5 -	52.834	114.7	1:19.871	82.2	IN PIT		3:11.566	**P**	81.78	14.777	16:45:04.857
6 -	OUTLAP	116.1	1:36.723	67.2	47.130	78.9	4:18.866		60.52	1:22.077	16:49:23.723
7 -	52.875	114.5	1:19.512	84.0	46.200	79.1	2:58.587		87.73	1.798	16:52:22.310
8 -	53.927	114.7	1:19.810	***85.8***	45.946	72.9	2:59.683		87.19	2.894	16:55:21.993

P49 68 310R Chris WELCH — Caterham 310R -

IDEAL LAP TIME : 2:57.434 BEST LAP TIME : 2:58.463 DIFFERENCE : 1.029

LAP	SECTOR 1		SECTOR 2		SECTOR 3		LAP TIME		MPH	DIFF	TIME OF DAY
1 -	***51.823***	115.7	1:20.760	84.2	46.815	***79.4***	2:59.398		87.33	0.935	16:31:23.029
2 -	52.620	114.9	1:21.466	84.7	47.564	74.8	3:01.650		86.25	3.187	16:34:24.679
3 -	52.808	113.9	1:21.606	78.6	47.984	76.6	3:02.398		85.89	3.935	16:37:27.077
4 -	52.522	115.1	1:19.825	84.5	***46.116***	78.3	***2:58.463***	**(1)**	***87.79***		***16:40:25.540***
5 -	52.035	113.7	1:20.599	82.8	46.232	76.6	2:58.866	**(2)**	87.59	0.403	16:43:24.406
6 -	52.067	112.9	1:20.134	82.3	47.239	77.4	2:59.440		87.31	0.977	16:46:23.846
7 -	51.910	114.7	1:20.474	83.2	47.269	76.7	2:59.653		87.20	1.190	16:49:23.499
8 -	53.417	111.6	1:20.036	***85.2***	46.280	77.9	2:59.733		87.17	1.270	16:52:23.232
9 -	52.250	***118.1***	1:20.297	85.1	46.824	74.1	2:59.371	**(3)**	87.34	0.908	16:55:22.603

Weather / Track : Overcast / Dry

Spa-Francorchamps
Circuit Length = 4.3520 miles
Start: 16:25 Flag 16:55 End: 16:57

Avon Tyres Seven 420R & Santander Caterham Seven 310R Championships

TESTING 4 - SECTOR ANALYSIS

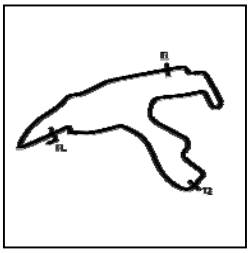

SECTOR 1 = FL to I1, SECTOR 2 = I1 to I2, SECTOR 3 = I2 to FL, DIFF = Difference To Personal Best Lap, P = Crossed Finish Line in Pit Lane, D = Time Disallowed

P50 33 310R Surhid CHATTERJEE Caterham 310R -

IDEAL LAP TIME : 2:59.378 BEST LAP TIME : 3:00.030 DIFFERENCE : 0.652

LAP	SECTOR 1		SECTOR 2		SECTOR 3		LAP TIME		MPH	DIFF	TIME OF DAY
1 -	***52.414***	***115.9***	1:21.555	82.4	46.928	***77.2***	3:00.897	**(3)**	86.61	0.867	16:31:22.571
2 -	52.909	115.1	1:21.371	82.9	47.888	70.1	3:02.168		86.00	2.138	16:34:24.739
3 -	53.815	111.1	1:21.312	83.1	47.964	75.4	3:03.091		85.57	3.061	16:37:27.830
4 -	52.843	111.4	1:21.155	79.6	***46.756***	76.8	3:00.754	**(2)**	86.67	0.724	16:40:28.584
5 -	52.680	115.5	***1:20.208***	81.8	47.142	74.0	***3:00.030***	**(1)**	***87.02***		***16:43:28.614***
6 -	53.164	114.1	1:20.915	81.9	47.469	74.5	3:01.548		86.29	1.518	16:46:30.162
7 -	53.365	115.1	1:21.350	80.0	48.086	73.5	3:02.801		85.70	2.771	16:49:32.963
8 -	52.587	114.9	1:22.378	80.6	52.355	61.7	3:07.320		83.64	7.290	16:52:40.283
9 -	55.291	114.1	1:22.112	78.1	57.384	60.4	3:14.787		80.43	14.757	16:55:55.070

P51 28 310R Harry SENIOR Caterham 310R -

IDEAL LAP TIME : 2:55.766 BEST LAP TIME : DIFFERENCE :

LAP	SECTOR 1		SECTOR 2		SECTOR 3	LAP TIME		MPH	DIFF	TIME OF DAY
1 -	***51.019***	***115.7***	1:21.344	82.7	IN PIT	3:07.036	**P**	83.76		16:35:59.288
2 -	OUTLAP	114.3	1:21.401	84.0	IN PIT	4:35.327	**P**	56.90		16:40:34.615

Weather / Track : Overcast / Dry

Spa-Francorchamps
Circuit Length = 4.3520 miles
Start: 16:25 Flag 16:55 End: 16:57

Avon Tyres Seven 420R & Santander Caterham Seven 310R Championships

TESTING 4 - WEATHER CONDITIONS

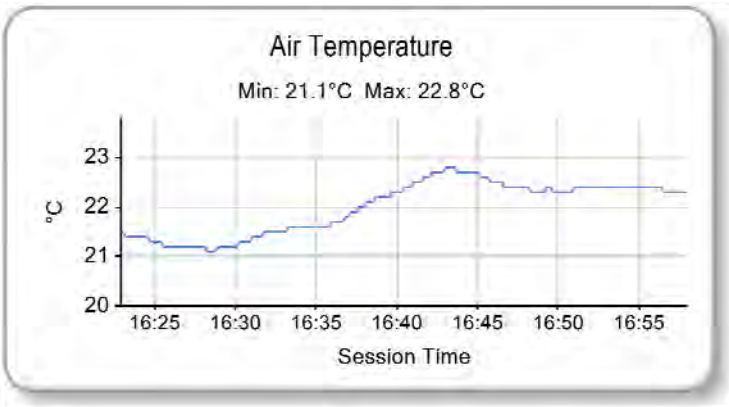

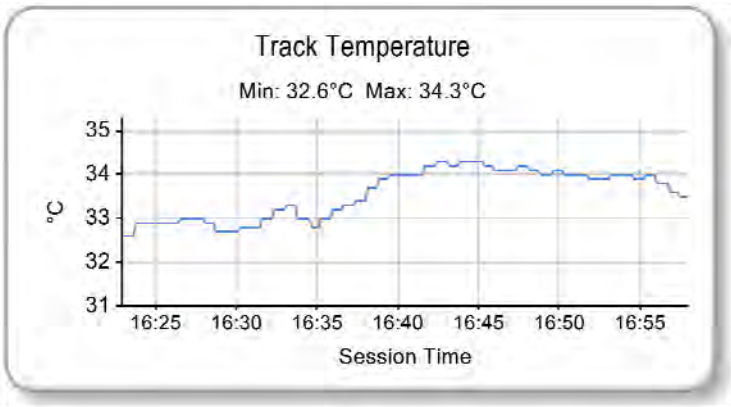

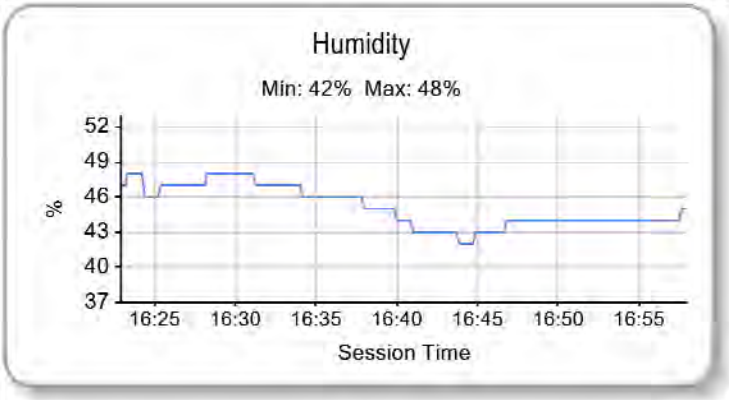

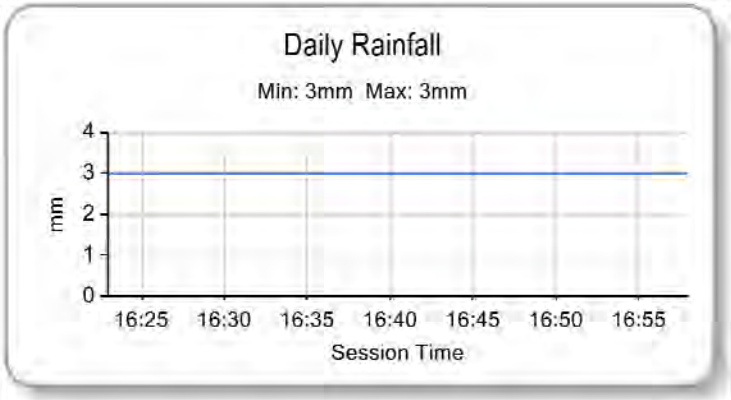

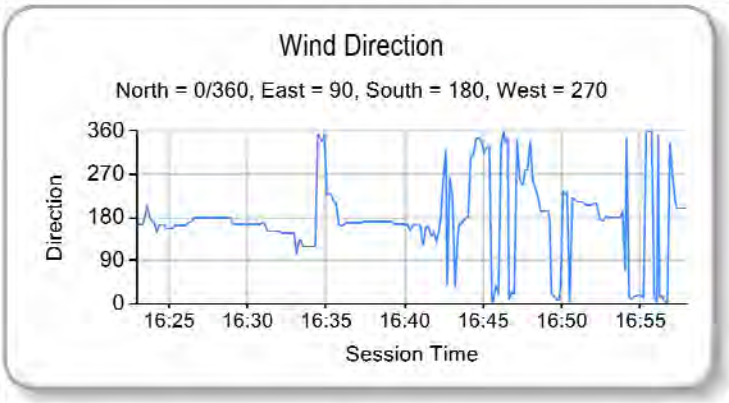

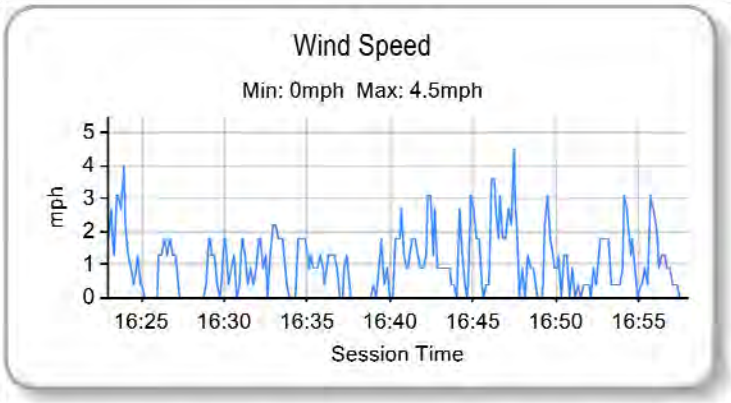

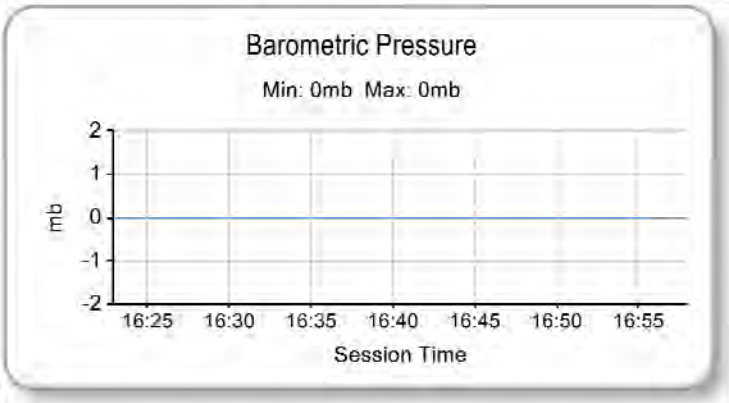

Weather / Track : Overcast / Dry

Spa-Francorchamps
Circuit Length = 4.3520 miles
Start: 16:25 Flag 16:55 End: 16:57

Results can be found at www.tsl-timing.com

Printed - 17:03 Friday, 19 July 2019

Avon Tyres Seven 420R & Santander Caterham Seven 310R Championships

TESTING 4 - STATISTICS

Competitors Started	51
Planned Start	2019-07-19 @ 16:25:00.000
Actual Start	2019-07-19 @ 16:25:00.000
Finish Time	2019-07-19 @ 16:55:00.615
Track Length	4.3520mi.
Total Laps	446
Total Distance Covered	1941.0293mi.

Session Fastest Lap History

NO	CL	NAME	LAP TIME	TIME OF DAY	LAP	VEHICLE
24	420R	**Chris AUBREY**	**2:45.866**	16:30:26.866	1	Caterham 420R
80	420R	**Alex JORDAN**	**2:44.045**	16:30:32.621	1	Caterham 420R
47	420R	**Alexander KOEBERLE**	**2:43.371**	16:30:38.599	1	Caterham 420R
47	420R	**Alexander KOEBERLE**	**2:42.106**	16:33:20.705	2	Caterham 420R
92	420R	**Jamie FALVEY**	**2:41.438**	16:33:21.513	2	Caterham 420R
58	420R	**Richard AINSCOUGH**	**2:40.552**	16:33:21.931	2	Caterham 420R
58	420R	**Richard AINSCOUGH**	**2:40.340**	16:36:02.272	3	Caterham 420R

Flag History

TYPE	TIME OF DAY
GREEN	16:25:00.000
FINISH	16:55:00.615

Flag Statistics

TYPE	COUNT	TOTAL LAPS	TOTAL TIME
Green	1	10	32:59.644
Red	0	0	0.000
Safety Car	0	0	0.000
FCY	0	0	0.000

Spa-Francorchamps
Circuit Length = 4.3520 miles
Start: 16:25 Flag 16:55 End: 16:57

Weather / Track : Overcast / Dry

These results are provisional until the conclusion of any judicial and technical matters.

Avon Tyres Seven 420R & Santander Caterham Seven 310R Championships

TESTING 4 - STATISTICS

CLASS : 310R

35 Starters

Fastest Lap History

NO	NAME	LAP TIME	TIME OF DAY	LAP	VEHICLE
30	**Ben GILLIAS**	**2:51.998**	16:30:39.885	1	Caterham 310R
11	**Andrew PERRY**	**2:50.917**	16:31:09.544	1	Caterham 310R
119	**Donald HENSHALL**	**2:50.602**	16:31:20.723	1	Caterham 310R
119	**Donald HENSHALL**	**2:50.598**	16:37:02.289	3	Caterham 310R
77	**Gordon SAWYER**	**2:49.751**	16:48:21.959	6	Caterham 310R

Spa-Francorchamps

Weather / Track : Overcast / Dry

Circuit Length = 4.3520 miles

These results are provisional until the conclusion of any judicial and technical matters.

Start: 16:25 Flag 16:55 End: 16:57

Avon Tyres Seven 420R & Santander Caterham Seven 310R Championships

TESTING 4 - STATISTICS

CLASS : 420R

16 Starters

Fastest Lap History

NO	NAME	LAP TIME	TIME OF DAY	LAP	VEHICLE
24	**Chris AUBREY**	**2:45.866**	16:30:26.866	1	Caterham 420R
80	**Alex JORDAN**	**2:44.045**	16:30:32.621	1	Caterham 420R
47	**Alexander KOEBERLE**	**2:43.371**	16:30:38.599	1	Caterham 420R
47	**Alexander KOEBERLE**	**2:42.106**	16:33:20.705	2	Caterham 420R
92	**Jamie FALVEY**	**2:41.438**	16:33:21.513	2	Caterham 420R
58	**Richard AINSCOUGH**	**2:40.552**	16:33:21.931	2	Caterham 420R
58	**Richard AINSCOUGH**	**2:40.340**	16:36:02.272	3	Caterham 420R

Spa-Francorchamps

Weather / Track : Overcast / Dry

Circuit Length = 4.3520 miles

These results are provisional until the conclusion of any judicial and technical matters.

Start: 16:25 Flag 16:55 End: 16:57

Avon Tyres Seven 420R & Santander Caterham Seven 310R Championships

TESTING - COMBINED CLASSIFICATION

POS	NO	CL	PIC	NAME	FIRST TIME	FIRST LAPS	SECOND TIME	SECOND LAPS	THIRD TIME	THIRD LAPS	FOURTH TIME	FOURTH LAPS	GAP	DIFF
1	3	420R	1	John BYRNE	2:38.939	8	2:40.209	9	2:41.097	8	2:41.014	8		
2	7	420R	2	Christopher HOY	2:40.236	6		0	2:44.390	9		0	1.297	1.297
3	80	420R	3	Alex JORDAN	2:40.294	7	2:43.378	9	2:44.324	9	2:41.999	10	1.355	0.058
4	58	420R	4	Richard AINSCOUGH	2:41.578	7	2:42.493	7	2:41.322	7	2:40.340	9	1.401	0.046
5	47	420R	5	Alexander KOEBERLE	2:40.558	8	2:41.230	9	2:42.654	8	2:42.106	9	1.619	0.218
6	92	420R	6	Jamie FALVEY	2:40.659	8	2:41.080	10	2:40.624	8	2:41.426	10	1.685	0.066
7	19	420R	7	Aaron HEAD	2:41.794	8	2:40.818	8	2:41.131	8		0	1.879	0.194
8	5	420R	8	David HENDERSON	2:40.896	8	2:41.168	8	2:42.112	9	2:41.532	7	1.957	0.078
9	44	420R	9	Timothy DICKENS	2:42.410	8	2:42.484	10	2:41.953	8	2:42.911	10	3.014	1.057
10	24	420R	10	Chris AUBREY		0	2:43.883	10	2:44.631	9	2:42.076	10	3.137	0.123
11	10 *	420R	11	Henry HEATON	2:42.532	6		0	2:42.810	8	2:44.015	9	3.593	0.456
12	45	420R	12	Chris BATES	2:42.584	8	2:43.025	9	2:43.934	9	2:44.158	4	3.645	0.052
13	23	420R	13	Justin ARMSTRONG	2:45.697	4		0		0	2:43.039	10	4.100	0.455
14	55	420R	14	Russ OLIVANT	2:44.099	8	2:43.678	10	2:44.833	9	2:43.434	10	4.495	0.395
15	22	420R	15	Paul BROWES	2:43.618	8	2:43.717	10	2:43.698	9	2:44.475	10	4.679	0.184
16	93	420R	16	Mike EVANS		0	2:47.038	7	2:44.967	6	2:43.915	7	4.976	0.297
17	69	420R	17	Stephen COLLINS	2:45.456	8	2:46.965	9	2:44.169	9		0	5.230	0.254
18	34	420R	18	Ian SPARSHOTT	2:47.220	8	2:44.693	9	2:44.741	9	2:45.090	10	5.754	0.524
19	53	420R	19	Matthew WELCH	2:48.353	7	2:47.248	10	2:47.742	8	2:46.237	9	7.298	1.544
20	73	420R	20	Douglas THAIN	2:47.062	7	2:49.818	2		0		0	8.123	0.825
21	25	310R	1	Jay MCCORMACK	2:49.629	8	2:50.731	9	2:51.086	6	2:51.270	5	10.690	2.567
22	77 *	310R	2	Gordon SAWYER	2:51.863	6	2:52.281	8	2:51.944	8	2:49.751	9	10.812	0.122
23	91	310R	3	Lee BRISTOW	2:51.238	8	2:50.097	10	2:53.885	6	2:50.229	9	11.158	0.346
24	71	310R	4	Alan COOPER	2:52.442	7	2:50.441	10	2:51.792	7	2:50.372	10	11.433	0.275
25	88	310R	5	Pete WALTERS	2:50.412	8	2:52.060	7	2:51.062	8	2:50.816	10	11.473	0.040
26	119	310R	6	Donald HENSHALL	2:51.586	8	2:50.853	10	2:51.466	7	2:50.598	8	11.659	0.186
27	27 *	310R	7	Matt TOPHAM	2:52.224	5	2:51.793	10	2:53.398	8	2:50.669	9	11.730	0.071
28	11	310R	8	Andrew PERRY	2:52.372	7	2:51.571	10	2:51.016	8	2:50.821	8	11.882	0.152
29	74	310R	9	James BEARDWELL	2:53.075	6	2:52.088	10	2:52.225	8	2:50.871	10	11.932	0.050
30	6	310R	10	Richard LAMBERT	3:02.169	4	2:53.168	9	2:51.801	8	2:50.918	9	11.979	0.047
31	48	310R	11	Tom GRENSINGER	2:51.277	8	2:51.155	8	2:51.158	6	2:51.830	5	12.216	0.237
32	115	310R	12	David YATES	2:52.477	7	2:51.620	10	2:51.300	8		0	12.361	0.145
33	30	310R	13	Ben GILLIAS	2:53.820	7	2:53.166	10	2:52.480	8	2:51.610	10	12.671	0.310
34	28	310R	14	Harry SENIOR	2:54.680	7	2:52.060	10	2:51.633	7		2	12.694	0.023
35	66	310R	15	Jake SWANN-DIXON	2:54.666	7	2:52.253	10	2:52.200	8	2:51.909	10	12.970	0.276
36	110	310R	16	John SHIVERAL	2:52.624	7	2:52.119	9	2:52.321	8	2:52.643	9	13.180	0.210
37	8	310R	17	Simon SHARROCK	2:54.136	7	2:53.238	9	2:52.256	6	2:52.805	8	13.317	0.137
38	153	310R	18	Mark ROBERTS	2:52.739	8	2:53.170	8	2:52.551	8	2:54.089	9	13.612	0.295
39	12	310R	19	Andy WHITTON	2:54.424	7	2:54.036	10	2:52.629	7	2:52.789	10	13.690	0.078
40	29	310R	20	Tim CHILD	2:54.678	7	2:53.454	10	2:53.163	8	2:52.685	10	13.746	0.056
41	13	310R	21	Michael OREILLY	2:53.742	8	2:53.895	10	2:52.945	7	2:52.991	9	14.006	0.260
42	79	310R	22	Nathan BELL	2:53.249	7	2:56.960	2	2:53.260	8	2:52.952	8	14.013	0.007
43	94	310R	23	Aman UPPAL	2:53.643	8	2:56.824	3	2:52.970	8	2:54.480	10	14.031	0.018
44	21	310R	24	Harry LANDY	2:54.861	7	2:53.750	10	2:53.234	8	2:53.384	9	14.295	0.264
45	70	310R	25	Kevin COOPER	2:55.661	7	2:54.137	9	2:53.272	8	2:53.902	9	14.333	0.038
46	18	310R	26	Dave BULLOCK	2:56.404	2	2:53.853	9	2:53.369	8	2:53.790	9	14.430	0.097
47	52	310R	27	Martin PRATT	2:53.706	7	2:54.649	10	2:54.161	8	2:53.512	10	14.573	0.143
48	51	310R	28	Mark DAVIES	2:57.060	7	2:53.550	10	2:54.879	7	2:56.789	8	14.611	0.038
49	67	310R	29	Douglas CHRISTIE	2:54.080	7	2:54.334	9	2:54.528	8	2:53.712	10	14.773	0.162
50	38	310R	30	Geoff PRICE	2:55.288	7	2:53.891	10	2:54.606	8		0	14.952	0.179
51	4	310R	31	John STYRING	2:58.224	7	2:55.619	10	2:56.822	8	2:54.162	9	15.223	0.271
52	9	310R	32	Caroline EVERETT	2:54.304	7	2:55.802	9	2:54.228	8	2:54.236	9	15.289	0.066
53	144	310R	33	David RIDLEY	2:56.872	5	2:54.496	10	2:54.601	8	2:54.517	9	15.557	0.268
54	50	310R	34	Greg HYATT	2:55.026	7	2:55.052	10	2:54.604	8	2:55.743	8	15.665	0.108
55	169	310R	35	Steve EVANS	2:57.977	7	2:55.046	9	2:55.317	8		0	16.107	0.442
56	122	310R	36	Gary CURTIS	2:56.464	7	2:57.082	9	2:58.081	8	2:55.495	9	16.556	0.449
57	68	310R	37	Chris WELCH	3:01.557	7	2:55.829	9	2:57.594	8	2:58.463	9	16.890	0.334
58	33	310R	38	Surhid CHATTERJEE	3:03.187	7	3:01.250	9	3:00.548	8	3:00.030	9	21.091	4.201

Spa-Francorchamps
Circuit Length = 4.3520 miles
Start: 16:25 Flag 16:55 End: 16:57

Weather / Track : Overcast / Dry

These results are provisional until the conclusion of any judicial and technical matters.

Clerk Of Course :		Timekeeper :

SEVEN 420R CHAMPIONSHIP | SEVEN 310R CHAMPIONSHIP

AVON TYRES | Santander Consumer Finance | BRSCC British Racing & Sports Car Club

Avon Tyres Seven 420R & Santander Caterham Seven 310R Championships

QUALIFYING - CLASSIFICATION - FINAL

POS	NO	CL	PIC	NAME	ENTRY	TIME	ON	LAPS	GAP	DIFF	MPH
1	19	420R	1	Aaron HEAD	Caterham 420R - DPR Motorsport	2:40.890	3	6			97.38
2	47	420R	2	Alexander KOEBERLE	Caterham 420R -	2:41.153	3	6	0.263	0.263	97.22
3	5	420R	3	David HENDERSON	Caterham 420R -	2:41.194	3	5	0.304	0.041	97.19
4	83	420R	4	Matthew HIGGINSON	Caterham 420R - DW Motorsport	2:41.475	3	6	0.585	0.281	97.02
5	3	420R	5	John BYRNE	Caterham 420R - DW Motorsport	2:41.836	3	6	0.946	0.361	96.81
6	92	420R	6	Jamie FALVEY	Caterham 420R - DW Motorsport	2:41.928	3	6	1.038	0.092	96.75
7	10	420R	7	Henry HEATON	Caterham 420R -	2:42.107	3	6	1.217	0.179	96.64
8	44	420R	8	Timothy DICKENS	Caterham 420R -	2:42.498	4	7	1.608	0.391	96.41
9	93	420R	9	Mike EVANS	Caterham 420R -	2:43.225	7	7	2.335	0.727	95.98
10	23	420R	10	Justin ARMSTRONG	Caterham 420R -	2:43.510	3	6	2.620	0.285	95.81
11	55	420R	11	Russ OLIVANT	Caterham 420R - Anglo Aquatic	2:43.562	4	6	2.672	0.052	95.78
12	24 *	420R	12	Chris AUBREY	Caterham 420R -	2:43.596	5	7	2.706	0.034	95.76
13	7	420R	13	Christopher HOY	Caterham 420R -	2:43.669	5	7	2.779	0.073	95.72
14	80	420R	14	Alex JORDAN	Caterham 420R - Alexson Homes/DPR Motorsport	2:43.768	6	6	2.878	0.099	95.66
15	45	420R	15	Chris BATES	Caterham 420R - DPR Motorsport	2:43.774	3	6	2.884	0.006	95.66
16	22	420R	16	Paul BROWES	Caterham 420R -	2:44.252	6	6	3.362	0.478	95.38
17	58	420R	17	Richard AINSCOUGH	Caterham 420R -	2:45.264	3	4	4.374	1.012	94.80
18	53	420R	18	Matthew WELCH	Caterham 420R -	2:46.742	4	6	5.852	1.478	93.96
19	34	420R	19	Ian SPARSHOTT	Caterham 420R - DPR Motorsport	2:46.892	6	6	6.002	0.150	93.87
20	73	420R	20	Douglas THAIN	Caterham 420R -	2:48.072	6	6	7.182	1.180	93.21
21	71	310R	1	Alan COOPER	Caterham 310R -	2:50.081	6	6	9.191	2.009	92.11
22	119	310R	2	Donald HENSHALL	Caterham 310R -	2:51.025	6	6	10.135	0.944	91.60
23	91	310R	3	Lee BRISTOW	Caterham 310R -	2:51.056	6	6	10.166	0.031	91.59
24	11	310R	4	Andrew PERRY	Caterham 310R - DPR Motorsport	2:51.086	6	6	10.196	0.030	91.57
25	30	310R	5	Ben GILLIAS	Caterham 310R -	2:51.108	4	6	10.218	0.022	91.56
26	77 *	310R	6	Gordon SAWYER	Caterham 310R - DPR Motorsport	2:51.263	6	6	10.373	0.155	91.48
27	88	310R	7	Pete WALTERS	Caterham 310R -	2:51.509	3	6	10.619	0.246	91.35
28	48	310R	8	Tom GRENSINGER	Caterham 310R -	2:51.585	4	6	10.695	0.076	91.31
29	74	310R	9	James BEARDWELL	Caterham 310R -	2:51.597	3	6	10.707	0.012	91.30
30	25	310R	10	Jay MCCORMACK	Caterham 310R -	2:51.803	3	6	10.913	0.206	91.19
31	28	310R	11	Harry SENIOR	Caterham 310R -	2:51.946	3	6	11.056	0.143	91.11
32	110	310R	12	John SHIVERAL	Caterham 310R -	2:51.962	5	6	11.072	0.016	91.11
33	115	310R	13	David YATES	Caterham 310R -	2:52.355	3	6	11.465	0.393	90.90
34	6	310R	14	Richard LAMBERT	Caterham 310R - Axtrom Ltd	2:52.588	3	6	11.698	0.233	90.77
35	67	310R	15	Douglas CHRISTIE	Caterham 310R - DPR Motorsport	2:52.709	3	6	11.819	0.121	90.71
36	66	310R	16	Jake SWANN-DIXON	Caterham 310R -	2:52.872	2	6	11.982	0.163	90.63
37	27 *	310R	17	Matt TOPHAM	Caterham 310R -	2:52.882	2	6	11.992	0.010	90.62
38	8	310R	18	Simon SHARROCK	Caterham 310R -	2:53.207	3	6	12.317	0.325	90.45
39	29	310R	19	Tim CHILD	Caterham 310R -	2:53.298	5	6	12.408	0.091	90.40
40	12	310R	20	Andy WHITTON	Caterham 310R -	2:53.364	2	6	12.474	0.066	90.37
41	79	310R	21	Nathan BELL	Caterham 310R -	2:53.438	3	6	12.548	0.074	90.33
42	18	310R	22	Dave BULLOCK	Caterham 310R -	2:53.455	3	6	12.565	0.017	90.32
43	38	310R	23	Geoff PRICE	Caterham 310R -	2:53.526	6	6	12.636	0.071	90.28
44	153	310R	24	Mark ROBERTS	Caterham 310R -	2:53.626	5	6	12.736	0.100	90.23
45	13	310R	25	Michael OREILLY	Caterham 310R -	2:53.718	6	6	12.828	0.092	90.18
46	144	310R	26	David RIDLEY	Caterham 310R -	2:54.258	4	6	13.368	0.540	89.90
47	70	310R	27	Kevin COOPER	Caterham 310R -	2:54.314	2	6	13.424	0.056	89.88
48	50	310R	28	Greg HYATT	Caterham 310R -	2:54.580	5	6	13.690	0.266	89.74
49	94	310R	29	Aman UPPAL	Caterham 310R -	2:54.604	6	6	13.714	0.024	89.73
50	52	310R	30	Martin PRATT	Caterham 310R -	2:54.740	6	6	13.850	0.136	89.66
51	9	310R	31	Caroline EVERETT	Caterham 310R -	2:54.748	4	6	13.858	0.008	89.65
52	21	310R	32	Harry LANDY	Caterham 310R - DPR Motorsport	2:54.864	5	6	13.974	0.116	89.59
53	51	310R	33	Mark DAVIES	Caterham 310R -	2:55.177	6	6	14.287	0.313	89.43
54	4 *	310R	34	John STYRING	Caterham 310R -	2:55.702	5	6	14.812	0.525	89.17
55	169	310R	35	Steve EVANS	Caterham 310R -	2:56.613	4	6	15.723	0.911	88.71
56	68	310R	36	Chris WELCH	Caterham 310R -	2:57.817	6	6	16.927	1.204	88.11
57	122	310R	37	Gary CURTIS	Caterham 310R - DPR Motorsport	2:58.208	3	6	17.318	0.391	87.91
58	33	310R	38	Surhid CHATTERJEE	Caterham 310R -	3:01.655	6	6	20.765	3.447	86.24

***Cars 27 & 77 - please fit a working transponder**
***Car 4 - intermittent signal, please check transponder connections**
No. 24 - 1 Lap time disallowed; exceeding track limits.

Weather / Track : Overcast / Dry

Spa-Francorchamps
Circuit Length = 4.3520 miles
Start: 13:10 Flag 13:29 End: 13:32

Clerk Of Course :	Steward :	Timekeeper :

Results can be found at www.tsl-timing.com

Printed - 14:30 Saturday, 20 July 2019

VBOX MOTORSPORT | design tweaks | G3 PRO | MOTUL | Santander Consumer Finance | BILSTEIN

Avon Tyres Seven 420R & Santander Caterham Seven 310R Championships

QUALIFYING - BEST SECTORS

	SECTOR 1			SECTOR 2			SECTOR 3			IDEAL / BEST COMPARISON					
POS	NO	NAME	TIME	NO	NAME	TIME	NO	NAME	TIME	POS	NO	NAME	IDEAL	BEST	DIFF
												PERFECT LAP	2:39.877		
1	47	KOEBERLE	46.226	3	BYRNE	1:12.371	83	HIGGINSON	41.280	1	3	BYRNE	2:40.320	2:41.836	1.516
2	44	DICKENS	46.353	5	HENDERSON	1:12.510	19	HEAD	41.308	2	47	KOEBERLE	2:40.754	2:41.153	0.399
3	3	BYRNE	46.380	19	HEAD	1:12.706	10	HEATON	41.525	3	5	HENDERSON	2:40.789	2:41.194	0.405
4	83	HIGGINSON	46.422	92	FALVEY	1:12.753	5	HENDERSON	41.540	4	19	HEAD	2:40.890	2:40.890	0.000
5	10	HEATON	46.656	47	KOEBERLE	1:12.816	3	BYRNE	41.569	5	83	HIGGINSON	2:41.401	2:41.475	0.074
6	23	ARMSTRONG	46.731	44	DICKENS	1:12.977	93	EVANS	41.648	6	44	DICKENS	2:41.446	2:42.498	1.052
7	5	HENDERSON	46.739	45	BATES	1:13.276	47	KOEBERLE	41.712	7	10	HEATON	2:41.668	2:42.107	0.439
8	80	JORDAN	46.765	23	ARMSTRONG	1:13.325	7	HOY	42.076	8	92	FALVEY	2:41.770	2:41.928	0.158
9	92	FALVEY	46.815	7	HOY	1:13.405	44	DICKENS	42.116	9	93	EVANS	2:42.513	2:43.225	0.712
10	19	HEAD	46.876	10	HEATON	1:13.487	80	JORDAN	42.186	10	45	BATES	2:42.662	2:43.774	1.112
11	93	EVANS	47.089	55	OLIVANT	1:13.499	22	BROWES	42.193	11	80	JORDAN	2:42.768	2:43.768	1.000
12	45	BATES	47.144	58	AINSCOUGH	1:13.642	92	FALVEY	42.202	12	23	ARMSTRONG	2:42.832	2:43.510	0.678
13	24	AUBREY	47.181	83	HIGGINSON	1:13.699	45	BATES	42.242	13	7	HOY	2:43.056	2:43.669	0.613
14	55	OLIVANT	47.183	24	AUBREY	1:13.706	24	AUBREY	42.343	14	55	OLIVANT	2:43.093	2:43.562	0.469
15	58	AINSCOUGH	47.198	93	EVANS	1:13.776	55	OLIVANT	42.411	15	24	AUBREY	2:43.230	2:43.596	0.366
16	34	SPARSHOTT	47.453	80	JORDAN	1:13.817	53	WELCH	42.610	16	58	AINSCOUGH	2:43.486	2:45.264	1.778
17	7	HOY	47.575	22	BROWES	1:14.308	58	AINSCOUGH	42.646	17	22	BROWES	2:44.252	2:44.252	0.000
18	22	BROWES	47.751	53	WELCH	1:14.319	23	ARMSTRONG	42.776	18	34	SPARSHOTT	2:44.885	2:46.892	2.007
19	53	WELCH	48.250	34	SPARSHOTT	1:14.319	34	SPARSHOTT	43.113	19	53	WELCH	2:45.179	2:46.742	1.563
20	73	THAIN	49.195	73	THAIN	1:15.179	73	THAIN	43.698	20	73	THAIN	2:48.072	2:48.072	0.000
21	48	GRENSINGER	49.387	91	BRISTOW	1:16.102	71	COOPER	43.747	21	71	COOPER	2:49.980	2:50.081	0.101
22	71	COOPER	49.549	88	WALTERS	1:16.327	30	GILLIAS	43.788	22	30	GILLIAS	2:49.985	2:51.108	1.123
23	88	WALTERS	49.621	30	GILLIAS	1:16.368	28	SENIOR	44.096	23	88	WALTERS	2:50.172	2:51.509	1.337
24	25	MCCORMACK	49.669	119	HENSHALL	1:16.547	48	GRENSINGER	44.109	24	48	GRENSINGER	2:50.291	2:51.585	1.294
25	66	SWANN-DIXON	49.797	11	PERRY	1:16.656	119	HENSHALL	44.189	25	91	BRISTOW	2:50.401	2:51.056	0.655
26	30	GILLIAS	49.829	25	MCCORMACK	1:16.662	88	WALTERS	44.224	26	25	MCCORMACK	2:50.915	2:51.803	0.888
27	91	BRISTOW	49.838	71	COOPER	1:16.684	115	YATES	44.243	27	11	PERRY	2:50.931	2:51.086	0.155
28	67	CHRISTIE	49.941	115	YATES	1:16.709	11	PERRY	44.268	28	119	HENSHALL	2:51.025	2:51.025	0.000
29	74	BEARDWELL	49.994	48	GRENSINGER	1:16.795	110	SHIVERAL	44.407	29	115	YATES	2:51.133	2:52.355	1.222
30	28	SENIOR	50.000	74	BEARDWELL	1:17.046	91	BRISTOW	44.461	30	28	SENIOR	2:51.262	2:51.946	0.684
31	11	PERRY	50.007	28	SENIOR	1:17.166	6	LAMBERT	44.475	31	74	BEARDWELL	2:51.597	2:51.597	0.000
32	6	LAMBERT	50.095	110	SHIVERAL	1:17.263	74	BEARDWELL	44.557	32	110	SHIVERAL	2:51.786	2:51.962	0.176
33	12	WHITTON	50.095	66	SWANN-DIXON	1:17.485	25	MCCORMACK	44.584	33	66	SWANN-DIXON	2:52.084	2:52.872	0.788
34	110	SHIVERAL	50.116	13	OREILLY	1:17.625	67	CHRISTIE	44.608	34	6	LAMBERT	2:52.270	2:52.588	0.318
35	8	SHARROCK	50.160	6	LAMBERT	1:17.700	79	BELL	44.668	35	67	CHRISTIE	2:52.361	2:52.709	0.348
36	18	BULLOCK	50.170	8	SHARROCK	1:17.746	12	WHITTON	44.705	36	8	SHARROCK	2:52.774	2:53.207	0.433
37	115	YATES	50.181	29	CHILD	1:17.788	66	SWANN-DIXON	44.802	37	79	BELL	2:52.870	2:53.438	0.568
38	144	RIDLEY	50.183	67	CHRISTIE	1:17.812	70	COOPER	44.806	38	12	WHITTON	2:52.940	2:53.364	0.424
39	153	ROBERTS	50.248	18	BULLOCK	1:17.855	38	PRICE	44.832	39	29	CHILD	2:52.966	2:53.298	0.332
40	79	BELL	50.268	153	ROBERTS	1:17.877	29	CHILD	44.847	40	18	BULLOCK	2:53.022	2:53.455	0.433
41	119	HENSHALL	50.289	144	RIDLEY	1:17.917	8	SHARROCK	44.868	41	13	OREILLY	2:53.193	2:53.718	0.525
42	29	CHILD	50.331	79	BELL	1:17.934	18	BULLOCK	44.997	42	144	RIDLEY	2:53.208	2:54.258	1.050
43	13	OREILLY	50.386	51	DAVIES	1:18.034	21	LANDY	45.069	43	153	ROBERTS	2:53.475	2:53.626	0.151
44	70	COOPER	50.413	94	UPPAL	1:18.105	144	RIDLEY	45.108	44	70	COOPER	2:53.480	2:54.314	0.834
45	21	LANDY	50.535	38	PRICE	1:18.119	51	DAVIES	45.172	45	38	PRICE	2:53.526	2:53.526	0.000
46	38	PRICE	50.575	12	WHITTON	1:18.140	13	OREILLY	45.182	46	9	EVERETT	2:54.142	2:54.748	0.606
47	9	EVERETT	50.581	52	PRATT	1:18.185	94	UPPAL	45.248	47	52	PRATT	2:54.215	2:54.740	0.525
48	50	HYATT	50.595	9	EVERETT	1:18.192	50	HYATT	45.310	48	51	DAVIES	2:54.236	2:55.177	0.941
49	52	PRATT	50.639	70	COOPER	1:18.261	4	STYRING	45.344	49	21	LANDY	2:54.398	2:54.864	0.466
50	51	DAVIES	51.030	50	HYATT	1:18.675	153	ROBERTS	45.350	50	94	UPPAL	2:54.516	2:54.604	0.088
51	94	UPPAL	51.163	21	LANDY	1:18.794	9	EVERETT	45.369	51	50	HYATT	2:54.580	2:54.580	0.000
52	122	CURTIS	51.275	169	EVANS	1:18.822	52	PRATT	45.391	52	169	EVANS	2:56.053	2:56.613	0.560
53	169	EVANS	51.416	122	CURTIS	1:20.021	169	EVANS	45.815	53	122	CURTIS	2:57.276	2:58.208	0.932
54	68	WELCH	51.555	68	WELCH	1:20.199	122	CURTIS	45.980	54	68	WELCH	2:57.817	2:57.817	0.000
55	4	STYRING	52.839	33	CHATTERJEE	1:21.473	68	WELCH	46.063	55	4	STYRING	3:00.696	2:55.702	-4.994
56	33	CHATTERJEE	53.153	4	STYRING	1:22.513	33	CHATTERJEE	46.772	56	33	CHATTERJEE	3:01.398	3:01.655	0.257
57										57	77	SAWYER		2:51.263	
58										58	27	TOPHAM		2:52.882	

Weather / Track : Overcast / Dry

Spa-Francorchamps
Circuit Length = 4.3520 miles
Start: 13:10 Flag 13:29 End: 13:32

Results can be found at www.tsl-timing.com

Printed - 13:42 Saturday, 20 July 2019

Avon Tyres Seven 420R & Santander Caterham Seven 310R Championships

QUALIFYING - BEST SPEEDS

	INTERMEDIATE 1			INTERMEDIATE 2			FINISH LINE		
POS	NO	NAME	MPH	NO	NAME	MPH	NO	NAME	MPH
1	10	HEATON	132.3	7	HOY	93.4	44	DICKENS	88.1
2	80	JORDAN	131.8	47	KOEBERLE	92.8	3	BYRNE	87.9
3	47	KOEBERLE	131.5	5	HENDERSON	92.1	92	FALVEY	87.9
4	44	DICKENS	131.5	44	DICKENS	92.1	19	HEAD	87.3
5	22	BROWES	131.0	19	HEAD	92.0	23	ARMSTRONG	87.3
6	19	HEAD	130.8	93	EVANS	91.8	58	AINSCOUGH	87.3
7	23	ARMSTRONG	130.5	3	BYRNE	91.6	10	HEATON	87.2
8	92	FALVEY	130.3	24	AUBREY	91.5	24	AUBREY	87.2
9	5	HENDERSON	130.0	92	FALVEY	91.4	83	HIGGINSON	87.1
10	3	BYRNE	130.0	10	HEATON	91.4	5	HENDERSON	87.0
11	93	EVANS	130.0	83	HIGGINSON	91.3	34	SPARSHOTT	87.0
12	83	HIGGINSON	129.5	55	OLIVANT	90.8	93	EVANS	86.9
13	45	BATES	129.5	22	BROWES	90.8	55	OLIVANT	86.9
14	34	SPARSHOTT	129.3	45	BATES	90.6	7	HOY	86.9
15	55	OLIVANT	128.3	23	ARMSTRONG	90.5	47	KOEBERLE	86.8
16	24	AUBREY	127.8	73	THAIN	90.5	80	JORDAN	86.4
17	25	MCCORMACK	127.5	80	JORDAN	90.4	45	BATES	86.4
18	7	HOY	127.3	53	WELCH	90.4	22	BROWES	86.4
19	53	WELCH	125.9	34	SPARSHOTT	90.3	53	WELCH	85.7
20	66	SWANN-DIXON	125.9	58	AINSCOUGH	90.1	73	THAIN	85.2
21	73	THAIN	125.2	4	STYRING	89.2	115	YATES	82.3
22	88	WALTERS	124.0	13	OREILLY	87.7	71	COOPER	82.0
23	91	BRISTOW	123.5	74	BEARDWELL	87.4	8	SHARROCK	81.9
24	74	BEARDWELL	123.5	115	YATES	87.2	29	CHILD	81.8
25	71	COOPER	123.3	94	UPPAL	87.2	30	GILLIAS	81.7
26	30	GILLIAS	122.6	91	BRISTOW	87.1	25	MCCORMACK	81.7
27	48	GRENSINGER	122.6	110	SHIVERAL	87.1	66	SWANN-DIXON	81.4
28	38	PRICE	122.6	48	GRENSINGER	87.0	153	ROBERTS	81.3
29	110	SHIVERAL	122.2	28	SENIOR	87.0	94	UPPAL	81.3
30	18	BULLOCK	122.0	66	SWANN-DIXON	87.0	110	SHIVERAL	81.2
31	8	SHARROCK	121.7	29	CHILD	87.0	13	OREILLY	81.2
32	79	BELL	121.5	30	GILLIAS	86.7	67	CHRISTIE	81.1
33	12	WHITTON	121.3	153	ROBERTS	86.7	11	PERRY	81.0
34	28	SENIOR	120.6	9	EVERETT	86.7	48	GRENSINGER	81.0
35	67	CHRISTIE	120.4	8	SHARROCK	86.5	38	PRICE	81.0
36	144	RIDLEY	120.2	67	CHRISTIE	86.4	88	WALTERS	80.9
37	9	EVERETT	120.2	18	BULLOCK	86.4	74	BEARDWELL	80.9
38	94	UPPAL	119.6	88	WALTERS	86.3	51	DAVIES	80.8
39	11	PERRY	119.1	25	MCCORMACK	86.3	119	HENSHALL	80.7
40	153	ROBERTS	119.1	71	COOPER	86.2	91	BRISTOW	80.7
41	70	COOPER	119.1	144	RIDLEY	86.2	6	LAMBERT	80.7
42	58	AINSCOUGH	118.9	52	PRATT	86.2	9	EVERETT	80.6
43	6	LAMBERT	118.9	79	BELL	86.1	28	SENIOR	80.4
44	13	OREILLY	118.9	119	HENSHALL	86.0	144	RIDLEY	80.3
45	52	PRATT	118.7	11	PERRY	86.0	70	COOPER	80.3
46	51	DAVIES	118.7	6	LAMBERT	86.0	12	WHITTON	80.1
47	29	CHILD	118.5	12	WHITTON	86.0	4	STYRING	80.0
48	119	HENSHALL	117.9	21	LANDY	86.0	52	PRATT	79.9
49	115	YATES	117.9	50	HYATT	85.8	79	BELL	79.8
50	169	EVANS	117.9	38	PRICE	85.5	21	LANDY	79.8
51	50	HYATT	117.3	70	COOPER	85.5	169	EVANS	79.8
52	21	LANDY	117.1	169	EVANS	85.4	18	BULLOCK	79.7
53	122	CURTIS	117.1	51	DAVIES	85.1	50	HYATT	79.6
54	4	STYRING	116.9	122	CURTIS	84.5	122	CURTIS	79.6
55	68	WELCH	116.9	68	WELCH	84.0	68	WELCH	77.6
56	33	CHATTERJEE	114.9	33	CHATTERJEE	81.6	33	CHATTERJEE	77.2
57									
58									

Weather / Track : Overcast / Dry

Spa-Francorchamps
Circuit Length = 4.3520 miles
Start: 13:10 Flag 13:29 End: 13:32

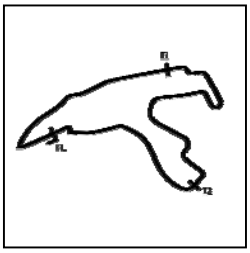

Avon Tyres Seven 420R & Santander Caterham Seven 310R Championships

QUALIFYING - SECTOR ANALYSIS

SECTOR 1 = FL to I1, SECTOR 2 = I1 to I2, SECTOR 3 = I2 to FL, DIFF = Difference To Personal Best Lap, P = Crossed Finish Line in Pit Lane, D = Time Disallowed

P1 19 420R Aaron HEAD — Caterham 420R - DPR Motorsport

IDEAL LAP TIME : 2:40.890 BEST LAP TIME : 2:40.890 DIFFERENCE : 0.000

LAP	SECTOR 1		SECTOR 2		SECTOR 3		LAP TIME		MPH	DIFF	TIME OF DAY
1 -	47.383	129.5	1:16.445	91.1	42.639	86.7	2:46.467	(2)	94.11	5.577	13:16:29.581
2 -	47.275	***130.8***	1:16.966	91.0	42.294	86.5	2:46.535	(3)	94.07	5.645	13:19:16.116
3 -	***46.876***	127.5	***1:12.706***	***92.0***	***41.308***	86.7	***2:40.890***	(1)	***97.38***		***13:21:57.006***
4 -	47.545	130.0	1:13.953	89.9	IN PIT		2:52.242	P	90.96	11.352	13:24:49.248
5 -	OUTLAP	126.8	1:14.638	83.4	43.819	***87.3***	3:37.262		72.11	56.372	13:28:26.510
6 -	47.207	130.5	1:12.770	89.3	IN PIT		2:50.264	P	92.01	9.374	13:31:16.774

P2 47 420R Alexander KOEBERLE — Caterham 420R -

IDEAL LAP TIME : 2:40.754 BEST LAP TIME : 2:41.153 DIFFERENCE : 0.399

LAP	SECTOR 1		SECTOR 2		SECTOR 3		LAP TIME		MPH	DIFF	TIME OF DAY
1 -	***46.226***	***131.5***	1:16.035	88.5	44.202	86.7	2:46.463	(3)	94.12	5.310	13:15:52.785
2 -	46.751	130.5	1:14.255	***92.8***	42.052	86.5	2:43.058	(2)	96.08	1.905	13:18:35.843
3 -	46.625	128.5	***1:12.816***	***92.8***	***41.712***	***86.8***	***2:41.153***	(1)	***97.22***		***13:21:16.996***
4 -	47.654	120.2	1:23.044	85.9	46.098	***86.8***	2:56.796		88.61	15.643	13:24:13.792
5 -	46.652	122.9	1:20.639	76.1	56.612	86.7	3:03.903		85.19	22.750	13:27:17.695
6 -	46.657	128.5	1:20.042	87.8	44.673	86.5	2:51.372		91.42	10.219	13:30:09.067

P3 5 420R David HENDERSON — Caterham 420R -

IDEAL LAP TIME : 2:40.789 BEST LAP TIME : 2:41.194 DIFFERENCE : 0.405

LAP	SECTOR 1		SECTOR 2		SECTOR 3		LAP TIME		MPH	DIFF	TIME OF DAY
1 -	46.924	127.3	1:16.300	86.3	44.455	86.5	2:47.679	(3)	93.43	6.485	13:15:53.428
2 -	47.133	***130.0***	1:13.414	***92.1***	***41.540***	85.0	2:42.087	(2)	96.66	0.893	13:18:35.515
3 -	***46.739***	128.8	***1:12.510***	90.5	41.945	86.0	***2:41.194***	(1)	***97.19***		***13:21:16.709***
4 -	47.146	126.8	1:22.692	81.9	46.408	85.7	2:56.246		88.89	15.052	13:24:12.955
5 -	47.346	125.6	1:17.738	74.7	IN PIT		3:13.102	P	81.13	31.908	13:27:26.057

P4 83 420R Matthew HIGGINSON — Caterham 420R - DW Motorsport

IDEAL LAP TIME : 2:41.401 BEST LAP TIME : 2:41.475 DIFFERENCE : 0.074

LAP	SECTOR 1		SECTOR 2		SECTOR 3		LAP TIME		MPH	DIFF	TIME OF DAY
1 -	***46.422***	127.3	1:16.738	89.5	43.939	86.2	2:47.099	(3)	93.76	5.624	13:15:52.231
2 -	46.662	***129.5***	1:14.348	88.0	41.653	86.4	2:42.663	(2)	96.31	1.188	13:18:34.894
3 -	46.496	125.2	***1:13.699***	***91.3***	***41.280***	86.8	***2:41.475***	(1)	***97.02***		***13:21:16.369***
4 -	47.560	125.6	1:19.602	77.3	47.257	86.3	2:54.419		89.82	12.944	13:24:10.788
5 -	52.064	116.1	1:19.530	76.3	52.606	85.8	3:04.200		85.05	22.725	13:27:14.988
6 -	47.225	126.6	1:13.940	88.3	IN PIT		2:58.919	P	87.56	17.444	13:30:13.907

P5 3 420R John BYRNE — Caterham 420R - DW Motorsport

IDEAL LAP TIME : 2:40.320 BEST LAP TIME : 2:41.836 DIFFERENCE : 1.516

LAP	SECTOR 1		SECTOR 2		SECTOR 3		LAP TIME		MPH	DIFF	TIME OF DAY
1 -	46.687	129.8	1:16.766	87.0	43.478	***87.9***	2:46.931	(3)	93.85	5.095	13:15:51.329
2 -	***46.380***	129.8	1:14.496	91.0	***41.569***	86.2	2:42.445	(2)	96.44	0.609	13:18:33.774
3 -	47.451	126.6	***1:12.371***	90.8	42.014	86.4	***2:41.836***	(1)	***96.81***		***13:21:15.610***
4 -	49.256	118.5	1:22.364	89.5	44.770	86.7	2:56.390		88.82	14.554	13:24:12.000
5 -	50.771	***130.0***	1:18.826	74.8	52.930	66.9	3:02.527		85.83	20.691	13:27:14.527
6 -	52.486	124.7	1:15.630	89.9	43.027	87.7	2:51.143		91.54	9.307	13:30:05.670

Weather / Track : Overcast / Dry

Spa-Francorchamps
Circuit Length = 4.3520 miles
Start: 13:10 Flag 13:29 End: 13:32

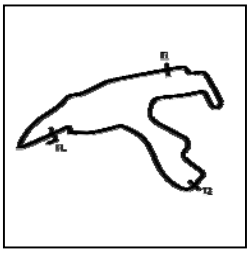

Avon Tyres Seven 420R & Santander Caterham Seven 310R Championships

QUALIFYING - SECTOR ANALYSIS

SECTOR 1 = FL to I1, SECTOR 2 = I1 to I2, SECTOR 3 = I2 to FL, DIFF = Difference To Personal Best Lap, P = Crossed Finish Line in Pit Lane, D = Time Disallowed

P6 92 420R Jamie FALVEY

Caterham 420R - DW Motorsport

IDEAL LAP TIME : 2:41.770 BEST LAP TIME : 2:41.928 DIFFERENCE : 0.158

LAP	SECTOR 1		SECTOR 2		SECTOR 3		LAP TIME	MPH	DIFF	TIME OF DAY
1 -	***46.815***	115.3	1:17.827	84.5	42.845	86.1	2:47.487 **(3)**	93.54	5.559	13:15:49.880
2 -	47.450	125.9	1:14.701	89.0	42.263	86.4	2:44.414 **(2)**	95.29	2.486	13:18:34.294
3 -	46.973	124.2	***1:12.753***	90.3	***42.202***	84.6	***2:41.928*** **(1)**	***96.75***		***13:21:16.222***
4 -	47.569	126.3	1:24.949	87.8	45.414	***87.9***	2:57.932	88.05	16.004	13:24:14.154
5 -	46.845	***130.3***	1:22.416	70.3	50.322	84.5	2:59.583	87.24	17.655	13:27:13.737
6 -	48.936	98.6	1:20.994	***91.4***	43.598	87.4	2:53.528	90.28	11.600	13:30:07.265

P7 10 420R Henry HEATON

Caterham 420R -

IDEAL LAP TIME : 2:41.668 BEST LAP TIME : 2:42.107 DIFFERENCE : 0.439

LAP	SECTOR 1		SECTOR 2		SECTOR 3		LAP TIME	MPH	DIFF	TIME OF DAY
1 -	47.012	128.8	1:14.452	91.0	42.330	85.2	2:43.794 **(2)**	95.65	1.687	13:16:10.655
2 -	46.681	126.6	1:16.159	***91.4***	42.021	***87.2***	2:44.861 **(3)**	95.03	2.754	13:18:55.516
3 -	46.889	130.3	1:13.693	89.5	***41.525***	86.8	***2:42.107*** **(1)**	***96.64***		***13:21:37.623***
4 -	48.032	111.2	1:34.151	42.1	47.818	86.2	3:10.001	82.46	27.894	13:24:47.624
5 -	***46.656***	***132.3***	1:16.027	86.2	43.860	87.0	2:46.543	94.07	4.436	13:27:34.167
6 -	47.780	126.8	***1:13.487***	85.8	1:00.153	58.5	3:01.420	86.36	19.313	13:30:35.587

P8 44 420R Timothy DICKENS

Caterham 420R -

IDEAL LAP TIME : 2:41.446 BEST LAP TIME : 2:42.498 DIFFERENCE : 1.052

LAP	SECTOR 1		SECTOR 2		SECTOR 3		LAP TIME	MPH	DIFF	TIME OF DAY
1 -	48.603	123.1	1:14.474	91.6	43.253	86.7	2:46.330	94.19	3.832	13:15:30.718
2 -	47.985	123.8	1:17.003	90.5	43.270	87.2	2:48.258	93.11	5.760	13:18:18.976
3 -	47.724	126.1	1:17.369	91.9	42.151	86.4	2:47.244	93.68	4.746	13:21:06.220
4 -	46.767	130.0	1:13.217	91.4	42.514	85.8	***2:42.498*** **(1)**	***96.41***		***13:23:48.718***
5 -	47.713	124.5	***1:12.977***	***92.1***	42.736	78.3	2:43.426 **(3)**	95.86	0.928	13:26:32.144
6 -	49.618	123.5	1:18.363	89.2	43.859	87.3	2:51.840	91.17	9.342	13:29:23.984
7 -	***46.353***	***131.5***	1:14.522	88.8	***42.116***	***88.1***	2:42.991 **(2)**	96.12	0.493	13:32:06.975

P9 93 420R Mike EVANS

Caterham 420R -

IDEAL LAP TIME : 2:42.513 BEST LAP TIME : 2:43.225 DIFFERENCE : 0.712

LAP	SECTOR 1		SECTOR 2		SECTOR 3		LAP TIME	MPH	DIFF	TIME OF DAY
1 -	47.902	118.1	1:15.041	91.5	42.704	***86.9***	2:45.647	94.58	2.422	13:15:31.552
2 -	***47.089***	124.5	1:15.033	88.8	43.518	86.1	2:45.640 **(3)**	94.58	2.415	13:18:17.192
3 -	48.185	119.6	1:14.946	88.6	43.258	84.4	2:46.389	94.16	3.164	13:21:03.581
4 -	49.794	117.7	1:14.823	90.1	42.554	84.6	2:47.171	93.72	3.946	13:23:50.752
5 -	47.703	118.7	***1:13.776***	***91.8***	42.019	84.9	2:43.498 **(2)**	95.82	0.273	13:26:34.250
6 -	47.830	***130.0***	1:16.623	89.5	44.160	86.0	2:48.613	92.91	5.388	13:29:22.863
7 -	47.445	126.6	1:14.132	91.1	***41.648***	83.6	***2:43.225*** **(1)**	***95.98***		***13:32:06.088***

P10 23 420R Justin ARMSTRONG

Caterham 420R -

IDEAL LAP TIME : 2:42.832 BEST LAP TIME : 2:43.510 DIFFERENCE : 0.678

LAP	SECTOR 1		SECTOR 2		SECTOR 3		LAP TIME	MPH	DIFF	TIME OF DAY
1 -	46.746	128.3	1:17.520	90.3	43.147	86.3	2:47.413	93.58	3.903	13:15:50.518
2 -	***46.731***	125.6	1:15.865	***90.5***	42.839	87.1	2:45.435 **(3)**	94.70	1.925	13:18:35.953
3 -	46.868	***130.5***	***1:13.325***	89.8	43.317	81.2	***2:43.510*** **(1)**	***95.81***		***13:21:19.463***
4 -	47.390	127.5	1:21.266	83.3	44.392	***87.3***	2:53.048	90.53	9.538	13:24:12.511
5 -	47.845	124.5	1:19.174	72.0	55.106	86.9	3:02.125	86.02	18.615	13:27:14.636
6 -	47.208	125.2	1:13.945	89.1	***42.776***	85.7	2:43.929 **(2)**	95.57	0.419	13:29:58.565

Weather / Track : Overcast / Dry

Spa-Francorchamps
Circuit Length = 4.3520 miles
Start: 13:10 Flag 13:29 End: 13:32

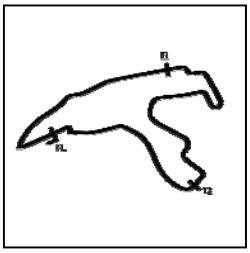

Avon Tyres Seven 420R & Santander Caterham Seven 310R Championships

QUALIFYING - SECTOR ANALYSIS

SECTOR 1 = FL to I1, SECTOR 2 = I1 to I2, SECTOR 3 = I2 to FL, DIFF = Difference To Personal Best Lap, P = Crossed Finish Line in Pit Lane, D = Time Disallowed

P11 55 420R Russ OLIVANT

Caterham 420R - Anglo Aquatic

IDEAL LAP TIME : 2:43.093 BEST LAP TIME : 2:43.562 DIFFERENCE : 0.469

LAP	SECTOR 1		SECTOR 2		SECTOR 3		LAP TIME		MPH	DIFF	TIME OF DAY
1 -	47.630	125.4	1:16.798	88.5	42.772	86.2	2:47.200		93.70	3.638	13:16:00.237
2 -	47.328	124.5	1:18.228	80.2	51.435	***86.9***	2:56.991		88.52	13.429	13:18:57.228
3 -	***47.183***	127.3	1:15.160	86.3	43.428	84.2	2:45.771	**(3)**	94.51	2.209	13:21:42.999
4 -	47.652	***128.3***	***1:13.499***	88.0	***42.411***	86.4	***2:43.562***	**(1)**	***95.78***		***13:24:26.561***
5 -	48.069	127.5	1:13.746	90.3	47.314	84.6	2:49.129		92.63	5.567	13:27:15.690
6 -	47.403	127.5	1:14.443	***90.8***	43.917	85.1	2:45.763	**(2)**	94.51	2.201	13:30:01.453

P12 24 420R Chris AUBREY

Caterham 420R -

IDEAL LAP TIME : 2:43.230 BEST LAP TIME : 2:43.596 DIFFERENCE : 0.366

LAP	SECTOR 1		SECTOR 2		SECTOR 3		LAP TIME		MPH	DIFF	TIME OF DAY
1 -	49.786	125.6	1:14.525	***91.5***	43.134	86.3	~~2:47.445~~	**D**	93.56	3.849	13:15:31.298
2 -	47.435	123.8	1:15.357	91.0	42.735	85.8	2:45.527	**(3)**	94.65	1.931	13:18:16.825
3 -	49.125	97.9	1:17.342	85.3	43.719	85.8	2:50.186		92.06	6.590	13:21:07.011
4 -	47.778	124.5	1:13.969	90.9	***42.343***	87.1	2:44.090	**(2)**	95.48	0.494	13:23:51.101
5 -	***47.181***	***127.8***	***1:13.706***	91.1	42.709	86.4	***2:43.596***	**(1)**	***95.76***		***13:26:34.697***
6 -	47.618	123.5	1:14.623	90.3	43.330	85.8	2:45.571		94.62	1.975	13:29:20.268
7 -	48.467	120.6	1:15.443	91.4	42.663	85.3	2:46.573		94.05	2.977	13:32:06.841

P13 7 420R Christopher HOY

Caterham 420R -

IDEAL LAP TIME : 2:43.056 BEST LAP TIME : 2:43.669 DIFFERENCE : 0.613

LAP	SECTOR 1		SECTOR 2		SECTOR 3		LAP TIME		MPH	DIFF	TIME OF DAY
1 -	49.700	120.4	1:14.560	***93.4***	42.307	84.7	2:46.567		94.06	2.898	13:15:30.025
2 -	48.883	119.4	1:15.691	90.4	42.933	***86.9***	2:47.507		93.53	3.838	13:18:17.532
3 -	48.055	120.0	1:15.204	90.1	43.336	85.9	2:46.595		94.04	2.926	13:21:04.127
4 -	48.903	119.8	1:13.987	91.8	42.115	86.1	2:45.005	**(3)**	94.95	1.336	13:23:49.132
5 -	48.188	125.4	***1:13.405***	91.6	***42.076***	86.0	***2:43.669***	**(1)**	***95.72***		***13:26:32.801***
6 -	48.682	122.0	1:16.088	90.5	44.174	86.2	2:48.944		92.73	5.275	13:29:21.745
7 -	***47.575***	***127.3***	1:14.145	90.0	42.780	85.7	2:44.500	**(2)**	95.24	0.831	13:32:06.245

P14 80 420R Alex JORDAN

Caterham 420R - Alexson Homes/DPR Motorsport

IDEAL LAP TIME : 2:42.768 BEST LAP TIME : 2:43.768 DIFFERENCE : 1.000

LAP	SECTOR 1		SECTOR 2		SECTOR 3		LAP TIME		MPH	DIFF	TIME OF DAY
1 -	51.053	127.5	1:15.516	88.7	42.804	85.0	2:49.373		92.50	5.605	13:15:57.829
2 -	48.409	***131.8***	1:17.041	84.4	44.180	***86.4***	2:49.630		92.36	5.862	13:18:47.459
3 -	48.948	123.8	1:15.167	88.5	44.750	85.4	2:48.865	**(3)**	92.78	5.097	13:21:36.324
4 -	49.853	116.5	1:20.128	89.5	***42.186***	86.3	2:52.167		91.00	8.399	13:24:28.491
5 -	48.358	126.3	***1:13.817***	90.0	44.954	86.3	2:47.129	**(2)**	93.74	3.361	13:27:15.620
6 -	***46.765***	130.3	1:14.643	***90.4***	42.360	86.2	***2:43.768***	**(1)**	***95.66***		***13:29:59.388***

P15 45 420R Chris BATES

Caterham 420R - DPR Motorsport

IDEAL LAP TIME : 2:42.662 BEST LAP TIME : 2:43.774 DIFFERENCE : 1.112

LAP	SECTOR 1		SECTOR 2		SECTOR 3		LAP TIME		MPH	DIFF	TIME OF DAY
1 -	48.677	129.3	1:13.797	89.2	43.656	85.4	2:46.130		94.30	2.356	13:15:54.714
2 -	47.244	***129.5***	1:15.781	88.1	42.686	84.5	2:45.711	**(3)**	94.54	1.937	13:18:40.425
3 -	47.936	125.4	***1:13.276***	89.5	42.562	85.0	***2:43.774***	**(1)**	***95.66***		***13:21:24.199***
4 -	***47.144***	128.0	1:14.656	88.5	***42.242***	84.8	2:44.042	**(2)**	95.50	0.268	13:24:08.241
5 -	48.396	122.9	1:23.898	77.1	53.782	85.3	3:06.076		84.19	22.302	13:27:14.317
6 -	47.648	119.8	1:14.535	***90.6***	44.309	***86.4***	2:46.492		94.10	2.718	13:30:00.809

Weather / Track : Overcast / Dry

Spa-Francorchamps
Circuit Length = 4.3520 miles
Start: 13:10 Flag 13:29 End: 13:32

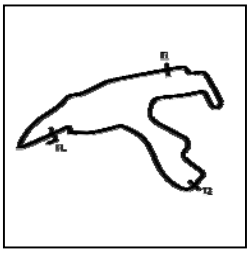

Avon Tyres Seven 420R & Santander Caterham Seven 310R Championships

QUALIFYING - SECTOR ANALYSIS

SECTOR 1 = FL to I1, SECTOR 2 = I1 to I2, SECTOR 3 = I2 to FL, DIFF = Difference To Personal Best Lap, P = Crossed Finish Line in Pit Lane, D = Time Disallowed

P16 22 420R Paul BROWES — Caterham 420R -

IDEAL LAP TIME : 2:44.252 BEST LAP TIME : 2:44.252 DIFFERENCE : 0.000

LAP	SECTOR 1		SECTOR 2		SECTOR 3		LAP TIME	MPH	DIFF	TIME OF DAY
1 -	48.949	129.8	1:16.713	84.3	43.678	85.7	2:49.340	92.52	5.088	13:16:00.915
2 -	48.085	129.0	1:16.967	84.4	44.274	85.5	2:49.326	92.52	5.074	13:18:50.241
3 -	48.444	127.3	1:15.525	89.3	42.809	86.3	2:46.778 (3)	93.94	2.526	13:21:37.019
4 -	48.328	122.6	1:14.815	90.0	43.050	84.9	2:46.193 (2)	94.27	1.941	13:24:23.212
5 -	54.197	120.2	1:15.042	90.5	44.006	***86.4***	2:53.245	90.43	8.993	13:27:16.457
6 -	***47.751***	***131.0***	***1:14.308***	***90.8***	***42.193***	85.9	***2:44.252*** (1)	***95.38***		***13:30:00.709***

P17 58 420R Richard AINSCOUGH — Caterham 420R -

IDEAL LAP TIME : 2:43.486 BEST LAP TIME : 2:45.264 DIFFERENCE : 1.778

LAP	SECTOR 1		SECTOR 2		SECTOR 3		LAP TIME	MPH	DIFF	TIME OF DAY
1 -	***47.198***	116.3	1:16.966	88.5	***42.646***	85.3	2:46.810 (2)	93.92	1.546	13:15:48.617
2 -	49.249	117.7	1:15.752	***90.1***	43.264	86.0	2:48.265 (3)	93.11	3.001	13:18:36.882
3 -	48.067	***118.9***	***1:13.642***	89.5	43.555	84.4	***2:45.264*** (1)	***94.80***		***13:21:22.146***
4 -	49.634	118.5	1:14.783	89.8	IN PIT		2:54.471 P	89.80	9.207	13:24:16.617

P18 53 420R Matthew WELCH — Caterham 420R -

IDEAL LAP TIME : 2:45.179 BEST LAP TIME : 2:46.742 DIFFERENCE : 1.563

LAP	SECTOR 1		SECTOR 2		SECTOR 3		LAP TIME	MPH	DIFF	TIME OF DAY
1 -	50.547	123.5	1:18.138	88.8	43.155	84.7	2:51.840	91.17	5.098	13:16:28.873
2 -	***48.250***	120.6	1:18.940	88.5	43.396	84.7	2:50.586	91.84	3.844	13:19:19.459
3 -	49.167	125.4	1:16.508	87.0	43.304	84.9	2:48.979 (3)	92.71	2.237	13:22:08.438
4 -	48.361	115.1	1:15.771	90.0	***42.610***	***85.7***	***2:46.742*** (1)	***93.96***		***13:24:55.180***
5 -	49.073	125.6	1:15.196	88.5	45.650	85.4	2:49.919	92.20	3.177	13:27:45.099
6 -	49.415	***125.9***	***1:14.319***	***90.4***	43.382	78.0	2:47.116 (2)	93.75	0.374	13:30:32.215

P19 34 420R Ian SPARSHOTT — Caterham 420R - DPR Motorsport

IDEAL LAP TIME : 2:44.885 BEST LAP TIME : 2:46.892 DIFFERENCE : 2.007

LAP	SECTOR 1		SECTOR 2		SECTOR 3		LAP TIME	MPH	DIFF	TIME OF DAY
1 -	50.665	***129.3***	1:15.793	86.3	***43.113***	85.2	2:49.571	92.39	2.679	13:15:58.998
2 -	***47.453***	127.0	1:18.632	88.1	43.941	85.3	2:50.026	92.14	3.134	13:18:49.024
3 -	47.832	125.9	1:15.170	***90.3***	44.636	86.0	2:47.638 (2)	93.46	0.746	13:21:36.662
4 -	48.776	117.9	1:15.746	88.6	43.151	***87.0***	2:47.673 (3)	93.44	0.781	13:24:24.335
5 -	48.571	123.8	***1:14.319***	89.1	49.101	***87.0***	2:51.991	91.09	5.099	13:27:16.326
6 -	48.220	118.1	1:15.407	86.3	43.265	85.8	***2:46.892*** (1)	***93.87***		***13:30:03.218***

P20 73 420R Douglas THAIN — Caterham 420R -

IDEAL LAP TIME : 2:48.072 BEST LAP TIME : 2:48.072 DIFFERENCE : 0.000

LAP	SECTOR 1		SECTOR 2		SECTOR 3		LAP TIME	MPH	DIFF	TIME OF DAY
1 -	52.874	113.9	1:21.453	82.0	46.415	81.7	3:00.742	86.68	12.670	13:16:35.627
2 -	51.943	118.1	1:17.703	88.5	46.092	81.2	2:55.738	89.15	7.666	13:19:31.365
3 -	49.760	124.2	1:16.033	88.1	44.216	***85.2***	2:50.009 (3)	92.15	1.937	13:22:21.374
4 -	50.125	122.9	1:15.767	87.4	43.858	84.2	2:49.750 (2)	92.29	1.678	13:25:11.124
5 -	49.469	123.8	1:16.047	78.9	44.830	85.1	2:50.346	91.97	2.274	13:28:01.470
6 -	***49.195***	***125.2***	***1:15.179***	***90.5***	***43.698***	82.0	***2:48.072*** (1)	***93.21***		***13:30:49.542***

P21 71 310R Alan COOPER — Caterham 310R -

IDEAL LAP TIME : 2:49.980 BEST LAP TIME : 2:50.081 DIFFERENCE : 0.101

LAP	SECTOR 1		SECTOR 2		SECTOR 3		LAP TIME	MPH	DIFF	TIME OF DAY
1 -	50.484	117.7	1:18.337	85.7	45.508	81.7	2:54.329	89.87	4.248	13:16:30.345
2 -	50.239	116.7	1:18.072	***86.2***	44.536	80.9	2:52.847	90.64	2.766	13:19:23.192
3 -	50.278	116.5	1:16.876	84.2	45.081	81.2	2:52.235 (3)	90.96	2.154	13:22:15.427
4 -	50.387	116.9	***1:16.684***	86.0	44.218	81.4	2:51.289 (2)	91.46	1.208	13:25:06.716
5 -	50.122	119.4	1:19.493	81.1	45.835	***82.0***	2:55.450	89.29	5.369	13:28:02.166
6 -	***49.549***	***123.3***	1:16.785	86.0	***43.747***	81.1	***2:50.081*** (1)	***92.11***		***13:30:52.247***

Weather / Track : Overcast / Dry

Spa-Francorchamps
Circuit Length = 4.3520 miles
Start: 13:10 Flag 13:29 End: 13:32

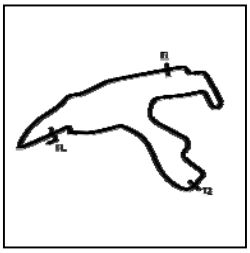

Avon Tyres Seven 420R & Santander Caterham Seven 310R Championships

QUALIFYING - SECTOR ANALYSIS

SECTOR 1 = FL to I1, SECTOR 2 = I1 to I2, SECTOR 3 = I2 to FL, DIFF = Difference To Personal Best Lap, P = Crossed Finish Line in Pit Lane, D = Time Disallowed

P22 119 310R Donald HENSHALL — Caterham 310R -

IDEAL LAP TIME : 2:51.025 BEST LAP TIME : 2:51.025 DIFFERENCE : 0.000

LAP	SECTOR 1		SECTOR 2		SECTOR 3		LAP TIME		MPH	DIFF	TIME OF DAY
1 -	50.941	117.1	1:16.709	***86.0***	44.820	79.5	2:52.470	**(3)**	90.84	1.445	13:16:43.244
2 -	50.467	116.1	1:19.008	85.9	44.638	79.9	2:54.113		89.98	3.088	13:19:37.357
3 -	50.359	115.1	1:16.687	***86.0***	44.426	79.9	2:51.472	**(2)**	91.37	0.447	13:22:28.829
4 -	54.317	115.5	1:18.718	83.1	45.158	79.7	2:58.193		87.92	7.168	13:25:27.022
5 -	50.786	113.5	1:17.336	83.5	46.884	79.7	2:55.006		89.52	3.981	13:28:22.028
6 -	***50.289***	***117.9***	***1:16.547***	85.7	***44.189***	78.8	***2:51.025***	**(1)**	***91.60***		***13:31:13.053***

P23 91 310R Lee BRISTOW — Caterham 310R -

IDEAL LAP TIME : 2:50.401 BEST LAP TIME : 2:51.056 DIFFERENCE : 0.655

LAP	SECTOR 1		SECTOR 2		SECTOR 3		LAP TIME		MPH	DIFF	TIME OF DAY
1 -	50.195	116.9	1:17.264	86.0	44.591	***80.7***	2:52.050		91.06	0.994	13:16:06.935
2 -	***49.838***	***123.5***	1:18.397	85.8	45.278	80.3	2:53.513		90.29	2.457	13:19:00.448
3 -	50.232	114.5	1:16.790	86.5	44.629	80.5	2:51.651	**(3)**	91.27	0.595	13:21:52.099
4 -	50.002	116.9	1:16.729	***87.1***	***44.461***	80.5	2:51.192	**(2)**	91.52	0.136	13:24:43.291
5 -	49.883	122.2	1:18.580	81.7	48.704	79.9	2:57.167		88.43	6.111	13:27:40.458
6 -	50.269	116.7	***1:16.102***	85.5	44.685	80.6	***2:51.056***	**(1)**	***91.59***		***13:30:31.514***

P24 11 310R Andrew PERRY — Caterham 310R - DPR Motorsport

IDEAL LAP TIME : 2:50.931 BEST LAP TIME : 2:51.086 DIFFERENCE : 0.155

LAP	SECTOR 1		SECTOR 2		SECTOR 3		LAP TIME		MPH	DIFF	TIME OF DAY
1 -	50.914	116.3	1:17.343	85.2	45.544	79.9	2:53.801		90.14	2.715	13:16:25.688
2 -	50.981	116.5	1:18.958	84.5	45.127	80.4	2:55.066		89.49	3.980	13:19:20.754
3 -	50.171	***119.1***	1:17.158	85.2	44.915	80.0	2:52.244	**(3)**	90.96	1.158	13:22:12.998
4 -	50.593	116.5	***1:16.656***	84.7	44.633	***81.0***	2:51.882	**(2)**	91.15	0.796	13:25:04.880
5 -	50.925	116.3	1:19.713	81.0	47.747	80.9	2:58.385		87.82	7.299	13:28:03.265
6 -	***50.007***	116.5	1:16.811	***86.0***	***44.268***	80.0	***2:51.086***	**(1)**	***91.57***		***13:30:54.351***

P25 30 310R Ben GILLIAS — Caterham 310R -

IDEAL LAP TIME : 2:49.985 BEST LAP TIME : 2:51.108 DIFFERENCE : 1.123

LAP	SECTOR 1		SECTOR 2		SECTOR 3		LAP TIME		MPH	DIFF	TIME OF DAY
1 -	50.578	116.3	1:17.332	83.9	47.820	79.6	2:55.730		89.15	4.622	13:16:19.035
2 -	51.010	116.3	1:18.360	85.4	44.831	79.9	2:54.201		89.93	3.093	13:19:13.236
3 -	50.515	121.7	1:16.398	85.7	44.821	72.3	2:51.734	**(3)**	91.23	0.626	13:22:04.970
4 -	50.935	116.7	1:16.385	***86.7***	***43.788***	81.2	***2:51.108***	**(1)**	***91.56***		***13:24:56.078***
5 -	***49.829***	***122.6***	1:18.133	84.6	46.694	***81.7***	2:54.656		89.70	3.548	13:27:50.734
6 -	50.890	116.7	***1:16.368***	85.7	44.278	81.6	2:51.536	**(2)**	91.33	0.428	13:30:42.270

P26 77 310R Gordon SAWYER — Caterham 310R - DPR Motorsport

IDEAL LAP TIME : BEST LAP TIME : 2:51.263 DIFFERENCE :

LAP	SECTOR 1		SECTOR 2		SECTOR 3		LAP TIME		MPH	DIFF	TIME OF DAY
1 -							2:52.384		90.88	1.121	13:16:49.261
2 -							2:53.479		90.31	2.216	13:19:42.740
3 -							2:51.655	**(2)**	91.27	0.392	13:22:34.395
4 -							2:52.167	**(3)**	91.00	0.904	13:25:26.562
5 -							2:55.744		89.14	4.481	13:28:22.306
6 -							***2:51.263***	**(1)**	***91.48***		***13:31:13.569***

Weather / Track : Overcast / Dry

Spa-Francorchamps
Circuit Length = 4.3520 miles
Start: 13:10 Flag 13:29 End: 13:32

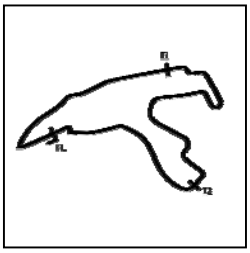

Avon Tyres Seven 420R & Santander Caterham Seven 310R Championships

QUALIFYING - SECTOR ANALYSIS

SECTOR 1 = FL to I1, SECTOR 2 = I1 to I2, SECTOR 3 = I2 to FL, DIFF = Difference To Personal Best Lap, P = Crossed Finish Line in Pit Lane, D = Time Disallowed

P27 88 310R Pete WALTERS

Caterham 310R -

IDEAL LAP TIME : 2:50.172 BEST LAP TIME : 2:51.509 DIFFERENCE : 1.337

LAP	SECTOR 1		SECTOR 2		SECTOR 3		LAP TIME		MPH	DIFF	TIME OF DAY
1 -	50.432	116.9	1:17.012	86.2	***44.224***	80.6	2:51.668	**(2)**	91.26	0.159	13:16:08.056
2 -	49.943	123.1	1:17.786	84.9	45.118	80.1	2:52.847		90.64	1.338	13:19:00.903
3 -	***49.621***	120.6	1:16.683	85.4	45.205	***80.9***	***2:51.509***	**(1)**	***91.35***		***13:21:52.412***
4 -	50.035	***124.0***	1:16.799	86.0	45.192	70.9	2:52.026	**(3)**	91.07	0.517	13:24:44.438
5 -	50.444	121.5	***1:16.327***	***86.3***	45.256	80.8	2:52.027		91.07	0.518	13:27:36.465
6 -	49.736	123.1	1:16.798	86.0	46.822	75.1	2:53.356		90.37	1.847	13:30:29.821

P28 48 310R Tom GRENSINGER

Caterham 310R -

IDEAL LAP TIME : 2:50.291 BEST LAP TIME : 2:51.585 DIFFERENCE : 1.294

LAP	SECTOR 1		SECTOR 2		SECTOR 3		LAP TIME		MPH	DIFF	TIME OF DAY
1 -	50.130	119.6	1:17.129	85.3	44.778	79.0	2:52.037	**(2)**	91.07	0.452	13:16:06.045
2 -	50.637	116.7	1:17.973	86.3	45.284	78.6	2:53.894		90.09	2.309	13:18:59.939
3 -	50.681	116.1	1:17.100	86.9	44.309	75.8	2:52.090	**(3)**	91.04	0.505	13:21:52.029
4 -	50.681	122.2	***1:16.795***	***87.0***	***44.109***	***81.0***	***2:51.585***	**(1)**	***91.31***		***13:24:43.614***
5 -	***49.387***	***122.6***	1:17.502	86.7	45.279	78.6	2:52.168		91.00	0.583	13:27:35.782
6 -	50.550	118.9	1:16.931	86.1	45.316	79.2	2:52.797		90.66	1.212	13:30:28.579

P29 74 310R James BEARDWELL

Caterham 310R -

IDEAL LAP TIME : 2:51.597 BEST LAP TIME : 2:51.597 DIFFERENCE : 0.000

LAP	SECTOR 1		SECTOR 2		SECTOR 3		LAP TIME		MPH	DIFF	TIME OF DAY
1 -	51.871	115.5	1:17.908	85.3	44.795	79.3	2:54.574		89.74	2.977	13:16:44.725
2 -	50.516	116.9	1:20.025	81.0	46.687	80.8	2:57.228		88.40	5.631	13:19:41.953
3 -	***49.994***	118.3	***1:17.046***	84.9	***44.557***	80.2	***2:51.597***	**(1)**	***91.30***		***13:22:33.550***
4 -	50.624	113.7	1:18.446	79.7	45.446	***80.9***	2:54.516	**(3)**	89.77	2.919	13:25:28.066
5 -	50.145	119.8	1:17.593	***87.4***	44.563	80.1	2:52.301	**(2)**	90.93	0.704	13:28:20.367
6 -	53.708	***123.5***	1:17.364	84.9	46.038	65.0	2:57.110		88.46	5.513	13:31:17.477

P30 25 310R Jay MCCORMACK

Caterham 310R -

IDEAL LAP TIME : 2:50.915 BEST LAP TIME : 2:51.803 DIFFERENCE : 0.888

LAP	SECTOR 1		SECTOR 2		SECTOR 3		LAP TIME		MPH	DIFF	TIME OF DAY
1 -	51.127	***127.5***	***1:16.662***	86.2	44.661	80.4	2:52.450		90.85	0.647	13:16:01.642
2 -	50.118	119.4	1:17.646	85.2	45.184	79.7	2:52.948		90.59	1.145	13:18:54.590
3 -	50.422	116.9	1:16.797	86.1	***44.584***	80.4	***2:51.803***	**(1)**	***91.19***		***13:21:46.393***
4 -	50.301	121.1	1:17.042	85.8	44.898	79.4	2:52.241	**(2)**	90.96	0.438	13:24:38.634
5 -	50.914	99.5	1:19.227	85.3	46.142	81.2	2:56.283		88.87	4.480	13:27:34.917
6 -	***49.669***	123.1	1:17.457	***86.3***	45.211	79.7	2:52.337	**(3)**	90.91	0.534	13:30:27.254

P31 28 310R Harry SENIOR

Caterham 310R -

IDEAL LAP TIME : 2:51.262 BEST LAP TIME : 2:51.946 DIFFERENCE : 0.684

LAP	SECTOR 1		SECTOR 2		SECTOR 3		LAP TIME		MPH	DIFF	TIME OF DAY
1 -	50.313	***120.6***	1:17.670	84.7	44.584	79.2	2:52.567	**(3)**	90.79	0.621	13:16:00.273
2 -	50.924	114.9	1:18.624	84.9	45.037	80.1	2:54.585		89.74	2.639	13:18:54.858
3 -	***50.000***	118.7	1:17.336	86.4	44.610	79.7	***2:51.946***	**(1)**	***91.11***		***13:21:46.804***
4 -	50.457	120.0	1:18.480	***87.0***	***44.096***	80.1	2:53.033		90.54	1.087	13:24:39.837
5 -	50.767	115.3	***1:17.166***	85.7	44.433	79.8	2:52.366	**(2)**	90.89	0.420	13:27:32.203
6 -	50.625	120.4	1:18.540	86.2	46.474	79.7	2:55.639		89.20	3.693	13:30:27.842

Weather / Track : Overcast / Dry

Spa-Francorchamps
Circuit Length = 4.3520 miles
Start: 13:10 Flag 13:29 End: 13:32

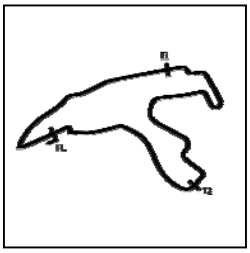

Avon Tyres Seven 420R & Santander Caterham Seven 310R Championships

QUALIFYING - SECTOR ANALYSIS

SECTOR 1 = FL to I1, SECTOR 2 = I1 to I2, SECTOR 3 = I2 to FL, DIFF = Difference To Personal Best Lap, P = Crossed Finish Line in Pit Lane, D = Time Disallowed

P32 110 310R John SHIVERAL — Caterham 310R -

IDEAL LAP TIME : 2:51.786 BEST LAP TIME : 2:51.962 DIFFERENCE : 0.176

LAP	SECTOR 1		SECTOR 2		SECTOR 3		LAP TIME		MPH	DIFF	TIME OF DAY
1 -	51.435	116.1	1:17.457	85.4	45.426	79.3	2:54.318	(3)	89.87	2.356	13:16:40.122
2 -	50.785	111.6	1:25.032	83.3	48.292	79.9	3:04.109		85.09	12.147	13:19:44.231
3 -	50.862	116.9	1:17.957	86.2	45.559	80.9	2:54.378		89.84	2.416	13:22:38.609
4 -	50.905	112.0	1:18.508	***87.1***	44.493	80.3	2:53.906	(2)	90.09	1.944	13:25:32.515
5 -	50.292	116.5	***1:17.263***	85.3	***44.407***	***81.2***	***2:51.962***	(1)	***91.11***		***13:28:24.477***
6 -	***50.116***	***122.2***	1:19.261	84.9	45.332	80.3	2:54.709		89.67	2.747	13:31:19.186

P33 115 310R David YATES — Caterham 310R -

IDEAL LAP TIME : 2:51.133 BEST LAP TIME : 2:52.355 DIFFERENCE : 1.222

LAP	SECTOR 1		SECTOR 2		SECTOR 3		LAP TIME		MPH	DIFF	TIME OF DAY
1 -	51.351	106.5	1:18.945	86.5	***44.243***	80.4	2:54.539		89.76	2.184	13:16:45.600
2 -	***50.181***	117.3	1:19.664	81.3	46.009	80.2	2:55.854		89.09	3.499	13:19:41.454
3 -	50.541	114.5	1:17.291	***87.2***	44.523	***82.3***	***2:52.355***	(1)	***90.90***		***13:22:33.809***
4 -	50.336	***117.9***	1:18.212	78.5	45.083	80.8	2:53.631		90.23	1.276	13:25:27.440
5 -	50.255	114.7	1:17.711	86.7	45.337	81.4	2:53.303	(3)	90.40	0.948	13:28:20.743
6 -	51.081	116.9	***1:16.709***	85.2	44.908	80.1	2:52.698	(2)	90.72	0.343	13:31:13.441

P34 6 310R Richard LAMBERT — Caterham 310R - Axtrom Ltd

IDEAL LAP TIME : 2:52.270 BEST LAP TIME : 2:52.588 DIFFERENCE : 0.318

LAP	SECTOR 1		SECTOR 2		SECTOR 3		LAP TIME		MPH	DIFF	TIME OF DAY
1 -	50.442	115.3	1:20.234	85.1	45.552	***80.7***	2:56.228		88.90	3.640	13:15:55.385
2 -	***50.095***	116.9	1:19.992	82.5	45.771	78.8	2:55.858		89.09	3.270	13:18:51.243
3 -	50.259	***118.9***	1:17.854	85.9	***44.475***	78.4	***2:52.588***	(1)	***90.77***		***13:21:43.831***
4 -	50.450	116.5	1:17.925	85.0	44.836	79.2	2:53.211	(2)	90.45	0.623	13:24:37.042
5 -	50.758	117.3	***1:17.700***	85.5	45.203	77.7	2:53.661	(3)	90.21	1.073	13:27:30.703
6 -	51.599	115.7	1:18.204	84.4	47.049	76.3	2:56.852		88.59	4.264	13:30:27.555

P35 67 310R Douglas CHRISTIE — Caterham 310R - DPR Motorsport

IDEAL LAP TIME : 2:52.361 BEST LAP TIME : 2:52.709 DIFFERENCE : 0.348

LAP	SECTOR 1		SECTOR 2		SECTOR 3		LAP TIME		MPH	DIFF	TIME OF DAY
1 -	50.242	***120.4***	1:19.068	85.8	***44.608***	79.7	2:53.918	(2)	90.08	1.209	13:16:06.703
2 -	50.198	120.0	1:19.693	85.0	44.786	80.7	2:54.677		89.69	1.968	13:19:01.380
3 -	***49.941***	120.2	***1:17.812***	85.4	44.956	79.6	***2:52.709***	(1)	***90.71***		***13:21:54.089***
4 -	50.616	115.9	1:18.121	85.2	45.581	81.0	2:54.318	(3)	89.87	1.609	13:24:48.407
5 -	50.733	115.1	1:19.059	85.1	45.922	80.0	2:55.714		89.16	3.005	13:27:44.121
6 -	51.747	117.5	1:18.076	84.6	46.240	79.7	2:56.063		88.98	3.354	13:30:40.184

P36 66 310R Jake SWANN-DIXON — Caterham 310R -

IDEAL LAP TIME : 2:52.084 BEST LAP TIME : 2:52.872 DIFFERENCE : 0.788

LAP	SECTOR 1		SECTOR 2		SECTOR 3		LAP TIME		MPH	DIFF	TIME OF DAY
1 -	50.252	113.3	1:18.329	***87.0***	46.169	80.1	2:54.750		89.65	1.878	13:15:52.962
2 -	***49.797***	***125.9***	1:18.041	86.5	45.034	79.0	***2:52.872***	(1)	***90.63***		***13:18:45.834***
3 -	51.064	119.1	1:18.225	86.3	***44.802***	78.6	2:54.091	(3)	89.99	1.219	13:21:39.925
4 -	51.146	115.5	***1:17.485***	85.2	45.426	78.6	2:54.057	(2)	90.01	1.185	13:24:33.982
5 -	52.412	111.2	1:18.691	83.4	45.927	79.8	2:57.030		88.50	4.158	13:27:31.012
6 -	51.405	114.7	1:18.668	86.4	46.514	79.9	2:56.587		88.72	3.715	13:30:27.599

Weather / Track : Overcast / Dry

Spa-Francorchamps
Circuit Length = 4.3520 miles
Start: 13:10 Flag 13:29 End: 13:32

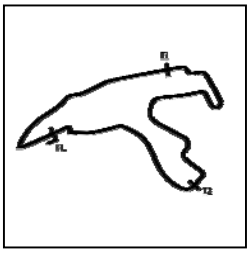

Avon Tyres Seven 420R & Santander Caterham Seven 310R Championships

QUALIFYING - SECTOR ANALYSIS

SECTOR 1 = FL to I1, SECTOR 2 = I1 to I2, SECTOR 3 = I2 to FL, DIFF = Difference To Personal Best Lap, P = Crossed Finish Line in Pit Lane, D = Time Disallowed

P37 27 310R Matt TOPHAM — Caterham 310R -

IDEAL LAP TIME : BEST LAP TIME : 2:52.882 DIFFERENCE :

LAP	SECTOR 1	SECTOR 2	SECTOR 3	LAP TIME	MPH	DIFF	TIME OF DAY
1 -				2:57.093	88.47	4.211	13:15:54.271
2 -				***2:52.882*** **(1)**	***90.62***		***13:18:47.153***
3 -				2:57.779	88.12	4.897	13:21:44.932
4 -				2:56.445	88.79	3.563	13:24:41.377
5 -				2:54.517 **(3)**	89.77	1.635	13:27:35.894
6 -				2:52.964 **(2)**	90.58	0.082	13:30:28.858

P38 8 310R Simon SHARROCK — Caterham 310R -

IDEAL LAP TIME : 2:52.774 BEST LAP TIME : 2:53.207 DIFFERENCE : 0.433

LAP	SECTOR 1		SECTOR 2		SECTOR 3		LAP TIME	MPH	DIFF	TIME OF DAY
1 -	50.719	116.3	1:19.326	85.4	45.347	80.3	2:55.392	89.32	2.185	13:16:21.464
2 -	51.394	116.3	1:18.677	86.2	***44.868***	79.3	2:54.939 **(3)**	89.55	1.732	13:19:16.403
3 -	***50.160***	***121.7***	***1:17.746***	85.9	45.301	79.7	***2:53.207*** **(1)**	***90.45***		***13:22:09.610***
4 -	51.008	116.7	1:18.661	85.3	45.297	79.0	2:54.966	89.54	1.759	13:25:04.576
5 -	51.202	116.7	1:20.018	83.8	45.319	79.7	2:56.539	88.74	3.332	13:28:01.115
6 -	50.622	117.9	1:17.783	***86.5***	44.961	***81.9***	2:53.366 **(2)**	90.37	0.159	13:30:54.481

P39 29 310R Tim CHILD — Caterham 310R -

IDEAL LAP TIME : 2:52.966 BEST LAP TIME : 2:53.298 DIFFERENCE : 0.332

LAP	SECTOR 1		SECTOR 2		SECTOR 3		LAP TIME	MPH	DIFF	TIME OF DAY
1 -	52.014	115.7	1:18.721	86.2	45.943	79.8	2:56.678	88.67	3.380	13:16:46.420
2 -	50.605	116.5	1:19.314	***87.0***	46.158	81.0	2:56.077	88.98	2.779	13:19:42.497
3 -	50.993	115.5	***1:17.788***	86.4	44.981	79.1	2:53.762 **(2)**	90.16	0.464	13:22:36.259
4 -	***50.331***	***118.5***	1:18.624	86.1	45.163	79.6	2:54.118 **(3)**	89.98	0.820	13:25:30.377
5 -	50.632	116.7	1:17.819	86.5	***44.847***	***81.8***	***2:53.298*** **(1)**	***90.40***		***13:28:23.675***
6 -	54.032	116.1	1:19.441	85.0	52.607	70.3	3:06.080	84.19	12.782	13:31:29.755

P40 12 310R Andy WHITTON — Caterham 310R -

IDEAL LAP TIME : 2:52.940 BEST LAP TIME : 2:53.364 DIFFERENCE : 0.424

LAP	SECTOR 1		SECTOR 2		SECTOR 3		LAP TIME	MPH	DIFF	TIME OF DAY
1 -	50.296	120.2	1:20.572	85.5	45.289	79.7	2:56.157	88.94	2.793	13:16:08.841
2 -	50.417	***121.3***	1:18.242	85.4	***44.705***	80.0	***2:53.364*** **(1)**	***90.37***		***13:19:02.205***
3 -	50.406	117.7	***1:18.140***	***86.0***	45.182	76.1	2:53.728 **(3)**	90.18	0.364	13:21:55.933
4 -	50.480	118.3	1:18.228	85.7	44.886	***80.1***	2:53.594 **(2)**	90.25	0.230	13:24:49.527
5 -	***50.095***	119.1	1:19.184	85.4	46.357	***80.1***	2:55.636	89.20	2.272	13:27:45.163
6 -	51.966	112.4	1:18.689	85.7	45.360	71.3	2:56.015	89.01	2.651	13:30:41.178

P41 79 310R Nathan BELL — Caterham 310R -

IDEAL LAP TIME : 2:52.870 BEST LAP TIME : 2:53.438 DIFFERENCE : 0.568

LAP	SECTOR 1		SECTOR 2		SECTOR 3		LAP TIME	MPH	DIFF	TIME OF DAY
1 -	51.648	114.7	1:18.551	85.1	45.469	***79.8***	2:55.668	89.18	2.230	13:15:51.232
2 -	***50.268***	***121.5***	1:18.970	83.6	46.280	78.8	2:55.518	89.26	2.080	13:18:46.750
3 -	50.555	113.9	1:18.215	85.4	***44.668***	79.7	***2:53.438*** **(1)**	***90.33***		***13:21:40.188***
4 -	51.820	117.7	***1:17.934***	85.5	45.633	79.7	2:55.387 **(3)**	89.33	1.949	13:24:35.575
5 -	50.694	116.7	1:18.456	84.6	46.953	79.5	2:56.103	88.96	2.665	13:27:31.678
6 -	50.878	121.1	1:18.242	***86.1***	45.128	79.2	2:54.248 **(2)**	89.91	0.810	13:30:25.926

Weather / Track : Overcast / Dry

Spa-Francorchamps
Circuit Length = 4.3520 miles
Start: 13:10 Flag 13:29 End: 13:32

Avon Tyres Seven 420R & Santander Caterham Seven 310R Championships

QUALIFYING - SECTOR ANALYSIS

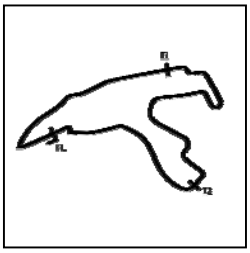

SECTOR 1 = FL to I1, SECTOR 2 = I1 to I2, SECTOR 3 = I2 to FL, DIFF = Difference To Personal Best Lap, P = Crossed Finish Line in Pit Lane, D = Time Disallowed

P42 18 310R Dave BULLOCK

Caterham 310R -

IDEAL LAP TIME : 2:53.022 BEST LAP TIME : 2:53.455 DIFFERENCE : 0.433

LAP	SECTOR 1		SECTOR 2		SECTOR 3		LAP TIME	MPH	DIFF	TIME OF DAY
1 -	***50.170***	118.9	1:18.933	85.7	46.407	76.0	2:55.510 **(3)**	89.26	2.055	13:16:47.536
2 -	50.728	112.5	1:19.954	86.2	46.849	78.8	2:57.531	88.25	4.076	13:19:45.067
3 -	50.603	120.0	***1:17.855***	85.2	***44.997***	74.8	***2:53.455*** **(1)**	***90.32***		***13:22:38.522***
4 -	50.933	***122.0***	1:18.219	85.2	46.468	78.6	2:55.620	89.21	2.165	13:25:34.142
5 -	50.688	119.1	1:18.189	83.7	45.203	74.3	2:54.080 **(2)**	90.00	0.625	13:28:28.222
6 -	51.382	117.3	1:18.239	***86.4***	46.218	75.4	2:55.839	89.10	2.384	13:31:24.061

P43 38 310R Geoff PRICE

Caterham 310R -

IDEAL LAP TIME : 2:53.526 BEST LAP TIME : 2:53.526 DIFFERENCE : 0.000

LAP	SECTOR 1		SECTOR 2		SECTOR 3		LAP TIME	MPH	DIFF	TIME OF DAY
1 -	50.917	116.9	1:19.899	59.7	49.984	79.5	3:00.800	86.65	7.274	13:16:20.483
2 -	50.667	120.2	1:19.281	84.0	45.207	79.2	2:55.155	89.44	1.629	13:19:15.638
3 -	50.942	116.9	1:18.329	83.1	44.889	***81.0***	2:54.160 **(2)**	89.96	0.634	13:22:09.798
4 -	50.861	115.9	1:18.395	84.2	45.756	78.8	2:55.012 **(3)**	89.52	1.486	13:25:04.810
5 -	50.984	***122.6***	1:21.593	***85.5***	46.948	79.8	2:59.525	87.27	5.999	13:28:04.335
6 -	***50.575***	116.5	***1:18.119***	83.5	***44.832***	79.7	***2:53.526*** **(1)**	***90.28***		***13:30:57.861***

P44 153 310R Mark ROBERTS

Caterham 310R -

IDEAL LAP TIME : 2:53.475 BEST LAP TIME : 2:53.626 DIFFERENCE : 0.151

LAP	SECTOR 1		SECTOR 2		SECTOR 3		LAP TIME	MPH	DIFF	TIME OF DAY
1 -	50.716	108.9	1:20.701	84.7	45.721	80.8	2:57.138	88.44	3.512	13:15:55.145
2 -	***50.248***	118.7	1:19.249	85.9	45.491	79.5	2:54.988	89.53	1.362	13:18:50.133
3 -	50.716	118.3	1:18.239	86.1	45.520	80.7	2:54.475 **(3)**	89.79	0.849	13:21:44.608
4 -	50.698	117.7	1:18.255	84.6	45.362	80.7	2:54.315 **(2)**	89.88	0.689	13:24:38.923
5 -	50.399	115.5	***1:17.877***	85.7	***45.350***	***81.3***	***2:53.626*** **(1)**	***90.23***		***13:27:32.549***
6 -	50.947	***119.1***	1:18.989	85.9	45.736	78.9	2:55.672	89.18	2.046	13:30:28.221

P45 13 310R Michael OREILLY

Caterham 310R -

IDEAL LAP TIME : 2:53.193 BEST LAP TIME : 2:53.718 DIFFERENCE : 0.525

LAP	SECTOR 1		SECTOR 2		SECTOR 3		LAP TIME	MPH	DIFF	TIME OF DAY
1 -	51.084	110.0	1:20.048	83.6	47.389	79.8	2:58.521	87.76	4.803	13:15:56.001
2 -	50.721	116.5	1:19.944	84.3	45.439	78.9	2:56.104	88.96	2.386	13:18:52.105
3 -	50.501	116.9	1:18.240	85.4	***45.182***	79.7	2:53.923 **(2)**	90.08	0.205	13:21:46.028
4 -	50.800	115.1	1:18.299	86.7	45.603	79.5	2:54.702 **(3)**	89.68	0.984	13:24:40.730
5 -	***50.386***	115.3	1:18.399	87.1	47.171	79.6	2:55.956	89.04	2.238	13:27:36.686
6 -	50.758	***118.9***	***1:17.625***	***87.7***	45.335	70.6	***2:53.718*** **(1)**	***90.18***		***13:30:30.404***

P46 144 310R David RIDLEY

Caterham 310R -

IDEAL LAP TIME : 2:53.208 BEST LAP TIME : 2:54.258 DIFFERENCE : 1.050

LAP	SECTOR 1		SECTOR 2		SECTOR 3		LAP TIME	MPH	DIFF	TIME OF DAY
1 -	50.229	116.7	1:20.579	84.9	46.005	79.2	2:56.813	88.61	2.555	13:15:56.513
2 -	50.432	116.7	1:20.146	83.4	45.595	79.2	2:56.173	88.93	1.915	13:18:52.686
3 -	***50.183***	116.9	1:20.018	83.0	***45.108***	78.8	2:55.309 **(2)**	89.37	1.051	13:21:47.995
4 -	50.457	117.7	***1:17.917***	85.4	45.884	79.1	***2:54.258*** **(1)**	***89.90***		***13:24:42.253***
5 -	50.800	101.3	1:19.743	***86.2***	45.210	78.7	2:55.753	89.14	1.495	13:27:38.006
6 -	50.261	***120.2***	1:19.592	83.6	45.685	79.1	2:55.538 **(3)**	89.25	1.280	13:30:33.544

Weather / Track : Overcast / Dry

Spa-Francorchamps
Circuit Length = 4.3520 miles
Start: 13:10 Flag 13:29 End: 13:32

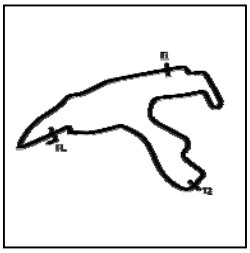

Avon Tyres Seven 420R & Santander Caterham Seven 310R Championships

QUALIFYING - SECTOR ANALYSIS

SECTOR 1 = FL to I1, SECTOR 2 = I1 to I2, SECTOR 3 = I2 to FL, DIFF = Difference To Personal Best Lap, P = Crossed Finish Line in Pit Lane, D = Time Disallowed

P47 70 310R Kevin COOPER

Caterham 310R -

IDEAL LAP TIME : 2:53.480 BEST LAP TIME : 2:54.314 DIFFERENCE : 0.834

LAP	SECTOR 1		SECTOR 2		SECTOR 3		LAP TIME		MPH	DIFF	TIME OF DAY
1 -	50.919	116.9	1:19.390	85.1	45.702	79.7	2:56.011		89.01	1.697	13:16:02.507
2 -	***50.413***	118.1	1:18.725	84.4	45.176	79.2	***2:54.314***	**(1)**	***89.88***		***13:18:56.821***
3 -	50.712	117.1	1:18.586	85.4	45.216	78.7	2:54.514	**(2)**	89.77	0.200	13:21:51.335
4 -	50.976	113.3	1:19.244	83.3	46.619	70.8	2:56.839		88.59	2.525	13:24:48.174
5 -	51.527	***119.1***	1:19.489	***85.5***	45.320	***80.3***	2:56.336		88.85	2.022	13:27:44.510
6 -	52.025	117.3	***1:18.261***	85.1	***44.806***	78.5	2:55.092	**(3)**	89.48	0.778	13:30:39.602

P48 50 310R Greg HYATT

Caterham 310R -

IDEAL LAP TIME : 2:54.580 BEST LAP TIME : 2:54.580 DIFFERENCE : 0.000

LAP	SECTOR 1		SECTOR 2		SECTOR 3		LAP TIME		MPH	DIFF	TIME OF DAY
1 -	52.661	111.1	1:21.362	84.4	46.745	77.6	3:00.768		86.67	6.188	13:16:36.168
2 -	51.597	***117.3***	1:19.631	85.4	45.794	77.7	2:57.022		88.50	2.442	13:19:33.190
3 -	51.362	116.3	1:19.205	84.9	45.859	77.9	2:56.426	**(2)**	88.80	1.846	13:22:29.616
4 -	51.955	114.7	1:20.606	83.7	46.494	***79.6***	2:59.055		87.50	4.475	13:25:28.671
5 -	***50.595***	117.1	***1:18.675***	***85.8***	***45.310***	79.3	***2:54.580***	**(1)**	***89.74***		***13:28:23.251***
6 -	50.759	***117.3***	1:19.254	84.6	46.861	78.8	2:56.874	**(3)**	88.58	2.294	13:31:20.125

P49 94 310R Aman UPPAL

Caterham 310R -

IDEAL LAP TIME : 2:54.516 BEST LAP TIME : 2:54.604 DIFFERENCE : 0.088

LAP	SECTOR 1		SECTOR 2		SECTOR 3		LAP TIME		MPH	DIFF	TIME OF DAY
1 -	52.390	114.9	1:19.414	85.2	46.204	77.6	2:58.008		88.01	3.404	13:15:45.520
2 -	54.491	100.9	1:23.121	84.9	45.874	79.4	3:03.486		85.38	8.882	13:18:49.006
3 -	51.267	118.3	1:18.119	85.8	46.075	79.0	2:55.461	**(3)**	89.29	0.857	13:21:44.467
4 -	51.786	118.3	***1:18.105***	83.9	***45.248***	80.0	2:55.139	**(2)**	89.45	0.535	13:24:39.606
5 -	51.375	***119.6***	1:18.205	86.9	47.127	79.7	2:56.707		88.66	2.103	13:27:36.313
6 -	***51.163***	114.3	1:18.191	***87.2***	45.250	***81.3***	***2:54.604***	**(1)**	***89.73***		***13:30:30.917***

P50 52 310R Martin PRATT

Caterham 310R -

IDEAL LAP TIME : 2:54.215 BEST LAP TIME : 2:54.740 DIFFERENCE : 0.525

LAP	SECTOR 1		SECTOR 2		SECTOR 3		LAP TIME		MPH	DIFF	TIME OF DAY
1 -	***50.639***	***118.7***	1:22.442	84.4	46.421	75.8	2:59.502		87.28	4.762	13:16:11.093
2 -	51.825	114.5	1:19.826	85.1	46.013	76.7	2:57.664		88.18	2.924	13:19:08.757
3 -	51.489	113.5	1:18.759	84.8	45.865	76.6	2:56.113	**(3)**	88.96	1.373	13:22:04.870
4 -	51.544	118.1	1:18.420	***86.2***	***45.391***	78.0	2:55.355	**(2)**	89.34	0.615	13:25:00.225
5 -	51.865	116.5	1:19.955	85.3	46.046	78.3	2:57.866		88.08	3.126	13:27:58.091
6 -	51.163	116.7	***1:18.185***	85.1	45.392	***79.9***	***2:54.740***	**(1)**	***89.66***		***13:30:52.831***

P51 9 310R Caroline EVERETT

Caterham 310R -

IDEAL LAP TIME : 2:54.142 BEST LAP TIME : 2:54.748 DIFFERENCE : 0.606

LAP	SECTOR 1		SECTOR 2		SECTOR 3		LAP TIME		MPH	DIFF	TIME OF DAY
1 -	51.321	118.3	1:18.421	86.4	45.683	***80.6***	2:55.425		89.31	0.677	13:15:52.168
2 -	***50.581***	119.6	1:19.336	84.4	46.247	80.0	2:56.164		88.93	1.416	13:18:48.332
3 -	51.015	***120.2***	1:18.237	84.8	45.576	76.9	2:54.828	**(2)**	89.61	0.080	13:21:43.160
4 -	51.172	113.5	1:18.207	86.5	***45.369***	74.0	***2:54.748***	**(1)**	***89.65***		***13:24:37.908***
5 -	51.575	112.4	1:18.945	85.7	45.408	79.6	2:55.928		89.05	1.180	13:27:33.836
6 -	50.691	117.5	***1:18.192***	86.3	46.130	***80.6***	2:55.013	**(3)**	89.52	0.265	13:30:28.849

Weather / Track : Overcast / Dry

Spa-Francorchamps
Circuit Length = 4.3520 miles
Start: 13:10 Flag 13:29 End: 13:32

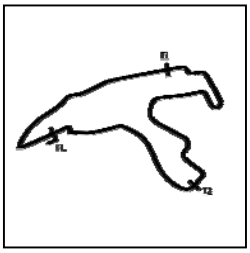

Avon Tyres Seven 420R & Santander Caterham Seven 310R Championships

QUALIFYING - SECTOR ANALYSIS

SECTOR 1 = FL to I1, SECTOR 2 = I1 to I2, SECTOR 3 = I2 to FL, DIFF = Difference To Personal Best Lap, P = Crossed Finish Line in Pit Lane, D = Time Disallowed

P52 21 310R Harry LANDY — Caterham 310R - DPR Motorsport

IDEAL LAP TIME : 2:54.398 BEST LAP TIME : 2:54.864 DIFFERENCE : 0.466

LAP	SECTOR 1		SECTOR 2		SECTOR 3		LAP TIME	MPH	DIFF	TIME OF DAY
1 -	51.515	116.5	1:18.877	84.8	45.321	78.5	2:55.713	89.16	0.849	13:16:59.993
2 -	50.989	115.7	1:20.002	***86.0***	45.418	78.3	2:56.409	88.81	1.545	13:19:56.402
3 -	51.297	115.7	1:19.499	85.7	45.087	78.6	2:55.883	89.07	1.019	13:22:52.285
4 -	***50.535***	***117.1***	1:19.640	85.0	45.122	78.4	2:55.297 **(2)**	89.37	0.433	13:25:47.582
5 -	51.001	116.7	***1:18.794***	85.5	***45.069***	78.7	***2:54.864*** **(1)**	***89.59***		***13:28:42.446***
6 -	51.457	116.7	1:18.909	85.3	45.330	78.4	2:55.696 **(3)**	89.17	0.832	13:31:38.142

P53 51 310R Mark DAVIES — Caterham 310R -

IDEAL LAP TIME : 2:54.236 BEST LAP TIME : 2:55.177 DIFFERENCE : 0.941

LAP	SECTOR 1		SECTOR 2		SECTOR 3		LAP TIME	MPH	DIFF	TIME OF DAY
1 -	53.744	***118.7***	1:18.917	84.6	45.376	78.6	2:58.037	88.00	2.860	13:16:05.205
2 -	51.633	110.5	1:21.232	***85.1***	***45.172***	79.2	2:58.037	88.00	2.860	13:19:03.242
3 -	***51.030***	117.1	1:18.701	***85.1***	45.516	78.7	2:55.247 **(2)**	89.40	0.070	13:21:58.489
4 -	51.315	116.9	1:18.973	84.5	45.543	78.4	2:55.831 **(3)**	89.10	0.654	13:24:54.320
5 -	51.639	115.1	1:18.565	85.0	45.820	78.8	2:56.024	89.00	0.847	13:27:50.344
6 -	51.699	***118.7***	***1:18.034***	83.3	45.444	79.5	***2:55.177*** **(1)**	***89.43***		***13:30:45.521***

P54 4 310R John STYRING — Caterham 310R -

IDEAL LAP TIME : 3:00.696 BEST LAP TIME : 2:55.702 DIFFERENCE : -4.994

LAP	SECTOR 1		SECTOR 2		SECTOR 3		LAP TIME	MPH	DIFF	TIME OF DAY
1 -	***52.839***	***116.9***		83.1		***80.0***	2:59.409	87.32	3.707	13:16:07.786
2 -					***45.344***		2:56.828	88.60	1.126	13:19:04.614
3 -				***89.2***	45.414		2:55.870 **(2)**	89.08	0.168	13:22:00.484
4 -					45.658		2:56.633 **(3)**	88.70	0.931	13:24:57.117
5 -				82.0	45.377		***2:55.702*** **(1)**	***89.17***		***13:27:52.819***
6 -							2:58.378	87.83	2.676	13:30:51.197

P55 169 310R Steve EVANS — Caterham 310R -

IDEAL LAP TIME : 2:56.053 BEST LAP TIME : 2:56.613 DIFFERENCE : 0.560

LAP	SECTOR 1		SECTOR 2		SECTOR 3		LAP TIME	MPH	DIFF	TIME OF DAY
1 -	52.804	114.9	1:22.005	84.9	47.073	78.1	3:01.882	86.14	5.269	13:16:34.697
2 -	53.321	110.3	1:21.046	84.0	46.506	77.4	3:00.873	86.62	4.260	13:19:35.570
3 -	52.521	113.3	1:20.282	82.2	46.575	***79.8***	2:59.378	87.34	2.765	13:22:34.948
4 -	***51.416***	114.1	1:19.228	***85.4***	45.969	78.5	***2:56.613*** **(1)**	***88.71***		***13:25:31.561***
5 -	52.137	117.3	***1:18.822***	84.9	***45.815***	79.2	2:56.774 **(2)**	88.63	0.161	13:28:28.335
6 -	52.029	***117.9***	1:19.214	82.6	45.915	77.9	2:57.158 **(3)**	88.43	0.545	13:31:25.493

P56 68 310R Chris WELCH — Caterham 310R -

IDEAL LAP TIME : 2:57.817 BEST LAP TIME : 2:57.817 DIFFERENCE : 0.000

LAP	SECTOR 1		SECTOR 2		SECTOR 3		LAP TIME	MPH	DIFF	TIME OF DAY
1 -	52.541	***116.9***	1:22.938	83.7	47.350	75.1	3:02.829	85.69	5.012	13:16:24.898
2 -	52.585	116.5	1:22.329	***84.0***	47.114	76.0	3:02.028	86.07	4.211	13:19:26.926
3 -	52.829	113.3	1:22.912	83.3	47.845	***77.6***	3:03.586	85.34	5.769	13:22:30.512
4 -	52.081	***116.9***	1:21.120	82.4	46.767	76.5	2:59.968 **(3)**	87.05	2.151	13:25:30.480
5 -	52.355	114.7	1:20.777	83.9	46.434	76.7	2:59.566 **(2)**	87.25	1.749	13:28:30.046
6 -	***51.555***	***116.9***	***1:20.199***	83.3	***46.063***	77.1	***2:57.817*** **(1)**	***88.11***		***13:31:27.863***

Weather / Track : Overcast / Dry

Spa-Francorchamps
Circuit Length = 4.3520 miles
Start: 13:10 Flag 13:29 End: 13:32

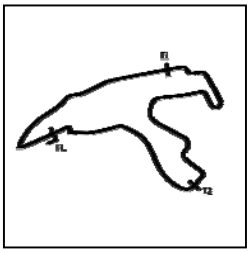

Avon Tyres Seven 420R & Santander Caterham Seven 310R Championships

QUALIFYING - SECTOR ANALYSIS

SECTOR 1 = FL to I1, SECTOR 2 = I1 to I2, SECTOR 3 = I2 to FL, DIFF = Difference To Personal Best Lap, P = Crossed Finish Line in Pit Lane, D = Time Disallowed

P57 122 310R Gary CURTIS Caterham 310R - DPR Motorsport

IDEAL LAP TIME : 2:57.276 BEST LAP TIME : 2:58.208 DIFFERENCE : 0.932

LAP	SECTOR 1		SECTOR 2		SECTOR 3		LAP TIME	MPH	DIFF	TIME OF DAY
1 -	***51.275***	***117.1***	1:21.139	68.0	47.727	77.8	3:00.141	86.97	1.933	13:16:18.434
2 -	52.293	***117.1***	1:21.877	84.0	***45.980***	78.2	3:00.150	86.96	1.942	13:19:18.584
3 -	51.621	116.9	***1:20.021***	83.7	46.566	***79.6***	***2:58.208*** **(1)**	***87.91***		***13:22:16.792***
4 -	52.045	116.9	1:20.678	84.0	45.994	78.6	2:58.717 **(2)**	87.66	0.509	13:25:15.509
5 -	52.171	116.9	1:21.103	83.4	46.072	78.3	2:59.346 **(3)**	87.35	1.138	13:28:14.855
6 -	51.872	116.3	1:20.633	84.2	47.090	79.4	2:59.595	87.23	1.387	13:31:14.450

P58 33 310R Surhid CHATTERJEE Caterham 310R -

IDEAL LAP TIME : 3:01.398 BEST LAP TIME : 3:01.655 DIFFERENCE : 0.257

LAP	SECTOR 1		SECTOR 2		SECTOR 3		LAP TIME	MPH	DIFF	TIME OF DAY
1 -	54.019	***114.9***	1:23.588	***81.6***	48.002	75.0	3:05.609	84.41	3.954	13:16:36.838
2 -	53.363	114.1	1:24.907	79.7	50.553	***77.2***	3:08.823	82.97	7.168	13:19:45.661
3 -	53.391	113.1	1:22.255	79.7	47.880	77.1	3:03.526	85.36	1.871	13:22:49.187
4 -	53.619	112.7	1:22.504	80.2	47.039	76.6	3:03.162 **(3)**	85.53	1.507	13:25:52.349
5 -	***53.153***	114.1	1:21.587	81.2	47.342	76.4	3:02.082 **(2)**	86.04	0.427	13:28:54.431
6 -	53.410	114.5	***1:21.473***	79.5	***46.772***	75.7	***3:01.655*** **(1)**	***86.24***		***13:31:56.086***

Weather / Track : Overcast / Dry

Spa-Francorchamps
Circuit Length = 4.3520 miles
Start: 13:10 Flag 13:29 End: 13:32

Avon Tyres Seven 420R & Santander Caterham Seven 310R Championships

QUALIFYING - WEATHER CONDITIONS

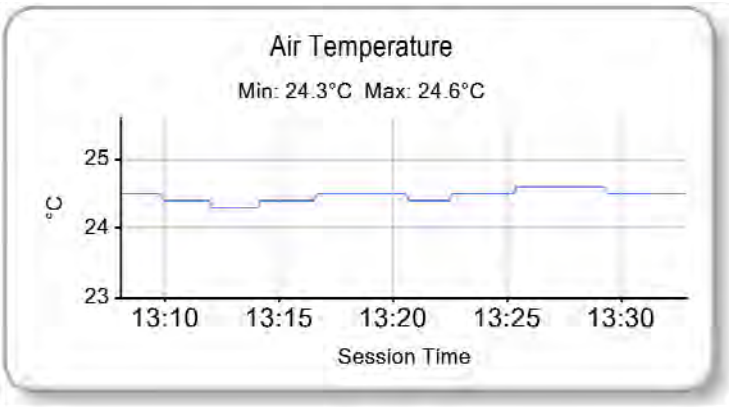

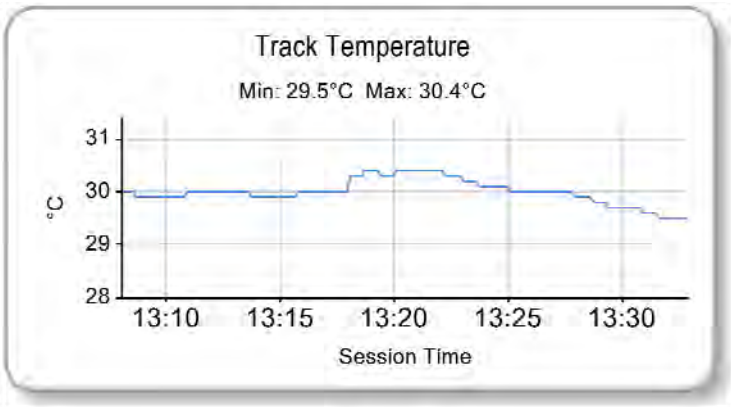

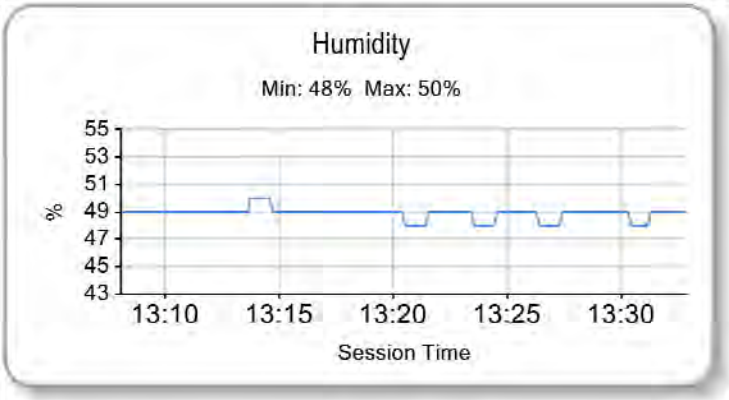

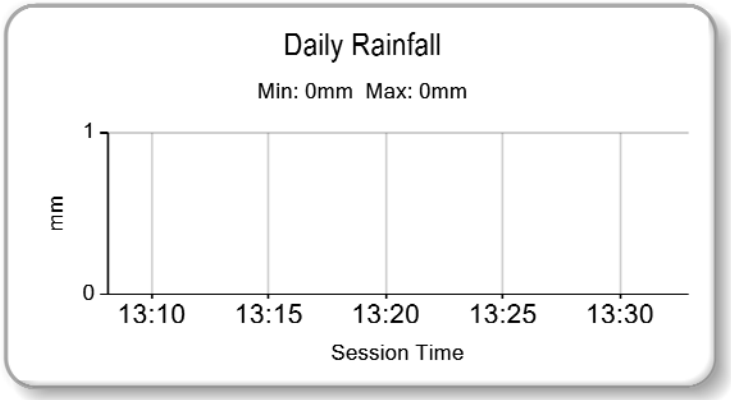

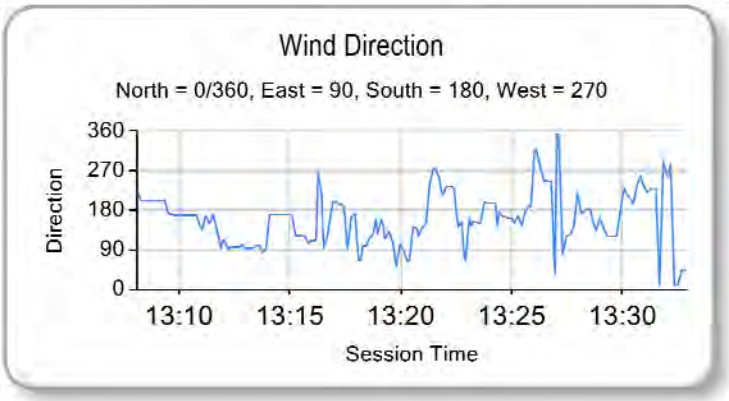

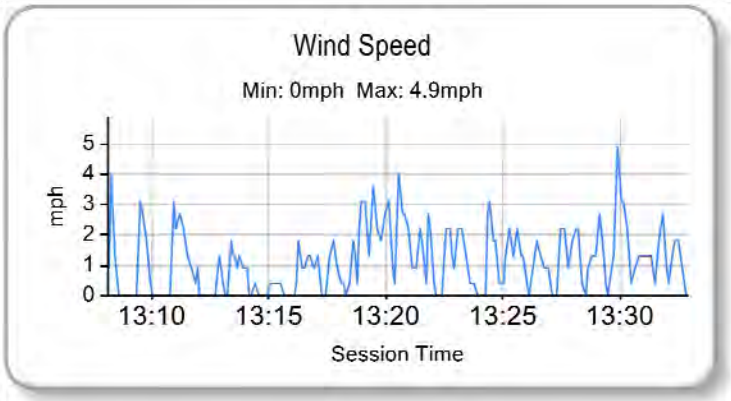

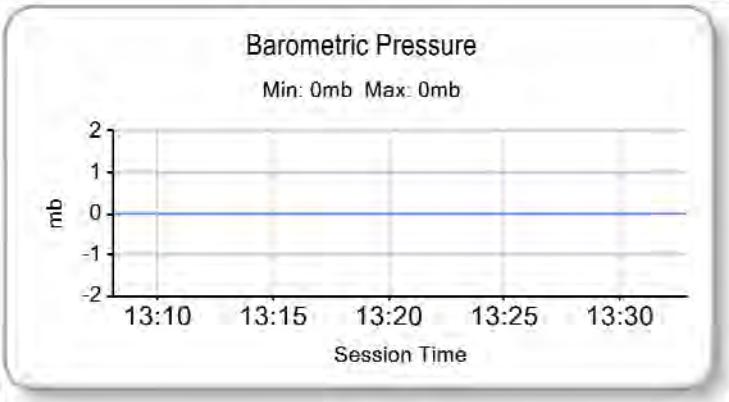

Weather / Track : Overcast / Dry

Spa-Francorchamps
Circuit Length = 4.3520 miles
Start: 13:10 Flag 13:29 End: 13:32

Results can be found at www.tsl-timing.com

Printed - 13:40 Saturday, 20 July 2019

Avon Tyres Seven 420R & Santander Caterham Seven 310R Championships

QUALIFYING - STATISTICS

Competitors Started	58
Planned Start	2019-07-20 @ 13:10:00.000
Actual Start	2019-07-20 @ 13:10:00.000
Finish Time	2019-07-20 @ 13:29:59.713
Track Length	4.3520mi.
Total Laps	349
Total Distance Covered	1518.8772mi.

Session Fastest Lap History

NO	CL	NAME	LAP TIME	TIME OF DAY	LAP	VEHICLE
7	420R	**Christopher HOY**	**2:46.567**	13:15:30.033	1	Caterham 420R
44	420R	**Timothy DICKENS**	**2:46.330**	13:15:30.726	1	Caterham 420R
93	420R	**Mike EVANS**	**2:45.647**	13:15:31.561	1	Caterham 420R
10	420R	**Henry HEATON**	**2:43.794**	13:16:10.658	1	Caterham 420R
3	420R	**John BYRNE**	**2:42.445**	13:18:33.782	2	Caterham 420R
5	420R	**David HENDERSON**	**2:42.087**	13:18:35.523	2	Caterham 420R
3	420R	**John BYRNE**	**2:41.836**	13:21:15.618	3	Caterham 420R
83	420R	**Matthew HIGGINSON**	**2:41.475**	13:21:16.375	3	Caterham 420R
5	420R	**David HENDERSON**	**2:41.194**	13:21:16.717	3	Caterham 420R
47	420R	**Alexander KOEBERLE**	**2:41.153**	13:21:17.003	3	Caterham 420R
19	420R	**Aaron HEAD**	**2:40.890**	13:21:57.014	3	Caterham 420R

Flag History

TYPE	TIME OF DAY
GREEN	13:10:00.000
FINISH	13:29:59.713

Flag Statistics

TYPE	COUNT	TOTAL LAPS	TOTAL TIME
Green	1	7	22:56.623
Red	0	0	0.000
Safety Car	0	0	0.000
FCY	0	0	0.000

Spa-Francorchamps
Circuit Length = 4.3520 miles
Start: 13:10 Flag 13:29 End: 13:32

Weather / Track : Overcast / Dry

These results are provisional until the conclusion of any judicial and technical matters.

Avon Tyres Seven 420R & Santander Caterham Seven 310R Championships

QUALIFYING - STATISTICS

CLASS : 310R

38 Starters

Fastest Lap History

NO	NAME	LAP TIME	TIME OF DAY	LAP	VEHICLE
94	**Aman UPPAL**	**2:58.008**	13:15:45.527	1	Caterham 310R
79	**Nathan BELL**	**2:55.668**	13:15:51.240	1	Caterham 310R
9	**Caroline EVERETT**	**2:55.425**	13:15:52.176	1	Caterham 310R
66	**Jake SWANN-DIXON**	**2:54.750**	13:15:52.969	1	Caterham 310R
28	**Harry SENIOR**	**2:52.567**	13:16:00.273	1	Caterham 310R
25	**Jay MCCORMACK**	**2:52.450**	13:16:01.651	1	Caterham 310R
48	**Tom GRENSINGER**	**2:52.037**	13:16:06.053	1	Caterham 310R
88	**Pete WALTERS**	**2:51.668**	13:16:08.064	1	Caterham 310R
91	**Lee BRISTOW**	**2:51.651**	13:21:52.099	3	Caterham 310R
88	**Pete WALTERS**	**2:51.509**	13:21:52.420	3	Caterham 310R
119	**Donald HENSHALL**	**2:51.472**	13:22:28.837	3	Caterham 310R
91	**Lee BRISTOW**	**2:51.192**	13:24:43.299	4	Caterham 310R
30	**Ben GILLIAS**	**2:51.108**	13:24:56.086	4	Caterham 310R
91	**Lee BRISTOW**	**2:51.056**	13:30:31.522	6	Caterham 310R
71	**Alan COOPER**	**2:50.081**	13:30:52.255	6	Caterham 310R

Spa-Francorchamps

Weather / Track : Overcast / Dry

Circuit Length = 4.3520 miles

These results are provisional until the conclusion of any judicial and technical matters.

Start: 13:10 Flag 13:29 End: 13:32

Avon Tyres Seven 420R & Santander Caterham Seven 310R Championships

QUALIFYING - STATISTICS

CLASS : 420R

20 Starters

Fastest Lap History

NO	NAME	LAP TIME	TIME OF DAY	LAP	VEHICLE
7	**Christopher HOY**	**2:46.567**	13:15:30.033	1	Caterham 420R
44	**Timothy DICKENS**	**2:46.330**	13:15:30.726	1	Caterham 420R
93	**Mike EVANS**	**2:45.647**	13:15:31.561	1	Caterham 420R
10	**Henry HEATON**	**2:43.794**	13:16:10.658	1	Caterham 420R
3	**John BYRNE**	**2:42.445**	13:18:33.782	2	Caterham 420R
5	**David HENDERSON**	**2:42.087**	13:18:35.523	2	Caterham 420R
3	**John BYRNE**	**2:41.836**	13:21:15.618	3	Caterham 420R
83	**Matthew HIGGINSON**	**2:41.475**	13:21:16.375	3	Caterham 420R
5	**David HENDERSON**	**2:41.194**	13:21:16.717	3	Caterham 420R
47	**Alexander KOEBERLE**	**2:41.153**	13:21:17.003	3	Caterham 420R
19	**Aaron HEAD**	**2:40.890**	13:21:57.014	3	Caterham 420R

Spa-Francorchamps

Weather / Track : Overcast / Dry

Circuit Length = 4.3520 miles

These results are provisional until the conclusion of any judicial and technical matters.

Start: 13:10 Flag 13:29 End: 13:32

Avon Tyres Seven 420R & Santander Caterham Seven 310R Championships

RACE 1 - GRID (30 minutes) - FINAL

ROW 29	57	122	2:58.208	Gary CURTIS	58	33	3:01.655	Surhid CHATTERJEE	
ROW 28	55	68	2:57.817	Chris WELCH	56	9	2:54.748	Caroline EVERETT	
ROW 27	53	4	2:55.702	John STYRING	54	169	2:56.613	Steve EVANS	
ROW 26	51	21	2:54.864	Harry LANDY	52	51	2:55.177	Mark DAVIES	
ROW 25	49	94	2:54.604	Aman UPPAL	50	52	2:54.740	Martin PRATT	
ROW 24	47	70	2:54.314	Kevin COOPER	48	50	2:54.580	Greg HYATT	
ROW 23	45	13	2:53.718	Michael OREILLY	46	144	2:54.258	David RIDLEY	
ROW 22	43	38	2:53.526	Geoff PRICE	44	153	2:53.626	Mark ROBERTS	
ROW 21	41	79	2:53.438	Nathan BELL	42	18	2:53.455	Dave BULLOCK	
ROW 20	39	29	2:53.298	Tim CHILD	40	12	2:53.364	Andy WHITTON	
ROW 19	37	27	2:52.882	Matt TOPHAM	38	8	2:53.207	Simon SHARROCK	
ROW 18	35	67	2:52.709	Douglas CHRISTIE	36	66	2:52.872	Jake SWANN-DIXON	
ROW 17	33	115	2:52.355	David YATES	34	6	2:52.588	Richard LAMBERT	
ROW 16	31	28	2:51.946	Harry SENIOR	32	110	2:51.962	John SHIVERAL	
ROW 15	29	74	2:51.597	James BEARDWELL	30	25	2:51.803	Jay MCCORMACK	
ROW 14	27	88	2:51.509	Pete WALTERS	28	48	2:51.585	Tom GRENSINGER	
ROW 13	25	30	2:51.108	Ben GILLIAS	26	77	2:51.263	Gordon SAWYER	
ROW 12	23	91	2:51.056	Lee BRISTOW	24	11	2:51.086	Andrew PERRY	
ROW 11	21	71	2:50.081	Alan COOPER	22	119	2:51.025	Donald HENSHALL	
ROW 10	19	34	2:46.892	Ian SPARSHOTT	20	73	2:48.072	Douglas THAIN	
ROW 9	17	58	2:45.264	Richard AINSCOUGH	18	53	2:46.742	Matthew WELCH	
ROW 8	15	45	2:43.774	Chris BATES	16	22	2:44.252	Paul BROWES	
ROW 7	13	7	2:43.669	Christopher HOY	14	80	2:43.768	Alex JORDAN	
ROW 6	11	55	2:43.562	Russ OLIVANT	12	24	2:43.596	Chris AUBREY	
ROW 5	9	93	2:43.225	Mike EVANS	10	23	2:43.510	Justin ARMSTRONG	
ROW 4	7	10	2:42.107	Henry HEATON	8	44	2:42.498	Timothy DICKENS	
ROW 3	5	3	2:41.836	John BYRNE	6	92	2:41.928	Jamie FALVEY	
ROW 2	3	5	2:41.194	David HENDERSON	4	83	2:41.475	Matthew HIGGINSON	
ROW 1	1	19	2:40.890	Aaron HEAD	2	47	2:41.153	Alexander KOEBERLE	

Pole

***Car 9 - 5 place grid penalty following previous round**

Spa-Francorchamps
Circuit Length = 4.3520 miles

Clerk Of Course :	Steward :	Timekeeper :

Results can be found at www.tsl-timing.com

Printed - 14:34 Saturday, 20 July 2019

Avon Tyres Seven 420R & Santander Caterham Seven 310R Championships

RACE 1 - CLASSIFICATION - FINAL

POS	NO	CL	PIC	NAME	ENTRY	LAPS	TIME	GAP	DIFF	MPH	BEST	ON
1	3	420R	1	John BYRNE	Caterham 420R - DW Motorsport	8	21:57.262			94.94	2:40.794	4
2	5 *	420R	2	David HENDERSON	Caterham 420R -	8	21:59.365	2.103	2.103	94.79	2:40.788	5
3	19	420R	3	Aaron HEAD	Caterham 420R - DPR Motorsport	8	22:00.079	2.817	0.714	94.74	2:40.998	4
4	47	420R	4	Alexander KOEBERLE	Caterham 420R -	8	22:01.794	4.532	1.715	94.61	2:40.804	4
5	83	420R	5	Matthew HIGGINSON	Caterham 420R - DW Motorsport	8	22:04.550	7.288	2.756	94.42	2:40.992	4
6	92	420R	6	Jamie FALVEY	Caterham 420R - DW Motorsport	8	22:11.337	14.075	6.787	93.93	2:41.250	5
7	10	420R	7	Henry HEATON	Caterham 420R -	8	22:12.616	15.354	1.279	93.84	2:41.317	4
8	23	420R	8	Justin ARMSTRONG	Caterham 420R -	8	22:16.530	19.268	3.914	93.57	2:41.637	3
9	45	420R	9	Chris BATES	Caterham 420R - DPR Motorsport	8	22:19.072	21.810	2.542	93.39	2:42.087	3
10	24	420R	10	Chris AUBREY	Caterham 420R -	8	22:24.492	27.230	5.420	93.02	2:43.662	2
11	44	420R	11	Timothy DICKENS	Caterham 420R -	8	22:26.160	28.898	1.668	92.90	2:43.390	2
12	93	420R	12	Mike EVANS	Caterham 420R -	8	22:32.612	35.350	6.452	92.46	2:43.268	3
13	55	420R	13	Russ OLIVANT	Caterham 420R - Anglo Aquatic	8	22:37.561	40.299	4.949	92.12	2:43.809	3
14	22	420R	14	Paul BROWES	Caterham 420R -	8	22:38.441	41.179	0.880	92.06	2:43.559	3
15	7	420R	15	Christopher HOY	Caterham 420R -	8	22:41.474	44.212	3.033	91.85	2:43.778	3
16	34	420R	16	Ian SPARSHOTT	Caterham 420R - DPR Motorsport	8	22:45.128	47.866	3.654	91.61	2:44.229	2
17	80	420R	17	Alex JORDAN	Caterham 420R - Alexson Homes/DPR Motorsport	8	22:46.951	49.689	1.823	91.49	2:43.320	2
18	53	420R	18	Matthew WELCH	Caterham 420R -	8	23:07.082	1:09.820	20.131	90.16	2:46.312	4
19	73	420R	19	Douglas THAIN	Caterham 420R -	8	23:25.218	1:27.956	18.136	89.00	2:47.365	5
20	48	310R	1	Tom GRENSINGER	Caterham 310R -	8	24:35.300	2:38.038	1:10.082	84.77	2:53.301	5
21	91	310R	2	Lee BRISTOW	Caterham 310R -	8	24:37.939	2:40.677	2.639	84.62	2:51.976	5
22	11	310R	3	Andrew PERRY	Caterham 310R - DPR Motorsport	8	24:40.813	2:43.551	2.874	84.45	2:53.729	3
23	77 *	310R	4	Gordon SAWYER	Caterham 310R - DPR Motorsport	8	24:52.829	2:55.567	12.016	83.77	2:53.297	5
24	25	310R	5	Jay MCCORMACK	Caterham 310R -	8	24:53.229	2:55.967	0.400	83.75	2:52.634	2
25	88	310R	6	Pete WALTERS	Caterham 310R -	8	24:53.997	2:56.735	0.768	83.71	2:53.450	5
26	27 *	310R	7	Matt TOPHAM	Caterham 310R -	8	24:54.996	2:57.734	0.999	83.65	2:53.787	3
27	30	310R	8	Ben GILLIAS	Caterham 310R -	8	24:55.488	2:58.226	0.492	83.62	2:53.231	5
28	66	310R	9	Jake SWANN-DIXON	Caterham 310R -	8	24:56.143	2:58.881	0.655	83.59	2:53.922	4
29	6	310R	10	Richard LAMBERT	Caterham 310R - Axtrom Ltd	8	24:58.604	3:01.342	2.461	83.45	2:53.859	2
30	29	310R	11	Tim CHILD	Caterham 310R -	8	24:59.214	3:01.952	0.610	83.42	2:53.815	2
31	28	310R	12	Harry SENIOR	Caterham 310R -	8	25:00.177	3:02.915	0.963	83.36	2:53.483	3
32	12	310R	13	Andy WHITTON	Caterham 310R -	8	25:00.833	3:03.571	0.656	83.33	2:53.869	4
33	110	310R	14	John SHIVERAL	Caterham 310R -	8	25:01.756	3:04.494	0.923	83.27	2:53.864	2
34	8	310R	15	Simon SHARROCK	Caterham 310R -	8	25:03.105	3:05.843	1.349	83.20	2:54.229	4
35	71	310R	16	Alan COOPER	Caterham 310R -	8	25:04.365	3:07.103	1.260	83.13	2:52.732	5
36	79	310R	17	Nathan BELL	Caterham 310R -	8	25:06.610	3:09.348	2.245	83.01	2:54.106	5
37	153	310R	18	Mark ROBERTS	Caterham 310R -	8	25:10.256	3:12.994	3.646	82.81	2:53.790	5
38	119	310R	19	Donald HENSHALL	Caterham 310R -	8	25:12.545	3:15.283	2.289	82.68	2:52.764	5
39	13	310R	20	Michael OREILLY	Caterham 310R -	8	25:13.981	3:16.719	1.436	82.60	2:54.716	5
40	70	310R	21	Kevin COOPER	Caterham 310R -	8	25:15.352	3:18.090	1.371	82.53	2:54.583	5
41	144	310R	22	David RIDLEY	Caterham 310R -	8	25:16.611	3:19.349	1.259	82.46	2:55.022	2
42	50	310R	23	Greg HYATT	Caterham 310R -	8	25:23.297	3:26.035	6.686	82.10	2:54.517	3
43	18	310R	24	Dave BULLOCK	Caterham 310R -	8	25:26.608	3:29.346	3.311	81.92	2:54.803	4
44	38	310R	25	Geoff PRICE	Caterham 310R -	8	25:27.191	3:29.929	0.583	81.89	2:54.936	3
45	9	310R	26	Caroline EVERETT	Caterham 310R -	8	25:28.311	3:31.049	1.120	81.83	2:54.837	3
46	52	310R	27	Martin PRATT	Caterham 310R -	8	25:29.690	3:32.428	1.379	81.75	2:56.092	3
47	51	310R	28	Mark DAVIES	Caterham 310R -	8	25:31.025	3:33.763	1.335	81.68	2:55.423	3
48	115	310R	29	David YATES	Caterham 310R -	8	25:31.462	3:34.200	0.437	81.66	2:53.210	5
49	21	310R	30	Harry LANDY	Caterham 310R - DPR Motorsport	8	25:32.737	3:35.475	1.275	81.59	2:53.674	3
50	4 *	310R	31	John STYRING	Caterham 310R -	8	25:34.789	3:37.527	2.052	81.48	2:55.797	2
51	169	310R	32	Steve EVANS	Caterham 310R -	8	25:36.693	3:39.431	1.904	81.38	2:56.569	3
52	67	310R	33	Douglas CHRISTIE	Caterham 310R - DPR Motorsport	8	25:38.172	3:40.910	1.479	81.30	2:53.549	4
53	122	310R	34	Gary CURTIS	Caterham 310R - DPR Motorsport	8	25:39.041	3:41.779	0.869	81.26	2:55.881	4
54	68	310R	35	Chris WELCH	Caterham 310R -	8	25:40.713	3:43.451	1.672	81.17	2:56.016	4
55	33	310R	36	Surhid CHATTERJEE	Caterham 310R -	7	22:53.595	1 Lap	1 Lap	79.64	3:06.213	3
					NOT CLASSIFIED							
DNF	74	310R		James BEARDWELL	Caterham 310R -	8	24:57.956	3:00.694	0.000	83.49	2:54.055	3
DNF	94	310R		Aman UPPAL	Caterham 310R -	4	12:18.766	4 Laps	4 Laps	84.45	2:54.579	4
DNF	58	420R		Richard AINSCOUGH	Caterham 420R -	4	17:36.403	4 Laps	5:17.637	59.06	2:50.751	1
					FASTEST LAP							

Weather / Track : Rain / Wet

Spa-Francorchamps
Circuit Length = 4.3520 miles
Start: 17:20 Flag 17:42 End: 17:54

Clerk Of Course :	Steward :	Timekeeper :

Avon Tyres Seven 420R & Santander Caterham Seven 310R Championships

RACE 1 - CLASSIFICATION - FINAL

5	420R	David HENDERSON	Caterham 420R -	**5**	2:40.788	97.44 mph	156.81 kph
91	310R	Lee BRISTOW	Caterham 310R -	**5**	2:51.976	91.10 mph	146.61 kph

***Cars 77 & 27 - please fit a working transponder**
***Car 5 - Transponder stopped working**
***Car 4 - Intermittent signal please check transponder connections**
***Car 74 - Not running at the showing of the red flag**

Weather / Track : Rain / Wet

Spa-Francorchamps
Circuit Length = 4.3520 miles
Start: 17:20 Flag 17:42 End: 17:54

Clerk Of Course :	Steward :	Timekeeper :

Avon Tyres Seven 420R & Santander Caterham Seven 310R Championships

RACE 1 - LAP CHART

LAP 1		@ 17:23:20.089	LAP 2		@ 17:26:01.565	LAP 3		@ 17:28:42.680	LAP 4		@ 17:31:23.474	LAP 5		@ 17:34:04.596
NO	BEHIND	LAP TIME	NO	BEHIND	LAP TIME	NO	BEHIND	LAP TIME	NO	BEHIND	LAP TIME	NO	BEHIND	LAP TIME
3		2:43.774	**3**		2:41.476	**3**		2:41.115	**3**		2:40.794	**3**		2:41.122
19	0.328	2:44.102	**19**	0.200	2:41.348	**19**	0.255	2:41.170	**19**	0.459	2:40.998	**19**	0.378	2:41.041
47	0.596	2:44.370	**5**	0.709	2:41.199	**47**	0.735	2:40.967	**47**	0.745	2:40.804	**47**	0.644	2:41.021
5	0.986	2:44.760	**47**	0.883	2:41.763	**5**	1.396	2:41.802	**5**	1.956	2:41.354	**5**	1.622	2:40.788
83	1.516	2:45.290	**83**	1.369	2:41.329	**83**	3.035	2:42.781	**83**	3.233	2:40.992	**83**	3.751	2:41.640
92	3.293	2:47.067	**10**	4.029	2:41.851	**92**	4.678	2:41.349	**10**	5.414	2:41.317	**92**	6.000	2:41.250
10	3.654	2:47.428	**92**	4.444	2:42.627	**10**	4.891	2:41.977	**92**	5.872	2:41.988	**10**	6.416	2:42.124
23	4.216	2:47.990	**23**	4.884	2:42.144	**23**	5.406	2:41.637	**23**	6.338	2:41.726	**23**	7.081	2:41.865
45	4.289	2:48.063	**45**	5.442	2:42.629	**45**	6.414	2:42.087	**45**	7.780	2:42.160	**45**	9.990	2:43.332
93	5.560	2:49.334	**44**	7.785	2:43.390	**44**	10.741	2:44.071	**44**	13.569	2:43.622	**44**	16.074	2:43.627
44	5.871	2:49.645	**24**	8.535	2:43.662	**93**	11.125	2:43.268	**93**	14.127	2:43.796	**93**	16.950	2:43.945
24	6.349	2:50.123	**93**	8.972	2:44.888	**24**	11.510	2:44.090	**24**	14.465	2:43.749	**24**	17.176	2:43.833
58	6.977	2:50.751	**80**	9.654	2:43.320	**80**	12.067	2:43.528	**80**	16.409	2:45.136	**55**	21.816	2:45.845
22	7.364	2:51.138	**22**	10.181	2:44.293	**22**	12.625	2:43.559	**7**	16.664	2:44.324	**22**	22.318	2:46.574
80	7.810	2:51.584	**7**	10.471	2:43.964	**7**	13.134	2:43.778	**22**	16.866	2:45.035	**80**	22.746	2:47.459
7	7.983	2:51.757	**55**	10.807	2:44.217	**55**	13.501	2:43.809	**55**	17.093	2:44.386	**7**	23.006	2:47.464
55	8.066	2:51.840	**34**	12.103	2:44.229	**34**	16.110	2:45.122	**34**	20.533	2:45.217	**34**	24.990	2:45.579
34	9.350	2:53.124	**58**	17.282	2:51.781 **P**	**53**	24.125	2:46.650	**53**	29.643	2:46.312	**53**	35.429	2:46.908
53	12.502	2:56.276	**53**	18.590	2:47.564	**73**	28.268	2:49.153	**73**	35.828	2:48.354	**73**	42.071	2:47.365
73	13.314	2:57.088	**73**	20.230	2:48.392	**25**	1:07.599	2:53.631	**25**	1:22.104	2:55.299	**58**	2 Laps	8:56.614
71	41.436	3:25.210	**48**	54.016	2:53.343	**119**	1:07.874	2:54.836	**11**	1:22.397	2:54.436	**91**	1:34.266	2:51.976
119	41.453	3:25.227	**119**	54.153	2:54.176	**91**	1:08.218	2:54.042	**48**	1:22.650	2:54.946	**71**	1:34.350	2:52.732
77	41.587	3:25.361	**25**	55.083	2:52.634	**48**	1:08.498	2:55.597	**71**	1:22.740	2:53.867	**48**	1:34.829	2:53.301
11	41.866	3:25.640	**91**	55.291	2:54.467	**11**	1:08.755	2:53.729	**91**	1:23.412	2:55.988	**119**	1:35.245	2:52.764
48	42.149	3:25.923	**30**	55.993	2:54.637	**74**	1:09.262	2:54.055	**77**	1:23.526	2:54.504	**25**	1:35.420	2:54.438
91	42.300	3:26.074	**11**	56.141	2:55.751	**88**	1:09.436	2:54.102	**119**	1:23.603	2:56.523	**77**	1:35.701	2:53.297
30	42.832	3:26.606	**74**	56.322	2:54.444	**71**	1:09.667	2:53.891	**66**	1:23.925	2:53.922	**115**	1:36.117	2:53.210
88	43.187	3:26.961	**88**	56.449	2:54.738	**115**	1:09.807	2:54.268	**115**	1:24.029	2:55.016	**88**	1:36.618	2:53.450
74	43.354	3:27.128	**77**	56.458	2:56.347	**77**	1:09.816	2:54.473	**88**	1:24.290	2:55.648	**11**	1:36.686	2:55.411
25	43.925	3:27.699	**115**	56.654	2:54.047	**30**	1:10.004	2:55.126	**74**	1:24.478	2:56.010	**30**	1:36.729	2:53.231
28	44.001	3:27.775	**71**	56.891	2:56.931	**27**	1:10.444	2:53.787	**30**	1:24.620	2:55.410	**74**	1:37.447	2:54.091
115	44.083	3:27.857	**110**	57.316	2:53.864	**66**	1:10.797	2:54.264	**28**	1:24.977	2:54.558	**66**	1:37.655	2:54.852
66	44.729	3:28.503	**66**	57.648	2:54.395	**28**	1:11.213	2:53.483	**27**	1:25.079	2:55.429	**27**	1:38.096	2:54.139
110	44.928	3:28.702	**27**	57.772	2:54.312	**110**	1:11.566	2:55.365	**29**	1:25.554	2:54.407	**29**	1:38.509	2:54.077
27	44.936	3:28.710	**6**	58.028	2:53.859	**29**	1:11.941	2:54.562	**110**	1:25.691	2:54.919	**28**	1:38.684	2:54.829
8	45.308	3:29.082	**8**	58.367	2:54.535	**6**	1:13.406	2:56.493	**6**	1:26.565	2:53.953	**110**	1:39.250	2:54.681
6	45.645	3:29.419	**29**	58.494	2:53.815	**12**	1:13.649	2:55.539	**12**	1:26.724	2:53.869	**6**	1:39.606	2:54.163
29	46.155	3:29.929	**28**	58.845	2:56.320	**8**	1:14.170	2:56.918	**67**	1:27.126	2:53.549	**12**	1:40.199	2:54.597
12	46.427	3:30.201	**12**	59.225	2:54.274	**67**	1:14.371	2:54.993	**8**	1:27.605	2:54.229	**8**	1:40.778	2:54.295
79	46.759	3:30.533	**153**	59.968	2:54.334	**153**	1:14.578	2:55.725	**21**	1:28.624	2:54.323	**67**	1:41.120	2:55.116
153	47.110	3:30.884	**79**	1:00.275	2:54.992	**79**	1:14.857	2:55.697	**153**	1:29.104	2:55.320	**21**	1:41.368	2:53.866
70	47.436	3:31.210	**67**	1:00.493	2:53.973	**21**	1:15.095	2:53.674	**70**	1:30.081	2:55.525	**153**	1:41.772	2:53.790
67	47.996	3:31.770	**70**	1:00.778	2:54.818	**70**	1:15.350	2:55.687	**79**	1:30.299	2:56.236	**79**	1:43.283	2:54.106
38	48.301	3:32.075	**38**	1:02.076	2:55.251	**38**	1:15.897	2:54.936	**38**	1:30.830	2:55.727	**70**	1:43.542	2:54.583
13	49.000	3:32.774	**13**	1:02.467	2:54.943	**13**	1:16.417	2:55.065	**13**	1:31.443	2:55.820	**13**	1:45.037	2:54.716
21	49.135	3:32.909	**21**	1:02.536	2:54.877	**50**	1:17.416	2:54.517	**94**	1:31.607	2:54.579	**38**	1:45.521	2:55.813
144	49.499	3:33.273	**144**	1:03.045	2:55.022	**94**	1:17.822	2:55.705	**50**	1:32.520	2:55.898	**50**	1:47.728	2:56.330
94	49.899	3:33.673	**94**	1:03.232	2:54.809	**144**	1:18.308	2:56.378	**144**	1:32.790	2:55.276	**144**	1:48.190	2:56.522
50	50.294	3:34.068	**50**	1:04.014	2:55.196	**18**	1:18.886	2:55.491	**18**	1:32.895	2:54.803	**18**	1:48.866	2:57.093
18	50.843	3:34.617	**18**	1:04.510	2:55.143	**4**	1:21.369	2:56.924	**9**	1:37.071	2:55.500	**9**	1:51.602	2:55.653
4	51.239	3:35.013	**4**	1:05.560	2:55.797	**9**	1:22.365	2:54.837	**4**	1:37.948	2:57.373	**4**	1:54.506	2:57.680
169	52.336	3:36.110	**9**	1:08.643	2:56.703	**169**	1:24.764	2:56.569	**52**	1:40.934	2:56.766	**51**	1:57.651	2:56.868
52	53.272	3:37.046	**169**	1:09.310	2:58.450	**52**	1:24.962	2:56.092	**51**	1:41.905	2:57.500	**52**	1:57.998	2:58.186
9	53.416	3:37.190	**52**	1:09.985	2:58.189	**51**	1:25.199	2:55.423	**169**	1:42.821	2:58.851	**122**	1:59.124	2:57.242
51	53.797	3:37.571	**122**	1:10.870	2:57.975	**122**	1:27.917	2:58.162	**122**	1:43.004	2:55.881	**169**	2:00.243	2:58.544
122	54.371	3:38.145	**51**	1:10.891	2:58.570	**68**	1:28.751	2:58.404	**68**	1:43.973	2:56.016	**68**	2:00.898	2:58.047
68	54.658	3:38.432	**68**	1:11.462	2:58.280	**33**	1:49.918	3:06.213	**33**	2:16.018	3:06.894	**33**	2:41.635	3:06.739
33	59.529	3:43.303	**33**	1:24.820	3:06.767									

Spa-Francorchamps
Circuit Length = 4.3520 miles
Start: 17:20 Flag 17:42 End: 17:54

Weather / Track : Rain / Wet

Avon Tyres Seven 420R & Santander Caterham Seven 310R Championships

RACE 1 - LAP CHART

LAP 6		@ 17:36:46.395	
NO	BEHIND	LAP TIME	
3		2:41.799	
19	0.276	2:41.697	
47	0.713	2:41.868	
5	1.395	2:41.572	
83	4.723	2:42.771	
92	7.098	2:42.897	
10	7.471	2:42.854	
23	7.837	2:42.555	
45	13.331	2:45.140	
24	19.948	2:44.571	
44	20.194	2:45.919	
93	21.206	2:46.055	
55	26.730	2:46.713	
80	27.630	2:46.683	
22	27.816	2:47.297	
7	28.038	2:46.831	
34	28.429	2:45.238	
53	44.057	2:50.427	
73	51.292	2:51.020	
58	2 Laps	2:57.257	P
48	1:48.210	2:55.180	
91	1:48.404	2:55.937	
71	1:48.598	2:56.047	
77	1:48.919	2:55.017	
25	1:49.370	2:55.749	
88	1:49.955	2:55.136	
11	1:50.413	2:55.526	
30	1:50.549	2:55.619	
66	1:51.953	2:56.097	
74	1:51.981	2:56.333	
27	1:52.272	2:55.975	
29	1:53.071	2:56.361	
28	1:54.017	2:57.132	
6	1:54.354	2:56.547	
110	1:54.526	2:57.075	
21	1:55.768	2:56.199	
12	1:55.808	2:57.408	
8	1:56.316	2:57.337	
67	1:56.539	2:57.218	
153	1:56.978	2:57.005	
79	1:58.931	2:57.447	
70	1:59.360	2:57.617	
13	2:02.854	2:59.616	
38	2:03.415	2:59.693	
144	2:03.931	2:57.540	
115	2:04.788	3:10.470	
119	2:06.600	3:13.154	
18	2:07.418	3:00.351	
50	2:07.672	3:01.743	
9	2:08.342	2:58.539	
52	2:15.190	2:58.991	
4	2:15.842	3:03.135	
51	2:16.116	3:00.264	
122	2:17.385	3:00.060	
169	2:17.512	2:59.068	
68	2:17.875	2:58.776	

LAP 7		@ 17:39:32.330	
NO	BEHIND	LAP TIME	
3		2:45.935	
5	0.699	2:45.239	
19	0.960	2:46.619	
47	1.439	2:46.661	
83	5.796	2:47.008	
23	10.900	2:48.998	
92	11.664	2:50.501	
10	11.940	2:50.404	
45	17.814	2:50.418	
24	22.948	2:48.935	
44	23.363	2:49.104	
33	1 Lap	3:11.885	
93	27.950	2:52.679	
55	30.558	2:49.763	
80	32.025	2:50.330	
22	32.313	2:50.432	
7	33.795	2:51.692	
34	34.607	2:52.113	
53	54.360	2:56.238	
73	1:02.851	2:57.494	
48	2:06.436	3:04.161	
91	2:06.749	3:04.280	
11	2:08.244	3:03.766	
77	2:09.120	3:06.136	
25	2:09.792	3:06.357	
88	2:09.900	3:05.880	
27	2:11.098	3:04.761	
30	2:11.904	3:07.290	
66	2:12.641	3:06.623	
74	2:13.025	3:06.979	
6	2:14.497	3:06.078	
29	2:15.598	3:08.462	
28	2:17.167	3:09.085	
12	2:17.736	3:07.863	
110	2:18.445	3:09.854	
8	2:18.628	3:08.247	
67	2:19.344	3:08.740	
71	2:22.196	3:19.533	
79	2:23.926	3:10.930	
153	2:27.532	3:16.489	
13	2:28.366	3:11.447	
119	2:28.586	3:07.921	
70	2:29.820	3:16.395	
144	2:30.390	3:12.394	
18	2:35.462	3:13.979	
50	2:36.192	3:14.455	
38	2:36.582	3:19.102	
9	2:37.303	3:14.896	
52	2:39.643	3:10.388	
51	2:41.359	3:11.178	
115	2:41.729	3:22.876	
21	2:45.392	3:35.559	
4	2:45.880	3:15.973	
169	2:47.307	3:15.730	
122	2:49.109	3:17.659	
68	2:49.671	3:17.731	

LAP 8		@ 17:42:33.577	
NO	BEHIND	LAP TIME	
3		3:01.247	
5	2.103	3:02.651	
19	2.817	3:03.104	
47	4.532	3:04.340	
83	7.288	3:02.739	
92	14.075	3:03.658	
10	15.354	3:04.661	
23	19.268	3:09.615	
45	21.810	3:05.243	
24	27.230	3:05.529	
44	28.898	3:06.782	
93	35.350	3:08.647	
55	40.299	3:10.988	
22	41.179	3:10.113	
7	44.212	3:11.664	
34	47.866	3:14.506	
80	49.689	3:18.911	P
33	1 Lap	3:31.794	
53	1:09.820	3:16.707	
73	1:27.956	3:26.352	
48	2:38.038	3:32.849	
91	2:40.677	3:35.175	
11	2:43.551	3:36.554	
77	2:55.567	3:47.694	
25	2:55.967	3:47.422	
88	2:56.735	3:48.082	
27	2:57.734	3:47.883	
30	2:58.226	3:47.569	
66	2:58.881	3:47.487	
74	3:00.694	3:48.916	
6	3:01.342	3:48.092	
29	3:01.952	3:47.601	
28	3:02.915	3:46.995	
12	3:03.571	3:47.082	
110	3:04.494	3:47.296	
8	3:05.843	3:48.462	
71	3:07.103	3:46.154	
79	3:09.348	3:46.669	
153	3:12.994	3:46.709	
119	3:15.283	3:47.944	
13	3:16.719	3:49.600	
70	3:18.090	3:49.517	
144	3:19.349	3:50.206	
50	3:26.035	3:51.090	
18	3:29.346	3:55.131	
38	3:29.929	3:54.594	
9	3:31.049	3:54.993	
52	3:32.428	3:54.032	
51	3:33.763	3:53.651	
115	3:34.200	3:53.718	
21	3:35.475	3:51.330	
4	3:37.527	3:52.894	
169	3:39.431	3:53.371	
67	3:40.910	4:22.813	
122	3:41.779	3:53.917	
68	3:43.451	3:55.027	
SC1	7 Laps	25:29.929	

Spa-Francorchamps
Circuit Length = 4.3520 miles
Start: 17:20 Flag 17:42 End: 17:54

Weather / Track : Rain / Wet

Avon Tyres Seven 420R & Santander Caterham Seven 310R Championships

RACE 1 - POSITION CHART

No	Name	Lap Pos	1	2	3	4	5	6	7	8	9
19	HEAD	1	3	3	3	3	3	3	3	3	
47	KOEBERLE	2	19	19	19	19	19	19	5	5	
5	HENDERSON	3	47	5	47	47	47	47	19	19	
83	HIGGINSON	4	5	47	5	5	5	5	47	47	
3	BYRNE	5	83	83	83	83	83	83	83	83	
92	FALVEY	6	92	10	92	10	92	92	23	92	
10	HEATON	7	10	92	10	92	10	10	92	10	
44	DICKENS	8	23	23	23	23	23	23	10	23	
93	EVANS	9	45	45	45	45	45	45	45	45	
23	ARMSTRONG	10	93	44	44	44	44	24	24	24	
55	OLIVANT	11	44	24	93	93	93	44	44	44	
24	AUBREY	12	24	93	24	24	24	93	93	93	
7	HOY	13	58	80	80	80	55	55	55	55	
80	JORDAN	14	22	22	22	7	22	80	80	22	
45	BATES	15	80	7	7	22	80	22	22	7	
22	BROWES	16	7	55	55	55	7	7	7	34	
58	AINSCOUGH	17	55	34	34	34	34	34	34	*80*	
53	WELCH	18	34	*58*	53	53	53	53	53	53	
34	SPARSHOTT	19	53	53	73	73	73	73	73	73	
73	THAIN	20	73	73	25	25	91	48	48	48	
71	COOPER	21	71	48	119	11	71	91	91	91	
119	HENSHALL	22	119	119	91	48	48	71	11	11	
91	BRISTOW	23	77	25	48	71	119	77	77	77	
11	PERRY	24	11	91	11	91	25	25	25	25	
30	GILLIAS	25	48	30	74	77	77	88	88	88	
77	SAWYER	26	91	11	88	119	115	11	27	27	
88	WALTERS	27	30	74	71	66	88	30	30	30	
48	GRENSINGER	28	88	88	115	115	11	66	66	66	
74	BEARDWELL	29	74	77	77	88	30	74	74	74	
25	MCCORMACK	30	25	115	30	74	74	27	6	6	
28	SENIOR	31	28	71	27	30	66	29	29	29	
110	SHIVERAL	32	115	110	66	28	27	28	28	28	
115	YATES	33	66	66	28	27	29	6	12	12	
6	LAMBERT	34	110	27	110	29	28	110	110	110	
67	CHRISTIE	35	27	6	29	110	110	21	8	8	
66	SWANN-DIXON	36	8	8	6	6	6	12	67	71	
27	TOPHAM	37	6	29	12	12	12	8	71	79	
8	SHARROCK	38	29	28	8	67	8	67	79	153	
29	CHILD	39	12	12	67	8	67	153	153	119	
12	WHITTON	40	79	153	153	21	21	79	13	13	
79	BELL	41	153	79	79	153	153	70	119	70	
18	BULLOCK	42	70	67	21	70	79	13	70	144	
38	PRICE	43	67	70	70	79	70	38	144	50	
153	ROBERTS	44	38	38	38	38	13	144	18	18	

Weather / Track : Rain / Wet

Spa-Francorchamps
Circuit Length = 4.3520 miles
Start: 17:20 Flag 17:42 End: 17:54

Avon Tyres Seven 420R & Santander Caterham Seven 310R Championships

RACE 1 - POSITION CHART

No	Name	Lap Pos	1	2	3	4	5	6	7	8	9
13	OREILLY	45	13	13	13	13	38	115	50	38	
144	RIDLEY	46	21	21	50	94	50	119	38	9	
70	COOPER	47	144	144	94	50	144	18	9	52	
50	HYATT	48	94	94	144	144	18	50	52	51	
94	UPPAL	49	50	50	18	18	9	9	51	115	
52	PRATT	50	18	18	4	9	4	52	115	21	
21	LANDY	51	4	4	9	4	51	4	21	4	
51	DAVIES	52	169	9	169	52	52	51	4	169	
4	STYRING	53	52	169	52	51	122	122	169	67	
169	EVANS	54	9	52	51	169	169	169	122	122	
68	WELCH	55	51	122	122	122	68	68	68	68	
9	EVERETT	56	122	51	68	68	33	33	33		
122	CURTIS	57	68	68	33	33					
33	CHATTERJEE	58	33	33	58	*58*					

Weather / Track : Rain / Wet

Spa-Francorchamps
Circuit Length = 4.3520 miles
Start: 17:20 Flag 17:42 End: 17:54

Avon Tyres Seven 420R & Santander Caterham Seven 310R Championships

RACE 1 - BEST SECTORS

	SECTOR 1			SECTOR 2			SECTOR 3		
POS	NO	NAME	TIME	NO	NAME	TIME	NO	NAME	TIME
1	83	HIGGINSON	46.065	3	BYRNE	1:12.055	5	HENDERSON	41.304
2	23	ARMSTRONG	46.116	5	HENDERSON	1:12.093	44	DICKENS	41.550
3	5	HENDERSON	46.304	47	KOEBERLE	1:12.233	19	HEAD	41.553
4	92	FALVEY	46.366	19	HEAD	1:12.272	47	KOEBERLE	41.610
5	93	EVANS	46.392	92	FALVEY	1:12.519	10	HEATON	41.770
6	10	HEATON	46.465	83	HIGGINSON	1:12.583	3	BYRNE	41.812
7	47	KOEBERLE	46.488	10	HEATON	1:12.584	23	ARMSTRONG	41.817
8	80	JORDAN	46.642	45	BATES	1:13.138	93	EVANS	41.825
9	19	HEAD	46.683	23	ARMSTRONG	1:13.295	83	HIGGINSON	41.872
10	3	BYRNE	46.805	44	DICKENS	1:13.688	45	BATES	41.906
11	45	BATES	46.867	93	EVANS	1:13.688	55	OLIVANT	42.005
12	55	OLIVANT	46.902	24	AUBREY	1:13.790	92	FALVEY	42.102
13	24	AUBREY	46.933	7	HOY	1:14.197	80	JORDAN	42.111
14	7	HOY	46.969	80	JORDAN	1:14.213	22	BROWES	42.219
15	22	BROWES	47.025	55	OLIVANT	1:14.229	7	HOY	42.301
16	34	SPARSHOTT	47.428	22	BROWES	1:14.297	34	SPARSHOTT	42.309
17	44	DICKENS	47.523	34	SPARSHOTT	1:14.388	24	AUBREY	42.418
18	53	WELCH	48.200	58	AINSCOUGH	1:14.436	53	WELCH	42.866
19	58	AINSCOUGH	48.544	53	WELCH	1:14.803	73	THAIN	43.638
20	73	THAIN	48.713	73	THAIN	1:14.902	58	AINSCOUGH	43.639
21	66	SWANN-DIXON	49.289	91	BRISTOW	1:16.584	21	LANDY	44.480
22	30	GILLIAS	49.390	48	GRENSINGER	1:16.632	70	COOPER	44.643
23	153	ROBERTS	49.397	11	PERRY	1:17.003	29	CHILD	44.703
24	115	YATES	49.471	30	GILLIAS	1:17.112	28	SENIOR	44.717
25	29	CHILD	49.520	71	COOPER	1:17.148	6	LAMBERT	44.737
26	91	BRISTOW	49.676	74	BEARDWELL	1:17.244	67	CHRISTIE	44.856
27	119	HENSHALL	49.765	119	HENSHALL	1:17.261	8	SHARROCK	44.878
28	144	RIDLEY	49.774	25	MCCORMACK	1:17.275	12	WHITTON	44.913
29	67	CHRISTIE	49.787	66	SWANN-DIXON	1:17.282	38	PRICE	44.929
30	18	BULLOCK	49.830	88	WALTERS	1:17.450	74	BEARDWELL	44.955
31	6	LAMBERT	49.834	115	YATES	1:17.671	48	GRENSINGER	44.999
32	11	PERRY	49.858	6	LAMBERT	1:17.767	94	UPPAL	45.041
33	88	WALTERS	49.866	79	BELL	1:17.913	66	SWANN-DIXON	45.074
34	110	SHIVERAL	49.880	28	SENIOR	1:17.964	119	HENSHALL	45.091
35	12	WHITTON	49.885	67	CHRISTIE	1:17.980	88	WALTERS	45.187
36	71	COOPER	49.894	9	EVERETT	1:18.022	71	COOPER	45.191
37	25	MCCORMACK	49.937	110	SHIVERAL	1:18.080	13	OREILLY	45.204
38	28	SENIOR	49.975	21	LANDY	1:18.096	30	GILLIAS	45.228
39	50	HYATT	50.027	29	CHILD	1:18.152	79	BELL	45.234
40	21	LANDY	50.049	12	WHITTON	1:18.159	110	SHIVERAL	45.273
41	74	BEARDWELL	50.067	51	DAVIES	1:18.177	115	YATES	45.303
42	48	GRENSINGER	50.077	153	ROBERTS	1:18.342	153	ROBERTS	45.315
43	8	SHARROCK	50.117	8	SHARROCK	1:18.356	25	MCCORMACK	45.324
44	70	COOPER	50.189	144	RIDLEY	1:18.377	51	DAVIES	45.338
45	94	UPPAL	50.241	94	UPPAL	1:18.420	9	EVERETT	45.339
46	38	PRICE	50.307	13	OREILLY	1:18.509	11	PERRY	45.402
47	79	BELL	50.390	68	WELCH	1:18.567	91	BRISTOW	45.407
48	13	OREILLY	50.406	38	PRICE	1:18.610	52	PRATT	45.459
49	9	EVERETT	50.743	70	COOPER	1:18.659	4	STYRING	45.473
50	51	DAVIES	50.784	52	PRATT	1:18.732	18	BULLOCK	45.508
51	52	PRATT	50.813	169	EVANS	1:18.887	50	HYATT	45.560
52	122	CURTIS	51.035	50	HYATT	1:18.930	122	CURTIS	45.644
53	169	EVANS	51.100	122	CURTIS	1:19.012	144	RIDLEY	45.749
54	68	WELCH	51.259	18	BULLOCK	1:19.166	68	WELCH	45.981
55	4	STYRING	51.650	33	CHATTERJEE	1:23.628	169	EVANS	46.028
56	33	CHATTERJEE	53.644				33	CHATTERJEE	48.516
57									
58									

IDEAL / BEST COMPARISON					
POS	NO	NAME	IDEAL	BEST	DIFF
		PERFECT LAP	2:39.424		
1	5	HENDERSON	2:39.701	2:40.788	1.087
2	47	KOEBERLE	2:40.331	2:40.804	0.473
3	19	HEAD	2:40.508	2:40.998	0.490
4	83	HIGGINSON	2:40.520	2:40.992	0.472
5	3	BYRNE	2:40.672	2:40.794	0.122
6	10	HEATON	2:40.819	2:41.317	0.498
7	92	FALVEY	2:40.987	2:41.250	0.263
8	23	ARMSTRONG	2:41.228	2:41.637	0.409
9	93	EVANS	2:41.905	2:43.268	1.363
10	45	BATES	2:41.911	2:42.087	0.176
11	44	DICKENS	2:42.761	2:43.390	0.629
12	80	JORDAN	2:42.966	2:43.320	0.354
13	55	OLIVANT	2:43.136	2:43.809	0.673
14	24	AUBREY	2:43.141	2:43.662	0.521
15	7	HOY	2:43.467	2:43.778	0.311
16	22	BROWES	2:43.541	2:43.559	0.018
17	34	SPARSHOTT	2:44.125	2:44.229	0.104
18	53	WELCH	2:45.869	2:46.312	0.443
19	58	AINSCOUGH	2:46.619	2:50.751	4.132
20	73	THAIN	2:47.253	2:47.365	0.112
21	66	SWANN-DIXON	2:51.645	2:53.922	2.277
22	91	BRISTOW	2:51.667	2:51.976	0.309
23	48	GRENSINGER	2:51.708	2:53.301	1.593
24	30	GILLIAS	2:51.730	2:53.231	1.501
25	119	HENSHALL	2:52.117	2:52.764	0.647
26	71	COOPER	2:52.233	2:52.732	0.499
27	11	PERRY	2:52.263	2:53.729	1.466
28	74	BEARDWELL	2:52.266	2:54.055	1.789
29	6	LAMBERT	2:52.338	2:53.859	1.521
30	29	CHILD	2:52.375	2:53.815	1.440
31	115	YATES	2:52.445	2:53.210	0.765
32	88	WALTERS	2:52.503	2:53.450	0.947
33	25	MCCORMACK	2:52.536	2:52.634	0.098
34	67	CHRISTIE	2:52.623	2:53.549	0.926
35	21	LANDY	2:52.625	2:53.674	1.049
36	28	SENIOR	2:52.656	2:53.483	0.827
37	12	WHITTON	2:52.957	2:53.869	0.912
38	153	ROBERTS	2:53.054	2:53.790	0.736
39	110	SHIVERAL	2:53.233	2:53.864	0.631
40	8	SHARROCK	2:53.351	2:54.229	0.878
41	70	COOPER	2:53.491	2:54.583	1.092
42	79	BELL	2:53.537	2:54.106	0.569
43	94	UPPAL	2:53.702	2:54.579	0.877
44	38	PRICE	2:53.846	2:54.936	1.090
45	144	RIDLEY	2:53.900	2:55.022	1.122
46	9	EVERETT	2:54.104	2:54.837	0.733
47	13	OREILLY	2:54.119	2:54.716	0.597
48	51	DAVIES	2:54.299	2:55.423	1.124
49	18	BULLOCK	2:54.504	2:54.803	0.299
50	50	HYATT	2:54.517	2:54.517	0.000
51	52	PRATT	2:55.004	2:56.092	1.088
52	122	CURTIS	2:55.691	2:55.881	0.190
53	68	WELCH	2:55.807	2:56.016	0.209
54	169	EVANS	2:56.015	2:56.569	0.554
55	33	CHATTERJEE	3:05.788	3:06.213	0.425
56	77	SAWYER		2:53.297	
57	27	TOPHAM		2:53.787	
58	4	STYRING		2:55.797	

Weather / Track : Rain / Wet

Spa-Francorchamps
Circuit Length = 4.3520 miles
Start: 17:20 Flag 17:42 End: 17:54

Results can be found at www.tsl-timing.com

Printed - 18:03 Saturday, 20 July 2019

Avon Tyres Seven 420R & Santander Caterham Seven 310R Championships

RACE 1 - BEST SPEEDS

	INTERMEDIATE 1			INTERMEDIATE 2			FINISH LINE		
POS	NO	NAME	MPH	NO	NAME	MPH	NO	NAME	MPH
1	10	HEATON	133.4	7	HOY	93.2	47	KOEBERLE	87.8
2	7	HOY	132.1	92	FALVEY	93.0	83	HIGGINSON	87.7
3	23	ARMSTRONG	131.8	83	HIGGINSON	92.8	3	BYRNE	87.4
4	22	BROWES	131.8	47	KOEBERLE	92.6	24	AUBREY	87.4
5	34	SPARSHOTT	131.8	24	AUBREY	92.5	44	DICKENS	87.3
6	55	OLIVANT	131.5	5	HENDERSON	92.4	19	HEAD	87.2
7	80	JORDAN	131.5	10	HEATON	92.4	23	ARMSTRONG	87.2
8	47	KOEBERLE	131.0	55	OLIVANT	92.1	55	OLIVANT	87.2
9	45	BATES	131.0	44	DICKENS	91.6	10	HEATON	87.0
10	44	DICKENS	131.0	23	ARMSTRONG	91.4	92	FALVEY	86.8
11	92	FALVEY	130.8	22	BROWES	91.4	22	BROWES	86.8
12	93	EVANS	130.5	3	BYRNE	91.1	80	JORDAN	86.7
13	5	HENDERSON	130.3	80	JORDAN	91.0	5	HENDERSON	86.5
14	83	HIGGINSON	130.3	19	HEAD	90.9	34	SPARSHOTT	86.4
15	3	BYRNE	129.8	93	EVANS	90.9	45	BATES	86.1
16	73	THAIN	129.8	58	AINSCOUGH	90.4	93	EVANS	86.1
17	58	AINSCOUGH	128.8	73	THAIN	90.3	7	HOY	85.8
18	24	AUBREY	127.8	53	WELCH	90.1	58	AINSCOUGH	85.4
19	67	CHRISTIE	126.8	34	SPARSHOTT	89.9	53	WELCH	85.3
20	19	HEAD	126.6	45	BATES	89.8	73	THAIN	84.8
21	25	MCCORMACK	126.6	12	WHITTON	88.3	29	CHILD	82.7
22	88	WALTERS	126.6	74	BEARDWELL	87.9	30	GILLIAS	82.2
23	110	SHIVERAL	126.6	30	GILLIAS	87.6	115	YATES	82.2
24	71	COOPER	126.3	29	CHILD	87.4	71	COOPER	81.8
25	53	WELCH	126.1	115	YATES	87.4	91	BRISTOW	81.5
26	28	SENIOR	125.6	48	GRENSINGER	87.2	11	PERRY	81.4
27	153	ROBERTS	125.6	66	SWANN-DIXON	87.2	74	BEARDWELL	81.4
28	94	UPPAL	125.4	153	ROBERTS	87.2	67	CHRISTIE	81.3
29	29	CHILD	125.2	110	SHIVERAL	87.1	110	SHIVERAL	81.2
30	70	COOPER	125.2	71	COOPER	87.1	94	UPPAL	81.0
31	21	LANDY	125.2	11	PERRY	87.0	119	HENSHALL	80.8
32	30	GILLIAS	124.7	28	SENIOR	87.0	12	WHITTON	80.7
33	8	SHARROCK	124.2	88	WALTERS	86.9	153	ROBERTS	80.7
34	144	RIDLEY	124.0	8	SHARROCK	86.7	21	LANDY	80.7
35	74	BEARDWELL	123.5	79	BELL	86.7	25	MCCORMACK	80.6
36	11	PERRY	123.3	25	MCCORMACK	86.5	28	SENIOR	80.6
37	6	LAMBERT	123.1	91	BRISTOW	86.3	70	COOPER	80.6
38	38	PRICE	123.1	67	CHRISTIE	86.3	8	SHARROCK	80.5
39	122	CURTIS	123.1	94	UPPAL	86.3	48	GRENSINGER	80.4
40	50	HYATT	122.9	13	OREILLY	86.2	66	SWANN-DIXON	80.3
41	79	BELL	122.6	70	COOPER	86.2	6	LAMBERT	80.3
42	115	YATES	122.6	52	PRATT	86.2	88	WALTERS	80.2
43	66	SWANN-DIXON	122.4	6	LAMBERT	86.0	79	BELL	80.1
44	12	WHITTON	122.4	119	HENSHALL	86.0	38	PRICE	80.1
45	18	BULLOCK	122.2	21	LANDY	86.0	13	OREILLY	80.0
46	119	HENSHALL	121.7	18	BULLOCK	85.9	144	RIDLEY	79.9
47	52	PRATT	121.7	144	RIDLEY	85.7	4	STYRING	79.9
48	68	WELCH	120.9	122	CURTIS	85.7	51	DAVIES	79.6
49	13	OREILLY	120.6	9	EVERETT	85.3	50	HYATT	79.3
50	169	EVANS	120.6	50	HYATT	85.2	18	BULLOCK	79.2
51	9	EVERETT	120.2	38	PRICE	85.2	9	EVERETT	79.2
52	48	GRENSINGER	119.8	51	DAVIES	85.1	122	CURTIS	78.7
53	51	DAVIES	119.1	68	WELCH	84.8	169	EVANS	78.6
54	91	BRISTOW	118.3	4	STYRING	83.7	68	WELCH	78.4
55	4	STYRING	116.9	169	EVANS	83.7	52	PRATT	78.3
56	33	CHATTERJEE	115.1	33	CHATTERJEE	79.0	33	CHATTERJEE	76.8
57									
58									

Weather / Track : Rain / Wet

Spa-Francorchamps
Circuit Length = 4.3520 miles
Start: 17:20 Flag 17:42 End: 17:54

Avon Tyres Seven 420R & Santander Caterham Seven 310R Championships

RACE 1 - SECTOR ANALYSIS

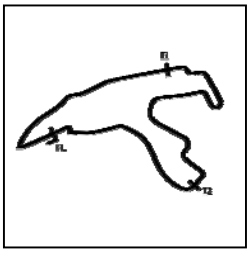

SECTOR 1 = FL to I1, SECTOR 2 = I1 to I2, SECTOR 3 = I2 to FL, DIFF = Difference To Personal Best Lap, P = Crossed Finish Line in Pit Lane, D = Time Disallowed

P1 3 420R John BYRNE Caterham 420R - DW Motorsport

IDEAL LAP TIME : 2:40.672 BEST LAP TIME : 2:40.794 DIFFERENCE : 0.122

LAP	SECTOR 1		SECTOR 2		SECTOR 3		LAP TIME	MPH	DIFF	TIME OF DAY
1 -		125.4	1:12.565	89.7	41.895	87.1	2:43.774	95.66	2.980	17:23:20.089
2 -	47.152	127.3	1:12.501	90.4	41.823	86.8	2:41.476	97.02	0.682	17:26:01.565
3 -	46.998	125.9	1:12.270	***91.1***	41.847	87.0	2:41.115 **(2)**	97.24	0.321	17:28:42.680
4 -	***46.805***	***129.8***	***1:12.055***	89.7	41.934	86.9	***2:40.794*** **(1)**	***97.43***		***17:31:23.474***
5 -	47.124	126.6	1:12.186	90.3	***41.812***	86.5	2:41.122 **(3)**	97.23	0.328	17:34:04.596
6 -	47.166	129.0	1:12.325	90.9	42.308	***87.4***	2:41.799	96.83	1.005	17:36:46.395
7 -	49.516	127.0	1:12.765	90.4	43.654	85.2	2:45.935	94.41	5.141	17:39:32.330
8 -	50.305	117.9	1:20.002	81.6	50.940	72.3	3:01.247	86.44	20.453	17:42:33.577

P2 5 420R David HENDERSON Caterham 420R -

IDEAL LAP TIME : 2:39.701 BEST LAP TIME : 2:40.788 DIFFERENCE : 1.087

LAP	SECTOR 1		SECTOR 2		SECTOR 3		LAP TIME	MPH	DIFF	TIME OF DAY
1 -		***130.3***	1:13.212	***92.4***	***41.304***	***86.5***	2:44.760	95.09	3.972	17:23:21.075
2 -	***46.304***	128.8	1:12.915	89.3	41.980	85.8	2:41.199 **(2)**	97.19	0.411	17:26:02.274
3 -	46.964	129.5	1:12.922	90.9	41.916	85.5	2:41.802	96.83	1.014	17:28:44.076
4 -	47.093	128.3	1:12.118	89.8	42.143	85.8	2:41.354 **(3)**	97.10	0.566	17:31:25.430
5 -	46.897	129.3	***1:12.093***	90.8	41.798	86.1	***2:40.788*** **(1)**	***97.44***		***17:34:06.218***
6 -	47.050	128.8	1:12.414	91.1	42.108	85.3	2:41.572	96.96	0.784	17:36:47.790
7 -							2:45.239	94.81	4.451	17:39:33.029
8 -							3:02.651	85.77	21.863	17:42:35.680

P3 19 420R Aaron HEAD Caterham 420R - DPR Motorsport

IDEAL LAP TIME : 2:40.508 BEST LAP TIME : 2:40.998 DIFFERENCE : 0.490

LAP	SECTOR 1		SECTOR 2		SECTOR 3		LAP TIME	MPH	DIFF	TIME OF DAY
1 -		126.3	1:13.015	***90.9***	41.843	86.9	2:44.102	95.47	3.104	17:23:20.417
2 -	46.786	126.1	1:12.892	***90.9***	41.670	***87.2***	2:41.348	97.10	0.350	17:26:01.765
3 -	46.927	122.0	1:12.690	90.5	***41.553***	87.0	2:41.170 **(3)**	97.21	0.172	17:28:42.935
4 -	***46.683***	125.6	***1:12.272***	90.8	42.043	86.8	***2:40.998*** **(1)**	***97.31***		***17:31:23.933***
5 -	46.728	122.6	1:12.446	90.5	41.867	86.4	2:41.041 **(2)**	97.28	0.043	17:34:04.974
6 -	46.911	126.3	1:12.907	90.8	41.879	87.1	2:41.697	96.89	0.699	17:36:46.671
7 -	49.971	***126.6***	1:12.906	89.8	43.742	84.9	2:46.619	94.03	5.621	17:39:33.290
8 -	49.242	122.9	1:20.592	78.9	53.270	64.4	3:03.104	85.56	22.106	17:42:36.394

P4 47 420R Alexander KOEBERLE Caterham 420R -

IDEAL LAP TIME : 2:40.331 BEST LAP TIME : 2:40.804 DIFFERENCE : 0.473

LAP	SECTOR 1		SECTOR 2		SECTOR 3		LAP TIME	MPH	DIFF	TIME OF DAY
1 -		128.8	1:12.943	92.1	41.750	87.2	2:44.370	95.31	3.566	17:23:20.685
2 -	46.697	122.9	1:13.149	92.5	41.917	***87.8***	2:41.763	96.85	0.959	17:26:02.448
3 -	46.703	***131.0***	1:12.654	91.3	***41.610***	86.8	2:40.967 **(2)**	97.33	0.163	17:28:43.415
4 -	***46.488***	127.8	***1:12.233***	***92.6***	42.083	86.8	***2:40.804*** **(1)**	***97.43***		***17:31:24.219***
5 -	46.627	122.6	1:12.739	91.9	41.655	87.1	2:41.021 **(3)**	97.30	0.217	17:34:05.240
6 -	46.824	123.8	1:13.051	92.1	41.993	86.2	2:41.868	96.79	1.064	17:36:47.108
7 -	49.655	122.9	1:13.301	90.8	43.705	85.4	2:46.661	94.00	5.857	17:39:33.769
8 -	49.310	117.5	1:20.626	77.2	54.404	66.4	3:04.340	84.99	23.536	17:42:38.109

Weather / Track : Rain / Wet

Spa-Francorchamps
Circuit Length = 4.3520 miles
Start: 17:20 Flag 17:42 End: 17:54

Avon Tyres Seven 420R & Santander Caterham Seven 310R Championships

RACE 1 - SECTOR ANALYSIS

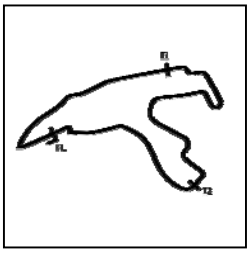

SECTOR 1 = FL to I1, SECTOR 2 = I1 to I2, SECTOR 3 = I2 to FL, DIFF = Difference To Personal Best Lap, P = Crossed Finish Line in Pit Lane, D = Time Disallowed

P5 83 420R Matthew HIGGINSON Caterham 420R - DW Motorsport

IDEAL LAP TIME : 2:40.520 BEST LAP TIME : 2:40.992 DIFFERENCE : 0.472

LAP	SECTOR 1		SECTOR 2		SECTOR 3		LAP TIME	MPH	DIFF	TIME OF DAY
1 -		127.8	1:13.457	***92.8***	42.054	***87.7***	2:45.290	94.78	4.298	17:23:21.605
2 -	***46.065***	129.8	1:13.276	91.4	41.988	87.2	2:41.329 **(2)**	97.11	0.337	17:26:02.934
3 -	46.352	128.5	1:14.464	92.5	41.965	86.7	2:42.781	96.24	1.789	17:28:45.715
4 -	46.537	129.3	***1:12.583***	92.1	***41.872***	86.8	***2:40.992*** **(1)**	***97.31***		***17:31:26.707***
5 -	46.674	***130.3***	1:12.888	88.7	42.078	87.0	2:41.640 **(3)**	96.92	0.648	17:34:08.347
6 -	47.238	130.0	1:12.967	89.7	42.566	85.4	2:42.771	96.25	1.779	17:36:51.118
7 -	49.506	128.5	1:13.613	90.1	43.889	85.1	2:47.008	93.81	6.016	17:39:38.126
8 -	50.624	127.8	1:20.567	74.0	51.548	62.3	3:02.739	85.73	21.747	17:42:40.865

P6 92 420R Jamie FALVEY Caterham 420R - DW Motorsport

IDEAL LAP TIME : 2:40.987 BEST LAP TIME : 2:41.250 DIFFERENCE : 0.263

LAP	SECTOR 1		SECTOR 2		SECTOR 3		LAP TIME	MPH	DIFF	TIME OF DAY
1 -		130.3	1:14.461	91.5	42.455	85.8	2:47.067	93.77	5.817	17:23:23.382
2 -	47.087	127.5	1:13.077	90.5	42.463	***86.8***	2:42.627	96.34	1.377	17:26:06.009
3 -	***46.366***	130.5	1:12.881	***93.0***	***42.102***	85.0	2:41.349 **(2)**	97.10	0.099	17:28:47.358
4 -	47.011	128.0	***1:12.519***	88.8	42.458	86.7	2:41.988 **(3)**	96.72	0.738	17:31:29.346
5 -	46.447	***130.8***	1:12.625	89.0	42.178	86.1	***2:41.250*** **(1)**	***97.16***		***17:34:10.596***
6 -	47.011	129.3	1:13.583	89.7	42.303	85.1	2:42.897	96.18	1.647	17:36:53.493
7 -	50.364	120.9	1:15.875	90.0	44.262	84.2	2:50.501	91.89	9.251	17:39:43.994
8 -	51.579	126.8	1:20.662	76.7	51.417	81.4	3:03.658	85.30	22.408	17:42:47.652

P7 10 420R Henry HEATON Caterham 420R -

IDEAL LAP TIME : 2:40.819 BEST LAP TIME : 2:41.317 DIFFERENCE : 0.498

LAP	SECTOR 1		SECTOR 2		SECTOR 3		LAP TIME	MPH	DIFF	TIME OF DAY
1 -		***133.4***	1:14.279	89.2	42.131	86.5	2:47.428	93.57	6.111	17:23:23.743
2 -	46.630	131.0	1:12.823	91.3	42.398	86.1	2:41.851 **(2)**	96.80	0.534	17:26:05.594
3 -	46.896	127.3	***1:12.584***	***92.4***	42.497	86.3	2:41.977 **(3)**	96.72	0.660	17:28:47.571
4 -	46.681	131.3	1:12.866	89.5	***41.770***	86.2	***2:41.317*** **(1)**	***97.12***		***17:31:28.888***
5 -	47.015	130.5	1:13.214	91.3	41.895	86.5	2:42.124	96.63	0.807	17:34:11.012
6 -	***46.465***	130.0	1:13.504	90.9	42.885	***87.0***	2:42.854	96.20	1.537	17:36:53.866
7 -	49.873	131.0	1:15.581	89.3	44.950	85.9	2:50.404	91.94	9.087	17:39:44.270
8 -	51.346	125.4	1:20.347	78.7	52.968	78.2	3:04.661	84.84	23.344	17:42:48.931

P8 23 420R Justin ARMSTRONG Caterham 420R -

IDEAL LAP TIME : 2:41.228 BEST LAP TIME : 2:41.637 DIFFERENCE : 0.409

LAP	SECTOR 1		SECTOR 2		SECTOR 3		LAP TIME	MPH	DIFF	TIME OF DAY
1 -		120.6	1:14.741	90.4	42.865	86.4	2:47.990	93.26	6.353	17:23:24.305
2 -	46.548	130.3	1:13.444	***91.4***	42.152	***87.2***	2:42.144	96.62	0.507	17:26:06.449
3 -	46.285	124.9	1:13.467	91.0	41.885	86.9	***2:41.637*** **(1)**	***96.93***		***17:28:48.086***
4 -	46.614	129.5	***1:13.295***	90.1	***41.817***	86.5	2:41.726 **(2)**	96.87	0.089	17:31:29.812
5 -	***46.116***	129.8	1:13.660	90.5	42.089	86.5	2:41.865 **(3)**	96.79	0.228	17:34:11.677
6 -	46.788	***131.8***	1:13.444	90.5	42.323	***87.2***	2:42.555	96.38	0.918	17:36:54.232
7 -	49.494	129.3	1:15.765	89.3	43.739	85.0	2:48.998	92.70	7.361	17:39:43.230
8 -	56.074	126.8	1:21.411	72.6	52.130	79.4	3:09.615	82.62	27.978	17:42:52.845

Weather / Track : Rain / Wet

Spa-Francorchamps
Circuit Length = 4.3520 miles
Start: 17:20 Flag 17:42 End: 17:54

Avon Tyres Seven 420R & Santander Caterham Seven 310R Championships

RACE 1 - SECTOR ANALYSIS

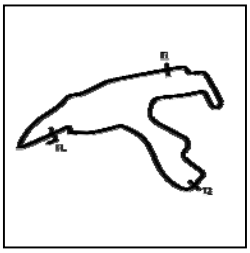

SECTOR 1 = FL to I1, SECTOR 2 = I1 to I2, SECTOR 3 = I2 to FL, DIFF = Difference To Personal Best Lap, P = Crossed Finish Line in Pit Lane, D = Time Disallowed

P9 45 420R Chris BATES Caterham 420R - DPR Motorsport

IDEAL LAP TIME : 2:41.911 BEST LAP TIME : 2:42.087 DIFFERENCE : 0.176

LAP	SECTOR 1		SECTOR 2		SECTOR 3		LAP TIME		MPH	DIFF	TIME OF DAY
1 -		***131.0***	1:14.889	***89.8***	41.985	85.9	2:48.063		93.22	5.976	17:23:24.378
2 -	46.872	***131.0***	1:13.657	89.5	42.100	***86.1***	2:42.629	**(3)**	96.33	0.542	17:26:07.007
3 -	***46.867***	130.5	1:13.314	89.5	***41.906***	85.3	***2:42.087***	**(1)**	***96.66***		***17:28:49.094***
4 -	46.969	130.5	***1:13.138***	89.5	42.053	85.3	2:42.160	**(2)**	96.61	0.073	17:31:31.254
5 -	47.396	128.0	1:13.584	89.4	42.352	85.1	2:43.332		95.92	1.245	17:34:14.586
6 -	47.842	127.8	1:14.401	88.8	42.897	84.3	2:45.140		94.87	3.053	17:36:59.726
7 -	50.850	125.4	1:14.628	86.9	44.940	82.7	2:50.418		91.93	8.331	17:39:50.144
8 -	50.895	126.3	1:21.386	74.8	52.962	71.9	3:05.243		84.57	23.156	17:42:55.387

P10 24 420R Chris AUBREY Caterham 420R -

IDEAL LAP TIME : 2:43.141 BEST LAP TIME : 2:43.662 DIFFERENCE : 0.521

LAP	SECTOR 1		SECTOR 2		SECTOR 3		LAP TIME		MPH	DIFF	TIME OF DAY
1 -		125.6	1:15.636	***92.5***	42.539	86.8	2:50.123		92.09	6.461	17:23:26.438
2 -	47.198	125.9	1:14.046	88.0	***42.418***	86.4	***2:43.662***	**(1)**	***95.73***		***17:26:10.100***
3 -	47.042	123.8	1:14.547	91.0	42.501	86.9	2:44.090		95.48	0.428	17:28:54.190
4 -	***46.933***	125.4	1:14.033	90.8	42.783	***87.4***	2:43.749	**(2)**	95.67	0.087	17:31:37.939
5 -	47.162	***127.8***	***1:13.790***	92.0	42.881	87.1	2:43.833	**(3)**	95.63	0.171	17:34:21.772
6 -	47.174	125.6	1:14.378	91.8	43.019	85.4	2:44.571		95.20	0.909	17:37:06.343
7 -	49.635	124.9	1:14.487	88.6	44.813	84.0	2:48.935		92.74	5.273	17:39:55.278
8 -	50.934	117.3	1:22.063	77.7	52.532	76.9	3:05.529		84.44	21.867	17:43:00.807

P11 44 420R Timothy DICKENS Caterham 420R -

IDEAL LAP TIME : 2:42.761 BEST LAP TIME : 2:43.390 DIFFERENCE : 0.629

LAP	SECTOR 1		SECTOR 2		SECTOR 3		LAP TIME		MPH	DIFF	TIME OF DAY
1 -		130.3	1:16.203	90.8	42.328	***87.3***	2:49.645		92.35	6.255	17:23:25.960
2 -	***47.523***	***131.0***	1:14.037	89.9	41.830	85.3	***2:43.390***	**(1)**	***95.89***		***17:26:09.350***
3 -	47.677	128.3	1:14.316	90.5	42.078	86.0	2:44.071		95.49	0.681	17:28:53.421
4 -	47.806	126.8	1:14.266	***91.6***	***41.550***	85.5	2:43.622	**(2)**	95.75	0.232	17:31:37.043
5 -	47.571	127.5	***1:13.688***	90.6	42.368	85.8	2:43.627	**(3)**	95.75	0.237	17:34:20.670
6 -	48.344	123.8	1:14.881	89.8	42.694	86.7	2:45.919		94.42	2.529	17:37:06.589
7 -	49.800	129.5	1:14.880	89.2	44.424	84.9	2:49.104		92.65	5.714	17:39:55.693
8 -	51.284	124.9	1:21.529	77.5	53.969	77.0	3:06.782		83.88	23.392	17:43:02.475

P12 93 420R Mike EVANS Caterham 420R -

IDEAL LAP TIME : 2:41.905 BEST LAP TIME : 2:43.268 DIFFERENCE : 1.363

LAP	SECTOR 1		SECTOR 2		SECTOR 3		LAP TIME		MPH	DIFF	TIME OF DAY
1 -		***130.5***	1:15.465	89.1	42.413	85.8	2:49.334		92.52	6.066	17:23:25.649
2 -	47.500	128.0	1:13.958	89.7	43.430	86.0	2:44.888		95.01	1.620	17:26:10.537
3 -	***46.392***	130.0	1:14.151	88.6	42.725	***86.1***	***2:43.268***	**(1)**	***95.96***		***17:28:53.805***
4 -	47.434	126.1	1:14.537	90.5	***41.825***	85.2	2:43.796	**(2)**	95.65	0.528	17:31:37.601
5 -	47.293	129.0	***1:13.688***	90.8	42.964	85.3	2:43.945	**(3)**	95.56	0.677	17:34:21.546
6 -	48.007	128.8	1:15.294	***90.9***	42.754	85.8	2:46.055		94.35	2.787	17:37:07.601
7 -	51.595	124.9	1:15.478	86.5	45.606	84.2	2:52.679		90.73	9.411	17:40:00.280
8 -	51.987	123.1	1:23.344	73.0	53.316	79.8	3:08.647		83.05	25.379	17:43:08.927

Weather / Track : Rain / Wet

Spa-Francorchamps
Circuit Length = 4.3520 miles
Start: 17:20 Flag 17:42 End: 17:54

Avon Tyres Seven 420R & Santander Caterham Seven 310R Championships

RACE 1 - SECTOR ANALYSIS

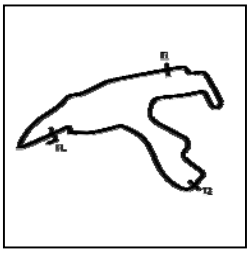

SECTOR 1 = FL to I1, SECTOR 2 = I1 to I2, SECTOR 3 = I2 to FL, DIFF = Difference To Personal Best Lap, P = Crossed Finish Line in Pit Lane, D = Time Disallowed

P13 55 420R Russ OLIVANT Caterham 420R - Anglo Aquatic

IDEAL LAP TIME : 2:43.136 BEST LAP TIME : 2:43.809 DIFFERENCE : 0.673

LAP	SECTOR 1		SECTOR 2		SECTOR 3		LAP TIME		MPH	DIFF	TIME OF DAY
1 -		128.3	1:15.419	91.3	42.942	85.2	2:51.840		91.17	8.031	17:23:28.155
2 -	47.531	***131.5***	1:14.681	***92.1***	***42.005***	***87.2***	2:44.217	**(2)**	95.40	0.408	17:26:12.372
3 -	47.005	124.9	***1:14.229***	91.0	42.575	***87.2***	***2:43.809***	**(1)**	***95.64***		***17:28:56.181***
4 -	***46.902***	124.9	1:14.992	89.2	42.492	***87.2***	2:44.386	**(3)**	95.30	0.577	17:31:40.567
5 -	48.210	126.3	1:15.004	90.6	42.631	85.7	2:45.845		94.47	2.036	17:34:26.412
6 -	48.419	118.3	1:14.876	91.4	43.418	85.0	2:46.713		93.97	2.904	17:37:13.125
7 -	49.926	128.0	1:15.385	87.9	44.452	84.7	2:49.763		92.29	5.954	17:40:02.888
8 -	52.123	125.4	1:23.614	71.1	55.251	72.3	3:10.988		82.03	27.179	17:43:13.876

P14 22 420R Paul BROWES Caterham 420R -

IDEAL LAP TIME : 2:43.541 BEST LAP TIME : 2:43.559 DIFFERENCE : 0.018

LAP	SECTOR 1		SECTOR 2		SECTOR 3		LAP TIME		MPH	DIFF	TIME OF DAY
1 -		127.0	1:15.812	90.8	43.071	85.4	2:51.138		91.54	7.579	17:23:27.453
2 -	47.495	129.8	1:14.579	***91.4***	***42.219***	86.1	2:44.293	**(2)**	95.36	0.734	17:26:11.746
3 -	***47.025***	***131.8***	***1:14.297***	90.3	42.237	85.9	***2:43.559***	**(1)**	***95.79***		***17:28:55.305***
4 -	47.203	131.3	1:15.393	88.8	42.439	***86.8***	2:45.035	**(3)**	94.93	1.476	17:31:40.340
5 -	48.338	126.8	1:14.827	89.9	43.409	86.0	2:46.574		94.05	3.015	17:34:26.914
6 -	47.742	126.6	1:14.874	87.7	44.681	84.7	2:47.297		93.65	3.738	17:37:14.211
7 -	51.510	130.3	1:14.962	88.6	43.960	85.2	2:50.432		91.92	6.873	17:40:04.643
8 -	51.981	115.7	1:24.077	75.0	54.055	75.9	3:10.113		82.41	26.554	17:43:14.756

P15 7 420R Christopher HOY Caterham 420R -

IDEAL LAP TIME : 2:43.467 BEST LAP TIME : 2:43.778 DIFFERENCE : 0.311

LAP	SECTOR 1		SECTOR 2		SECTOR 3		LAP TIME		MPH	DIFF	TIME OF DAY
1 -		130.3	1:15.603	90.1	43.160	83.9	2:51.757		91.21	7.979	17:23:28.072
2 -	47.325	130.3	1:14.338	89.7	***42.301***	***85.8***	2:43.964	**(2)**	95.55	0.186	17:26:12.036
3 -	47.048	131.3	***1:14.197***	90.3	42.533	85.7	***2:43.778***	**(1)**	***95.66***		***17:28:55.814***
4 -	***46.969***	***132.1***	1:14.525	***93.2***	42.830	85.7	2:44.324	**(3)**	95.34	0.546	17:31:40.138
5 -	48.600	124.2	1:15.642	90.8	43.222	***85.8***	2:47.464		93.55	3.686	17:34:27.602
6 -	47.937	129.0	1:14.944	90.3	43.950	85.7	2:46.831		93.91	3.053	17:37:14.433
7 -	51.412	127.5	1:15.954	88.5	44.326	84.8	2:51.692		91.25	7.914	17:40:06.125
8 -	51.713	121.7	1:24.922	71.5	55.029	74.1	3:11.664		81.74	27.886	17:43:17.789

P16 34 420R Ian SPARSHOTT Caterham 420R - DPR Motorsport

IDEAL LAP TIME : 2:44.125 BEST LAP TIME : 2:44.229 DIFFERENCE : 0.104

LAP	SECTOR 1		SECTOR 2		SECTOR 3		LAP TIME		MPH	DIFF	TIME OF DAY
1 -		126.6	1:15.510	88.7	42.918	83.6	2:53.124		90.49	8.895	17:23:29.439
2 -	***47.428***	***131.8***	1:14.492	89.7	***42.309***	***86.4***	***2:44.229***	**(1)**	***95.40***		***17:26:13.668***
3 -	47.867	128.5	1:14.417	88.4	42.838	85.1	2:45.122	**(2)**	94.88	0.893	17:28:58.790
4 -	48.038	127.5	***1:14.388***	89.2	42.791	85.3	2:45.217	**(3)**	94.82	0.988	17:31:44.007
5 -	47.918	127.8	1:14.614	***89.9***	43.047	85.5	2:45.579		94.62	1.350	17:34:29.586
6 -	47.545	131.3	1:14.780	89.1	42.913	85.5	2:45.238		94.81	1.009	17:37:14.824
7 -	50.982	126.6	1:16.550	89.1	44.581	84.7	2:52.113		91.03	7.884	17:40:06.937
8 -	51.537	114.1	1:27.236	64.7	55.733	73.2	3:14.506		80.55	30.277	17:43:21.443

Weather / Track : Rain / Wet

Spa-Francorchamps
Circuit Length = 4.3520 miles
Start: 17:20 Flag 17:42 End: 17:54

Avon Tyres Seven 420R & Santander Caterham Seven 310R Championships

RACE 1 - SECTOR ANALYSIS

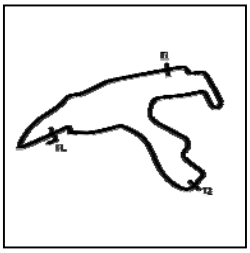

SECTOR 1 = FL to I1, SECTOR 2 = I1 to I2, SECTOR 3 = I2 to FL, DIFF = Difference To Personal Best Lap, P = Crossed Finish Line in Pit Lane, D = Time Disallowed

P17 53 420R Matthew WELCH

Caterham 420R -

IDEAL LAP TIME : 2:45.869 BEST LAP TIME : 2:46.312 DIFFERENCE : 0.443

LAP	SECTOR 1		SECTOR 2		SECTOR 3		LAP TIME		MPH	DIFF	TIME OF DAY
1 -		***126.1***	1:18.654	89.8	43.104	***85.3***	2:56.276		88.88	9.964	17:23:32.591
2 -	***48.200***	125.9	1:15.779	90.0	43.585	84.4	2:47.564		93.50	1.252	17:26:20.155
3 -	48.528	125.4	1:15.076	89.1	43.046	84.8	2:46.650	**(2)**	94.01	0.338	17:29:06.805
4 -	48.643	125.9	***1:14.803***	***90.1***	***42.866***	84.8	***2:46.312***	**(1)**	***94.20***		***17:31:53.117***
5 -	48.544	125.4	1:15.358	88.4	43.006	***85.3***	2:46.908	**(3)**	93.86	0.596	17:34:40.025
6 -	49.732	121.1	1:17.131	88.6	43.564	84.0	2:50.427		91.93	4.115	17:37:30.452
7 -	51.156	122.9	1:18.664	85.7	46.418	82.6	2:56.238		88.89	9.926	17:40:26.690
8 -	52.699	115.1	1:28.907	69.2	55.101	74.2	3:16.707		79.64	30.395	17:43:43.397

P18 73 420R Douglas THAIN

Caterham 420R -

IDEAL LAP TIME : 2:47.253 BEST LAP TIME : 2:47.365 DIFFERENCE : 0.112

LAP	SECTOR 1		SECTOR 2		SECTOR 3		LAP TIME		MPH	DIFF	TIME OF DAY
1 -		***129.8***	1:18.250	***90.3***	44.438	84.0	2:57.088		88.47	9.723	17:23:33.403
2 -	***48.713***	127.5	1:15.519	87.2	44.160	83.1	2:48.392	**(3)**	93.04	1.027	17:26:21.795
3 -	49.743	125.4	1:15.656	87.9	43.754	83.9	2:49.153		92.62	1.788	17:29:10.948
4 -	48.778	124.9	1:15.860	89.7	43.716	84.7	2:48.354	**(2)**	93.06	0.989	17:31:59.302
5 -	48.825	125.2	***1:14.902***	88.7	***43.638***	***84.8***	***2:47.365***	**(1)**	***93.61***		***17:34:46.667***
6 -	50.305	123.8	1:15.725	89.7	44.990	84.3	2:51.020		91.61	3.655	17:37:37.687
7 -	53.504	116.9	1:17.308	88.0	46.682	82.6	2:57.494		88.27	10.129	17:40:35.181
8 -	56.220	106.3	1:33.295	74.1	56.837	67.8	3:26.352		75.92	38.987	17:44:01.533

P19 48 310R Tom GRENSINGER

Caterham 310R -

IDEAL LAP TIME : 2:51.708 BEST LAP TIME : 2:53.301 DIFFERENCE : 1.593

LAP	SECTOR 1		SECTOR 2		SECTOR 3		LAP TIME		MPH	DIFF	TIME OF DAY
1 -		119.1	1:18.435	85.8	***44.999***	***80.4***	3:25.923		76.08	32.622	17:24:02.238
2 -	51.308	***119.8***	***1:16.632***	86.8	45.403	78.8	2:53.343	**(2)**	90.38	0.042	17:26:55.581
3 -	51.244	116.3	1:18.456	85.8	45.897	79.7	2:55.597		89.22	2.296	17:29:51.178
4 -	***50.077***	117.3	1:19.673	***87.2***	45.196	80.2	2:54.946	**(3)**	89.55	1.645	17:32:46.124
5 -	50.690	115.9	1:17.168	87.0	45.443	79.7	***2:53.301***	**(1)**	***90.40***		***17:35:39.425***
6 -	51.516	118.9	1:16.701	85.2	46.963	76.4	2:55.180		89.43	1.879	17:38:34.605
7 -	53.708	115.7	1:19.799	76.7	50.654	73.9	3:04.161		85.07	10.860	17:41:38.766
8 -	57.911	94.5	1:35.170	69.2	59.768	65.5	3:32.849		73.60	39.548	17:45:11.615

P20 91 310R Lee BRISTOW

Caterham 310R -

IDEAL LAP TIME : 2:51.667 BEST LAP TIME : 2:51.976 DIFFERENCE : 0.309

LAP	SECTOR 1		SECTOR 2		SECTOR 3		LAP TIME		MPH	DIFF	TIME OF DAY
1 -		***118.3***	1:18.224	85.8	***45.407***	***81.5***	3:26.074		76.02	34.098	17:24:02.389
2 -	51.274	117.5	1:17.362	86.0	45.831	80.2	2:54.467	**(3)**	89.80	2.491	17:26:56.856
3 -	49.993	117.7	1:18.218	84.9	45.831	79.4	2:54.042	**(2)**	90.02	2.066	17:29:50.898
4 -	50.272	116.5	1:20.040	***86.3***	45.676	80.5	2:55.988		89.02	4.012	17:32:46.886
5 -	***49.676***	***118.3***	***1:16.584***	84.3	45.716	78.5	***2:51.976***	**(1)**	***91.10***		***17:35:38.862***
6 -	52.107	116.1	1:17.389	85.5	46.441	78.7	2:55.937		89.05	3.961	17:38:34.799
7 -	53.512	115.9	1:19.588	74.3	51.180	75.5	3:04.280		85.02	12.304	17:41:39.079
8 -	1:00.469	95.8	1:36.976	68.0	57.730	68.4	3:35.175		72.81	43.199	17:45:14.254

Weather / Track : Rain / Wet

Spa-Francorchamps
Circuit Length = 4.3520 miles
Start: 17:20 Flag 17:42 End: 17:54

Avon Tyres Seven 420R & Santander Caterham Seven 310R Championships

RACE 1 - SECTOR ANALYSIS

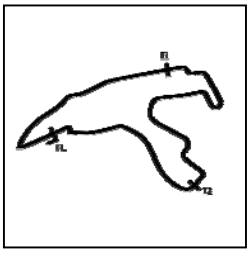

SECTOR 1 = FL to I1, SECTOR 2 = I1 to I2, SECTOR 3 = I2 to FL, DIFF = Difference To Personal Best Lap, P = Crossed Finish Line in Pit Lane, D = Time Disallowed

P21 11 310R Andrew PERRY Caterham 310R - DPR Motorsport

IDEAL LAP TIME : 2:52.263 BEST LAP TIME : 2:53.729 DIFFERENCE : 1.466

LAP	SECTOR 1		SECTOR 2		SECTOR 3		LAP TIME		MPH	DIFF	TIME OF DAY
1 -		119.4	1:17.831	***87.0***	45.485	80.5	3:25.640		76.18	31.911	17:24:01.955
2 -	51.855	122.2	1:17.751	86.3	46.145	78.8	2:55.751		89.14	2.022	17:26:57.706
3 -	50.723	116.5	1:17.604	86.9	***45.402***	***81.4***	***2:53.729***	**(1)**	***90.18***		***17:29:51.435***
4 -	***49.858***	***123.3***	1:19.116	86.0	45.462	80.5	2:54.436	**(2)**	89.81	0.707	17:32:45.871
5 -	50.866	111.2	1:18.361	86.7	46.184	79.5	2:55.411	**(3)**	89.31	1.682	17:35:41.282
6 -	52.460	121.3	***1:17.003***	85.8	46.063	77.7	2:55.526		89.26	1.797	17:38:36.808
7 -	53.887	119.4	1:19.408	73.7	50.471	76.6	3:03.766		85.25	10.037	17:41:40.574
8 -	59.605	85.8	1:37.638	66.8	59.311	61.4	3:36.554		72.34	42.825	17:45:17.128

P22 77 310R Gordon SAWYER Caterham 310R - DPR Motorsport

IDEAL LAP TIME : BEST LAP TIME : 2:53.297 DIFFERENCE :

LAP	SECTOR 1		SECTOR 2		SECTOR 3		LAP TIME		MPH	DIFF	TIME OF DAY
1 -							3:25.361		76.29	32.064	17:24:01.676
2 -							2:56.347		88.84	3.050	17:26:58.023
3 -							2:54.473	**(2)**	89.79	1.176	17:29:52.496
4 -							2:54.504	**(3)**	89.78	1.207	17:32:47.000
5 -							***2:53.297***	**(1)**	***90.40***		***17:35:40.297***
6 -							2:55.017		89.51	1.720	17:38:35.314
7 -							3:06.136		84.17	12.839	17:41:41.450
8 -							3:47.694		68.80	54.397	17:45:29.144

P23 25 310R Jay MCCORMACK Caterham 310R -

IDEAL LAP TIME : 2:52.536 BEST LAP TIME : 2:52.634 DIFFERENCE : 0.098

LAP	SECTOR 1		SECTOR 2		SECTOR 3		LAP TIME		MPH	DIFF	TIME OF DAY
1 -		124.2	1:18.588	***86.5***	45.769	79.8	3:27.699		75.43	35.065	17:24:04.014
2 -	***49.937***	***126.6***	1:17.373	86.4	***45.324***	79.5	***2:52.634***	**(1)**	***90.75***		***17:26:56.648***
3 -	50.115	115.9	1:18.120	85.1	45.396	78.6	2:53.631	**(2)**	90.23	0.997	17:29:50.279
4 -	51.015	116.3	1:18.559	85.3	45.725	78.4	2:55.299		89.37	2.665	17:32:45.578
5 -	51.199	114.5	1:17.742	85.9	45.497	***80.6***	2:54.438	**(3)**	89.81	1.804	17:35:40.016
6 -	51.784	118.1	***1:17.275***	86.2	46.690	78.1	2:55.749		89.14	3.115	17:38:35.765
7 -	53.556	119.4	1:20.606	75.7	52.195	67.9	3:06.357		84.07	13.723	17:41:42.122
8 -	58.976	87.3	1:40.468	72.0	1:07.978	55.9	3:47.422		68.89	54.788	17:45:29.544

P24 88 310R Pete WALTERS Caterham 310R -

IDEAL LAP TIME : 2:52.503 BEST LAP TIME : 2:53.450 DIFFERENCE : 0.947

LAP	SECTOR 1		SECTOR 2		SECTOR 3		LAP TIME		MPH	DIFF	TIME OF DAY
1 -		124.9	1:17.953	86.0	***45.187***	***80.2***	3:26.961		75.70	33.511	17:24:03.276
2 -	50.552	119.1	1:18.377	86.4	45.809	78.7	2:54.738	**(3)**	89.66	1.288	17:26:58.014
3 -	50.711	123.1	1:17.743	86.5	45.648	80.1	2:54.102	**(2)**	89.99	0.652	17:29:52.116
4 -	50.287	***126.6***	1:19.692	***86.9***	45.669	79.5	2:55.648		89.19	2.198	17:32:47.764
5 -	***49.866***	117.3	1:18.143	86.4	45.441	79.7	***2:53.450***	**(1)**	***90.32***		***17:35:41.214***
6 -	51.146	124.9	***1:17.450***	85.4	46.540	76.0	2:55.136		89.45	1.686	17:38:36.350
7 -	54.308	118.3	1:20.897	78.0	50.675	76.6	3:05.880		84.28	12.430	17:41:42.230
8 -	59.930	72.1	1:39.976	70.2	1:08.176	58.3	3:48.082		68.69	54.632	17:45:30.312

Weather / Track : Rain / Wet

Spa-Francorchamps
Circuit Length = 4.3520 miles
Start: 17:20 Flag 17:42 End: 17:54

Avon Tyres Seven 420R & Santander Caterham Seven 310R Championships

RACE 1 - SECTOR ANALYSIS

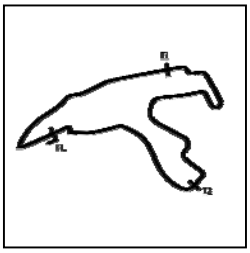

SECTOR 1 = FL to I1, SECTOR 2 = I1 to I2, SECTOR 3 = I2 to FL, DIFF = Difference To Personal Best Lap, P = Crossed Finish Line in Pit Lane, D = Time Disallowed

P25 27 310R Matt TOPHAM — Caterham 310R -

IDEAL LAP TIME : BEST LAP TIME : 2:53.787 DIFFERENCE :

LAP	SECTOR 1		SECTOR 2		SECTOR 3		LAP TIME		MPH	DIFF	TIME OF DAY
1 -							3:28.710		75.06	34.923	17:24:05.025
2 -							2:54.312	(3)	89.88	0.525	17:26:59.337
3 -							***2:53.787***	**(1)**	***90.15***		***17:29:53.124***
4 -							2:55.429		89.30	1.642	17:32:48.553
5 -							2:54.139	(2)	89.97	0.352	17:35:42.692
6 -							2:55.975		89.03	2.188	17:38:38.667
7 -							3:04.761		84.79	10.974	17:41:43.428
8 -							3:47.883		68.75	54.096	17:45:31.311

P26 30 310R Ben GILLIAS — Caterham 310R -

IDEAL LAP TIME : 2:51.730 BEST LAP TIME : 2:53.231 DIFFERENCE : 1.501

LAP	SECTOR 1		SECTOR 2		SECTOR 3		LAP TIME		MPH	DIFF	TIME OF DAY
1 -		115.3	1:18.845	86.3	45.433	79.9	3:26.606		75.83	33.375	17:24:02.921
2 -	50.696	121.7	***1:17.112***	87.2	46.829	79.3	2:54.637	(2)	89.71	1.406	17:26:57.558
3 -	51.469	121.7	1:18.311	87.2	45.346	***82.2***	2:55.126	(3)	89.46	1.895	17:29:52.684
4 -	50.115	121.5	1:20.067	***87.6***	***45.228***	82.1	2:55.410		89.31	2.179	17:32:48.094
5 -	***49.390***	***124.7***	1:18.599	87.3	45.242	81.5	***2:53.231***	**(1)**	***90.44***		***17:35:41.325***
6 -	51.199	112.4	1:18.080	85.7	46.340	78.3	2:55.619		89.21	2.388	17:38:36.944
7 -	55.119	112.0	1:21.044	73.9	51.127	75.9	3:07.290		83.65	14.059	17:41:44.234
8 -	59.569	81.4	1:40.474	67.9	1:07.526	59.7	3:47.569		68.84	54.338	17:45:31.803

P27 66 310R Jake SWANN-DIXON — Caterham 310R -

IDEAL LAP TIME : 2:51.645 BEST LAP TIME : 2:53.922 DIFFERENCE : 2.277

LAP	SECTOR 1		SECTOR 2		SECTOR 3		LAP TIME		MPH	DIFF	TIME OF DAY
1 -		120.2	1:18.732	***87.2***	***45.074***	79.7	3:28.503		75.14	34.581	17:24:04.818
2 -	50.085	***122.4***	1:18.935	86.9	45.375	80.1	2:54.395	(3)	89.83	0.473	17:26:59.213
3 -	51.701	121.5	***1:17.282***	86.0	45.281	***80.3***	2:54.264	(2)	89.90	0.342	17:29:53.477
4 -	***49.289***	118.9	1:19.529	87.1	45.104	79.7	***2:53.922***	**(1)**	***90.08***		***17:32:47.399***
5 -	50.638	122.0	1:18.902	86.7	45.312	80.2	2:54.852		89.60	0.930	17:35:42.251
6 -	51.521	120.9	1:18.218	84.7	46.358	77.3	2:56.097		88.97	2.175	17:38:38.348
7 -	54.283	114.1	1:21.138	76.6	51.202	74.5	3:06.623		83.95	12.701	17:41:44.971
8 -	59.600	81.1	1:40.133	68.0	1:07.754	56.2	3:47.487		68.87	53.565	17:45:32.458

P28 74 310R James BEARDWELL — Caterham 310R -

IDEAL LAP TIME : 2:52.266 BEST LAP TIME : 2:54.055 DIFFERENCE : 1.789

LAP	SECTOR 1		SECTOR 2		SECTOR 3		LAP TIME		MPH	DIFF	TIME OF DAY
1 -		119.6	1:18.224	***87.9***	***44.955***	***81.4***	3:27.128		75.64	33.073	17:24:03.443
2 -	50.490	121.5	1:18.008	86.7	45.946	80.0	2:54.444	(3)	89.81	0.389	17:26:57.887
3 -	50.566	***123.5***	***1:17.244***	87.7	46.245	79.3	***2:54.055***	**(1)**	***90.01***		***17:29:51.942***
4 -	50.416	122.0	1:20.335	86.5	45.259	81.1	2:56.010		89.01	1.955	17:32:47.952
5 -	***50.067***	118.1	1:18.631	86.3	45.393	80.4	2:54.091	(2)	89.99	0.036	17:35:42.043
6 -	51.810	116.7	1:18.423	85.2	46.100	77.9	2:56.333		88.85	2.278	17:38:38.376
7 -	54.423	109.2	1:21.280	78.2	51.276	78.0	3:06.979		83.79	12.924	17:41:45.355
8 -	1:00.617	91.5	1:39.230	75.4	1:09.069	47.5	3:48.916		68.44	54.861	17:45:34.271

Weather / Track : Rain / Wet

Spa-Francorchamps
Circuit Length = 4.3520 miles
Start: 17:20 Flag 17:42 End: 17:54

Avon Tyres Seven 420R & Santander Caterham Seven 310R Championships

RACE 1 - SECTOR ANALYSIS

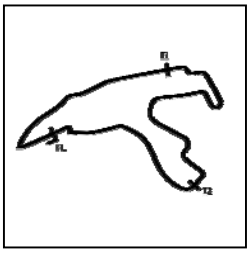

SECTOR 1 = FL to I1, SECTOR 2 = I1 to I2, SECTOR 3 = I2 to FL, DIFF = Difference To Personal Best Lap, P = Crossed Finish Line in Pit Lane, D = Time Disallowed

P29 6 310R Richard LAMBERT Caterham 310R - Axtrom Ltd

IDEAL LAP TIME : 2:52.338 BEST LAP TIME : 2:53.859 DIFFERENCE : 1.521

LAP	SECTOR 1		SECTOR 2		SECTOR 3		LAP TIME		MPH	DIFF	TIME OF DAY
1 -		119.8	1:18.830	85.9	45.405	78.8	3:29.419		74.81	35.560	17:24:05.734
2 -	***49.834***	122.4	1:18.772	***86.0***	45.253	***80.3***	***2:53.859***	**(1)**	***90.11***		***17:26:59.593***
3 -	51.609	116.9	1:19.614	84.8	45.270	76.8	2:56.493		88.77	2.634	17:29:56.086
4 -	50.842	117.1	1:18.374	84.4	***44.737***	78.6	2:53.953	**(2)**	90.06	0.094	17:32:50.039
5 -	50.373	120.0	1:18.150	84.9	45.640	77.4	2:54.163	**(3)**	89.95	0.304	17:35:44.202
6 -	51.915	***123.1***	***1:17.767***	85.3	46.865	75.0	2:56.547		88.74	2.688	17:38:40.749
7 -	54.393	116.5	1:20.223	76.5	51.462	74.8	3:06.078		84.19	12.219	17:41:46.827
8 -	1:00.269	83.0	1:39.198	71.1	1:08.625	48.4	3:48.092		68.68	54.233	17:45:34.919

P30 29 310R Tim CHILD Caterham 310R -

IDEAL LAP TIME : 2:52.375 BEST LAP TIME : 2:53.815 DIFFERENCE : 1.440

LAP	SECTOR 1		SECTOR 2		SECTOR 3		LAP TIME		MPH	DIFF	TIME OF DAY
1 -		119.4	1:18.737	***87.4***	45.251	80.4	3:29.929		74.63	36.114	17:24:06.244
2 -	49.848	***125.2***	1:19.264	86.7	***44.703***	***82.7***	***2:53.815***	**(1)**	***90.13***		***17:27:00.059***
3 -	50.999	118.3	1:18.783	86.8	44.780	81.4	2:54.562		89.75	0.747	17:29:54.621
4 -	50.427	118.9	1:18.532	86.4	45.448	80.4	2:54.407	**(3)**	89.83	0.592	17:32:49.028
5 -	***49.520***	119.8	1:19.126	87.3	45.431	80.4	2:54.077	**(2)**	90.00	0.262	17:35:43.105
6 -	52.189	116.7	***1:18.152***	85.9	46.020	78.8	2:56.361		88.83	2.546	17:38:39.466
7 -	54.037	113.1	1:21.246	77.6	53.179	74.8	3:08.462		83.13	14.647	17:41:47.928
8 -	1:00.615	74.8	1:40.264	73.5	1:06.722	46.5	3:47.601		68.83	53.786	17:45:35.529

P31 28 310R Harry SENIOR Caterham 310R -

IDEAL LAP TIME : 2:52.656 BEST LAP TIME : 2:53.483 DIFFERENCE : 0.827

LAP	SECTOR 1		SECTOR 2		SECTOR 3		LAP TIME		MPH	DIFF	TIME OF DAY
1 -		120.2	1:18.411	86.3	45.426	79.1	3:27.775		75.40	34.292	17:24:04.090
2 -	52.335	***125.6***	1:19.268	85.5	***44.717***	***80.6***	2:56.320		88.85	2.837	17:27:00.410
3 -	50.615	123.1	1:18.148	86.7	44.720	76.5	***2:53.483***	**(1)**	***90.31***		***17:29:53.893***
4 -	51.186	117.7	***1:17.964***	***87.0***	45.408	79.8	2:54.558	**(2)**	89.75	1.075	17:32:48.451
5 -	***49.975***	124.7	1:18.840	85.5	46.014	80.1	2:54.829	**(3)**	89.61	1.346	17:35:43.280
6 -	52.251	119.8	1:18.107	84.6	46.774	76.6	2:57.132		88.45	3.649	17:38:40.412
7 -	55.218	106.5	1:20.624	78.3	53.243	67.6	3:09.085		82.85	15.602	17:41:49.497
8 -	1:04.127	95.1	1:38.800	71.8	1:04.068	49.6	3:46.995		69.02	53.512	17:45:36.492

P32 12 310R Andy WHITTON Caterham 310R -

IDEAL LAP TIME : 2:52.957 BEST LAP TIME : 2:53.869 DIFFERENCE : 0.912

LAP	SECTOR 1		SECTOR 2		SECTOR 3		LAP TIME		MPH	DIFF	TIME OF DAY
1 -		***122.4***	1:19.482	86.1	45.149	80.4	3:30.201		74.53	36.332	17:24:06.516
2 -	***49.885***	121.5	1:19.476	84.5	***44.913***	80.5	2:54.274	**(2)**	89.90	0.405	17:27:00.790
3 -	50.167	122.0	1:19.582	85.3	45.790	79.5	2:55.539		89.25	1.670	17:29:56.329
4 -	50.405	121.5	***1:18.159***	85.8	45.305	***80.7***	***2:53.869***	**(1)**	***90.11***		***17:32:50.198***
5 -	50.227	121.1	1:19.063	***88.3***	45.307	79.2	2:54.597	**(3)**	89.73	0.728	17:35:44.795
6 -	51.334	118.3	1:19.988	85.0	46.086	77.2	2:57.408		88.31	3.539	17:38:42.203
7 -	54.001	110.1	1:21.702	76.8	52.160	73.6	3:07.863		83.39	13.994	17:41:50.066
8 -	1:04.192	92.4	1:39.578	66.7	1:03.312	50.8	3:47.082		68.99	53.213	17:45:37.148

Weather / Track : Rain / Wet

Spa-Francorchamps
Circuit Length = 4.3520 miles
Start: 17:20 Flag 17:42 End: 17:54

Avon Tyres Seven 420R & Santander Caterham Seven 310R Championships

RACE 1 - SECTOR ANALYSIS

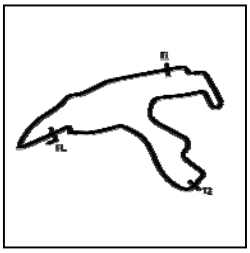

SECTOR 1 = FL to I1, SECTOR 2 = I1 to I2, SECTOR 3 = I2 to FL, DIFF = Difference To Personal Best Lap, P = Crossed Finish Line in Pit Lane, D = Time Disallowed

P33 110 310R John SHIVERAL

Caterham 310R -

IDEAL LAP TIME : 2:53.233 BEST LAP TIME : 2:53.864 DIFFERENCE : 0.631

LAP	SECTOR 1		SECTOR 2		SECTOR 3		LAP TIME		MPH	DIFF	TIME OF DAY
1 -		124.5	1:18.398	85.7	45.714	79.9	3:28.702		75.07	34.838	17:24:05.017
2 -	***49.880***	***126.6***	1:18.660	***87.1***	45.324	80.8	***2:53.864***	**(1)**	***90.11***		***17:26:58.881***
3 -	52.012	120.4	***1:18.080***	86.2	***45.273***	***81.2***	2:55.365		89.34	1.501	17:29:54.246
4 -	50.821	123.1	1:18.785	85.1	45.313	***81.2***	2:54.919	**(3)**	89.57	1.055	17:32:49.165
5 -	50.362	122.6	1:18.467	84.8	45.852	80.9	2:54.681	**(2)**	89.69	0.817	17:35:43.846
6 -	52.194	121.7	1:18.690	84.4	46.191	74.1	2:57.075		88.47	3.211	17:38:40.921
7 -	54.921	100.4	1:21.354	78.0	53.579	72.0	3:09.854		82.52	15.990	17:41:50.775
8 -	1:05.605	87.8	1:39.564	66.1	1:02.127	51.0	3:47.296		68.92	53.432	17:45:38.071

P34 8 310R Simon SHARROCK

Caterham 310R -

IDEAL LAP TIME : 2:53.351 BEST LAP TIME : 2:54.229 DIFFERENCE : 0.878

LAP	SECTOR 1		SECTOR 2		SECTOR 3		LAP TIME		MPH	DIFF	TIME OF DAY
1 -		123.3	1:18.567	86.4	45.410	79.7	3:29.082		74.93	34.853	17:24:05.397
2 -	50.271	121.5	1:19.038	86.3	45.226	***80.5***	2:54.535	**(3)**	89.76	0.306	17:26:59.932
3 -	51.335	121.1	1:19.890	86.4	45.693	79.1	2:56.918		88.55	2.689	17:29:56.850
4 -	50.995	122.2	***1:18.356***	86.5	***44.878***	80.2	***2:54.229***	**(1)**	***89.92***		***17:32:51.079***
5 -	***50.117***	***124.2***	1:19.065	***86.7***	45.113	79.1	2:54.295	**(2)**	89.89	0.066	17:35:45.374
6 -	51.986	119.4	1:19.031	85.5	46.320	78.0	2:57.337		88.34	3.108	17:38:42.711
7 -	53.604	112.9	1:21.932	77.6	52.711	76.6	3:08.247		83.22	14.018	17:41:50.958
8 -	1:07.044	83.7	1:38.931	68.4	1:02.487	50.9	3:48.462		68.57	54.233	17:45:39.420

P35 71 310R Alan COOPER

Caterham 310R -

IDEAL LAP TIME : 2:52.233 BEST LAP TIME : 2:52.732 DIFFERENCE : 0.499

LAP	SECTOR 1		SECTOR 2		SECTOR 3		LAP TIME		MPH	DIFF	TIME OF DAY
1 -		115.5	1:17.441	85.7	45.549	79.1	3:25.210		76.34	32.478	17:24:01.525
2 -	52.670	116.5	1:18.922	86.2	45.339	80.8	2:56.931		88.55	4.199	17:26:58.456
3 -	50.933	***126.3***	1:17.648	***87.1***	45.310	80.7	2:53.891	**(3)**	90.09	1.159	17:29:52.347
4 -	***49.894***	125.2	1:18.431	87.0	45.542	***81.8***	2:53.867	**(2)**	90.11	1.135	17:32:46.214
5 -	50.393	116.3	***1:17.148***	86.3	***45.191***	79.9	***2:52.732***	**(1)**	***90.70***		***17:35:38.946***
6 -	51.995	118.1	1:17.716	86.4	46.336	80.2	2:56.047		88.99	3.315	17:38:34.993
7 -	53.572	113.9	1:20.158	76.2	1:05.803	67.5	3:19.533		78.52	26.801	17:41:54.526
8 -	1:06.408	80.5	1:40.425	76.0	59.321	54.7	3:46.154		69.27	53.422	17:45:40.680

P36 79 310R Nathan BELL

Caterham 310R -

IDEAL LAP TIME : 2:53.537 BEST LAP TIME : 2:54.106 DIFFERENCE : 0.569

LAP	SECTOR 1		SECTOR 2		SECTOR 3		LAP TIME		MPH	DIFF	TIME OF DAY
1 -		121.3	1:19.281	86.3	***45.234***	***80.1***	3:30.533		74.41	36.427	17:24:06.848
2 -	***50.390***	121.7	1:19.205	85.4	45.397	79.9	2:54.992	**(2)**	89.53	0.886	17:27:01.840
3 -	50.437	***122.6***	1:20.010	***86.7***	45.250	79.7	2:55.697	**(3)**	89.17	1.591	17:29:57.537
4 -	51.590	114.1	1:19.375	85.7	45.271	80.0	2:56.236		88.90	2.130	17:32:53.773
5 -	50.506	119.1	***1:17.913***	85.1	45.687	79.0	***2:54.106***	**(1)**	***89.98***		***17:35:47.879***
6 -	51.852	118.1	1:18.816	85.4	46.779	77.6	2:57.447		88.29	3.341	17:38:45.326
7 -	55.843	101.0	1:22.120	76.4	52.967	76.1	3:10.930		82.05	16.824	17:41:56.256
8 -	1:06.614	71.7	1:43.331	68.9	56.724	70.8	3:46.669		69.12	52.563	17:45:42.925

Weather / Track : Rain / Wet

Spa-Francorchamps
Circuit Length = 4.3520 miles
Start: 17:20 Flag 17:42 End: 17:54

Avon Tyres Seven 420R & Santander Caterham Seven 310R Championships

RACE 1 - SECTOR ANALYSIS

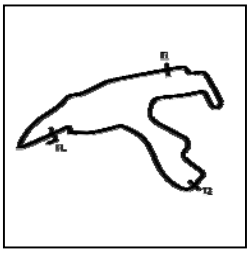

SECTOR 1 = FL to I1, SECTOR 2 = I1 to I2, SECTOR 3 = I2 to FL, DIFF = Difference To Personal Best Lap, P = Crossed Finish Line in Pit Lane, D = Time Disallowed

P37 153 310R Mark ROBERTS

Caterham 310R -

IDEAL LAP TIME : 2:53.054 BEST LAP TIME : 2:53.790 DIFFERENCE : 0.736

LAP	SECTOR 1		SECTOR 2		SECTOR 3		LAP TIME		MPH	DIFF	TIME OF DAY
1 -		122.9	1:19.016	***87.2***	45.378	***80.7***	3:30.884		74.29	37.094	17:24:07.199
2 -	49.827	***125.6***	1:19.112	86.5	45.395	79.1	2:54.334	**(2)**	89.87	0.544	17:27:01.533
3 -	49.927	113.1	1:19.990	***87.2***	45.808	79.2	2:55.725		89.15	1.935	17:29:57.258
4 -	51.663	120.9	***1:18.342***	84.8	***45.315***	80.3	2:55.320	**(3)**	89.36	1.530	17:32:52.578
5 -	***49.397***	123.5	1:18.709	86.2	45.684	80.5	***2:53.790***	**(1)**	***90.15***		***17:35:46.368***
6 -	52.025	120.6	1:18.633	86.7	46.347	77.1	2:57.005		88.51	3.215	17:38:43.373
7 -	57.600	109.8	1:23.692	58.5	55.197	73.5	3:16.489		79.73	22.699	17:41:59.862
8 -	1:04.345	79.0	1:44.730	67.4	57.634	70.1	3:46.709		69.10	52.919	17:45:46.571

P38 119 310R Donald HENSHALL

Caterham 310R -

IDEAL LAP TIME : 2:52.117 BEST LAP TIME : 2:52.764 DIFFERENCE : 0.647

LAP	SECTOR 1		SECTOR 2		SECTOR 3		LAP TIME		MPH	DIFF	TIME OF DAY
1 -		116.3	***1:17.261***	83.3	45.873	78.8	3:25.227		76.34	32.463	17:24:01.542
2 -	51.378	115.9	1:17.581	***86.0***	45.217	***80.8***	2:54.176	**(2)**	89.95	1.412	17:26:55.718
3 -	51.016	115.7	1:17.801	85.1	46.019	80.4	2:54.836	**(3)**	89.61	2.072	17:29:50.554
4 -	50.780	115.1	1:20.387	85.8	45.356	79.0	2:56.523		88.75	3.759	17:32:47.077
5 -	***49.765***	***121.7***	1:17.908	85.1	***45.091***	80.4	***2:52.764***	**(1)**	***90.68***		***17:35:39.841***
6 -	1:08.078	116.5	1:17.445	84.2	47.631	76.1	3:13.154		81.11	20.390	17:38:52.995
7 -	53.366	120.2	1:21.451	77.9	53.104	78.4	3:07.921		83.37	15.157	17:42:00.916
8 -	1:04.091	80.6	1:45.003	74.1	58.850	73.3	3:47.944		68.73	55.180	17:45:48.860

P39 13 310R Michael OREILLY

Caterham 310R -

IDEAL LAP TIME : 2:54.119 BEST LAP TIME : 2:54.716 DIFFERENCE : 0.597

LAP	SECTOR 1		SECTOR 2		SECTOR 3		LAP TIME		MPH	DIFF	TIME OF DAY
1 -		***120.6***	1:20.030	83.7	45.532	79.1	3:32.774		73.63	38.058	17:24:09.089
2 -	50.656	115.9	1:18.534	85.0	45.753	78.9	2:54.943	**(2)**	89.55	0.227	17:27:04.032
3 -	51.254	116.7	1:18.607	***86.2***	***45.204***	***80.0***	2:55.065	**(3)**	89.49	0.349	17:29:59.097
4 -	50.460	120.0	1:19.834	85.9	45.526	79.8	2:55.820		89.11	1.104	17:32:54.917
5 -	***50.406***	120.4	***1:18.509***	84.0	45.801	79.3	***2:54.716***	**(1)**	***89.67***		***17:35:49.633***
6 -	52.521	116.9	1:19.283	83.8	47.812	77.0	2:59.616		87.22	4.900	17:38:49.249
7 -	55.856	110.5	1:22.110	76.7	53.481	75.9	3:11.447		81.83	16.731	17:42:00.696
8 -	1:05.294	83.1	1:44.713	73.9	59.593	70.3	3:49.600		68.23	54.884	17:45:50.296

P40 70 310R Kevin COOPER

Caterham 310R -

IDEAL LAP TIME : 2:53.491 BEST LAP TIME : 2:54.583 DIFFERENCE : 1.092

LAP	SECTOR 1		SECTOR 2		SECTOR 3		LAP TIME		MPH	DIFF	TIME OF DAY
1 -		121.3	1:18.993	***86.2***	45.298	80.2	3:31.210		74.17	36.627	17:24:07.525
2 -	50.289	123.3	1:19.387	84.5	45.142	80.5	2:54.818	**(2)**	89.62	0.235	17:27:02.343
3 -	***50.189***	***125.2***	1:20.855	84.7	***44.643***	80.3	2:55.687		89.17	1.104	17:29:58.030
4 -	51.071	118.5	1:19.199	85.7	45.255	78.7	2:55.525	**(3)**	89.26	0.942	17:32:53.555
5 -	50.792	117.1	***1:18.659***	85.4	45.132	***80.6***	***2:54.583***	**(1)**	***89.74***		***17:35:48.138***
6 -	51.517	122.6	1:18.707	84.7	47.393	78.7	2:57.617		88.20	3.034	17:38:45.755
7 -	58.001	113.7	1:23.286	73.7	55.108	72.2	3:16.395		79.77	21.812	17:42:02.150
8 -	1:06.292	85.1	1:44.469	68.0	58.756	72.6	3:49.517		68.26	54.934	17:45:51.667

Weather / Track : Rain / Wet

Spa-Francorchamps
Circuit Length = 4.3520 miles
Start: 17:20 Flag 17:42 End: 17:54

Avon Tyres Seven 420R & Santander Caterham Seven 310R Championships

RACE 1 - SECTOR ANALYSIS

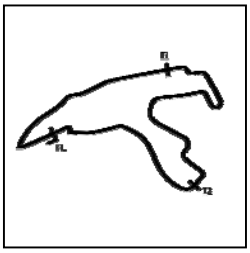

SECTOR 1 = FL to I1, SECTOR 2 = I1 to I2, SECTOR 3 = I2 to FL, DIFF = Difference To Personal Best Lap, P = Crossed Finish Line in Pit Lane, D = Time Disallowed

P41 144 310R David RIDLEY Caterham 310R -

IDEAL LAP TIME : 2:53.900 BEST LAP TIME : 2:55.022 DIFFERENCE : 1.122

LAP	SECTOR 1		SECTOR 2		SECTOR 3		LAP TIME		MPH	DIFF	TIME OF DAY
1 -		121.5	1:20.139	83.6	***45.749***	***79.9***	3:33.273		73.46	38.251	17:24:09.588
2 -	50.625	121.3	***1:18.377***	85.0	46.020	79.7	***2:55.022***	**(1)**	***89.51***		***17:27:04.610***
3 -	51.012	120.6	1:19.607	***85.7***	45.759	79.3	2:56.378	**(3)**	88.82	1.356	17:30:00.988
4 -	***49.774***	120.0	1:19.598	84.3	45.904	79.5	2:55.276	**(2)**	89.38	0.254	17:32:56.264
5 -	51.564	119.4	1:18.897	83.9	46.061	79.0	2:56.522		88.75	1.500	17:35:52.786
6 -	51.980	***124.0***	1:18.718	83.8	46.842	77.9	2:57.540		88.24	2.518	17:38:50.326
7 -	55.121	111.4	1:22.905	75.3	54.368	71.6	3:12.394		81.43	17.372	17:42:02.720
8 -	1:06.625	78.8	1:45.372	68.0	58.209	67.1	3:50.206		68.05	55.184	17:45:52.926

P42 50 310R Greg HYATT Caterham 310R -

IDEAL LAP TIME : 2:54.517 BEST LAP TIME : 2:54.517 DIFFERENCE : 0.000

LAP	SECTOR 1		SECTOR 2		SECTOR 3		LAP TIME		MPH	DIFF	TIME OF DAY
1 -		116.9	1:19.952	84.9	46.004	79.2	3:34.068		73.18	39.551	17:24:10.383
2 -	50.360	121.3	1:19.129	83.9	45.707	78.7	2:55.196	**(2)**	89.42	0.679	17:27:05.579
3 -	***50.027***	121.5	***1:18.930***	85.1	***45.560***	***79.3***	***2:54.517***	**(1)**	***89.77***		***17:30:00.096***
4 -	50.149	***122.9***	1:19.667	84.5	46.082	78.7	2:55.898	**(3)**	89.07	1.381	17:32:55.994
5 -	51.235	116.9	1:19.252	83.2	45.843	77.8	2:56.330		88.85	1.813	17:35:52.324
6 -	52.364	116.9	1:20.357	***85.2***	49.022	76.0	3:01.743		86.20	7.226	17:38:54.067
7 -	55.271	113.3	1:23.913	75.3	55.271	74.1	3:14.455		80.57	19.938	17:42:08.522
8 -	1:03.244	69.3	1:47.405	66.4	1:00.441	72.1	3:51.090		67.79	56.573	17:45:59.612

P43 18 310R Dave BULLOCK Caterham 310R -

IDEAL LAP TIME : 2:54.504 BEST LAP TIME : 2:54.803 DIFFERENCE : 0.299

LAP	SECTOR 1		SECTOR 2		SECTOR 3		LAP TIME		MPH	DIFF	TIME OF DAY
1 -		117.1	1:20.075	84.6	46.067	78.1	3:34.617		73.00	39.814	17:24:10.932
2 -	49.971	116.7	1:19.404	85.4	45.768	77.1	2:55.143	**(2)**	89.45	0.340	17:27:06.075
3 -	49.888	118.5	1:19.805	85.4	45.798	77.1	2:55.491	**(3)**	89.27	0.688	17:30:01.566
4 -	***49.830***	***122.2***	1:19.465	***85.9***	***45.508***	***79.2***	***2:54.803***	**(1)**	***89.62***		***17:32:56.369***
5 -	51.472	118.3	***1:19.166***	85.8	46.455	78.3	2:57.093		88.47	2.290	17:35:53.462
6 -	51.966	119.4	1:19.262	84.5	49.123	76.3	3:00.351		86.87	5.548	17:38:53.813
7 -	54.960	110.5	1:23.690	75.4	55.329	75.2	3:13.979		80.76	19.176	17:42:07.792
8 -	1:03.280	71.9	1:47.390	68.3	1:04.461	67.7	3:55.131		66.63	1:00.328	17:46:02.923

P44 38 310R Geoff PRICE Caterham 310R -

IDEAL LAP TIME : 2:53.846 BEST LAP TIME : 2:54.936 DIFFERENCE : 1.090

LAP	SECTOR 1		SECTOR 2		SECTOR 3		LAP TIME		MPH	DIFF	TIME OF DAY
1 -		121.1	1:19.930	84.9	45.561	***80.1***	3:32.075		73.87	37.139	17:24:08.390
2 -	50.592	119.8	1:18.756	84.6	45.903	78.3	2:55.251	**(2)**	89.40	0.315	17:27:03.641
3 -	51.397	***123.1***	***1:18.610***	***85.2***	***44.929***	79.8	***2:54.936***	**(1)**	***89.56***		***17:29:58.577***
4 -	50.652	120.2	1:19.636	84.2	45.439	80.0	2:55.727	**(3)**	89.15	0.791	17:32:54.304
5 -	***50.307***	120.4	1:19.009	83.9	46.497	79.1	2:55.813		89.11	0.877	17:35:50.117
6 -	52.461	120.2	1:19.267	84.5	47.965	76.5	2:59.693		87.19	4.757	17:38:49.810
7 -	1:00.926	116.3	1:24.417	76.9	53.759	70.3	3:19.102		78.69	24.166	17:42:08.912
8 -	1:03.328	77.1	1:47.664	68.0	1:03.602	66.1	3:54.594		66.78	59.658	17:46:03.506

Weather / Track : Rain / Wet

Spa-Francorchamps
Circuit Length = 4.3520 miles
Start: 17:20 Flag 17:42 End: 17:54

Avon Tyres Seven 420R & Santander Caterham Seven 310R Championships

RACE 1 - SECTOR ANALYSIS

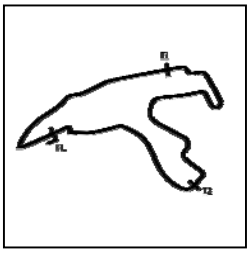

SECTOR 1 = FL to I1, SECTOR 2 = I1 to I2, SECTOR 3 = I2 to FL, DIFF = Difference To Personal Best Lap, P = Crossed Finish Line in Pit Lane, D = Time Disallowed

P45 9 310R Caroline EVERETT Caterham 310R -

IDEAL LAP TIME : 2:54.104 BEST LAP TIME : 2:54.837 DIFFERENCE : 0.733

LAP	SECTOR 1		SECTOR 2		SECTOR 3		LAP TIME		MPH	DIFF	TIME OF DAY
1 -		119.4	1:20.680	82.0	46.471	***79.2***	3:37.190		72.13	42.353	17:24:13.505
2 -	50.960	***120.2***	1:19.985	82.2	45.758	77.9	2:56.703		88.66	1.866	17:27:10.208
3 -	51.311	116.7	***1:18.022***	85.2	45.504	75.5	***2:54.837***	**(1)**	***89.61***		***17:30:05.045***
4 -	***50.743***	119.6	1:19.418	84.6	***45.339***	78.3	2:55.500	**(2)**	89.27	0.663	17:33:00.545
5 -	51.407	116.5	1:18.433	***85.3***	45.813	77.7	2:55.653	**(3)**	89.19	0.816	17:35:56.198
6 -	51.777	115.5	1:19.439	84.0	47.323	75.9	2:58.539		87.75	3.702	17:38:54.737
7 -	55.991	114.9	1:24.807	72.3	54.098	71.7	3:14.896		80.38	20.059	17:42:09.633
8 -	1:05.566	61.7	1:45.533	70.2	1:03.894	69.0	3:54.993		66.67	1:00.156	17:46:04.626

P46 52 310R Martin PRATT Caterham 310R -

IDEAL LAP TIME : 2:55.004 BEST LAP TIME : 2:56.092 DIFFERENCE : 1.088

LAP	SECTOR 1		SECTOR 2		SECTOR 3		LAP TIME		MPH	DIFF	TIME OF DAY
1 -		116.5	1:20.868	85.3	46.953	76.9	3:37.046		72.18	40.954	17:24:13.361
2 -	51.171	117.7	1:20.281	***86.2***	46.737	77.1	2:58.189		87.92	2.097	17:27:11.550
3 -	***50.813***	***121.7***	1:18.900	85.1	46.379	78.2	***2:56.092***	**(1)**	***88.97***		***17:30:07.642***
4 -	51.962	116.5	1:19.345	85.4	***45.459***	77.9	2:56.766	**(2)**	88.63	0.674	17:33:04.408
5 -	52.423	116.5	1:18.914	84.6	46.849	***78.3***	2:58.186	**(3)**	87.92	2.094	17:36:02.594
6 -	52.506	116.7	***1:18.732***	84.0	47.753	76.6	2:58.991		87.53	2.899	17:39:01.585
7 -	54.117	116.5	1:22.635	77.2	53.636	73.5	3:10.388		82.29	14.296	17:42:11.973
8 -	1:04.083	60.4	1:45.862	68.6	1:04.087	67.8	3:54.032		66.94	57.940	17:46:06.005

P47 51 310R Mark DAVIES Caterham 310R -

IDEAL LAP TIME : 2:54.299 BEST LAP TIME : 2:55.423 DIFFERENCE : 1.124

LAP	SECTOR 1		SECTOR 2		SECTOR 3		LAP TIME		MPH	DIFF	TIME OF DAY
1 -		114.5	1:20.906	83.6	47.692	***79.6***	3:37.571		72.01	42.148	17:24:13.886
2 -	***50.784***	115.7	1:20.593	84.2	47.193	77.7	2:58.570		87.73	3.147	17:27:12.456
3 -	51.563	117.1	***1:18.177***	83.4	45.683	***79.6***	***2:55.423***	**(1)**	***89.31***		***17:30:07.879***
4 -	51.876	116.5	1:20.286	85.0	***45.338***	78.3	2:57.500	**(3)**	88.26	2.077	17:33:05.379
5 -	51.870	***119.1***	1:18.954	***85.1***	46.044	77.9	2:56.868	**(2)**	88.58	1.445	17:36:02.247
6 -	52.866	116.7	1:19.292	83.2	48.106	79.3	3:00.264		86.91	4.841	17:39:02.511
7 -	54.085	115.1	1:22.447	73.5	54.646	75.4	3:11.178		81.95	15.755	17:42:13.689
8 -	1:03.779	65.8	1:46.085	69.1	1:03.787	63.1	3:53.651		67.05	58.228	17:46:07.340

P48 115 310R David YATES Caterham 310R -

IDEAL LAP TIME : 2:52.445 BEST LAP TIME : 2:53.210 DIFFERENCE : 0.765

LAP	SECTOR 1		SECTOR 2		SECTOR 3		LAP TIME		MPH	DIFF	TIME OF DAY
1 -		***122.6***	1:18.556	86.1	46.321	79.8	3:27.857		75.37	34.647	17:24:04.172
2 -	50.105	121.3	1:18.403	85.7	45.539	81.5	2:54.047	**(2)**	90.01	0.837	17:26:58.219
3 -	50.348	122.0	***1:17.671***	87.2	46.249	79.3	2:54.268	**(3)**	89.90	1.058	17:29:52.487
4 -	50.106	120.4	1:19.324	***87.4***	45.586	***82.2***	2:55.016		89.52	1.806	17:32:47.503
5 -	***49.471***	115.1	1:18.436	87.3	***45.303***	81.3	***2:53.210***	**(1)**	***90.45***		***17:35:40.713***
6 -	51.783	120.0	1:17.798	84.2	1:00.889	78.5	3:10.470		82.25	17.260	17:38:51.183
7 -	53.680	118.5	1:34.024	64.0	55.172	77.2	3:22.876		77.22	29.666	17:42:14.059
8 -	1:04.021	60.7	1:46.084	70.9	1:03.613	60.9	3:53.718		67.03	1:00.508	17:46:07.777

Weather / Track : Rain / Wet

Spa-Francorchamps
Circuit Length = 4.3520 miles
Start: 17:20 Flag 17:42 End: 17:54

Avon Tyres Seven 420R & Santander Caterham Seven 310R Championships

RACE 1 - SECTOR ANALYSIS

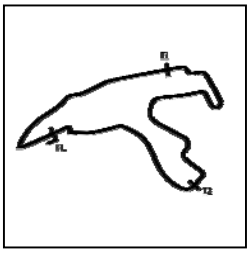

SECTOR 1 = FL to I1, SECTOR 2 = I1 to I2, SECTOR 3 = I2 to FL, DIFF = Difference To Personal Best Lap, P = Crossed Finish Line in Pit Lane, D = Time Disallowed

P49 21 310R Harry LANDY Caterham 310R - DPR Motorsport

IDEAL LAP TIME : 2:52.625 BEST LAP TIME : 2:53.674 DIFFERENCE : 1.049

LAP	SECTOR 1		SECTOR 2		SECTOR 3		LAP TIME		MPH	DIFF	TIME OF DAY
1 -		120.6	1:18.968	83.1	45.785	77.6	3:32.909		73.58	39.235	17:24:09.224
2 -	50.101	***125.2***	1:18.710	85.1	46.066	76.8	2:54.877		89.59	1.203	17:27:04.101
3 -	50.657	118.3	***1:18.096***	***86.0***	44.921	***80.7***	***2:53.674***	**(1)**	***90.21***		***17:29:57.775***
4 -	51.278	117.5	1:18.565	84.9	***44.480***	79.8	2:54.323	**(3)**	89.87	0.649	17:32:52.098
5 -	***50.049***	120.9	1:18.711	85.9	45.106	80.2	2:53.866	**(2)**	90.11	0.192	17:35:45.964
6 -	51.275	122.0	1:18.454	***86.0***	46.470	74.4	2:56.199		88.91	2.525	17:38:42.163
7 -	53.338	119.8	1:20.600	78.2	1:21.621	64.2	3:35.559		72.68	41.885	17:42:17.722
8 -	1:03.077	85.3	1:45.827	65.7	1:02.426	64.4	3:51.330		67.72	57.656	17:46:09.052

P50 4 310R John STYRING Caterham 310R -

IDEAL LAP TIME : BEST LAP TIME : 2:55.797 DIFFERENCE :

LAP	SECTOR 1		SECTOR 2		SECTOR 3		LAP TIME		MPH	DIFF	TIME OF DAY
1 -							3:35.013		72.86	39.216	17:24:11.328
2 -				***83.7***	46.227	78.0	***2:55.797***	**(1)**	***89.12***		***17:27:07.125***
3 -						***79.9***	2:56.924	**(2)**	88.55	1.127	17:30:04.049
4 -				82.8	***45.473***		2:57.373	**(3)**	88.33	1.576	17:33:01.422
5 -	***51.650***	***116.9***					2:57.680		88.17	1.883	17:35:59.102
6 -							3:03.135		85.55	7.338	17:39:02.237
7 -							3:15.973		79.94	20.176	17:42:18.210
8 -							3:52.894		67.27	57.097	17:46:11.104

P51 169 310R Steve EVANS Caterham 310R -

IDEAL LAP TIME : 2:56.015 BEST LAP TIME : 2:56.569 DIFFERENCE : 0.554

LAP	SECTOR 1		SECTOR 2		SECTOR 3		LAP TIME		MPH	DIFF	TIME OF DAY
1 -		115.9	1:20.559	82.0	46.482	78.2	3:36.110		72.49	39.541	17:24:12.425
2 -	51.649	115.5	1:20.214	80.2	46.587	77.7	2:58.450	**(2)**	87.79	1.881	17:27:10.875
3 -	***51.100***	119.8	***1:18.887***	***83.7***	46.582	77.9	***2:56.569***	**(1)**	***88.73***		***17:30:07.444***
4 -	52.215	115.3	1:20.044	83.1	46.592	78.0	2:58.851		87.60	2.282	17:33:06.295
5 -	52.756	113.7	1:19.760	***83.7***	***46.028***	***78.6***	2:58.544	**(3)**	87.75	1.975	17:36:04.839
6 -	51.638	***120.6***	1:19.662	***83.7***	47.768	78.2	2:59.068		87.49	2.499	17:39:03.907
7 -	53.403	116.3	1:28.171		54.156	76.8	3:15.730		80.04	19.161	17:42:19.637
8 -	1:07.170	94.9	1:42.215	62.3	1:03.986	65.9	3:53.371		67.13	56.802	17:46:13.008

P52 67 310R Douglas CHRISTIE Caterham 310R - DPR Motorsport

IDEAL LAP TIME : 2:52.623 BEST LAP TIME : 2:53.549 DIFFERENCE : 0.926

LAP	SECTOR 1		SECTOR 2		SECTOR 3		LAP TIME		MPH	DIFF	TIME OF DAY
1 -		122.9	1:19.922	84.5	***44.856***	79.4	3:31.770		73.98	38.221	17:24:08.085
2 -	***49.787***	***126.8***	1:18.866	83.8	45.320	***81.3***	2:53.973	**(2)**	90.05	0.424	17:27:02.058
3 -	50.213	121.7	1:19.692	***86.3***	45.088	80.2	2:54.993	**(3)**	89.53	1.444	17:29:57.051
4 -	50.646	121.3	***1:17.980***	86.0	44.923	81.1	***2:53.549***	**(1)**	***90.27***		***17:32:50.600***
5 -	50.267	124.0	1:19.104	85.1	45.745	79.6	2:55.116		89.46	1.567	17:35:45.716
6 -	51.981	123.8	1:19.036	85.8	46.201	78.5	2:57.218		88.40	3.669	17:38:42.934
7 -	53.860	119.4	1:22.077	76.4	52.803	75.4	3:08.740		83.01	15.191	17:41:51.674
8 -	1:08.546	79.9	1:56.854	69.3	1:17.413	66.9	4:22.813		59.61	1:29.264	17:46:14.487

Weather / Track : Rain / Wet

Spa-Francorchamps
Circuit Length = 4.3520 miles
Start: 17:20 Flag 17:42 End: 17:54

Avon Tyres Seven 420R & Santander Caterham Seven 310R Championships

RACE 1 - SECTOR ANALYSIS

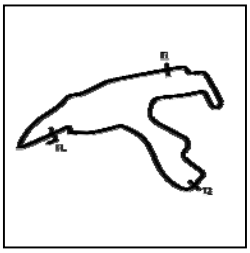

SECTOR 1 = FL to I1, SECTOR 2 = I1 to I2, SECTOR 3 = I2 to FL, DIFF = Difference To Personal Best Lap, P = Crossed Finish Line in Pit Lane, D = Time Disallowed

P53 122 310R Gary CURTIS

Caterham 310R - DPR Motorsport

IDEAL LAP TIME : 2:55.691 BEST LAP TIME : 2:55.881 DIFFERENCE : 0.190

LAP	SECTOR 1		SECTOR 2		SECTOR 3		LAP TIME		MPH	DIFF	TIME OF DAY
1 -		***123.1***	1:21.551	84.5	47.108	78.4	3:38.145		71.82	42.264	17:24:14.460
2 -	***51.035***	121.3	1:20.185	85.2	46.755	77.4	2:57.975	(3)	88.03	2.094	17:27:12.435
3 -	52.078	121.1	1:20.074	81.0	46.010	77.7	2:58.162		87.93	2.281	17:30:10.597
4 -	51.049	117.7	1:19.188	83.2	***45.644***	***78.7***	***2:55.881***	(1)	***89.08***		***17:33:06.478***
5 -	52.038	116.9	***1:19.012***	***85.7***	46.192	77.6	2:57.242	(2)	88.39	1.361	17:36:03.720
6 -	52.160	119.6	1:20.070	83.7	47.830	76.7	3:00.060		87.01	4.179	17:39:03.780
7 -	55.354	112.4	1:26.979	60.5	55.326	69.3	3:17.659		79.26	21.778	17:42:21.439
8 -	1:10.088	66.3	1:42.125	67.3	1:01.704	63.9	3:53.917		66.97	58.036	17:46:15.356

P54 68 310R Chris WELCH

Caterham 310R -

IDEAL LAP TIME : 2:55.807 BEST LAP TIME : 2:56.016 DIFFERENCE : 0.209

LAP	SECTOR 1		SECTOR 2		SECTOR 3		LAP TIME		MPH	DIFF	TIME OF DAY
1 -		116.7	1:22.205	83.1	46.746	***78.4***	3:38.432		71.72	42.416	17:24:14.747
2 -	***51.259***	***120.9***	1:20.007	83.8	47.014	77.9	2:58.280	(3)	87.88	2.264	17:27:13.027
3 -	51.568	117.9	1:20.386	83.2	46.450	77.4	2:58.404		87.82	2.388	17:30:11.431
4 -	51.468	117.3	***1:18.567***	***84.8***	***45.981***	77.8	***2:56.016***	(1)	***89.01***		***17:33:07.447***
5 -	51.387	116.3	1:19.702	83.6	46.958	77.8	2:58.047	(2)	87.99	2.031	17:36:05.494
6 -	52.149	117.3	1:19.425	83.5	47.202	***78.4***	2:58.776		87.63	2.760	17:39:04.270
7 -	55.046	107.5	1:27.171	62.7	55.514	66.9	3:17.731		79.23	21.715	17:42:22.001
8 -	1:10.208	64.6	1:42.293	67.9	1:02.526	67.6	3:55.027		66.66	59.011	17:46:17.028

P55 33 310R Surhid CHATTERJEE

Caterham 310R -

IDEAL LAP TIME : 3:05.788 BEST LAP TIME : 3:06.213 DIFFERENCE : 0.425

LAP	SECTOR 1		SECTOR 2		SECTOR 3		LAP TIME		MPH	DIFF	TIME OF DAY
1 -		113.7	1:23.913	78.6	48.783	76.1	3:43.303		70.16	37.090	17:24:19.618
2 -	***53.644***	114.9	1:24.174	78.2	48.949	***76.8***	3:06.767	(3)	83.88	0.554	17:27:26.385
3 -	53.888	114.9	***1:23.628***	***79.0***	48.697	76.7	***3:06.213***	(1)	***84.13***		***17:30:32.598***
4 -	53.649	***115.1***	1:24.574	78.4	48.671	76.5	3:06.894		83.83	0.681	17:33:39.492
5 -	53.760	113.1	1:24.463	77.8	***48.516***	75.7	3:06.739	(2)	83.90	0.526	17:36:46.231
6 -	55.602	113.5	1:25.569	74.5	50.714	73.2	3:11.885		81.65	5.672	17:39:58.116
7 -	59.293	98.8	1:35.161	68.2	57.340	69.3	3:31.794		73.97	25.581	17:43:29.910

P56 80 420R Alex JORDAN

Caterham 420R - Alexson Homes/DPR Motorsport

IDEAL LAP TIME : 2:42.966 BEST LAP TIME : 2:43.320 DIFFERENCE : 0.354

LAP	SECTOR 1		SECTOR 2		SECTOR 3		LAP TIME		MPH	DIFF	TIME OF DAY
1 -	OUTLAP	128.5	1:14.982	***91.0***	43.287	85.3	2:51.584		91.31	8.264	17:23:27.899
2 -	46.996	***131.5***	***1:14.213***	88.4	***42.111***	86.4	***2:43.320***	(1)	***95.93***		***17:26:11.219***
3 -	***46.642***	131.0	1:14.373	90.4	42.513	***86.7***	2:43.528	(2)	95.80	0.208	17:28:54.747
4 -	46.693	130.5	1:15.675	89.4	42.768	85.7	2:45.136	(3)	94.87	1.816	17:31:39.883
5 -	48.838	125.6	1:15.478	89.3	43.143	86.0	2:47.459		93.56	4.139	17:34:27.342
6 -	48.153	128.3	1:14.633	89.7	43.897	84.9	2:46.683		93.99	3.363	17:37:14.025
7 -	51.373	127.5	1:14.876	88.0	44.081	83.7	2:50.330		91.98	7.010	17:40:04.355
8 -	52.919	118.7	1:24.599	75.3	IN PIT		3:18.911	P	78.76	35.591	17:43:23.266

P57 94 310R Aman UPPAL

Caterham 310R -

IDEAL LAP TIME : 2:53.702 BEST LAP TIME : 2:54.579 DIFFERENCE : 0.877

LAP	SECTOR 1		SECTOR 2		SECTOR 3		LAP TIME		MPH	DIFF	TIME OF DAY
1 -		121.5	1:19.724	***86.3***	45.900	79.5	3:33.673		73.32	39.094	17:24:09.988
2 -	50.726	122.9	***1:18.420***	83.9	45.663	***81.0***	2:54.809	(2)	89.62	0.230	17:27:04.797
3 -	51.114	***125.4***	1:19.032	85.4	45.559	79.7	2:55.705	(3)	89.16	1.126	17:30:00.502
4 -	***50.241***	124.5	1:19.297	83.8	***45.041***	80.6	***2:54.579***	(1)	***89.74***		***17:32:55.081***

Weather / Track : Rain / Wet

Spa-Francorchamps
Circuit Length = 4.3520 miles
Start: 17:20 Flag 17:42 End: 17:54

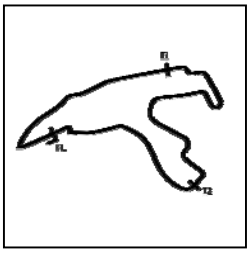

Avon Tyres Seven 420R & Santander Caterham Seven 310R Championships

RACE 1 - SECTOR ANALYSIS

SECTOR 1 = FL to I1, SECTOR 2 = I1 to I2, SECTOR 3 = I2 to FL, DIFF = Difference To Personal Best Lap, P = Crossed Finish Line in Pit Lane, D = Time Disallowed

P58 58 420R Richard AINSCOUGH Caterham 420R -

IDEAL LAP TIME : 2:46.619 BEST LAP TIME : 2:50.751 DIFFERENCE : 4.132

LAP	SECTOR 1		SECTOR 2		SECTOR 3		LAP TIME		MPH	DIFF	TIME OF DAY
1 -		***128.8***	1:15.569	89.0	***43.639***	83.3	***2:50.751***	**(1)**	***91.75***		***17:23:27.066***
2 -	***48.544***	124.2	***1:14.436***	***90.4***	IN PIT		2:51.781	**P**	91.20	1.029	17:26:18.847
3 -	OUTLAP	96.1	1:21.443	81.3	48.048	***85.4***	8:56.614		29.19	6:05.862	17:35:15.461
4 -	50.511	112.4	1:15.416	87.2	IN PIT		2:57.257	**P**	88.38	6.505	17:38:12.718

Weather / Track : Rain / Wet

Spa-Francorchamps
Circuit Length = 4.3520 miles
Start: 17:20 Flag 17:42 End: 17:54

Avon Tyres Seven 420R & Santander Caterham Seven 310R Championships

RACE 1 - WEATHER CONDITIONS

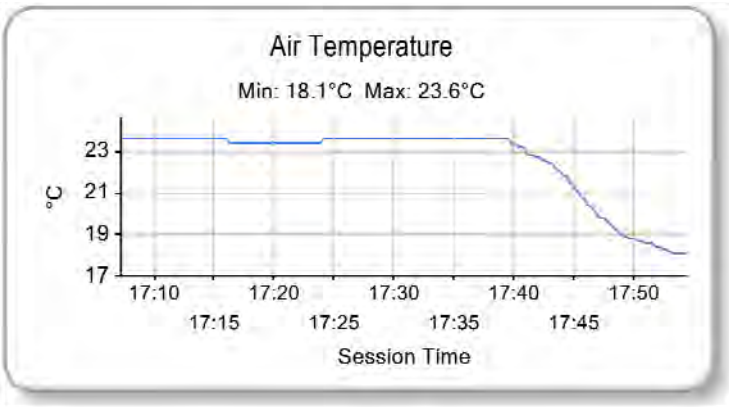

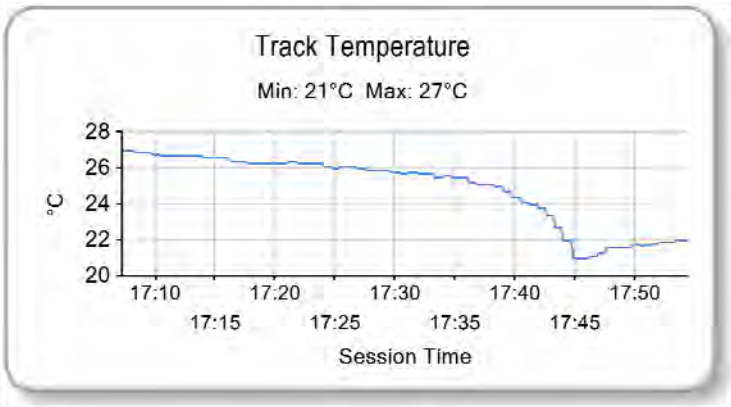

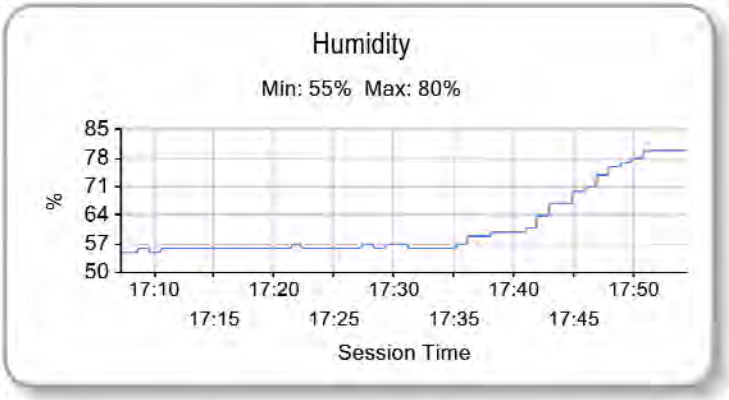

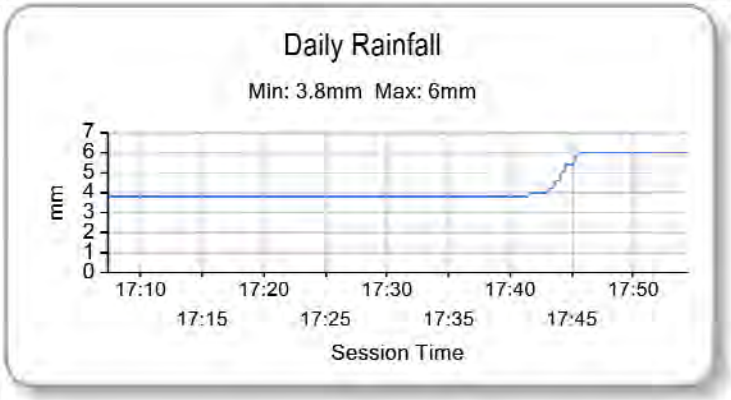

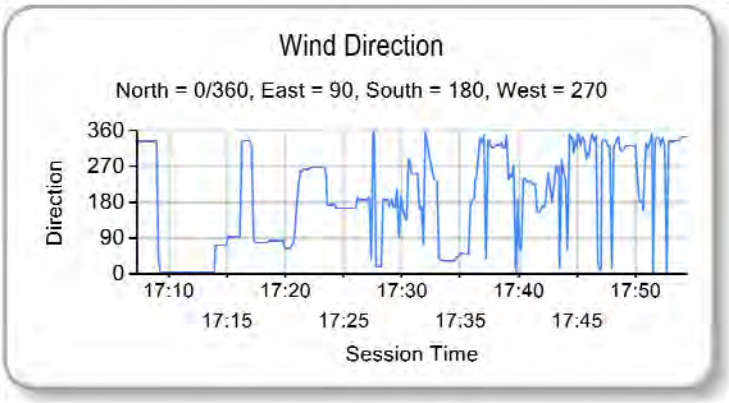

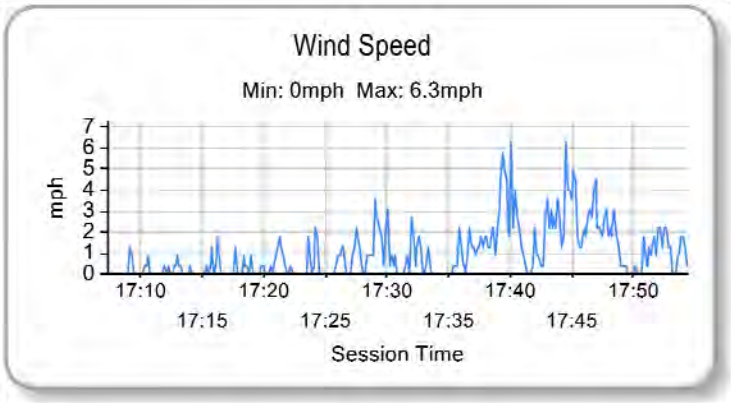

Weather / Track : Rain / Wet

Spa-Francorchamps
Circuit Length = 4.3520 miles
Start: 17:20 Flag 17:42 End: 17:54

Results can be found at www.tsl-timing.com

Printed - 18:06 Saturday, 20 July 2019

Avon Tyres Seven 420R & Santander Caterham Seven 310R Championships

RACE 1 - STATISTICS

Competitors Started	58
Planned Start	2019-07-20 @ 17:20:00.000
Actual Start	2019-07-20 @ 17:20:36.314
Finish Time	2019-07-20 @ 17:42:33.576
Track Length	4.3520mi.
Total Laps	456
Total Distance Covered	1984.5502mi.

Session Fastest Lap History

NO	CL	NAME	LAP TIME	TIME OF DAY	LAP	VEHICLE
3	420R	**John BYRNE**	**2:43.774**	17:23:20.096	1	Caterham 420R
3	420R	**John BYRNE**	**2:41.476**	17:26:01.573	2	Caterham 420R
19	420R	**Aaron HEAD**	**2:41.348**	17:26:01.773	2	Caterham 420R
5	420R	**David HENDERSON**	**2:41.199**	17:26:02.282	2	Caterham 420R
3	420R	**John BYRNE**	**2:41.115**	17:28:42.688	3	Caterham 420R
47	420R	**Alexander KOEBERLE**	**2:40.967**	17:28:43.423	3	Caterham 420R
3	420R	**John BYRNE**	**2:40.794**	17:31:23.483	4	Caterham 420R
5	420R	**David HENDERSON**	**2:40.788**	17:34:06.226	5	Caterham 420R

Session Leader History

NO	CL	NAME	FROM LAP	LAPS LED	DISTANCE	VEHICLE
3	420R	**John BYRNE**	1	8	34.74 miles	Caterham 420R

Flag History

TYPE	TIME OF DAY
GREEN	17:20:36.314
FINISH	17:42:33.576

Flag Statistics

TYPE	COUNT	TOTAL LAPS	TOTAL TIME
Green	1	8	33:49.776
Red	0	0	0.000
Safety Car	0	0	0.000
FCY	0	0	0.000

Spa-Francorchamps
Circuit Length = 4.3520 miles
Start: 17:20 Flag 17:42 End: 17:54

Weather / Track : Rain / Wet

These results are provisional until the conclusion of any judicial and technical matters.

Avon Tyres Seven 420R & Santander Caterham Seven 310R Championships

RACE 1 - STATISTICS

CLASS : 310R

38 Starters

Fastest Lap History

NO	NAME	LAP TIME	TIME OF DAY	LAP	VEHICLE
71	**Alan COOPER**	**3:25.210**	17:24:01.533	1	Caterham 310R
48	**Tom GRENSINGER**	**2:53.343**	17:26:55.589	2	Caterham 310R
25	**Jay MCCORMACK**	**2:52.634**	17:26:56.656	2	Caterham 310R
91	**Lee BRISTOW**	**2:51.976**	17:35:38.871	5	Caterham 310R

Leader History

NO	NAME	FROM LAP	LAPS LED	DISTANCE	VEHICLE
71	**Alan COOPER**	1	1	4.27 miles	Caterham 310R
48	**Tom GRENSINGER**	2	1	4.35 miles	Caterham 310R
25	**Jay MCCORMACK**	3	2	8.70 miles	Caterham 310R
91	**Lee BRISTOW**	5	1	4.35 miles	Caterham 310R
48	**Tom GRENSINGER**	6	3	13.05 miles	Caterham 310R

Spa-Francorchamps

Weather / Track : Rain / Wet

Circuit Length = 4.3520 miles

These results are provisional until the conclusion of any judicial and technical matters.

Start: 17:20 Flag 17:42 End: 17:54

Avon Tyres Seven 420R & Santander Caterham Seven 310R Championships

RACE 1 - STATISTICS

CLASS : 420R

20 Starters

Fastest Lap History

NO	NAME	LAP TIME	TIME OF DAY	LAP	VEHICLE
3	**John BYRNE**	**2:43.774**	17:23:20.096	1	Caterham 420R
3	**John BYRNE**	**2:41.476**	17:26:01.573	2	Caterham 420R
19	**Aaron HEAD**	**2:41.348**	17:26:01.773	2	Caterham 420R
5	**David HENDERSON**	**2:41.199**	17:26:02.282	2	Caterham 420R
3	**John BYRNE**	**2:41.115**	17:28:42.688	3	Caterham 420R
47	**Alexander KOEBERLE**	**2:40.967**	17:28:43.423	3	Caterham 420R
3	**John BYRNE**	**2:40.794**	17:31:23.483	4	Caterham 420R
5	**David HENDERSON**	**2:40.788**	17:34:06.226	5	Caterham 420R

Leader History

NO	NAME	FROM LAP	LAPS LED	DISTANCE	VEHICLE
3	**John BYRNE**	1	8	34.74 miles	Caterham 420R

Spa-Francorchamps
Circuit Length = 4.3520 miles
Start: 17:20 Flag 17:42 End: 17:54

Weather / Track : Rain / Wet

These results are provisional until the conclusion of any judicial and technical matters.

Avon Tyres Seven 420R & Santander Caterham Seven 310R Championships

RACE 1 - RED FLAG STOP - INFORMATION SHEET

POS	NO	CL	PIC	NAME	ENTRY	LAPS	TIME	GAP	DIFF	MPH	BEST	ON
1	3	420R	1	John BYRNE	Caterham 420R - DW Motorsport	9	27:13.503			86.15	2:40.794	4
2	5 *	420R	2	David HENDERSON	Caterham 420R -	9	27:14.794	1.291	1.291	86.08	2:40.788	5
3	19	420R	3	Aaron HEAD	Caterham 420R - DPR Motorsport	9	27:15.746	2.243	0.952	86.03	2:40.998	4
4	47	420R	4	Alexander KOEBERLE	Caterham 420R -	9	27:17.139	3.636	1.393	85.96	2:40.804	4
5	83	420R	5	Matthew HIGGINSON	Caterham 420R - DW Motorsport	9	27:18.457	4.954	1.318	85.89	2:40.992	4
6	92	420R	6	Jamie FALVEY	Caterham 420R - DW Motorsport	9	27:19.330	5.827	0.873	85.84	2:41.250	5
7	10	420R	7	Henry HEATON	Caterham 420R -	9	27:21.351	7.848	2.021	85.74	2:41.317	4
8	23	420R	8	Justin ARMSTRONG	Caterham 420R -	8	22:16.530	1 Lap	1 Lap	93.57	2:41.637	3
9	45	420R	9	Chris BATES	Caterham 420R - DPR Motorsport	8	22:19.072	1 Lap	2.542	93.39	2:42.087	3
10	24	420R	10	Chris AUBREY	Caterham 420R -	8	22:24.492	1 Lap	5.420	93.02	2:43.662	2
11	44	420R	11	Timothy DICKENS	Caterham 420R -	8	22:26.160	1 Lap	1.668	92.90	2:43.390	2
12	93	420R	12	Mike EVANS	Caterham 420R -	8	22:32.612	1 Lap	6.452	92.46	2:43.268	3
13	55	420R	13	Russ OLIVANT	Caterham 420R - Anglo Aquatic	8	22:37.561	1 Lap	4.949	92.12	2:43.809	3
14	22	420R	14	Paul BROWES	Caterham 420R -	8	22:38.441	1 Lap	0.880	92.06	2:43.559	3
15	7	420R	15	Christopher HOY	Caterham 420R -	8	22:41.474	1 Lap	3.033	91.85	2:43.778	3
16	34	420R	16	Ian SPARSHOTT	Caterham 420R - DPR Motorsport	8	22:45.128	1 Lap	3.654	91.61	2:44.229	2
17	80	420R	17	Alex JORDAN	Caterham 420R - Alexson Homes/DPR Motorsport	8	22:46.951	1 Lap	1.823	91.49	2:43.320	2
18	53	420R	18	Matthew WELCH	Caterham 420R -	8	23:07.082	1 Lap	20.131	90.16	2:46.312	4
19	73	420R	19	Douglas THAIN	Caterham 420R -	8	23:25.218	1 Lap	18.136	89.00	2:47.365	5
20	48	310R	1	Tom GRENSINGER	Caterham 310R -	8	24:35.300	1 Lap	1:10.082	84.77	2:53.301	5
21	91	310R	2	Lee BRISTOW	Caterham 310R -	8	24:37.939	1 Lap	2.639	84.62	2:51.976	5
22	11	310R	3	Andrew PERRY	Caterham 310R - DPR Motorsport	8	24:40.813	1 Lap	2.874	84.45	2:53.729	3
23	77 *	310R	4	Gordon SAWYER	Caterham 310R - DPR Motorsport	8	24:52.829	1 Lap	12.016	83.77	2:53.297	5
24	25	310R	5	Jay MCCORMACK	Caterham 310R -	8	24:53.229	1 Lap	0.400	83.75	2:52.634	2
25	88	310R	6	Pete WALTERS	Caterham 310R -	8	24:53.997	1 Lap	0.768	83.71	2:53.450	5
26	27 *	310R	7	Matt TOPHAM	Caterham 310R -	8	24:54.996	1 Lap	0.999	83.65	2:53.787	3
27	30	310R	8	Ben GILLIAS	Caterham 310R -	8	24:55.488	1 Lap	0.492	83.62	2:53.231	5
28	66	310R	9	Jake SWANN-DIXON	Caterham 310R -	8	24:56.143	1 Lap	0.655	83.59	2:53.922	4
29	74	310R	10	James BEARDWELL	Caterham 310R -	8	24:57.956	1 Lap	1.813	83.49	2:54.055	3
30	6	310R	11	Richard LAMBERT	Caterham 310R - Axtrom Ltd	8	24:58.604	1 Lap	0.648	83.45	2:53.859	2
31	29	310R	12	Tim CHILD	Caterham 310R -	8	24:59.214	1 Lap	0.610	83.42	2:53.815	2
32	28	310R	13	Harry SENIOR	Caterham 310R -	8	25:00.177	1 Lap	0.963	83.36	2:53.483	3
33	12	310R	14	Andy WHITTON	Caterham 310R -	8	25:00.833	1 Lap	0.656	83.33	2:53.869	4
34	110	310R	15	John SHIVERAL	Caterham 310R -	8	25:01.756	1 Lap	0.923	83.27	2:53.864	2
35	8	310R	16	Simon SHARROCK	Caterham 310R -	8	25:03.105	1 Lap	1.349	83.20	2:54.229	4
36	71	310R	17	Alan COOPER	Caterham 310R -	8	25:04.365	1 Lap	1.260	83.13	2:52.732	5
37	79	310R	18	Nathan BELL	Caterham 310R -	8	25:06.610	1 Lap	2.245	83.01	2:54.106	5
38	153	310R	19	Mark ROBERTS	Caterham 310R -	8	25:10.256	1 Lap	3.646	82.81	2:53.790	5
39	119	310R	20	Donald HENSHALL	Caterham 310R -	8	25:12.545	1 Lap	2.289	82.68	2:52.764	5
40	13	310R	21	Michael OREILLY	Caterham 310R -	8	25:13.981	1 Lap	1.436	82.60	2:54.716	5
41	70	310R	22	Kevin COOPER	Caterham 310R -	8	25:15.352	1 Lap	1.371	82.53	2:54.583	5
42	144	310R	23	David RIDLEY	Caterham 310R -	8	25:16.611	1 Lap	1.259	82.46	2:55.022	2
43	50	310R	24	Greg HYATT	Caterham 310R -	8	25:23.297	1 Lap	6.686	82.10	2:54.517	3
44	18	310R	25	Dave BULLOCK	Caterham 310R -	8	25:26.608	1 Lap	3.311	81.92	2:54.803	4
45	38	310R	26	Geoff PRICE	Caterham 310R -	8	25:27.191	1 Lap	0.583	81.89	2:54.936	3
46	9	310R	27	Caroline EVERETT	Caterham 310R -	8	25:28.311	1 Lap	1.120	81.83	2:54.837	3
47	52	310R	28	Martin PRATT	Caterham 310R -	8	25:29.690	1 Lap	1.379	81.75	2:56.092	3
48	51	310R	29	Mark DAVIES	Caterham 310R -	8	25:31.025	1 Lap	1.335	81.68	2:55.423	3
49	115	310R	30	David YATES	Caterham 310R -	8	25:31.462	1 Lap	0.437	81.66	2:53.210	5
50	21	310R	31	Harry LANDY	Caterham 310R - DPR Motorsport	8	25:32.737	1 Lap	1.275	81.59	2:53.674	3
51	4 *	310R	32	John STYRING	Caterham 310R -	8	25:34.789	1 Lap	2.052	81.48	2:55.797	2
52	169	310R	33	Steve EVANS	Caterham 310R -	8	25:36.693	1 Lap	1.904	81.38	2:56.569	3
53	67	310R	34	Douglas CHRISTIE	Caterham 310R - DPR Motorsport	8	25:38.172	1 Lap	1.479	81.30	2:53.549	4
54	122	310R	35	Gary CURTIS	Caterham 310R - DPR Motorsport	8	25:39.041	1 Lap	0.869	81.26	2:55.881	4
55	68	310R	36	Chris WELCH	Caterham 310R -	8	25:40.713	1 Lap	1.672	81.17	2:56.016	4
56	33	310R	37	Surhid CHATTERJEE	Caterham 310R -	7	22:53.595	2 Laps	1 Lap	79.64	3:06.213	3
57	94	310R	38	Aman UPPAL	Caterham 310R -	4	12:18.766	5 Laps	3 Laps	84.45	2:54.579	4
58	58	420R	20	Richard AINSCOUGH	Caterham 420R -	4	17:36.403	5 Laps	5:17.637	59.06	2:50.751	1

FASTEST LAP

5	420R	David HENDERSON	Caterham 420R -	5	2:40.788	97.44 mph	156.81 kph
91	310R	Lee BRISTOW	Caterham 310R -	5	2:51.976	91.10 mph	146.61 kph

Spa-Francorchamps
Circuit Length = 4.3520 miles
Start: 17:20 Flag 00:00 End: 17:54

Weather / Track : Rain / Wet

These results are provisional until the conclusion of any judicial and technical matters.

Clerk Of Course :	Steward :	Timekeeper :

Results can be found at www.tsl-timing.com

Printed - 18:35 Saturday, 20 July 2019

Avon Tyres Seven 420R & Santander Caterham Seven 310R Championships

RACE 2 - GRID (30 minutes) - FINAL

ROW 29	57	74	James BEARDWELL	58	94	Aman UPPAL	
ROW 28	55	68	Chris WELCH	56	33	Surhid CHATTERJEE	
ROW 27	53	67	Douglas CHRISTIE	54	122	Gary CURTIS	
ROW 26	51	4	John STYRING	52	169	Steve EVANS	
ROW 25	49	115	David YATES	50	21	Harry LANDY	
ROW 24	47	52	Martin PRATT	48	51	Mark DAVIES	
ROW 23	45	38	Geoff PRICE	46	9	Caroline EVERETT	
ROW 22	43	50	Greg HYATT	44	18	Dave BULLOCK	
ROW 21	41	70	Kevin COOPER	42	144	David RIDLEY	
ROW 20	39	119	Donald HENSHALL	40	13	Michael OREILLY	
ROW 19	37	79	Nathan BELL	38	153	Mark ROBERTS	
ROW 18	35	8	Simon SHARROCK	36	71	Alan COOPER	
ROW 17	33	12	Andy WHITTON	34	110	John SHIVERAL	
ROW 16	31	29	Tim CHILD	32	28	Harry SENIOR	
ROW 15	29	66	Jake SWANN-DIXON	30	6	Richard LAMBERT	
ROW 14	27	27	Matt TOPHAM	28	30	Ben GILLIAS	
ROW 13	25	25	Jay MCCORMACK	26	88	Pete WALTERS	
ROW 12	23	11	Andrew PERRY	24	77	Gordon SAWYER	
ROW 11	21	48	Tom GRENSINGER	22	91	Lee BRISTOW	
ROW 10	19	73	Douglas THAIN	20	58	Richard AINSCOUGH	
ROW 9	17	80	Alex JORDAN	18	53	Matthew WELCH	
ROW 8	15	7	Christopher HOY	16	34	Ian SPARSHOTT	
ROW 7	13	55	Russ OLIVANT	14	22	Paul BROWES	
ROW 6	11	44	Timothy DICKENS	12	93	Mike EVANS	
ROW 5	9	45	Chris BATES	10	24	Chris AUBREY	
ROW 4	7	10	Henry HEATON	8	23	Justin ARMSTRONG	
ROW 3	5	83	Matthew HIGGINSON	6	92	Jamie FALVEY	
ROW 2	3	19	Aaron HEAD	4	47	Alexander KOEBERLE	
ROW 1	1	3	John BYRNE	2	5	David HENDERSON	

Pole

Spa-Francorchamps
Circuit Length = 4.3520 miles

Race Director :	Stewards :	Timekeeper :

Results can be found at www.tsl-timing.com

Printed - 19:11 Saturday, 20 July 2019

Avon Tyres Seven 420R & Santander Caterham Seven 310R Championships

RACE 2 - CLASSIFICATION - FINAL

POS	NO	CL	PIC	NAME	ENTRY	LAPS	TIME	GAP	DIFF	MPH	BEST	ON
1	3	420R	1	John BYRNE	Caterham 420R - DW Motorsport	12	32:25.276			96.50	2:41.154	6
2	92	420R	2	Jamie FALVEY	Caterham 420R - DW Motorsport	12	32:46.946	21.670	21.670	95.44	2:42.177	2
3	44	420R	3	Timothy DICKENS	Caterham 420R -	12	32:47.418	22.142	0.472	95.42	2:41.589	2
4	47	420R	4	Alexander KOEBERLE	Caterham 420R -	12	32:48.050	22.774	0.632	95.39	2:41.606	2
5	83	420R	5	Matthew HIGGINSON	Caterham 420R - DW Motorsport	12	32:48.374	23.098	0.324	95.37	2:41.466	2
6	10	420R	6	Henry HEATON	Caterham 420R -	12	32:48.598	23.322	0.224	95.36	2:42.198	2
7	23	420R	7	Justin ARMSTRONG	Caterham 420R -	12	32:48.936	23.660	0.338	95.34	2:41.900	2
8	45	420R	8	Chris BATES	Caterham 420R - DPR Motorsport	12	32:52.484	27.208	3.548	95.17	2:42.390	5
9	24	420R	9	Chris AUBREY	Caterham 420R -	12	33:04.217	38.941	11.733	94.61	2:42.793	2
10	80	420R	10	Alex JORDAN	Caterham 420R - Alexson Homes/DPR Motorsport	12	33:11.443	46.167	7.226	94.27	2:43.690	11
11	22	420R	11	Paul BROWES	Caterham 420R -	12	33:11.897	46.621	0.454	94.24	2:44.692	9
12	55	420R	12	Russ OLIVANT	Caterham 420R - Anglo Aquatic	12	33:11.987	46.711	0.090	94.24	2:44.230	11
13	7	420R	13	Christopher HOY	Caterham 420R -	12	33:14.048	48.772	2.061	94.14	2:44.259	4
14	53	420R	14	Matthew WELCH	Caterham 420R -	12	33:17.317	52.041	3.269	93.99	2:44.363	7
15	34	420R	15	Ian SPARSHOTT	Caterham 420R - DPR Motorsport	12	33:46.077	1:20.801	28.760	92.65	2:46.657	11
16	73	420R	16	Douglas THAIN	Caterham 420R -	12	33:46.915	1:21.639	0.838	92.62	2:45.950	12
17	48	310R	1	Tom GRENSINGER	Caterham 310R -	12	35:12.528	2:47.252	1:25.613	88.86	2:52.148	7
18	91	310R	2	Lee BRISTOW	Caterham 310R -	12	35:12.898	2:47.622	0.370	88.85	2:51.384	10
19	115	310R	3	David YATES	Caterham 310R -	12	35:13.052	2:47.776	0.154	88.84	2:51.699	12
20	27 *	310R	4	Matt TOPHAM	Caterham 310R -	12	35:14.075	2:48.799	1.023	88.80	2:51.461	9
21	25	310R	5	Jay MCCORMACK	Caterham 310R -	12	35:15.375	2:50.099	1.300	88.74	2:51.908	10
22	88	310R	6	Pete WALTERS	Caterham 310R -	12	35:15.961	2:50.685	0.586	88.72	2:52.350	9
23	119	310R	7	Donald HENSHALL	Caterham 310R -	12	35:16.054	2:50.778	0.093	88.71	2:52.775	12
24	110	310R	8	John SHIVERAL	Caterham 310R -	12	35:16.516	2:51.240	0.462	88.69	2:52.004	10
25	71	310R	9	Alan COOPER	Caterham 310R -	12	35:16.539	2:51.263	0.023	88.69	2:51.368	10
26	77 *	310R	10	Gordon SAWYER	Caterham 310R - DPR Motorsport	12	35:16.691	2:51.415	0.152	88.69	2:52.678	5
27	74	310R	11	James BEARDWELL	Caterham 310R -	11	32:30.079	1 Lap	1 Lap	88.23	2:52.234	5
28	153	310R	12	Mark ROBERTS	Caterham 310R -	11	32:30.303	1 Lap	0.224	88.22	2:52.825	11
29	29	310R	13	Tim CHILD	Caterham 310R -	11	32:36.305	1 Lap	6.002	87.95	2:53.178	6
30	8	310R	14	Simon SHARROCK	Caterham 310R -	11	32:38.089	1 Lap	1.784	87.87	2:53.106	9
31	21	310R	15	Harry LANDY	Caterham 310R - DPR Motorsport	11	32:38.343	1 Lap	0.254	87.86	2:53.655	11
32	50	310R	16	Greg HYATT	Caterham 310R -	11	32:38.827	1 Lap	0.484	87.84	2:53.942	9
33	51	310R	17	Mark DAVIES	Caterham 310R -	11	32:39.241	1 Lap	0.414	87.82	2:53.333	9
34	144	310R	18	David RIDLEY	Caterham 310R -	11	32:39.446	1 Lap	0.205	87.81	2:53.600	9
35	67	310R	19	Douglas CHRISTIE	Caterham 310R - DPR Motorsport	11	32:40.264	1 Lap	0.818	87.77	2:54.019	7
36	30	310R	20	Ben GILLIAS	Caterham 310R -	11	32:40.373	1 Lap	0.109	87.77	2:51.112	10
37	70	310R	21	Kevin COOPER	Caterham 310R -	11	32:41.351	1 Lap	0.978	87.72	2:53.730	3
38	13	310R	22	Michael OREILLY	Caterham 310R -	11	32:42.391	1 Lap	1.040	87.68	2:53.227	4
39	38	310R	23	Geoff PRICE	Caterham 310R -	11	32:43.932	1 Lap	1.541	87.61	2:54.756	7
40	9	310R	24	Caroline EVERETT	Caterham 310R -	11	32:44.131	1 Lap	0.199	87.60	2:53.891	5
41	18	310R	25	Dave BULLOCK	Caterham 310R -	11	32:44.236	1 Lap	0.105	87.60	2:54.139	6
42	6	310R	26	Richard LAMBERT	Caterham 310R - Axtrom Ltd	11	32:46.074	1 Lap	1.838	87.51	2:53.220	5
43	12	310R	27	Andy WHITTON	Caterham 310R -	11	32:53.976	1 Lap	7.902	87.16	2:53.969	7
44	122	310R	28	Gary CURTIS	Caterham 310R - DPR Motorsport	11	33:11.536	1 Lap	17.560	86.39	2:56.235	4
45	169	310R	29	Steve EVANS	Caterham 310R -	11	33:21.825	1 Lap	10.289	85.95	2:57.165	5
46	68	310R	30	Chris WELCH	Caterham 310R -	11	33:22.567	1 Lap	0.742	85.92	2:57.049	4
47	4 *	310R	31	John STYRING	Caterham 310R -	11	33:22.678	1 Lap	0.111	85.91	2:57.134	2
48	94	310R	32	Aman UPPAL	Caterham 310R -	11	33:25.223	1 Lap	2.545	85.80	2:55.390	9
49	33	310R	33	Surhid CHATTERJEE	Caterham 310R -	11	33:52.119	1 Lap	26.896	84.67	3:00.321	11
50	28	310R	34	Harry SENIOR	Caterham 310R -	11	34:05.949	1 Lap	13.830	84.10	2:53.390	5

NOT CLASSIFIED

DNF	79	310R		Nathan BELL	Caterham 310R -	8	23:52.484	4 Laps	3 Laps	87.30	2:53.601	4
DNF	66	310R		Jake SWANN-DIXON	Caterham 310R -	7	20:59.803	5 Laps	1 Lap	86.83	2:53.413	4
DNF	19	420R		Aaron HEAD	Caterham 420R - DPR Motorsport	4	11:15.122	8 Laps	3 Laps	92.42	2:42.608	2
DNF	52	310R		Martin PRATT	Caterham 310R -	3	9:26.022	9 Laps	1 Lap	82.55	2:55.839	3
DNF	5	420R		David HENDERSON	Caterham 420R -	3	10:11.617	9 Laps	45.595	76.39	2:46.815	1
DNF	58	420R		Richard AINSCOUGH	Caterham 420R -	2	5:29.673	10 Laps	1 Lap	94.21	2:40.611	2
DNF	93	420R		Mike EVANS	Caterham 420R -	1	2:51.921	11 Laps	1 Lap	89.53	2:51.921	1
DQ	11 *	310R		Andrew PERRY	Caterham 310R - DPR Motorsport	0						

FASTEST LAP

58	420R	Richard AINSCOUGH	Caterham 420R -	2	2:40.611	97.54 mph	156.99 kph
30	310R	Ben GILLIAS	Caterham 310R -	10	2:51.112	91.56 mph	147.35 kph

Spa-Francorchamps
Circuit Length = 4.3520 miles
Start: 15:46 Flag 16:18 End: 16:22

***Cars 4, 27, 77 - Transponder not working**
***Car 11 - Disqualified from the race results for causing a collision**
Weather / Track : Bright / Dry

Clerk Of Course :	Steward :	Timekeeper :

Avon Tyres Seven 420R & Santander Caterham Seven 310R Championships

RACE 2 - LAP CHART

LAP 1		@ 15:48:49.776	LAP 2		@ 15:51:31.730	LAP 3		@ 15:54:13.617	LAP 4		@ 15:56:55.232	LAP 5		@ 15:59:36.859
NO	BEHIND	LAP TIME	NO	BEHIND	LAP TIME	NO	BEHIND	LAP TIME	NO	BEHIND	LAP TIME	NO	BEHIND	LAP TIME
3		2:43.464	**3**		2:41.954	**3**		2:41.887	**3**		2:41.615	**3**		2:41.627
19	2.184	2:45.648	**19**	2.838	2:42.608	**47**	4.138	2:42.412	**10**	6.434	2:43.872	**10**	8.673	2:43.866
10	2.632	2:46.096	**10**	2.876	2:42.198	**10**	4.177	2:43.188	**44**	6.725	2:43.544	**92**	9.045	2:43.711
92	2.934	2:46.398	**92**	3.157	2:42.177	**92**	4.632	2:43.362	**92**	6.961	2:43.944	**83**	9.314	2:43.508
5	3.351	2:46.815	**83**	3.426	2:41.466	**44**	4.796	2:42.770	**47**	7.262	2:44.739	**44**	9.523	2:44.425
83	3.914	2:47.378	**47**	3.613	2:41.606	**83**	5.111	2:43.572	**83**	7.433	2:43.937	**47**	9.889	2:44.254
47	3.961	2:47.425	**44**	3.913	2:41.589	**45**	6.325	2:42.885	**23**	9.242	2:44.393	**45**	10.478	2:42.390
44	4.278	2:47.742	**58**	4.255	2:40.611	**23**	6.464	2:42.496	**45**	9.715	2:45.005	**23**	10.743	2:43.128
45	4.695	2:48.159	**45**	5.327	2:42.586	**24**	10.100	2:44.851	**24**	12.596	2:44.111	**24**	14.522	2:43.553
58	5.598	2:49.062	**23**	5.855	2:41.900	**19**	10.312	2:49.361	**7**	17.584	2:44.259	**22**	21.846	2:45.316
23	5.909	2:49.373	**24**	7.136	2:42.793	**22**	14.377	2:45.826	**22**	18.157	2:45.395	**7**	21.935	2:45.978
24	6.297	2:49.761	**22**	10.438	2:45.562	**7**	14.940	2:46.188	**55**	23.579	2:46.095	**80**	26.981	2:44.640
22	6.830	2:50.294	**7**	10.639	2:45.384	**55**	19.099	2:45.652	**80**	23.968	2:45.894	**55**	27.149	2:45.197
7	7.209	2:50.673	**5**	13.226	2:51.829 **P**	**80**	19.689	2:47.482	**53**	24.350	2:45.910	**53**	28.038	2:45.315
93	8.457	2:51.921	**80**	14.094	2:46.225	**53**	20.055	2:45.817	**19**	26.202	2:57.505 **P**	**34**	37.764	2:47.073
80	9.823	2:53.287	**55**	15.334	2:46.231	**34**	26.850	2:48.467	**34**	32.318	2:47.083	**73**	37.891	2:46.074
53	10.937	2:54.401	**53**	16.125	2:47.142	**73**	28.066	2:50.322	**73**	33.444	2:46.993	**25**	1:28.636	2:53.564
55	11.057	2:54.521	**73**	19.631	2:49.155	**48**	1:03.939	2:54.089	**48**	1:16.267	2:53.943	**48**	1:29.742	2:55.102
34	11.595	2:55.059	**34**	20.270	2:50.629	**11**	1:04.243	2:54.732	**25**	1:16.699	2:53.915	**119**	1:30.062	2:53.595
73	12.430	2:55.894	**11**	51.398	2:53.713	**25**	1:04.399	2:54.129	**11**	1:17.257	2:54.629	**91**	1:30.091	2:53.379
48	38.062	3:21.526	**48**	51.737	2:55.629	**77**	1:05.296	2:54.486	**71**	1:17.324	2:53.510	**71**	1:30.395	2:54.698
77	38.797	3:22.261	**71**	51.869	2:53.504	**71**	1:05.429	2:55.447	**66**	1:17.949	2:53.413	**77**	1:30.517	2:52.678
91	39.164	3:22.628	**25**	52.157	2:54.007	**88**	1:05.837	2:54.286	**119**	1:18.094	2:53.666	**11**	1:30.919	2:55.289
11	39.639	3:23.103	**91**	52.688	2:55.478	**91**	1:05.957	2:55.156	**91**	1:18.339	2:53.997	**88**	1:31.206	2:54.250
88	39.788	3:23.252	**77**	52.697	2:55.854	**119**	1:06.043	2:54.663	**88**	1:18.583	2:54.361	**66**	1:31.248	2:54.926
25	40.104	3:23.568	**66**	53.137	2:54.031	**66**	1:06.151	2:54.901	**27**	1:19.048	2:54.080	**115**	1:31.381	2:53.410
71	40.319	3:23.783	**119**	53.267	2:54.057	**30**	1:06.345	2:53.792	**77**	1:19.466	2:55.785	**30**	1:31.503	2:52.647
27	40.824	3:24.288	**88**	53.438	2:55.604	**27**	1:06.583	2:54.859	**115**	1:19.598	2:54.529	**27**	1:31.607	2:54.186
30	40.881	3:24.345	**27**	53.611	2:54.741	**115**	1:06.684	2:53.593	**110**	1:20.020	2:54.062	**28**	1:31.849	2:53.390
66	41.060	3:24.524	**6**	53.952	2:53.909	**28**	1:07.358	2:55.145	**28**	1:20.086	2:54.343	**110**	1:32.278	2:53.885
119	41.164	3:24.628	**28**	54.100	2:54.472	**6**	1:07.441	2:55.376	**79**	1:20.280	2:53.601	**79**	1:32.404	2:53.751
28	41.582	3:25.046	**30**	54.440	2:55.513	**110**	1:07.573	2:54.856	**30**	1:20.483	2:55.753	**6**	1:32.541	2:53.220
6	41.997	3:25.461	**110**	54.604	2:53.820	**153**	1:08.031	2:54.739	**6**	1:20.948	2:55.122	**153**	1:32.825	2:53.113
29	42.312	3:25.776	**115**	54.978	2:53.164	**79**	1:08.294	2:54.319	**153**	1:21.339	2:54.923	**13**	1:35.366	2:54.033
110	42.738	3:26.202	**153**	55.179	2:53.843	**70**	1:10.175	2:53.730	**29**	1:22.507	2:53.392	**70**	1:35.503	2:54.293
153	43.290	3:26.754	**79**	55.862	2:53.934	**29**	1:10.730	2:54.842	**70**	1:22.837	2:54.277	**29**	1:35.874	2:54.994
115	43.768	3:27.232	**8**	57.401	2:54.774	**8**	1:11.106	2:55.592	**13**	1:22.960	2:53.227	**8**	1:36.070	2:54.311
79	43.882	3:27.346	**13**	57.492	2:55.069	**13**	1:11.348	2:55.743	**8**	1:23.386	2:53.895	**74**	1:36.668	2:52.234
13	44.377	3:27.841	**29**	57.775	2:57.417	**51**	1:11.638	2:54.116	**51**	1:24.274	2:54.251	**51**	1:37.140	2:54.493
8	44.581	3:28.045	**70**	58.332	2:55.430	**9**	1:12.035	2:54.892	**50**	1:25.085	2:54.147	**50**	1:37.837	2:54.379
12	44.691	3:28.155	**144**	58.749	2:55.183	**50**	1:12.553	2:54.246	**74**	1:26.061	2:54.374	**9**	1:38.850	2:53.891
70	44.856	3:28.320	**9**	59.030	2:54.780	**144**	1:12.977	2:56.115	**9**	1:26.586	2:56.166	**21**	1:40.948	2:55.332
144	45.520	3:28.984	**51**	59.409	2:55.607	**74**	1:13.302	2:53.885	**21**	1:27.243	2:54.148	**12**	1:41.674	2:55.789
51	45.756	3:29.220	**50**	1:00.194	2:54.653	**38**	1:14.212	2:55.163	**12**	1:27.512	2:54.697	**144**	1:41.678	2:55.033
9	46.204	3:29.668	**38**	1:00.936	2:55.959	**12**	1:14.430	2:54.496	**144**	1:28.272	2:56.910	**38**	1:42.391	2:55.066
38	46.931	3:30.395	**74**	1:01.304	2:55.990	**21**	1:14.710	2:55.111	**38**	1:28.952	2:56.355	**67**	1:42.604	2:54.484
74	47.268	3:30.732	**21**	1:01.486	2:55.183	**18**	1:15.083	2:54.594	**18**	1:29.639	2:56.171	**18**	1:43.226	2:55.214
50	47.495	3:30.959	**12**	1:01.821	2:59.084	**67**	1:16.700	2:54.501	**67**	1:29.747	2:54.662	**94**	1:48.989	2:56.397
21	48.257	3:31.721	**18**	1:02.376	2:55.024	**52**	1:18.717	2:55.839	**94**	1:34.219	2:55.847	**122**	1:52.821	2:56.434
169	48.580	3:32.044	**67**	1:04.086	2:55.814	**94**	1:19.987	2:56.266	**122**	1:38.014	2:56.235	**169**	1:54.878	2:57.165
52	48.903	3:32.367	**52**	1:04.765	2:57.816	**169**	1:22.352	2:58.776	**4**	1:39.130	2:58.051	**4**	1:55.494	2:57.991
18	49.306	3:32.770	**169**	1:05.463	2:58.837	**4**	1:22.694	2:58.611	**169**	1:39.340	2:58.603	**68**	1:55.947	2:57.283
94	49.872	3:33.336	**94**	1:05.608	2:57.690	**122**	1:23.394	2:58.675	**68**	1:40.291	2:57.049	**33**	2:14.270	3:02.173
67	50.226	3:33.690	**4**	1:05.970	2:57.134	**68**	1:24.857	2:57.863	**33**	1:53.724	3:01.723			
4	50.790	3:34.254	**122**	1:06.606	2:57.117	**33**	1:33.616	3:02.528						
122	51.443	3:34.907	**68**	1:08.881	2:58.624	**5**	2:04.312	4:32.973 **P**						
68	52.211	3:35.675	**33**	1:12.975	3:01.771									
33	53.158	3:36.622												

Spa-Francorchamps
Circuit Length = 4.3520 miles
Start: 15:46 Flag 16:18 End: 16:22

Weather / Track : Bright / Dry

Avon Tyres Seven 420R & Santander Caterham Seven 310R Championships

RACE 2 - LAP CHART

LAP 6 @ 16:02:18.013

NO	BEHIND	LAP TIME
3		2:41.154
10	11.683	2:44.164
44	11.879	2:43.510
83	12.370	2:44.210
47	12.619	2:43.884
92	12.724	2:44.833
23	13.229	2:43.640
45	13.342	2:44.018
24	17.605	2:44.237
7	26.937	2:46.156
22	27.466	2:46.774
55	31.089	2:45.094
80	31.433	2:45.606
53	31.731	2:44.847
34	44.806	2:48.196
73	45.160	2:48.423
91	1:41.512	2:52.575
119	1:41.723	2:52.815
77	1:42.397	2:53.034
48	1:42.686	2:54.098
88	1:43.050	2:52.998
25	1:43.207	2:55.725
71	1:43.534	2:54.293
27	1:43.787	2:53.334
115	1:43.869	2:53.642
11	1:44.078	2:54.313
66	1:44.303	2:54.209
30	1:44.392	2:54.043
6	1:45.033	2:53.646
28	1:45.236	2:54.541
110	1:45.437	2:54.313
79	1:46.123	2:54.873
153	1:46.423	2:54.752
13	1:47.481	2:53.269
29	1:47.898	2:53.178
74	1:48.134	2:52.620
70	1:48.527	2:54.178
8	1:49.191	2:54.275
51	1:49.619	2:53.633
50	1:50.741	2:54.058
9	1:52.068	2:54.372
21	1:54.460	2:54.666
12	1:54.666	2:54.146
144	1:55.317	2:54.793
67	1:55.490	2:54.040
38	1:56.078	2:54.841
18	1:56.211	2:54.139
94	2:04.772	2:56.937
122	2:08.290	2:56.623
4	2:11.510	2:57.170
169	2:11.886	2:58.162
68	2:12.208	2:57.415
33	2:34.213	3:01.097

LAP 7 @ 16:04:59.790

NO	BEHIND	LAP TIME
3		2:41.777
10	13.864	2:43.958
44	13.975	2:43.873
92	14.357	2:43.410
83	14.555	2:43.962
47	14.900	2:44.058
23	15.260	2:43.808
45	15.513	2:43.948
24	21.864	2:46.036
22	30.843	2:45.154
7	31.262	2:46.102
80	33.364	2:43.708
55	33.906	2:44.594
53	34.317	2:44.363
34	52.092	2:49.063
73	54.061	2:50.678
119	1:52.948	2:53.002
48	1:53.057	2:52.148
77	1:53.546	2:52.926
88	1:53.868	2:52.595
91	1:53.882	2:54.147
115	1:55.843	2:53.751
71	1:56.132	2:54.375
27	1:56.210	2:54.200
30	1:56.257	2:53.642
25	1:57.045	2:55.615
28	1:57.327	2:53.868
110	1:58.041	2:54.381
6	2:00.058	2:56.802
153	2:00.951	2:56.305
29	2:01.794	2:55.673
74	2:02.322	2:55.965
13	2:02.433	2:56.729
70	2:02.808	2:56.058
79	2:03.123	2:58.777
8	2:03.473	2:56.059
50	2:03.737	2:54.773
51	2:04.246	2:56.404
9	2:05.982	2:55.691
66	2:06.325	3:03.799
12	2:06.858	2:53.969
21	2:07.210	2:54.527
67	2:07.732	2:54.019
144	2:08.136	2:54.596
38	2:09.057	2:54.756
18	2:09.748	2:55.314
94	2:20.487	2:57.492
122	2:24.431	2:57.918
4	2:28.629	2:58.896
169	2:28.881	2:58.772
68	2:29.776	2:59.345

LAP 8 @ 16:07:41.886

NO	BEHIND	LAP TIME
3		2:42.096
33	1 Lap	3:01.850
92	17.190	2:44.929
47	17.476	2:44.672
83	17.620	2:45.161
44	17.858	2:45.979
45	18.686	2:45.269
10	18.755	2:46.987
23	19.045	2:45.881
24	25.408	2:45.640
7	35.876	2:46.710
22	36.689	2:47.942
80	37.092	2:45.824
55	37.152	2:45.342
53	37.459	2:45.238
34	58.810	2:48.814
73	1:00.355	2:48.390
119	2:04.686	2:53.834
77	2:05.204	2:53.754
88	2:05.410	2:53.638
91	2:05.752	2:53.966
48	2:05.926	2:54.965
115	2:06.444	2:52.697
71	2:06.626	2:52.590
25	2:07.122	2:52.173
27	2:08.765	2:54.651
110	2:09.391	2:53.446
153	2:12.478	2:53.623
6	2:13.156	2:55.194
74	2:14.684	2:54.458
29	2:15.060	2:55.362
13	2:15.272	2:54.935
70	2:15.510	2:54.798
50	2:16.617	2:54.976
79	2:16.910	2:55.883
8	2:17.668	2:56.291
51	2:17.929	2:55.779
12	2:20.006	2:55.244
21	2:20.589	2:55.475
9	2:21.005	2:57.119
67	2:21.276	2:55.640
144	2:21.313	2:55.273
38	2:21.780	2:54.819
18	2:23.712	2:56.060
30	2:29.792	3:15.631
94	2:34.995	2:56.604

LAP 9 @ 16:10:23.993

NO	BEHIND	LAP TIME
3		2:42.107
122	1 Lap	2:59.894
169	1 Lap	2:58.769
4	1 Lap	2:59.212
68	1 Lap	2:58.969
28	1 Lap	3:42.829 P
44	18.739	2:42.988
47	19.375	2:44.006
83	19.603	2:44.090
92	19.876	2:44.793
23	21.903	2:44.965
10	21.942	2:45.294
45	22.792	2:46.213
24	29.158	2:45.857
33	1 Lap	3:01.665
7	38.771	2:45.002
22	39.274	2:44.692
55	39.549	2:44.504
53	41.312	2:45.960
80	42.072	2:47.087
34	1:05.748	2:49.045
73	1:05.930	2:47.682
88	2:15.653	2:52.350
77	2:15.966	2:52.869
48	2:16.827	2:53.008
91	2:17.123	2:53.478
115	2:17.775	2:53.438
25	2:18.066	2:53.051
119	2:18.119	2:55.540
27	2:18.119	2:51.461
71	2:18.261	2:53.742
110	2:19.606	2:52.322
74	2:25.086	2:52.509
153	2:25.502	2:55.131
29	2:27.493	2:54.540
13	2:27.854	2:54.689
70	2:28.201	2:54.798
50	2:28.452	2:53.942
8	2:28.667	2:53.106
51	2:29.155	2:53.333
12	2:31.956	2:54.057
21	2:32.279	2:53.797
144	2:32.806	2:53.600
9	2:33.292	2:54.394
67	2:33.651	2:54.482
38	2:35.005	2:55.332
18	2:36.217	2:54.612
30	2:39.975	2:52.290
6	2:40.559	3:09.510

LAP 10 @ 16:13:05.683

NO	BEHIND	LAP TIME
3		2:41.690
94	1 Lap	2:55.390
122	1 Lap	2:57.931
92	20.645	2:42.459
47	21.308	2:43.623
44	21.454	2:44.405
83	21.732	2:43.819
169	1 Lap	3:00.999
4	1 Lap	3:00.975
10	23.257	2:43.005
68	1 Lap	3:00.549
23	23.640	2:43.427
45	23.928	2:42.826
24	32.050	2:44.582
22	42.647	2:45.063
7	43.257	2:46.176
55	43.269	2:45.410
53	44.040	2:44.418
80	44.354	2:43.972
33	1 Lap	3:01.051
34	1:13.256	2:49.198
73	1:13.655	2:49.415
28	1 Lap	3:44.228
91	2:26.817	2:51.384
77	2:27.451	2:53.175
48	2:27.617	2:52.480
71	2:27.939	2:51.368
88	2:27.966	2:54.003
25	2:28.284	2:51.908
27	2:28.574	2:52.145
115	2:29.156	2:53.071
110	2:29.920	2:52.004
119	2:30.011	2:53.582
74	2:37.544	2:54.148
153	2:38.107	2:54.295
29	2:41.943	2:56.140
13	2:42.202	2:56.038
8	2:42.302	2:55.325
70	2:42.395	2:55.884
50	2:42.538	2:55.776
51	2:42.691	2:55.226

Weather / Track : Bright / Dry

Spa-Francorchamps
Circuit Length = 4.3520 miles
Start: 15:46 Flag 16:18 End: 16:22

Avon Tyres Seven 420R & Santander Caterham Seven 310R Championships

RACE 2 - LAP CHART

LAP 11	@ 16:15:49.127	
NO	BEHIND	LAP TIME
3		2:43.444
21	1 Lap	2:54.728
144	1 Lap	2:54.349
67	1 Lap	2:54.112
38	1 Lap	2:55.035
9	1 Lap	2:57.040
30	1 Lap	2:51.112
18	1 Lap	2:55.754
6	1 Lap	2:54.162
12	1 Lap	3:08.283
94	1 Lap	2:55.428
44	20.582	2:42.572
92	20.956	2:43.755
47	21.030	2:43.166
83	21.893	2:43.605
10	22.013	2:42.200
23	22.355	2:42.159
45	24.713	2:44.229
122	1 Lap	2:58.410
24	34.874	2:46.268
169	1 Lap	3:00.654
4	1 Lap	3:00.734
68	1 Lap	3:00.769
55	44.055	2:44.230
22	44.264	2:45.061
80	44.600	2:43.690
7	45.143	2:45.330
53	45.648	2:45.052
33	1 Lap	3:01.318
34	1:16.469	2:46.657
73	1:18.150	2:47.939
28	1 Lap	2:54.369
91	2:36.861	2:53.488
48	2:37.095	2:52.922
71	2:37.522	2:53.027
77	2:37.720	2:53.713
115	2:38.538	2:52.826
27	2:38.952	2:53.822
25	2:39.095	2:54.255
88	2:39.363	2:54.841
110	2:39.581	2:53.105
119	2:40.464	2:53.897

LAP 12	@ 16:18:31.588	
NO	BEHIND	LAP TIME
3		2:42.461
74	1 Lap	2:53.164
153	1 Lap	2:52.825
29	1 Lap	2:54.991
8	1 Lap	2:56.416
21	1 Lap	2:53.655
50	1 Lap	2:56.918
51	1 Lap	2:57.179
144	1 Lap	2:54.610
67	1 Lap	2:54.820
30	1 Lap	2:51.605
70	1 Lap	2:59.585
13	1 Lap	3:00.818
38	1 Lap	2:56.211
9	1 Lap	2:56.118
18	1 Lap	2:54.584
6	1 Lap	2:53.672
92	21.670	2:43.175
44	22.142	2:44.021
47	22.774	2:44.205
83	23.098	2:43.666
10	23.322	2:43.770
23	23.660	2:43.766
45	27.208	2:44.956
12	1 Lap	2:56.056
24	38.941	2:46.528
80	46.167	2:44.028
122	1 Lap	2:57.392
22	46.621	2:44.818
55	46.711	2:45.117
7	48.772	2:46.090
53	52.041	2:48.854
169	1 Lap	2:59.044
68	1 Lap	2:59.026
4	1 Lap	2:59.650
94	1 Lap	3:23.836
34	1:20.801	2:46.793
73	1:21.639	2:45.950
33	1 Lap	3:00.321
28	1 Lap	2:53.718
48	2:47.252	2:52.618
91	2:47.622	2:53.222
115	2:47.776	2:51.699
27	2:48.799	2:52.308
25	2:50.099	2:53.465
88	2:50.685	2:53.783
119	2:50.778	2:52.775
110	2:51.240	2:54.120
71	2:51.263	2:56.202
77	2:51.415	2:56.156

Weather / Track : Bright / Dry

Spa-Francorchamps
Circuit Length = 4.3520 miles
Start: 15:46 Flag 16:18 End: 16:22

Avon Tyres Seven 420R & Santander Caterham Seven 310R Championships

RACE 2 - POSITION CHART

No	Name	Lap / Pos	1	2	3	4	5	6	7	8	9	10	11	12
3	BYRNE	1	3	3	3	3	3	3	3	3	3	3	3	3
5	HENDERSON	2	19	19	47	10	10	10	10	92	44	92	44	92
19	HEAD	3	10	10	10	44	92	44	44	47	47	47	92	44
47	KOEBERLE	4	92	92	92	92	83	83	92	83	83	44	47	47
83	HIGGINSON	5	5	83	44	47	44	47	83	44	92	83	83	83
92	FALVEY	6	83	47	83	83	47	92	47	45	23	10	10	10
10	HEATON	7	47	44	45	23	45	23	23	10	10	23	23	23
23	ARMSTRONG	8	44	58	23	45	23	45	45	23	45	45	45	45
45	BATES	9	45	45	24	24	24	24	24	24	24	24	24	24
24	AUBREY	10	58	23	19	7	22	7	22	7	7	22	55	80
44	DICKENS	11	23	24	22	22	7	22	7	22	22	7	22	22
93	EVANS	12	24	22	7	55	80	55	80	80	55	55	80	55
55	OLIVANT	13	22	7	55	80	55	80	55	55	53	53	7	7
22	BROWES	14	7	*5*	80	53	53	53	53	53	80	80	53	53
7	HOY	15	93	80	53	*19*	34	34	34	34	34	34	34	34
34	SPARSHOTT	16	80	55	34	34	73	73	73	73	73	73	73	73
80	JORDAN	17	53	53	73	73	25	91	119	119	88	91	91	48
53	WELCH	18	55	73	48	48	48	119	48	77	77	77	48	91
73	THAIN	19	34	34	11	25	119	77	77	88	48	48	71	115
58	AINSCOUGH	20	73	11	25	11	91	48	88	91	91	71	77	27
48	GRENSINGER	21	48	48	77	71	71	88	91	48	115	88	115	25
91	BRISTOW	22	77	71	71	66	77	25	115	115	25	25	27	88
11	PERRY	23	91	25	88	119	11	71	71	71	119	27	25	119
77	SAWYER	24	11	91	91	91	88	27	27	25	27	115	88	110
25	MCCORMACK	25	88	77	119	88	66	115	30	27	71	110	110	71
88	WALTERS	26	25	66	66	27	115	11	25	110	110	119	119	77
27	TOPHAM	27	71	119	30	77	30	66	28	153	74	74	74	
30	GILLIAS	28	27	88	27	115	27	30	110	6	153	153	153	
66	SWANN-DIXON	29	30	27	115	110	28	6	6	74	29	29	29	
6	LAMBERT	30	66	6	28	28	110	28	153	29	13	13	8	
29	CHILD	31	119	28	6	79	79	110	29	13	70	8	21	
28	SENIOR	32	28	30	110	30	6	79	74	70	50	70	50	
12	WHITTON	33	6	110	153	6	153	153	13	50	8	50	51	
110	SHIVERAL	34	29	115	79	153	13	13	70	79	51	51	144	
8	SHARROCK	35	110	153	70	29	70	29	79	8	12	21	67	
71	COOPER	36	153	79	29	70	29	74	8	51	21	144	30	
79	BELL	37	115	8	8	13	8	70	50	12	144	67	70	
153	ROBERTS	38	79	13	13	8	74	8	51	21	9	38	13	
119	HENSHALL	39	13	29	51	51	51	51	9	9	67	9	38	
13	OREILLY	40	8	70	9	50	50	50	66	67	38	30	9	
70	COOPER	41	12	144	50	74	9	9	12	144	18	18	18	
144	RIDLEY	42	70	9	144	9	21	21	21	38	30	6	6	
50	HYATT	43	144	51	74	21	12	12	67	18	6	12	12	
18	BULLOCK	44	51	50	38	12	144	144	144	30	94	94	122	

Weather / Track : Bright / Dry

Spa-Francorchamps
Circuit Length = 4.3520 miles
Start: 15:46 Flag 16:18 End: 16:22

Avon Tyres Seven 420R & Santander Caterham Seven 310R Championships

RACE 2 - POSITION CHART

No	Name	Lap Pos	1	2	3	4	5	6	7	8	9	10	11	12
38	PRICE	45	9	38	12	144	38	67	38	94	122	122	169	
9	EVERETT	46	38	74	21	38	67	38	18	122	169	169	68	
52	PRATT	47	74	21	18	18	18	18	94	169	4	4	4	
51	DAVIES	48	50	12	67	67	94	94	122	4	68	68	94	
115	YATES	49	21	18	52	94	122	122	4	68	33	33	33	
21	LANDY	50	169	67	94	122	169	4	169	*28*	28	28	28	
4	STYRING	51	52	52	169	4	4	169	68	33				
169	EVANS	52	18	169	4	169	68	68	33					
67	CHRISTIE	53	94	94	122	68	33	33						
122	CURTIS	54	67	4	68	33								
68	WELCH	55	4	122	33									
33	CHATTERJEE	56	122	68	*5*									
74	BEARDWELL	57	68	33										
94	UPPAL	58	33											

Weather / Track : Bright / Dry

Spa-Francorchamps
Circuit Length = 4.3520 miles
Start: 15:46 Flag 16:18 End: 16:22

Avon Tyres Seven 420R & Santander Caterham Seven 310R Championships

RACE 2 - BEST SECTORS

	SECTOR 1			SECTOR 2			SECTOR 3		
POS	NO	NAME	TIME	NO	NAME	TIME	NO	NAME	TIME
1	23	ARMSTRONG	46.075	3	BYRNE	1:12.449	58	AINSCOUGH	41.293
2	58	AINSCOUGH	46.156	58	AINSCOUGH	1:12.858	19	HEAD	41.521
3	92	FALVEY	46.294	44	DICKENS	1:13.134	83	HIGGINSON	41.611
4	24	AUBREY	46.318	92	FALVEY	1:13.152	47	KOEBERLE	41.642
5	83	HIGGINSON	46.332	10	HEATON	1:13.280	80	JORDAN	41.715
6	44	DICKENS	46.372	19	HEAD	1:13.295	44	DICKENS	41.744
7	47	KOEBERLE	46.492	47	KOEBERLE	1:13.392	23	ARMSTRONG	41.745
8	10	HEATON	46.519	83	HIGGINSON	1:13.523	92	FALVEY	41.855
9	45	BATES	46.523	5	HENDERSON	1:13.549	3	BYRNE	41.881
10	5	HENDERSON	46.565	23	ARMSTRONG	1:13.555	45	BATES	41.952
11	19	HEAD	46.566	45	BATES	1:13.642	10	HEATON	41.998
12	3	BYRNE	46.788	80	JORDAN	1:13.725	24	AUBREY	42.200
13	55	OLIVANT	46.827	7	HOY	1:13.881	55	OLIVANT	42.252
14	93	EVANS	46.881	24	AUBREY	1:13.906	22	BROWES	42.261
15	80	JORDAN	46.968	55	OLIVANT	1:14.220	7	HOY	42.426
16	22	BROWES	47.016	53	WELCH	1:14.352	53	WELCH	42.446
17	7	HOY	47.152	73	THAIN	1:14.369	5	HENDERSON	42.595
18	53	WELCH	47.172	22	BROWES	1:14.502	93	EVANS	42.783
19	34	SPARSHOTT	47.799	34	SPARSHOTT	1:15.124	73	THAIN	43.077
20	73	THAIN	48.119	91	BRISTOW	1:16.389	34	SPARSHOTT	43.235
21	30	GILLIAS	49.018	48	GRENSINGER	1:16.634	30	GILLIAS	44.005
22	6	LAMBERT	49.019	119	HENSHALL	1:16.815	88	WALTERS	44.199
23	71	COOPER	49.071	93	EVANS	1:16.871	74	BEARDWELL	44.336
24	115	YATES	49.209	30	GILLIAS	1:16.874	28	SENIOR	44.463
25	48	GRENSINGER	49.341	25	MCCORMACK	1:16.878	91	BRISTOW	44.485
26	88	WALTERS	49.363	115	YATES	1:17.055	70	COOPER	44.588
27	79	BELL	49.489	28	SENIOR	1:17.141	110	SHIVERAL	44.605
28	74	BEARDWELL	49.519	88	WALTERS	1:17.237	153	ROBERTS	44.645
29	110	SHIVERAL	49.528	71	COOPER	1:17.239	79	BELL	44.645
30	25	MCCORMACK	49.562	110	SHIVERAL	1:17.272	6	LAMBERT	44.657
31	91	BRISTOW	49.564	74	BEARDWELL	1:17.388	13	OREILLY	44.684
32	153	ROBERTS	49.575	67	CHRISTIE	1:17.631	66	SWANN-DIXON	44.714
33	144	RIDLEY	49.606	6	LAMBERT	1:17.761	25	MCCORMACK	44.735
34	28	SENIOR	49.638	51	DAVIES	1:17.814	48	GRENSINGER	44.744
35	11	PERRY	49.651	11	PERRY	1:17.869	29	CHILD	44.754
36	67	CHRISTIE	49.677	144	RIDLEY	1:17.892	12	WHITTON	44.778
37	119	HENSHALL	49.687	153	ROBERTS	1:17.946	71	COOPER	44.793
38	21	LANDY	49.745	21	LANDY	1:17.973	51	DAVIES	44.852
39	13	OREILLY	49.793	12	WHITTON	1:17.977	67	CHRISTIE	44.902
40	18	BULLOCK	49.825	13	OREILLY	1:18.029	8	SHARROCK	44.905
41	50	HYATT	49.851	9	EVERETT	1:18.040	115	YATES	44.917
42	8	SHARROCK	49.864	50	HYATT	1:18.046	119	HENSHALL	44.984
43	70	COOPER	49.886	66	SWANN-DIXON	1:18.075	21	LANDY	44.990
44	12	WHITTON	49.895	8	SHARROCK	1:18.091	50	HYATT	45.094
45	29	CHILD	49.905	29	CHILD	1:18.131	9	EVERETT	45.158
46	51	DAVIES	49.920	94	UPPAL	1:18.180	144	RIDLEY	45.171
47	66	SWANN-DIXON	49.944	38	PRICE	1:18.224	18	BULLOCK	45.209
48	9	EVERETT	50.093	79	BELL	1:18.408	38	PRICE	45.314
49	122	CURTIS	50.321	18	BULLOCK	1:18.413	94	UPPAL	45.525
50	38	PRICE	50.424	52	PRATT	1:18.602	11	PERRY	45.573
51	68	WELCH	50.582	70	COOPER	1:18.720	52	PRATT	45.723
52	169	EVANS	50.638	122	CURTIS	1:19.466	122	CURTIS	45.802
53	94	UPPAL	50.859	68	WELCH	1:19.839	169	EVANS	45.978
54	52	PRATT	51.514	169	EVANS	1:20.200	68	WELCH	46.126
55	33	CHATTERJEE	52.472	33	CHATTERJEE	1:20.729	33	CHATTERJEE	46.686
56									
57									
58									

IDEAL / BEST COMPARISON					
POS	NO	NAME	IDEAL	BEST	DIFF
		PERFECT LAP	2:39.817		
1	58	AINSCOUGH	2:40.307	2:40.611	0.304
2	3	BYRNE	2:41.118	2:41.154	0.036
3	44	DICKENS	2:41.250	2:41.589	0.339
4	92	FALVEY	2:41.301	2:42.177	0.876
5	23	ARMSTRONG	2:41.375	2:41.900	0.525
6	19	HEAD	2:41.382	2:42.608	1.226
7	83	HIGGINSON	2:41.466	2:41.466	0.000
8	47	KOEBERLE	2:41.526	2:41.606	0.080
9	10	HEATON	2:41.797	2:42.198	0.401
10	45	BATES	2:42.117	2:42.390	0.273
11	80	JORDAN	2:42.408	2:43.690	1.282
12	24	AUBREY	2:42.424	2:42.793	0.369
13	5	HENDERSON	2:42.709	2:46.815	4.106
14	55	OLIVANT	2:43.299	2:44.230	0.931
15	7	HOY	2:43.459	2:44.259	0.800
16	22	BROWES	2:43.779	2:44.692	0.913
17	53	WELCH	2:43.970	2:44.363	0.393
18	73	THAIN	2:45.565	2:45.950	0.385
19	34	SPARSHOTT	2:46.158	2:46.657	0.499
20	93	EVANS	2:46.535	2:51.921	5.386
21	30	GILLIAS	2:49.897	2:51.112	1.215
22	91	BRISTOW	2:50.438	2:51.384	0.946
23	48	GRENSINGER	2:50.719	2:52.148	1.429
24	88	WALTERS	2:50.799	2:52.350	1.551
25	71	COOPER	2:51.103	2:51.368	0.265
26	25	MCCORMACK	2:51.175	2:51.908	0.733
27	115	YATES	2:51.181	2:51.699	0.518
28	28	SENIOR	2:51.242	2:53.390	2.148
29	74	BEARDWELL	2:51.243	2:52.234	0.991
30	110	SHIVERAL	2:51.405	2:52.004	0.599
31	6	LAMBERT	2:51.437	2:53.220	1.783
32	119	HENSHALL	2:51.486	2:52.775	1.289
33	153	ROBERTS	2:52.166	2:52.825	0.659
34	67	CHRISTIE	2:52.210	2:54.019	1.809
35	13	OREILLY	2:52.506	2:53.227	0.721
36	79	BELL	2:52.542	2:53.601	1.059
37	51	DAVIES	2:52.586	2:53.333	0.747
38	12	WHITTON	2:52.650	2:53.969	1.319
39	144	RIDLEY	2:52.669	2:53.600	0.931
40	21	LANDY	2:52.708	2:53.655	0.947
41	66	SWANN-DIXON	2:52.733	2:53.413	0.680
42	29	CHILD	2:52.790	2:53.178	0.388
43	8	SHARROCK	2:52.860	2:53.106	0.246
44	50	HYATT	2:52.991	2:53.942	0.951
45	11	PERRY	2:53.093	2:53.713	0.620
46	70	COOPER	2:53.194	2:53.730	0.536
47	9	EVERETT	2:53.291	2:53.891	0.600
48	18	BULLOCK	2:53.447	2:54.139	0.692
49	38	PRICE	2:53.962	2:54.756	0.794
50	94	UPPAL	2:54.564	2:55.390	0.826
51	122	CURTIS	2:55.589	2:56.235	0.646
52	52	PRATT	2:55.839	2:55.839	0.000
53	68	WELCH	2:56.547	2:57.049	0.502
54	169	EVANS	2:56.816	2:57.165	0.349
55	33	CHATTERJEE	2:59.887	3:00.321	0.434
56	27	TOPHAM		2:51.461	
57	77	SAWYER		2:52.678	
58	4	STYRING		2:57.134	

Weather / Track : Bright / Dry

Spa-Francorchamps
Circuit Length = 4.3520 miles
Start: 15:46 Flag 16:18 End: 16:22

Results can be found at www.tsl-timing.com

Printed - 16:28 Sunday, 21 July 2019

Avon Tyres Seven 420R & Santander Caterham Seven 310R Championships

RACE 2 - BEST SPEEDS

	INTERMEDIATE 1			INTERMEDIATE 2			FINISH LINE		
POS	NO	NAME	MPH	NO	NAME	MPH	NO	NAME	MPH
1	92	FALVEY	132.6	47	KOEBERLE	92.9	3	BYRNE	88.3
2	10	HEATON	132.3	19	HEAD	92.9	92	FALVEY	88.3
3	44	DICKENS	132.1	23	ARMSTRONG	92.6	19	HEAD	88.3
4	23	ARMSTRONG	132.1	44	DICKENS	92.4	83	HIGGINSON	88.1
5	83	HIGGINSON	131.8	83	HIGGINSON	92.3	10	HEATON	88.1
6	45	BATES	131.8	10	HEATON	92.1	44	DICKENS	88.0
7	80	JORDAN	131.5	92	FALVEY	92.0	55	OLIVANT	87.9
8	3	BYRNE	131.3	22	BROWES	92.0	53	WELCH	87.9
9	7	HOY	131.3	5	HENDERSON	92.0	23	ARMSTRONG	87.8
10	47	KOEBERLE	130.8	24	AUBREY	91.8	24	AUBREY	87.7
11	55	OLIVANT	130.8	7	HOY	91.8	80	JORDAN	87.7
12	22	BROWES	130.5	55	OLIVANT	91.5	47	KOEBERLE	87.2
13	73	THAIN	130.3	80	JORDAN	91.4	45	BATES	87.1
14	88	WALTERS	130.0	53	WELCH	91.4	22	BROWES	87.1
15	19	HEAD	130.0	58	AINSCOUGH	91.4	58	AINSCOUGH	87.0
16	53	WELCH	129.8	3	BYRNE	91.3	34	SPARSHOTT	86.8
17	28	SENIOR	129.8	73	THAIN	91.1	7	HOY	86.3
18	71	COOPER	129.5	45	BATES	90.4	73	THAIN	86.3
19	5	HENDERSON	129.5	34	SPARSHOTT	89.3	5	HENDERSON	86.3
20	58	AINSCOUGH	129.3	93	EVANS	89.3	93	EVANS	86.2
21	24	AUBREY	129.0	71	COOPER	87.9	71	COOPER	83.1
22	70	COOPER	129.0	30	GILLIAS	87.6	8	SHARROCK	82.9
23	119	HENSHALL	128.5	115	YATES	87.4	30	GILLIAS	82.6
24	25	MCCORMACK	128.3	48	GRENSINGER	87.3	110	SHIVERAL	82.4
25	110	SHIVERAL	128.3	79	BELL	87.3	88	WALTERS	82.3
26	93	EVANS	128.3	66	SWANN-DIXON	87.3	21	LANDY	82.3
27	30	GILLIAS	127.8	110	SHIVERAL	87.0	153	ROBERTS	82.2
28	34	SPARSHOTT	127.5	74	BEARDWELL	87.0	48	GRENSINGER	82.0
29	48	GRENSINGER	127.5	153	ROBERTS	87.0	115	YATES	82.0
30	29	CHILD	127.3	88	WALTERS	86.9	13	OREILLY	82.0
31	115	YATES	127.0	29	CHILD	86.9	144	RIDLEY	81.7
32	153	ROBERTS	127.0	25	MCCORMACK	86.8	6	LAMBERT	81.6
33	94	UPPAL	126.8	8	SHARROCK	86.8	25	MCCORMACK	81.5
34	79	BELL	126.6	12	WHITTON	86.8	119	HENSHALL	81.5
35	21	LANDY	126.3	50	HYATT	86.7	91	BRISTOW	81.4
36	144	RIDLEY	125.9	91	BRISTOW	86.5	50	HYATT	81.4
37	6	LAMBERT	125.9	21	LANDY	86.5	12	WHITTON	81.4
38	13	OREILLY	125.6	9	EVERETT	86.5	74	BEARDWELL	81.3
39	74	BEARDWELL	125.4	6	LAMBERT	86.4	51	DAVIES	81.2
40	66	SWANN-DIXON	125.4	70	COOPER	86.3	67	CHRISTIE	81.2
41	50	HYATT	125.2	28	SENIOR	86.3	28	SENIOR	81.2
42	67	CHRISTIE	124.7	119	HENSHALL	86.1	66	SWANN-DIXON	81.1
43	8	SHARROCK	124.2	51	DAVIES	86.0	29	CHILD	81.0
44	51	DAVIES	124.2	13	OREILLY	86.0	70	COOPER	81.0
45	9	EVERETT	124.2	18	BULLOCK	86.0	79	BELL	81.0
46	18	BULLOCK	124.2	94	UPPAL	85.9	38	PRICE	80.9
47	122	CURTIS	123.3	67	CHRISTIE	85.8	11	PERRY	80.9
48	52	PRATT	123.3	11	PERRY	85.7	94	UPPAL	80.8
49	91	BRISTOW	123.1	68	WELCH	85.3	18	BULLOCK	80.7
50	38	PRICE	122.6	169	EVANS	85.0	169	EVANS	80.7
51	12	WHITTON	122.4	144	RIDLEY	84.9	9	EVERETT	80.5
52	169	EVANS	122.0	52	PRATT	84.9	68	WELCH	79.5
53	11	PERRY	120.6	38	PRICE	84.8	122	CURTIS	79.3
54	68	WELCH	120.2	122	CURTIS	84.8	52	PRATT	78.5
55	33	CHATTERJEE	116.9	33	CHATTERJEE	81.8	33	CHATTERJEE	78.2
56									
57									
58									

Weather / Track : Bright / Dry

Spa-Francorchamps
Circuit Length = 4.3520 miles
Start: 15:46 Flag 16:18 End: 16:22

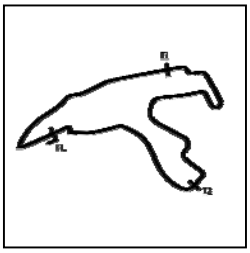

Avon Tyres Seven 420R & Santander Caterham Seven 310R Championships

RACE 2 - SECTOR ANALYSIS

SECTOR 1 = FL to I1, SECTOR 2 = I1 to I2, SECTOR 3 = I2 to FL, DIFF = Difference To Personal Best Lap, P = Crossed Finish Line in Pit Lane, D = Time Disallowed

P1 3 420R John BYRNE Caterham 420R - DW Motorsport

IDEAL LAP TIME : 2:41.118 BEST LAP TIME : 2:41.154 DIFFERENCE : 0.036

LAP	SECTOR 1		SECTOR 2		SECTOR 3		LAP TIME	MPH	DIFF	TIME OF DAY
1 -		127.5	1:12.552	***91.3***	42.019	86.8	2:43.464	95.84	2.310	15:48:49.776
2 -	46.938	127.8	1:13.012	89.8	42.004	86.2	2:41.954	96.74	0.800	15:51:31.730
3 -	47.122	127.5	1:12.884	89.4	***41.881***	86.8	2:41.887	96.78	0.733	15:54:13.617
4 -	***46.788***	128.0	1:12.623	89.5	42.204	87.2	2:41.615 **(2)**	96.94	0.461	15:56:55.232
5 -	46.907	127.5	1:12.732	89.2	41.988	87.1	2:41.627 **(3)**	96.93	0.473	15:59:36.859
6 -	46.792	127.5	***1:12.449***	90.0	41.913	86.9	***2:41.154*** **(1)**	***97.22***		***16:02:18.013***
7 -	46.949	127.3	1:12.627	89.7	42.201	86.8	2:41.777	96.84	0.623	16:04:59.790
8 -	47.372	130.0	1:12.671	90.3	42.053	87.4	2:42.096	96.65	0.942	16:07:41.886
9 -	46.832	130.0	1:12.928	90.1	42.347	87.6	2:42.107	96.64	0.953	16:10:23.993
10 -	46.922	131.0	1:12.496	91.0	42.272	87.9	2:41.690	96.89	0.536	16:13:05.683
11 -	46.970	***131.3***	1:14.442	90.5	42.032	87.8	2:43.444	95.85	2.290	16:15:49.127
12 -	47.098	129.8	1:13.419	90.4	41.944	***88.3***	2:42.461	96.43	1.307	16:18:31.588

P2 92 420R Jamie FALVEY Caterham 420R - DW Motorsport

IDEAL LAP TIME : 2:41.301 BEST LAP TIME : 2:42.177 DIFFERENCE : 0.876

LAP	SECTOR 1		SECTOR 2		SECTOR 3		LAP TIME	MPH	DIFF	TIME OF DAY
1 -		131.8	1:13.413	90.8	43.065	87.4	2:46.398	94.15	4.221	15:48:52.710
2 -	46.378	127.3	1:13.706	90.4	42.093	86.7	***2:42.177*** **(1)**	***96.60***		***15:51:34.887***
3 -	46.795	131.8	1:14.097	90.6	42.470	86.8	2:43.362	95.90	1.185	15:54:18.249
4 -	47.407	129.8	***1:13.152***	88.4	43.385	87.3	2:43.944	95.56	1.767	15:57:02.193
5 -	47.116	126.6	1:13.619	88.4	42.976	87.2	2:43.711	95.70	1.534	15:59:45.904
6 -	47.313	125.2	1:13.679	89.0	43.841	86.2	2:44.833	95.05	2.656	16:02:30.737
7 -	47.353	130.5	1:13.487	91.1	42.570	87.0	2:43.410	95.87	1.233	16:05:14.147
8 -	47.963	130.8	1:14.169	91.1	42.797	85.3	2:44.929	94.99	2.752	16:07:59.076
9 -	47.405	126.1	1:13.895	90.1	43.493	***88.3***	2:44.793	95.07	2.616	16:10:43.869
10 -	***46.294***	130.3	1:13.528	***92.0***	42.637	86.3	2:42.459 **(2)**	96.43	0.282	16:13:26.328
11 -	47.291	129.8	1:14.088	88.0	42.376	86.4	2:43.755	95.67	1.578	16:16:10.083
12 -	47.392	***132.6***	1:13.928	89.8	***41.855***	85.2	2:43.175 **(3)**	96.01	0.998	16:18:53.258

P3 44 420R Timothy DICKENS Caterham 420R -

IDEAL LAP TIME : 2:41.250 BEST LAP TIME : 2:41.589 DIFFERENCE : 0.339

LAP	SECTOR 1		SECTOR 2		SECTOR 3		LAP TIME	MPH	DIFF	TIME OF DAY
1 -		129.5	1:15.273	91.9	42.060	87.3	2:47.742	93.40	6.153	15:48:54.054
2 -	46.711	130.0	***1:13.134***	91.6	***41.744***	87.0	***2:41.589*** **(1)**	***96.95***		***15:51:35.643***
3 -	46.711	129.3	1:13.952	91.4	42.107	87.8	2:42.770 **(3)**	96.25	1.181	15:54:18.413
4 -	47.248	***132.1***	1:13.724	***92.4***	42.572	87.4	2:43.544	95.79	1.955	15:57:01.957
5 -	47.439	130.3	1:14.254	91.1	42.732	***88.0***	2:44.425	95.28	2.836	15:59:46.382
6 -	46.782	125.4	1:13.936	91.1	42.792	87.4	2:43.510	95.81	1.921	16:02:29.892
7 -	47.451	125.9	1:14.052	92.1	42.370	87.4	2:43.873	95.60	2.284	16:05:13.765
8 -	48.158	130.5	1:14.123	90.9	43.698	87.7	2:45.979	94.39	4.390	16:07:59.744
9 -	46.662	129.3	1:14.213	91.9	42.113	87.6	2:42.988	96.12	1.399	16:10:42.732
10 -	47.278	129.8	1:13.485	91.9	43.642	***88.0***	2:44.405	95.29	2.816	16:13:27.137
11 -	***46.372***	130.5	1:13.722	91.1	42.478	86.1	2:42.572 **(2)**	96.37	0.983	16:16:09.709
12 -	47.363	130.5	1:14.080	90.1	42.578	87.0	2:44.021	95.52	2.432	16:18:53.730

Weather / Track : Bright / Dry

Spa-Francorchamps
Circuit Length = 4.3520 miles
Start: 15:46 Flag 16:18 End: 16:22

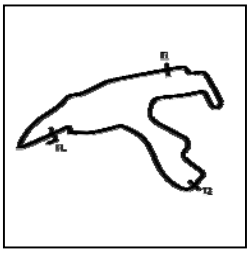

Avon Tyres Seven 420R & Santander Caterham Seven 310R Championships

RACE 2 - SECTOR ANALYSIS

SECTOR 1 = FL to I1, SECTOR 2 = I1 to I2, SECTOR 3 = I2 to FL, DIFF = Difference To Personal Best Lap, P = Crossed Finish Line in Pit Lane, D = Time Disallowed

P4 47 420R Alexander KOEBERLE Caterham 420R -

IDEAL LAP TIME : 2:41.526 BEST LAP TIME : 2:41.606 DIFFERENCE : 0.080

LAP	SECTOR 1		SECTOR 2		SECTOR 3		LAP TIME	MPH	DIFF	TIME OF DAY
1 -		123.8	1:14.627	92.4	42.521	86.9	2:47.425	93.57	5.819	15:48:53.737
2 -	***46.492***	126.8	1:13.472	91.1	***41.642***	***87.2***	***2:41.606*** **(1)**	***96.94***		***15:51:35.343***
3 -	46.524	127.8	1:14.135	91.9	41.753	84.3	2:42.412 **(2)**	96.46	0.806	15:54:17.755
4 -	48.046	128.5	1:13.791	***92.9***	42.902	86.7	2:44.739	95.10	3.133	15:57:02.494
5 -	47.028	125.4	1:14.295	92.0	42.931	86.4	2:44.254	95.38	2.648	15:59:46.748
6 -	46.536	125.4	1:14.508	92.3	42.840	85.1	2:43.884	95.60	2.278	16:02:30.632
7 -	47.453	129.5	1:13.727	91.9	42.878	86.3	2:44.058	95.49	2.452	16:05:14.690
8 -	47.985	125.4	1:14.356	91.6	42.331	86.9	2:44.672	95.14	3.066	16:07:59.362
9 -	47.133	126.6	1:14.406	92.0	42.467	87.0	2:44.006	95.53	2.400	16:10:43.368
10 -	46.545	130.0	***1:13.392***	90.8	43.686	85.8	2:43.623	95.75	2.017	16:13:26.991
11 -	46.704	124.5	1:14.175	88.5	42.287	85.9	2:43.166 **(3)**	96.02	1.560	16:16:10.157
12 -	47.350	***130.8***	1:14.769	87.8	42.086	86.9	2:44.205	95.41	2.599	16:18:54.362

P5 83 420R Matthew HIGGINSON Caterham 420R - DW Motorsport

IDEAL LAP TIME : 2:41.466 BEST LAP TIME : 2:41.466 DIFFERENCE : 0.000

LAP	SECTOR 1		SECTOR 2		SECTOR 3		LAP TIME	MPH	DIFF	TIME OF DAY
1 -		127.5	1:14.335	91.9	42.883	86.2	2:47.378	93.60	5.912	15:48:53.690
2 -	***46.332***	128.8	***1:13.523***	90.3	***41.611***	87.2	***2:41.466*** **(1)**	***97.03***		***15:51:35.156***
3 -	46.505	***131.8***	1:14.803	91.4	42.264	87.8	2:43.572 **(3)**	95.78	2.106	15:54:18.728
4 -	47.229	124.2	1:13.889	***92.3***	42.819	86.4	2:43.937	95.57	2.471	15:57:02.665
5 -	46.723	126.3	1:14.033	85.4	42.752	87.2	2:43.508 **(2)**	95.82	2.042	15:59:46.173
6 -	47.035	123.5	1:14.428	91.0	42.747	86.1	2:44.210	95.41	2.744	16:02:30.383
7 -	46.834	128.0	1:13.622	89.9	43.506	87.3	2:43.962	95.55	2.496	16:05:14.345
8 -	47.956	130.0	1:14.304	91.6	42.901	***88.1***	2:45.161	94.86	3.695	16:07:59.506
9 -	47.119	124.0	1:14.458	91.8	42.513	87.1	2:44.090	95.48	2.624	16:10:43.596
10 -	46.626	129.0	1:14.001	91.0	43.192	86.5	2:43.819	95.63	2.353	16:13:27.415
11 -	46.358	120.0	1:14.314	83.7	42.933	83.7	2:43.605	95.76	2.139	16:16:11.020
12 -	47.012	***131.8***	1:14.372	84.8	42.282	86.5	2:43.666	95.72	2.200	16:18:54.686

P6 10 420R Henry HEATON Caterham 420R -

IDEAL LAP TIME : 2:41.797 BEST LAP TIME : 2:42.198 DIFFERENCE : 0.401

LAP	SECTOR 1		SECTOR 2		SECTOR 3		LAP TIME	MPH	DIFF	TIME OF DAY
1 -		128.5	1:13.825	***92.1***	42.262	87.1	2:46.096	94.32	3.898	15:48:52.408
2 -	46.536	128.3	1:13.631	90.3	42.031	86.0	***2:42.198*** **(1)**	***96.59***		***15:51:34.606***
3 -	46.920	130.3	1:13.617	90.5	42.651	86.5	2:43.188	96.00	0.990	15:54:17.794
4 -	47.498	126.8	1:13.848	90.6	42.526	87.0	2:43.872	95.60	1.674	15:57:01.666
5 -	47.649	***132.3***	1:13.953	88.3	42.264	86.5	2:43.866	95.61	1.668	15:59:45.532
6 -	47.674	125.9	1:14.193	90.8	42.297	85.7	2:44.164	95.43	1.966	16:02:29.696
7 -	47.478	127.3	1:14.012	90.3	42.468	85.7	2:43.958	95.55	1.760	16:05:13.654
8 -	48.245	128.8	1:15.889	88.6	42.853	87.4	2:46.987	93.82	4.789	16:08:00.641
9 -	47.857	132.1	1:14.834	86.2	42.603	86.8	2:45.294	94.78	3.096	16:10:45.935
10 -	47.230	131.3	***1:13.280***	91.0	42.495	87.6	2:43.005 **(3)**	96.11	0.807	16:13:28.940
11 -	***46.519***	130.3	1:13.683	91.1	***41.998***	***88.1***	2:42.200 **(2)**	96.59	0.002	16:16:11.140
12 -	46.538	132.1	1:14.497	90.3	42.735	87.2	2:43.770	95.66	1.572	16:18:54.910

Weather / Track : Bright / Dry

Spa-Francorchamps
Circuit Length = 4.3520 miles
Start: 15:46 Flag 16:18 End: 16:22

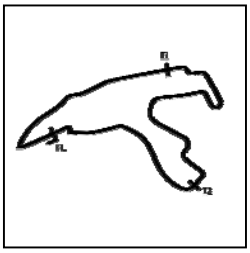

Avon Tyres Seven 420R & Santander Caterham Seven 310R Championships

RACE 2 - SECTOR ANALYSIS

SECTOR 1 = FL to I1, SECTOR 2 = I1 to I2, SECTOR 3 = I2 to FL, DIFF = Difference To Personal Best Lap, P = Crossed Finish Line in Pit Lane, D = Time Disallowed

P7 23 420R Justin ARMSTRONG Caterham 420R -

IDEAL LAP TIME : 2:41.375 BEST LAP TIME : 2:41.900 DIFFERENCE : 0.525

LAP	SECTOR 1		SECTOR 2		SECTOR 3		LAP TIME		MPH	DIFF	TIME OF DAY
1 -		118.3	1:16.712	89.3	42.161	87.3	2:49.373		92.50	7.473	15:48:55.685
2 -	46.131	126.1	1:14.024	90.5	***41.745***	86.8	***2:41.900***	**(1)**	***96.77***		***15:51:37.585***
3 -	***46.075***	130.3	1:14.422	89.5	41.999	87.4	2:42.496	**(3)**	96.41	0.596	15:54:20.081
4 -	48.385	127.5	1:13.924	89.4	42.084	86.8	2:44.393		95.30	2.493	15:57:04.474
5 -	47.018	130.0	1:14.028	90.8	42.082	87.1	2:43.128		96.04	1.228	15:59:47.602
6 -	46.554	***132.1***	1:14.279	92.5	42.807	86.3	2:43.640		95.74	1.740	16:02:31.242
7 -	46.968	130.0	1:14.317	91.4	42.523	87.7	2:43.808		95.64	1.908	16:05:15.050
8 -	47.679	130.0	1:15.489	88.8	42.713	***87.8***	2:45.881		94.45	3.981	16:08:00.931
9 -	47.460	***132.1***	1:14.764	87.3	42.741	86.1	2:44.965		94.97	3.065	16:10:45.896
10 -	47.383	126.8	***1:13.555***	91.3	42.489	87.4	2:43.427		95.86	1.527	16:13:29.323
11 -	46.509	129.0	1:13.854	***92.6***	41.796	87.6	2:42.159	**(2)**	96.61	0.259	16:16:11.482
12 -	47.079	127.5	1:14.228	91.5	42.459	87.3	2:43.766		95.67	1.866	16:18:55.248

P8 45 420R Chris BATES Caterham 420R - DPR Motorsport

IDEAL LAP TIME : 2:42.117 BEST LAP TIME : 2:42.390 DIFFERENCE : 0.273

LAP	SECTOR 1		SECTOR 2		SECTOR 3		LAP TIME		MPH	DIFF	TIME OF DAY
1 -		122.2	1:15.112	90.0	42.639	86.7	2:48.159		93.17	5.769	15:48:54.471
2 -	46.686	129.0	1:13.948	89.4	***41.952***	85.4	2:42.586	**(2)**	96.36	0.196	15:51:37.057
3 -	46.586	130.8	1:13.862	89.7	42.437	85.0	2:42.885		96.18	0.495	15:54:19.942
4 -	48.413	128.8	1:13.699	88.0	42.893	86.2	2:45.005		94.95	2.615	15:57:04.947
5 -	***46.523***	129.8	1:13.646	***90.4***	42.221	86.4	***2:42.390***	**(1)**	***96.48***		***15:59:47.337***
6 -	46.768	129.8	1:14.105	89.9	43.145	86.8	2:44.018		95.52	1.628	16:02:31.355
7 -	47.361	129.5	1:14.146	89.9	42.441	***87.1***	2:43.948		95.56	1.558	16:05:15.303
8 -	47.253	125.9	1:15.529	89.8	42.487	85.1	2:45.269		94.80	2.879	16:08:00.572
9 -	47.935	***131.8***	1:15.209	88.8	43.069	85.1	2:46.213		94.26	3.823	16:10:46.785
10 -	47.109	131.3	***1:13.642***	86.9	42.075	***87.1***	2:42.826	**(3)**	96.22	0.436	16:13:29.611
11 -	47.499	131.5	1:14.030	88.6	42.700	85.0	2:44.229		95.40	1.839	16:16:13.840
12 -	47.341	130.8	1:14.246	88.4	43.369	83.7	2:44.956		94.97	2.566	16:18:58.796

P9 24 420R Chris AUBREY Caterham 420R -

IDEAL LAP TIME : 2:42.424 BEST LAP TIME : 2:42.793 DIFFERENCE : 0.369

LAP	SECTOR 1		SECTOR 2		SECTOR 3		LAP TIME		MPH	DIFF	TIME OF DAY
1 -		128.8	1:15.421	91.5	***42.200***	86.9	2:49.761		92.29	6.968	15:48:56.073
2 -	***46.318***	128.0	1:14.127	89.3	42.348	85.8	***2:42.793***	**(1)**	***96.24***		***15:51:38.866***
3 -	47.673	123.8	1:14.705	90.5	42.473	86.0	2:44.851		95.04	2.058	15:54:23.717
4 -	47.116	***129.0***	1:14.349	91.5	42.646	86.1	2:44.111	**(3)**	95.46	1.318	15:57:07.828
5 -	47.259	124.5	***1:13.906***	89.9	42.388	86.3	2:43.553	**(2)**	95.79	0.760	15:59:51.381
6 -	47.522	126.3	1:13.923	89.7	42.792	86.0	2:44.237		95.39	1.444	16:02:35.618
7 -	47.208	125.9	1:14.462	90.0	44.366	84.9	2:46.036		94.36	3.243	16:05:21.654
8 -	48.603	124.9	1:14.219	89.8	42.818	86.5	2:45.640		94.58	2.847	16:08:07.294
9 -	49.063	123.3	1:14.051	***91.8***	42.743	***87.7***	2:45.857		94.46	3.064	16:10:53.151
10 -	47.834	126.1	1:13.948	91.0	42.800	87.1	2:44.582		95.19	1.789	16:13:37.733
11 -	47.510	125.6	1:16.129	89.9	42.629	86.7	2:46.268		94.23	3.475	16:16:24.001
12 -	48.051	116.7	1:15.205	90.0	43.272	87.0	2:46.528		94.08	3.735	16:19:10.529

Weather / Track : Bright / Dry

Spa-Francorchamps
Circuit Length = 4.3520 miles
Start: 15:46 Flag 16:18 End: 16:22

Avon Tyres Seven 420R & Santander Caterham Seven 310R Championships

RACE 2 - SECTOR ANALYSIS

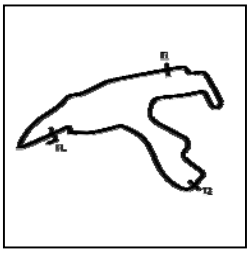

SECTOR 1 = FL to I1, SECTOR 2 = I1 to I2, SECTOR 3 = I2 to FL, DIFF = Difference To Personal Best Lap, P = Crossed Finish Line in Pit Lane, D = Time Disallowed

P10 80 420R Alex JORDAN Caterham 420R - Alexson Homes/DPR Motorsport

IDEAL LAP TIME : 2:42.408 BEST LAP TIME : 2:43.690 DIFFERENCE : 1.282

LAP	SECTOR 1		SECTOR 2		SECTOR 3		LAP TIME		MPH	DIFF	TIME OF DAY
1 -		130.3	1:17.160	89.2	42.438	86.0	2:53.287		90.41	9.597	15:48:59.599
2 -	47.641	129.3	1:16.082	89.0	42.502	85.1	2:46.225		94.25	2.535	15:51:45.824
3 -	47.883	125.4	1:15.896	89.2	43.703	86.0	2:47.482		93.54	3.792	15:54:33.306
4 -	47.193	130.3	1:15.957	87.6	42.744	87.0	2:45.894		94.44	2.204	15:57:19.200
5 -	47.256	128.5	1:14.688	89.0	42.696	86.2	2:44.640		95.16	0.950	16:00:03.840
6 -	47.966	127.0	1:14.727	88.7	42.913	86.7	2:45.606		94.60	1.916	16:02:49.446
7 -	***46.968***	129.8	1:14.229	89.4	42.511	85.4	2:43.708	**(2)**	95.70	0.018	16:05:33.154
8 -	47.414	***131.5***	1:14.660	89.7	43.750	86.2	2:45.824		94.48	2.134	16:08:18.978
9 -	47.195	128.0	1:15.795	89.7	44.097	86.1	2:47.087		93.76	3.397	16:11:06.065
10 -	48.532	130.3	***1:13.725***	89.3	***41.715***	***87.7***	2:43.972	**(3)**	95.54	0.282	16:13:50.037
11 -	47.058	130.8	1:14.294	***91.4***	42.338	86.7	***2:43.690***	**(1)**	***95.71***		***16:16:33.727***
12 -	47.311	126.6	1:14.566	90.3	42.151	85.3	2:44.028		95.51	0.338	16:19:17.755

P11 22 420R Paul BROWES Caterham 420R -

IDEAL LAP TIME : 2:43.779 BEST LAP TIME : 2:44.692 DIFFERENCE : 0.913

LAP	SECTOR 1		SECTOR 2		SECTOR 3		LAP TIME		MPH	DIFF	TIME OF DAY
1 -		122.4	1:17.235	89.9	***42.261***	86.4	2:50.294		92.00	5.602	15:48:56.606
2 -	48.314	***130.5***	1:14.526	88.5	42.722	85.2	2:45.562		94.63	0.870	15:51:42.168
3 -	48.658	125.9	1:14.543	89.8	42.625	85.4	2:45.826		94.48	1.134	15:54:27.994
4 -	47.775	129.8	1:15.043	89.7	42.577	86.1	2:45.395		94.72	0.703	15:57:13.389
5 -	47.238	127.8	1:15.452	90.0	42.626	84.5	2:45.316		94.77	0.624	15:59:58.705
6 -	47.980	127.8	1:15.312	89.4	43.482	86.7	2:46.774		93.94	2.082	16:02:45.479
7 -	47.221	126.1	1:14.770	88.4	43.163	85.7	2:45.154		94.86	0.462	16:05:30.633
8 -	49.830	122.9	1:15.055	89.9	43.057	86.1	2:47.942		93.29	3.250	16:08:18.575
9 -	47.591	130.0	1:14.544	90.3	42.557	86.5	***2:44.692***	**(1)**	***95.13***		***16:11:03.267***
10 -	***47.016***	130.0	1:15.023	88.8	43.024	85.9	2:45.063		94.91	0.371	16:13:48.330
11 -	47.995	125.2	1:14.522	91.6	42.544	***87.1***	2:45.061	**(3)**	94.91	0.369	16:16:33.391
12 -	47.903	116.5	***1:14.502***	***92.0***	42.413	86.2	2:44.818	**(2)**	95.05	0.126	16:19:18.209

P12 55 420R Russ OLIVANT Caterham 420R - Anglo Aquatic

IDEAL LAP TIME : 2:43.299 BEST LAP TIME : 2:44.230 DIFFERENCE : 0.931

LAP	SECTOR 1		SECTOR 2		SECTOR 3		LAP TIME		MPH	DIFF	TIME OF DAY
1 -		125.9	1:17.631	90.0	43.017	85.4	2:54.521		89.77	10.291	15:49:00.833
2 -	48.108	130.5	1:15.395	90.1	42.728	86.1	2:46.231		94.25	2.001	15:51:47.064
3 -	47.251	120.4	1:15.575	90.1	42.826	85.8	2:45.652		94.58	1.422	15:54:32.716
4 -	47.792	127.8	1:15.360	90.1	42.943	85.8	2:46.095		94.32	1.865	15:57:18.811
5 -	47.693	129.8	1:14.903	***91.5***	42.601	***87.9***	2:45.197		94.84	0.967	16:00:04.008
6 -	47.753	127.5	***1:14.220***	88.5	43.121	85.7	2:45.094		94.90	0.864	16:02:49.102
7 -	47.472	124.0	1:14.422	90.0	42.700	86.1	2:44.594	**(3)**	95.18	0.364	16:05:33.696
8 -	47.625	129.3	1:14.449	91.3	43.268	86.4	2:45.342		94.75	1.112	16:08:19.038
9 -	47.561	117.1	1:14.691	91.1	***42.252***	87.2	2:44.504	**(2)**	95.24	0.274	16:11:03.542
10 -	***46.827***	129.3	1:15.300	90.9	43.283	86.4	2:45.410		94.71	1.180	16:13:48.952
11 -	47.198	***130.8***	1:14.231	90.4	42.801	86.2	***2:44.230***	**(1)**	***95.39***		***16:16:33.182***
12 -	47.515	127.5	1:14.627	90.0	42.975	87.7	2:45.117		94.88	0.887	16:19:18.299

Weather / Track : Bright / Dry

Spa-Francorchamps
Circuit Length = 4.3520 miles
Start: 15:46 Flag 16:18 End: 16:22

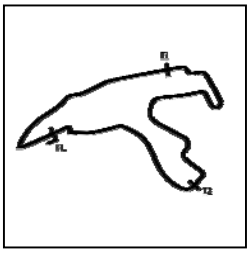

Avon Tyres Seven 420R & Santander Caterham Seven 310R Championships

RACE 2 - SECTOR ANALYSIS

SECTOR 1 = FL to I1, SECTOR 2 = I1 to I2, SECTOR 3 = I2 to FL, DIFF = Difference To Personal Best Lap, P = Crossed Finish Line in Pit Lane, D = Time Disallowed

P13 7 420R Christopher HOY Caterham 420R -

IDEAL LAP TIME : 2:43.459 BEST LAP TIME : 2:44.259 DIFFERENCE : 0.800

LAP	SECTOR 1		SECTOR 2		SECTOR 3		LAP TIME		MPH	DIFF	TIME OF DAY
1 -		***131.3***	1:16.107	***91.8***	***42.426***	85.9	2:50.673		91.79	6.414	15:48:56.985
2 -	48.015	127.0	1:14.753	89.0	42.616	***86.3***	2:45.384		94.73	1.125	15:51:42.369
3 -	48.655	118.3	1:14.654	89.9	42.879	84.8	2:46.188		94.27	1.929	15:54:28.557
4 -	***47.152***	127.8	1:14.352	90.4	42.755	86.0	***2:44.259***	**(1)**	***95.38***		***15:57:12.816***
5 -	47.895	128.0	1:14.945	***91.8***	43.138	85.1	2:45.978		94.39	1.719	15:59:58.794
6 -	47.957	128.8	1:15.505	90.8	42.694	84.7	2:46.156		94.29	1.897	16:02:44.950
7 -	47.823	126.8	1:14.942	90.5	43.337	85.5	2:46.102		94.32	1.843	16:05:31.052
8 -	49.308	127.0	1:13.970	89.3	43.432	85.0	2:46.710		93.98	2.451	16:08:17.762
9 -	48.163	125.9	***1:13.881***	89.8	42.958	85.8	2:45.002	**(2)**	94.95	0.743	16:11:02.764
10 -	47.651	128.3	1:15.571	89.3	42.954	83.3	2:46.176		94.28	1.917	16:13:48.940
11 -	47.488	121.5	1:14.692	91.1	43.150	85.5	2:45.330	**(3)**	94.76	1.071	16:16:34.270
12 -	47.183	116.5	1:16.462	90.5	42.445	85.8	2:46.090		94.33	1.831	16:19:20.360

P14 53 420R Matthew WELCH Caterham 420R -

IDEAL LAP TIME : 2:43.970 BEST LAP TIME : 2:44.363 DIFFERENCE : 0.393

LAP	SECTOR 1		SECTOR 2		SECTOR 3		LAP TIME		MPH	DIFF	TIME OF DAY
1 -		***129.8***	1:17.464	90.6	43.269	85.0	2:54.401		89.83	10.038	15:49:00.713
2 -	48.391	122.0	1:16.025	89.8	42.726	85.7	2:47.142		93.73	2.779	15:51:47.855
3 -	47.767	123.3	1:15.604	89.7	***42.446***	86.5	2:45.817		94.48	1.454	15:54:33.672
4 -	47.350	121.1	1:15.970	90.0	42.590	86.8	2:45.910		94.43	1.547	15:57:19.582
5 -	***47.172***	124.2	1:15.480	90.3	42.663	85.4	2:45.315		94.77	0.952	16:00:04.897
6 -	47.653	128.8	1:14.590	89.9	42.604	86.9	2:44.847	**(3)**	95.04	0.484	16:02:49.744
7 -	47.550	128.5	***1:14.352***	90.4	42.461	86.5	***2:44.363***	**(1)**	***95.32***		***16:05:34.107***
8 -	47.618	115.7	1:14.602	90.4	43.018	***87.9***	2:45.238		94.81	0.875	16:08:19.345
9 -	47.795	126.1	1:15.182	***91.4***	42.983	86.1	2:45.960		94.40	1.597	16:11:05.305
10 -	47.505	129.3	1:14.401	89.0	42.512	86.9	2:44.418	**(2)**	95.29	0.055	16:13:49.723
11 -	47.406	122.4	1:14.737	91.1	42.909	86.8	2:45.052		94.92	0.689	16:16:34.775
12 -	47.330	120.6	1:18.637	88.6	42.887	85.9	2:48.854		92.78	4.491	16:19:23.629

P15 34 420R Ian SPARSHOTT Caterham 420R - DPR Motorsport

IDEAL LAP TIME : 2:46.158 BEST LAP TIME : 2:46.657 DIFFERENCE : 0.499

LAP	SECTOR 1		SECTOR 2		SECTOR 3		LAP TIME		MPH	DIFF	TIME OF DAY
1 -		123.1	1:17.946	89.1	44.563	85.2	2:55.059		89.49	8.402	15:49:01.371
2 -	48.038	119.6	1:18.959	87.7	43.632	85.5	2:50.629		91.82	3.972	15:51:52.000
3 -	48.964	125.6	1:16.107	87.8	43.396	84.4	2:48.467		93.00	1.810	15:54:40.467
4 -	48.115	126.8	1:15.559	88.3	43.409	85.7	2:47.083		93.77	0.426	15:57:27.550
5 -	***47.799***	126.8	1:15.571	87.4	43.703	82.0	2:47.073	**(3)**	93.77	0.416	16:00:14.623
6 -	48.361	126.1	1:15.983	87.0	43.852	85.3	2:48.196		93.15	1.539	16:03:02.819
7 -	48.120	126.1	1:17.063	88.6	43.880	85.9	2:49.063		92.67	2.406	16:05:51.882
8 -	49.468	125.6	1:15.487	88.4	43.859	85.7	2:48.814		92.80	2.157	16:08:40.696
9 -	49.347	126.1	1:15.856	86.4	43.842	85.2	2:49.045		92.68	2.388	16:11:29.741
10 -	49.414	***127.5***	1:16.431	***89.3***	43.353	85.7	2:49.198		92.59	2.541	16:14:18.939
11 -	48.298	127.0	***1:15.124***	88.3	***43.235***	86.0	***2:46.657***	**(1)**	***94.01***		***16:17:05.596***
12 -	48.078	127.0	1:15.234	88.3	43.481	***86.8***	2:46.793	**(2)**	93.93	0.136	16:19:52.389

Weather / Track : Bright / Dry

Spa-Francorchamps
Circuit Length = 4.3520 miles
Start: 15:46 Flag 16:18 End: 16:22

Avon Tyres Seven 420R & Santander Caterham Seven 310R Championships

RACE 2 - SECTOR ANALYSIS

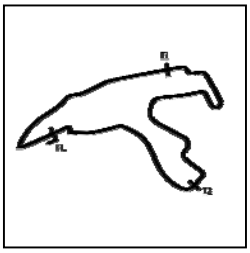

SECTOR 1 = FL to I1, SECTOR 2 = I1 to I2, SECTOR 3 = I2 to FL, DIFF = Difference To Personal Best Lap, P = Crossed Finish Line in Pit Lane, D = Time Disallowed

P16 73 420R Douglas THAIN Caterham 420R -

IDEAL LAP TIME : 2:45.565 BEST LAP TIME : 2:45.950 DIFFERENCE : 0.385

LAP	SECTOR 1		SECTOR 2		SECTOR 3		LAP TIME		MPH	DIFF	TIME OF DAY
1 -		***130.3***	1:18.438	87.4	43.749	83.9	2:55.894		89.07	9.944	15:49:02.206
2 -	49.247	126.3	1:16.295	89.2	43.613	85.0	2:49.155		92.62	3.205	15:51:51.361
3 -	49.714	114.7	1:16.517	88.4	44.091	83.7	2:50.322		91.98	4.372	15:54:41.683
4 -	48.538	128.0	1:14.964	***91.1***	43.491	84.5	2:46.993	**(3)**	93.82	1.043	15:57:28.676
5 -	48.248	128.5	***1:14.369***	86.8	43.457	84.6	2:46.074	**(2)**	94.34	0.124	16:00:14.750
6 -	48.455	127.3	1:15.987	86.7	43.981	85.2	2:48.423		93.02	2.473	16:03:03.173
7 -	***48.119***	126.6	1:16.523	85.2	46.036	80.8	2:50.678		91.79	4.728	16:05:53.851
8 -	50.094	126.8	1:14.722	87.8	43.574	86.0	2:48.390		93.04	2.440	16:08:42.241
9 -	49.521	127.8	1:14.514	91.0	43.647	84.6	2:47.682		93.43	1.732	16:11:29.923
10 -	49.298	128.8	1:15.995	88.3	44.122	***86.3***	2:49.415		92.48	3.465	16:14:19.338
11 -	49.010	129.8	1:15.594	90.3	43.335	84.7	2:47.939		93.29	1.989	16:17:07.277
12 -	48.259	128.5	1:14.614	86.1	***43.077***	86.0	***2:45.950***	**(1)**	***94.41***		***16:19:53.227***

P17 48 310R Tom GRENSINGER Caterham 310R -

IDEAL LAP TIME : 2:50.719 BEST LAP TIME : 2:52.148 DIFFERENCE : 1.429

LAP	SECTOR 1		SECTOR 2		SECTOR 3		LAP TIME		MPH	DIFF	TIME OF DAY
1 -		116.3	1:17.513	86.0	45.465	78.6	3:21.526		77.74	29.378	15:49:27.838
2 -	51.459	114.9	1:18.540	86.1	45.630	80.2	2:55.629		89.20	3.481	15:52:23.467
3 -	50.698	113.3	1:18.117	86.3	45.274	78.7	2:54.089		89.99	1.941	15:55:17.556
4 -	51.072	115.5	1:17.497	85.2	45.374	79.9	2:53.943		90.07	1.795	15:58:11.499
5 -	50.811	115.9	1:17.988	83.7	46.303	79.7	2:55.102		89.47	2.954	16:01:06.601
6 -	50.023	118.9	1:18.443	85.4	45.632	80.8	2:54.098		89.99	1.950	16:04:00.699
7 -	49.614	123.1	1:16.808	84.6	45.726	81.1	***2:52.148***	**(1)**	***91.01***		***16:06:52.847***
8 -	51.136	114.1	1:18.050	***87.3***	45.779	***82.0***	2:54.965		89.54	2.817	16:09:47.812
9 -	***49.341***	***127.5***	1:17.569	85.1	46.098	79.7	2:53.008		90.55	0.860	16:12:40.820
10 -	49.725	122.4	1:17.861	86.9	44.894	81.7	2:52.480	**(2)**	90.83	0.332	16:15:33.300
11 -	49.989	122.0	1:18.189	83.2	***44.744***	81.8	2:52.922		90.60	0.774	16:18:26.222
12 -	50.718	121.1	***1:16.634***	86.7	45.266	79.3	2:52.618	**(3)**	90.76	0.470	16:21:18.840

P18 91 310R Lee BRISTOW Caterham 310R -

IDEAL LAP TIME : 2:50.438 BEST LAP TIME : 2:51.384 DIFFERENCE : 0.946

LAP	SECTOR 1		SECTOR 2		SECTOR 3		LAP TIME		MPH	DIFF	TIME OF DAY
1 -		116.1	1:18.776	85.0	45.219	79.8	3:22.628		77.32	31.244	15:49:28.940
2 -	50.203	120.0	1:18.212	84.0	47.063	79.0	2:55.478		89.28	4.094	15:52:24.418
3 -	50.218	122.0	1:18.917	85.8	46.021	79.3	2:55.156		89.44	3.772	15:55:19.574
4 -	50.623	116.7	1:18.439	86.4	44.935	80.9	2:53.997		90.04	2.613	15:58:13.571
5 -	50.251	121.3	1:17.219	86.0	45.909	78.8	2:53.379		90.36	1.995	16:01:06.950
6 -	49.670	***123.1***	1:18.117	84.9	44.788	78.4	2:52.575	**(2)**	90.78	1.191	16:03:59.525
7 -	50.775	113.5	1:18.000	***86.5***	45.372	79.4	2:54.147		89.96	2.763	16:06:53.672
8 -	50.986	116.9	1:17.528	86.3	45.452	***81.4***	2:53.966		90.06	2.582	16:09:47.638
9 -	***49.564***	122.4	1:17.995	86.1	45.919	80.8	2:53.478		90.31	2.094	16:12:41.116
10 -	49.787	116.9	1:17.112	85.9	***44.485***	79.2	***2:51.384***	**(1)**	***91.41***		***16:15:32.500***
11 -	50.798	116.5	1:18.003	82.7	44.687	79.7	2:53.488		90.30	2.104	16:18:25.988
12 -	50.702	116.7	***1:16.389***	84.9	46.131	80.3	2:53.222	**(3)**	90.44	1.838	16:21:19.210

Weather / Track : Bright / Dry

Spa-Francorchamps
Circuit Length = 4.3520 miles
Start: 15:46 Flag 16:18 End: 16:22

Avon Tyres Seven 420R & Santander Caterham Seven 310R Championships

RACE 2 - SECTOR ANALYSIS

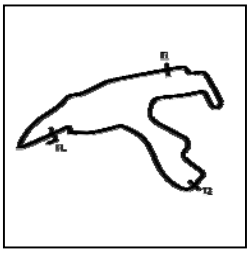

SECTOR 1 = FL to I1, SECTOR 2 = I1 to I2, SECTOR 3 = I2 to FL, DIFF = Difference To Personal Best Lap, P = Crossed Finish Line in Pit Lane, D = Time Disallowed

P19 115 310R David YATES Caterham 310R -

IDEAL LAP TIME : 2:51.181 BEST LAP TIME : 2:51.699 DIFFERENCE : 0.518

LAP	SECTOR 1		SECTOR 2		SECTOR 3		LAP TIME	MPH	DIFF	TIME OF DAY
1 -		125.2	1:19.463	83.4	45.318	80.6	3:27.232	75.60	35.533	15:49:33.544
2 -	49.396	125.9	1:18.851	86.4	***44.917***	80.7	2:53.164	90.47	1.465	15:52:26.708
3 -	49.629	***127.0***	1:19.036	83.0	44.928	80.4	2:53.593	90.25	1.894	15:55:20.301
4 -	50.202	118.1	1:18.953	86.5	45.374	80.2	2:54.529	89.77	2.830	15:58:14.830
5 -	49.594	125.9	1:18.012	87.2	45.804	81.6	2:53.410	90.34	1.711	16:01:08.240
6 -	49.978	121.3	1:18.427	***87.4***	45.237	79.0	2:53.642	90.22	1.943	16:04:01.882
7 -	51.320	124.0	1:17.293	86.8	45.138	80.3	2:53.751	90.17	2.052	16:06:55.633
8 -	50.558	117.5	***1:17.055***	86.8	45.084	***82.0***	2:52.697 **(2)**	90.72	0.998	16:09:48.330
9 -	***49.209***	118.7	1:19.031	86.8	45.198	80.9	2:53.438	90.33	1.739	16:12:41.768
10 -	49.934	120.6	1:18.001	87.1	45.136	81.2	2:53.071	90.52	1.372	16:15:34.839
11 -	49.710	125.9	1:17.841	84.6	45.275	80.8	2:52.826 **(3)**	90.65	1.127	16:18:27.665
12 -	49.234	124.2	1:17.104	86.5	45.361	79.7	***2:51.699*** **(1)**	***91.24***		***16:21:19.364***

P20 27 310R Matt TOPHAM Caterham 310R -

IDEAL LAP TIME : BEST LAP TIME : 2:51.461 DIFFERENCE :

LAP	SECTOR 1	SECTOR 2	SECTOR 3	LAP TIME	MPH	DIFF	TIME OF DAY
1 -				3:24.288	76.69	32.827	15:49:30.600
2 -				2:54.741	89.66	3.280	15:52:25.341
3 -				2:54.859	89.60	3.398	15:55:20.200
4 -				2:54.080	90.00	2.619	15:58:14.280
5 -				2:54.186	89.94	2.725	16:01:08.466
6 -				2:53.334	90.38	1.873	16:04:01.800
7 -				2:54.200	89.93	2.739	16:06:56.000
8 -				2:54.651	89.70	3.190	16:09:50.651
9 -				***2:51.461*** **(1)**	***91.37***		***16:12:42.112***
10 -				2:52.145 **(2)**	91.01	0.684	16:15:34.257
11 -				2:53.822	90.13	2.361	16:18:28.079
12 -				2:52.308 **(3)**	90.92	0.847	16:21:20.387

P21 25 310R Jay MCCORMACK Caterham 310R -

IDEAL LAP TIME : 2:51.175 BEST LAP TIME : 2:51.908 DIFFERENCE : 0.733

LAP	SECTOR 1		SECTOR 2		SECTOR 3		LAP TIME	MPH	DIFF	TIME OF DAY
1 -		123.5	1:18.692	86.2	45.128	80.0	3:23.568	76.96	31.660	15:49:29.880
2 -	50.575	116.5	1:17.782	86.7	45.650	80.7	2:54.007	90.03	2.099	15:52:23.887
3 -	50.462	120.9	1:18.348	85.5	45.319	81.2	2:54.129	89.97	2.221	15:55:18.016
4 -	50.587	113.7	1:18.019	84.5	45.309	80.5	2:53.915	90.08	2.007	15:58:11.931
5 -	50.308	116.5	1:17.690	85.2	45.566	79.3	2:53.564	90.26	1.656	16:01:05.495
6 -	51.138	115.1	1:18.866	86.4	45.721	78.6	2:55.725	89.15	3.817	16:04:01.220
7 -	53.747	***128.3***	***1:16.878***	84.7	44.990	81.0	2:55.615	89.21	3.707	16:06:56.835
8 -	49.919	126.6	1:17.519	***86.8***	***44.735***	***81.5***	2:52.173 **(2)**	90.99	0.265	16:09:49.008
9 -	***49.562***	123.3	1:17.266	86.2	46.223	81.0	2:53.051 **(3)**	90.53	1.143	16:12:42.059
10 -	49.593	122.0	1:17.492	86.1	44.823	81.3	***2:51.908*** **(1)**	***91.13***		***16:15:33.967***
11 -	50.485	121.7	1:17.775	82.2	45.995	78.9	2:54.255	89.91	2.347	16:18:28.222
12 -	50.498	122.2	1:17.815	86.0	45.152	80.0	2:53.465	90.32	1.557	16:21:21.687

Weather / Track : Bright / Dry

Spa-Francorchamps
Circuit Length = 4.3520 miles
Start: 15:46 Flag 16:18 End: 16:22

Avon Tyres Seven 420R & Santander Caterham Seven 310R Championships

RACE 2 - SECTOR ANALYSIS

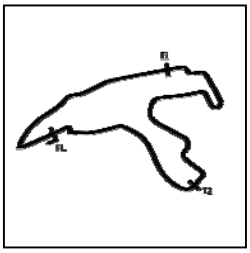

SECTOR 1 = FL to I1, SECTOR 2 = I1 to I2, SECTOR 3 = I2 to FL, DIFF = Difference To Personal Best Lap, P = Crossed Finish Line in Pit Lane, D = Time Disallowed

P22 88 310R Pete WALTERS

Caterham 310R -

IDEAL LAP TIME : 2:50.799 BEST LAP TIME : 2:52.350 DIFFERENCE : 1.551

LAP	SECTOR 1		SECTOR 2		SECTOR 3		LAP TIME		MPH	DIFF	TIME OF DAY
1 -		124.2	1:19.238	***86.9***	45.045	80.1	3:23.252		77.08	30.902	15:49:29.564
2 -	50.849	118.5	1:18.031	85.7	46.724	80.3	2:55.604		89.22	3.254	15:52:25.168
3 -	50.134	***130.0***	1:18.782	84.8	45.370	79.2	2:54.286		89.89	1.936	15:55:19.454
4 -	50.660	117.9	1:18.099	85.7	45.602	80.7	2:54.361		89.85	2.011	15:58:13.815
5 -	50.128	120.0	1:17.971	86.7	46.151	79.9	2:54.250		89.91	1.900	16:01:08.065
6 -	50.053	123.8	1:17.949	84.9	44.996	80.2	2:52.998	**(3)**	90.56	0.648	16:04:01.063
7 -	***49.363***	115.7	1:18.230	***86.9***	45.002	81.0	2:52.595	**(2)**	90.77	0.245	16:06:53.658
8 -	50.108	118.5	1:17.617	84.6	45.913	***82.3***	2:53.638		90.23	1.288	16:09:47.296
9 -	49.806	121.1	1:17.296	83.8	45.248	80.5	***2:52.350***	**(1)**	***90.90***		***16:12:39.646***
10 -	50.742	116.7	***1:17.237***	84.0	46.024	81.1	2:54.003		90.04	1.653	16:15:33.649
11 -	50.097	124.0	1:18.104	81.2	46.640	80.2	2:54.841		89.60	2.491	16:18:28.490
12 -	50.220	120.9	1:19.364	86.4	***44.199***	79.9	2:53.783		90.15	1.433	16:21:22.273

P23 119 310R Donald HENSHALL

Caterham 310R -

IDEAL LAP TIME : 2:51.486 BEST LAP TIME : 2:52.775 DIFFERENCE : 1.289

LAP	SECTOR 1		SECTOR 2		SECTOR 3		LAP TIME		MPH	DIFF	TIME OF DAY
1 -		121.5	1:18.448	85.7	44.990	80.3	3:24.628		76.56	31.853	15:49:30.940
2 -	50.103	***128.5***	1:18.661	83.9	45.293	81.2	2:54.057		90.01	1.282	15:52:24.997
3 -	50.198	125.6	1:18.664	85.5	45.801	80.3	2:54.663		89.70	1.888	15:55:19.660
4 -	50.469	119.1	1:17.897	85.3	45.300	80.9	2:53.666		90.21	0.891	15:58:13.326
5 -	50.504	119.6	1:17.562	86.0	45.529	78.4	2:53.595		90.25	0.820	16:01:06.921
6 -	***49.687***	119.8	1:17.866	84.7	45.262	***81.5***	2:52.815	**(2)**	90.66	0.040	16:03:59.736
7 -	50.522	116.3	1:17.449	84.9	45.031	80.0	2:53.002	**(3)**	90.56	0.227	16:06:52.738
8 -	51.064	116.5	1:17.786	84.8	***44.984***	80.5	2:53.834		90.12	1.059	16:09:46.572
9 -	50.660	116.7	1:17.770	84.9	47.110	77.4	2:55.540		89.25	2.765	16:12:42.112
10 -	51.140	124.7	1:17.193	85.4	45.249	75.6	2:53.582		90.25	0.807	16:15:35.694
11 -	50.188	125.2	1:16.835	85.8	46.874	75.6	2:53.897		90.09	1.122	16:18:29.591
12 -	50.592	120.6	***1:16.815***	***86.1***	45.368	74.8	***2:52.775***	**(1)**	***90.68***		***16:21:22.366***

P24 110 310R John SHIVERAL

Caterham 310R -

IDEAL LAP TIME : 2:51.405 BEST LAP TIME : 2:52.004 DIFFERENCE : 0.599

LAP	SECTOR 1		SECTOR 2		SECTOR 3		LAP TIME		MPH	DIFF	TIME OF DAY
1 -		115.5	1:19.547	86.7	45.302	81.3	3:26.202		75.98	34.198	15:49:32.514
2 -	49.996	126.8	1:18.592	86.5	45.232	***82.4***	2:53.820		90.13	1.816	15:52:26.334
3 -	49.996	125.6	1:19.232	81.6	45.628	81.5	2:54.856		89.60	2.852	15:55:21.190
4 -	49.550	116.7	1:19.361	86.3	45.151	81.1	2:54.062		90.01	2.058	15:58:15.252
5 -	49.614	***128.3***	1:18.653	86.2	45.618	80.8	2:53.885		90.10	1.881	16:01:09.137
6 -	***49.528***	125.6	1:19.998	86.3	44.787	***82.4***	2:54.313		89.88	2.309	16:04:03.450
7 -	51.434	125.6	1:18.065	86.2	44.882	80.2	2:54.381		89.84	2.377	16:06:57.831
8 -	50.179	119.6	1:18.300	86.1	44.967	81.6	2:53.446		90.33	1.442	16:09:51.277
9 -	50.102	121.1	***1:17.272***	85.9	44.948	81.5	2:52.322	**(2)**	90.91	0.318	16:12:43.599
10 -	49.833	120.2	1:17.566	86.5	***44.605***	80.4	***2:52.004***	**(1)**	***91.08***		***16:15:35.603***
11 -	50.414	126.1	1:17.562	86.2	45.129	81.8	2:53.105	**(3)**	90.50	1.101	16:18:28.708
12 -	49.910	124.9	1:19.189	***87.0***	45.021	81.5	2:54.120		89.98	2.116	16:21:22.828

Weather / Track : Bright / Dry

Spa-Francorchamps
Circuit Length = 4.3520 miles
Start: 15:46 Flag 16:18 End: 16:22

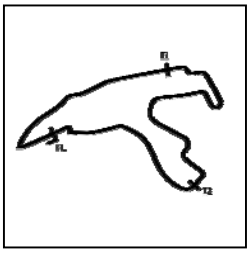

Avon Tyres Seven 420R & Santander Caterham Seven 310R Championships

RACE 2 - SECTOR ANALYSIS

SECTOR 1 = FL to I1, SECTOR 2 = I1 to I2, SECTOR 3 = I2 to FL, DIFF = Difference To Personal Best Lap, P = Crossed Finish Line in Pit Lane, D = Time Disallowed

P25 71 310R Alan COOPER Caterham 310R -

IDEAL LAP TIME : 2:51.103 BEST LAP TIME : 2:51.368 DIFFERENCE : 0.265

LAP	SECTOR 1		SECTOR 2		SECTOR 3		LAP TIME		MPH	DIFF	TIME OF DAY
1 -		122.9	1:18.386	87.1	45.794	81.6	3:23.783		76.88	32.415	15:49:30.095
2 -	50.293	118.9	1:18.295	85.7	44.916	81.6	2:53.504		90.30	2.136	15:52:23.599
3 -	50.633	114.1	1:18.709	87.8	46.105	79.7	2:55.447		89.30	4.079	15:55:19.046
4 -	49.784	113.5	1:18.463	87.0	45.263	81.1	2:53.510		90.29	2.142	15:58:12.556
5 -	49.831	121.5	1:18.067	87.2	46.800	80.2	2:54.698		89.68	3.330	16:01:07.254
6 -	49.552	123.1	1:19.062	85.9	45.679	80.5	2:54.293		89.89	2.925	16:04:01.547
7 -	51.871	116.7	1:17.378	87.1	45.126	81.7	2:54.375		89.84	3.007	16:06:55.922
8 -	50.322	117.1	1:17.475	87.6	***44.793***	***83.1***	2:52.590	**(2)**	90.77	1.222	16:09:48.512
9 -	***49.071***	***129.5***	1:17.882	***87.9***	46.789	82.8	2:53.742		90.17	2.374	16:12:42.254
10 -	49.251	127.3	***1:17.239***	87.1	44.878	81.6	***2:51.368***	**(1)**	***91.42***		***16:15:33.622***
11 -	49.467	122.2	1:17.961	83.5	45.599	82.2	2:53.027	**(3)**	90.54	1.659	16:18:26.649
12 -	50.278	118.1	1:17.499	***87.9***	48.425	76.8	2:56.202		88.91	4.834	16:21:22.851

P26 77 310R Gordon SAWYER Caterham 310R - DPR Motorsport

IDEAL LAP TIME : BEST LAP TIME : 2:52.678 DIFFERENCE :

LAP	SECTOR 1	SECTOR 2	SECTOR 3	LAP TIME		MPH	DIFF	TIME OF DAY
1 -				3:22.261		77.46	29.583	15:49:28.573
2 -				2:55.854		89.09	3.176	15:52:24.427
3 -				2:54.486		89.79	1.808	15:55:18.913
4 -				2:55.785		89.12	3.107	15:58:14.698
5 -				***2:52.678***	**(1)**	***90.73***		***16:01:07.376***
6 -				2:53.034		90.54	0.356	16:04:00.410
7 -				2:52.926	**(3)**	90.60	0.248	16:06:53.336
8 -				2:53.754		90.17	1.076	16:09:47.090
9 -				2:52.869	**(2)**	90.63	0.191	16:12:39.959
10 -				2:53.175		90.47	0.497	16:15:33.134
11 -				2:53.713		90.19	1.035	16:18:26.847
12 -				2:56.156		88.94	3.478	16:21:23.003

P27 74 310R James BEARDWELL Caterham 310R -

IDEAL LAP TIME : 2:51.243 BEST LAP TIME : 2:52.234 DIFFERENCE : 0.991

LAP	SECTOR 1		SECTOR 2		SECTOR 3		LAP TIME		MPH	DIFF	TIME OF DAY
1 -		123.3	1:20.985	84.5	45.408	79.9	3:30.732		74.34	38.498	15:49:37.044
2 -	50.707	121.3	1:19.073	86.4	46.210	78.3	2:55.990		89.02	3.756	15:52:33.034
3 -	50.871	116.9	1:18.508	84.8	44.506	***81.3***	2:53.885		90.10	1.651	15:55:26.919
4 -	50.422	***125.4***	1:18.944	82.8	45.008	77.1	2:54.374		89.84	2.140	15:58:21.293
5 -	50.341	121.1	1:17.557	86.4	***44.336***	80.5	***2:52.234***	**(1)**	***90.96***		***16:01:13.527***
6 -	***49.519***	116.9	1:18.479	***87.0***	44.622	80.7	2:52.620	**(3)**	90.76	0.386	16:04:06.147
7 -	50.715	123.3	1:19.819	85.5	45.431	79.1	2:55.965		89.03	3.731	16:07:02.112
8 -	50.455	117.7	1:18.949	83.6	45.054	79.7	2:54.458		89.80	2.224	16:09:56.570
9 -	50.342	119.4	***1:17.388***	85.5	44.779	80.8	2:52.509	**(2)**	90.82	0.275	16:12:49.079
10 -	50.667	116.1	1:18.496	85.2	44.985	80.8	2:54.148		89.96	1.914	16:15:43.227
11 -	50.701	116.1	1:17.472	85.7	44.991	81.1	2:53.164		90.47	0.930	16:18:36.391

Weather / Track : Bright / Dry

Spa-Francorchamps
Circuit Length = 4.3520 miles
Start: 15:46 Flag 16:18 End: 16:22

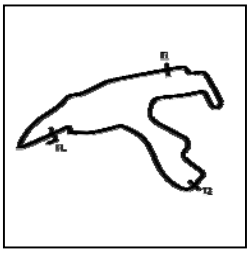

Avon Tyres Seven 420R & Santander Caterham Seven 310R Championships

RACE 2 - SECTOR ANALYSIS

SECTOR 1 = FL to I1, SECTOR 2 = I1 to I2, SECTOR 3 = I2 to FL, DIFF = Difference To Personal Best Lap, P = Crossed Finish Line in Pit Lane, D = Time Disallowed

P28 153 310R Mark ROBERTS

Caterham 310R -

IDEAL LAP TIME : 2:52.166 BEST LAP TIME : 2:52.825 DIFFERENCE : 0.659

LAP	SECTOR 1		SECTOR 2		SECTOR 3		LAP TIME	MPH	DIFF	TIME OF DAY
1 -		118.7	1:19.680	86.4	45.452	80.7	3:26.754	75.77	33.929	15:49:33.066
2 -	49.969	125.4	1:19.078	***87.0***	44.796	81.2	2:53.843	90.12	1.018	15:52:26.909
3 -	***49.575***	***127.0***	1:19.398	85.2	45.766	80.4	2:54.739	89.66	1.914	15:55:21.648
4 -	50.285	124.2	1:19.388	86.9	45.250	82.0	2:54.923	89.56	2.098	15:58:16.571
5 -	49.907	121.5	***1:17.946***	86.8	45.260	***82.2***	2:53.113 **(2)**	90.50	0.288	16:01:09.684
6 -	50.214	123.5	1:19.674	86.5	44.864	81.1	2:54.752	89.65	1.927	16:04:04.436
7 -	50.695	122.6	1:20.574	83.5	45.036	79.5	2:56.305	88.86	3.480	16:07:00.741
8 -	50.472	122.2	1:18.419	86.0	44.732	80.2	2:53.623 **(3)**	90.23	0.798	16:09:54.364
9 -	51.143	112.0	1:18.214	85.0	45.774	82.0	2:55.131	89.46	2.306	16:12:49.495
10 -	50.243	118.9	1:19.029	86.5	45.023	80.4	2:54.295	89.89	1.470	16:15:43.790
11 -	49.910	120.2	1:18.270	86.2	***44.645***	81.5	***2:52.825*** **(1)**	***90.65***		***16:18:36.615***

P29 29 310R Tim CHILD

Caterham 310R -

IDEAL LAP TIME : 2:52.790 BEST LAP TIME : 2:53.178 DIFFERENCE : 0.388

LAP	SECTOR 1		SECTOR 2		SECTOR 3		LAP TIME	MPH	DIFF	TIME OF DAY
1 -		121.7	1:19.498	86.5	45.071	79.4	3:25.776	76.13	32.598	15:49:32.088
2 -	50.582	120.4	1:20.394	83.2	46.441	80.9	2:57.417	88.30	4.239	15:52:29.505
3 -	50.458	119.8	1:19.280	86.1	45.104	79.3	2:54.842	89.60	1.664	15:55:24.347
4 -	***49.905***	124.7	***1:18.131***	85.3	45.356	79.8	2:53.392 **(2)**	90.35	0.214	15:58:17.739
5 -	50.382	120.9	1:19.495	***86.9***	45.117	79.9	2:54.994	89.53	1.816	16:01:12.733
6 -	50.201	122.9	1:18.223	86.7	***44.754***	***81.0***	***2:53.178*** **(1)**	***90.47***		***16:04:05.911***
7 -	50.597	***127.3***	1:19.397	85.5	45.679	78.3	2:55.673	89.18	2.495	16:07:01.584
8 -	51.021	117.9	1:19.127	85.3	45.214	79.7	2:55.362	89.34	2.184	16:09:56.946
9 -	50.602	122.2	1:18.637	85.7	45.301	79.9	2:54.540 **(3)**	89.76	1.362	16:12:51.486
10 -	50.571	117.3	1:18.654	86.1	46.915	77.6	2:56.140	88.94	2.962	16:15:47.626
11 -	50.907	119.1	1:18.871	84.9	45.213	79.9	2:54.991	89.53	1.813	16:18:42.617

P30 8 310R Simon SHARROCK

Caterham 310R -

IDEAL LAP TIME : 2:52.860 BEST LAP TIME : 2:53.106 DIFFERENCE : 0.246

LAP	SECTOR 1		SECTOR 2		SECTOR 3		LAP TIME	MPH	DIFF	TIME OF DAY
1 -		116.1	1:20.577	***86.8***	45.913	79.5	3:28.045	75.30	34.939	15:49:34.357
2 -	50.028	***124.2***	1:19.074	85.5	45.672	79.7	2:54.774	89.64	1.668	15:52:29.131
3 -	50.913	114.1	1:19.546	85.5	45.133	79.7	2:55.592	89.22	2.486	15:55:24.723
4 -	50.694	115.7	1:18.296	85.4	***44.905***	81.2	2:53.895 **(2)**	90.09	0.789	15:58:18.618
5 -	***49.864***	122.4	1:19.466	86.5	44.981	81.2	2:54.311	89.88	1.205	16:01:12.929
6 -	50.626	121.1	1:18.677	86.0	44.972	80.1	2:54.275 **(3)**	89.90	1.169	16:04:07.204
7 -	50.551	123.1	1:19.527	85.7	45.981	80.5	2:56.059	88.99	2.953	16:07:03.263
8 -	51.515	116.3	1:18.693	84.9	46.083	80.7	2:56.291	88.87	3.185	16:09:59.554
9 -	50.031	118.3	1:18.165	85.3	44.910	***82.9***	***2:53.106*** **(1)**	***90.50***		***16:12:52.660***
10 -	50.517	120.6	***1:18.091***	86.1	46.717	79.9	2:55.325	89.36	2.219	16:15:47.985
11 -	50.940	121.5	1:18.980	82.9	46.496	80.8	2:56.416	88.80	3.310	16:18:44.401

P31 21 310R Harry LANDY

Caterham 310R - DPR Motorsport

IDEAL LAP TIME : 2:52.708 BEST LAP TIME : 2:53.655 DIFFERENCE : 0.947

LAP	SECTOR 1		SECTOR 2		SECTOR 3		LAP TIME	MPH	DIFF	TIME OF DAY
1 -		125.2	1:20.973	84.0	46.105	79.3	3:31.721	74.00	38.066	15:49:38.033
2 -	***49.745***	125.9	1:19.513	85.2	45.925	81.1	2:55.183	89.43	1.528	15:52:33.216
3 -	51.029	116.7	1:18.802	86.2	45.280	80.6	2:55.111	89.47	1.456	15:55:28.327
4 -	50.242	124.0	1:18.820	85.0	45.086	80.3	2:54.148 **(3)**	89.96	0.493	15:58:22.475
5 -	51.252	118.5	1:18.304	84.5	45.776	79.4	2:55.332	89.35	1.677	16:01:17.807
6 -	50.753	118.1	1:18.347	85.1	45.566	79.4	2:54.666	89.69	1.011	16:04:12.473
7 -	51.314	121.5	1:18.223	85.9	***44.990***	81.0	2:54.527	89.77	0.872	16:07:07.000
8 -	50.590	122.0	1:19.256	86.0	45.629	80.1	2:55.475	89.28	1.820	16:10:02.475
9 -	49.771	***126.3***	1:18.272	84.6	45.754	81.6	2:53.797 **(2)**	90.14	0.142	16:12:56.272
10 -	50.214	118.5	1:18.561	84.4	45.953	79.9	2:54.728	89.66	1.073	16:15:51.000
11 -	50.173	121.5	***1:17.973***	***86.5***	45.509	***82.3***	***2:53.655*** **(1)**	***90.22***		***16:18:44.655***

Weather / Track : Bright / Dry

Spa-Francorchamps
Circuit Length = 4.3520 miles
Start: 15:46 Flag 16:18 End: 16:22

Avon Tyres Seven 420R & Santander Caterham Seven 310R Championships

RACE 2 - SECTOR ANALYSIS

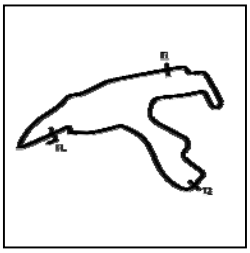

SECTOR 1 = FL to I1, SECTOR 2 = I1 to I2, SECTOR 3 = I2 to FL, DIFF = Difference To Personal Best Lap, P = Crossed Finish Line in Pit Lane, D = Time Disallowed

P32 50 310R Greg HYATT Caterham 310R -

IDEAL LAP TIME : 2:52.991 BEST LAP TIME : 2:53.942 DIFFERENCE : 0.951

LAP	SECTOR 1		SECTOR 2		SECTOR 3		LAP TIME	MPH	DIFF	TIME OF DAY
1 -		116.7	1:20.988	84.7	46.835	76.2	3:30.959	74.26	37.017	15:49:37.271
2 -	50.466	123.8	1:18.764	85.3	45.423	80.0	2:54.653	89.70	0.711	15:52:31.924
3 -	***49.851***	112.7	1:18.925	85.2	45.470	77.6	2:54.246	89.91	0.304	15:55:26.170
4 -	50.626	***125.2***	1:18.409	85.1	45.112	79.9	2:54.147 **(3)**	89.96	0.205	15:58:20.317
5 -	50.436	120.9	1:18.722	86.0	45.221	79.5	2:54.379	89.84	0.437	16:01:14.696
6 -	50.352	121.1	1:18.429	81.4	45.277	78.5	2:54.058 **(2)**	90.01	0.116	16:04:08.754
7 -	51.215	118.5	1:18.402	85.3	45.156	80.0	2:54.773	89.64	0.831	16:07:03.527
8 -	51.161	117.5	1:18.224	84.2	45.591	79.7	2:54.976	89.54	1.034	16:09:58.503
9 -	50.802	123.8	***1:18.046***	84.4	***45.094***	***81.4***	***2:53.942*** **(1)**	***90.07***		***16:12:52.445***
10 -	50.872	116.3	1:18.481	***86.7***	46.423	79.7	2:55.776	89.13	1.834	16:15:48.221
11 -	50.744	120.2	1:19.195	85.3	46.979	80.5	2:56.918	88.55	2.976	16:18:45.139

P33 51 310R Mark DAVIES Caterham 310R -

IDEAL LAP TIME : 2:52.586 BEST LAP TIME : 2:53.333 DIFFERENCE : 0.747

LAP	SECTOR 1		SECTOR 2		SECTOR 3		LAP TIME	MPH	DIFF	TIME OF DAY
1 -		120.0	1:20.736	85.7	45.780	80.1	3:29.220	74.88	35.887	15:49:35.532
2 -	***49.920***	***124.2***	1:19.662	83.8	46.025	80.4	2:55.607	89.21	2.274	15:52:31.139
3 -	50.318	115.3	1:18.614	84.5	45.184	80.9	2:54.116 **(3)**	89.98	0.783	15:55:25.255
4 -	50.989	116.7	1:18.184	84.9	45.078	80.0	2:54.251	89.91	0.918	15:58:19.506
5 -	50.661	118.5	1:18.334	85.2	45.498	80.8	2:54.493	89.78	1.160	16:01:13.999
6 -	50.442	117.1	1:18.232	84.2	44.959	80.0	2:53.633 **(2)**	90.23	0.300	16:04:07.632
7 -	50.287	117.3	1:20.170	84.5	45.947	80.5	2:56.404	88.81	3.071	16:07:04.036
8 -	50.969	114.7	1:18.962	***86.0***	45.848	80.7	2:55.779	89.13	2.446	16:09:59.815
9 -	50.667	120.9	***1:17.814***	84.6	***44.852***	***81.2***	***2:53.333*** **(1)**	***90.38***		***16:12:53.148***
10 -	51.019	119.1	1:18.040	85.7	46.167	79.3	2:55.226	89.41	1.893	16:15:48.374
11 -	50.800	116.9	1:19.779	84.6	46.600	80.5	2:57.179	88.42	3.846	16:18:45.553

P34 144 310R David RIDLEY Caterham 310R -

IDEAL LAP TIME : 2:52.669 BEST LAP TIME : 2:53.600 DIFFERENCE : 0.931

LAP	SECTOR 1		SECTOR 2		SECTOR 3		LAP TIME	MPH	DIFF	TIME OF DAY
1 -		118.9	1:20.850	84.8	45.797	79.4	3:28.984	74.96	35.384	15:49:35.296
2 -	49.719	123.3	1:19.730	83.8	45.734	80.6	2:55.183	89.43	1.583	15:52:30.479
3 -	51.472	108.2	1:19.117	84.3	45.526	78.5	2:56.115	88.96	2.515	15:55:26.594
4 -	50.890	119.1	1:20.580	82.3	45.440	79.8	2:56.910	88.56	3.310	15:58:23.504
5 -	50.166	118.7	1:18.612	84.7	46.255	79.9	2:55.033	89.51	1.433	16:01:18.537
6 -	50.151	123.8	1:19.260	83.2	45.382	79.6	2:54.793	89.63	1.193	16:04:13.330
7 -	50.470	122.2	1:18.955	84.8	***45.171***	80.3	2:54.596 **(3)**	89.73	0.996	16:07:07.926
8 -	50.185	122.9	1:18.979	***84.9***	46.109	80.3	2:55.273	89.38	1.673	16:10:03.199
9 -	50.484	125.4	***1:17.892***	83.6	45.224	80.9	***2:53.600*** **(1)**	***90.25***		***16:12:56.799***
10 -	***49.606***	***125.9***	1:18.898	83.4	45.845	74.3	2:54.349 **(2)**	89.86	0.749	16:15:51.148
11 -	50.182	***125.9***	1:18.385	84.7	46.043	***81.7***	2:54.610	89.72	1.010	16:18:45.758

P35 67 310R Douglas CHRISTIE Caterham 310R - DPR Motorsport

IDEAL LAP TIME : 2:52.210 BEST LAP TIME : 2:54.019 DIFFERENCE : 1.809

LAP	SECTOR 1		SECTOR 2		SECTOR 3		LAP TIME	MPH	DIFF	TIME OF DAY
1 -		***124.7***	1:21.196	***85.8***	47.212	79.7	3:33.690	73.31	39.671	15:49:40.002
2 -	50.385	124.2	1:20.029	83.1	45.400	79.9	2:55.814	89.11	1.795	15:52:35.816
3 -	50.498	118.5	1:18.515	85.4	45.488	79.5	2:54.501	89.78	0.482	15:55:30.317
4 -	50.306	120.2	1:18.907	83.4	45.449	79.5	2:54.662	89.70	0.643	15:58:24.979
5 -	50.381	123.1	1:18.161	84.6	45.942	80.5	2:54.484	89.79	0.465	16:01:19.463
6 -	50.029	123.3	1:18.819	84.5	45.192	81.1	2:54.040 **(2)**	90.02	0.021	16:04:13.503
7 -	50.272	122.9	1:18.656	84.8	45.091	80.5	***2:54.019*** **(1)**	***90.03***		***16:07:07.522***
8 -	50.712	118.5	1:19.241	85.2	45.687	80.0	2:55.640	89.20	1.621	16:10:03.162
9 -	51.949	119.6	***1:17.631***	84.4	***44.902***	***81.2***	2:54.482	89.79	0.463	16:12:57.644
10 -	50.094	121.3	1:18.658	85.2	45.360	80.3	2:54.112 **(3)**	89.98	0.093	16:15:51.756
11 -	***49.677***	122.9	1:19.408	84.8	45.735	80.0	2:54.820	89.62	0.801	16:18:46.576

Weather / Track : Bright / Dry

Spa-Francorchamps
Circuit Length = 4.3520 miles
Start: 15:46 Flag 16:18 End: 16:22

Avon Tyres Seven 420R & Santander Caterham Seven 310R Championships

RACE 2 - SECTOR ANALYSIS

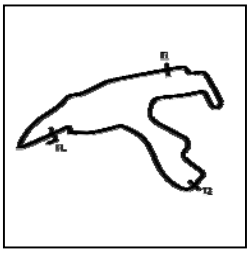

SECTOR 1 = FL to I1, SECTOR 2 = I1 to I2, SECTOR 3 = I2 to FL, DIFF = Difference To Personal Best Lap, P = Crossed Finish Line in Pit Lane, D = Time Disallowed

P36 30 310R Ben GILLIAS

Caterham 310R -

IDEAL LAP TIME : 2:49.897 BEST LAP TIME : 2:51.112 DIFFERENCE : 1.215

LAP	SECTOR 1		SECTOR 2		SECTOR 3		LAP TIME	MPH	DIFF	TIME OF DAY
1 -		120.9	1:18.983	87.2	46.756	79.5	3:24.345	76.67	33.233	15:49:30.657
2 -	51.125	120.6	1:19.057	85.7	45.331	80.7	2:55.513	89.26	4.401	15:52:26.170
3 -	49.672	***127.8***	1:19.197	81.8	44.923	81.4	2:53.792	90.15	2.680	15:55:19.962
4 -	51.761	127.0	1:19.332	***87.6***	44.660	***82.6***	2:55.753	89.14	4.641	15:58:15.715
5 -	***49.018***	***127.8***	1:18.036	87.0	45.593	80.7	2:52.647	90.74	1.535	16:01:08.362
6 -	50.125	111.6	1:18.414	87.4	45.504	80.8	2:54.043	90.02	2.931	16:04:02.405
7 -	50.730	123.8	1:17.166	86.1	45.746	82.2	2:53.642	90.22	2.530	16:06:56.047
8 -	50.389	122.9	1:39.886	85.0	45.356	80.4	3:15.631	80.08	24.519	16:10:11.678
9 -	50.576	116.9	1:16.993	87.0	44.721	80.7	2:52.290 **(3)**	90.93	1.178	16:13:03.968
10 -	49.824	123.3	1:17.283	85.4	***44.005***	81.8	***2:51.112*** **(1)**	***91.56***		***16:15:55.080***
11 -	49.678	121.5	***1:16.874***	87.3	45.053	82.1	2:51.605 **(2)**	91.29	0.493	16:18:46.685

P37 70 310R Kevin COOPER

Caterham 310R -

IDEAL LAP TIME : 2:53.194 BEST LAP TIME : 2:53.730 DIFFERENCE : 0.536

LAP	SECTOR 1		SECTOR 2		SECTOR 3		LAP TIME	MPH	DIFF	TIME OF DAY
1 -		124.2	1:20.176	***86.3***	45.562	79.6	3:28.320	75.20	34.590	15:49:34.632
2 -	50.457	124.0	1:19.478	82.6	45.495	80.0	2:55.430	89.30	1.700	15:52:30.062
3 -	***49.886***	121.3	1:18.905	84.9	44.939	79.3	***2:53.730*** **(1)**	***90.18***		***15:55:23.792***
4 -	50.432	117.1	***1:18.720***	84.3	45.125	80.5	2:54.277 **(3)**	89.89	0.547	15:58:18.069
5 -	49.929	123.8	1:19.395	85.5	44.969	80.2	2:54.293	89.89	0.563	16:01:12.362
6 -	50.798	121.3	1:18.792	83.3	***44.588***	***81.0***	2:54.178 **(2)**	89.95	0.448	16:04:06.540
7 -	50.056	***129.0***	1:20.485	84.4	45.517	80.2	2:56.058	88.99	2.328	16:07:02.598
8 -	50.697	121.5	1:18.786	84.8	45.315	79.7	2:54.798	89.63	1.068	16:09:57.396
9 -	50.331	126.1	1:18.813	83.8	45.654	80.6	2:54.798	89.63	1.068	16:12:52.194
10 -	49.905	122.6	1:18.947	85.7	47.032	74.9	2:55.884	89.07	2.154	16:15:48.078
11 -	51.103	122.9	1:23.254	82.9	45.228	79.9	2:59.585	87.24	5.855	16:18:47.663

P38 13 310R Michael OREILLY

Caterham 310R -

IDEAL LAP TIME : 2:52.506 BEST LAP TIME : 2:53.227 DIFFERENCE : 0.721

LAP	SECTOR 1		SECTOR 2		SECTOR 3		LAP TIME	MPH	DIFF	TIME OF DAY
1 -		115.7	1:20.136	85.2	46.069	79.8	3:27.841	75.38	34.614	15:49:34.153
2 -	49.888	124.7	1:19.155	83.9	46.026	81.6	2:55.069	89.49	1.842	15:52:29.222
3 -	50.907	111.8	1:19.702	83.6	45.134	80.8	2:55.743	89.15	2.516	15:55:24.965
4 -	50.285	121.7	***1:18.029***	85.0	44.913	***82.0***	***2:53.227*** **(1)**	***90.44***		***15:58:18.192***
5 -	***49.793***	120.0	1:18.916	***86.0***	45.324	78.5	2:54.033 **(3)**	90.02	0.806	16:01:12.225
6 -	50.548	116.5	1:18.037	84.6	***44.684***	80.8	2:53.269 **(2)**	90.42	0.042	16:04:05.494
7 -	51.054	123.1	1:19.545	***86.0***	46.130	80.7	2:56.729	88.65	3.502	16:07:02.223
8 -	50.289	120.4	1:18.625	85.0	46.021	80.1	2:54.935	89.56	1.708	16:09:57.158
9 -	50.396	123.1	1:18.522	84.2	45.771	81.2	2:54.689	89.68	1.462	16:12:51.847
10 -	50.122	122.0	1:18.554	85.5	47.362	77.4	2:56.038	89.00	2.811	16:15:47.885
11 -	51.196	***125.6***	1:22.562	82.5	47.060	79.3	3:00.818	86.64	7.591	16:18:48.703

P39 38 310R Geoff PRICE

Caterham 310R -

IDEAL LAP TIME : 2:53.962 BEST LAP TIME : 2:54.756 DIFFERENCE : 0.794

LAP	SECTOR 1		SECTOR 2		SECTOR 3		LAP TIME	MPH	DIFF	TIME OF DAY
1 -		121.3	1:20.606	84.7	45.837	79.2	3:30.395	74.46	35.639	15:49:36.707
2 -	50.888	119.6	1:18.714	***84.8***	46.357	79.8	2:55.959	89.04	1.203	15:52:32.666
3 -	51.032	118.3	1:18.411	84.5	45.720	79.0	2:55.163	89.44	0.407	15:55:27.829
4 -	51.689	121.3	1:19.293	84.2	45.373	78.4	2:56.355	88.84	1.599	15:58:24.184
5 -	50.550	120.2	1:18.525	83.7	45.991	79.4	2:55.066	89.49	0.310	16:01:19.250
6 -	***50.424***	120.4	1:19.032	84.5	45.385	77.4	2:54.841 **(3)**	89.60	0.085	16:04:14.091
7 -	50.676	***122.6***	1:18.612	83.6	45.468	79.9	***2:54.756*** **(1)**	***89.65***		***16:07:08.847***
8 -	50.471	120.6	1:19.034	84.3	***45.314***	***80.9***	2:54.819 **(2)**	89.62	0.063	16:10:03.666
9 -	51.549	119.1	***1:18.224***	83.9	45.559	79.6	2:55.332	89.35	0.576	16:12:58.998
10 -	50.566	120.0	1:18.957	84.4	45.512	79.6	2:55.035	89.51	0.279	16:15:54.033
11 -	51.039	116.7	1:19.428	84.5	45.744	74.0	2:56.211	88.91	1.455	16:18:50.244

Weather / Track : Bright / Dry

Spa-Francorchamps
Circuit Length = 4.3520 miles
Start: 15:46 Flag 16:18 End: 16:22

Avon Tyres Seven 420R & Santander Caterham Seven 310R Championships

RACE 2 - SECTOR ANALYSIS

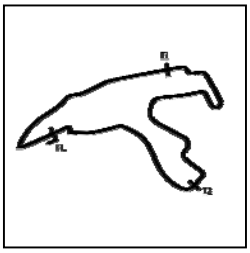

SECTOR 1 = FL to I1, SECTOR 2 = I1 to I2, SECTOR 3 = I2 to FL, DIFF = Difference To Personal Best Lap, P = Crossed Finish Line in Pit Lane, D = Time Disallowed

P40 9 310R Caroline EVERETT

Caterham 310R -

IDEAL LAP TIME : 2:53.291 BEST LAP TIME : 2:53.891 DIFFERENCE : 0.600

LAP	SECTOR 1		SECTOR 2		SECTOR 3		LAP TIME		MPH	DIFF	TIME OF DAY
1 -		122.0	1:20.687	85.5	45.994	79.2	3:29.668		74.72	35.777	15:49:35.980
2 -	50.237	122.0	1:19.162	84.2	45.381	80.4	2:54.780		89.64	0.889	15:52:30.760
3 -	50.786	117.9	1:18.948	84.7	***45.158***	79.8	2:54.892		89.58	1.001	15:55:25.652
4 -	51.053	116.1	1:19.853	84.4	45.260	79.8	2:56.166		88.93	2.275	15:58:21.818
5 -	***50.093***	117.9	1:18.515	84.8	45.283	79.4	***2:53.891***	**(1)**	***90.09***		***16:01:15.709***
6 -	50.457	118.9	1:18.719	84.5	45.196	79.5	2:54.372	**(2)**	89.85	0.481	16:04:10.081
7 -	51.846	117.1	***1:18.040***	85.1	45.805	79.5	2:55.691		89.17	1.800	16:07:05.772
8 -	51.480	118.3	1:19.266	***86.5***	46.373	80.2	2:57.119		88.45	3.228	16:10:02.891
9 -	50.837	119.1	1:18.123	86.4	45.434	74.3	2:54.394	**(3)**	89.83	0.503	16:12:57.285
10 -	51.188	121.7	1:20.284	84.9	45.568	***80.5***	2:57.040		88.49	3.149	16:15:54.325
11 -	50.499	***124.2***	1:19.470	83.6	46.149	78.2	2:56.118		88.96	2.227	16:18:50.443

P41 18 310R Dave BULLOCK

Caterham 310R -

IDEAL LAP TIME : 2:53.447 BEST LAP TIME : 2:54.139 DIFFERENCE : 0.692

LAP	SECTOR 1		SECTOR 2		SECTOR 3		LAP TIME		MPH	DIFF	TIME OF DAY
1 -		120.2	1:21.517	83.9	46.731	79.2	3:32.770		73.63	38.631	15:49:39.082
2 -	50.821	123.3	1:18.425	85.5	45.778	77.7	2:55.024		89.51	0.885	15:52:34.106
3 -	50.234	111.4	1:19.080	85.9	45.280	79.5	2:54.594	**(3)**	89.73	0.455	15:55:28.700
4 -	***49.825***	***124.2***	1:20.749	82.4	45.597	78.3	2:56.171		88.93	2.032	15:58:24.871
5 -	50.838	123.3	1:18.614	84.7	45.762	77.7	2:55.214		89.41	1.075	16:01:20.085
6 -	50.049	123.1	1:18.881	***86.0***	***45.209***	***80.7***	***2:54.139***	**(1)**	***89.97***		***16:04:14.224***
7 -	50.816	118.7	1:18.659	85.1	45.839	76.6	2:55.314		89.36	1.175	16:07:09.538
8 -	51.468	114.3	1:18.993	83.3	45.599	78.8	2:56.060		88.98	1.921	16:10:05.598
9 -	50.592	121.1	***1:18.413***	82.1	45.607	78.7	2:54.612		89.72	0.473	16:13:00.210
10 -	50.482	121.1	1:19.915	84.5	45.357	79.7	2:55.754		89.14	1.615	16:15:55.964
11 -	50.258	121.7	1:18.529	82.8	45.797	79.4	2:54.584	**(2)**	89.74	0.445	16:18:50.548

P42 6 310R Richard LAMBERT

Caterham 310R - Axtrom Ltd

IDEAL LAP TIME : 2:51.437 BEST LAP TIME : 2:53.220 DIFFERENCE : 1.783

LAP	SECTOR 1		SECTOR 2		SECTOR 3		LAP TIME		MPH	DIFF	TIME OF DAY
1 -		121.1	1:20.687	85.0	45.144	80.0	3:25.461		76.25	32.241	15:49:31.773
2 -	49.912	***125.9***	1:18.380	84.0	45.617	79.2	2:53.909		90.09	0.689	15:52:25.682
3 -	50.312	125.6	1:19.220	80.9	45.844	74.2	2:55.376		89.33	2.156	15:55:21.058
4 -	49.760	118.5	1:20.044	84.3	45.318	***81.6***	2:55.122		89.46	1.902	15:58:16.180
5 -	***49.019***	123.1	1:18.929	***86.4***	45.272	80.9	***2:53.220***	**(1)**	***90.44***		***16:01:09.400***
6 -	49.952	123.1	1:19.037	86.2	***44.657***	79.9	2:53.646	**(2)**	90.22	0.426	16:04:03.046
7 -	52.283	117.1	1:19.364	84.4	45.155	80.3	2:56.802		88.61	3.582	16:06:59.848
8 -	51.347	115.1	***1:17.761***	85.8	46.086	80.3	2:55.194		89.42	1.974	16:09:55.042
9 -	50.361	117.3	1:33.558	81.8	45.591	81.0	3:09.510		82.67	16.290	16:13:04.552
10 -	51.068	117.9	1:17.826	86.1	45.268	79.4	2:54.162		89.95	0.942	16:15:58.714
11 -	50.971	117.1	1:17.800	83.0	44.901	79.8	2:53.672	**(3)**	90.21	0.452	16:18:52.386

P43 12 310R Andy WHITTON

Caterham 310R -

IDEAL LAP TIME : 2:52.650 BEST LAP TIME : 2:53.969 DIFFERENCE : 1.319

LAP	SECTOR 1		SECTOR 2		SECTOR 3		LAP TIME		MPH	DIFF	TIME OF DAY
1 -		113.3	1:20.290	***86.8***	45.786	80.2	3:28.155		75.26	34.186	15:49:34.467
2 -	***49.895***	120.4	1:19.337	86.0	49.852	80.6	2:59.084		87.48	5.115	15:52:33.551
3 -	50.462	120.0	1:18.674	85.2	45.360	80.5	2:54.496		89.78	0.527	15:55:28.047
4 -	50.069	***122.4***	1:19.850	84.3	***44.778***	***81.4***	2:54.697		89.68	0.728	15:58:22.744
5 -	51.017	116.7	1:18.902	84.7	45.870	79.6	2:55.789		89.12	1.820	16:01:18.533
6 -	50.125	118.3	1:18.771	85.8	45.250	80.8	2:54.146	**(3)**	89.96	0.177	16:04:12.679
7 -	50.774	119.8	***1:17.977***	84.6	45.218	80.2	***2:53.969***	**(1)**	***90.05***		***16:07:06.648***
8 -	50.680	113.9	1:19.039	84.2	45.525	80.1	2:55.244		89.40	1.275	16:10:01.892
9 -	50.302	120.6	1:18.795	85.4	44.960	80.6	2:54.057	**(2)**	90.01	0.088	16:12:55.949
10 -	50.559	116.7	1:32.181	84.2	45.543	79.4	3:08.283		83.21	14.314	16:16:04.232
11 -	50.977	116.9	1:18.939	84.6	46.140	73.8	2:56.056		88.99	2.087	16:19:00.288

Weather / Track : Bright / Dry

Spa-Francorchamps
Circuit Length = 4.3520 miles
Start: 15:46 Flag 16:18 End: 16:22

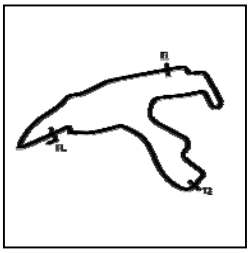

Avon Tyres Seven 420R & Santander Caterham Seven 310R Championships

RACE 2 - SECTOR ANALYSIS

SECTOR 1 = FL to I1, SECTOR 2 = I1 to I2, SECTOR 3 = I2 to FL, DIFF = Difference To Personal Best Lap, P = Crossed Finish Line in Pit Lane, D = Time Disallowed

P44 122 310R Gary CURTIS Caterham 310R - DPR Motorsport

IDEAL LAP TIME : 2:55.589 BEST LAP TIME : 2:56.235 DIFFERENCE : 0.646

LAP	SECTOR 1		SECTOR 2		SECTOR 3		LAP TIME		MPH	DIFF	TIME OF DAY
1 -		***123.3***	1:21.992	***84.8***	47.270	76.6	3:34.907		72.90	38.672	15:49:41.219
2 -	50.547	120.6	1:20.363	84.4	46.207	***79.3***	2:57.117		88.45	0.882	15:52:38.336
3 -	51.146	111.4	1:21.308	***84.8***	46.221	78.5	2:58.675		87.68	2.440	15:55:37.011
4 -	***50.321***	120.6	1:20.097	81.1	45.817	78.8	***2:56.235***	**(1)**	***88.90***		***15:58:33.246***
5 -	50.878	116.7	1:19.548	83.1	46.008	76.3	2:56.434	**(2)**	88.80	0.199	16:01:29.680
6 -	51.355	116.9	***1:19.466***	83.6	***45.802***	78.5	2:56.623	**(3)**	88.70	0.388	16:04:26.303
7 -	51.801	116.9	1:19.841	84.2	46.276	78.7	2:57.918		88.06	1.683	16:07:24.221
8 -	51.667	116.3	1:19.958	83.7	48.269	78.2	2:59.894		87.09	3.659	16:10:24.115
9 -	51.752	116.9	1:19.814	83.2	46.365	78.8	2:57.931		88.05	1.696	16:13:22.046
10 -	51.527	107.0	1:20.994	84.6	45.889	78.5	2:58.410		87.81	2.175	16:16:20.456
11 -	51.040	117.1	1:19.524	84.0	46.828	76.5	2:57.392		88.32	1.157	16:19:17.848

P45 169 310R Steve EVANS Caterham 310R -

IDEAL LAP TIME : 2:56.816 BEST LAP TIME : 2:57.165 DIFFERENCE : 0.349

LAP	SECTOR 1		SECTOR 2		SECTOR 3		LAP TIME		MPH	DIFF	TIME OF DAY
1 -		***122.0***	1:21.149	83.3	46.942	79.2	3:32.044		73.88	34.879	15:49:38.356
2 -	51.562	116.9	***1:20.200***	82.3	47.075	78.6	2:58.837		87.60	1.672	15:52:37.193
3 -	51.872	116.5	1:20.625	82.6	46.279	78.3	2:58.776		87.63	1.611	15:55:35.969
4 -	51.361	114.3	1:20.673	81.9	46.569	80.6	2:58.603	**(3)**	87.72	1.438	15:58:34.572
5 -	***50.638***	118.1	1:20.253	82.8	46.274	79.5	***2:57.165***	**(1)**	***88.43***		***16:01:31.737***
6 -	51.566	114.3	1:20.300	84.6	46.296	78.3	2:58.162	**(2)**	87.93	0.997	16:04:29.899
7 -	51.125	120.2	1:20.728	82.3	46.919	***80.7***	2:58.772		87.63	1.607	16:07:28.671
8 -	51.282	115.5	1:21.054	83.8	46.433	76.9	2:58.769		87.64	1.604	16:10:27.440
9 -	52.169	114.9	1:20.956	81.0	47.874	79.4	3:00.999		86.56	3.834	16:13:28.439
10 -	51.620	116.5	1:22.776	***85.0***	46.258	78.3	3:00.654		86.72	3.489	16:16:29.093
11 -	51.929	116.5	1:21.137	82.7	***45.978***	77.8	2:59.044		87.50	1.879	16:19:28.137

P46 68 310R Chris WELCH Caterham 310R -

IDEAL LAP TIME : 2:56.547 BEST LAP TIME : 2:57.049 DIFFERENCE : 0.502

LAP	SECTOR 1		SECTOR 2		SECTOR 3		LAP TIME		MPH	DIFF	TIME OF DAY
1 -		117.3	1:22.105	***85.3***	47.387	77.8	3:35.675		72.64	38.626	15:49:41.987
2 -	51.033	117.3	1:21.207	82.0	46.384	77.5	2:58.624		87.71	1.575	15:52:40.611
3 -	51.394	117.3	1:20.343	83.2	***46.126***	77.8	2:57.863		88.08	0.814	15:55:38.474
4 -	50.860	117.1	***1:19.839***	83.5	46.350	77.2	***2:57.049***	**(1)**	***88.49***		***15:58:35.523***
5 -	***50.582***	***120.2***	1:20.092	82.1	46.609	79.3	2:57.283	**(2)**	88.37	0.234	16:01:32.806
6 -	50.891	118.7	1:20.345	83.9	46.179	78.7	2:57.415	**(3)**	88.30	0.366	16:04:30.221
7 -	51.181	118.7	1:21.080	83.7	47.084	78.0	2:59.345		87.35	2.296	16:07:29.566
8 -	51.087	117.3	1:21.177	80.3	46.705	78.8	2:58.969		87.54	1.920	16:10:28.535
9 -	51.254	112.9	1:21.470	83.2	47.825	78.9	3:00.549		86.77	3.500	16:13:29.084
10 -	51.258	117.1	1:22.830	83.4	46.681	***79.5***	3:00.769		86.67	3.720	16:16:29.853
11 -	51.273	115.9	1:21.511	84.6	46.242	78.9	2:59.026		87.51	1.977	16:19:28.879

P47 4 310R John STYRING Caterham 310R -

IDEAL LAP TIME : BEST LAP TIME : 2:57.134 DIFFERENCE :

LAP	SECTOR 1	SECTOR 2	SECTOR 3	LAP TIME		MPH	DIFF	TIME OF DAY
1 -				3:34.254		73.12	37.120	15:49:40.566
2 -				***2:57.134***	**(1)**	***88.44***		***15:52:37.700***
3 -				2:58.611		87.71	1.477	15:55:36.311
4 -				2:58.051		87.99	0.917	15:58:34.362
5 -				2:57.991	**(3)**	88.02	0.857	16:01:32.353
6 -				2:57.170	**(2)**	88.43	0.036	16:04:29.523
7 -				2:58.896		87.57	1.762	16:07:28.419
8 -				2:59.212		87.42	2.078	16:10:27.631
9 -				3:00.975		86.57	3.841	16:13:28.606
10 -				3:00.734		86.68	3.600	16:16:29.340
11 -				2:59.650		87.21	2.516	16:19:28.990

Weather / Track : Bright / Dry

Spa-Francorchamps
Circuit Length = 4.3520 miles
Start: 15:46 Flag 16:18 End: 16:22

Avon Tyres Seven 420R & Santander Caterham Seven 310R Championships

RACE 2 - SECTOR ANALYSIS

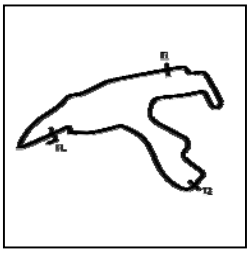

SECTOR 1 = FL to I1, SECTOR 2 = I1 to I2, SECTOR 3 = I2 to FL, DIFF = Difference To Personal Best Lap, P = Crossed Finish Line in Pit Lane, D = Time Disallowed

P48 94 310R Aman UPPAL

Caterham 310R -

IDEAL LAP TIME : 2:54.564 BEST LAP TIME : 2:55.390 DIFFERENCE : 0.826

LAP	SECTOR 1		SECTOR 2		SECTOR 3		LAP TIME		MPH	DIFF	TIME OF DAY
1 -		124.0	1:21.146	84.2	47.173	79.6	3:33.336		73.44	37.946	15:49:39.648
2 -	50.995	119.6	1:20.333	79.3	46.362	***80.8***	2:57.690		88.17	2.300	15:52:37.338
3 -	51.609	118.5	1:19.132	84.0	***45.525***	78.8	2:56.266		88.88	0.876	15:55:33.604
4 -	50.963	118.1	1:19.004	82.2	45.880	78.7	2:55.847	**(3)**	89.09	0.457	15:58:29.451
5 -	51.562	115.3	1:18.711	84.6	46.124	78.2	2:56.397		88.81	1.007	16:01:25.848
6 -	51.582	114.7	1:19.121	82.4	46.234	77.7	2:56.937		88.54	1.547	16:04:22.785
7 -	52.005	115.5	1:18.773	84.8	46.714	77.2	2:57.492		88.27	2.102	16:07:20.277
8 -	51.725	114.9	1:18.896	84.9	45.983	79.3	2:56.604		88.71	1.214	16:10:16.881
9 -	51.342	115.9	***1:18.180***	84.5	45.868	77.7	***2:55.390***	**(1)**	***89.32***		***16:13:12.271***
10 -	51.282	115.3	1:18.377	***85.9***	45.769	77.8	2:55.428	**(2)**	89.31	0.038	16:16:07.699
11 -	***50.859***	***126.8***	1:46.523	83.4	46.454	77.4	3:23.836		76.86	28.446	16:19:31.535

P49 33 310R Surhid CHATTERJEE

Caterham 310R -

IDEAL LAP TIME : 2:59.887 BEST LAP TIME : 3:00.321 DIFFERENCE : 0.434

LAP	SECTOR 1		SECTOR 2		SECTOR 3		LAP TIME		MPH	DIFF	TIME OF DAY
1 -		116.7	1:22.356	***81.8***	47.459	74.8	3:36.622		72.32	36.301	15:49:42.934
2 -	53.361	***116.9***	1:21.658	79.2	46.752	78.0	3:01.771		86.19	1.450	15:52:44.705
3 -	52.976	116.7	1:21.849	80.3	47.703	74.8	3:02.528		85.83	2.207	15:55:47.233
4 -	52.920	115.3	1:21.451	76.6	47.352	76.6	3:01.723		86.21	1.402	15:58:48.956
5 -	52.987	114.7	1:21.556	79.7	47.630	76.2	3:02.173		86.00	1.852	16:01:51.129
6 -	53.068	114.9	***1:20.729***	79.0	47.300	75.8	3:01.097	**(3)**	86.51	0.776	16:04:52.226
7 -	53.801	115.9	1:20.807	80.3	47.242	77.0	3:01.850		86.15	1.529	16:07:54.076
8 -	53.194	***116.9***	1:21.552	80.9	46.919	77.6	3:01.665		86.24	1.344	16:10:55.741
9 -	***52.472***	116.7	1:21.843	79.4	46.736	76.6	3:01.051	**(2)**	86.53	0.730	16:13:56.792
10 -	53.184	115.9	1:20.860	81.2	47.274	77.2	3:01.318		86.40	0.997	16:16:58.110
11 -	52.581	115.9	1:21.054	79.7	***46.686***	***78.2***	***3:00.321***	**(1)**	***86.88***		***16:19:58.431***

P50 28 310R Harry SENIOR

Caterham 310R -

IDEAL LAP TIME : 2:51.242 BEST LAP TIME : 2:53.390 DIFFERENCE : 2.148

LAP	SECTOR 1		SECTOR 2		SECTOR 3		LAP TIME		MPH	DIFF	TIME OF DAY
1 -		119.4	1:18.163	***86.3***	45.662	76.6	3:25.046		76.40	31.656	15:49:31.358
2 -	50.417	123.3	1:18.421	85.5	45.634	79.8	2:54.472		89.79	1.082	15:52:25.830
3 -	49.746	127.5	1:19.136	81.3	46.263	72.8	2:55.145		89.45	1.755	15:55:20.975
4 -	49.786	***129.8***	1:18.906	86.2	45.651	72.3	2:54.343		89.86	0.953	15:58:15.318
5 -	***49.638***	127.0	1:18.374	86.2	45.378	80.1	***2:53.390***	**(1)**	***90.35***		***16:01:08.708***
6 -	50.513	126.3	1:18.649	85.8	45.379	80.6	2:54.541		89.76	1.151	16:04:03.249
7 -	51.895	121.3	1:17.510	85.0	***44.463***	***81.2***	2:53.868	**(3)**	90.11	0.478	16:06:57.117
8 -	51.081	114.1	1:35.282	58.1	IN PIT		3:42.829	**P**	70.31	49.439	16:10:39.946
9 -	OUTLAP	116.1	1:17.180	84.4	45.738	72.5	3:44.228		69.87	50.838	16:14:24.174
10 -	51.592	113.7	1:17.403	85.0	45.374	78.5	2:54.369		89.85	0.979	16:17:18.543
11 -	51.218	113.5	***1:17.141***	84.4	45.359	79.7	2:53.718	**(2)**	90.18	0.328	16:20:12.261

P51 79 310R Nathan BELL

Caterham 310R -

IDEAL LAP TIME : 2:52.542 BEST LAP TIME : 2:53.601 DIFFERENCE : 1.059

LAP	SECTOR 1		SECTOR 2		SECTOR 3		LAP TIME		MPH	DIFF	TIME OF DAY
1 -		118.7	1:19.925	84.7	45.865	80.0	3:27.346		75.56	33.745	15:49:33.658
2 -	49.942	***126.6***	1:19.347	84.4	***44.645***	80.2	2:53.934	**(3)**	90.07	0.333	15:52:27.592
3 -	49.539	125.9	1:19.076	85.7	45.704	80.2	2:54.319		89.87	0.718	15:55:21.911
4 -	50.054	124.0	***1:18.408***	86.4	45.139	80.8	***2:53.601***	**(1)**	***90.25***		***15:58:15.512***
5 -	***49.489***	123.5	1:18.785	***87.3***	45.477	79.4	2:53.751	**(2)**	90.17	0.150	16:01:09.263
6 -	49.509	124.0	1:20.460	86.3	44.904	80.0	2:54.873		89.59	1.272	16:04:04.136
7 -	51.559	125.9	1:19.833	84.6	47.385	77.4	2:58.777		87.63	5.176	16:07:02.913
8 -	51.921	112.9	1:18.790	86.2	45.172	***81.0***	2:55.883		89.07	2.282	16:09:58.796

Weather / Track : Bright / Dry

Spa-Francorchamps
Circuit Length = 4.3520 miles
Start: 15:46 Flag 16:18 End: 16:22

Avon Tyres Seven 420R & Santander Caterham Seven 310R Championships

RACE 2 - SECTOR ANALYSIS

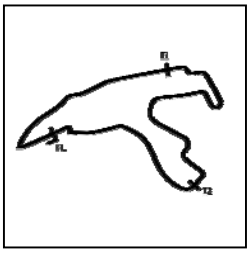

SECTOR 1 = FL to I1, SECTOR 2 = I1 to I2, SECTOR 3 = I2 to FL, DIFF = Difference To Personal Best Lap, P = Crossed Finish Line in Pit Lane, D = Time Disallowed

P52 66 310R Jake SWANN-DIXON Caterham 310R -

IDEAL LAP TIME : 2:52.733 BEST LAP TIME : 2:53.413 DIFFERENCE : 0.680

LAP	SECTOR 1		SECTOR 2		SECTOR 3		LAP TIME		MPH	DIFF	TIME OF DAY
1 -		115.9	1:19.172	86.3	45.665	***81.1***	3:24.524		76.60	31.111	15:49:30.836
2 -	***49.944***	120.0	***1:18.075***	85.9	46.012	78.3	2:54.031	**(2)**	90.02	0.618	15:52:24.867
3 -	50.392	***125.4***	1:18.999	85.0	45.510	78.8	2:54.901		89.57	1.488	15:55:19.768
4 -	50.460	117.7	1:18.239	86.3	***44.714***	80.1	***2:53.413***	**(1)**	***90.34***		***15:58:13.181***
5 -	50.708	118.1	1:18.241	***87.3***	45.977	80.2	2:54.926		89.56	1.513	16:01:08.107
6 -	50.243	122.4	1:18.831	***87.3***	45.135	80.2	2:54.209	**(3)**	89.93	0.796	16:04:02.316
7 -	52.868	118.3	1:23.678	85.2	47.253	73.3	3:03.799		85.24	10.386	16:07:06.115

P53 11 310R Andrew PERRY Caterham 310R - DPR Motorsport

IDEAL LAP TIME : 2:53.093 BEST LAP TIME : 2:53.713 DIFFERENCE : 0.620

LAP	SECTOR 1		SECTOR 2		SECTOR 3		LAP TIME		MPH	DIFF	TIME OF DAY
1 -		118.3	1:18.468	***85.7***	46.118	80.4	3:23.103		77.14	29.390	15:49:29.415
2 -	***49.651***	117.3	1:18.489	85.2	***45.573***	78.8	***2:53.713***	**(1)**	***90.19***		***15:52:23.128***
3 -	50.975	115.7	***1:17.869***	84.7	45.888	80.6	2:54.732		89.66	1.019	15:55:17.860
4 -	50.831	116.3	1:18.180	84.6	45.618	80.7	2:54.629	**(3)**	89.71	0.916	15:58:12.489
5 -	49.887	115.1	1:18.376	85.3	47.026	***80.9***	2:55.289		89.38	1.576	16:01:07.778
6 -	50.502	***120.6***	1:17.954	84.3	45.857	78.3	2:54.313	**(2)**	89.88	0.600	16:04:02.091

P54 19 420R Aaron HEAD Caterham 420R - DPR Motorsport

IDEAL LAP TIME : 2:41.382 BEST LAP TIME : 2:42.608 DIFFERENCE : 1.226

LAP	SECTOR 1		SECTOR 2		SECTOR 3		LAP TIME		MPH	DIFF	TIME OF DAY
1 -		129.0	1:13.911	***92.9***	41.627	86.0	2:45.648	**(2)**	94.58	3.040	15:48:51.960
2 -	47.034	128.3	***1:13.295***	89.0	42.279	84.9	***2:42.608***	**(1)**	***96.35***		***15:51:34.568***
3 -	47.041	129.5	1:20.799	90.9	***41.521***	***88.3***	2:49.361	**(3)**	92.50	6.753	15:54:23.929
4 -	***46.566***	***130.0***	1:16.126	87.3	IN PIT		2:57.505	**P**	88.26	14.897	15:57:21.434

P55 52 310R Martin PRATT Caterham 310R -

IDEAL LAP TIME : 2:55.839 BEST LAP TIME : 2:55.839 DIFFERENCE : 0.000

LAP	SECTOR 1		SECTOR 2		SECTOR 3		LAP TIME		MPH	DIFF	TIME OF DAY
1 -		***123.3***	1:21.452	83.1	46.564	78.4	3:32.367	**(3)**	73.77	36.528	15:49:38.679
2 -	51.667	116.9	1:20.314	***84.9***	45.835	***78.5***	2:57.816	**(2)**	88.11	1.977	15:52:36.495
3 -	***51.514***	114.1	***1:18.602***	83.9	***45.723***	77.7	***2:55.839***	**(1)**	***89.10***		***15:55:32.334***

P56 5 420R David HENDERSON Caterham 420R -

IDEAL LAP TIME : 2:42.709 BEST LAP TIME : 2:46.815 DIFFERENCE : 4.106

LAP	SECTOR 1		SECTOR 2		SECTOR 3		LAP TIME		MPH	DIFF	TIME OF DAY
1 -		128.8	1:14.077	***92.0***	***42.595***	***86.3***	***2:46.815***	**(1)**	***93.92***		***15:48:53.127***
2 -	***46.565***	***129.5***	***1:13.549***	89.7	IN PIT		2:51.829	**P**	91.18	5.013	15:51:44.956
3 -	OUTLAP	113.5	1:20.906	77.4	IN PIT		4:32.973	**P**	57.39	1:46.157	15:56:17.929

P57 58 420R Richard AINSCOUGH Caterham 420R -

IDEAL LAP TIME : 2:40.307 BEST LAP TIME : 2:40.611 DIFFERENCE : 0.304

LAP	SECTOR 1		SECTOR 2		SECTOR 3		LAP TIME		MPH	DIFF	TIME OF DAY
1 -		***129.3***	1:15.500	***91.4***	***41.293***	86.5	2:49.062	**(2)**	92.67	8.451	15:48:55.374
2 -	***46.156***	129.0	***1:12.858***	90.6	41.597	***87.0***	***2:40.611***	**(1)**	***97.54***		***15:51:35.985***

P58 93 420R Mike EVANS Caterham 420R -

IDEAL LAP TIME : 2:46.535 BEST LAP TIME : 2:51.921 DIFFERENCE : 5.386

LAP	SECTOR 1		SECTOR 2		SECTOR 3		LAP TIME		MPH	DIFF	TIME OF DAY
1 -		124.7	***1:16.871***	***89.3***	***42.783***	***86.2***	***2:51.921***	**(1)**	***91.13***		***15:48:58.233***

Weather / Track : Bright / Dry

Spa-Francorchamps
Circuit Length = 4.3520 miles
Start: 15:46 Flag 16:18 End: 16:22

Avon Tyres Seven 420R & Santander Caterham Seven 310R Championships

RACE 2 - WEATHER CONDITIONS

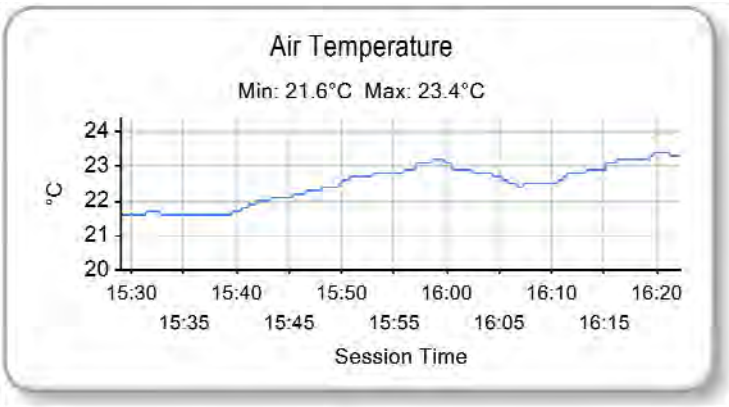

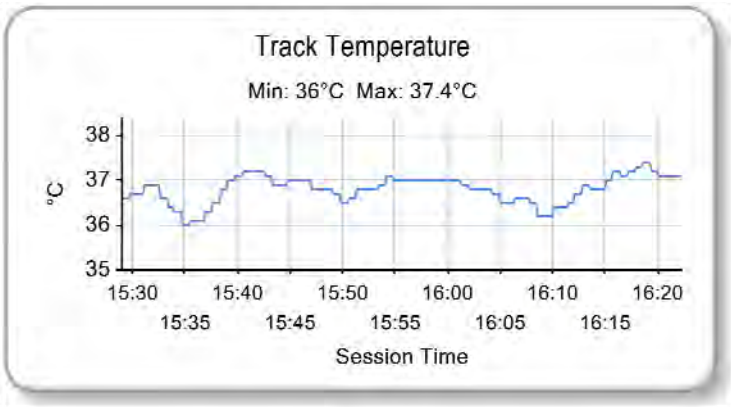

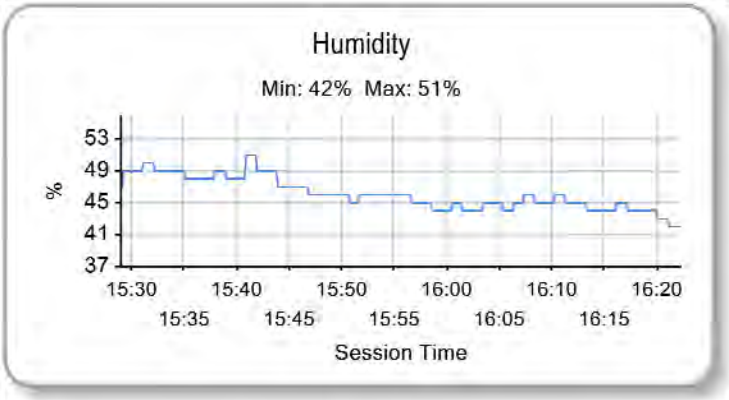

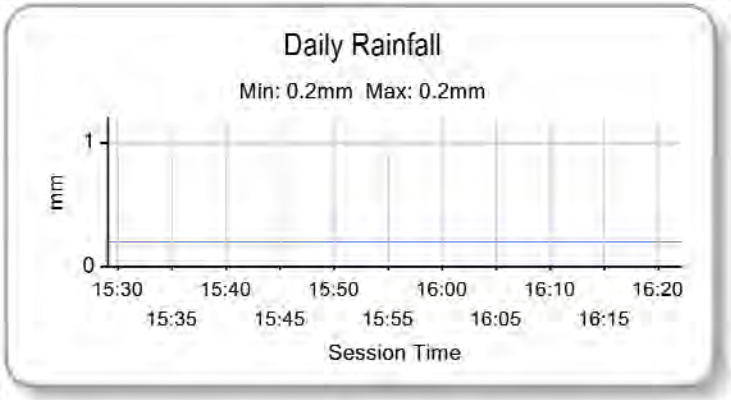

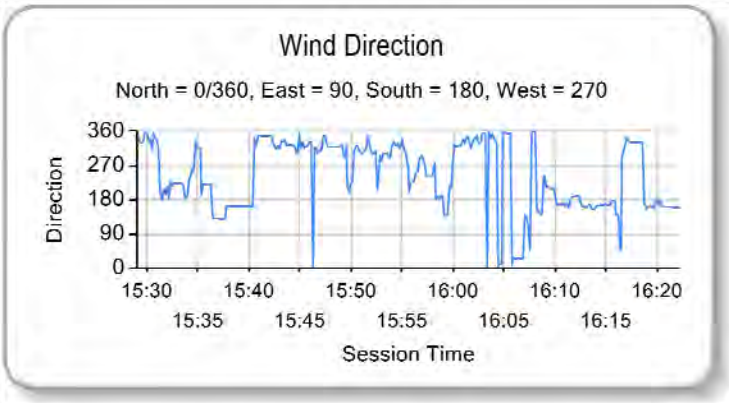

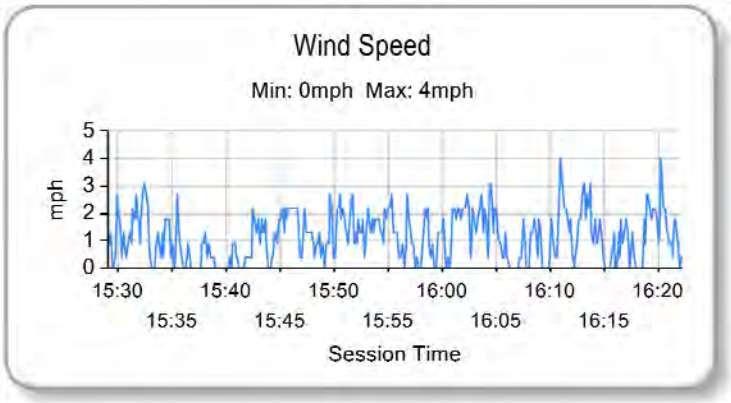

Weather / Track : Bright / Dry

Spa-Francorchamps
Circuit Length = 4.3520 miles
Start: 15:46 Flag 16:18 End: 16:22

Results can be found at www.tsl-timing.com

Printed - 16:34 Sunday, 21 July 2019

Avon Tyres Seven 420R & Santander Caterham Seven 310R Championships

RACE 2 - STATISTICS

Competitors Started	58
Planned Start	2019-07-21 @ 15:45:00.000
Actual Start	2019-07-21 @ 15:46:06.311
Finish Time	2019-07-21 @ 16:18:30.453
Track Length	4.3520mi.
Total Laps	610
Total Distance Covered	2654.7711mi.

Session Fastest Lap History

NO	CL	NAME	LAP TIME	TIME OF DAY	LAP	VEHICLE
3	420R	**John BYRNE**	**2:43.464**	15:48:49.784	1	Caterham 420R
3	420R	**John BYRNE**	**2:41.954**	15:51:31.739	2	Caterham 420R
83	420R	**Matthew HIGGINSON**	**2:41.466**	15:51:35.163	2	Caterham 420R
58	420R	**Richard AINSCOUGH**	**2:40.611**	15:51:35.992	2	Caterham 420R

Session Leader History

NO	CL	NAME	FROM LAP	LAPS LED	DISTANCE	VEHICLE
3	420R	**John BYRNE**	1	12	52.14 miles	Caterham 420R

Flag History

TYPE	TIME OF DAY
GREEN	15:46:06.311
FINISH	16:18:30.453

Flag Statistics

TYPE	COUNT	TOTAL LAPS	TOTAL TIME
Green	1	12	36:08.446
Red	0	0	0.000
Safety Car	0	0	0.000
FCY	0	0	0.000

Spa-Francorchamps
Circuit Length = 4.3520 miles
Start: 15:46 Flag 16:18 End: 16:22

Weather / Track : Bright / Dry

These results are provisional until the conclusion of any judicial and technical matters.

Avon Tyres Seven 420R & Santander Caterham Seven 310R Championships

RACE 2 - STATISTICS

CLASS : 310R

38 Starters

Fastest Lap History

NO	NAME	LAP TIME	TIME OF DAY	LAP	VEHICLE
48	**Tom GRENSINGER**	**3:21.526**	15:49:27.846	1	Caterham 310R
11	**Andrew PERRY**	**2:53.713**	15:52:23.136	2	Caterham 310R
71	**Alan COOPER**	**2:53.504**	15:52:23.607	2	Caterham 310R
115	**David YATES**	**2:53.164**	15:52:26.716	2	Caterham 310R
77	**Gordon SAWYER**	**2:52.678**	16:01:07.376	5	Caterham 310R
30	**Ben GILLIAS**	**2:52.647**	16:01:08.370	5	Caterham 310R
74	**James BEARDWELL**	**2:52.234**	16:01:13.536	5	Caterham 310R
48	**Tom GRENSINGER**	**2:52.148**	16:06:52.854	7	Caterham 310R
27	**Matt TOPHAM**	**2:51.461**	16:12:42.112	9	Caterham 310R
91	**Lee BRISTOW**	**2:51.384**	16:15:32.508	10	Caterham 310R
71	**Alan COOPER**	**2:51.368**	16:15:33.629	10	Caterham 310R
30	**Ben GILLIAS**	**2:51.112**	16:15:55.088	10	Caterham 310R

Leader History

NO	NAME	FROM LAP	LAPS LED	DISTANCE	VEHICLE
48	**Tom GRENSINGER**	1	1	4.27 miles	Caterham 310R
11	**Andrew PERRY**	2	1	4.35 miles	Caterham 310R
48	**Tom GRENSINGER**	3	2	8.70 miles	Caterham 310R
25	**Jay MCCORMACK**	5	1	4.35 miles	Caterham 310R
91	**Lee BRISTOW**	6	1	4.35 miles	Caterham 310R
119	**Donald HENSHALL**	7	2	8.70 miles	Caterham 310R
88	**Pete WALTERS**	9	1	4.35 miles	Caterham 310R
91	**Lee BRISTOW**	10	2	8.70 miles	Caterham 310R
48	**Tom GRENSINGER**	12	1	4.35 miles	Caterham 310R

Spa-Francorchamps

Weather / Track : Bright / Dry

Circuit Length = 4.3520 miles

These results are provisional until the conclusion of any judicial and technical matters.

Start: 15:46 Flag 16:18 End: 16:22

Avon Tyres Seven 420R & Santander Caterham Seven 310R Championships

RACE 2 - STATISTICS

CLASS : 420R

20 Starters

Fastest Lap History

NO	NAME	LAP TIME	TIME OF DAY	LAP	VEHICLE
3	**John BYRNE**	**2:43.464**	15:48:49.784	1	Caterham 420R
3	**John BYRNE**	**2:41.954**	15:51:31.739	2	Caterham 420R
83	**Matthew HIGGINSON**	**2:41.466**	15:51:35.163	2	Caterham 420R
58	**Richard AINSCOUGH**	**2:40.611**	15:51:35.992	2	Caterham 420R

Leader History

NO	NAME	FROM LAP	LAPS LED	DISTANCE	VEHICLE
3	**John BYRNE**	1	12	52.14 miles	Caterham 420R

Spa-Francorchamps
Circuit Length = 4.3520 miles
Start: 15:46 Flag 16:18 End: 16:22

Weather / Track : Bright / Dry

These results are provisional until the conclusion of any judicial and technical matters.