

**demon
tweeks**



DEMON TWEEDS AUDI TT CUP CHAMPIONSHIP

brscc
DRIVEN BY RACING

BRSCC TCR UK Race Day
Oulton Park Island
8th June 2024



Timing & Results Provided by Timing Solutions Ltd

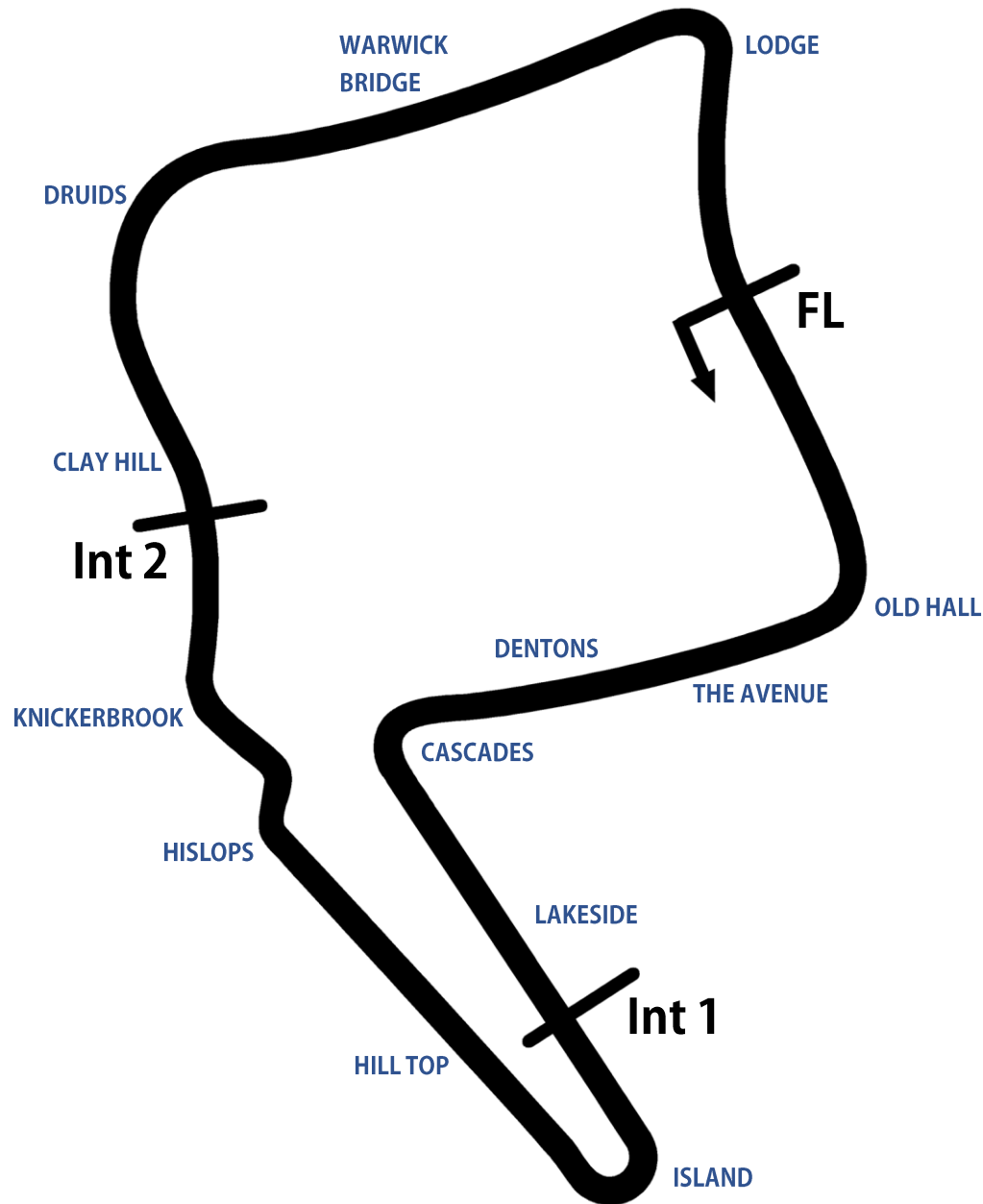
www.tsl-timing.com



OultonPark

Oulton Park Island Circuit

Little Budworth, Tarporley, Cheshire, UK



Length	2.2260 miles 3.582 km 3582.4m		
FL		53.17997 N	2.61294 W
Int 1	1163m	53.17248 N	2.61631 W
Int 2	2316m	53.17830 N	2.62040 W
Pit Entry	3564m	53.18011 N	2.61306 W
Pit Exit	180m after FL	53.17836 N	2.61232 W
Pit Entry - Pit Exit	199m, 14.3s @ 50kph, 11.9s @ 60kph		

BRSCC TCR UK Race Day - Oulton Park
Demon Tweaks Audi TT Cup Championship
QUALIFYING - RACE 4 - CLASSIFICATION



POS	NO	CL	PIC	NAME	ENTRY	TIME	ON	LAPS	GAP	DIFF	MPH
1	72*		1	Matt LUFF	Audi TT 2.0 TFSI	1:36.149	7	9			83.34
2	15*		2	Andrew DYER	Audi TT 2.0 TFSI	1:36.455	7	9	0.306	0.306	83.08
3	45*		3	Carl SWIFT	Audi TT 2.0 TFSI	1:36.592	5	6	0.443	0.137	82.96
4	48*		4	William STACEY	Audi TT 2.0 TFSI	1:36.717	9	9	0.568	0.125	82.85
5	51*		5	Luke HANDLEY	Audi TT 2.0 TFSI	1:36.838	6	9	0.689	0.121	82.75
6	77*		6	Steve FODEN	Audi TT 2.0 TFSI	1:36.915	4	8	0.766	0.077	82.68
7	44*		7	Charles BUDD	Audi TT 2.0 TFSI	1:36.964	7	9	0.815	0.049	82.64
8	78*		8	Richard FORBER	Audi TT 2.0 TFSI	1:36.972	5	8	0.823	0.008	82.63
9	21	M	1	Sean SMITH	Audi TT 2.0 TFSI	1:37.035	6	9	0.886	0.063	82.58
10	5		9	Sam MEAGHER	Audi TT 2.0 TFSI	1:37.071	5	9	0.922	0.036	82.55
11	454*		10	Ryan EDGE CUMBE	Audi TT 2.0 TFSI	1:37.140	9	9	0.991	0.069	82.49
12	73		11	Ross MAKAR	Audi TT 2.0 TFSI	1:37.277	8	9	1.128	0.137	82.37
13	22		12	Jason PELOSI	Audi TT 2.0 TFSI	1:37.289	8	9	1.140	0.012	82.36
14	196*		13	Nick BRADY	Audi TT 2.0 TFSI	1:37.398	6	9	1.249	0.109	82.27
15	38*		14	Morgan WROOT	Audi TT 2.0 TFSI	1:37.426	4	9	1.277	0.028	82.25
16	100		15	Steven LAIDLAW	Audi TT 2.0 TFSI	1:37.478	6	7	1.329	0.052	82.20
17	27*		16	Mark GRICE	Audi TT 2.0 TFSI	1:37.481	9	9	1.332	0.003	82.20
18	52		17	Paul LUTI	Audi TT 2.0 TFSI	1:37.535	5	7	1.386	0.054	82.16
19	101*		18	Sam LAIDLAW	Audi TT 2.0 TFSI	1:37.733	7	9	1.584	0.198	81.99
20	92*		19	Rashan Tyler CHIGORIMBO	Audi TT 2.0 TFSI	1:37.845	4	8	1.696	0.112	81.90
21	7*	M	2	Tim DORE	Audi TT 2.0 TFSI	1:37.894	8	9	1.745	0.049	81.85
22	33	M	3	Patrick BOOTH	Audi TT 2.0 TFSI	1:38.012	9	9	1.863	0.118	81.76
23	9*	M	4	Jonathan WILLIAMS	Audi TT 2.0 TFSI	1:38.054	9	9	1.905	0.042	81.72
24	40*		20	Joe WEAVER	Audi TT 2.0 TFSI	1:38.465	8	9	2.316	0.411	81.38
25	104		21	Daniel CHAPMAN	Audi TT 2.0 TFSI	1:39.477	3	6	3.328	1.012	80.55
26	24	M	5	Paul SAVAGE	Audi TT 2.0 TFSI	1:39.643	6	9	3.494	0.166	80.42
27	6*		22	Bradley BURNS	Audi TT 2.0 TFSI	1:41.146	7	8	4.997	1.503	79.22
28	111	M	6	Tim GRAY	Audi TT 2.0 TFSI	1:44.677	3	4	8.528	3.531	76.55
29	55	M	7	David RICHARDSON	Audi TT 2.0 TFSI	1:47.108	5	5	10.959	2.431	74.81

Comments:
 No. 15, 38, 40, 45, 48, 51, 72, 77, 78, 101 - 1 Lap time disallowed; exceeding track limits.
 No. 9, 27, 44, 92, 196, 454 - 2 Lap times disallowed; exceeding track limits.
 No. 6, 7 - 3 Lap times disallowed; exceeding track limits.

Weather / Track : Cloudy / Dry Date: 08/06/2024 Start: 11:09 Finish: 11:24
 These results are provisional until the conclusion of any judicial and technical matters. Oulton Park Island: 2.2260 miles

Clerk Of Course: Graham Lindley	Stewards:	Timekeeper: Richard Lomax	
---------------------------------	-----------	---------------------------	--

Results can be found at www.tsl-timing.com

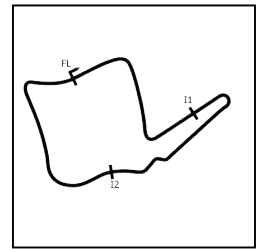
Printed - 12:02 Saturday, 08 June 2024



BRSCC TCR UK Race Day - Oulton Park

Demon Tweeks Audi TT Cup Championship

QUALIFYING - RACE 4 - SECTOR ANALYSIS



SECTOR 1 = FL to I1, SECTOR 2 = I1 to I2, SECTOR 3 = I2 to FL, DIFF = Difference To Personal Best Lap, P = Crossed Finish Line in Pit Lane, D = Time Disallowed

P1 72		Matt LUFF					Audi TT 2.0 TFSI				
IDEAL LAP TIME : 1:35.985		BEST LAP TIME : 1:36.149					DIFFERENCE : 0.164				
LAP	SECTOR 1	SECTOR 2		SECTOR 3		LAP TIME	MPH	DIFF	TIME OF DAY		
1 -	OUTLAP	78.9	41.585	93.3	35.594	99.4			11:11:08.625		
2 -	30.789	97.1	39.158	94.5	32.485	100.4	1:42.432	78.23	6.283	11:12:51.057	
3 -	29.860	106.8	37.185	95.4	31.688	101.2	1:38.733	81.16	2.584	11:14:29.790	
4 -	28.250	109.4	36.579	95.0	31.581	101.6	1:36.410 (3)	83.12	0.261	11:16:06.200	
5 -	29.448	71.9	40.952	82.8	32.214	101.5	1:42.614 D	78.09	6.465	11:17:48.814	
6 -	27.984	110.5	36.420	95.4	31.759	101.0	1:36.163 (2)	83.33	0.014	11:19:24.977	
7 -	28.021	110.3	36.511	94.9	31.617	100.7	1:36.149 (1)	83.34		11:21:01.126	
8 -	29.947	101.9	37.495	93.7	33.991	101.5	1:41.433	79.00	5.284	11:22:42.559	
9 -	28.191	108.2	45.195	72.3	IN PIT		2:02.683 P	65.31	26.534	11:24:45.242	

P2 15		Andrew DYER					Audi TT 2.0 TFSI				
IDEAL LAP TIME : 1:36.347		BEST LAP TIME : 1:36.455					DIFFERENCE : 0.108				
LAP	SECTOR 1	SECTOR 2		SECTOR 3		LAP TIME	MPH	DIFF	TIME OF DAY		
1 -	OUTLAP	73.1	43.410	89.0	39.666	89.1			11:11:14.346		
2 -	32.585	100.7	39.508	94.2	33.155	99.7	1:45.248	76.14	8.793	11:12:59.594	
3 -	30.239	105.5	37.708	95.0	32.017	100.6	1:39.964	80.16	3.509	11:14:39.558	
4 -	29.000	110.1	36.877	94.5	31.684	101.2	1:37.561	82.13	1.106	11:16:17.119	
5 -	28.509	110.5	36.814	94.2	31.707	101.2	1:37.030 (3)	82.58	0.575	11:17:54.149	
6 -	28.232	109.6	36.640	94.3	31.756	100.0	1:36.628 (2)	82.93	0.173	11:19:30.777	
7 -	28.144	110.1	36.721	95.5	31.590	101.0	1:36.455 (1)	83.08		11:21:07.232	
8 -	28.125	110.5	36.715	96.4	33.314	101.0	1:38.154	81.64	1.699	11:22:45.386	
9 -	28.117	109.8	36.880	95.0	32.320	98.3	1:37.347 D	82.34	0.862	11:24:22.703	

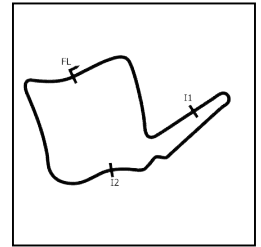
P3 45		Carl SWIFT					Audi TT 2.0 TFSI				
IDEAL LAP TIME : 1:36.281		BEST LAP TIME : 1:36.592					DIFFERENCE : 0.311				
LAP	SECTOR 1	SECTOR 2		SECTOR 3		LAP TIME	MPH	DIFF	TIME OF DAY		
1 -	OUTLAP	84.9	41.246	91.4	34.701	96.5			11:11:10.844		
2 -	31.949	98.5	40.446	84.0	34.174	90.5	1:46.569 (2)	75.19	9.977	11:12:57.413	
3 -	30.782	97.6	40.309	83.7	IN PIT		1:48.208 P	74.05	11.616	11:14:45.621	
4 -	OUTLAP	110.1	36.565	94.5	34.042	100.9	6:28.882	20.60	4:52.290	11:21:14.503	
5 -	28.130	109.6	36.650	95.8	31.812	101.6	1:36.592 (1)	82.96		11:22:51.095	
6 -	27.904	109.8	38.646	93.8	31.867	97.2	1:38.447 D	81.42	1.825	11:24:29.512	

P4 48		William STACEY					Audi TT 2.0 TFSI				
IDEAL LAP TIME : 1:36.499		BEST LAP TIME : 1:36.717					DIFFERENCE : 0.218				
LAP	SECTOR 1	SECTOR 2		SECTOR 3		LAP TIME	MPH	DIFF	TIME OF DAY		
1 -	OUTLAP	95.5	43.029	78.1	34.656	99.5			11:11:29.095		
2 -	37.465	89.3	39.890	92.6	32.823	100.6	1:50.178 D	72.73	13.461	11:13:19.273	
3 -	28.944	108.4	37.156	93.9	31.712	101.0	1:37.812	81.92	1.095	11:14:57.085	
4 -	28.551	107.2	37.575	95.4	32.305	100.6	1:38.431	81.41	1.714	11:16:35.516	
5 -	28.163	108.4	36.962	93.2	32.045	98.8	1:37.170 (3)	82.46	0.453	11:18:12.686	
6 -	28.237	107.5	38.768	91.4	32.489	98.6	1:39.494	80.54	2.777	11:19:52.180	
7 -	28.308	107.3	36.793	93.9	31.905	100.4	1:37.006 (2)	82.60	0.289	11:21:29.186	
8 -	28.846	106.0	37.441	92.5	32.113	100.1	1:38.400	81.43	1.683	11:23:07.586	
9 -	28.318	107.7	36.624	94.7	31.775	101.0	1:36.717 (1)	82.85		11:24:44.303	

BRSCC TCR UK Race Day - Oulton Park

Demon Tweaks Audi TT Cup Championship

QUALIFYING - RACE 4 - SECTOR ANALYSIS



SECTOR 1 = FL to I1, SECTOR 2 = I1 to I2, SECTOR 3 = I2 to FL, DIFF = Difference To Personal Best Lap, P = Crossed Finish Line in Pit Lane, D = Time Disallowed

P5 51		Luke HANDLEY					Audi TT 2.0 TFSI				
IDEAL LAP TIME : 1:36.657		BEST LAP TIME : 1:36.838					DIFFERENCE : 0.181				
LAP	SECTOR 1	SECTOR 2		SECTOR 3		LAP TIME	MPH	DIFF	TIME OF DAY		
1 -	OUTLAP	70.8	42.340	91.0	36.643	99.1			11:11:09.378		
2 -	31.213	99.5	39.519	94.3	32.267	101.3	1:42.999	77.80	6.161	11:12:52.377	
3 -	29.670	107.0	37.249	95.3	31.616	100.9	1:38.535	81.32	1.697	11:14:30.912	
4 -	28.373	109.4	36.969	94.6	31.534	101.2	1:36.876 (2)	82.72	0.038	11:16:07.788	
5 -	28.154	108.2	37.046	94.6	31.857	100.4	1:37.057 (3)	82.56	0.219	11:17:44.845	
6 -	28.216	109.2	37.008	94.2	31.614	100.6	1:36.838 (1)	82.75		11:19:21.683	
7 -	30.732	52.5	40.454	91.5	32.609	101.0	1:43.795 D	77.20	6.957	11:21:05.478	
8 -	28.273	109.6	37.298	94.2	33.359	100.9	1:38.930	81.00	2.092	11:22:44.408	
9 -	28.321	108.5	37.175	93.9	31.867	99.5	1:37.363	82.30	0.525	11:24:21.771	

P6 77		Steve FODEN					Audi TT 2.0 TFSI				
IDEAL LAP TIME : 1:36.636		BEST LAP TIME : 1:36.915					DIFFERENCE : 0.279				
LAP	SECTOR 1	SECTOR 2		SECTOR 3		LAP TIME	MPH	DIFF	TIME OF DAY		
1 -	OUTLAP	67.0	44.473	89.7	36.707	99.2			11:11:13.986		
2 -	30.912	103.0	37.265	94.7	31.756	101.3	3:07.631	42.70	1:30.716	11:14:21.617	
3 -	28.542	108.9	36.841	94.5	31.656	100.9	1:37.039 (2)	82.58	0.124	11:15:58.656	
4 -	28.435	109.4	36.712	94.2	31.768	101.5	1:36.915 (1)	82.68		11:17:35.571	
5 -	28.268	109.2	36.787	94.9	31.867	100.6	1:36.922 D	82.68	0.007	11:19:12.493	
6 -	29.593	102.9	38.496	93.2	32.248	101.0	1:40.337	79.86	3.422	11:20:52.830	
7 -	28.431	108.9	36.877	94.6	31.932	100.7	1:37.240	82.41	0.325	11:22:30.070	
8 -	28.346	109.2	37.035	94.3	31.662	101.9	1:37.043 (3)	82.57	0.128	11:24:07.113	

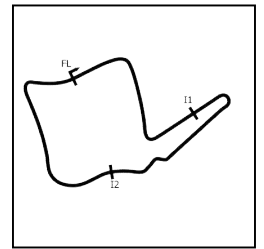
P7 44		Charles BUDD					Audi TT 2.0 TFSI				
IDEAL LAP TIME : 1:36.748		BEST LAP TIME : 1:36.964					DIFFERENCE : 0.216				
LAP	SECTOR 1	SECTOR 2		SECTOR 3		LAP TIME	MPH	DIFF	TIME OF DAY		
1 -	OUTLAP	63.6	44.685	88.6	37.046	98.3			11:11:15.101		
2 -	32.568	94.7	39.811	93.3	33.248	99.5	1:45.627	75.86	8.663	11:13:00.728	
3 -	29.881	102.9	39.141	76.5	33.496	100.4	1:42.518	78.16	5.554	11:14:43.246	
4 -	28.719	107.2	36.680	94.9	31.776	101.5	1:37.175 (3)	82.46	0.211	11:16:20.421	
5 -	29.583	94.3	39.594	87.8	34.642	99.5	1:43.819 D	77.18	6.855	11:18:04.240	
6 -	28.519	108.2	36.743	94.6	31.738	100.1	1:37.000 (2)	82.61	0.036	11:19:41.240	
7 -	28.330	109.1	36.706	93.9	31.928	100.3	1:36.964 (1)	82.64		11:21:18.204	
8 -	28.466	108.5	36.833	94.5	33.979	100.3	1:39.278 D	80.71	2.314	11:22:57.482	
9 -	28.507	108.0	38.018	92.5	33.624	91.6	1:40.149	80.01	3.185	11:24:37.631	

P8 78		Richard FORBER					Audi TT 2.0 TFSI				
IDEAL LAP TIME : 1:36.972		BEST LAP TIME : 1:36.972					DIFFERENCE : 0.000				
LAP	SECTOR 1	SECTOR 2		SECTOR 3		LAP TIME	MPH	DIFF	TIME OF DAY		
1 -	OUTLAP	87.1	43.391	83.4	38.585	100.3			11:11:56.264		
2 -	30.252	106.6	38.153	94.9	32.736	100.4	1:41.141	79.23	4.169	11:13:37.405	
3 -	29.525	108.4	37.531	96.1	32.331	100.4	1:39.387	80.63	2.415	11:15:16.792	
4 -	29.245	108.2	37.280	95.5	32.039	101.6	1:38.564 (3)	81.30	1.592	11:16:55.356	
5 -	28.457	109.8	36.696	95.1	31.819	101.5	1:36.972 (1)	82.63		11:18:32.328	
6 -	28.495	109.6	37.768	92.3	32.429	102.2	1:38.692 D	81.19	1.720	11:20:11.020	
7 -	28.524	109.4	36.965	95.4	31.968	102.1	1:37.457 (2)	82.22	0.485	11:21:48.477	
8 -	28.534	108.7	36.971	95.4	IN PIT		1:42.945 P	77.84	5.973	11:23:31.422	

BRSCC TCR UK Race Day - Oulton Park

Demon Tweeks Audi TT Cup Championship

QUALIFYING - RACE 4 - SECTOR ANALYSIS



SECTOR 1 = FL to I1, SECTOR 2 = I1 to I2, SECTOR 3 = I2 to FL, DIFF = Difference To Personal Best Lap, P = Crossed Finish Line in Pit Lane, D = Time Disallowed

P9		21 M		Sean SMITH		Audi TT 2.0 TFSI				
IDEAL LAP TIME : 1:36.864		BEST LAP TIME : 1:37.035		DIFFERENCE : 0.171						
LAP	SECTOR 1	SECTOR 2		SECTOR 3		LAP TIME	MPH	DIFF	TIME OF DAY	
1 -	OUTLAP	84.0	41.912	89.9	37.179	98.1			11:11:16.524	
2 -	31.929	92.8	40.047	91.6	32.725	102.1	1:44.701	76.53	7.666	11:13:01.225
3 -	29.913	101.8	38.069	93.4	32.723	101.2	1:40.705	79.57	3.670	11:14:41.930
4 -	28.906	108.0	37.053	94.7	32.073	101.3	1:38.032	81.74	0.997	11:16:19.962
5 -	28.537	109.2	36.881	94.2	32.038	100.9	1:37.456 (3)	82.22	0.421	11:17:57.418
6 -	28.173	109.4	36.764	94.7	32.098	100.0	1:37.035 (1)	82.58		11:19:34.453
7 -	28.433	109.4	36.940	93.9	31.927	101.5	1:37.300 (2)	82.35	0.265	11:21:11.753
8 -	28.302	109.4	37.001	93.0	32.239	101.3	1:37.542	82.15	0.507	11:22:49.295
9 -	28.590	108.7	37.379	93.5	33.266	101.8	1:39.235	80.75	2.200	11:24:28.530

P10		5		Sam MEAGHER		Audi TT 2.0 TFSI				
IDEAL LAP TIME : 1:36.814		BEST LAP TIME : 1:37.071		DIFFERENCE : 0.257						
LAP	SECTOR 1	SECTOR 2		SECTOR 3		LAP TIME	MPH	DIFF	TIME OF DAY	
1 -	OUTLAP	75.3	43.875	87.1	36.357	99.5			11:11:45.446	
2 -	31.097	105.1	39.054	95.0	32.461	101.8	1:42.612	78.09	5.541	11:13:28.058
3 -	29.384	108.9	37.363	97.8	31.598	102.2	1:38.345	81.48	1.274	11:15:06.403
4 -	28.989	109.4	37.284	96.8	31.692	101.6	1:37.965	81.80	0.894	11:16:44.368
5 -	28.465	108.5	36.828	97.9	31.778	102.6	1:37.071 (1)	82.55		11:18:21.439
6 -	28.650	100.0	38.806	95.8	33.016	102.1	1:40.472	79.75	3.401	11:20:01.911
7 -	28.388	109.8	37.191	97.1	32.007	101.3	1:37.586 (2)	82.11	0.515	11:21:39.497
8 -	28.524	109.1	37.425	95.4	31.957	101.9	1:37.906 (3)	81.84	0.835	11:23:17.403
9 -	28.478	107.8	37.457	96.9	32.042	102.2	1:37.977	81.79	0.906	11:24:55.380

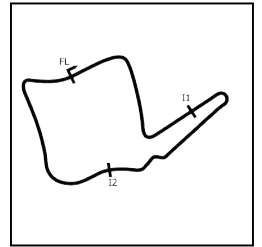
P11		454		Ryan EDGE CUMBE		Audi TT 2.0 TFSI				
IDEAL LAP TIME : 1:37.113		BEST LAP TIME : 1:37.140		DIFFERENCE : 0.027						
LAP	SECTOR 1	SECTOR 2		SECTOR 3		LAP TIME	MPH	DIFF	TIME OF DAY	
1 -	OUTLAP	85.3	45.605	82.0	37.038	99.7			11:11:39.290	
2 -	31.842	98.5	39.868	90.5	33.963	100.1	1:45.673	75.83	8.533	11:13:24.963
3 -	29.208	109.1	37.127	96.5	31.741	100.0	1:38.076 D	81.70	0.936	11:15:03.039
4 -	28.809	107.7	37.032	96.0	31.787	101.0	1:37.628	82.08	0.488	11:16:40.667
5 -	28.534	107.2	42.016	94.6	32.534	99.5	1:43.084 D	77.73	5.944	11:18:23.751
6 -	29.617	75.7	44.347	79.0	40.920	99.8	1:54.884	69.75	17.744	11:20:18.635
7 -	28.555	110.0	37.004	95.7	31.935	100.0	1:37.494 (3)	82.19	0.354	11:21:56.129
8 -	28.370	109.4	37.131	95.7	31.857	100.7	1:37.358 (2)	82.31	0.218	11:23:33.487
9 -	28.385	110.0	37.016	95.4	31.739	100.9	1:37.140 (1)	82.49		11:25:10.627

P12		73		Ross MAKAR		Audi TT 2.0 TFSI				
IDEAL LAP TIME : 1:37.126		BEST LAP TIME : 1:37.277		DIFFERENCE : 0.151						
LAP	SECTOR 1	SECTOR 2		SECTOR 3		LAP TIME	MPH	DIFF	TIME OF DAY	
1 -	OUTLAP	84.7	43.543	92.6	35.119	101.6			11:11:37.605	
2 -	31.639	94.3	39.917	95.4	32.437	102.7	1:43.993	77.05	6.716	11:13:21.598
3 -	29.477	105.3	37.471	96.2	31.690	103.4	1:38.638	81.24	1.361	11:15:00.236
4 -	28.461	109.2	37.286	96.6	31.994	104.6	1:37.741	81.98	0.464	11:16:37.977
5 -	28.444	110.5	37.214	95.8	32.053	102.4	1:37.711 (3)	82.01	0.434	11:18:15.688
6 -	28.524	107.7	37.347	95.7	33.427	102.7	1:39.298	80.70	2.021	11:19:54.986
7 -	28.430	109.6	37.350	95.3	32.692	103.2	1:38.472	81.37	1.195	11:21:33.458
8 -	28.530	108.9	37.107	96.1	31.640	103.8	1:37.277 (1)	82.37		11:23:10.735
9 -	28.379	110.0	37.116	96.1	31.852	103.5	1:37.347 (2)	82.31	0.070	11:24:48.082

BRSCC TCR UK Race Day - Oulton Park

Demon Tweeks Audi TT Cup Championship

QUALIFYING - RACE 4 - SECTOR ANALYSIS



SECTOR 1 = FL to I1, SECTOR 2 = I1 to I2, SECTOR 3 = I2 to FL, DIFF = Difference To Personal Best Lap, P = Crossed Finish Line in Pit Lane, D = Time Disallowed

P13 22		Jason PELOSI					Audi TT 2.0 TFSI			
IDEAL LAP TIME : 1:36.946		BEST LAP TIME : 1:37.289					DIFFERENCE : 0.343			
LAP	SECTOR 1	SECTOR 2		SECTOR 3		LAP TIME	MPH	DIFF	TIME OF DAY	
1 -	OUTLAP	75.3	45.335	76.1	36.517	99.1			11:11:34.999	
2 -	33.663	90.5	42.083	89.1	33.225	100.3	1:48.971	73.53	11:13:23.970	
3 -	29.688	108.5	37.114	95.3	32.833	100.9	1:39.635	80.42	11:15:03.605	
4 -	28.818	109.1	36.904	95.8	31.754	102.4	1:37.476 (2)	82.21	11:16:41.081	
5 -	28.371	109.8	37.542	92.6	33.169	100.9	1:39.082	80.87	11:18:20.163	
6 -	28.557	109.2	37.289	94.3	31.915	101.2	1:37.761	81.97	11:19:57.924	
7 -	28.698	109.2	36.859	94.7	32.045	100.9	1:37.602 (3)	82.10	11:21:35.526	
8 -	28.551	109.4	37.022	95.0	31.716	101.0	1:37.289 (1)	82.36	11:23:12.815	
9 -	30.231	91.5	39.776	85.8	IN PIT		1:56.855 P	68.57	11:25:09.670	

P14 196		Nick BRADY					Audi TT 2.0 TFSI			
IDEAL LAP TIME : 1:36.941		BEST LAP TIME : 1:37.398					DIFFERENCE : 0.457			
LAP	SECTOR 1	SECTOR 2		SECTOR 3		LAP TIME	MPH	DIFF	TIME OF DAY	
1 -	OUTLAP	83.0	43.918	89.5	35.983	100.3			11:11:45.965	
2 -	31.621	105.3	39.135	92.4	32.458	100.7	1:43.214	77.64	11:13:29.179	
3 -	28.739	108.7	37.475	94.5	31.672	101.0	1:37.886 (3)	81.86	11:15:07.065	
4 -	28.468	108.4	40.213	92.8	32.069	100.4	1:40.750	79.53	11:16:47.815	
5 -	28.480	107.7	36.930	94.2	31.853	100.1	1:37.263 D	82.39	11:18:25.078	
6 -	28.348	108.7	37.090	92.6	31.960	100.7	1:37.398 (1)	82.27	11:20:02.476	
7 -	32.446	83.2	43.985	68.8	41.468	99.7	1:57.899 D	67.97	20.501 11:22:00.375	
8 -	28.339	109.1	37.009	93.7	35.013	99.2	1:40.361	79.84	2.963 11:23:40.736	
9 -	28.357	107.8	37.066	93.8	32.039	100.3	1:37.462 (2)	82.22	0.064 11:25:18.198	

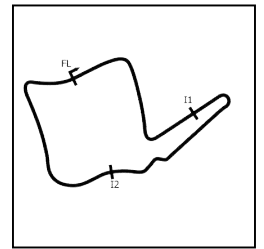
P15 38		Morgan WROOT					Audi TT 2.0 TFSI			
IDEAL LAP TIME : 1:37.139		BEST LAP TIME : 1:37.426					DIFFERENCE : 0.287			
LAP	SECTOR 1	SECTOR 2		SECTOR 3		LAP TIME	MPH	DIFF	TIME OF DAY	
1 -	OUTLAP	82.0	43.574	91.0	36.278	98.2			11:11:20.256	
2 -	33.529	102.9	38.655	93.3	33.061	98.5	1:45.245	76.14	7.819 11:13:05.501	
3 -	30.120	105.8	37.272	93.7	31.951	99.1	1:39.343 (3)	80.66	1.917 11:14:44.844	
4 -	28.704	108.7	36.906	94.3	31.816	99.8	1:37.426 (1)	82.25	11:16:22.270	
5 -	28.474	109.4	37.340	93.2	33.667	99.5	1:39.481	80.55	2.055 11:18:01.751	
6 -	28.417	107.7	37.092	93.4	31.820	100.0	1:37.329 D	82.33	11:19:39.080	
7 -	28.456	109.1	39.227	72.4	33.138	100.9	1:40.821	79.48	3.395 11:21:19.901	
8 -	28.700	109.4	42.120	81.6	33.860	99.7	1:44.680	76.55	7.254 11:23:04.581	
9 -	28.664	108.9	37.310	95.1	32.064	100.3	1:38.038 (2)	81.73	0.612 11:24:42.619	

P16 100		Steven LAIDLAW					Audi TT 2.0 TFSI			
IDEAL LAP TIME :		BEST LAP TIME : 1:37.478					DIFFERENCE :			
LAP	SECTOR 1	SECTOR 2		SECTOR 3		LAP TIME	MPH	DIFF	TIME OF DAY	
1 -									11:13:05.928	
2 -						1:42.201	78.41	4.723	11:14:48.129	
3 -						1:38.273 (2)	81.54	0.795	11:16:26.402	
4 -						1:38.682	81.20	1.204	11:18:05.084	
5 -						1:38.274 (3)	81.54	0.796	11:19:43.358	
6 -						1:37.478 (1)	82.20		11:21:20.836	
7 -						1:44.990	76.32	7.512	11:23:05.826	

BRSCC TCR UK Race Day - Oulton Park

Demon Tweeks Audi TT Cup Championship

QUALIFYING - RACE 4 - SECTOR ANALYSIS



SECTOR 1 = FL to I1, SECTOR 2 = I1 to I2, SECTOR 3 = I2 to FL, DIFF = Difference To Personal Best Lap, P = Crossed Finish Line in Pit Lane, D = Time Disallowed

P17 27		Mark GRICE					Audi TT 2.0 TFSI				
IDEAL LAP TIME : 1:37.275		BEST LAP TIME : 1:37.481					DIFFERENCE : 0.206				
LAP	SECTOR 1	SECTOR 2		SECTOR 3		LAP TIME	MPH	DIFF	TIME OF DAY		
1 -	OUTLAP	82.4	42.397	84.0	35.653	99.1			11:11:21.672		
2 -	33.630	101.5	39.748	93.7	33.014	102.4	1:46.392	75.32	8.911	11:13:08.064	
3 -	29.734	106.0	37.759	94.6	32.253	100.3	1:39.746	80.34	2.265	11:14:47.810	
4 -	28.621	107.8	36.906	94.2	31.989	100.3	1:37.546 D	82.17	0.035	11:16:25.326	
5 -	28.605	107.8	36.918	94.1	32.171	100.1	1:37.694 (2)	82.02	0.213	11:18:03.020	
6 -	30.114	91.6	43.245	88.6	34.449	98.9	1:47.808	74.33	10.327	11:19:50.828	
7 -	28.601	108.0	37.155	93.9	32.015	100.7	1:37.771 (3)	81.96	0.290	11:21:28.599	
8 -	30.080	102.1	37.713	94.5	38.637	100.6	1:46.430 D	75.29	8.949	11:23:15.029	
9 -	28.466	105.1	37.112	93.9	31.903	100.3	1:37.481 (1)	82.20		11:24:52.510	

P18 52		Paul LUTI					Audi TT 2.0 TFSI				
IDEAL LAP TIME : 1:37.535		BEST LAP TIME : 1:37.535					DIFFERENCE : 0.000				
LAP	SECTOR 1	SECTOR 2		SECTOR 3		LAP TIME	MPH	DIFF	TIME OF DAY		
1 -	OUTLAP	92.0	43.550	90.6	35.300	97.2			11:11:35.942		
2 -	32.571	99.7	39.165	93.7	32.621	102.1	1:44.357	76.79	6.822	11:13:20.299	
3 -	29.141	108.9	37.317	94.7	32.133	101.9	1:38.591 (2)	81.28	1.056	11:14:58.890	
4 -	28.595	108.5	37.739	95.3	32.448	102.2	1:38.782 (3)	81.12	1.247	11:16:37.672	
5 -	28.349	109.1	37.131	95.1	32.055	101.5	1:37.535 (1)	82.16		11:18:15.207	
6 -	31.259	94.6	43.298	74.5	37.069	101.8	1:51.626	71.78	14.091	11:20:06.833	
7 -	33.693	74.4	49.224	68.1	44.252	73.4	2:07.169	63.01	29.634	11:22:14.002	

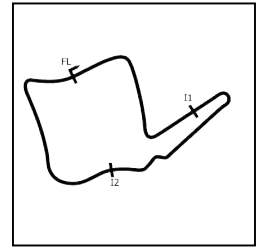
P19 101		Sam LAIDLAW					Audi TT 2.0 TFSI				
IDEAL LAP TIME : 1:37.478		BEST LAP TIME : 1:37.733					DIFFERENCE : 0.255				
LAP	SECTOR 1	SECTOR 2		SECTOR 3		LAP TIME	MPH	DIFF	TIME OF DAY		
1 -	OUTLAP	84.4	43.822	89.0	37.133	98.3			11:11:19.869		
2 -	34.300	97.5	40.214	92.3	33.321	99.8	1:47.835	74.31	10.102	11:13:07.704	
3 -	31.364	106.1	37.854	93.7	32.320	100.1	1:41.538	78.92	3.805	11:14:49.242	
4 -	29.298	109.2	37.455	93.9	32.014	100.0	1:38.767	81.13	1.034	11:16:28.009	
5 -	28.567	106.8	37.196	94.5	32.487	99.7	1:38.250 D	81.56	0.517	11:18:06.259	
6 -	28.542	108.9	37.439	92.8	31.929	100.4	1:37.910 (2)	81.84	0.177	11:19:44.169	
7 -	28.584	108.7	37.243	93.3	31.906	100.9	1:37.733 (1)	81.99		11:21:21.902	
8 -	28.376	110.0	37.650	92.8	31.937	99.2	1:37.963 (3)	81.80	0.230	11:22:59.865	
9 -	28.745	107.5	39.543	92.5	IN PIT		1:48.977 P	73.53	11.244	11:24:48.842	

P20 92		Rashan Tyler CHIGORIMBO					Audi TT 2.0 TFSI				
IDEAL LAP TIME : 1:37.503		BEST LAP TIME : 1:37.845					DIFFERENCE : 0.342				
LAP	SECTOR 1	SECTOR 2		SECTOR 3		LAP TIME	MPH	DIFF	TIME OF DAY		
1 -	OUTLAP	83.2	54.803	70.2	40.942	97.2			11:12:02.747		
2 -	30.528	106.6	38.067	92.9	32.112	100.6	1:40.707	79.57	2.862	11:13:43.454	
3 -	28.912	107.7	37.285	92.6	31.986	99.7	1:38.183 (3)	81.61	0.338	11:15:21.637	
4 -	28.530	107.8	37.474	91.8	31.841	99.5	1:37.845 (1)	81.90		11:16:59.482	
5 -	28.377	106.3	37.471	92.5	31.981	98.9	1:37.829 D	81.91		11:18:37.311	
6 -	28.596	106.6	37.592	91.6	32.096	99.7	1:38.284 D	81.53	0.439	11:20:15.595	
7 -	28.559	106.6	37.564	91.8	32.039	100.3	1:38.162 (2)	81.63	0.317	11:21:53.757	
8 -	28.653	107.0	39.504	58.9	IN PIT		1:57.171 P	68.39	19.326	11:23:50.928	

BRSCC TCR UK Race Day - Oulton Park

Demon Tweeks Audi TT Cup Championship

QUALIFYING - RACE 4 - SECTOR ANALYSIS



SECTOR 1 = FL to I1, SECTOR 2 = I1 to I2, SECTOR 3 = I2 to FL, DIFF = Difference To Personal Best Lap, P = Crossed Finish Line in Pit Lane, D = Time Disallowed

P21		7 M		Tim DORE		Audi TT 2.0 TFSI				
IDEAL LAP TIME : 1:37.562		BEST LAP TIME : 1:37.894		DIFFERENCE : 0.332						
LAP	SECTOR 1	SECTOR 2		SECTOR 3		LAP TIME	MPH	DIFF	TIME OF DAY	
1 -	OUTLAP	78.8	42.811	84.9	35.957	95.1			11:11:20.809	
2 -	34.531	90.6	40.221	92.3	33.014	99.7	1:47.766	74.36	9.872 11:13:08.575	
3 -	29.768	104.0	37.586	94.3	32.467	101.2	1:39.821	80.27	1.927 11:14:48.396	
4 -	29.021	107.2	37.337	94.1	34.663	84.5	4:41.024 D	79.32	3.127 11:16:29.417	
5 -	28.919	106.6	37.380	94.3	32.107	100.4	1:38.406 (3)	81.43	0.512 11:18:07.823	
6 -	28.527	107.8	37.158	94.1	31.886	100.9	4:37.574 D	82.13	11:19:45.394	
7 -	28.564	106.1	37.149	94.7	31.973	101.9	4:37.686 D	82.03	11:21:23.080	
8 -	28.686	106.8	37.313	93.7	31.895	101.6	1:37.894 (1)	81.85	11:23:00.974	
9 -	28.557	108.0	37.291	93.5	32.076	101.3	1:37.924 (2)	81.83	0.030 11:24:38.898	

P22		33 M		Patrick BOOTH		Audi TT 2.0 TFSI				
IDEAL LAP TIME : 1:37.833		BEST LAP TIME : 1:38.012		DIFFERENCE : 0.179						
LAP	SECTOR 1	SECTOR 2		SECTOR 3		LAP TIME	MPH	DIFF	TIME OF DAY	
1 -	OUTLAP	81.2	44.689	82.0	39.924	91.6			11:11:48.704	
2 -	32.756	96.9	40.313	90.3	34.304	97.5	1:47.373	74.63	9.361 11:13:36.077	
3 -	29.561	103.0	38.053	94.2	33.595	99.5	1:41.209	79.17	3.197 11:15:17.286	
4 -	29.136	108.0	38.166	93.5	32.775	100.6	1:40.077	80.07	2.065 11:16:57.363	
5 -	28.762	109.2	37.193	95.3	32.237	100.0	1:38.192 (3)	81.61	0.180 11:18:35.555	
6 -	28.646	108.7	37.368	93.5	32.575	99.8	1:38.589	81.28	0.577 11:20:14.144	
7 -	28.702	106.1	37.410	94.1	32.432	101.9	1:38.544	81.32	0.532 11:21:52.688	
8 -	28.645	109.2	37.292	94.1	32.177	100.6	1:38.114 (2)	81.67	0.102 11:23:30.802	
9 -	28.824	107.7	37.164	94.7	32.024	101.3	1:38.012 (1)	81.76	11:25:08.814	

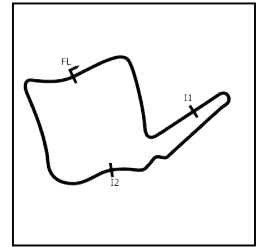
P23		9 M		Jonathan WILLIAMS		Audi TT 2.0 TFSI				
IDEAL LAP TIME : 1:37.539		BEST LAP TIME : 1:38.054		DIFFERENCE : 0.515						
LAP	SECTOR 1	SECTOR 2		SECTOR 3		LAP TIME	MPH	DIFF	TIME OF DAY	
1 -	OUTLAP	89.1	43.079	81.1	35.614	97.8			11:11:30.622	
2 -	31.857	97.5	39.246	93.4	33.448	100.6	1:44.551	76.64	6.497 11:13:15.173	
3 -	29.608	102.9	37.908	94.2	32.923	102.2	1:40.439	79.78	2.385 11:14:55.612	
4 -	29.640	103.0	37.792	94.1	32.690	100.4	1:40.122	80.03	2.068 11:16:35.734	
5 -	28.555	108.7	37.264	94.7	31.976	101.2	4:37.795 D	81.94	11:18:13.529	
6 -	29.848	104.6	37.293	95.0	31.985	102.2	1:39.126 (3)	80.84	1.072 11:19:52.655	
7 -	28.732	107.3	37.128	95.5	32.057	100.1	4:37.947 D	81.84	11:21:30.572	
8 -	28.729	101.6	37.426	95.8	32.567	101.9	1:38.722 (2)	81.17	0.668 11:23:09.294	
9 -	28.435	108.4	37.403	94.7	32.216	100.4	1:38.054 (1)	81.72	11:24:47.348	

P24		40		Joe WEAVER		Audi TT 2.0 TFSI				
IDEAL LAP TIME : 1:38.191		BEST LAP TIME : 1:38.465		DIFFERENCE : 0.274						
LAP	SECTOR 1	SECTOR 2		SECTOR 3		LAP TIME	MPH	DIFF	TIME OF DAY	
1 -	OUTLAP	89.0	42.782	90.8	35.504	100.0			11:11:46.749	
2 -	31.565	102.9	39.189	92.1	33.341	100.7	1:44.095	76.98	5.630 11:13:30.844	
3 -	29.383	107.5	37.638	93.7	32.492	98.9	1:39.513	80.52	1.048 11:15:10.357	
4 -	29.007	108.2	37.525	94.1	32.369	99.2	1:38.901 (2)	81.02	0.436 11:16:49.258	
5 -	28.511	108.5	37.513	93.9	32.241	100.7	4:38.265 D	81.55	11:18:27.523	
6 -	28.437	108.2	37.521	92.6	38.356	101.9	1:44.314	76.82	5.849 11:20:11.837	
7 -	28.581	108.4	37.839	93.9	32.512	101.5	1:38.932 (3)	81.00	0.467 11:21:50.769	
8 -	28.458	107.5	37.670	93.8	32.337	101.3	1:38.465 (1)	81.38	11:23:29.234	
9 -	28.439	107.8	37.548	93.8	34.423	74.1	1:40.410	79.80	1.945 11:25:09.644	

BRSCC TCR UK Race Day - Oulton Park

Demon Tweaks Audi TT Cup Championship

QUALIFYING - RACE 4 - SECTOR ANALYSIS



SECTOR 1 = FL to I1, SECTOR 2 = I1 to I2, SECTOR 3 = I2 to FL, DIFF = Difference To Personal Best Lap, P = Crossed Finish Line in Pit Lane, D = Time Disallowed

P25 104 Daniel CHAPMAN		Audi TT 2.0 TFSI					
IDEAL LAP TIME :		BEST LAP TIME : 1:39.477		DIFFERENCE :			
LAP	SECTOR 1	SECTOR 2	SECTOR 3	LAP TIME	MPH	DIFF	TIME OF DAY
1 -							11:11:31.802
2 -				1:44.786	76.47	5.309	11:13:16.588
3 -				1:39.477 (1)	80.55		11:14:56.065
4 -				1:40.118 (2)	80.04	0.641	11:16:36.183
5 -				1:40.808 (3)	79.49	1.331	11:18:16.991
6 -			<i>IN PIT</i>	2:01.525 P	65.94	22.048	11:20:18.516

P26 24 M Paul SAVAGE		Audi TT 2.0 TFSI					
IDEAL LAP TIME : 1:39.389		BEST LAP TIME : 1:39.643		DIFFERENCE : 0.254			
LAP	SECTOR 1	SECTOR 2	SECTOR 3	LAP TIME	MPH	DIFF	TIME OF DAY
1 -	OUTLAP	74.7	44.656	83.5	40.357	98.5	11:11:22.393
2 -	33.392	91.4	41.528	90.6	35.141	99.4	1:50.061 72.81 10.418 11:13:12.454
3 -	30.421	104.5	38.775	92.4	33.503	98.6	1:42.699 78.02 3.056 11:14:55.153
4 -	29.873	106.6	40.040	93.0	34.732	99.7	1:44.645 76.57 5.002 11:16:39.798
5 -	29.084	107.5	37.806	92.8	33.853	99.5	1:40.743 79.54 1.100 11:18:20.541
6 -	28.851	110.0	37.833	93.0	32.959	99.2	1:39.643 (1) 80.42 11:20:00.184
7 -	28.944	109.1	37.579	92.5	33.186	99.2	1:39.709 (2) 80.36 0.066 11:21:39.893
8 -	29.546	101.0	38.178	91.9	33.474	98.5	1:41.198 79.18 1.555 11:23:21.091
9 -	29.154	107.7	37.753	92.4	33.113	97.8	1:40.020 (3) 80.11 0.377 11:25:01.111

P27 6 Bradley BURNS		Audi TT 2.0 TFSI					
IDEAL LAP TIME : 1:35.546		BEST LAP TIME : 1:41.146		DIFFERENCE : 5.600			
LAP	SECTOR 1	SECTOR 2	SECTOR 3	LAP TIME	MPH	DIFF	TIME OF DAY
1 -		73.5	41.776	89.1	34.883	97.6	11:11:06.061
2 -	30.943	100.4	39.373	93.5	32.302	99.7	1:42.618 (2) 78.09 1.472 11:12:48.679
3 -	30.656	100.3	42.594	88.4	33.692	99.8	1:46.942 (3) 74.93 5.796 11:14:35.621
4 -	28.412	109.4	36.395	95.1	31.336	100.7	1:36.143 D 83.35 11:16:11.764
5 -	28.146	108.9	36.191	95.1	31.375	100.0	1:36.712 D 83.72 11:17:47.476
6 -	28.019	109.2	36.255	95.5	31.594	100.4	1:35.868 D 83.58 11:19:23.344
7 -	28.209	108.5	40.056	89.3	32.881	100.6	1:41.146 (1) 79.22 11:21:04.490
8 -	28.030	109.1	39.282	73.9	<i>IN PIT</i>		1:49.498 P 73.18 8.352 11:22:53.988

P28 111 M Tim GRAY		Audi TT 2.0 TFSI					
IDEAL LAP TIME : 1:43.957		BEST LAP TIME : 1:44.677		DIFFERENCE : 0.720			
LAP	SECTOR 1	SECTOR 2	SECTOR 3	LAP TIME	MPH	DIFF	TIME OF DAY
1 -	OUTLAP	78.3	43.501	85.4	36.798	96.4	11:11:52.073
2 -	33.315	100.3	40.847	91.0	35.076	98.8	1:49.238 (2) 73.35 4.561 11:13:41.311
3 -	31.689	99.1	39.102	87.2	33.886	99.2	1:44.677 (1) 76.55 11:15:25.988
4 -	30.969	103.2	46.430	59.8	<i>IN PIT</i>		2:04.407 P 64.41 19.730 11:17:30.395

P29 55 M David RICHARDSON		Audi TT 2.0 TFSI					
IDEAL LAP TIME : 1:46.519		BEST LAP TIME : 1:47.108		DIFFERENCE : 0.589			
LAP	SECTOR 1	SECTOR 2	SECTOR 3	LAP TIME	MPH	DIFF	TIME OF DAY
1 -	OUTLAP	54.7	1:04.374	28.1	<i>IN PIT</i>		P 11:12:57.236
2 -	OUTLAP	83.5	42.643	87.0	37.423	90.4	6:11.520 21.56 4:24.412 11:19:08.756
3 -	33.680	87.6	40.383	87.4	35.894	94.3	1:49.957 (3) 72.87 2.849 11:20:58.713
4 -	32.028	100.0	39.937	90.8	35.981	95.0	1:47.946 (2) 74.23 0.838 11:22:46.659
5 -	31.310	99.4	40.526	89.8	35.272	93.9	1:47.108 (1) 74.81 11:24:33.767

BRSCC TCR UK Race Day - Oulton Park

Demon Tweaks Audi TT Cup Championship

QUALIFYING - RACE 4 - BEST SECTORS

SECTOR 1			SECTOR 2			SECTOR 3			IDEAL / BEST COMPARISON						
POS	NO	NAME	TIME	NO	NAME	TIME	NO	NAME	TIME	POS	NO	NAME	IDEAL	BEST	DIFF
													PERFECT LAP	1:35.431	
1	45	SWIFT	27.904	6	BURNS	36.191	6	BURNS	31.336	1	6	BURNS	1:35.546	1:41.146	5.600
2	72	LUFF	27.984	72	LUFF	36.420	51	HANDLEY	31.534	2	72	LUFF	1:35.985	1:36.149	0.164
3	6	BURNS	28.019	45	SWIFT	36.565	72	LUFF	31.581	3	45	SWIFT	1:36.281	1:36.592	0.311
4	15	DYER	28.117	48	STACEY	36.624	15	DYER	31.590	4	15	DYER	1:36.347	1:36.455	0.108
5	51	HANDLEY	28.154	15	DYER	36.640	5	MEAGHER	31.598	5	48	STACEY	1:36.499	1:36.717	0.218
6	48	STACEY	28.163	44	BUDD	36.680	73	MAKAR	31.640	6	77	FODEN	1:36.636	1:36.915	0.279
7	21	SMITH	28.173	78	FORBER	36.696	77	FODEN	31.656	7	51	HANDLEY	1:36.657	1:36.838	0.181
8	77	FODEN	28.268	77	FODEN	36.712	196	BRADY	31.672	8	44	BUDD	1:36.748	1:36.964	0.216
9	44	BUDD	28.330	21	SMITH	36.764	48	STACEY	31.712	9	5	MEAGHER	1:36.814	1:37.071	0.257
10	196	BRADY	28.339	5	MEAGHER	36.828	22	PELOSI	31.716	10	21	SMITH	1:36.864	1:37.035	0.171
11	52	LUTI	28.349	22	PELOSI	36.859	44	BUDD	31.738	11	196	BRADY	1:36.941	1:37.398	0.457
12	454	EDGECEUMBE	28.370	38	WROOT	36.906	454	EDGECEUMBE	31.739	12	22	PELOSI	1:36.946	1:37.289	0.343
13	22	PELOSI	28.371	27	GRICE	36.906	45	SWIFT	31.812	13	78	FORBER	1:36.972	1:36.972	0.000
14	101	LIDLAW	28.376	196	BRADY	36.930	38	WROOT	31.816	14	454	EDGECEUMBE	1:37.113	1:37.140	0.027
15	92	CHIGORIMBO	28.377	51	HANDLEY	36.969	78	FORBER	31.819	15	73	MAKAR	1:37.126	1:37.277	0.151
16	73	MAKAR	28.379	454	EDGECEUMBE	37.004	92	CHIGORIMBO	31.841	16	38	WROOT	1:37.139	1:37.426	0.287
17	5	MEAGHER	28.388	73	MAKAR	37.107	7	DORE	31.886	17	27	GRICE	1:37.275	1:37.481	0.206
18	38	WROOT	28.417	9	WILLIAMS	37.128	27	GRICE	31.903	18	101	LIDLAW	1:37.478	1:37.733	0.255
19	9	WILLIAMS	28.435	52	LUTI	37.131	101	LIDLAW	31.906	19	92	CHIGORIMBO	1:37.503	1:37.845	0.342
20	40	WEAVER	28.437	7	DORE	37.149	21	SMITH	31.927	20	52	LUTI	1:37.535	1:37.535	0.000
21	78	FORBER	28.457	33	BOOTH	37.164	9	WILLIAMS	31.976	21	9	WILLIAMS	1:37.539	1:38.054	0.515
22	27	GRICE	28.466	101	LIDLAW	37.196	33	BOOTH	32.024	22	7	DORE	1:37.562	1:37.894	0.332
23	7	DORE	28.527	92	CHIGORIMBO	37.285	52	LUTI	32.055	23	33	BOOTH	1:37.833	1:38.012	0.179
24	33	BOOTH	28.645	40	WEAVER	37.513	40	WEAVER	32.241	24	40	WEAVER	1:38.191	1:38.465	0.274
25	24	SAVAGE	28.851	24	SAVAGE	37.579	24	SAVAGE	32.959	25	24	SAVAGE	1:39.389	1:39.643	0.254
26	111	GRAY	30.969	111	GRAY	39.102	111	GRAY	33.886	26	111	GRAY	1:43.957	1:44.677	0.720
27	55	RICHARDSON	31.310	55	RICHARDSON	39.937	55	RICHARDSON	35.272	27	55	RICHARDSON	1:46.519	1:47.108	0.589
28										28	100	LIDLAW		1:37.478	
29										29	104	CHAPMAN		1:39.477	

BRSCC TCR UK Race Day - Oulton Park

Demon Tweaks Audi TT Cup Championship

QUALIFYING - RACE 4 - BEST SPEEDS

POS	INTERMEDIATE 1			INTERMEDIATE 2			FINISH LINE		
	NO	NAME	MPH	NO	NAME	MPH	NO	NAME	MPH
1	72	LUFF	110.5	5	MEAGHER	97.9	73	MAKAR	104.6
2	15	DYER	110.5	73	MAKAR	96.6	5	MEAGHER	102.6
3	73	MAKAR	110.5	454	EDGE CUMBE	96.5	22	PELOSI	102.4
4	45	SWIFT	110.1	15	DYER	96.4	27	GRICE	102.4
5	454	EDGE CUMBE	110.0	78	FORBER	96.1	78	FORBER	102.2
6	101	LIDLAW	110.0	45	SWIFT	95.8	52	LUTI	102.2
7	24	SAVAGE	110.0	22	PELOSI	95.8	9	WILLIAMS	102.2
8	78	FORBER	109.8	9	WILLIAMS	95.8	21	SMITH	102.1
9	5	MEAGHER	109.8	6	BURNS	95.5	77	FODEN	101.9
10	22	PELOSI	109.8	72	LUFF	95.4	7	DORE	101.9
11	51	HANDLEY	109.6	48	STACEY	95.4	33	BOOTH	101.9
12	77	FODEN	109.4	51	HANDLEY	95.3	40	WEAVER	101.9
13	21	SMITH	109.4	52	LUTI	95.3	72	LUFF	101.6
14	38	WROOT	109.4	33	BOOTH	95.3	45	SWIFT	101.6
15	6	BURNS	109.4	38	WROOT	95.1	44	BUDD	101.5
16	33	BOOTH	109.2	77	FODEN	94.9	51	HANDLEY	101.3
17	44	BUDD	109.1	44	BUDD	94.9	15	DYER	101.2
18	196	BRADY	109.1	21	SMITH	94.7	48	STACEY	101.0
19	52	LUTI	109.1	7	DORE	94.7	454	EDGE CUMBE	101.0
20	9	WILLIAMS	108.7	27	GRICE	94.6	196	BRADY	101.0
21	40	WEAVER	108.5	196	BRADY	94.5	38	WROOT	100.9
22	48	STACEY	108.4	101	LIDLAW	94.5	101	LIDLAW	100.9
23	27	GRICE	108.0	40	WEAVER	94.1	6	BURNS	100.7
24	7	DORE	108.0	24	SAVAGE	93.0	92	CHIGORIMBO	100.6
25	92	CHIGORIMBO	107.8	92	CHIGORIMBO	92.9	24	SAVAGE	99.7
26	111	GRAY	103.2	111	GRAY	91.0	111	GRAY	99.2
27	55	RICHARDSON	100.0	55	RICHARDSON	90.8	55	RICHARDSON	95.0
28									
29									

BRSCC TCR UK Race Day - Oulton Park
Demon Tweaks Audi TT Cup Championship
QUALIFYING - RACE 4 - STATISTICS

Competitors Started 29
Planned Start 2024-06-08 @ 10:55:00.000
Actual Start 2024-06-08 @ 11:09:06.799
Finish Time 2024-06-08 @ 11:24:00.572
Track Length 2.2260mi.
Total Laps 238
Total Distance Covered 529.7880mi.

Session Fastest Lap History

NO	CL	NAME	LAP TIME	TIME OF DAY	LAP	VEHICLE
6		Bradley BURNS	1:42.618	11:12:48.678	2	Audi TT 2.0 TFSI
72		Matt LUFF	1:42.432	11:12:51.048	2	Audi TT 2.0 TFSI
78		Richard FORBER	1:41.141	11:13:37.402	2	Audi TT 2.0 TFSI
92		Rashan Tyler CHIGORIMBO	1:40.707	11:13:43.453	2	Audi TT 2.0 TFSI
72		Matt LUFF	1:38.733	11:14:29.782	3	Audi TT 2.0 TFSI
51		Luke HANDLEY	1:38.535	11:14:30.909	3	Audi TT 2.0 TFSI
48		William STACEY	1:37.812	11:14:57.086	3	Audi TT 2.0 TFSI
77		Steve FODEN	1:37.039	11:15:58.654	3	Audi TT 2.0 TFSI
72		Matt LUFF	1:36.410	11:16:06.191	4	Audi TT 2.0 TFSI
72		Matt LUFF	1:36.163	11:19:24.971	6	Audi TT 2.0 TFSI
72		Matt LUFF	1:36.149	11:21:01.119	7	Audi TT 2.0 TFSI

Flag History

TYPE	TIME OF DAY
GREEN	11:09:06.799
FINISH	11:24:00.572

Flag Statistics

TYPE	COUNT	TOTAL LAPS	TOTAL TIME
Green	1	9	19:01.972
Red	0	0	0.000
Safety Car	0	0	0.000
FCY	0	0	0.000

BRSCC TCR UK Race Day - Oulton Park
Demon Tweaks Audi TT Cup Championship
QUALIFYING - RACE 4 - STATISTICS

CLASS :

22 Starters

Fastest Lap History

NO	NAME	LAP TIME	TIME OF DAY	LAP	VEHICLE
6	Bradley BURNS	1:42.618	11:12:48.678	2	Audi TT 2.0 TFSI
72	Matt LUFF	1:42.432	11:12:51.048	2	Audi TT 2.0 TFSI
78	Richard FORBER	1:41.141	11:13:37.402	2	Audi TT 2.0 TFSI
92	Rashan Tyler CHIGORIMBO	1:40.707	11:13:43.453	2	Audi TT 2.0 TFSI
72	Matt LUFF	1:38.733	11:14:29.782	3	Audi TT 2.0 TFSI
51	Luke HANDLEY	1:38.535	11:14:30.909	3	Audi TT 2.0 TFSI
48	William STACEY	1:37.812	11:14:57.086	3	Audi TT 2.0 TFSI
77	Steve FODEN	1:37.039	11:15:58.654	3	Audi TT 2.0 TFSI
72	Matt LUFF	1:36.410	11:16:06.191	4	Audi TT 2.0 TFSI
72	Matt LUFF	1:36.163	11:19:24.971	6	Audi TT 2.0 TFSI
72	Matt LUFF	1:36.149	11:21:01.119	7	Audi TT 2.0 TFSI

BRSCC TCR UK Race Day - Oulton Park
Demon Tweaks Audi TT Cup Championship
QUALIFYING - RACE 4 - STATISTICS

CLASS : M

7 Starters

Fastest Lap History

NO	NAME	LAP TIME	TIME OF DAY	LAP	VEHICLE
21	Sean SMITH	1:44.701	11:13:01.222	2	Audi TT 2.0 TFSI
9	Jonathan WILLIAMS	1:44.551	11:13:15.173	2	Audi TT 2.0 TFSI
21	Sean SMITH	1:40.705	11:14:41.927	3	Audi TT 2.0 TFSI
7	Tim DORE	1:39.821	11:14:48.396	3	Audi TT 2.0 TFSI
21	Sean SMITH	1:38.032	11:16:19.958	4	Audi TT 2.0 TFSI
21	Sean SMITH	1:37.456	11:17:57.415	5	Audi TT 2.0 TFSI
21	Sean SMITH	1:37.035	11:19:34.450	6	Audi TT 2.0 TFSI

BRSCC TCR UK Race Day - Oulton Park
Demon Tweaks Audi TT Cup Championship
RACE 4 - GRID (15 minutes)



ROW 15	29	55 1:47.108 David RICHARDSON	
ROW 14		27 6 1:41.146 Bradley BURNS	28 111 1:44.677 Tim GRAY
ROW 13	25	104 1:39.477 Daniel CHAPMAN	26 24 1:39.643 Paul SAVAGE
ROW 12		23 9 1:38.054 Jonathan WILLIAMS	24 40 1:38.465 Joe WEAVER
ROW 11	21	7 1:37.894 Tim DORE	22 33 1:38.012 Patrick BOOTH
ROW 10		19 101 1:37.733 Sam LAIDLAW	20 92 1:37.845 Rashan Tyler CHIGORIMBO
ROW 9	17	27 1:37.481 Mark GRICE	18 52 1:37.535 Paul LUTI
ROW 8		15 38 1:37.426 Morgan WROOT	16 100 1:37.478 Steven LAIDLAW
ROW 7	13	22 1:37.289 Jason PELOSI	14 196 1:37.398 Nick BRADY
ROW 6		11 73 1:37.277 Ross MAKAR	12 51 1:36.838 Luke HANDLEY
ROW 5	9	5 1:37.071 Sam MEAGHER	10 454 1:37.140 Ryan EDGECUMBE
ROW 4		7 78 1:36.972 Richard FORBER	8 21 1:37.035 Sean SMITH
ROW 3	5	77 1:36.915 Steve FODEN	6 44 1:36.964 Charles BUDD
ROW 2		3 45 1:36.592 Carl SWIFT	4 48 1:36.717 William STACEY
ROW 1	1	72 1:36.149 Matt LUFF	2 15 1:36.455 Andrew DYER
Pole			

Comments:

Car 51 - 7 place grid penalty from previous round

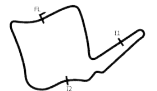
These results are provisional until the conclusion of any judicial and technical matters.

Oulton Park Island: 2.2260 miles

Clerk Of Course: Graham Lindley

Stewards:

Timekeeper: Richard Lomax



Results can be found at www.tsl-timing.com

Printed - 12:07 Saturday, 08 June 2024

BRSCC TCR UK Race Day - Oulton Park

Demon Tweaks Audi TT Cup Championship

RACE 4 - CLASSIFICATION

Race Distance: 8 Laps / 17.80 miles



POS	NO	CL	PIC	NAME	ENTRY	LAPS	TIME	GAP	DIFF	MPH	BEST	ON
1	72		1	Matt LUFF	Audi TT 2.0 TFSI	8	12:59.050			82.29	1:36.116	5
2	15		2	Andrew DYER	Audi TT 2.0 TFSI	8	13:00.363	1.313	1.313	82.15	1:36.310	4
3	48		3	William STACEY	Audi TT 2.0 TFSI	8	13:01.086	2.036	0.723	82.07	1:36.295	5
4	44		4	Charles BUDD	Audi TT 2.0 TFSI	8	13:10.852	11.802	9.766	81.06	1:36.968	3
5	21	M	1	Sean SMITH	Audi TT 2.0 TFSI	8	13:11.210	12.160	0.358	81.02	1:37.053	3
6	22		5	Jason PELOSI	Audi TT 2.0 TFSI	8	13:12.433	13.383	1.223	80.90	1:37.546	4
7	38*		6	Morgan WROOT	Audi TT 2.0 TFSI	8	13:17.183	18.133	4.750	80.41	1:37.316	3
8	52		7	Paul LUTI	Audi TT 2.0 TFSI	8	13:17.774	18.724	0.591	80.35	1:38.041	3
9	100		8	Steven LAIDLAW	Audi TT 2.0 TFSI	8	13:18.977	19.927	1.203	80.23	1:37.893	3
10	27		9	Mark GRICE	Audi TT 2.0 TFSI	8	13:19.492	20.442	0.515	80.18	1:38.154	8
11	51		10	Luke HANDLEY	Audi TT 2.0 TFSI	8	13:26.686	27.636	7.194	79.47	1:37.700	6
12	40		11	Joe WEAVER	Audi TT 2.0 TFSI	8	13:30.423	31.373	3.737	79.10	1:38.199	4
13	92		12	Rashan Tyler CHIGORIMBO	Audi TT 2.0 TFSI	8	13:32.609	33.559	2.186	78.89	1:38.974	4
14	111	M	2	Tim GRAY	Audi TT 2.0 TFSI	8	13:45.867	46.817	13.258	77.62	1:40.706	4
15	73		13	Ross MAKAR	Audi TT 2.0 TFSI	8	13:53.735	54.685	7.868	76.89	1:37.572	4
16	24	M	3	Paul SAVAGE	Audi TT 2.0 TFSI	8	14:13.497	1:14.447	19.762	75.11	1:40.141	4
17	55	M	4	David RICHARDSON	Audi TT 2.0 TFSI	8	14:21.045	1:21.995	7.548	74.45	1:44.290	7

NOT CLASSIFIED

DNF	6			Bradley BURNS	Audi TT 2.0 TFSI	5	8:13.495	3 Laps	3 Laps	81.19	1:36.052	4
DNF	104			Daniel CHAPMAN	Audi TT 2.0 TFSI	3	6:43.910	5 Laps	2 Laps	59.52	2:03.560	1
DNF	77			Steve FODEN	Audi TT 2.0 TFSI	0						
DNF	78			Richard FORBER	Audi TT 2.0 TFSI	0						
DNF	196			Nick BRADY	Audi TT 2.0 TFSI	0						

NOT STARTED

NS	5			Sam MEAGHER	Audi TT 2.0 TFSI							
NS	7	M		Tim DORE	Audi TT 2.0 TFSI							
NS	9	M		Jonathan WILLIAMS	Audi TT 2.0 TFSI							
NS	33	M		Patrick BOOTH	Audi TT 2.0 TFSI							
NS	45			Carl SWIFT	Audi TT 2.0 TFSI							
NS	101			Sam LAIDLAW	Audi TT 2.0 TFSI							
NS	454			Ryan EDGE CUMBE	Audi TT 2.0 TFSI							

FASTEST LAP

6				Bradley BURNS	Audi TT 2.0 TFSI	4	1:36.052		83.42 mph		134.26 kph	
21	M			Sean SMITH	Audi TT 2.0 TFSI	3	1:37.053		82.56 mph		132.88 kph	

Comments:

Cars 5, 7, 9, 33, 45, 101, 454 took the original start

*Car 38 - 5 second penalty for exceeding track limits.

Weather / Track : Sunny / Dry

Date: 08/06/2024 Start: 15:23 Finish: 15:36

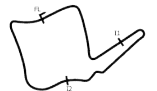
These results are provisional until the conclusion of any judicial and technical matters.

Oulton Park Island: 2.2260 miles

Clerk Of Course: Graham Lindley

Stewards:

Timekeeper: Richard Lomax

Results can be found at www.tsl-timing.com

Printed - 15:51 Saturday, 08 June 2024

BRSCC TCR UK Race Day - Oulton Park

Demon Tweeks Audi TT Cup Championship

RACE 4 - LAP CHART

LAP 1 @ 15:25:14.351			LAP 2 @ 15:26:51.212			LAP 3 @ 15:28:27.490			LAP 4 @ 15:30:03.928			LAP 5 @ 15:31:40.044		
NO	BEHIND	LAP TIME	NO	BEHIND	LAP TIME	NO	BEHIND	LAP TIME	NO	BEHIND	LAP TIME	NO	BEHIND	LAP TIME
72		1:42.270	72		1:36.861	72		1:36.278	72		1:36.438	72		1:36.116
15	0.405	1:42.675	15	0.539	1:36.995	15	0.759	1:36.498	15	0.631	1:36.310	15	1.341	1:36.826
48	0.725	1:42.995	48	1.263	1:37.399	48	1.625	1:36.640	48	1.640	1:36.453	48	1.819	1:36.295
21	1.307	1:43.577	21	1.990	1:37.544	21	2.765	1:37.053	21	3.799	1:37.472	6	5.532	1:37.041
44	1.854	1:44.124	44	2.765	1:37.772	44	3.455	1:36.968	44	4.118	1:37.101	21	5.621	1:37.938
38	4.229	1:46.499	6	5.116	1:37.061	6	4.993	1:36.155	6	4.607	1:36.052	44	5.832	1:37.830
22	4.892	1:47.162	38	5.768	1:38.400	38	6.806	1:37.316	38	8.276	1:37.908	38	9.883	1:37.723
6	4.916	1:47.186	22	6.180	1:38.149	22	7.569	1:37.667	22	8.677	1:37.546	22	10.215	1:37.654
27	5.216	1:47.486	27	7.125	1:38.770	27	9.334	1:38.487	104	1 Lap	2:47.080 P	52	14.261	1:38.289
52	5.823	1:48.093	52	8.068	1:39.106	52	9.831	1:38.041	52	12.088	1:38.695	27	14.529	1:38.546
100	6.624	1:48.894	100	8.933	1:39.170	100	10.548	1:37.893	27	12.099	1:39.203	100	15.100	1:38.749
24	7.895	1:50.165	24	12.813	1:41.779	92	17.561	1:39.731	100	12.467	1:38.357	92	23.210	1:39.229
111	9.727	1:51.997	92	14.108	1:39.032	24	17.826	1:41.291	92	20.097	1:38.974	51	24.868	1:38.735
92	11.937	1:54.207	111	14.543	1:41.677	40	20.157	1:38.532	24	21.529	1:40.141	40	25.518	1:39.716
40	15.780	1:58.050	40	17.903	1:38.984	51	20.683	1:38.153	40	21.918	1:38.199	111	32.928	1:43.743
55	16.758	1:59.028	51	18.808	1:38.505	111	21.033	1:42.768	51	22.249	1:38.004	73	52.526	1:38.425
51	17.164	1:59.434	55	27.551	1:47.654	55	38.139	1:46.866	111	25.301	1:40.706	24	56.866	2:11.453
104	21.290	2:03.560	104	37.699	1:53.270 P	73	49.083	1:38.679	55	47.549	1:45.848	55	57.802	1:46.369
73	44.455	2:26.725	73	46.682	1:39.088				73	50.217	1:37.572			

BRSCC TCR UK Race Day - Oulton Park

Demon Tweeks Audi TT Cup Championship

RACE 4 - LAP CHART

LAP 6 @ 15:33:16.489			LAP 7 @ 15:34:53.956			LAP 8 @ 15:36:31.131		
NO	BEHIND	LAP TIME	NO	BEHIND	LAP TIME	NO	BEHIND	LAP TIME
72		1:36.445	72		1:37.467	72		1:37.175
15	1.844	1:36.948	15	1.353	1:36.976	15	1.313	1:37.135
48	2.122	1:36.748	48	1.808	1:37.153	48	2.036	1:37.403
44	9.361	1:39.974	44	11.545	1:39.651	44	11.802	1:37.432
21	9.531	1:40.355	21	11.929	1:39.865	21	12.160	1:37.406
38	11.548	1:38.110	38	12.476	1:38.395	38	13.133	1:37.832
22	11.855	1:38.085	22	12.817	1:38.429	22	13.383	1:37.741
52	16.725	1:38.909	52	17.631	1:38.373	52	18.724	1:38.268
100	17.396	1:38.741	100	18.758	1:38.829	100	19.927	1:38.344
27	18.086	1:40.002	27	19.463	1:38.844	27	20.442	1:38.154
51	26.123	1:37.700	51	26.849	1:38.193	51	27.636	1:37.962
92	26.220	1:39.455	92	28.188	1:39.435	40	31.373	1:39.910
40	27.534	1:38.461	40	28.638	1:38.571	92	33.559	1:42.546
111	37.919	1:41.436	111	42.732	1:42.280	111	46.817	1:41.260
73	53.892	1:37.811	73	54.081	1:37.656	73	54.685	1:37.779
24	1:04.028	1:43.607	24	1:08.734	1:42.173	24	1:14.447	1:42.888
55	1:06.824	1:45.467	55	1:13.647	1:44.290	55	1:21.995	1:45.523

BRSCC TCR UK Race Day - Oulton Park

Demon Tweaks Audi TT Cup Championship

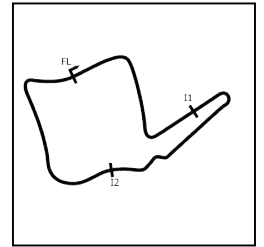
RACE 4 - POSITION CHART

No	Name	Lap								
		Pos	1	2	3	4	5	6	7	8
5	MEAGHER	1	72	72	72	72	72	72	72	72
6	BURNS	2	15	15	15	15	15	15	15	15
15	DYER	3	48	48	48	48	48	48	48	48
22	PELOSI	4	21	21	21	21	6	44	44	44
27	GRICE	5	44	44	44	44	21	21	21	21
38	WROOT	6	38	6	6	6	44	38	38	38
40	WEAVER	7	22	38	38	38	38	22	22	22
44	BUDD	8	6	22	22	22	22	52	52	52
45	SWIFT	9	27	27	27	52	52	100	100	100
48	STACEY	10	52	52	52	27	27	27	27	27
51	HANDLEY	11	100	100	100	100	100	51	51	51
52	LUTI	12	24	24	92	92	92	92	92	40
72	LUFF	13	111	92	24	24	51	40	40	92
73	MAKAR	14	92	111	40	40	40	111	111	111
77	FODEN	15	40	40	51	51	111	73	73	73
78	FORBER	16	55	51	111	111	73	24	24	24
92	CHIGORIMBO	17	51	55	55	55	24	55	55	55
100	LIDLAW	18	104	104	73	73	55			
101	LIDLAW	19	73	73	104					
104	CHAPMAN	20								
196	BRADY	21								
454	EDGE CUMBE	22								
7	DORE	23								
9	WILLIAMS	24								
21	SMITH	25								
24	SAVAGE	26								
33	BOOTH	27								
55	RICHARDSON	28								
111	GRAY	29								

BRSCC TCR UK Race Day - Oulton Park

Demon Tweeks Audi TT Cup Championship

RACE 4 - SECTOR ANALYSIS



SECTOR 1 = FL to I1, SECTOR 2 = I1 to I2, SECTOR 3 = I2 to FL, DIFF = Difference To Personal Best Lap, P = Crossed Finish Line in Pit Lane, D = Time Disallowed

P1 72		Matt LUFF					Audi TT 2.0 TFSI				
IDEAL LAP TIME : 1:35.998		BEST LAP TIME : 1:36.116					DIFFERENCE : 0.118				
LAP	SECTOR 1	SECTOR 2		SECTOR 3		LAP TIME	MPH	DIFF	TIME OF DAY		
1 -		110.1	36.656	94.6	31.556	101.2	1:42.270	78.35	6.154	15:25:14.351	
2 -	28.164	110.9	37.152	94.6	31.545	101.3	1:36.861	82.73	0.745	15:26:51.212	
3 -	28.065	110.3	36.710	95.1	31.503	101.3	1:36.278 (2)	83.23	0.162	15:28:27.490	
4 -	28.029	109.4	36.836	94.5	31.573	100.9	1:36.438 (3)	83.09	0.322	15:30:03.928	
5 -	27.895	110.9	36.639	94.7	31.582	101.0	1:36.116 (1)	83.37		15:31:40.044	
6 -	28.342	109.2	36.615	94.9	31.488	101.2	1:36.445	83.08	0.329	15:33:16.489	
7 -	28.243	108.4	37.368	90.6	31.856	100.4	1:37.467	82.21	1.351	15:34:53.956	
8 -	28.052	110.1	37.156	93.9	31.967	101.6	1:37.175	82.46	1.059	15:36:31.131	

P2 15		Andrew DYER					Audi TT 2.0 TFSI				
IDEAL LAP TIME : 1:36.244		BEST LAP TIME : 1:36.310					DIFFERENCE : 0.066				
LAP	SECTOR 1	SECTOR 2		SECTOR 3		LAP TIME	MPH	DIFF	TIME OF DAY		
1 -		109.2	37.200	96.4	31.568	101.5	1:42.675	78.04	6.365	15:25:14.756	
2 -	28.283	108.4	37.243	95.8	31.469	101.2	1:36.995	82.61	0.685	15:26:51.751	
3 -	28.124	110.3	36.814	96.6	31.560	100.6	1:36.498 (2)	83.04	0.188	15:28:28.249	
4 -	27.961	110.9	36.837	95.8	31.512	101.5	1:36.310 (1)	83.20		15:30:04.559	
5 -	28.161	110.3	36.897	94.2	31.768	100.9	1:36.826 (3)	82.76	0.516	15:31:41.385	
6 -	28.177	110.1	36.857	95.8	31.914	101.0	1:36.948	82.65	0.638	15:33:18.333	
7 -	28.261	110.1	36.952	95.5	31.763	100.9	1:36.976	82.63	0.666	15:34:55.309	
8 -	28.417	109.8	36.984	95.5	31.734	100.6	1:37.135	82.49	0.825	15:36:32.444	

P3 48		William STACEY					Audi TT 2.0 TFSI				
IDEAL LAP TIME : 1:36.242		BEST LAP TIME : 1:36.295					DIFFERENCE : 0.053				
LAP	SECTOR 1	SECTOR 2		SECTOR 3		LAP TIME	MPH	DIFF	TIME OF DAY		
1 -		111.1	37.109	96.0	31.622	102.1	1:42.995	77.80	6.700	15:25:15.076	
2 -	28.322	108.7	37.399	94.9	31.678	101.6	1:37.399	82.27	1.104	15:26:52.475	
3 -	28.160	109.8	36.856	95.0	31.624	100.6	1:36.640 (3)	82.92	0.345	15:28:29.115	
4 -	28.008	110.0	36.846	94.1	31.599	100.7	1:36.453 (2)	83.08	0.158	15:30:05.568	
5 -	27.941	110.7	36.702	94.6	31.652	101.0	1:36.295 (1)	83.21		15:31:41.863	
6 -	28.129	109.6	36.838	94.3	31.781	101.6	1:36.748	82.82	0.453	15:33:18.611	
7 -	28.217	110.5	37.093	95.0	31.843	100.9	1:37.153	82.48	0.858	15:34:55.764	
8 -	28.259	110.5	37.375	94.7	31.769	101.0	1:37.403	82.27	1.108	15:36:33.167	

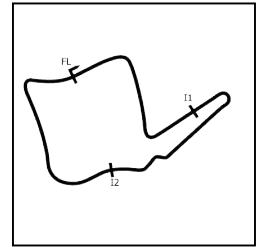
P4 44		Charles BUDD					Audi TT 2.0 TFSI				
IDEAL LAP TIME : 1:36.788		BEST LAP TIME : 1:36.968					DIFFERENCE : 0.180				
LAP	SECTOR 1	SECTOR 2		SECTOR 3		LAP TIME	MPH	DIFF	TIME OF DAY		
1 -		109.8	37.337	95.1	31.706	101.6	1:44.124	76.96	7.156	15:25:16.205	
2 -	28.351	99.5	37.634	95.0	31.787	101.8	1:37.772	81.96	0.804	15:26:53.977	
3 -	28.393	108.9	36.999	95.5	31.576	101.5	1:36.968 (1)	82.64		15:28:30.945	
4 -	28.213	105.5	37.079	95.5	31.809	101.9	1:37.101 (2)	82.52	0.133	15:30:08.046	
5 -	28.357	107.2	37.701	94.6	31.772	100.7	1:37.830	81.91	0.862	15:31:45.876	
6 -	28.689	109.6	38.963	87.3	32.322	101.0	1:39.974	80.15	3.006	15:33:25.850	
7 -	28.528	108.9	38.988	92.6	32.135	99.2	1:39.651	80.41	2.683	15:35:05.501	
8 -	28.450	109.1	37.100	94.6	31.882	99.7	1:37.432 (3)	82.24	0.464	15:36:42.933	

P5 21 M		Sean SMITH					Audi TT 2.0 TFSI				
IDEAL LAP TIME : 1:36.839		BEST LAP TIME : 1:37.053					DIFFERENCE : 0.214				
LAP	SECTOR 1	SECTOR 2		SECTOR 3		LAP TIME	MPH	DIFF	TIME OF DAY		
1 -		110.5	37.343	95.3	31.643	102.6	1:43.577	77.36	6.524	15:25:15.658	
2 -	28.479	105.1	37.454	95.8	31.611	103.4	1:37.544	82.15	0.491	15:26:53.202	
3 -	28.308	105.5	36.920	95.7	31.825	101.3	1:37.053 (1)	82.56		15:28:30.255	
4 -	28.363	105.0	37.106	94.9	32.003	101.2	1:37.472 (3)	82.21	0.419	15:30:07.727	
5 -	28.323	106.8	37.313	94.9	32.302	101.0	1:37.938	81.82	0.885	15:31:45.665	
6 -	28.445	109.4	38.856	90.3	33.054	100.7	1:40.355	79.85	3.302	15:33:26.020	
7 -	28.689	108.5	38.968	94.3	32.208	101.5	1:39.865	80.24	2.812	15:35:05.885	
8 -	28.382	108.9	37.134	95.4	31.890	101.0	1:37.406 (2)	82.27	0.353	15:36:43.291	

BRSCC TCR UK Race Day - Oulton Park

Demon Tweeks Audi TT Cup Championship

RACE 4 - SECTOR ANALYSIS



SECTOR 1 = FL to I1, SECTOR 2 = I1 to I2, SECTOR 3 = I2 to FL, DIFF = Difference To Personal Best Lap, P = Crossed Finish Line in Pit Lane, D = Time Disallowed

P6 22		Jason PELOSI					Audi TT 2.0 TFSI				
IDEAL LAP TIME : 1:37.212		BEST LAP TIME : 1:37.546					DIFFERENCE : 0.334				
LAP	SECTOR 1		SECTOR 2		SECTOR 3		LAP TIME	MPH	DIFF	TIME OF DAY	
1 -		101.5	38.037	95.0	31.973	99.5	1:47.162	74.78	9.616	15:25:19.243	
2 -	28.984	97.9	37.379	95.3	31.786	101.3	1:38.149	81.64	0.603	15:26:57.392	
3 -	29.011	104.5	37.042	95.5	31.614	101.5	1:37.667 (3)	82.05	0.121	15:28:35.059	
4 -	28.709	109.4	36.986	95.3	31.851	101.6	1:37.546 (1)	82.15		15:30:12.605	
5 -	28.695	109.2	37.017	95.8	31.942	101.5	1:37.654 (2)	82.06	0.108	15:31:50.259	
6 -	28.823	107.0	37.360	94.9	31.902	101.2	1:38.085	81.70	0.539	15:33:28.344	
7 -	28.612	110.0	37.915	94.3	31.902	101.5	1:38.429	81.41	0.883	15:35:06.773	
8 -	28.693	109.2	37.158	95.1	31.890	101.5	1:37.741	81.98	0.195	15:36:44.514	

P7 38		Morgan WROOT					Audi TT 2.0 TFSI				
IDEAL LAP TIME : 1:37.285		BEST LAP TIME : 1:37.316					DIFFERENCE : 0.031				
LAP	SECTOR 1		SECTOR 2		SECTOR 3		LAP TIME	MPH	DIFF	TIME OF DAY	
1 -		108.4	37.124	95.5	32.180	100.1	1:46.499	75.24	9.183	15:25:18.580	
2 -	28.560	107.5	37.478	94.3	32.362	100.6	1:38.400	81.43	1.084	15:26:56.980	
3 -	28.530	109.1	36.857	95.4	31.929	99.2	1:37.316 (1)	82.34		15:28:34.296	
4 -	28.595	110.0	37.373	94.3	31.940	100.9	1:37.908	81.84	0.592	15:30:12.204	
5 -	28.577	109.6	37.139	94.6	32.007	100.7	1:37.723 (2)	82.00	0.407	15:31:49.927	
6 -	28.799	108.9	37.345	94.2	31.966	100.3	1:38.110	81.67	0.794	15:33:28.037	
7 -	28.630	109.2	37.780	94.5	31.985	100.4	1:38.395	81.44	1.079	15:35:06.432	
8 -	28.499	109.8	37.290	95.1	32.043	100.7	1:37.832 (3)	81.91	0.516	15:36:44.264	

P8 52		Paul LUTI					Audi TT 2.0 TFSI				
IDEAL LAP TIME : 1:37.876		BEST LAP TIME : 1:38.041					DIFFERENCE : 0.165				
LAP	SECTOR 1		SECTOR 2		SECTOR 3		LAP TIME	MPH	DIFF	TIME OF DAY	
1 -		104.8	38.422	95.4	32.068	102.9	1:48.093	74.13	10.052	15:25:20.174	
2 -	28.786	92.1	38.267	95.4	32.053	102.4	1:39.106	80.85	1.065	15:26:59.280	
3 -	28.560	106.8	37.358	95.4	32.123	102.4	1:38.041 (1)	81.73		15:28:37.321	
4 -	28.469	107.3	37.781	95.5	32.445	101.2	1:38.695	81.19	0.654	15:30:16.016	
5 -	28.570	108.7	37.400	93.9	32.319	97.2	1:38.289 (3)	81.53	0.248	15:31:54.305	
6 -	28.899	107.5	37.820	94.2	32.190	101.6	1:38.909	81.01	0.868	15:33:33.214	
7 -	28.768	108.5	37.394	94.3	32.211	101.5	1:38.373	81.46	0.332	15:35:11.587	
8 -	28.582	108.2	37.354	93.8	32.332	101.5	1:38.268 (2)	81.54	0.227	15:36:49.855	

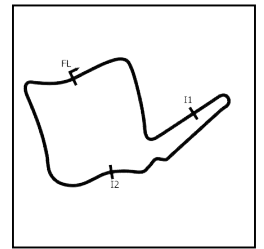
P9 100		Steven LAIDLAW					Audi TT 2.0 TFSI				
IDEAL LAP TIME : 1:37.840		BEST LAP TIME : 1:37.893					DIFFERENCE : 0.053				
LAP	SECTOR 1		SECTOR 2		SECTOR 3		LAP TIME	MPH	DIFF	TIME OF DAY	
1 -		109.4	38.479	93.0	32.380	100.4	1:48.894	73.59	11.001	15:25:20.975	
2 -	28.692	96.6	38.091	94.5	32.387	101.0	1:39.170	80.80	1.277	15:27:00.145	
3 -	28.527	103.0	37.245	94.1	32.121	100.1	1:37.893 (1)	81.86		15:28:38.038	
4 -	28.642	106.6	37.192	94.5	32.523	101.0	1:38.357 (3)	81.47	0.464	15:30:16.395	
5 -	28.847	108.2	37.488	93.9	32.414	100.3	1:38.749	81.15	0.856	15:31:55.144	
6 -	28.571	110.7	37.909	93.3	32.261	100.6	1:38.741	81.15	0.848	15:33:33.885	
7 -	28.971	108.9	37.531	94.1	32.327	100.3	1:38.829	81.08	0.936	15:35:12.714	
8 -	28.734	109.1	37.367	94.7	32.243	100.4	1:38.344 (2)	81.48	0.451	15:36:51.058	

P10 27		Mark GRICE					Audi TT 2.0 TFSI				
IDEAL LAP TIME : 1:37.915		BEST LAP TIME : 1:38.154					DIFFERENCE : 0.239				
LAP	SECTOR 1		SECTOR 2		SECTOR 3		LAP TIME	MPH	DIFF	TIME OF DAY	
1 -		107.5	38.450	92.9	32.100	101.5	1:47.486	74.55	9.332	15:25:19.567	
2 -	28.881	98.5	37.895	93.9	31.994	100.4	1:38.770	81.13	0.616	15:26:58.337	
3 -	28.905	106.6	37.564	93.7	32.018	100.0	1:38.487 (2)	81.36	0.333	15:28:36.824	
4 -	28.676	107.5	37.948	93.9	32.579	98.2	1:39.203	80.77	1.049	15:30:16.027	
5 -	29.030	109.4	37.423	93.2	32.093	100.3	1:38.546 (3)	81.31	0.392	15:31:54.573	
6 -	28.797	108.7	38.769	91.9	32.436	100.3	1:40.002	80.13	1.848	15:33:34.575	
7 -	28.830	109.1	37.653	92.5	32.361	100.6	1:38.844	81.07	0.690	15:35:13.419	
8 -	28.836	107.5	37.245	93.8	32.073	100.7	1:38.154 (1)	81.64		15:36:51.573	

BRSCC TCR UK Race Day - Oulton Park

Demon Tweeks Audi TT Cup Championship

RACE 4 - SECTOR ANALYSIS



SECTOR 1 = FL to I1, SECTOR 2 = I1 to I2, SECTOR 3 = I2 to FL, DIFF = Difference To Personal Best Lap, P = Crossed Finish Line in Pit Lane, D = Time Disallowed

P11 51		Luke HANDLEY					Audi TT 2.0 TFSI			
IDEAL LAP TIME : 1:37.226		BEST LAP TIME : 1:37.700					DIFFERENCE : 0.474			
LAP	SECTOR 1		SECTOR 2		SECTOR 3		LAP TIME	MPH	DIFF	TIME OF DAY
1 -		107.0	50.789	92.1	32.264	101.0	1:59.434	67.09	21.734	15:25:31.515
2 -	29.363	108.0	37.421	95.0	31.721	100.7	1:38.505	81.35	0.805	15:27:10.020
3 -	28.506	106.3	37.135	95.4	32.512	99.7	1:38.153	81.64	0.453	15:28:48.173
4 -	28.535	109.4	37.268	95.4	32.201	101.3	1:38.004 (3)	81.76	0.304	15:30:26.177
5 -	29.195	109.1	37.754	93.9	31.786	100.4	1:38.735	81.16	1.035	15:32:04.912
6 -	28.370	109.2	37.283	94.6	32.047	99.4	1:37.700 (1)	82.02		15:33:42.612
7 -	28.812	107.8	37.431	93.8	31.950	100.6	1:38.193	81.61	0.493	15:35:20.805
8 -	28.498	108.0	37.529	93.8	31.935	100.4	1:37.962 (2)	81.80	0.262	15:36:58.767

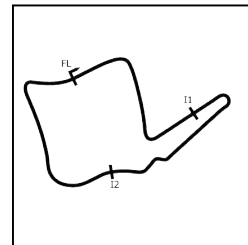
P12 40		Joe WEAVER					Audi TT 2.0 TFSI			
IDEAL LAP TIME : 1:37.942		BEST LAP TIME : 1:38.199					DIFFERENCE : 0.257			
LAP	SECTOR 1		SECTOR 2		SECTOR 3		LAP TIME	MPH	DIFF	TIME OF DAY
1 -		102.9	38.780	93.9	33.060	99.1	1:58.050	67.88	19.851	15:25:30.131
2 -	28.839	105.5	37.735	93.2	32.410	101.8	1:38.984	80.95	0.785	15:27:09.115
3 -	28.689	107.2	37.413	93.9	32.430	99.5	1:38.532 (3)	81.32	0.333	15:28:47.647
4 -	28.547	109.2	37.334	94.5	32.318	101.9	1:38.199 (1)	81.60		15:30:25.846
5 -	29.055	110.9	38.510	95.1	32.151	101.6	1:39.716	80.36	1.517	15:32:05.562
6 -	28.549	109.6	37.622	93.5	32.290	101.5	1:38.461 (2)	81.38	0.262	15:33:44.023
7 -	28.457	107.7	37.788	94.5	32.326	102.4	1:38.571	81.29	0.372	15:35:22.594
8 -	28.510	107.3	38.884	93.0	32.516	96.5	1:39.910	80.20	1.711	15:37:02.504

P13 92		Rashan Tyler CHIGORIMBO					Audi TT 2.0 TFSI			
IDEAL LAP TIME : 1:38.349		BEST LAP TIME : 1:38.974					DIFFERENCE : 0.625			
LAP	SECTOR 1		SECTOR 2		SECTOR 3		LAP TIME	MPH	DIFF	TIME OF DAY
1 -		107.0	40.489	93.3	31.910	99.5	1:54.207	70.16	15.233	15:25:26.288
2 -	28.909	106.8	37.786	94.2	32.337	99.1	1:39.032 (2)	80.91	0.058	15:27:05.320
3 -	28.772	103.7	37.892	93.0	33.067	97.9	1:39.731	80.35	0.757	15:28:45.051
4 -	28.718	105.3	38.001	92.1	32.255	98.1	1:38.974 (1)	80.96		15:30:24.025
5 -	28.653	106.1	38.261	92.3	32.315	98.5	1:39.229 (3)	80.75	0.255	15:32:03.254
6 -	28.730	105.6	37.809	91.9	32.916	95.4	1:39.455	80.57	0.481	15:33:42.709
7 -	28.975	105.1	37.988	92.1	32.472	96.9	1:39.435	80.59	0.461	15:35:22.144
8 -	28.809	104.2	40.942	91.8	32.795	92.8	1:42.546	78.14	3.572	15:37:04.690

P14 111 M		Tim GRAY					Audi TT 2.0 TFSI			
IDEAL LAP TIME : 1:40.135		BEST LAP TIME : 1:40.706					DIFFERENCE : 0.571			
LAP	SECTOR 1		SECTOR 2		SECTOR 3		LAP TIME	MPH	DIFF	TIME OF DAY
1 -		98.8	38.915	92.6	33.418	96.9	1:51.997	71.55	11.291	15:25:24.078
2 -	29.973	92.1	38.258	93.0	33.446	99.8	1:41.677	78.81	0.971	15:27:05.755
3 -	29.402	107.8	37.915	91.4	35.451	94.3	1:42.768	77.97	2.062	15:28:48.523
4 -	29.840	103.7	37.967	92.3	32.899	99.1	1:40.706 (1)	79.57		15:30:29.229
5 -	29.321	107.3	38.382	92.4	36.040	98.9	1:43.743	77.24	3.037	15:32:12.972
6 -	30.153	104.2	38.124	92.4	33.159	98.3	1:41.436 (3)	79.00	0.730	15:33:54.408
7 -	30.412	103.2	38.405	90.6	33.463	98.8	1:42.280	78.34	1.574	15:35:36.688
8 -	29.392	106.5	38.262	92.6	33.606	98.3	1:41.260 (2)	79.13	0.554	15:37:17.948

P15 73		Ross MAKAR					Audi TT 2.0 TFSI			
IDEAL LAP TIME : 1:37.374		BEST LAP TIME : 1:37.572					DIFFERENCE : 0.198			
LAP	SECTOR 1		SECTOR 2		SECTOR 3		LAP TIME	MPH	DIFF	TIME OF DAY
1 -		110.0	1:17.291	92.5	33.707	100.9	2:26.725	54.61	49.153	15:25:58.806
2 -	28.946	92.9	38.190	93.4	31.952	101.6	1:39.088	80.87	1.516	15:27:37.894
3 -	28.822	94.1	38.111	93.4	31.746	101.5	1:38.679	81.20	1.107	15:29:16.573
4 -	28.500	105.0	37.405	95.0	31.667	101.8	1:37.572 (1)	82.13		15:30:54.145
5 -	29.000	107.2	37.466	93.5	31.959	101.0	1:38.425	81.41	0.853	15:32:32.570
6 -	28.522	108.7	37.502	94.1	31.787	101.5	1:37.811	81.92	0.239	15:34:10.381
7 -	28.504	107.2	37.308	94.7	31.844	101.8	1:37.656 (2)	82.05	0.084	15:35:48.037
8 -	28.399	108.7	37.501	95.0	31.879	101.8	1:37.779 (3)	81.95	0.207	15:37:25.816

BRSCC TCR UK Race Day - Oulton Park
Demon Tweeks Audi TT Cup Championship
RACE 4 - SECTOR ANALYSIS



SECTOR 1 = FL to I1, SECTOR 2 = I1 to I2, SECTOR 3 = I2 to FL, DIFF = Difference To Personal Best Lap, P = Crossed Finish Line in Pit Lane, D = Time Disallowed

P16 24 M Paul SAVAGE		Audi TT 2.0 TFSI								
IDEAL LAP TIME : 1:39.897		BEST LAP TIME : 1:40.141			DIFFERENCE : 0.244					
LAP	SECTOR 1	SECTOR 2		SECTOR 3		LAP TIME	MPH	DIFF	TIME OF DAY	
1 -	108.4	38.337	93.3	32.891	99.4	1:50.165	72.74	10.024	15:25:22.246	
2 -	29.531 91.1	38.586	91.9	33.662	98.6	1:41.779 (3)	78.73	1.638	15:27:04.025	
3 -	29.735 103.8	37.925	91.4	33.631	100.3	1:41.291 (2)	79.11	1.150	15:28:45.316	
4 -	29.182 106.1	37.824	92.5	33.135	98.6	1:40.141 (1)	80.02		15:30:25.457	
5 -	29.277 109.1	1:08.743	93.4	33.433	98.3	2:11.453	60.96	31.312	15:32:36.910	
6 -	29.537 103.8	39.961	83.9	34.109	98.5	1:43.607	77.34	3.466	15:34:20.517	
7 -	29.868 104.5	38.688	90.1	33.617	98.9	1:42.173	78.43	2.032	15:36:02.690	
8 -	29.955 101.6	38.822	90.4	34.111	96.5	1:42.888	77.88	2.747	15:37:45.578	

P17 55 M David RICHARDSON		Audi TT 2.0 TFSI								
IDEAL LAP TIME : 1:44.263		BEST LAP TIME : 1:44.290			DIFFERENCE : 0.027					
LAP	SECTOR 1	SECTOR 2		SECTOR 3		LAP TIME	MPH	DIFF	TIME OF DAY	
1 -	95.3	42.041	88.4	35.262	96.8	1:59.028	67.32	14.738	15:25:31.109	
2 -	32.092 90.9	39.694	91.4	35.868	96.0	1:47.654	74.43	3.364	15:27:18.763	
3 -	31.551 97.6	39.754	91.1	35.561	96.5	1:46.866	74.98	2.576	15:29:05.629	
4 -	31.408 99.7	39.419	91.1	35.021	95.0	1:45.848	75.70	1.558	15:30:51.477	
5 -	31.869 94.3	39.310	89.4	35.190	96.9	1:46.369	75.33	2.079	15:32:37.846	
6 -	30.856 99.2	39.600	89.9	35.011	96.2	1:45.467 (2)	75.98	1.177	15:34:23.313	
7 -	30.883 101.5	38.861	90.6	34.546	96.0	1:44.290 (1)	76.83		15:36:07.603	
8 -	31.504 100.4	39.442	90.6	34.577	92.9	1:45.523 (3)	75.94	1.233	15:37:53.126	

P18 6 Bradley BURNS		Audi TT 2.0 TFSI								
IDEAL LAP TIME : 1:35.951		BEST LAP TIME : 1:36.052			DIFFERENCE : 0.101					
LAP	SECTOR 1	SECTOR 2		SECTOR 3		LAP TIME	MPH	DIFF	TIME OF DAY	
1 -	108.4	37.161	95.5	31.740	100.9	1:47.186	74.76	11.134	15:25:19.267	
2 -	28.171 110.0	37.287	94.9	31.603	101.0	1:37.061	82.56	1.009	15:26:56.328	
3 -	28.215 109.8	36.430	95.7	31.510	100.6	1:36.155 (2)	83.34	0.103	15:28:32.483	
4 -	28.140 110.3	36.467	96.0	31.445	101.6	1:36.052 (1)	83.42		15:30:08.535	
5 -	28.076 110.7	37.034	95.7	31.931	99.8	1:37.041 (3)	82.57	0.989	15:31:45.576	

P19 104 Daniel CHAPMAN		Audi TT 2.0 TFSI								
IDEAL LAP TIME : 1:47.357		BEST LAP TIME : 2:03.560			DIFFERENCE : 16.203					
LAP	SECTOR 1	SECTOR 2		SECTOR 3		LAP TIME	MPH	DIFF	TIME OF DAY	
1 -	87.8	41.789	82.0	34.713	88.0	2:03.560 (1)	64.85		15:25:35.641	
2 -	31.527 86.7	41.117	80.5	IN PIT		1:53.270 P	70.74		15:27:28.911	
3 -	OUTLAP	90.0	41.255	74.0	IN PIT	2:47.080 P	47.96	43.519	15:30:15.991	

BRSCC TCR UK Race Day - Oulton Park

Demon Tweeks Audi TT Cup Championship

RACE 4 - BEST SECTORS

SECTOR 1			SECTOR 2			SECTOR 3			IDEAL / BEST COMPARISON						
POS	NO	NAME	TIME	NO	NAME	TIME	NO	NAME	TIME	POS	NO	NAME	IDEAL	BEST	DIFF
													PERFECT LAP	1:35.770	
1	72	LUFF	27.895	6	BURNS	36.430	6	BURNS	31.445	1	6	BURNS	1:35.951	1:36.052	0.101
2	48	STACEY	27.941	72	LUFF	36.615	15	DYER	31.469	2	72	LUFF	1:35.998	1:36.116	0.118
3	15	DYER	27.961	48	STACEY	36.702	72	LUFF	31.488	3	48	STACEY	1:36.242	1:36.295	0.053
4	6	BURNS	28.076	15	DYER	36.814	44	BUDD	31.576	4	15	DYER	1:36.244	1:36.310	0.066
5	44	BUDD	28.213	38	WROOT	36.857	48	STACEY	31.599	5	44	BUDD	1:36.788	1:36.968	0.180
6	21	SMITH	28.308	21	SMITH	36.920	21	SMITH	31.611	6	21	SMITH	1:36.839	1:37.053	0.214
7	51	HANDLEY	28.370	22	PELOSI	36.986	22	PELOSI	31.614	7	22	PELOSI	1:37.212	1:37.546	0.334
8	73	MAKAR	28.399	44	BUDD	36.999	73	MAKAR	31.667	8	51	HANDLEY	1:37.226	1:37.700	0.474
9	40	WEAVER	28.457	51	HANDLEY	37.135	51	HANDLEY	31.721	9	38	WROOT	1:37.285	1:37.316	0.031
10	52	LUTI	28.469	100	LAIDLAW	37.192	92	CHIGORIMBO	31.910	10	73	MAKAR	1:37.374	1:37.572	0.198
11	38	WROOT	28.499	27	GRICE	37.245	38	WROOT	31.929	11	100	LAIDLAW	1:37.840	1:37.893	0.053
12	100	LAIDLAW	28.527	73	MAKAR	37.308	27	GRICE	31.994	12	52	LUTI	1:37.876	1:38.041	0.165
13	22	PELOSI	28.612	40	WEAVER	37.334	52	LUTI	32.053	13	27	GRICE	1:37.915	1:38.154	0.239
14	92	CHIGORIMBO	28.653	52	LUTI	37.354	100	LAIDLAW	32.121	14	40	WEAVER	1:37.942	1:38.199	0.257
15	27	GRICE	28.676	92	CHIGORIMBO	37.786	40	WEAVER	32.151	15	92	CHIGORIMBO	1:38.349	1:38.974	0.625
16	24	SAVAGE	29.182	24	SAVAGE	37.824	24	SAVAGE	32.891	16	24	SAVAGE	1:39.897	1:40.141	0.244
17	111	GRAY	29.321	111	GRAY	37.915	111	GRAY	32.899	17	111	GRAY	1:40.135	1:40.706	0.571
18	55	RICHARDSON	30.856	55	RICHARDSON	38.861	55	RICHARDSON	34.546	18	55	RICHARDSON	1:44.263	1:44.290	0.027
19	104	CHAPMAN	31.527	104	CHAPMAN	41.117	104	CHAPMAN	34.713	19	104	CHAPMAN	1:47.357	2:03.560	16.203
20															
21															
22															

BRSCC TCR UK Race Day - Oulton Park

Demon Tweeks Audi TT Cup Championship

RACE 4 - BEST SPEEDS

POS	INTERMEDIATE 1			INTERMEDIATE 2			FINISH LINE		
	NO	NAME	MPH	NO	NAME	MPH	NO	NAME	MPH
1	48	STACEY	111.1	15	DYER	96.6	21	SMITH	103.4
2	72	LUFF	110.9	48	STACEY	96.0	52	LUTI	102.9
3	15	DYER	110.9	6	BURNS	96.0	40	WEAVER	102.4
4	40	WEAVER	110.9	21	SMITH	95.8	48	STACEY	102.1
5	100	LIDLAW	110.7	22	PELOSI	95.8	44	BUDD	101.9
6	6	BURNS	110.7	44	BUDD	95.5	73	MAKAR	101.8
7	21	SMITH	110.5	38	WROOT	95.5	72	LUFF	101.6
8	22	PELOSI	110.0	52	LUTI	95.5	22	PELOSI	101.6
9	38	WROOT	110.0	51	HANDLEY	95.4	6	BURNS	101.6
10	73	MAKAR	110.0	72	LUFF	95.1	15	DYER	101.5
11	44	BUDD	109.8	40	WEAVER	95.1	27	GRICE	101.5
12	27	GRICE	109.4	73	MAKAR	95.0	51	HANDLEY	101.3
13	51	HANDLEY	109.4	100	LIDLAW	94.7	100	LIDLAW	101.0
14	196	BRADY	109.2	92	CHIGORIMBO	94.2	38	WROOT	100.9
15	24	SAVAGE	109.1	27	GRICE	93.9	24	SAVAGE	100.3
16	52	LUTI	108.7	24	SAVAGE	93.4	111	GRAY	99.8
17	111	GRAY	107.8	111	GRAY	93.0	92	CHIGORIMBO	99.5
18	92	CHIGORIMBO	107.0	55	RICHARDSON	91.4	55	RICHARDSON	96.9
19	77	FODEN	106.6	104	CHAPMAN	82.0	104	CHAPMAN	88.0
20	55	RICHARDSON	101.5						
21	78	FORBER	101.5						
22	104	CHAPMAN	90.0						
23									
24									
25									
26									
27									
28									
29									

BRSCC TCR UK Race Day - Oulton Park
Demon Tweaks Audi TT Cup Championship
RACE 4 - STATISTICS

Competitors Started 22
Planned Start 2024-06-08 @ 14:55:00.000
Actual Start 2024-06-08 @ 15:23:32.080
Finish Time 2024-06-08 @ 15:36:29.549
Track Length 2.2260mi.
Total Laps 144
Total Distance Covered 320.5440mi.

Session Fastest Lap History

NO	CL	NAME	LAP TIME	TIME OF DAY	LAP	VEHICLE
72		Matt LUFF	1:42.270	15:25:14.343	1	Audi TT 2.0 TFSI
72		Matt LUFF	1:36.861	15:26:51.203	2	Audi TT 2.0 TFSI
72		Matt LUFF	1:36.278	15:28:27.481	3	Audi TT 2.0 TFSI
6		Bradley BURNS	1:36.155	15:28:32.482	3	Audi TT 2.0 TFSI
6		Bradley BURNS	1:36.052	15:30:08.534	4	Audi TT 2.0 TFSI

Session Leader History

NO	CL	NAME	FROM LAP	LAPS LED	DISTANCE	VEHICLE
72		Matt LUFF	1	8	17.80 miles	Audi TT 2.0 TFSI

Flag History

TYPE	TIME OF DAY
GREEN	15:23:32.080
FINISH	15:36:29.549

Flag Statistics

TYPE	COUNT	TOTAL LAPS	TOTAL TIME
Green	1	8	14:30.431
Red	0	0	0.000
Safety Car	0	0	0.000
FCY	0	0	0.000

BRSCC TCR UK Race Day - Oulton Park
Demon Tweaks Audi TT Cup Championship
RACE 4 - STATISTICS

CLASS :

18 Starters

Fastest Lap History

NO	NAME	LAP TIME	TIME OF DAY	LAP	VEHICLE
72	Matt LUFF	1:42.270	15:25:14.343	1	Audi TT 2.0 TFSI
72	Matt LUFF	1:36.861	15:26:51.203	2	Audi TT 2.0 TFSI
72	Matt LUFF	1:36.278	15:28:27.481	3	Audi TT 2.0 TFSI
6	Bradley BURNS	1:36.155	15:28:32.482	3	Audi TT 2.0 TFSI
6	Bradley BURNS	1:36.052	15:30:08.534	4	Audi TT 2.0 TFSI

Leader History

NO	NAME	FROM LAP	LAPS LED	DISTANCE	VEHICLE
72	Matt LUFF	1	8	17.80 miles	Audi TT 2.0 TFSI

BRSCC TCR UK Race Day - Oulton Park
Demon Tweaks Audi TT Cup Championship
RACE 4 - STATISTICS

CLASS : M

4 Starters

Fastest Lap History

NO	NAME	LAP TIME	TIME OF DAY	LAP	VEHICLE
21	Sean SMITH	1:43.577	15:25:15.655	1	Audi TT 2.0 TFSI
21	Sean SMITH	1:37.544	15:26:53.199	2	Audi TT 2.0 TFSI
21	Sean SMITH	1:37.053	15:28:30.252	3	Audi TT 2.0 TFSI

Leader History

NO	NAME	FROM LAP	LAPS LED	DISTANCE	VEHICLE
21	Sean SMITH	1	8	17.80 miles	Audi TT 2.0 TFSI

BRSCC TCR UK Race Day - Oulton Park
Demon Tweaks Audi TT Cup Championship
RACE 9 - GRID (12 minutes)



ROW 15	29	9 Jonathan WILLIAMS	
ROW 14		27 7 Tim DORE	28 33 Patrick BOOTH
ROW 13	25	454 Ryan EDGE CUMBE	26 101 Sam LAIDLAW
ROW 12		23 45 Carl SWIFT	24 5 Sam MEAGHER
ROW 11	21	78 Richard FORBER	22 196 Nick BRADY
ROW 10		19 104 Daniel CHAPMAN	20 77 Steve FODEN
ROW 9	17	55 David RICHARDSON	18 6 Bradley BURNS
ROW 8		15 73 Ross MAKAR	16 24 Paul SAVAGE
ROW 7	13	92 Rshan Tyler CHIGORIMBO	14 111 Tim GRAY
ROW 6		11 51 Luke HANDLEY	12 40 Joe WEAVER
ROW 5	9	100 Steven LAIDLAW	10 27 Mark GRICE
ROW 4		7 38 Morgan WROOT	8 52 Paul LUTI
ROW 3	5	21 Sean SMITH	6 22 Jason PELOSI
ROW 2		3 48 William STACEY	4 44 Charles BUDD
ROW 1	1	72 Matt LUFF	2 15 Andrew DYER
		Pole	

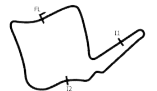
These results are provisional until the conclusion of any judicial and technical matters.

Oulton Park Island: 2.2260 miles

Clerk Of Course: Graham Lindley

Stewards:

Timekeeper: Richard Lomax



Results can be found at www.tsl-timing.com

Printed - 15:58 Saturday, 08 June 2024



BRSCC TCR UK Race Day - Oulton Park

Demon Tweaks Audi TT Cup Championship

RACE 9 - CLASSIFICATION

Race Distance: 7 Laps / 15.58 miles



POS	NO	CL	PIC	NAME	ENTRY	LAPS	TIME	GAP	DIFF	MPH	BEST	ON
1	72		1	Matt LUFF	Audi TT 2.0 TFSI	7	11:21.585			82.30	1:36.329	5
2	15		2	Andrew DYER	Audi TT 2.0 TFSI	7	11:22.568	0.983	0.983	82.18	1:36.503	5
3	48		3	William STACEY	Audi TT 2.0 TFSI	7	11:29.174	7.589	6.606	81.39	1:36.735	3
4	6		4	Bradley BURNS	Audi TT 2.0 TFSI	7	11:30.202	8.617	1.028	81.27	1:36.779	6
5	44		5	Charles BUDD	Audi TT 2.0 TFSI	7	11:30.245	8.660	0.043	81.26	1:37.215	4
6	21	M	1	Sean SMITH	Audi TT 2.0 TFSI	7	11:30.702	9.117	0.457	81.21	1:36.986	3
7	52		6	Paul LUTI	Audi TT 2.0 TFSI	7	11:33.849	12.264	3.147	80.84	1:37.525	4
8	51		7	Luke HANDLEY	Audi TT 2.0 TFSI	7	11:34.909	13.324	1.060	80.72	1:37.347	4
9	40		8	Joe WEAVER	Audi TT 2.0 TFSI	7	11:35.633	14.048	0.724	80.63	1:37.325	7
10	27		9	Mark GRICE	Audi TT 2.0 TFSI	7	11:36.843	15.258	1.210	80.49	1:37.864	4
11	38		10	Morgan WROOT	Audi TT 2.0 TFSI	7	11:37.763	16.178	0.920	80.39	1:37.938	5
12	73		11	Ross MAKAR	Audi TT 2.0 TFSI	7	11:39.070	17.485	1.307	80.24	1:38.046	5
13	101		12	Sam LAIDLAW	Audi TT 2.0 TFSI	7	11:40.533	18.948	1.463	80.07	1:37.730	4
14	33	M	2	Patrick BOOTH	Audi TT 2.0 TFSI	7	11:46.915	25.330	6.382	79.35	1:38.201	3
15	100*		13	Steven LAIDLAW	Audi TT 2.0 TFSI	7	11:51.059	29.474	4.144	78.88	1:37.836	4
16	24	M	3	Paul SAVAGE	Audi TT 2.0 TFSI	7	12:05.782	44.197	14.723	77.28	1:39.298	6
17	55	M	4	David RICHARDSON	Audi TT 2.0 TFSI	7	12:25.939	1:04.354	20.157	75.20	1:44.202	6
18	104		14	Daniel CHAPMAN	Audi TT 2.0 TFSI	6	11:42.930	1 Lap	1 Lap	68.40	1:37.889	6

NOT CLASSIFIED

DNF	22			Jason PELOSI	Audi TT 2.0 TFSI	3	5:29.385	4 Laps	3 Laps	72.98	1:39.009	2
-----	----	--	--	--------------	------------------	---	----------	--------	--------	-------	----------	---

NOT STARTED

NS	5			Sam MEAGHER	Audi TT 2.0 TFSI
NS	7	M		Tim DORE	Audi TT 2.0 TFSI
NS	9	M		Jonathan WILLIAMS	Audi TT 2.0 TFSI
NS	45			Carl SWIFT	Audi TT 2.0 TFSI
NS	77			Steve FODEN	Audi TT 2.0 TFSI
NS	78			Richard FORBER	Audi TT 2.0 TFSI
NS	92			Rashan Tyler CHIGORIMBO	Audi TT 2.0 TFSI
NS	111	M		Tim GRAY	Audi TT 2.0 TFSI
NS	196			Nick BRADY	Audi TT 2.0 TFSI
NS	454			Ryan EDGE CUMBE	Audi TT 2.0 TFSI

FASTEST LAP

72				Matt LUFF	Audi TT 2.0 TFSI	5	1:36.329			83.18 mph	133.88 kph
21	M			Sean SMITH	Audi TT 2.0 TFSI	3	1:36.986			82.62 mph	132.97 kph

Comments:

*Car 100 - 10 second penalty for out of position start.

Cars 5, 77, 111 - took the start of the original race

Weather / Track : Cloudy / Dry

Date: 08/06/2024 Start: 17:59 Finish: 18:11

These results are provisional until the conclusion of any judicial and technical matters.

Oulton Park Island: 2.2260 miles

Clerk Of Course: Graham Lindley

Stewards:

Timekeeper: Richard Lomax

Results can be found at www.tsl-timing.com

Printed - 18:13 Saturday, 08 June 2024

BRSCC TCR UK Race Day - Oulton Park

Demon Tweeks Audi TT Cup Championship

RACE 9 - LAP CHART

LAP 1 @ 18:01:27.127			LAP 2 @ 18:03:04.086			LAP 3 @ 18:04:40.592			LAP 4 @ 18:06:17.017			LAP 5 @ 18:07:53.346		
NO	BEHIND	LAP TIME	NO	BEHIND	LAP TIME	NO	BEHIND	LAP TIME	NO	BEHIND	LAP TIME	NO	BEHIND	LAP TIME
15		1:42.089	72		1:36.737	72		1:36.506	72		1:36.425	72		1:36.329
72	0.222	1:42.311	15	0.085	1:37.044	15	0.368	1:36.789	15	0.721	1:36.778	15	0.895	1:36.503
21	0.864	1:42.953	21	2.121	1:38.216	21	2.601	1:36.986	48	3.578	1:37.119	21	4.671	1:37.384
44	2.053	1:44.142	44	2.636	1:37.542	48	2.884	1:36.735	21	3.616	1:37.440	48	4.936	1:37.687
48	2.346	1:44.435	48	2.655	1:37.268	44	3.795	1:37.665	44	4.585	1:37.215	44	5.554	1:37.298
27	3.025	1:45.114	52	5.396	1:38.933	6	6.894	1:37.391	6	7.481	1:37.012	6	7.954	1:36.802
52	3.422	1:45.511	22	5.816	1:39.009	52	7.094	1:38.204	52	8.194	1:37.525	52	9.912	1:38.047
22	3.766	1:45.855	27	5.931	1:39.865	27	8.132	1:38.707	27	9.571	1:37.864	27	11.595	1:38.353
6	4.545	1:46.634	6	6.009	1:38.423	51	9.025	1:37.914	51	9.947	1:37.347	51	11.893	1:38.275
38	4.854	1:46.943	38	6.288	1:38.393	40	9.267	1:38.340	40	10.328	1:37.486	40	12.080	1:38.081
40	5.025	1:47.114	40	7.433	1:39.367	38	9.429	1:39.647	38	11.088	1:38.084	38	12.697	1:37.938
100	5.296	1:47.385	51	7.617	1:39.033	73	9.855	1:38.434	73	11.552	1:38.122	73	13.269	1:38.046
51	5.543	1:47.632	73	7.927	1:39.093	101	10.848	1:38.276	101	12.153	1:37.730	101	13.866	1:38.042
73	5.793	1:47.882	101	9.078	1:39.383	100	11.192	1:37.912	100	12.603	1:37.836	100	14.194	1:37.920
101	6.654	1:48.743	100	9.786	1:41.449	33	13.515	1:38.201	33	16.102	1:39.012	104	1 Lap	1:38.359
24	8.271	1:50.360	33	11.820	1:40.109	104	1 Lap	1:38.463	104	1 Lap	1:38.338	33	19.791	1:40.018
33	8.670	1:50.759	24	12.199	1:40.887	24	16.082	1:40.389	24	19.453	1:39.796	24	22.944	1:39.820
55	13.878	1:55.967	104	1 Lap	3:31.516	55	31.294	1:45.787	55	39.810	1:44.941	55	48.413	1:44.932
			55	22.013	1:45.094	22	33.831	2:04.521 P						

BRSCC TCR UK Race Day - Oulton Park
Demon Tweeks Audi TT Cup Championship
RACE 9 - LAP CHART

LAP 6 @ 18:09:29.767			LAP 7 @ 18:11:06.623		
NO	BEHIND	LAP TIME	NO	BEHIND	LAP TIME
72		1:36.421	72		1:36.856
15	0.980	1:36.506	15	0.983	1:36.859
48	6.554	1:38.039	48	7.589	1:37.891
44	6.959	1:37.826	6	8.617	1:37.161
21	7.951	1:39.701	44	8.660	1:38.557
6	8.312	1:36.779	21	9.117	1:38.022
52	11.385	1:37.894	52	12.264	1:37.735
51	12.826	1:37.354	51	13.324	1:37.354
40	13.579	1:37.920	40	14.048	1:37.325
27	14.221	1:39.047	27	15.258	1:37.893
38	14.996	1:38.720	38	16.178	1:38.038
73	15.359	1:38.511	73	17.485	1:38.982
100	17.082	1:39.309	101	18.948	1:38.223
101	17.581	1:40.136	100	19.474	1:39.248
104	1 Lap	1:38.365	104	1 Lap	1:37.889
33	22.818	1:39.448	33	25.330	1:39.368
24	25.821	1:39.298	24	44.197	1:55.232
55	56.194	1:44.202	55	1:04.354	1:45.016

BRSCC TCR UK Race Day - Oulton Park

Demon Tweaks Audi TT Cup Championship

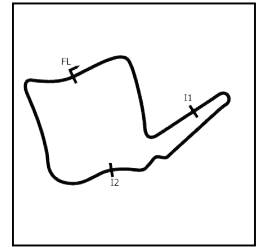
RACE 9 - POSITION CHART

No	Name	Lap Pos	Lap						
			1	2	3	4	5	6	7
5	MEAGHER	1	15	72	72	72	72	72	72
6	BURNS	2	72	15	15	15	15	15	15
15	DYER	3	21	21	21	48	21	48	48
22	PELOSI	4	44	44	48	21	48	44	6
27	GRICE	5	48	48	44	44	44	21	44
38	WROOT	6	27	52	6	6	6	6	21
40	WEAVER	7	52	22	52	52	52	52	52
44	BUDD	8	22	27	27	27	27	51	51
45	SWIFT	9	6	6	51	51	51	40	40
48	STACEY	10	38	38	40	40	40	27	27
51	HANDLEY	11	40	40	38	38	38	38	38
52	LUTI	12	100	51	73	73	73	73	73
72	LUFF	13	51	73	101	101	101	100	101
73	MAKAR	14	73	101	100	100	100	101	100
77	FODEN	15	101	100	33	33	33	33	33
78	FORBER	16	24	33	24	24	24	24	24
92	CHIGORIMBO	17	33	24	55	55	55	55	55
100	LAIDLAW	18	55	55	22	104	104	104	
101	LAIDLAW	19	104	104	104				
104	CHAPMAN	20							
196	BRADY	21							
454	EDGE CUMBE	22							
7	DORE	23							
9	WILLIAMS	24							
21	SMITH	25							
24	SAVAGE	26							
33	BOOTH	27							
55	RICHARDSON	28							
111	GRAY	29							

BRSCC TCR UK Race Day - Oulton Park

Demon Tweeks Audi TT Cup Championship

RACE 9 - SECTOR ANALYSIS



SECTOR 1 = FL to I1, SECTOR 2 = I1 to I2, SECTOR 3 = I2 to FL, DIFF = Difference To Personal Best Lap, P = Crossed Finish Line in Pit Lane, D = Time Disallowed

P1 72		Matt LUFF					Audi TT 2.0 TFSI				
IDEAL LAP TIME : 1:36.140		BEST LAP TIME : 1:36.329					DIFFERENCE : 0.189				
LAP	SECTOR 1	SECTOR 2		SECTOR 3		LAP TIME	MPH	DIFF	TIME OF DAY		
1 -		110.0	36.701	95.8	31.625	101.9	1:42.311	78.32	5.982	18:01:27.349	
2 -	28.218	110.9	36.597	96.2	31.922	100.1	1:36.737	82.83	0.408	18:03:04.086	
3 -	28.180	110.3	36.727	94.6	31.599	100.3	1:36.506	83.03	0.177	18:04:40.592	
4 -	28.266	108.9	36.485	94.9	31.674	101.3	1:36.425 (3)	83.10	0.096	18:06:17.017	
5 -	28.124	110.0	36.633	95.3	31.572	101.0	1:36.329 (1)	83.18		18:07:53.346	
6 -	28.280	110.0	36.610	93.7	31.531	101.5	1:36.421 (2)	83.11	0.092	18:09:29.767	
7 -	28.220	108.9	36.987	95.5	31.649	101.3	1:36.856	82.73	0.527	18:11:06.623	

P2 15		Andrew DYER					Audi TT 2.0 TFSI				
IDEAL LAP TIME : 1:36.322		BEST LAP TIME : 1:36.503					DIFFERENCE : 0.181				
LAP	SECTOR 1	SECTOR 2		SECTOR 3		LAP TIME	MPH	DIFF	TIME OF DAY		
1 -		109.6	36.767	94.6	31.730	100.4	1:42.089	78.49	5.586	18:01:27.127	
2 -	28.107	110.5	36.734	95.5	32.203	100.1	1:37.044	82.57	0.541	18:03:04.171	
3 -	28.374	111.2	36.748	95.0	31.667	101.8	1:36.789	82.79	0.286	18:04:40.960	
4 -	28.207	109.4	36.853	95.4	31.718	100.7	1:36.778 (3)	82.80	0.275	18:06:17.738	
5 -	28.255	110.7	36.672	95.8	31.576	101.6	1:36.503 (1)	83.03		18:07:54.241	
6 -	28.163	110.3	36.800	95.7	31.543	101.5	1:36.506 (2)	83.03	0.003	18:09:30.747	
7 -	28.198	110.3	36.914	95.4	31.747	101.0	1:36.859	82.73	0.356	18:11:07.606	

P3 48		William STACEY					Audi TT 2.0 TFSI				
IDEAL LAP TIME : 1:36.483		BEST LAP TIME : 1:36.735					DIFFERENCE : 0.252				
LAP	SECTOR 1	SECTOR 2		SECTOR 3		LAP TIME	MPH	DIFF	TIME OF DAY		
1 -		109.2	37.482	96.4	31.995	102.6	1:44.435	76.73	7.700	18:01:29.473	
2 -	28.330	108.2	37.052	95.5	31.886	101.6	1:37.268 (3)	82.38	0.533	18:03:06.741	
3 -	28.351	109.4	36.754	95.3	31.630	101.6	1:36.735 (1)	82.84		18:04:43.476	
4 -	28.099	109.4	37.052	94.7	31.968	100.4	1:37.119 (2)	82.51	0.384	18:06:20.595	
5 -	28.774	107.8	37.089	94.5	31.824	102.4	1:37.687	82.03	0.952	18:07:58.282	
6 -	28.318	105.8	37.647	93.7	32.074	100.1	1:38.039	81.73	1.304	18:09:36.321	
7 -	28.742	109.2	37.286	93.5	31.863	100.4	1:37.891	81.86	1.156	18:11:14.212	

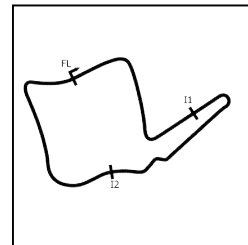
P4 6		Bradley BURNS					Audi TT 2.0 TFSI				
IDEAL LAP TIME : 1:36.520		BEST LAP TIME : 1:36.779					DIFFERENCE : 0.259				
LAP	SECTOR 1	SECTOR 2		SECTOR 3		LAP TIME	MPH	DIFF	TIME OF DAY		
1 -		102.2	37.880	94.5	32.139	101.0	1:46.634	75.14	9.855	18:01:31.672	
2 -	28.634	106.0	37.263	94.6	32.526	101.6	1:38.423	81.41	1.644	18:03:10.095	
3 -	28.570	108.0	36.919	95.7	31.902	100.9	1:37.391	82.28	0.612	18:04:47.486	
4 -	28.464	108.0	36.833	95.4	31.715	100.9	1:37.012 (3)	82.60	0.233	18:06:24.498	
5 -	28.214	109.4	36.931	95.7	31.657	101.0	1:36.802 (2)	82.78	0.023	18:08:01.300	
6 -	28.343	108.7	36.851	95.8	31.585	101.9	1:36.779 (1)	82.80		18:09:38.079	
7 -	28.102	109.2	36.964	96.1	32.095	99.7	1:37.161	82.47	0.382	18:11:15.240	

P5 44		Charles BUDD					Audi TT 2.0 TFSI				
IDEAL LAP TIME : 1:36.953		BEST LAP TIME : 1:37.215					DIFFERENCE : 0.262				
LAP	SECTOR 1	SECTOR 2		SECTOR 3		LAP TIME	MPH	DIFF	TIME OF DAY		
1 -		109.1	37.485	95.0	31.863	101.2	1:44.142	76.94	6.927	18:01:29.180	
2 -	28.476	109.4	36.913	95.4	32.153	99.4	1:37.542 (3)	82.15	0.327	18:03:06.722	
3 -	28.891	108.4	37.085	95.1	31.689	101.3	1:37.665	82.05	0.450	18:04:44.387	
4 -	28.649	108.7	36.788	95.3	31.778	101.5	1:37.215 (1)	82.43		18:06:21.602	
5 -	28.503	109.6	36.955	94.9	31.840	101.5	1:37.298 (2)	82.36	0.083	18:07:58.900	
6 -	28.632	109.2	37.074	95.0	32.120	100.7	1:37.826	81.91	0.611	18:09:36.726	
7 -	28.670	108.7	37.439	95.0	32.448	99.8	1:38.557	81.30	1.342	18:11:15.283	

BRSCC TCR UK Race Day - Oulton Park

Demon Tweeks Audi TT Cup Championship

RACE 9 - SECTOR ANALYSIS



SECTOR 1 = FL to I1, SECTOR 2 = I1 to I2, SECTOR 3 = I2 to FL, DIFF = Difference To Personal Best Lap, P = Crossed Finish Line in Pit Lane, D = Time Disallowed

P6		21 M		Sean SMITH			Audi TT 2.0 TFSI				
IDEAL LAP TIME : 1:36.758		BEST LAP TIME : 1:36.986			DIFFERENCE : 0.228						
LAP	SECTOR 1	SECTOR 2		SECTOR 3		LAP TIME	MPH	DIFF	TIME OF DAY		
1 -		108.5	37.019	95.1	31.667	102.6	1:42.953	77.83	5.967	18:01:27.991	
2 -	28.458	109.1	37.337	94.3	32.421	100.1	1:38.216	81.59	1.230	18:03:06.207	
3 -	28.292	107.8	36.882	95.1	31.812	101.5	1:36.986 (1)	82.62		18:04:43.193	
4 -	28.236	107.3	36.855	95.8	32.349	100.7	1:37.440 (3)	82.24	0.454	18:06:20.633	
5 -	28.566	109.8	36.911	94.6	31.907	102.2	1:37.384 (2)	82.28	0.398	18:07:58.017	
6 -	28.428	109.2	37.638	94.9	33.635	100.9	1:39.701	80.37	2.715	18:09:37.718	
7 -	28.324	108.7	37.515	95.5	32.183	101.8	1:38.022	81.75	1.036	18:11:15.740	

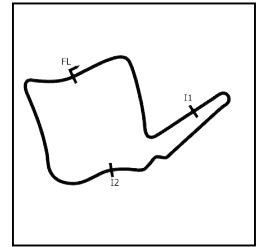
P7		52		Paul LUTI			Audi TT 2.0 TFSI				
IDEAL LAP TIME : 1:37.299		BEST LAP TIME : 1:37.525			DIFFERENCE : 0.226						
LAP	SECTOR 1	SECTOR 2		SECTOR 3		LAP TIME	MPH	DIFF	TIME OF DAY		
1 -		107.7	37.680	95.1	32.022	102.7	1:45.511	75.94	7.986	18:01:30.549	
2 -	28.589	109.1	38.055	94.3	32.289	101.9	1:38.933	81.00	1.408	18:03:09.482	
3 -	28.608	108.7	37.247	94.6	32.349	101.8	1:38.204	81.60	0.679	18:04:47.686	
4 -	28.628	108.9	37.054	95.4	31.843	102.6	1:37.525 (1)	82.16		18:06:25.211	
5 -	28.506	109.2	37.402	94.7	32.139	102.1	1:38.047	81.73	0.522	18:08:03.258	
6 -	28.528	109.4	37.294	94.2	32.072	101.8	1:37.894 (3)	81.85	0.369	18:09:41.152	
7 -	28.402	108.9	37.294	94.3	32.039	101.9	1:37.735 (2)	81.99	0.210	18:11:18.887	

P8		51		Luke HANDLEY			Audi TT 2.0 TFSI				
IDEAL LAP TIME : 1:36.781		BEST LAP TIME : 1:37.347			DIFFERENCE : 0.566						
LAP	SECTOR 1	SECTOR 2		SECTOR 3		LAP TIME	MPH	DIFF	TIME OF DAY		
1 -		99.8	38.442	96.0	32.147	101.0	1:47.632	74.45	10.285	18:01:32.670	
2 -	29.667	110.1	37.205	95.4	32.161	101.6	1:39.033	80.91	1.686	18:03:11.703	
3 -	28.912	109.6	36.693	96.1	32.309	99.2	1:37.914	81.84	0.567	18:04:49.617	
4 -	28.500	110.1	36.907	95.3	31.940	100.9	1:37.347 (1)	82.31		18:06:26.964	
5 -	28.505	110.3	37.446	95.4	32.324	101.5	1:38.275	81.54	0.928	18:08:05.239	
6 -	28.473	108.9	37.209	94.6	31.672	100.0	1:37.354 (2)	82.31	0.007	18:09:42.593	
7 -	28.416	109.1	37.129	94.7	31.809	100.3	1:37.354 (2)	82.31	0.007	18:11:19.947	

P9		40		Joe WEAVER			Audi TT 2.0 TFSI				
IDEAL LAP TIME : 1:37.059		BEST LAP TIME : 1:37.325			DIFFERENCE : 0.266						
LAP	SECTOR 1	SECTOR 2		SECTOR 3		LAP TIME	MPH	DIFF	TIME OF DAY		
1 -		100.1	38.555	95.1	32.183	102.1	1:47.114	74.81	9.789	18:01:32.152	
2 -	29.914	109.1	37.086	94.2	32.367	101.9	1:39.367	80.64	2.042	18:03:11.519	
3 -	29.456	110.1	36.937	96.1	31.947	102.2	1:38.340	81.48	1.015	18:04:49.859	
4 -	28.559	110.5	37.065	96.5	31.862	103.2	1:37.486 (2)	82.20	0.161	18:06:27.345	
5 -	28.501	108.9	37.297	95.7	32.283	102.7	1:38.081	81.70	0.756	18:08:05.426	
6 -	28.436	109.1	37.598	95.0	31.886	101.8	1:37.920 (3)	81.83	0.595	18:09:43.346	
7 -	28.260	109.4	37.193	95.3	31.872	99.8	1:37.325 (1)	82.33		18:11:20.671	

P10		27		Mark GRICE			Audi TT 2.0 TFSI				
IDEAL LAP TIME : 1:37.523		BEST LAP TIME : 1:37.864			DIFFERENCE : 0.341						
LAP	SECTOR 1	SECTOR 2		SECTOR 3		LAP TIME	MPH	DIFF	TIME OF DAY		
1 -		106.1	37.747	94.2	31.984	101.0	1:45.114	76.23	7.250	18:01:30.152	
2 -	28.847	106.5	38.193	91.1	32.825	100.3	1:39.865	80.24	2.001	18:03:10.017	
3 -	29.329	106.5	37.241	94.3	32.137	100.0	1:38.707	81.18	0.843	18:04:48.724	
4 -	28.703	107.5	37.102	94.2	32.059	100.9	1:37.864 (1)	81.88		18:06:26.588	
5 -	28.718	108.0	37.452	93.4	32.183	100.9	1:38.353 (3)	81.47	0.489	18:08:04.941	
6 -	28.902	106.5	38.274	95.0	31.871	101.0	1:39.047	80.90	1.183	18:09:43.988	
7 -	28.550	108.7	37.278	93.8	32.065	100.9	1:37.893 (2)	81.86	0.029	18:11:21.881	

BRSCC TCR UK Race Day - Oulton Park
Demon Tweeks Audi TT Cup Championship
RACE 9 - SECTOR ANALYSIS



SECTOR 1 = FL to I1, SECTOR 2 = I1 to I2, SECTOR 3 = I2 to FL, DIFF = Difference To Personal Best Lap, P = Crossed Finish Line in Pit Lane, D = Time Disallowed

P11 38		Morgan WROOT					Audi TT 2.0 TFSI				
IDEAL LAP TIME : 1:37.785		BEST LAP TIME : 1:37.938					DIFFERENCE : 0.153				
LAP	SECTOR 1	SECTOR 2		SECTOR 3		LAP TIME	MPH	DIFF	TIME OF DAY		
1 -		99.2	38.167	94.9	32.558	101.3	1:46.943	74.93	9.005	18:01:31.981	
2 -	28.796	110.3	37.256	95.1	32.341	101.8	1:38.393	81.44	0.455	18:03:10.374	
3 -	29.072	107.2	37.311	96.2	33.264	97.1	1:39.647	80.41	1.709	18:04:50.021	
4 -	28.766	107.5	37.312	95.3	32.006	101.5	1:38.084 (3)	81.70	0.146	18:06:28.105	
5 -	28.575	107.3	37.304	94.1	32.059	101.2	1:37.938 (1)	81.82		18:08:06.043	
6 -	28.794	108.9	37.762	95.1	32.164	99.8	1:38.720	81.17	0.782	18:09:44.763	
7 -	28.523	108.5	37.344	94.5	32.171	100.4	1:38.038 (2)	81.73	0.100	18:11:22.801	

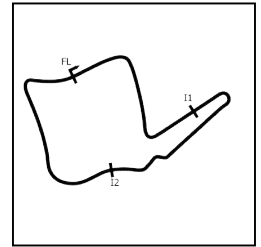
P12 73		Ross MAKAR					Audi TT 2.0 TFSI				
IDEAL LAP TIME : 1:37.704		BEST LAP TIME : 1:38.046					DIFFERENCE : 0.342				
LAP	SECTOR 1	SECTOR 2		SECTOR 3		LAP TIME	MPH	DIFF	TIME OF DAY		
1 -		92.8	38.759	96.8	32.154	102.7	1:47.882	74.28	9.836	18:01:32.920	
2 -	29.596	109.2	37.530	96.4	31.967	104.0	1:39.093	80.86	1.047	18:03:12.013	
3 -	29.215	104.8	37.380	96.6	31.839	102.6	1:38.434 (3)	81.41	0.388	18:04:50.447	
4 -	28.649	107.2	37.621	96.0	31.852	102.6	1:38.122 (2)	81.66	0.076	18:06:28.569	
5 -	28.485	106.5	37.430	96.0	32.131	102.9	1:38.046 (1)	81.73		18:08:06.615	
6 -	28.524	111.1	37.877	95.3	32.110	102.6	1:38.511	81.34	0.465	18:09:45.126	
7 -	28.628	109.4	37.476	95.5	32.878	78.2	1:38.982	80.96	0.936	18:11:24.108	

P13 101		Sam LAIDLAW					Audi TT 2.0 TFSI				
IDEAL LAP TIME : 1:37.666		BEST LAP TIME : 1:37.730					DIFFERENCE : 0.064				
LAP	SECTOR 1	SECTOR 2		SECTOR 3		LAP TIME	MPH	DIFF	TIME OF DAY		
1 -		101.5	38.279	93.7	32.197	101.2	1:48.743	73.69	11.013	18:01:33.781	
2 -	29.197	107.3	37.924	93.9	32.262	100.4	1:39.383	80.63	1.653	18:03:13.164	
3 -	28.747	107.7	37.419	94.3	32.110	100.9	1:38.276	81.54	0.546	18:04:51.440	
4 -	28.428	108.7	37.181	95.1	32.121	101.5	1:37.730 (1)	81.99		18:06:29.170	
5 -	28.402	108.4	37.373	94.2	32.267	101.5	1:38.042 (2)	81.73	0.312	18:08:07.212	
6 -	28.434	108.9	39.603	92.3	32.099	100.6	1:40.136	80.02	2.406	18:09:47.348	
7 -	28.698	108.4	37.165	92.6	32.360	99.4	1:38.223 (3)	81.58	0.493	18:11:25.571	

P14 33 M		Patrick BOOTH					Audi TT 2.0 TFSI				
IDEAL LAP TIME : 1:38.201		BEST LAP TIME : 1:38.201					DIFFERENCE : 0.000				
LAP	SECTOR 1	SECTOR 2		SECTOR 3		LAP TIME	MPH	DIFF	TIME OF DAY		
1 -		101.9	38.846	94.2	32.891	101.9	1:50.759	72.35	12.558	18:01:35.797	
2 -	29.189	106.5	37.786	95.4	33.134	99.5	1:40.109	80.04	1.908	18:03:15.906	
3 -	28.630	110.5	37.035	94.1	32.536	100.3	1:38.201 (1)	81.60		18:04:54.107	
4 -	29.078	109.2	37.248	94.6	32.686	100.6	1:39.012 (2)	80.93	0.811	18:06:33.119	
5 -	30.093	109.2	37.355	94.1	32.570	99.4	1:40.018	80.12	1.817	18:08:13.137	
6 -	29.199	108.9	37.657	93.7	32.592	98.9	1:39.448	80.58	1.247	18:09:52.585	
7 -	29.161	108.5	37.505	95.4	32.702	98.2	1:39.368 (3)	80.64	1.167	18:11:31.953	

P15 100		Steven LAIDLAW					Audi TT 2.0 TFSI				
IDEAL LAP TIME : 1:37.742		BEST LAP TIME : 1:37.836					DIFFERENCE : 0.094				
LAP	SECTOR 1	SECTOR 2		SECTOR 3		LAP TIME	MPH	DIFF	TIME OF DAY		
1 -		97.3	38.402	93.4	32.211	101.6	1:47.385	74.62	9.549	18:01:32.423	
2 -	29.753	109.8	39.434	93.0	32.262	101.2	1:41.449	78.99	3.613	18:03:13.872	
3 -	28.800	110.5	36.973	94.6	32.139	101.2	1:37.912 (2)	81.84	0.076	18:04:51.784	
4 -	28.744	109.4	37.018	95.3	32.074	101.0	1:37.836 (1)	81.90		18:06:29.620	
5 -	28.695	107.2	37.084	93.8	32.141	101.8	1:37.920 (3)	81.83	0.084	18:08:07.540	
6 -	28.961	107.8	38.184	94.3	32.164	100.6	1:39.309	80.69	1.473	18:09:46.849	
7 -	29.572	93.2	37.450	96.0	32.226	95.1	1:39.248	80.74	1.412	18:11:26.097	

BRSCC TCR UK Race Day - Oulton Park
Demon Tweeks Audi TT Cup Championship
RACE 9 - SECTOR ANALYSIS



SECTOR 1 = FL to I1, SECTOR 2 = I1 to I2, SECTOR 3 = I2 to FL, DIFF = Difference To Personal Best Lap, P = Crossed Finish Line in Pit Lane, D = Time Disallowed

P16 24 M Paul SAVAGE		Audi TT 2.0 TFSI								
IDEAL LAP TIME : 1:39.100		BEST LAP TIME : 1:39.298								
		DIFFERENCE : 0.198								
LAP	SECTOR 1	SECTOR 2	SECTOR 3	LAP TIME	MPH	DIFF	TIME OF DAY			
1 -	99.7	38.994	92.6	33.022	99.2	1:50.360	72.61	11.062	18:01:35.398	
2 -	29.257	106.0	37.831	93.3	33.799	99.7	1:40.887	79.43	1.589	18:03:16.285
3 -	30.075	107.3	37.504	93.5	32.810	99.8	1:40.389	79.82	1.091	18:04:56.674
4 -	29.055	108.4	37.699	92.1	33.042	99.5	1:39.796 (2)	80.29	0.498	18:06:36.470
5 -	29.184	105.3	37.623	92.6	33.013	98.9	1:39.820 (3)	80.28	0.522	18:08:16.290
6 -	28.968	109.2	37.322	92.5	33.008	98.9	1:39.298 (1)	80.70		18:09:55.588
7 -	42.963	93.9	38.604	91.6	33.665	94.2	1:55.232	69.54	15.934	18:11:50.820

P17 55 M David RICHARDSON		Audi TT 2.0 TFSI								
IDEAL LAP TIME : 1:44.183		BEST LAP TIME : 1:44.202								
		DIFFERENCE : 0.019								
LAP	SECTOR 1	SECTOR 2	SECTOR 3	LAP TIME	MPH	DIFF	TIME OF DAY			
1 -	96.0	40.190	91.0	34.651	96.6	1:55.967	69.10	11.765	18:01:41.005	
2 -	31.356	101.8	38.590	91.9	35.148	95.3	1:45.094	76.25	0.892	18:03:26.099
3 -	31.689	89.9	39.123	88.5	34.975	95.4	1:45.787	75.75	1.585	18:05:11.886
4 -	31.683	98.1	38.758	91.3	34.500	95.4	1:44.941 (3)	76.36	0.739	18:06:56.827
5 -	31.687	100.9	38.736	91.5	34.509	96.1	1:44.932 (2)	76.36	0.730	18:08:41.759
6 -	31.373	101.2	38.540	91.4	34.289	96.4	1:44.202 (1)	76.90		18:10:25.961
7 -	32.103	96.1	38.538	91.1	34.375	98.5	1:45.016	76.30	0.814	18:12:10.977

P18 104 Daniel CHAPMAN		Audi TT 2.0 TFSI								
IDEAL LAP TIME : 1:37.458		BEST LAP TIME : 1:37.889								
		DIFFERENCE : 0.431								
LAP	SECTOR 1	SECTOR 2	SECTOR 3	LAP TIME	MPH	DIFF	TIME OF DAY			
1 -			97.5	33.455	99.7	3:31.516	37.88	1:53.627	18:03:16.554	
2 -	29.627	108.0	36.652	95.1	32.184	101.5	1:38.463	81.38	0.574	18:04:55.017
3 -	28.654	103.4	37.208	95.1	32.476	100.0	1:38.338 (2)	81.49	0.449	18:06:33.355
4 -	29.100	108.7	37.107	95.0	32.152	100.7	1:38.359 (3)	81.47	0.470	18:08:11.714
5 -	28.871	107.8	37.172	95.3	32.322	100.7	1:38.365	81.46	0.476	18:09:50.079
6 -	28.655	107.5	37.051	95.0	32.183	100.6	1:37.889 (1)	81.86		18:11:27.968

P19 22 Jason PELOSI		Audi TT 2.0 TFSI								
IDEAL LAP TIME : 1:38.175		BEST LAP TIME : 1:39.009								
		DIFFERENCE : 0.834								
LAP	SECTOR 1	SECTOR 2	SECTOR 3	LAP TIME	MPH	DIFF	TIME OF DAY			
1 -	97.6	37.786	95.0	31.997	102.1	1:45.855 (2)	75.70	6.846	18:01:30.893	
2 -	28.392	108.4	38.131	95.3	32.486	101.8	1:39.009 (1)	80.93		18:03:09.902
3 -	28.554	110.7	51.015	86.3	IN PIT		2:04.521 P	64.35	25.512	18:05:14.423

BRSCC TCR UK Race Day - Oulton Park

Demon Tweeks Audi TT Cup Championship

RACE 9 - BEST SECTORS

SECTOR 1			SECTOR 2			SECTOR 3			IDEAL / BEST COMPARISON						
POS	NO	NAME	TIME	NO	NAME	TIME	NO	NAME	TIME	POS	NO	NAME	IDEAL	BEST	DIFF
													PERFECT LAP	1:36.115	
1	48	STACEY	28.099	72	LUFF	36.485	72	LUFF	31.531	1	72	LUFF	1:36.140	1:36.329	0.189
2	6	BURNS	28.102	104	CHAPMAN	36.652	15	DYER	31.543	2	15	DYER	1:36.322	1:36.503	0.181
3	15	DYER	28.107	15	DYER	36.672	6	BURNS	31.585	3	48	STACEY	1:36.483	1:36.735	0.252
4	72	LUFF	28.124	51	HANDLEY	36.693	48	STACEY	31.630	4	6	BURNS	1:36.520	1:36.779	0.259
5	21	SMITH	28.236	48	STACEY	36.754	21	SMITH	31.667	5	21	SMITH	1:36.758	1:36.986	0.228
6	40	WEAVER	28.260	44	BUDD	36.788	51	HANDLEY	31.672	6	51	HANDLEY	1:36.781	1:37.347	0.566
7	22	PELOSI	28.392	6	BURNS	36.833	44	BUDD	31.689	7	44	BUDD	1:36.953	1:37.215	0.262
8	52	LUTI	28.402	21	SMITH	36.855	73	MAKAR	31.839	8	40	WEAVER	1:37.059	1:37.325	0.266
9	101	LAIDLAW	28.402	40	WEAVER	36.937	52	LUTI	31.843	9	52	LUTI	1:37.299	1:37.525	0.226
10	51	HANDLEY	28.416	100	LAIDLAW	36.973	40	WEAVER	31.862	10	104	CHAPMAN	1:37.458	1:37.889	0.431
11	44	BUDD	28.476	33	BOOTH	37.035	27	GRICE	31.871	11	27	GRICE	1:37.523	1:37.864	0.341
12	73	MAKAR	28.485	52	LUTI	37.054	22	PELOSI	31.997	12	101	LAIDLAW	1:37.666	1:37.730	0.064
13	38	WROOT	28.523	27	GRICE	37.102	38	WROOT	32.006	13	73	MAKAR	1:37.704	1:38.046	0.342
14	27	GRICE	28.550	101	LAIDLAW	37.165	100	LAIDLAW	32.074	14	100	LAIDLAW	1:37.742	1:37.836	0.094
15	33	BOOTH	28.630	38	WROOT	37.256	101	LAIDLAW	32.099	15	38	WROOT	1:37.785	1:37.938	0.153
16	104	CHAPMAN	28.654	24	SAVAGE	37.322	104	CHAPMAN	32.152	16	22	PELOSI	1:38.175	1:39.009	0.834
17	100	LAIDLAW	28.695	73	MAKAR	37.380	33	BOOTH	32.536	17	33	BOOTH	1:38.201	1:38.201	0.000
18	24	SAVAGE	28.968	22	PELOSI	37.786	24	SAVAGE	32.810	18	24	SAVAGE	1:39.100	1:39.298	0.198
19	55	RICHARDSON	31.356	55	RICHARDSON	38.538	55	RICHARDSON	34.289	19	55	RICHARDSON	1:44.183	1:44.202	0.019

BRSCC TCR UK Race Day - Oulton Park

Demon Tweeks Audi TT Cup Championship

RACE 9 - BEST SPEEDS

POS	INTERMEDIATE 1			INTERMEDIATE 2			FINISH LINE		
	NO	NAME	MPH	NO	NAME	MPH	NO	NAME	MPH
1	15	DYER	111.2	104	CHAPMAN	97.5	73	MAKAR	104.0
2	73	MAKAR	111.1	73	MAKAR	96.8	40	WEAVER	103.2
3	72	LUFF	110.9	40	WEAVER	96.5	52	LUTI	102.7
4	22	PELOSI	110.7	48	STACEY	96.4	48	STACEY	102.6
5	40	WEAVER	110.5	72	LUFF	96.2	21	SMITH	102.6
6	33	BOOTH	110.5	38	WROOT	96.2	22	PELOSI	102.1
7	100	LAIDLAW	110.5	6	BURNS	96.1	72	LUFF	101.9
8	51	HANDLEY	110.3	51	HANDLEY	96.1	6	BURNS	101.9
9	38	WROOT	110.3	100	LAIDLAW	96.0	33	BOOTH	101.9
10	21	SMITH	109.8	15	DYER	95.8	15	DYER	101.8
11	44	BUDD	109.6	21	SMITH	95.8	38	WROOT	101.8
12	48	STACEY	109.4	44	BUDD	95.4	100	LAIDLAW	101.8
13	6	BURNS	109.4	52	LUTI	95.4	51	HANDLEY	101.6
14	52	LUTI	109.4	33	BOOTH	95.4	44	BUDD	101.5
15	24	SAVAGE	109.2	22	PELOSI	95.3	101	LAIDLAW	101.5
16	101	LAIDLAW	108.9	101	LAIDLAW	95.1	104	CHAPMAN	101.5
17	27	GRICE	108.7	27	GRICE	95.0	27	GRICE	101.0
18	104	CHAPMAN	108.7	24	SAVAGE	93.5	24	SAVAGE	99.8
19	55	RICHARDSON	101.8	55	RICHARDSON	91.9	55	RICHARDSON	98.5
20									
21									
22									
23									
24									
25									
26									
27									
28									
29									

BRSCC TCR UK Race Day - Oulton Park
Demon Tweaks Audi TT Cup Championship
RACE 9 - STATISTICS

Competitors Started 19
Planned Start 2024-06-08 @ 17:15:00.000
Actual Start 2024-06-08 @ 17:59:45.037
Finish Time 2024-06-08 @ 18:11:03.974
Track Length 2.2260mi.
Total Laps 128
Total Distance Covered 284.9280mi.

Session Fastest Lap History

NO	CL	NAME	LAP TIME	TIME OF DAY	LAP	VEHICLE
15		Andrew DYER	1:42.089	18:01:27.120	1	Audi TT 2.0 TFSI
72		Matt LUFF	1:36.737	18:03:04.078	2	Audi TT 2.0 TFSI
72		Matt LUFF	1:36.506	18:04:40.584	3	Audi TT 2.0 TFSI
72		Matt LUFF	1:36.425	18:06:17.009	4	Audi TT 2.0 TFSI
72		Matt LUFF	1:36.329	18:07:53.338	5	Audi TT 2.0 TFSI

Session Leader History

NO	CL	NAME	FROM LAP	LAPS LED	DISTANCE	VEHICLE
15		Andrew DYER	1	1	2.22 miles	Audi TT 2.0 TFSI
72		Matt LUFF	2	6	13.35 miles	Audi TT 2.0 TFSI

Flag History

TYPE	TIME OF DAY
GREEN	17:59:45.037
FINISH	18:11:03.974

Flag Statistics

TYPE	COUNT	TOTAL LAPS	TOTAL TIME
Green	1	7	12:29.271
Red	0	0	0.000
Safety Car	0	0	0.000
FCY	0	0	0.000

BRSCC TCR UK Race Day - Oulton Park
Demon Tweaks Audi TT Cup Championship
RACE 9 - STATISTICS

CLASS :

15 Starters

Fastest Lap History

NO	NAME	LAP TIME	TIME OF DAY	LAP	VEHICLE
15	Andrew DYER	1:42.089	18:01:27.120	1	Audi TT 2.0 TFSI
72	Matt LUFF	1:36.737	18:03:04.078	2	Audi TT 2.0 TFSI
72	Matt LUFF	1:36.506	18:04:40.584	3	Audi TT 2.0 TFSI
72	Matt LUFF	1:36.425	18:06:17.009	4	Audi TT 2.0 TFSI
72	Matt LUFF	1:36.329	18:07:53.338	5	Audi TT 2.0 TFSI

Leader History

NO	NAME	FROM LAP	LAPS LED	DISTANCE	VEHICLE
15	Andrew DYER	1	1	2.22 miles	Audi TT 2.0 TFSI
72	Matt LUFF	2	6	13.35 miles	Audi TT 2.0 TFSI

BRSCC TCR UK Race Day - Oulton Park
Demon Tweaks Audi TT Cup Championship
RACE 9 - STATISTICS

CLASS : M

4 Starters

Fastest Lap History

NO	NAME	LAP TIME	TIME OF DAY	LAP	VEHICLE
21	Sean SMITH	1:42.953	18:01:27.987	1	Audi TT 2.0 TFSI
21	Sean SMITH	1:38.216	18:03:06.205	2	Audi TT 2.0 TFSI
21	Sean SMITH	1:36.986	18:04:43.190	3	Audi TT 2.0 TFSI

Leader History

NO	NAME	FROM LAP	LAPS LED	DISTANCE	VEHICLE
21	Sean SMITH	1	7	15.58 miles	Audi TT 2.0 TFSI