

**demon
tweeks**



DEMON TWEEDS AUDI TT CUP CHAMPIONSHIP

brscc
DRIVEN BY RACING

BRSCC TCR UK Race Weekend
Snetterton 300
18th / 19th May 2024



Timing & Results Provided by Timing Solutions Ltd

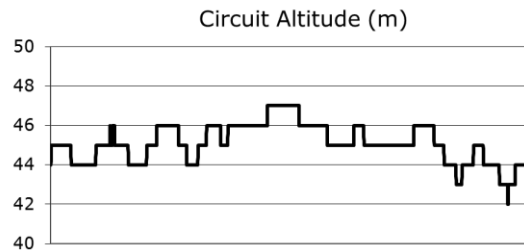
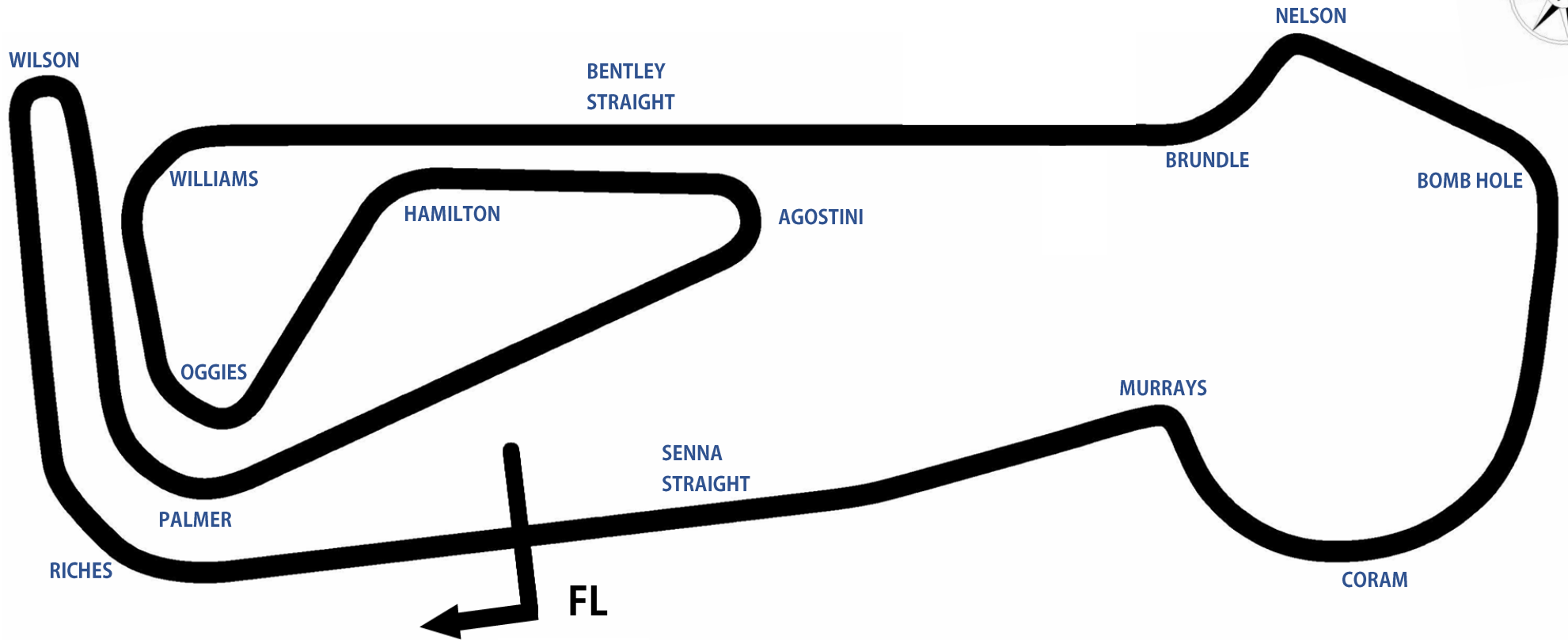
www.tsl-timing.com



Snetterton

Snetterton 300 Circuit

Norwich, Norfolk, UK



	Length	2.9689 miles 4.778 km 4778.0 m	
FL		52.46340 N	0.94476 E
Pit Entry	4572m	52.46364 N	0.94774 E
Pit Exit	40m after FL	52.46338 N	0.94420 E
Pit Entry - Pit Exit	246m, 17.75 @ 50kph, 14.7s @ 60kph		

BRSCC TCR UK Race Weekend - Snetterton
Demon Tweaks Audi TT Cup Championship
QUALIFYING - RACE 3 - CLASSIFICATION



POS	NO	CL	PIC	NAME	ENTRY	TIME	ON	LAPS	GAP	DIFF	MPH
1	99*		1	Rob BOSTON	Audi TT 2.0 TFSI	2:09.381	5	5			82.60
2	45		2	Carl SWIFT	Audi TT 2.0 TFSI	2:09.397	3	7	0.016	0.016	82.59
3	72		3	Matt LUFF	Audi TT 2.0 TFSI	2:09.402	3	7	0.021	0.005	82.59
4	6*		4	Bradley BURNS	Audi TT 2.0 TFSI	2:09.515	5	7	0.134	0.113	82.52
5	19		5	Harry YARDLEY-ROSE	Audi TT 2.0 TFSI	2:10.407	5	7	1.026	0.892	81.95
6	15		6	Andrew DYER	Audi TT 2.0 TFSI	2:10.494	5	6	1.113	0.087	81.90
7	51		7	Luke HANDLEY	Audi TT 2.0 TFSI	2:10.662	5	7	1.281	0.168	81.79
8	77*		8	Steve FODEN	Audi TT 2.0 TFSI	2:10.714	5	7	1.333	0.052	81.76
9	11*		9	Adam BLAIR	Audi TT 2.0 TFSI	2:10.743	6	6	1.362	0.029	81.74
10	73		10	Ross MAKAR	Audi TT 2.0 TFSI	2:10.761	7	7	1.380	0.018	81.73
11	22*		11	Jason PELOSI	Audi TT 2.0 TFSI	2:10.765	2	4	1.384	0.004	81.73
12	48*		12	William STACEY	Audi TT 2.0 TFSI	2:11.082	6	6	1.701	0.317	81.53
13	25*		13	Danny HOBSON	Audi TT 2.0 TFSI	2:11.204	4	7	1.823	0.122	81.46
14	196		14	Nick BRADY	Audi TT 2.0 TFSI	2:11.300	5	6	1.919	0.096	81.40
15	5*		15	Sam MEAGHER	Audi TT 2.0 TFSI	2:11.324	4	7	1.943	0.024	81.38
16	38		16	Morgan WROOT	Audi TT 2.0 TFSI	2:11.431	4	6	2.050	0.107	81.32
17	454		17	Ryan EDGE CUMBE	Audi TT 2.0 TFSI	2:11.441	5	7	2.060	0.010	81.31
18	44		18	Charles BUDD	Audi TT 2.0 TFSI	2:11.688	4	7	2.307	0.247	81.16
19	52		19	Paul LUTI	Audi TT 2.0 TFSI	2:11.729	4	6	2.348	0.041	81.13
20	21	(M)	1	Sean SMITH	Audi TT 2.0 TFSI	2:11.910	4	7	2.529	0.181	81.02
21	87		20	Brad KAYLOR	Audi TT 2.0 TFSI	2:12.069	6	7	2.688	0.159	80.92
22	33	(M)	2	Patrick BOOTH	Audi TT 2.0 TFSI	2:12.397	3	7	3.016	0.328	80.72
23	37*		21	David ROBB	Audi TT 2.0 TFSI	2:12.423	6	7	3.042	0.026	80.71
24	101*		22	Sam LAIDLAW	Audi TT 2.0 TFSI	2:12.684	6	6	3.303	0.261	80.55
25	47*		23	Daniel BUDD	Audi TT 2.0 TFSI	2:12.967	6	6	3.586	0.283	80.38
26	9*	(M)	3	Jonathan WILLIAMS	Audi TT 2.0 TFSI	2:13.277	2	3	3.896	0.310	80.19
27	24	(M)	4	Paul SAVAGE	Audi TT 2.0 TFSI	2:15.404	3	5	6.023	2.127	78.93
28	211		24	Ruby SMITH	Audi TT 2.0 TFSI	2:16.790	5	6	7.409	1.386	78.13
29	104		25	Daniel CHAPMAN	Audi TT 2.0 TFSI			0			
30	27		26	Mark GRICE	Audi TT 2.0 TFSI			0			

Comments:

Cars 9, 22, 47, 99 - Please fit a working transponder. Q12.8.1 applies
 No. 5, 6, 11, 37, 48, 101 - 1 Lap time disallowed; exceeding track limits.
 No. 25, 77 - 2 Lap times disallowed; exceeding track limits.

Weather / Track : Cloudy / Dry

Date: 18/05/2024 Start: 09:50 Finish: 10:05
 Snetterton 300: 2.9689 miles

These results are provisional until the conclusion of any judicial and technical matters.

Clerk Of Course: Paul Levitt	Stewards:	Timekeeper: Rob Cook	
------------------------------	-----------	----------------------	--

Results can be found at www.tsl-timing.com

Printed - 10:08 Saturday, 18 May 2024



BRSCC TCR UK Race Weekend - Snetterton

Demon Tweaks Audi TT Cup Championship

QUALIFYING - RACE 3 - LAP ANALYSIS

DIFF = Difference To Personal Best Lap

P1 99 Rob BOSTON				
LAP	LAP TIME	DIFF	MPH	TIME OF DAY
1 -	2:09.389 (2)	0.008	82.60	09:56:36.153
2 -	2:09.433 (3)	0.052	82.57	09:58:45.586
3 -	2:23.213	13.832	74.63	10:01:08.799
4 -	2:19.362	9.981	76.69	10:03:28.161
5 -	2:09.381 (1)		82.60	10:05:37.542

P2 45 Carl SWIFT				
LAP	LAP TIME	DIFF	MPH	TIME OF DAY
1 -	2:26.510	17.113	72.95	09:52:39.423
2 -	2:10.150 (3)	0.753	82.12	09:54:49.573
3 -	2:09.397 (1)		82.59	09:56:58.970
4 -	2:09.430 (2)	0.033	82.57	09:59:08.400
5 -	2:21.150	11.753	75.72	10:01:29.550
6 -	2:10.291	0.894	82.03	10:03:39.841
7 -	2:22.727	13.330	74.88	10:06:02.568

P3 72 Matt LUFF				
LAP	LAP TIME	DIFF	MPH	TIME OF DAY
1 -	2:27.726	18.324	72.35	09:52:36.022
2 -	2:09.939 (2)	0.537	82.25	09:54:45.961
3 -	2:09.402 (1)		82.59	09:56:55.363
4 -	3:22.435 P	1:13.033	52.79	10:00:17.798
5 -	2:13.639	4.237	79.97	10:02:31.437
6 -	2:12.513 (3)	3.111	80.65	10:04:43.950
7 -	2:14.398	4.996	79.52	10:06:58.348

P4 6 Bradley BURNS				
LAP	LAP TIME	DIFF	MPH	TIME OF DAY
1 -	2:25.751	16.236	73.33	09:52:42.199
2 -	2:16.487 (3)	6.972	78.30	09:54:58.686
3 -	3:01.581 P	52.066	58.86	09:58:00.267
4 -	2:18.300	8.785	77.28	10:00:18.567
5 -	2:09.515 (1)		82.52	10:02:28.082
6 -	2:10.154 D	0.639	82.11	10:04:38.236
7 -	2:12.341 (2)	2.826	80.76	10:06:50.577

P5 19 Harry YARDLEY-ROSE				
LAP	LAP TIME	DIFF	MPH	TIME OF DAY
1 -	2:30.309	19.902	71.10	09:52:48.114
2 -	2:16.094	5.687	78.53	09:55:04.208
3 -	2:10.972 (3)	0.565	81.60	09:57:15.180
4 -	2:10.641 (2)	0.234	81.81	09:59:25.821
5 -	2:10.407 (1)		81.95	10:01:36.228
6 -	3:24.450 P	1:14.043	52.27	10:05:00.678
7 -	2:13.920	3.513	79.80	10:07:14.598

P6 15 Andrew DYER				
LAP	LAP TIME	DIFF	MPH	TIME OF DAY
1 -	2:23.745	13.251	74.35	09:54:14.847
2 -	2:11.803 (3)	1.309	81.09	09:56:26.650
3 -	2:12.188	1.694	80.85	09:58:38.838
4 -	2:11.940	1.446	81.00	10:00:50.778
5 -	2:10.494 (1)		81.90	10:03:01.272
6 -	2:10.795 (2)	0.301	81.71	10:05:12.067

DIFF = Difference To Personal Best Lap

P7 51 Luke HANDLEY				
LAP	LAP TIME	DIFF	MPH	TIME OF DAY
1 -	2:29.708	19.046	71.39	09:52:40.147
2 -	2:12.295	1.633	80.78	09:54:52.442
3 -	2:11.327	0.665	81.38	09:57:03.769
4 -	2:10.728 (2)	0.066	81.75	09:59:14.497
5 -	2:10.662 (1)		81.79	10:01:25.159
6 -	2:15.422	4.760	78.92	10:03:40.581
7 -	2:10.897 (3)	0.235	81.65	10:05:51.478

P8 77 Steve FODEN				
LAP	LAP TIME	DIFF	MPH	TIME OF DAY
1 -	2:34.595	23.881	69.13	09:52:46.701
2 -	2:11.971	1.257	80.98	09:54:58.672
3 -	2:11.641 (3)	0.927	81.19	09:57:10.313
4 -	2:10.957 D	0.243	81.61	09:59:21.270
5 -	2:10.714 (1)		81.76	10:01:31.984
6 -	2:11.466 D	0.752	81.29	10:03:43.450
7 -	2:11.526 (2)	0.812	81.26	10:05:54.976

P9 11 Adam BLAIR				
LAP	LAP TIME	DIFF	MPH	TIME OF DAY
1 -	2:21.553	10.810	75.50	09:54:33.686
2 -	2:12.167 (2)	1.424	80.86	09:56:45.853
3 -	2:11.078 D	0.335	81.53	09:58:56.931
4 -	3:13.130 P	1:02.387	55.34	10:02:10.061
5 -	2:21.575	10.832	75.49	10:04:31.636
6 -	2:10.743 (1)		81.74	10:06:42.379

P10 73 Ross MAKAR				
LAP	LAP TIME	DIFF	MPH	TIME OF DAY
1 -	2:34.217	23.456	69.30	09:53:27.416
2 -	2:11.068	0.307	81.54	09:55:38.484
3 -	2:10.896 (2)	0.135	81.65	09:57:49.380
4 -	2:10.916 (3)	0.155	81.64	10:00:00.296
5 -	2:13.343	2.582	80.15	10:02:13.639
6 -	2:15.411	4.650	78.93	10:04:29.050
7 -	2:10.761 (1)		81.73	10:06:39.811

P11 22 Jason PELOSI				
LAP	LAP TIME	DIFF	MPH	TIME OF DAY
1 -	2:11.037 (2)	0.272	81.56	09:55:27.134
2 -	2:10.765 (1)		81.73	09:57:37.899
3 -	2:12.545 (3)	1.780	80.63	09:59:50.444
4 -	2:13.767	3.002	79.90	10:02:04.211

P12 48 William STACEY				
LAP	LAP TIME	DIFF	MPH	TIME OF DAY
1 -	3:00.882	49.800	59.08	09:54:04.798
2 -	2:19.445 (2)	8.363	76.64	09:56:24.243
3 -	2:10.149 D		82.12	09:58:34.392
4 -	2:27.687	16.605	72.36	10:01:02.079
5 -	2:22.279 (3)	11.197	75.12	10:03:24.358
6 -	2:11.082 (1)		81.53	10:05:35.440

P13 25 Danny HOBSON				
LAP	LAP TIME	DIFF	MPH	TIME OF DAY
1 -	2:31.063	19.859	70.75	09:52:49.680
2 -	2:11.637 (3)	0.433	81.19	09:55:01.317

BRSCC TCR UK Race Weekend - Snetterton

Demon Tweaks Audi TT Cup Championship

QUALIFYING - RACE 3 - LAP ANALYSIS

DIFF = Difference To Personal Best Lap

3 -	2:11.581 (2)	0.377	81.22	09:57:12.898
4 -	2:11.204 (1)		81.46	09:59:24.102
5 -	2:13.305 D	2.101	80.17	10:01:37.407
6 -	2:11.466 D	0.262	81.29	10:03:48.873
7 -	2:16.539	5.335	78.27	10:06:05.412

P14 196 Nick BRADY

LAP	LAP TIME	DIFF	MPH	TIME OF DAY
1 -	2:29.486	18.186	71.49	09:53:21.340
2 -	4:23.805 P	2:12.505	40.51	09:57:45.145
3 -	2:17.984	6.684	77.45	10:00:03.129
4 -	2:11.858 (2)	0.558	81.05	10:02:14.987
5 -	2:11.300 (1)		81.40	10:04:26.287
6 -	2:11.999 (3)	0.699	80.97	10:06:38.286

P15 5 Sam MEAGHER

LAP	LAP TIME	DIFF	MPH	TIME OF DAY
1 -	2:33.623	22.299	69.57	09:53:28.239
2 -	2:12.299 (3)	0.975	80.78	09:55:40.538
3 -	2:12.140 D	0.816	80.88	09:57:52.678
4 -	2:11.324 (1)		81.38	10:00:04.002
5 -	2:11.695 (2)	0.371	81.15	10:02:15.697
6 -	2:24.058	12.734	74.19	10:04:39.755
7 -	2:12.486	1.162	80.67	10:06:52.241

P16 38 Morgan WROOT

LAP	LAP TIME	DIFF	MPH	TIME OF DAY
1 -	2:58.292	46.861	59.94	09:54:05.539
2 -	2:13.403	1.972	80.11	09:56:18.942
3 -	2:11.767 (3)	0.336	81.11	09:58:30.709
4 -	2:11.431 (1)		81.32	10:00:42.140
5 -	2:11.693 (2)	0.262	81.15	10:02:53.833
6 -	2:12.488	1.057	80.67	10:05:06.321

P17 454 Ryan EDGE CUMBE

LAP	LAP TIME	DIFF	MPH	TIME OF DAY
1 -	2:27.626	16.185	72.39	09:52:43.406
2 -	2:12.941	1.500	80.39	09:54:56.347
3 -	2:11.676	0.235	81.16	09:57:08.023
4 -	2:11.606 (3)	0.165	81.21	09:59:19.629
5 -	2:11.441 (1)		81.31	10:01:31.070
6 -	2:12.738	1.297	80.52	10:03:43.808
7 -	2:11.476 (2)	0.035	81.29	10:05:55.284

P18 44 Charles BUDD

LAP	LAP TIME	DIFF	MPH	TIME OF DAY
1 -	2:24.072	12.384	74.18	09:53:00.216
2 -	2:13.469	1.781	80.07	09:55:13.685
3 -	2:11.927 (3)	0.239	81.01	09:57:25.612
4 -	2:11.688 (1)		81.16	09:59:37.300
5 -	2:12.220	0.532	80.83	10:01:49.520
6 -	2:11.716 (2)	0.028	81.14	10:04:01.236
7 -	2:16.242	4.554	78.44	10:06:17.478

P19 52 Paul LUTI

LAP	LAP TIME	DIFF	MPH	TIME OF DAY
1 -	2:23.681	11.952	74.38	09:52:57.856
2 -	2:13.505	1.776	80.05	09:55:11.361
3 -	2:11.919 (3)	0.190	81.02	09:57:23.280
4 -	2:11.729 (1)		81.13	09:59:35.009

DIFF = Difference To Personal Best Lap

5 -	2:11.746 (2)	0.017	81.12	10:01:46.755
6 -	2:18.775	7.046	77.01	10:04:05.530

P20 21 Sean SMITH

LAP	LAP TIME	DIFF	MPH	TIME OF DAY
1 -	2:25.787	13.877	73.31	09:52:42.896
2 -	2:12.697 (2)	0.787	80.54	09:54:55.593
3 -	2:13.268 (3)	1.358	80.19	09:57:08.861
4 -	2:11.910 (1)		81.02	09:59:20.771
5 -	2:14.032	2.122	79.74	10:01:34.803
6 -	2:14.348	2.438	79.55	10:03:49.151
7 -	2:36.178	24.268	68.43	10:06:25.329

P21 87 Brad KAYLOR

LAP	LAP TIME	DIFF	MPH	TIME OF DAY
1 -	2:39.547	27.478	66.99	09:52:54.199
2 -	2:16.623	4.554	78.23	09:55:10.822
3 -	2:12.449	0.380	80.69	09:57:23.271
4 -	2:17.986	5.917	77.45	09:59:41.257
5 -	2:12.115 (2)	0.046	80.89	10:01:53.372
6 -	2:12.069 (1)		80.92	10:04:05.441
7 -	2:12.374 (3)	0.305	80.74	10:06:17.815

P22 33 Patrick BOOTH

LAP	LAP TIME	DIFF	MPH	TIME OF DAY
1 -	2:40.976	28.579	66.39	09:53:42.231
2 -	2:14.605	2.208	79.40	09:55:56.836
3 -	2:12.397 (1)		80.72	09:58:09.233
4 -	2:12.631 (2)	0.234	80.58	10:00:21.864
5 -	2:12.902	0.505	80.42	10:02:34.766
6 -	2:12.715 (3)	0.318	80.53	10:04:47.481
7 -	2:13.267	0.870	80.20	10:07:00.748

P23 37 David ROBB

LAP	LAP TIME	DIFF	MPH	TIME OF DAY
1 -	2:29.520	17.097	71.48	09:53:16.951
2 -	2:13.211 (3)	0.788	80.23	09:55:30.162
3 -	2:12.689 (2)	0.266	80.54	09:57:42.851
4 -	2:12.384 D		80.73	09:59:55.235
5 -	2:14.897	2.474	79.23	10:02:10.132
6 -	2:12.423 (1)		80.71	10:04:22.555
7 -	2:13.311	0.888	80.17	10:06:35.866

P24 101 Sam LAIDLAW

LAP	LAP TIME	DIFF	MPH	TIME OF DAY
1 -	2:27.085	14.401	72.66	09:53:09.398
2 -	2:13.646 (3)	0.962	79.97	09:55:23.044
3 -	2:13.060 (2)	0.376	80.32	09:57:36.104
4 -	2:12.740 D	0.056	80.51	09:59:48.844
5 -	2:16.261	3.577	78.43	10:02:05.105
6 -	2:12.684 (1)		80.55	10:04:17.789

P25 47 Daniel BUDD

LAP	LAP TIME	DIFF	MPH	TIME OF DAY
1 -	2:15.604	2.637	78.81	09:55:23.902
2 -	2:14.848	1.881	79.26	09:57:38.750
3 -	2:14.667 (3)	1.700	79.36	09:59:53.417
4 -	2:28.142	15.175	72.14	10:02:21.559
5 -	2:13.754 (2)	0.787	79.90	10:04:35.313
6 -	2:12.967 (1)		80.38	10:06:48.280

BRSCC TCR UK Race Weekend - Snetterton

Demon Tweaks Audi TT Cup Championship

QUALIFYING - RACE 3 - LAP ANALYSIS

DIFF = Difference To Personal Best Lap

P26 9 Jonathan WILLIAMS				
LAP	LAP TIME	DIFF	MPH	TIME OF DAY
1 -	2:13.950 (2)	0.673	79.79	09:55:17.053
2 -	2:13.277 (1)		80.19	09:57:30.330
3 -	2:15.503 (3)	2.226	78.87	09:59:45.833

P27 24 Paul SAVAGE				
LAP	LAP TIME	DIFF	MPH	TIME OF DAY
1 -	2:37.261	21.857	67.96	09:53:36.572
2 -	2:20.608	5.204	76.01	09:55:57.180
3 -	2:15.404 (1)		78.93	09:58:12.584
4 -	2:16.660 (3)	1.256	78.20	10:00:29.244
5 -	2:16.580 (2)	1.176	78.25	10:02:45.824

P28 211 Ruby SMITH				
LAP	LAP TIME	DIFF	MPH	TIME OF DAY
1 -	2:32.850	16.060	69.92	09:52:55.626
2 -	2:20.961	4.171	75.82	09:55:16.587
3 -	2:18.474 (3)	1.684	77.18	09:57:35.061
4 -	2:18.137 (2)	1.347	77.37	09:59:53.198
5 -	2:16.790 (1)		78.13	10:02:09.988
6 -	3:44.285 P	1:27.495	47.65	10:05:54.273

BRSCC TCR UK Race Weekend - Snetterton
Demon Tweaks Audi TT Cup Championship
QUALIFYING - RACE 3 - STATISTICS

Competitors Started 30
Planned Start 2024-05-18 @ 09:55:00.000
Actual Start 2024-05-18 @ 09:50:03.791
Finish Time 2024-05-18 @ 10:05:06.184
Track Length 2.9689mi.
Total Laps 176
Total Distance Covered 522.5284mi.

Session Fastest Lap History

NO	CL	NAME	LAP TIME	TIME OF DAY	LAP	VEHICLE
72		Matt LUFF	2:09.939	09:54:45.967	2	Audi TT 2.0 TFSI
99		Rob BOSTON	2:09.389	09:56:36.153	1	Audi TT 2.0 TFSI
99		Rob BOSTON	2:09.381	10:05:37.542	5	Audi TT 2.0 TFSI

Flag History

TYPE	TIME OF DAY
GREEN	09:50:03.791
FINISH	10:05:06.184

Flag Statistics

TYPE	COUNT	TOTAL LAPS	TOTAL TIME
Green	1	7	17:33.982
Red	0	0	0.000
Safety Car	0	0	0.000
FCY	0	0	0.000

BRSCC TCR UK Race Weekend - Snetterton
Demon Tweaks Audi TT Cup Championship
QUALIFYING - RACE 3 - STATISTICS

CLASS :

26 Starters

Fastest Lap History

NO	NAME	LAP TIME	TIME OF DAY	LAP	VEHICLE
72	Matt LUFF	2:09.939	09:54:45.967	2	Audi TT 2.0 TFSI
99	Rob BOSTON	2:09.389	09:56:36.153	1	Audi TT 2.0 TFSI
99	Rob BOSTON	2:09.381	10:05:37.542	5	Audi TT 2.0 TFSI

BRSCC TCR UK Race Weekend - Snetterton
Demon Tweaks Audi TT Cup Championship
QUALIFYING - RACE 3 - STATISTICS

CLASS : (M)

4 Starters

Fastest Lap History

NO	NAME	LAP TIME	TIME OF DAY	LAP	VEHICLE
21	Sean SMITH	2:12.697	09:54:55.604	2	Audi TT 2.0 TFSI
33	Patrick BOOTH	2:12.397	09:58:09.244	3	Audi TT 2.0 TFSI
21	Sean SMITH	2:11.910	09:59:20.782	4	Audi TT 2.0 TFSI

BRSCC TCR UK Race Weekend - Snetterton
Demon Tweaks Audi TT Cup Championship
RACE 3 - GRID (15 minutes)

brsc
DRIVEN BY RACING



ROW 15	29	27 Mark GRICE	30	104 Daniel CHAPMAN
ROW 14	27	24 2:15.404 Paul SAVAGE	28	211 2:16.790 Ruby SMITH
ROW 13	25	47 2:12.967 Daniel BUDD	26	9 2:13.277 Jonathan WILLIAMS
ROW 12	23	37 2:12.423 David ROBB	24	101 2:12.684 Sam LAIDLAW
ROW 11	21	87 2:12.069 Brad KAYLOR	22	33 2:12.397 Patrick BOOTH
ROW 10	19	52 2:11.729 Paul LUTI	20	21 2:11.910 Sean SMITH
ROW 9	17	454 2:11.441 Ryan EDGECUMBE	18	44 2:11.688 Charles BUDD
ROW 8	15	5 2:11.324 Sam MEAGHER	16	38 2:11.431 Morgan WROOT
ROW 7	13	25 2:11.204 Danny HOBSON	14	196 2:11.300 Nick BRADY
ROW 6	11	22 2:10.765 Jason PELOSI	12	48 2:11.082 William STACEY
ROW 5	9	11 2:10.743 Adam BLAIR	10	73 2:10.761 Ross MAKAR
ROW 4	7	51 2:10.662 Luke HANDLEY	8	77 2:10.714 Steve FODEN
ROW 3	5	19 2:10.407 Harry YARDLEY-ROSE	6	15 2:10.494 Andrew DYER
ROW 2	3	72 2:09.402 Matt LUFF	4	6 2:09.515 Bradley BURNS
ROW 1	1	99 2:09.381 Rob BOSTON	2	45 2:09.397 Carl SWIFT
Pole				

Comments:
 Car 27 - Permitted to start back of grid
 Car 104 - Permitted to start back of grid subject to 3 laps being completed out of session

These results are provisional until the conclusion of any judicial and technical matters.

Snetterton 300: 2.9689 miles

Clerk Of Course: Paul Levitt	Stewards:	Timekeeper: Rob Cook	
------------------------------	-----------	----------------------	--

Results can be found at www.tsl-timing.com

Printed - 10:58 Saturday, 18 May 2024

BRSCC TCR UK Race Weekend - Snetterton

Demon Tweeks Audi TT Cup Championship

RACE 3 - CLASSIFICATION

Race Distance: 7 Laps / 20.78 miles

brscC
DRIVEN BY RACINGTT Cup
AUDI TT CUP RACINGdemon
tweeks

POS	NO	CL	PIC	NAME	ENTRY	LAPS	TIME	GAP	DIFF	MPH	BEST	ON	GRD	↑↓
1	45		1	Carl SWIFT	Audi TT 2.0 TFSI	7	15:22.609			81.09	2:10.476	3	2	1
2	6*		2	Bradley BURNS	Audi TT 2.0 TFSI	7	15:26.322	3.713	3.713	80.76	2:10.498	3	4	2
3	51		3	Luke HANDLEY	Audi TT 2.0 TFSI	7	15:29.512	6.903	3.190	80.49	2:11.017	5	7	4
4	15		4	Andrew DYER	Audi TT 2.0 TFSI	7	15:29.770	7.161	0.258	80.46	2:11.063	5	6	2
5	11		5	Adam BLAIR	Audi TT 2.0 TFSI	7	15:30.405	7.796	0.635	80.41	2:11.072	5	9	4
6	77		6	Steve FODEN	Audi TT 2.0 TFSI	7	15:32.847	10.238	2.442	80.20	2:11.001	3	8	2
7	25		7	Danny HOBSON	Audi TT 2.0 TFSI	7	15:38.575	15.966	5.728	79.71	2:12.023	5	13	6
8	33 (M)		1	Patrick BOOTH	Audi TT 2.0 TFSI	7	15:42.255	19.646	3.680	79.40	2:11.417	5	22	14
9	99*		8	Rob BOSTON	Audi TT 2.0 TFSI	7	15:43.960	21.351	1.705	79.25	2:13.259	3	1	-8
10	72		9	Matt LUFF	Audi TT 2.0 TFSI	7	15:44.130	21.521	0.170	79.24	2:11.198	7	3	-7
11	73		10	Ross MAKAR	Audi TT 2.0 TFSI	7	15:44.577	21.968	0.447	79.20	2:12.119	6	10	-1
12	22*		11	Jason PELOSI	Audi TT 2.0 TFSI	7	15:47.653	25.044	3.076	78.94	2:12.619	2	11	-1
13	5		12	Sam MEAGHER	Audi TT 2.0 TFSI	7	15:48.952	26.343	1.299	78.84	2:13.281	3	15	2
14	21 (M)		2	Sean SMITH	Audi TT 2.0 TFSI	7	15:49.997	27.388	1.045	78.75	2:12.039	3	20	6
15	44		13	Charles BUDD	Audi TT 2.0 TFSI	7	15:50.898	28.289	0.901	78.67	2:12.569	3	18	3
16	101		14	Sam LAIDLAW	Audi TT 2.0 TFSI	7	15:51.522	28.913	0.624	78.62	2:12.523	5	24	8
17	87		15	Brad KAYLOR	Audi TT 2.0 TFSI	7	15:52.152	29.543	0.630	78.57	2:12.774	4	21	4
18	52		16	Paul LUTI	Audi TT 2.0 TFSI	7	15:53.072	30.463	0.920	78.50	2:13.038	2	19	1
19	47*		17	Daniel BUDD	Audi TT 2.0 TFSI	7	15:56.249	33.640	3.177	78.23	2:13.131	4	25	6
20	37		18	David ROBB	Audi TT 2.0 TFSI	7	15:57.183	34.574	0.934	78.16	2:12.645	7	23	3
21	48		19	William STACEY	Audi TT 2.0 TFSI	7	16:04.180	41.571	6.997	77.59	2:11.808	2	12	-9
22	24 (M)		3	Paul SAVAGE	Audi TT 2.0 TFSI	7	16:11.216	48.607	7.036	77.03	2:15.008	4	27	5
23	19		20	Harry YARDLEY-ROSE	Audi TT 2.0 TFSI	7	16:14.804	52.195	3.588	76.75	2:13.518	6	5	-18
24	454		21	Ryan EDGE CUMBE	Audi TT 2.0 TFSI	7	16:19.252	56.643	4.448	76.40	2:11.701	3	17	-7
25	211		22	Ruby SMITH	Audi TT 2.0 TFSI	7	16:23.309	1:00.700	4.057	76.08	2:16.921	4	28	3
26	27		23	Mark GRICE	Audi TT 2.0 TFSI	7	17:11.585	1:48.976	48.276	72.52	2:13.939	5	29	3

NOT CLASSIFIED

DNF	196			Nick BRADY	Audi TT 2.0 TFSI	6	13:36.486	1 Lap	1 Lap	78.54	2:12.662	4	14	
DNF	9 (M)			Jonathan WILLIAMS	Audi TT 2.0 TFSI	4	9:14.961	3 Laps	2 Laps	77.03	2:13.986	4	26	
DNF	38			Morgan WROOT	Audi TT 2.0 TFSI	3	6:54.611	4 Laps	1 Lap	77.33	2:13.450	3	16	

FASTEST LAP

	45			Carl SWIFT	Audi TT 2.0 TFSI	3	2:10.476			81.91 mph			131.83 kph	
	33 (M)			Patrick BOOTH	Audi TT 2.0 TFSI	5	2:11.417			81.32 mph			130.88 kph	

Comments:

Cars 6, 22, 47, 99 - Please fit a working transponder. Q12.8.1 applies. You risk not being timed in the next race.

Weather / Track : Cloudy / Dry

These results are provisional until the conclusion of any judicial and technical matters.

Date: 18/05/2024 Start: 13:26 Finish: 13:42

Snetterton 300: 2.9689 miles

Clerk Of Course: Paul Levitt

Stewards:

Timekeeper: Rob Cook

Results can be found at www.tsl-timing.com

Printed - 13:47 Saturday, 18 May 2024



BRSCC TCR UK Race Weekend - Snetterton

Demon Tweaks Audi TT Cup Championship

RACE 3 - LAP CHART

LAP 1 @ 13:29:10.804			LAP 2 @ 13:31:21.306			LAP 3 @ 13:33:31.782			LAP 4 @ 13:35:42.447			LAP 5 @ 13:37:53.570		
NO	BEHIND	LAP TIME	NO	BEHIND	LAP TIME	NO	BEHIND	LAP TIME	NO	BEHIND	LAP TIME	NO	BEHIND	LAP TIME
45		2:17.525	45		2:10.502	45		2:10.476	45		2:10.665	45		2:11.123
99	1.791	2:19.316	6	3.193	2:11.516	6	3.215	2:10.498	6	3.355	2:10.805	6	3.307	2:11.075
6	2.179	2:19.704	15	4.288	2:11.633	51	5.862	2:11.462	51	6.571	2:11.374	51	6.465	2:11.017
19	2.835	2:20.360	51	4.876	2:11.901	15	6.368	2:12.556	15	6.854	2:11.151	15	6.794	2:11.063
15	3.157	2:20.682	11	6.114	2:12.224	11	6.958	2:11.320	11	7.564	2:11.271	11	7.513	2:11.072
51	3.477	2:21.002	99	6.783	2:15.494	77	8.047	2:11.001	77	8.696	2:11.314	77	8.810	2:11.237
11	4.392	2:21.917	77	7.522	2:13.046	99	9.566	2:13.259	25	12.205	2:13.034	25	13.105	2:12.023
77	4.978	2:22.503	19	7.879	2:15.546	25	9.836	2:12.268	99	13.343	2:14.442	33	14.619	2:11.417
25	6.055	2:23.580	25	8.044	2:12.491	19	11.885	2:14.482	33	14.325	2:12.580	99	16.283	2:14.063
48	7.225	2:24.750	48	8.531	2:11.808	33	12.410	2:13.298	19	16.874	2:15.654	73	19.942	2:14.000
5	7.333	2:24.858	33	9.588	2:12.692	73	13.141	2:13.232	73	17.065	2:14.589	19	20.773	2:15.022
33	7.398	2:24.923	22	10.035	2:12.619	22	13.426	2:13.867	22	17.111	2:14.350	72	20.936	2:13.286
73	7.770	2:25.295	73	10.385	2:13.117	48	13.730	2:15.675	454	17.367	2:13.447	22	21.329	2:15.340
22	7.918	2:25.443	5	11.107	2:14.276	5	13.912	2:13.281	5	17.710	2:14.463	5	21.758	2:15.171
38	9.509	2:27.034	52	12.184	2:13.038	454	14.585	2:11.701	52	18.607	2:14.031	21	22.293	2:14.477
52	9.648	2:27.173	38	13.134	2:14.127	52	15.241	2:13.533	72	18.773	2:12.521	196	22.469	2:13.908
196	9.790	2:27.315	454	13.360	2:13.181	21	15.433	2:12.039	21	18.939	2:14.171	44	22.982	2:13.867
21	10.240	2:27.765	21	13.870	2:14.132	38	16.108	2:13.450	196	19.684	2:12.662	87	23.984	2:14.514
44	10.376	2:27.901	196	14.308	2:15.020	44	16.664	2:12.569	44	20.238	2:14.239	101	24.996	2:12.523
37	10.510	2:28.035	44	14.571	2:14.697	72	16.917	2:12.181	87	20.593	2:12.774	52	26.011	2:18.527
454	10.681	2:28.206	87	15.041	2:14.507	196	17.687	2:13.855	48	22.219	2:19.154	48	28.255	2:17.159
87	11.036	2:28.561	72	15.212	2:12.962	87	18.484	2:13.919	101	23.596	2:12.563	47	28.810	2:13.753
9	11.626	2:29.151	101	17.259	2:15.771	101	21.698	2:14.915	9	25.793	2:13.986	37	31.096	2:13.228
101	11.990	2:29.515	9	17.590	2:16.466	9	22.472	2:15.358	47	26.180	2:13.131	24	39.714	2:22.004
24	12.010	2:29.535	24	17.806	2:16.298	47	23.714	2:15.890	24	28.833	2:15.008	211	46.440	2:19.830
47	12.436	2:29.961	47	18.300	2:16.366	24	24.490	2:17.160	37	28.991	2:12.720	454	53.781	2:47.537
72	12.752	2:30.277	211	22.883	2:19.096	37	26.936	2:12.942	211	37.733	2:16.921	27	1:32.828	2:13.939
211	14.289	2:31.814	37	24.470	2:24.462	211	31.477	2:19.070	27	1:30.012	2:14.458			
27	1:14.942	3:32.467 P	27	1:21.655	2:17.215	27	1:26.219	2:15.040						

BRSCC TCR UK Race Weekend - Snetterton

Demon Tweeks Audi TT Cup Championship

RACE 3 - LAP CHART

LAP 6 @ 13:40:04.690			LAP 7 @ 13:42:15.888		
NO	BEHIND	LAP TIME	NO	BEHIND	LAP TIME
45		2:11.120	45		2:11.198
6	3.402	2:11.215	6	3.713	2:11.509
51	6.530	2:11.185	51	6.903	2:11.571
15	6.924	2:11.250	15	7.161	2:11.435
11	7.717	2:11.324	11	7.796	2:11.277
77	9.641	2:11.951	77	10.238	2:11.795
25	14.560	2:12.575	25	15.966	2:12.604
33	17.144	2:13.645	33	19.646	2:13.700
99	18.981	2:13.818	99	21.351	2:13.568
73	20.941	2:12.119	72	21.521	2:11.198
72	21.521	2:11.705	73	21.968	2:12.225
19	23.171	2:13.518	22	25.044	2:13.023
22	23.218	2:13.009	5	26.343	2:13.319
5	24.222	2:13.584	21	27.388	2:13.244
196	25.075	2:13.726	44	28.289	2:13.696
21	25.342	2:14.169	101	28.913	2:13.555
44	25.791	2:13.929	87	29.543	2:14.517
87	26.224	2:13.360	52	30.463	2:13.717
101	26.556	2:12.680	47	33.640	2:13.909
52	27.944	2:13.053	37	34.574	2:12.645
47	30.929	2:13.239	48	41.571	2:17.442
37	33.127	2:13.151	24	48.607	2:15.862
48	35.327	2:18.192	19	52.195	2:40.222
24	43.943	2:15.349	454	56.643	2:12.252
211	52.820	2:17.500	211	1:00.700	2:19.078
454	55.589	2:12.928	27	1:48.976	2:24.091
27	1:36.083	2:14.375			

BRSCC TCR UK Race Weekend - Snetterton

Demon Tweaks Audi TT Cup Championship

RACE 3 - POSITION CHART

No	Name	Lap Pos	Lap						
			1	2	3	4	5	6	7
99	BOSTON	1	45	45	45	45	45	45	45
45	SWIFT	2	99	6	6	6	6	6	6
72	LUFF	3	6	15	51	51	51	51	51
6	BURNS	4	19	51	15	15	15	15	15
19	YARDLEY-ROSE	5	15	11	11	11	11	11	11
15	DYER	6	51	99	77	77	77	77	77
51	HANDLEY	7	11	77	99	25	25	25	25
77	FODEN	8	77	19	25	99	33	33	33
11	BLAIR	9	25	25	19	33	99	99	99
73	MAKAR	10	48	48	33	19	73	73	72
22	PELOSI	11	5	33	73	73	19	72	73
48	STACEY	12	33	22	22	22	72	19	22
25	HOBSON	13	73	73	48	454	22	22	5
196	BRADY	14	22	5	5	5	5	5	21
5	MEAGHER	15	38	52	454	52	21	196	44
38	WROOT	16	52	38	52	72	196	21	101
454	EDGE CUMBE	17	196	454	21	21	44	44	87
44	BUDD	18	21	21	38	196	87	87	52
52	LUTI	19	44	196	44	44	101	101	47
21	SMITH	20	37	44	72	87	52	52	37
87	KAYLOR	21	454	87	196	48	48	47	48
33	BOOTH	22	87	72	87	101	47	37	24
37	ROBB	23	9	101	101	9	37	48	19
101	LIDLAW	24	101	9	9	47	24	24	454
47	BUDD	25	24	24	47	24	211	211	211
9	WILLIAMS	26	47	47	24	37	454	454	27
24	SAVAGE	27	72	211	37	211	27	27	
211	SMITH	28	211	37	211	27			
27	GRICE	29	27	27	27				

BRSCC TCR UK Race Weekend - Snetterton

Demon Tweaks Audi TT Cup Championship

RACE 3 - LAP ANALYSIS

DIFF = Difference To Personal Best Lap

P1 45 Carl SWIFT				
LAP	LAP TIME	DIFF	MPH	TIME OF DAY
1 -	2:17.525	7.049	77.71	13:29:10.804
2 -	2:10.502 (2)	0.026	81.89	13:31:21.306
3 -	2:10.476 (1)		81.91	13:33:31.782
4 -	2:10.665 (3)	0.189	81.79	13:35:42.447
5 -	2:11.123	0.647	81.51	13:37:53.570
6 -	2:11.120	0.644	81.51	13:40:04.690
7 -	2:11.198	0.722	81.46	13:42:15.888

P2 6 Bradley BURNS				
LAP	LAP TIME	DIFF	MPH	TIME OF DAY
1 -	2:19.704	9.206	76.50	13:29:12.983
2 -	2:11.516	1.018	81.26	13:31:24.499
3 -	2:10.498 (1)		81.90	13:33:34.997
4 -	2:10.805 (2)	0.307	81.71	13:35:45.802
5 -	2:11.075 (3)	0.577	81.54	13:37:56.877
6 -	2:11.215	0.717	81.45	13:40:08.092
7 -	2:11.509	1.011	81.27	13:42:19.601

P3 51 Luke HANDLEY				
LAP	LAP TIME	DIFF	MPH	TIME OF DAY
1 -	2:21.002	9.985	75.80	13:29:14.281
2 -	2:11.901	0.884	81.03	13:31:26.182
3 -	2:11.462	0.445	81.30	13:33:37.644
4 -	2:11.374 (3)	0.357	81.35	13:35:49.018
5 -	2:11.017 (1)		81.57	13:38:00.035
6 -	2:11.185 (2)	0.168	81.47	13:40:11.220
7 -	2:11.571	0.554	81.23	13:42:22.791

P4 15 Andrew DYER				
LAP	LAP TIME	DIFF	MPH	TIME OF DAY
1 -	2:20.682	9.619	75.97	13:29:13.961
2 -	2:11.633	0.570	81.19	13:31:25.594
3 -	2:12.556	1.493	80.63	13:33:38.150
4 -	2:11.151 (2)	0.088	81.49	13:35:49.301
5 -	2:11.063 (1)		81.54	13:38:00.364
6 -	2:11.250 (3)	0.187	81.43	13:40:11.614
7 -	2:11.435	0.372	81.31	13:42:23.049

P5 11 Adam BLAIR				
LAP	LAP TIME	DIFF	MPH	TIME OF DAY
1 -	2:21.917	10.845	75.31	13:29:15.196
2 -	2:12.224	1.152	80.83	13:31:27.420
3 -	2:11.320	0.248	81.38	13:33:38.740
4 -	2:11.271 (2)	0.199	81.41	13:35:50.011
5 -	2:11.072 (1)		81.54	13:38:01.083
6 -	2:11.324	0.252	81.38	13:40:12.407
7 -	2:11.277 (3)	0.205	81.41	13:42:23.684

P6 77 Steve FODEN				
LAP	LAP TIME	DIFF	MPH	TIME OF DAY
1 -	2:22.503	11.502	75.00	13:29:15.782
2 -	2:13.046	2.045	80.33	13:31:28.828
3 -	2:11.001 (1)		81.58	13:33:39.829
4 -	2:11.314 (3)	0.313	81.39	13:35:51.143
5 -	2:11.237 (2)	0.236	81.44	13:38:02.380
6 -	2:11.951	0.950	81.00	13:40:14.331
7 -	2:11.795	0.794	81.09	13:42:26.126

DIFF = Difference To Personal Best Lap

P7 25 Danny HOBSON				
LAP	LAP TIME	DIFF	MPH	TIME OF DAY
1 -	2:23.580	11.557	74.43	13:29:16.859
2 -	2:12.491 (3)	0.468	80.67	13:31:29.350
3 -	2:12.268 (2)	0.245	80.80	13:33:41.618
4 -	2:13.034	1.011	80.34	13:35:54.652
5 -	2:12.023 (1)		80.95	13:38:06.675
6 -	2:12.575	0.552	80.61	13:40:19.250
7 -	2:12.604	0.581	80.60	13:42:31.854

P8 33 Patrick BOOTH				
LAP	LAP TIME	DIFF	MPH	TIME OF DAY
1 -	2:24.923	13.506	73.74	13:29:18.202
2 -	2:12.692 (3)	1.275	80.54	13:31:30.894
3 -	2:13.298	1.881	80.18	13:33:44.192
4 -	2:12.580 (2)	1.163	80.61	13:35:56.772
5 -	2:11.417 (1)		81.32	13:38:08.189
6 -	2:13.645	2.228	79.97	13:40:21.834
7 -	2:13.700	2.283	79.94	13:42:35.534

P9 99 Rob BOSTON				
LAP	LAP TIME	DIFF	MPH	TIME OF DAY
1 -	2:19.316	6.057	76.71	13:29:12.595
2 -	2:15.494	2.235	78.88	13:31:28.089
3 -	2:13.259 (1)		80.20	13:33:41.348
4 -	2:14.442	1.183	79.49	13:35:55.790
5 -	2:14.063	0.804	79.72	13:38:09.853
6 -	2:13.818 (3)	0.559	79.87	13:40:23.671
7 -	2:13.568 (2)	0.309	80.01	13:42:37.239

P10 72 Matt LUFF				
LAP	LAP TIME	DIFF	MPH	TIME OF DAY
1 -	2:30.277	19.079	71.12	13:29:23.556
2 -	2:12.962	1.764	80.38	13:31:36.518
3 -	2:12.181 (3)	0.983	80.85	13:33:48.699
4 -	2:12.521	1.323	80.65	13:36:01.220
5 -	2:13.286	2.088	80.18	13:38:14.506
6 -	2:11.705 (2)	0.507	81.15	13:40:26.211
7 -	2:11.198 (1)		81.46	13:42:37.409

P11 73 Ross MAKAR				
LAP	LAP TIME	DIFF	MPH	TIME OF DAY
1 -	2:25.295	13.176	73.56	13:29:18.574
2 -	2:13.117 (3)	0.998	80.29	13:31:31.691
3 -	2:13.232	1.113	80.22	13:33:44.923
4 -	2:14.589	2.470	79.41	13:35:59.512
5 -	2:14.000	1.881	79.76	13:38:13.512
6 -	2:12.119 (1)		80.89	13:40:25.631
7 -	2:12.225 (2)	0.106	80.83	13:42:37.856

P12 22 Jason PELOSI				
LAP	LAP TIME	DIFF	MPH	TIME OF DAY
1 -	2:25.443	12.824	73.48	13:29:18.722
2 -	2:12.619 (1)		80.59	13:31:31.341
3 -	2:13.867	1.248	79.84	13:33:45.208
4 -	2:14.350	1.731	79.55	13:35:59.558
5 -	2:15.340	2.721	78.97	13:38:14.899
6 -	2:13.009 (2)	0.390	80.35	13:40:27.908
7 -	2:13.023 (3)	0.404	80.34	13:42:40.932

BRSCC TCR UK Race Weekend - Snetterton

Demon Tweaks Audi TT Cup Championship

RACE 3 - LAP ANALYSIS

DIFF = Difference To Personal Best Lap

P13 5 Sam MEAGHER				
LAP	LAP TIME	DIFF	MPH	TIME OF DAY
1 -	2:24.858	11.577	73.78	13:29:18.137
2 -	2:14.276	0.995	79.59	13:31:32.413
3 -	2:13.281 (1)		80.19	13:33:45.694
4 -	2:14.463	1.182	79.48	13:36:00.157
5 -	2:15.171	1.890	79.07	13:38:15.328
6 -	2:13.584 (3)	0.303	80.01	13:40:28.912
7 -	2:13.319 (2)	0.038	80.16	13:42:42.231

P14 21 Sean SMITH				
LAP	LAP TIME	DIFF	MPH	TIME OF DAY
1 -	2:27.765	15.726	72.33	13:29:21.044
2 -	2:14.132 (3)	2.093	79.68	13:31:35.176
3 -	2:12.039 (1)		80.94	13:33:47.215
4 -	2:14.171	2.132	79.66	13:36:01.386
5 -	2:14.477	2.438	79.47	13:38:15.863
6 -	2:14.169	2.130	79.66	13:40:30.032
7 -	2:13.244 (2)	1.205	80.21	13:42:43.276

P15 44 Charles BUDD				
LAP	LAP TIME	DIFF	MPH	TIME OF DAY
1 -	2:27.901	15.332	72.26	13:29:21.180
2 -	2:14.697	2.128	79.34	13:31:35.877
3 -	2:12.569 (1)		80.62	13:33:48.446
4 -	2:14.239	1.670	79.61	13:36:02.685
5 -	2:13.867 (3)	1.298	79.84	13:38:16.552
6 -	2:13.929	1.360	79.80	13:40:30.481
7 -	2:13.696 (2)	1.127	79.94	13:42:44.177

P16 101 Sam LAIDLAW				
LAP	LAP TIME	DIFF	MPH	TIME OF DAY
1 -	2:29.515	16.992	71.48	13:29:22.794
2 -	2:15.771	3.248	78.72	13:31:38.565
3 -	2:14.915	2.392	79.22	13:33:53.480
4 -	2:12.563 (2)	0.040	80.62	13:36:06.043
5 -	2:12.523 (1)		80.65	13:38:18.566
6 -	2:12.680 (3)	0.157	80.55	13:40:31.246
7 -	2:13.555	1.032	80.02	13:42:44.801

P17 87 Brad KAYLOR				
LAP	LAP TIME	DIFF	MPH	TIME OF DAY
1 -	2:28.561	15.787	71.94	13:29:21.840
2 -	2:14.507	1.733	79.46	13:31:36.347
3 -	2:13.919 (3)	1.145	79.81	13:33:50.266
4 -	2:12.774 (1)		80.49	13:36:03.040
5 -	2:14.514	1.740	79.45	13:38:17.554
6 -	2:13.360 (2)	0.586	80.14	13:40:30.914
7 -	2:14.517	1.743	79.45	13:42:45.431

P18 52 Paul LUTI				
LAP	LAP TIME	DIFF	MPH	TIME OF DAY
1 -	2:27.173	14.135	72.62	13:29:20.452
2 -	2:13.038 (1)		80.33	13:31:33.490
3 -	2:13.533 (3)	0.495	80.04	13:33:47.023
4 -	2:14.031	0.993	79.74	13:36:01.054
5 -	2:18.527	5.489	77.15	13:38:19.581
6 -	2:13.053 (2)	0.015	80.32	13:40:32.634
7 -	2:13.717	0.679	79.93	13:42:46.351

DIFF = Difference To Personal Best Lap

P19 47 Daniel BUDD				
LAP	LAP TIME	DIFF	MPH	TIME OF DAY
1 -	2:29.961	16.830	71.27	13:29:23.240
2 -	2:16.366	3.235	78.37	13:31:39.606
3 -	2:15.890	2.759	78.65	13:33:55.496
4 -	2:13.131 (1)		80.28	13:36:08.627
5 -	2:13.753 (3)	0.622	79.90	13:38:22.380
6 -	2:13.239 (2)	0.108	80.21	13:40:35.619
7 -	2:13.909	0.778	79.81	13:42:49.528

P20 37 David ROBB				
LAP	LAP TIME	DIFF	MPH	TIME OF DAY
1 -	2:28.035	15.390	72.19	13:29:21.314
2 -	2:24.462	11.817	73.98	13:31:45.776
3 -	2:12.942 (3)	0.297	80.39	13:33:58.718
4 -	2:12.720 (2)	0.075	80.53	13:36:11.438
5 -	2:13.228	0.583	80.22	13:38:24.666
6 -	2:13.151	0.506	80.27	13:40:37.817
7 -	2:12.645 (1)		80.57	13:42:50.462

P21 48 William STACEY				
LAP	LAP TIME	DIFF	MPH	TIME OF DAY
1 -	2:24.750	12.942	73.83	13:29:18.029
2 -	2:11.808 (1)		81.08	13:31:29.837
3 -	2:15.675 (2)	3.867	78.77	13:33:45.512
4 -	2:19.154	7.346	76.80	13:36:04.666
5 -	2:17.159 (3)	5.351	77.92	13:38:21.825
6 -	2:18.192	6.384	77.34	13:40:40.017
7 -	2:17.442	5.634	77.76	13:42:57.459

P22 24 Paul SAVAGE				
LAP	LAP TIME	DIFF	MPH	TIME OF DAY
1 -	2:29.535	14.527	71.47	13:29:22.814
2 -	2:16.298	1.290	78.41	13:31:39.112
3 -	2:17.160	2.152	77.92	13:33:56.272
4 -	2:15.008 (1)		79.16	13:36:11.280
5 -	2:22.004	6.996	75.26	13:38:33.284
6 -	2:15.349 (2)	0.341	78.96	13:40:48.633
7 -	2:15.862 (3)	0.854	78.66	13:43:04.495

P23 19 Harry YARDLEY-ROSE				
LAP	LAP TIME	DIFF	MPH	TIME OF DAY
1 -	2:20.360	6.842	76.14	13:29:13.639
2 -	2:15.546	2.028	78.85	13:31:29.185
3 -	2:14.482 (2)	0.964	79.47	13:33:43.667
4 -	2:15.654	2.136	78.78	13:35:59.321
5 -	2:15.022 (3)	1.504	79.15	13:38:14.343
6 -	2:13.518 (1)		80.04	13:40:27.861
7 -	2:40.222	26.704	66.70	13:43:08.083

P24 454 Ryan EDGECEMBE				
LAP	LAP TIME	DIFF	MPH	TIME OF DAY
1 -	2:28.206	16.505	72.11	13:29:21.485
2 -	2:13.181	1.480	80.25	13:31:34.666
3 -	2:11.701 (1)		81.15	13:33:46.367
4 -	2:13.447	1.746	80.09	13:35:59.814
5 -	2:47.537	35.836	63.79	13:38:47.351
6 -	2:12.928 (3)	1.227	80.40	13:41:00.279
7 -	2:12.252 (2)	0.551	80.81	13:43:12.531

BRSCC TCR UK Race Weekend - Snetterton

Demon Tweaks Audi TT Cup Championship

RACE 3 - LAP ANALYSIS

DIFF = Difference To Personal Best Lap

P25 211 Ruby SMITH				
LAP	LAP TIME	DIFF	MPH	TIME OF DAY
1 -	2:31.814	14.893	70.40	13:29:25.093
2 -	2:19.096	2.175	76.83	13:31:44.189
3 -	2:19.070 (3)	2.149	76.85	13:34:03.259
4 -	2:16.921 (1)		78.06	13:36:20.180
5 -	2:19.830	2.909	76.43	13:38:40.010
6 -	2:17.500 (2)	0.579	77.73	13:40:57.510
7 -	2:19.078	2.157	76.84	13:43:16.588

P26 27 Mark GRICE				
LAP	LAP TIME	DIFF	MPH	TIME OF DAY
1 -	3:32.467 P	1:18.528	50.30	13:30:25.746
2 -	2:17.215	3.276	77.89	13:32:42.961
3 -	2:15.040	1.101	79.14	13:34:58.001
4 -	2:14.458 (3)	0.519	79.49	13:37:12.459
5 -	2:13.939 (1)		79.79	13:39:26.398
6 -	2:14.375 (2)	0.436	79.53	13:41:40.773
7 -	2:24.091	10.152	74.17	13:44:04.864

P27 196 Nick BRADY				
LAP	LAP TIME	DIFF	MPH	TIME OF DAY
1 -	2:27.315	14.653	72.55	13:29:20.594
2 -	2:15.020	2.358	79.15	13:31:35.614
3 -	2:13.855 (3)	1.193	79.84	13:33:49.469
4 -	2:12.662 (1)		80.56	13:36:02.131
5 -	2:13.908	1.246	79.81	13:38:16.039
6 -	2:13.726 (2)	1.064	79.92	13:40:29.765

P28 9 Jonathan WILLIAMS				
LAP	LAP TIME	DIFF	MPH	TIME OF DAY
1 -	2:29.151	15.165	71.65	13:29:22.430
2 -	2:16.466 (3)	2.480	78.32	13:31:38.896
3 -	2:15.358 (2)	1.372	78.96	13:33:54.254
4 -	2:13.986 (1)		79.77	13:36:08.240

P29 38 Morgan WROOT				
LAP	LAP TIME	DIFF	MPH	TIME OF DAY
1 -	2:27.034 (3)	13.584	72.69	13:29:20.313
2 -	2:14.127 (2)	0.677	79.68	13:31:34.440
3 -	2:13.450 (1)		80.09	13:33:47.890

BRSCC TCR UK Race Weekend - Snetterton
Demon Tweaks Audi TT Cup Championship
RACE 3 - STATISTICS

Competitors Started 29
Planned Start 2024-05-18 @ 13:30:00.000
Actual Start 2024-05-18 @ 13:26:53.278
Finish Time 2024-05-18 @ 13:42:14.089
Track Length 2.9689mi.
Total Laps 195
Total Distance Covered 578.9377mi.

Session Fastest Lap History

NO	CL	NAME	LAP TIME	TIME OF DAY	LAP	VEHICLE
45		Carl SWIFT	2:17.525	13:29:10.814	1	Audi TT 2.0 TFSI
45		Carl SWIFT	2:10.502	13:31:21.317	2	Audi TT 2.0 TFSI
45		Carl SWIFT	2:10.476	13:33:31.792	3	Audi TT 2.0 TFSI

Session Leader History

NO	CL	NAME	FROM LAP	LAPS LED	DISTANCE	VEHICLE
45		Carl SWIFT	1	7	20.78 miles	Audi TT 2.0 TFSI

Flag History

TYPE	TIME OF DAY
GREEN	13:26:53.278
FINISH	13:42:14.089

Flag Statistics

TYPE	COUNT	TOTAL LAPS	TOTAL TIME
Green	1	7	17:21.515
Red	0	0	0.000
Safety Car	0	0	0.000
FCY	0	0	0.000

BRSCC TCR UK Race Weekend - Snetterton
Demon Tweaks Audi TT Cup Championship
RACE 3 - STATISTICS

CLASS :

25 Starters

Fastest Lap History

NO	NAME	LAP TIME	TIME OF DAY	LAP	VEHICLE
45	Carl SWIFT	2:17.525	13:29:10.814	1	Audi TT 2.0 TFSI
45	Carl SWIFT	2:10.502	13:31:21.317	2	Audi TT 2.0 TFSI
45	Carl SWIFT	2:10.476	13:33:31.792	3	Audi TT 2.0 TFSI

Leader History

NO	NAME	FROM LAP	LAPS LED	DISTANCE	VEHICLE
45	Carl SWIFT	1	7	20.78 miles	Audi TT 2.0 TFSI

BRSCC TCR UK Race Weekend - Snetterton
Demon Tweaks Audi TT Cup Championship
RACE 3 - STATISTICS

CLASS : (M)

4 Starters

Fastest Lap History

NO	NAME	LAP TIME	TIME OF DAY	LAP	VEHICLE
33	Patrick BOOTH	2:24.923	13:29:18.110	1	Audi TT 2.0 TFSI
33	Patrick BOOTH	2:12.692	13:31:30.903	2	Audi TT 2.0 TFSI
21	Sean SMITH	2:12.039	13:33:47.151	3	Audi TT 2.0 TFSI
33	Patrick BOOTH	2:11.417	13:38:08.197	5	Audi TT 2.0 TFSI

Leader History


NO	NAME	FROM LAP	LAPS LED	DISTANCE	VEHICLE
33	Patrick BOOTH	1	7	20.78 miles	Audi TT 2.0 TFSI

BRSCC TCR UK Race Weekend - Snetterton
Demon Tweaks Audi TT Cup Championship
RACE 8 - GRID (15 minutes) - AMENDED

brsc
DRIVEN BY RACING

TT Cup
AUDI TT CUP RACING

**demon
tweaks**

ROW 15	29	19 Harry YARDLEY-ROSE	
ROW 14		27 9 Jonathan WILLIAMS	28 38 Morgan WROOT
ROW 13	25	27 Mark GRICE	26 196 Nick BRADY
ROW 12		23 454 Ryan EDGE CUMBE	24 211 Ruby SMITH
ROW 11	21	48 William STACEY	22 24 Paul SAVAGE
ROW 10		19 47 Daniel BUDD	20 37 David ROBB
ROW 9	17	87 Brad KAYLOR	18 52 Paul LUTI
ROW 8		15 44 Charles BUDD	16 101 Sam LAIDLAW
ROW 7	13	5 Sam MEAGHER	14 21 Sean SMITH
ROW 6		11 73 Ross MAKAR	12 22 Jason PELOSI
ROW 5	9	99 Rob BOSTON	10 72 Matt LUFF
ROW 4		7 25 Danny HOBSON	8 33 Patrick BOOTH
ROW 3	5	11 Adam BLAIR	6 77 Steve FODEN
ROW 2		3 51 Luke HANDLEY	4 15 Andrew DYER
ROW 1	1	45 Carl SWIFT	2 6 Bradley BURNS
Pole			
			

Comments:
 Car 19 - 2x 5 grid penalties applied for causing a collision Q12.21.4

These results are provisional until the conclusion of any judicial and technical matters.

Snetterton 300: 2.9689 miles

Clerk Of Course: Paul Levitt	Stewards:	Timekeeper: Rob Cook	
------------------------------	-----------	----------------------	---

Results can be found at www.tsl-timing.com


Printed - 15:55 Saturday, 18 May 2024

BRSCC TCR UK Race Weekend - Snetterton
Demon Tweaks Audi TT Cup Championship
RACE 8 - GRID (15 minutes)

brsc
DRIVEN BY RACING

TT Cup
AUDI TT CUP RACING

**demon
tweaks**

ROW 15	29	38 Morgan WROOT	
ROW 14		27 196 Nick BRADY	28 9 Jonathan WILLIAMS
ROW 13	25	211 Ruby SMITH	26 27 Mark GRICE
ROW 12		23 19 Harry YARDLEY-ROSE	24 454 Ryan EDGE CUMBE
ROW 11	21	48 William STACEY	22 24 Paul SAVAGE
ROW 10		19 47 Daniel BUDD	20 37 David ROBB
ROW 9	17	87 Brad KAYLOR	18 52 Paul LUTI
ROW 8		15 44 Charles BUDD	16 101 Sam LAIDLAW
ROW 7	13	5 Sam MEAGHER	14 21 Sean SMITH
ROW 6		11 73 Ross MAKAR	12 22 Jason PELOSI
ROW 5	9	99 Rob BOSTON	10 72 Matt LUFF
ROW 4		7 25 Danny HOBSON	8 33 Patrick BOOTH
ROW 3	5	11 Adam BLAIR	6 77 Steve FODEN
ROW 2		3 51 Luke HANDLEY	4 15 Andrew DYER
ROW 1	1	45 Carl SWIFT	2 6 Bradley BURNS
Pole			
			

These results are provisional until the conclusion of any judicial and technical matters.

Snetterton 300: 2.9689 miles

Clerk Of Course: Paul Levitt

Stewards:

Timekeeper: Rob Cook



Results can be found at www.tsl-timing.com

Printed - 13:49 Saturday, 18 May 2024

BRSCC TCR UK Race Weekend - Snetterton

Demon Tweaks Audi TT Cup Championship

RACE 8 - CLASSIFICATION

Race Distance: 7 Laps / 20.78 miles

brscc
DRIVEN BY RACINGTT Cup
AUDI TT CUP RACINGdemon
tweaks

POS	NO	CL	PIC	NAME	ENTRY	LAPS	TIME	GAP	DIFF	MPH	BEST	ON	GRD	↑↓
1	45		1	Carl SWIFT	Audi TT 2.0 TFSI	7	15:22.403			81.11	2:10.465	3	1	0
2	6		2	Bradley BURNS	Audi TT 2.0 TFSI	7	15:22.818	0.415	0.415	81.07	2:10.418	7	2	0
3	15		3	Andrew DYER	Audi TT 2.0 TFSI	7	15:24.500	2.097	1.682	80.92	2:10.807	4	4	1
4	72		4	Matt LUFF	Audi TT 2.0 TFSI	7	15:26.343	3.940	1.843	80.76	2:10.525	4	10	6
5	51		5	Luke HANDLEY	Audi TT 2.0 TFSI	7	15:27.483	5.080	1.140	80.66	2:10.935	6	3	-2
6	11		6	Adam BLAIR	Audi TT 2.0 TFSI	7	15:30.738	8.335	3.255	80.38	2:10.983	3	5	-1
7	77		7	Steve FODEN	Audi TT 2.0 TFSI	7	15:31.564	9.161	0.826	80.31	2:11.107	4	6	-1
8	99		8	Rob BOSTON	Audi TT 2.0 TFSI	7	15:31.895	9.492	0.331	80.28	2:11.102	4	9	1
9	73		9	Ross MAKAR	Audi TT 2.0 TFSI	7	15:33.181	10.778	1.286	80.17	2:11.239	3	11	2
10	22		10	Jason PELOSI	Audi TT 2.0 TFSI	7	15:33.536	11.133	0.355	80.14	2:11.222	3	12	2
11	48		11	William STACEY	Audi TT 2.0 TFSI	7	15:33.852	11.449	0.316	80.11	2:10.583	7	21	10
12	33 (M)		1	Patrick BOOTH	Audi TT 2.0 TFSI	7	15:43.012	20.609	9.160	79.33	2:12.389	2	8	-4
13	21 (M)		2	Sean SMITH	Audi TT 2.0 TFSI	7	15:43.595	21.192	0.583	79.28	2:12.287	4	14	1
14	52		12	Paul LUTI	Audi TT 2.0 TFSI	7	15:45.680	23.277	2.085	79.11	2:12.058	4	18	4
15	5		13	Sam MEAGHER	Audi TT 2.0 TFSI	7	15:46.097	23.694	0.417	79.07	2:12.481	4	13	-2
16	19		14	Harry YARDLEY-ROSE	Audi TT 2.0 TFSI	7	15:46.385	23.982	0.288	79.05	2:12.119	3	29	13
17	25		15	Danny HOBSON	Audi TT 2.0 TFSI	7	15:47.514	25.111	1.129	78.96	2:12.681	3	7	-10
18	37		16	David ROBB	Audi TT 2.0 TFSI	7	15:47.769	25.366	0.255	78.93	2:12.399	4	20	2
19	454		17	Ryan EDGE CUMBE	Audi TT 2.0 TFSI	7	15:48.644	26.241	0.875	78.86	2:11.225	6	23	4
20	101		18	Sam LAIDLAW	Audi TT 2.0 TFSI	7	15:49.142	26.739	0.498	78.82	2:12.694	6	16	-4
21	44		19	Charles BUDD	Audi TT 2.0 TFSI	7	15:50.065	27.662	0.923	78.74	2:12.671	3	15	-6
22	38*		20	Morgan WROOT	Audi TT 2.0 TFSI	7	15:50.845	28.442	0.780	78.68	2:11.555	5	28	6
23	87		21	Brad KAYLOR	Audi TT 2.0 TFSI	7	15:53.893	31.490	3.048	78.43	2:12.871	3	17	-6
24	9 (M)		3	Jonathan WILLIAMS	Audi TT 2.0 TFSI	7	15:54.276	31.873	0.383	78.40	2:12.439	5	27	3
25	196		22	Nick BRADY	Audi TT 2.0 TFSI	7	15:54.764	32.361	0.488	78.36	2:12.452	6	26	1
26	47*		23	Daniel BUDD	Audi TT 2.0 TFSI	7	16:04.574	42.171	9.810	77.56	2:13.542	6	19	-7
27	24 (M)		4	Paul SAVAGE	Audi TT 2.0 TFSI	7	16:09.211	46.808	4.637	77.19	2:14.716	5	22	-5
28	27		24	Mark GRICE	Audi TT 2.0 TFSI	7	16:15.557	53.154	6.346	76.69	2:15.587	7	25	-3
29	211*		25	Ruby SMITH	Audi TT 2.0 TFSI	7	16:21.884	59.481	6.327	76.19	2:16.445	4	24	-5

FASTEST LAP

6	Bradley BURNS	Audi TT 2.0 TFSI	7	2:10.418	81.95 mph	131.88 kph
21 (M)	Sean SMITH	Audi TT 2.0 TFSI	4	2:12.287	80.79 mph	130.02 kph

Comments:

Cars 22, 47, 99 - still no working transponder. Q12.8.1 applies

Cars 38, 47, 211 - 5 second penalty applied for exceeding track limits

Weather / Track : Cloudy / Dry

Date: 18/05/2024 Start: 18:10 Finish: 18:25

These results are provisional until the conclusion of any judicial and technical matters.

Snetterton 300: 2.9689 miles

Clerk Of Course: Paul Levitt

Stewards:

Timekeeper: Rob Cook

Results can be found at www.tsl-timing.com

Printed - 18:31 Saturday, 18 May 2024

BRSCC TCR UK Race Weekend - Snetterton

Demon Tweaks Audi TT Cup Championship

RACE 8 - LAP CHART

LAP 1 @ 18:12:29.914			LAP 2 @ 18:14:40.908			LAP 3 @ 18:16:51.373			LAP 4 @ 18:19:02.344			LAP 5 @ 18:21:12.973		
NO	BEHIND	LAP TIME	NO	BEHIND	LAP TIME	NO	BEHIND	LAP TIME	NO	BEHIND	LAP TIME	NO	BEHIND	LAP TIME
45		2:17.861	45		2:10.994	45		2:10.465	45		2:10.971	45		2:10.629
6	0.370	2:18.231	6	0.373	2:10.997	6	0.660	2:10.752	6	0.203	2:10.514	6	0.622	2:11.048
15	0.749	2:18.610	15	0.849	2:11.094	15	1.299	2:10.915	15	1.135	2:10.807	15	1.378	2:10.872
51	1.400	2:19.261	51	2.238	2:11.832	51	3.070	2:11.297	72	3.416	2:10.525	72	3.588	2:10.801
72	3.686	2:21.547	72	3.587	2:10.895	72	3.862	2:10.740	51	3.915	2:11.816	51	4.437	2:11.151
11	4.308	2:22.169	11	4.608	2:11.294	11	5.126	2:10.983	11	5.264	2:11.109	11	6.621	2:11.986
99	5.309	2:23.170	99	5.688	2:11.373	99	6.489	2:11.266	99	6.620	2:11.102	77	7.603	2:11.239
77	5.641	2:23.502	77	6.061	2:11.414	77	6.857	2:11.261	77	6.993	2:11.107	99	8.050	2:12.059
73	6.170	2:24.031	73	6.633	2:11.457	73	7.407	2:11.239	73	7.868	2:11.432	73	8.801	2:11.562
22	6.464	2:24.325	22	7.413	2:11.943	22	8.170	2:11.222	22	8.444	2:11.245	22	9.688	2:11.873
33	7.162	2:25.023	33	8.557	2:12.389	33	10.761	2:12.669	48	10.984	2:10.819	48	11.556	2:11.201
21	7.428	2:25.289	21	9.045	2:12.611	48	11.136	2:10.976	33	12.691	2:12.901	33	15.155	2:13.093
25	7.623	2:25.484	48	10.625	2:13.602	21	12.228	2:13.648	21	13.544	2:12.287	21	16.034	2:13.119
52	7.755	2:25.616	5	11.387	2:13.986	52	13.537	2:12.317	52	14.624	2:12.058	52	16.421	2:12.426
48	8.017	2:25.878	52	11.685	2:14.924	5	14.354	2:13.432	5	15.864	2:12.481	38	17.220	2:11.555
5	8.395	2:26.256	25	12.562	2:15.933	25	14.778	2:12.681	38	16.294	2:12.040	5	18.292	2:13.057
44	8.923	2:26.784	38	12.754	2:13.491	38	15.225	2:12.936	25	17.420	2:13.613	25	19.997	2:13.206
101	9.693	2:27.554	44	13.476	2:15.547	44	15.682	2:12.671	44	18.051	2:13.340	19	20.466	2:12.756
87	10.126	2:27.987	87	14.083	2:14.951	87	16.489	2:12.871	19	18.339	2:12.360	44	21.142	2:13.720
37	10.146	2:28.007	101	14.356	2:15.657	101	16.786	2:12.895	37	19.091	2:12.399	37	21.388	2:12.926
38	10.257	2:28.118	37	14.623	2:15.471	19	16.950	2:12.119	101	19.542	2:13.727	101	22.032	2:13.119
196	10.716	2:28.577	19	15.296	2:14.795	37	17.663	2:13.505	87	21.244	2:15.726	454	23.748	2:12.840
47	10.862	2:28.723	47	16.020	2:16.152	454	20.182	2:13.139	454	21.537	2:12.326	87	25.095	2:14.480
19	11.495	2:29.356	196	16.200	2:16.478	47	21.137	2:15.582	9	24.983	2:12.969	9	26.793	2:12.439
9	11.860	2:29.721	9	16.715	2:15.849	24	22.317	2:15.418	47	25.381	2:15.215	196	28.585	2:13.357
24	12.317	2:30.178	24	17.364	2:16.041	196	22.607	2:16.872	196	25.857	2:14.221	47	30.037	2:15.285
454	13.144	2:31.005	454	17.508	2:15.358	9	22.985	2:16.735	211	31.457	2:16.445	211	37.942	2:17.114
211	13.189	2:31.050	211	19.631	2:17.436	211	25.983	2:16.817	24	34.162	2:22.816	24	38.249	2:14.716
27	13.358	2:31.219	27	22.979	2:20.615	27	29.992	2:17.478	27	37.059	2:18.038	27	43.396	2:16.966

BRSCC TCR UK Race Weekend - Snetterton

Demon Tweeks Audi TT Cup Championship

RACE 8 - LAP CHART

LAP 6 @ 18:23:23.979			LAP 7 @ 18:25:34.456		
NO	BEHIND	LAP TIME	NO	BEHIND	LAP TIME
45		2:11.006	45		2:10.477
6	0.474	2:10.858	6	0.415	2:10.418
15	1.238	2:10.866	15	2.097	2:11.336
72	3.475	2:10.893	72	3.940	2:10.942
51	4.366	2:10.935	51	5.080	2:11.191
11	7.305	2:11.690	11	8.335	2:11.507
77	7.823	2:11.226	77	9.161	2:11.815
99	8.363	2:11.319	99	9.492	2:11.606
73	9.451	2:11.656	73	10.778	2:11.804
22	9.969	2:11.287	22	11.133	2:11.641
48	11.343	2:10.793	48	11.449	2:10.583
33	17.621	2:13.472	33	20.609	2:13.465
21	18.396	2:13.368	21	21.192	2:13.273
52	19.016	2:13.601	52	23.277	2:14.738
38	19.247	2:13.033	38	23.442	2:14.672
5	20.049	2:12.763	5	23.694	2:14.122
19	21.641	2:12.181	19	23.982	2:12.818
25	22.495	2:13.504	25	25.111	2:13.093
44	23.036	2:12.900	37	25.366	2:12.670
37	23.173	2:12.791	454	26.241	2:12.751
101	23.720	2:12.694	101	26.739	2:13.496
454	23.967	2:11.225	44	27.662	2:15.103
87	28.088	2:13.999	87	31.490	2:13.879
9	28.643	2:12.856	9	31.873	2:13.707
196	30.031	2:12.452	196	32.361	2:12.807
47	32.573	2:13.542	47	37.171	2:15.075
24	42.153	2:14.910	24	46.808	2:15.132
211	46.386	2:19.450	27	53.154	2:15.587
27	48.044	2:15.654	211	54.481	2:18.572

BRSCC TCR UK Race Weekend - Snetterton

Demon Tweaks Audi TT Cup Championship

RACE 8 - POSITION CHART

No	Name	Lap							
		Pos	1	2	3	4	5	6	7
45	SWIFT	1	45	45	45	45	45	45	45
6	BURNS	2	6	6	6	6	6	6	6
51	HANDLEY	3	15	15	15	15	15	15	15
15	DYER	4	51	51	51	72	72	72	72
11	BLAIR	5	72	72	72	51	51	51	51
77	FODEN	6	11	11	11	11	11	11	11
25	HOBSON	7	99	99	99	99	77	77	77
33	BOOTH	8	77	77	77	77	99	99	99
99	BOSTON	9	73	73	73	73	73	73	73
72	LUFF	10	22	22	22	22	22	22	22
73	MAKAR	11	33	33	33	48	48	48	48
22	PELOSI	12	21	21	48	33	33	33	33
5	MEAGHER	13	25	48	21	21	21	21	21
21	SMITH	14	52	5	52	52	52	52	52
44	BUDD	15	48	52	5	5	38	38	38
101	LAIDLAW	16	5	25	25	38	5	5	5
87	KAYLOR	17	44	38	38	25	25	19	19
52	LUTI	18	101	44	44	44	19	25	25
47	BUDD	19	87	87	87	19	44	44	37
37	ROBB	20	37	101	101	37	37	37	454
48	STACEY	21	38	37	19	101	101	101	101
24	SAVAGE	22	196	19	37	87	454	454	44
454	EDGE CUMBE	23	47	47	454	454	87	87	87
211	SMITH	24	19	196	47	9	9	9	9
27	GRICE	25	9	9	24	47	196	196	196
196	BRADY	26	24	24	196	196	47	47	47
9	WILLIAMS	27	454	454	9	211	211	24	24
38	WROOT	28	211	211	211	24	24	211	27
19	YARDLEY-ROSE	29	27	27	27	27	27	27	211
92	CHIGORIMBO	30							

BRSCC TCR UK Race Weekend - Snetterton

Demon Tweaks Audi TT Cup Championship

RACE 8 - LAP ANALYSIS

DIFF = Difference To Personal Best Lap

P1 45 Carl SWIFT				
LAP	LAP TIME	DIFF	MPH	TIME OF DAY
1 -	2:17.861	7.396	77.52	18:12:29.914
2 -	2:10.994	0.529	81.59	18:14:40.908
3 -	2:10.465 (1)		81.92	18:16:51.373
4 -	2:10.971	0.506	81.60	18:19:02.344
5 -	2:10.629 (3)	0.164	81.82	18:21:12.973
6 -	2:11.006	0.541	81.58	18:23:23.979
7 -	2:10.477 (2)	0.012	81.91	18:25:34.456

P2 6 Bradley BURNS				
LAP	LAP TIME	DIFF	MPH	TIME OF DAY
1 -	2:18.231	7.813	77.32	18:12:30.284
2 -	2:10.997	0.579	81.59	18:14:41.281
3 -	2:10.752 (3)	0.334	81.74	18:16:52.033
4 -	2:10.514 (2)	0.096	81.89	18:19:02.547
5 -	2:11.048	0.630	81.55	18:21:13.595
6 -	2:10.858	0.440	81.67	18:23:24.453
7 -	2:10.418 (1)		81.95	18:25:34.871

P3 15 Andrew DYER				
LAP	LAP TIME	DIFF	MPH	TIME OF DAY
1 -	2:18.610	7.803	77.10	18:12:30.663
2 -	2:11.094	0.287	81.52	18:14:41.757
3 -	2:10.915	0.108	81.64	18:16:52.672
4 -	2:10.807 (1)		81.70	18:19:03.479
5 -	2:10.872 (3)	0.065	81.66	18:21:14.351
6 -	2:10.866 (2)	0.059	81.67	18:23:25.217
7 -	2:11.336	0.529	81.37	18:25:36.553

P4 72 Matt LUFF				
LAP	LAP TIME	DIFF	MPH	TIME OF DAY
1 -	2:21.547	11.022	75.50	18:12:33.600
2 -	2:10.895	0.370	81.65	18:14:44.495
3 -	2:10.740 (2)	0.215	81.75	18:16:55.235
4 -	2:10.525 (1)		81.88	18:19:05.760
5 -	2:10.801 (3)	0.276	81.71	18:21:16.561
6 -	2:10.893	0.368	81.65	18:23:27.454
7 -	2:10.942	0.417	81.62	18:25:38.396

P5 51 Luke HANDLEY				
LAP	LAP TIME	DIFF	MPH	TIME OF DAY
1 -	2:19.261	8.326	76.74	18:12:31.314
2 -	2:11.832	0.897	81.07	18:14:43.146
3 -	2:11.297	0.362	81.40	18:16:54.443
4 -	2:11.816	0.881	81.08	18:19:06.259
5 -	2:11.151 (2)	0.216	81.49	18:21:17.410
6 -	2:10.935 (1)		81.62	18:23:28.345
7 -	2:11.191 (3)	0.256	81.46	18:25:39.536

P6 11 Adam BLAIR				
LAP	LAP TIME	DIFF	MPH	TIME OF DAY
1 -	2:22.169	11.186	75.17	18:12:34.222
2 -	2:11.294 (3)	0.311	81.40	18:14:45.516
3 -	2:10.983 (1)		81.59	18:16:56.499
4 -	2:11.109 (2)	0.126	81.52	18:19:07.608
5 -	2:11.986	1.003	80.97	18:21:19.594
6 -	2:11.690	0.707	81.16	18:23:31.284
7 -	2:11.507	0.524	81.27	18:25:42.791

DIFF = Difference To Personal Best Lap

P7 77 Steve FODEN				
LAP	LAP TIME	DIFF	MPH	TIME OF DAY
1 -	2:23.502	12.395	74.48	18:12:35.555
2 -	2:11.414	0.307	81.33	18:14:46.969
3 -	2:11.261	0.154	81.42	18:16:58.230
4 -	2:11.107 (1)		81.52	18:19:09.337
5 -	2:11.239 (3)	0.132	81.43	18:21:20.576
6 -	2:11.226 (2)	0.119	81.44	18:23:31.802
7 -	2:11.815	0.708	81.08	18:25:43.617

P8 99 Rob BOSTON				
LAP	LAP TIME	DIFF	MPH	TIME OF DAY
1 -	2:23.170	12.068	74.65	18:12:35.223
2 -	2:11.373	0.271	81.35	18:14:46.596
3 -	2:11.266 (2)	0.164	81.42	18:16:57.862
4 -	2:11.102 (1)		81.52	18:19:08.964
5 -	2:12.059	0.957	80.93	18:21:21.023
6 -	2:11.319 (3)	0.217	81.39	18:23:32.342
7 -	2:11.606	0.504	81.21	18:25:43.948

P9 73 Ross MAKAR				
LAP	LAP TIME	DIFF	MPH	TIME OF DAY
1 -	2:24.031	12.792	74.20	18:12:36.084
2 -	2:11.457 (3)	0.218	81.30	18:14:47.541
3 -	2:11.239 (1)		81.43	18:16:58.780
4 -	2:11.432 (2)	0.193	81.32	18:19:10.212
5 -	2:11.562	0.323	81.23	18:21:21.774
6 -	2:11.656	0.417	81.18	18:23:33.430
7 -	2:11.804	0.565	81.09	18:25:45.234

P10 22 Jason PELOSI				
LAP	LAP TIME	DIFF	MPH	TIME OF DAY
1 -	2:24.325	13.103	74.05	18:12:36.378
2 -	2:11.943	0.721	81.00	18:14:48.321
3 -	2:11.222 (1)		81.45	18:16:59.543
4 -	2:11.245 (2)	0.023	81.43	18:19:10.788
5 -	2:11.873	0.651	81.04	18:21:22.661
6 -	2:11.287 (3)	0.065	81.41	18:23:33.948
7 -	2:11.641	0.419	81.19	18:25:45.589

P11 48 William STACEY				
LAP	LAP TIME	DIFF	MPH	TIME OF DAY
1 -	2:25.878	15.295	73.26	18:12:37.931
2 -	2:13.602	3.019	79.99	18:14:51.533
3 -	2:10.976	0.393	81.60	18:17:02.509
4 -	2:10.819 (3)	0.236	81.70	18:19:13.328
5 -	2:11.201	0.618	81.46	18:21:24.529
6 -	2:10.793 (2)	0.210	81.71	18:23:35.322
7 -	2:10.583 (1)		81.84	18:25:45.905

P12 33 Patrick BOOTH				
LAP	LAP TIME	DIFF	MPH	TIME OF DAY
1 -	2:25.023	12.634	73.69	18:12:37.076
2 -	2:12.389 (1)		80.73	18:14:49.465
3 -	2:12.669 (2)	0.280	80.56	18:17:02.134
4 -	2:12.901 (3)	0.512	80.42	18:19:15.035
5 -	2:13.093	0.704	80.30	18:21:28.128
6 -	2:13.472	1.083	80.07	18:23:41.600
7 -	2:13.465	1.076	80.08	18:25:55.065

BRSCC TCR UK Race Weekend - Snetterton

Demon Tweaks Audi TT Cup Championship

RACE 8 - LAP ANALYSIS

DIFF = Difference To Personal Best Lap

P13 21 Sean SMITH				
LAP	LAP TIME	DIFF	MPH	TIME OF DAY
1 -	2:25.289	13.002	73.56	18:12:37.342
2 -	2:12.611 (2)	0.324	80.59	18:14:49.953
3 -	2:13.648	1.361	79.97	18:17:03.601
4 -	2:12.287 (1)		80.79	18:19:15.888
5 -	2:13.119 (3)	0.832	80.28	18:21:29.007
6 -	2:13.368	1.081	80.13	18:23:42.375
7 -	2:13.273	0.986	80.19	18:25:55.648

P14 52 Paul LUTI				
LAP	LAP TIME	DIFF	MPH	TIME OF DAY
1 -	2:25.616	13.558	73.39	18:12:37.669
2 -	2:14.924	2.866	79.21	18:14:52.593
3 -	2:12.317 (2)	0.259	80.77	18:17:04.910
4 -	2:12.058 (1)		80.93	18:19:16.968
5 -	2:12.426 (3)	0.368	80.70	18:21:29.394
6 -	2:13.601	1.543	80.00	18:23:42.995
7 -	2:14.738	2.680	79.32	18:25:57.733

P15 5 Sam MEAGHER				
LAP	LAP TIME	DIFF	MPH	TIME OF DAY
1 -	2:26.256	13.775	73.07	18:12:38.309
2 -	2:13.986	1.505	79.77	18:14:52.295
3 -	2:13.432	0.951	80.10	18:17:05.727
4 -	2:12.481 (1)		80.67	18:19:18.208
5 -	2:13.057 (3)	0.576	80.32	18:21:31.265
6 -	2:12.763 (2)	0.282	80.50	18:23:44.028
7 -	2:14.122	1.641	79.68	18:25:58.150

P16 19 Harry YARDLEY-ROSE				
LAP	LAP TIME	DIFF	MPH	TIME OF DAY
1 -	2:29.356	17.237	71.56	18:12:41.409
2 -	2:14.795	2.676	79.29	18:14:56.204
3 -	2:12.119 (1)		80.89	18:17:08.323
4 -	2:12.360 (3)	0.241	80.75	18:19:20.683
5 -	2:12.756	0.637	80.50	18:21:33.439
6 -	2:12.181 (2)	0.062	80.85	18:23:45.620
7 -	2:12.818	0.699	80.47	18:25:58.438

P17 25 Danny HOBSON				
LAP	LAP TIME	DIFF	MPH	TIME OF DAY
1 -	2:25.484	12.803	73.46	18:12:37.537
2 -	2:15.933	3.252	78.62	18:14:53.470
3 -	2:12.681 (1)		80.55	18:17:06.151
4 -	2:13.613	0.932	79.99	18:19:19.764
5 -	2:13.206 (3)	0.525	80.23	18:21:32.970
6 -	2:13.504	0.823	80.05	18:23:46.474
7 -	2:13.093 (2)	0.412	80.30	18:25:59.567

P18 37 David ROBB				
LAP	LAP TIME	DIFF	MPH	TIME OF DAY
1 -	2:28.007	15.608	72.21	18:12:40.060
2 -	2:15.471	3.072	78.89	18:14:55.531
3 -	2:13.505	1.106	80.05	18:17:09.036
4 -	2:12.399 (1)		80.72	18:19:21.435
5 -	2:12.926	0.527	80.40	18:21:34.361
6 -	2:12.791 (3)	0.392	80.48	18:23:47.152
7 -	2:12.670 (2)	0.271	80.56	18:25:59.822

DIFF = Difference To Personal Best Lap

P19 454 Ryan EDGE CUMBE				
LAP	LAP TIME	DIFF	MPH	TIME OF DAY
1 -	2:31.005	19.780	70.77	18:12:43.058
2 -	2:15.358	4.133	78.96	18:14:58.416
3 -	2:13.139	1.914	80.27	18:17:11.555
4 -	2:12.326 (2)	1.101	80.77	18:19:23.881
5 -	2:12.840	1.615	80.45	18:21:36.721
6 -	2:11.225 (1)		81.44	18:23:47.946
7 -	2:12.751 (3)	1.526	80.51	18:26:00.697

P20 101 Sam LAIDLAW				
LAP	LAP TIME	DIFF	MPH	TIME OF DAY
1 -	2:27.554	14.860	72.43	18:12:39.607
2 -	2:15.657	2.963	78.78	18:14:55.264
3 -	2:12.895 (2)	0.201	80.42	18:17:08.159
4 -	2:13.727	1.033	79.92	18:19:21.886
5 -	2:13.119 (3)	0.425	80.28	18:21:35.005
6 -	2:12.694 (1)		80.54	18:23:47.699
7 -	2:13.496	0.802	80.06	18:26:01.195

P21 44 Charles BUDD				
LAP	LAP TIME	DIFF	MPH	TIME OF DAY
1 -	2:26.784	14.113	72.81	18:12:38.837
2 -	2:15.547	2.876	78.85	18:14:54.384
3 -	2:12.671 (1)		80.56	18:17:07.055
4 -	2:13.340 (3)	0.669	80.15	18:19:20.395
5 -	2:13.720	1.049	79.92	18:21:34.115
6 -	2:12.900 (2)	0.229	80.42	18:23:47.015
7 -	2:15.103	2.432	79.11	18:26:02.118

P22 38 Morgan WROOT				
LAP	LAP TIME	DIFF	MPH	TIME OF DAY
1 -	2:28.118	16.563	72.15	18:12:40.171
2 -	2:13.491	1.936	80.06	18:14:53.662
3 -	2:12.936 (3)	1.381	80.40	18:17:06.598
4 -	2:12.040 (2)	0.485	80.94	18:19:18.638
5 -	2:11.555 (1)		81.24	18:21:30.193
6 -	2:13.033	1.478	80.34	18:23:43.226
7 -	2:14.672	3.117	79.36	18:25:57.898

P23 87 Brad KAYLOR				
LAP	LAP TIME	DIFF	MPH	TIME OF DAY
1 -	2:27.987	15.116	72.22	18:12:40.040
2 -	2:14.951	2.080	79.19	18:14:54.991
3 -	2:12.871 (1)		80.43	18:17:07.862
4 -	2:15.726	2.855	78.74	18:19:23.588
5 -	2:14.480	1.609	79.47	18:21:38.068
6 -	2:13.999 (3)	1.128	79.76	18:23:52.067
7 -	2:13.879 (2)	1.008	79.83	18:26:05.946

P24 9 Jonathan WILLIAMS				
LAP	LAP TIME	DIFF	MPH	TIME OF DAY
1 -	2:29.721	17.282	71.38	18:12:41.774
2 -	2:15.849	3.410	78.67	18:14:57.623
3 -	2:16.735	4.296	78.16	18:17:14.358
4 -	2:12.969 (3)	0.530	80.38	18:19:27.327
5 -	2:12.439 (1)		80.70	18:21:39.766
6 -	2:12.856 (2)	0.417	80.44	18:23:52.622
7 -	2:13.707	1.268	79.93	18:26:06.329

BRSCC TCR UK Race Weekend - Snetterton

Demon Tweaks Audi TT Cup Championship

RACE 8 - LAP ANALYSIS

DIFF = Difference To Personal Best Lap

P25 196 Nick BRADY				
LAP	LAP TIME	DIFF	MPH	TIME OF DAY
1 -	2:28.577	16.125	71.93	18:12:40.630
2 -	2:16.478	4.026	78.31	18:14:57.108
3 -	2:16.872	4.420	78.08	18:17:13.980
4 -	2:14.221	1.769	79.63	18:19:28.201
5 -	2:13.357 (3)	0.905	80.14	18:21:41.558
6 -	2:12.452 (1)		80.69	18:23:54.010
7 -	2:12.807 (2)	0.355	80.47	18:26:06.817

P26 47 Daniel BUDD				
LAP	LAP TIME	DIFF	MPH	TIME OF DAY
1 -	2:28.723	15.181	71.86	18:12:40.776
2 -	2:16.152	2.610	78.50	18:14:56.928
3 -	2:15.582	2.040	78.83	18:17:12.510
4 -	2:15.215 (3)	1.673	79.04	18:19:27.725
5 -	2:15.285	1.743	79.00	18:21:43.010
6 -	2:13.542 (1)		80.03	18:23:56.552
7 -	2:15.075 (2)	1.533	79.12	18:26:11.627

P27 24 Paul SAVAGE				
LAP	LAP TIME	DIFF	MPH	TIME OF DAY
1 -	2:30.178	15.462	71.16	18:12:42.231
2 -	2:16.041	1.325	78.56	18:14:58.272
3 -	2:15.418	0.702	78.92	18:17:13.690
4 -	2:22.816	8.100	74.83	18:19:36.506
5 -	2:14.716 (1)		79.33	18:21:51.222
6 -	2:14.910 (2)	0.194	79.22	18:24:06.132
7 -	2:15.132 (3)	0.416	79.09	18:26:21.264

P28 27 Mark GRICE				
LAP	LAP TIME	DIFF	MPH	TIME OF DAY
1 -	2:31.219	15.632	70.67	18:12:43.272
2 -	2:20.615	5.028	76.00	18:15:03.887
3 -	2:17.478	1.891	77.74	18:17:21.365
4 -	2:18.038	2.451	77.42	18:19:39.403
5 -	2:16.966 (3)	1.379	78.03	18:21:56.369
6 -	2:15.654 (2)	0.067	78.78	18:24:12.023
7 -	2:15.587 (1)		78.82	18:26:27.610

P29 211 Ruby SMITH				
LAP	LAP TIME	DIFF	MPH	TIME OF DAY
1 -	2:31.050	14.605	70.75	18:12:43.103
2 -	2:17.436	0.991	77.76	18:15:00.539
3 -	2:16.817 (2)	0.372	78.11	18:17:17.356
4 -	2:16.445 (1)		78.33	18:19:33.801
5 -	2:17.114 (3)	0.669	77.95	18:21:50.915
6 -	2:19.450	3.005	76.64	18:24:10.365
7 -	2:18.572	2.127	77.13	18:26:28.937

BRSCC TCR UK Race Weekend - Snetterton
Demon Tweaks Audi TT Cup Championship
RACE 8 - STATISTICS

Competitors Started 29
Planned Start 2024-05-18 @ 17:55:00.000
Actual Start 2024-05-18 @ 18:10:12.052
Finish Time 2024-05-18 @ 18:25:33.715
Track Length 2.9689mi.
Total Laps 203
Total Distance Covered 602.6890mi.

Session Fastest Lap History

NO	CL	NAME	LAP TIME	TIME OF DAY	LAP	VEHICLE
45		Carl SWIFT	2:17.861	18:12:29.925	1	Audi TT 2.0 TFSI
45		Carl SWIFT	2:10.994	18:14:40.919	2	Audi TT 2.0 TFSI
72		Matt LUFF	2:10.895	18:14:44.500	2	Audi TT 2.0 TFSI
45		Carl SWIFT	2:10.465	18:16:51.384	3	Audi TT 2.0 TFSI
6		Bradley BURNS	2:10.418	18:25:34.883	7	Audi TT 2.0 TFSI

Session Leader History

NO	CL	NAME	FROM LAP	LAPS LED	DISTANCE	VEHICLE
45		Carl SWIFT	1	7	20.78 miles	Audi TT 2.0 TFSI

Flag History

TYPE	TIME OF DAY
GREEN	18:10:12.052
FINISH	18:25:33.715

Flag Statistics

TYPE	COUNT	TOTAL LAPS	TOTAL TIME
Green	1	7	17:06.761
Red	0	0	0.000
Safety Car	0	0	0.000
FCY	0	0	0.000

BRSCC TCR UK Race Weekend - Snetterton

Demon Tweaks Audi TT Cup Championship

RACE 8 - STATISTICS

CLASS :

25 Starters

Fastest Lap History

NO	NAME	LAP TIME	TIME OF DAY	LAP	VEHICLE
45	Carl SWIFT	2:17.861	18:12:29.925	1	Audi TT 2.0 TFSI
45	Carl SWIFT	2:10.994	18:14:40.919	2	Audi TT 2.0 TFSI
72	Matt LUFF	2:10.895	18:14:44.500	2	Audi TT 2.0 TFSI
45	Carl SWIFT	2:10.465	18:16:51.384	3	Audi TT 2.0 TFSI
6	Bradley BURNS	2:10.418	18:25:34.883	7	Audi TT 2.0 TFSI

Leader History

NO	NAME	FROM LAP	LAPS LED	DISTANCE	VEHICLE
45	Carl SWIFT	1	7	20.78 miles	Audi TT 2.0 TFSI

BRSCC TCR UK Race Weekend - Snetterton
Demon Tweaks Audi TT Cup Championship
RACE 8 - STATISTICS

CLASS : (M)

4 Starters

Fastest Lap History

NO	NAME	LAP TIME	TIME OF DAY	LAP	VEHICLE
33	Patrick BOOTH	2:25.023	18:12:37.084	1	Audi TT 2.0 TFSI
33	Patrick BOOTH	2:12.389	18:14:49.474	2	Audi TT 2.0 TFSI
21	Sean SMITH	2:12.287	18:19:15.899	4	Audi TT 2.0 TFSI

Leader History


NO	NAME	FROM LAP	LAPS LED	DISTANCE	VEHICLE
33	Patrick BOOTH	1	7	20.78 miles	Audi TT 2.0 TFSI

BRSCC TCR UK Race Weekend - Snetterton
Demon Tweaks Audi TT Cup Championship
RACE 12 - GRID (15 minutes)

brsc
DRIVEN BY RACING

TT Cup
AUDI TT CUP RACING

**demon
tweaks**

ROW 15	29	211 Ruby SMITH	
ROW 14	27	24 Paul SAVAGE	28 27 Mark GRICE
ROW 13	25	196 Nick BRADY	26 47 Daniel BUDD
ROW 12	23	87 Brad KAYLOR	24 9 Jonathan WILLIAMS
ROW 11	21	44 Charles BUDD	22 38 Morgan WROOT
ROW 10	19	454 Ryan EDGE CUMBE	20 101 Sam LAIDLAW
ROW 9	17	25 Danny HOBSON	18 37 David ROBB
ROW 8	15	5 Sam MEAGHER	16 19 Harry YARDLEY-ROSE
ROW 7	13	21 Sean SMITH	14 52 Paul LUTI
ROW 6	11	48 William STACEY	12 33 Patrick BOOTH
ROW 5	9	6 Bradley BURNS	10 45 Carl SWIFT
ROW 4	7	73 Ross MAKAR	8 15 Andrew DYER
ROW 3	5	51 Luke HANDLEY	6 72 Matt LUFF
ROW 2	3	22 Jason PELOSI	4 99 Rob BOSTON
ROW 1	1	77 Steve FODEN	2 11 Adam BLAIR
Pole			
			

These results are provisional until the conclusion of any judicial and technical matters.

Snetterton 300: 2.9689 miles

Clerk Of Course: Paul Levitt	Stewards:	Timekeeper: Rob Cook	
------------------------------	-----------	----------------------	---

Results can be found at www.tsl-timing.com

Printed - 19:17 Saturday, 18 May 2024

BRSCC TCR UK Race Weekend - Snetterton

Demon Tweeks Audi TT Cup Championship

RACE 12 - CLASSIFICATION - AMENDED

Race Distance: 6 Laps / 17.81 miles

brscc
DRIVEN BY RACINGTT Cup
AUDI TT CUP RACINGdemon
tweeks

POS	NO	CL	PIC	NAME	ENTRY	LAPS	TIME	GAP	DIFF	MPH	BEST	ON	GRD	↑↓
1	77		1	Steve FODEN	Audi TT 2.0 TFSI	6	15:54.843			67.16	2:10.904	5	1	0
2	72		2	Matt LUFF	Audi TT 2.0 TFSI	6	15:56.420	1.577	1.577	67.05	2:11.222	4	6	4
3	22		3	Jason PELOSI	Audi TT 2.0 TFSI	6	15:58.461	3.618	2.041	66.90	2:11.884	6	3	0
4	48		4	William STACEY	Audi TT 2.0 TFSI	6	15:58.640	3.797	0.179	66.89	2:11.608	4	11	7
5	6		5	Bradley BURNS	Audi TT 2.0 TFSI	6	15:58.962	4.119	0.322	66.87	2:11.601	4	9	4
6	45		6	Carl SWIFT	Audi TT 2.0 TFSI	6	15:59.413	4.570	0.451	66.84	2:11.257	4	10	4
7	15		7	Andrew DYER	Audi TT 2.0 TFSI	6	15:59.939	5.096	0.526	66.80	2:11.915	6	8	1
8	73		8	Ross MAKAR	Audi TT 2.0 TFSI	6	16:00.598	5.755	0.659	66.75	2:12.308	6	7	-1
9	51		9	Luke HANDLEY	Audi TT 2.0 TFSI	6	16:00.923	6.080	0.325	66.73	2:11.428	6	5	-4
10	19		10	Harry YARDLEY-ROSE	Audi TT 2.0 TFSI	6	16:01.646	6.803	0.723	66.68	2:11.590	6	16	6
11	21 (M)		1	Sean SMITH	Audi TT 2.0 TFSI	6	16:03.296	8.453	1.650	66.57	2:12.730	4	13	2
12	5		11	Sam MEAGHER	Audi TT 2.0 TFSI	6	16:04.403	9.560	1.107	66.49	2:12.593	5	15	3
13	52		12	Paul LUTI	Audi TT 2.0 TFSI	6	16:04.556	9.713	0.153	66.48	2:12.512	6	14	1
14	196		13	Nick BRADY	Audi TT 2.0 TFSI	6	16:06.918	12.075	2.362	66.32	2:12.080	6	25	11
15	87		14	Brad KAYLOR	Audi TT 2.0 TFSI	6	16:09.520	14.677	2.602	66.14	2:13.162	5	23	8
16	38		15	Morgan WROOT	Audi TT 2.0 TFSI	6	16:09.761	14.918	0.241	66.12	2:11.682	4	22	6
17	9 (M)		2	Jonathan WILLIAMS	Audi TT 2.0 TFSI	6	16:10.053	15.210	0.292	66.10	2:13.028	4	24	7
18	454		16	Ryan EDGE CUMBE	Audi TT 2.0 TFSI	6	16:11.042	16.199	0.989	66.04	2:12.419	5	19	1
19	101		17	Sam LAIDLAW	Audi TT 2.0 TFSI	6	16:17.892	23.049	6.850	65.57	2:14.520	5	20	1
20	99*		18	Rob BOSTON	Audi TT 2.0 TFSI	6	16:19.054	24.211	1.162	65.50	2:11.367	5	4	-16
21	47*		19	Daniel BUDD	Audi TT 2.0 TFSI	6	16:19.550	24.707	0.496	65.46	2:15.282	5	26	5
22	27		20	Mark GRICE	Audi TT 2.0 TFSI	6	16:19.708	24.865	0.158	65.45	2:13.241	5	28	6
23	24 (M)		3	Paul SAVAGE	Audi TT 2.0 TFSI	6	16:30.148	35.305	10.440	64.76	2:15.129	5	27	4
24	37		21	David ROBB	Audi TT 2.0 TFSI	5	16:43.234	1 Lap	1 Lap	53.26	2:27.683	1	18	-6

NOT CLASSIFIED

DNF	100			Steven LAIDLAW	Audi TT 2.0 TFSI	3	9:31.125	3 Laps	2 Laps	56.14	2:30.124	1		
DNF	211			Ruby SMITH	Audi TT 2.0 TFSI	3	9:38.597	3 Laps	7.472	55.41	2:33.298	1	29	
DNF	33 (M)			Patrick BOOTH	Audi TT 2.0 TFSI	0							12	
DNF	44			Charles BUDD	Audi TT 2.0 TFSI	0							21	
DQ	11			Adam BLAIR	Audi TT 2.0 TFSI								2	

FASTEST LAP

77	Steve FODEN	Audi TT 2.0 TFSI	5	2:10.904	81.64 mph	131.40 kph
21 (M)	Sean SMITH	Audi TT 2.0 TFSI	4	2:12.730	80.52 mph	129.59 kph

Comments:

Cars 47, 99 competed in the event but not timed as no working transponder
Car 11 - Disqualified from event for non-compliance CR 5.6 (engine)

Weather / Track : Sunny / Dry

Date: 19/05/2024 Start: 11:45 Finish: 12:01
Snetterton 300: 2.9689 miles

These results are provisional until the conclusion of any judicial and technical matters.

Clerk Of Course: Paul Levitt

Stewards:

Timekeeper: Rob Cook

Results can be found at www.tsl-timing.com

Printed - 15:29 Sunday, 19 May 2024

BRSCC TCR UK Race Weekend - Snetterton

Demon Tweeks Audi TT Cup Championship

RACE 12 - CLASSIFICATION

Race Distance: 6 Laps / 17.81 miles

brscC
DRIVEN BY RACINGTT Cup
AUDI TT CUP RACINGdemon
tweeks

POS	NO	CL	PIC	NAME	ENTRY	LAPS	TIME	GAP	DIFF	MPH	BEST	ON	GRD	↑↓
1	11		1	Adam BLAIR	Audi TT 2.0 TFSI	6	15:54.378			67.19	2:11.040	4	2	1
2	77		2	Steve FODEN	Audi TT 2.0 TFSI	6	15:54.843	0.465	0.465	67.16	2:10.904	5	1	-1
3	72		3	Matt LUFF	Audi TT 2.0 TFSI	6	15:56.420	2.042	1.577	67.05	2:11.222	4	6	3
4	22		4	Jason PELOSI	Audi TT 2.0 TFSI	6	15:58.461	4.083	2.041	66.90	2:11.884	6	3	-1
5	48		5	William STACEY	Audi TT 2.0 TFSI	6	15:58.640	4.262	0.179	66.89	2:11.608	4	11	6
6	6		6	Bradley BURNS	Audi TT 2.0 TFSI	6	15:58.962	4.584	0.322	66.87	2:11.601	4	9	3
7	45		7	Carl SWIFT	Audi TT 2.0 TFSI	6	15:59.413	5.035	0.451	66.84	2:11.257	4	10	3
8	15		8	Andrew DYER	Audi TT 2.0 TFSI	6	15:59.939	5.561	0.526	66.80	2:11.915	6	8	0
9	73		9	Ross MAKAR	Audi TT 2.0 TFSI	6	16:00.598	6.220	0.659	66.75	2:12.308	6	7	-2
10	51		10	Luke HANDLEY	Audi TT 2.0 TFSI	6	16:00.923	6.545	0.325	66.73	2:11.428	6	5	-5
11	19		11	Harry YARDLEY-ROSE	Audi TT 2.0 TFSI	6	16:01.646	7.268	0.723	66.68	2:11.590	6	16	5
12	21 (M)		1	Sean SMITH	Audi TT 2.0 TFSI	6	16:03.296	8.918	1.650	66.57	2:12.730	4	13	1
13	5		12	Sam MEAGHER	Audi TT 2.0 TFSI	6	16:04.403	10.025	1.107	66.49	2:12.593	5	15	2
14	52		13	Paul LUTI	Audi TT 2.0 TFSI	6	16:04.556	10.178	0.153	66.48	2:12.512	6	14	0
15	196		14	Nick BRADY	Audi TT 2.0 TFSI	6	16:06.918	12.540	2.362	66.32	2:12.080	6	25	10
16	87		15	Brad KAYLOR	Audi TT 2.0 TFSI	6	16:09.520	15.142	2.602	66.14	2:13.162	5	23	7
17	38		16	Morgan WROOT	Audi TT 2.0 TFSI	6	16:09.761	15.383	0.241	66.12	2:11.682	4	22	5
18	9 (M)		2	Jonathan WILLIAMS	Audi TT 2.0 TFSI	6	16:10.053	15.675	0.292	66.10	2:13.028	4	24	6
19	454		17	Ryan EDGE CUMBE	Audi TT 2.0 TFSI	6	16:11.042	16.664	0.989	66.04	2:12.419	5	19	0
20	101		18	Sam LAIDLAW	Audi TT 2.0 TFSI	6	16:17.892	23.514	6.850	65.57	2:14.520	5	20	0
21	99*		19	Rob BOSTON	Audi TT 2.0 TFSI	6	16:19.054					5	4	-17
22	47*		20	Daniel BUDD	Audi TT 2.0 TFSI	6	16:19.550					5	26	4
23	27		21	Mark GRICE	Audi TT 2.0 TFSI	6	16:19.708	25.330	0.158	65.45	2:13.241	5	28	5
24	24 (M)		3	Paul SAVAGE	Audi TT 2.0 TFSI	6	16:30.148	35.770	10.440	64.76	2:15.129	5	27	3
25	37		22	David ROBB	Audi TT 2.0 TFSI	5	16:43.234	1 Lap	1 Lap	53.26	2:27.683	1	18	-7

NOT CLASSIFIED

DNF	100			Steven LAIDLAW	Audi TT 2.0 TFSI	3	9:31.125	3 Laps	2 Laps	56.14	2:30.124	1		
DNF	211			Ruby SMITH	Audi TT 2.0 TFSI	3	9:38.597	3 Laps	7.472	55.41	2:33.298	1	29	
DNF	33 (M)			Patrick BOOTH	Audi TT 2.0 TFSI	0							12	
DNF	44			Charles BUDD	Audi TT 2.0 TFSI	0							21	

FASTEST LAP

77				Steve FODEN	Audi TT 2.0 TFSI	5	2:10.904			81.64 mph			131.40 kph	
21 (M)				Sean SMITH	Audi TT 2.0 TFSI	4	2:12.730			80.52 mph			129.59 kph	

Comments:

Cars 47, 99 competed in the event but not timed as no working transponder

Weather / Track : Sunny / Dry

Date: 19/05/2024 Start: 11:45 Finish: 12:01

These results are provisional until the conclusion of any judicial and technical matters.

Snetterton 300: 2.9689 miles

Clerk Of Course: Paul Levitt

Stewards:

Timekeeper: Rob Cook

Results can be found at www.tsl-timing.com

Printed - 12:03 Sunday, 19 May 2024

BRSCC TCR UK Race Weekend - Snetterton

Demon Tweaks Audi TT Cup Championship

RACE 12 - LAP CHART

LAP 1 @ 11:47:31.661			LAP 2 @ 11:51:35.198			LAP 3 @ 11:54:33.739			LAP 4 @ 11:56:44.779			LAP 5 @ 11:58:56.157		
NO	BEHIND	LAP TIME	NO	BEHIND	LAP TIME	NO	BEHIND	LAP TIME	NO	BEHIND	LAP TIME	NO	BEHIND	LAP TIME
11		2:18.163	11		4:03.537	11		2:58.541	11		2:11.040	11		2:11.378
77	1.129	2:19.292	77	1.088	4:03.496	77	0.642	2:58.095	77	0.973	2:11.371	77	0.499	2:10.904
22	1.818	2:19.981	22	1.914	4:03.633	22	1.279	2:57.906	48	2.118	2:11.608	72	2.480	2:11.419
48	2.313	2:20.476	48	2.403	4:03.627	48	1.550	2:57.688	72	2.439	2:11.222	22	3.918	2:12.362
15	2.937	2:21.100	15	3.366	4:03.966	15	1.853	2:57.028	22	2.934	2:12.695	48	4.092	2:13.352
72	3.449	2:21.612	72	4.519	4:04.607	72	2.257	2:56.279	6	3.307	2:11.601	6	4.573	2:12.644
6	3.943	2:22.106	6	5.860	4:05.454	6	2.746	2:55.427	15	3.658	2:12.845	45	4.919	2:12.400
73	4.565	2:22.728	73	6.777	4:05.749	73	2.997	2:54.761	45	3.897	2:11.257	15	5.365	2:13.085
45	5.384	2:23.547	45	8.035	4:06.188	45	3.680	2:54.186	73	4.437	2:12.480	73	5.631	2:12.572
38	6.379	2:24.542	38	8.661	4:05.819	38	4.347	2:54.227	38	4.989	2:11.682	51	6.836	2:12.880
21	6.865	2:25.028	21	9.601	4:06.273	21	4.637	2:53.577	51	5.334	2:11.436	19	7.397	2:11.945
51	7.176	2:25.339	51	10.327	4:06.688	51	4.938	2:53.152	21	6.327	2:12.730	21	7.800	2:12.851
5	7.556	2:25.719	5	11.006	4:06.987	5	5.635	2:53.170	19	6.830	2:12.014	5	8.828	2:12.593
19	8.172	2:26.335	19	12.801	4:08.166	19	5.856	2:51.596	5	7.613	2:13.018	52	9.385	2:12.760
52	8.627	2:26.790	52	13.725	4:08.635	52	6.438	2:51.254	52	8.003	2:12.605	87	11.961	2:13.162
37	9.520	2:27.683	37	14.594	4:08.611	37	7.114	2:51.061	87	10.177	2:13.265	196	12.179	2:12.638
87	10.101	2:28.264	87	15.531	4:08.967	87	7.952	2:50.962	9	10.477	2:13.028	9	12.940	2:13.841
9	10.691	2:28.854	9	16.274	4:09.120	9	8.489	2:50.756	196	10.919	2:12.549	38	13.756	2:20.145
196	11.410	2:29.573	196	17.899	4:10.026	196	9.410	2:50.052	454	14.251	2:12.855	454	15.292	2:12.419
100	11.961	2:30.124	100	18.535	4:10.111	100	10.884	2:50.890	47			101	19.939	2:14.520
47			47			47			101	16.797	2:15.793	47		
101	13.376	2:31.539	101	20.230	4:10.391	101	12.044	2:50.355	27	20.030	2:14.956	27	21.893	2:13.241
454	13.917	2:32.080	454	21.986	4:11.606	454	12.436	2:48.991	24	23.279	2:15.700	99		
27	14.674	2:32.837	27	23.214	4:12.077	27	16.114	2:51.441	99			24	27.030	2:15.129
211	15.135	2:33.298	211	24.760	4:13.162	211	18.356	2:52.137				37	1 Lap	4:58.274 P
24	15.801	2:33.964	24	25.215	4:12.951	24	18.619	2:51.945						
99			99			99								

BRSCC TCR UK Race Weekend - Snetterton

Demon Tweeks Audi TT Cup Championship

RACE 12 - LAP CHART

LAP 6 @ 12:01:07.876

NO	BEHIND	LAP TIME
11		2:11.719
77	0.465	2:11.685
72	2.042	2:11.281
22	4.083	2:11.884
48	4.262	2:11.889
6	4.584	2:11.730
45	5.035	2:11.835
15	5.561	2:11.915
73	6.220	2:12.308
51	6.545	2:11.428
19	7.268	2:11.590
21	8.918	2:12.837
5	10.025	2:12.916
52	10.178	2:12.512
196	12.540	2:12.080
87	15.142	2:14.900
38	15.383	2:13.346
9	15.675	2:14.454
454	16.664	2:13.091
101	23.514	2:15.294
99		
47		
27	25.330	2:15.156
24	35.770	2:20.459
37	1 Lap	2:17.605

BRSCC TCR UK Race Weekend - Snetterton

Demon Tweaks Audi TT Cup Championship

RACE 12 - POSITION CHART

No	Name	Lap Pos	Lap					
			1	2	3	4	5	6
77	FODEN	1	11	11	11	11	11	11
11	BLAIR	2	77	77	77	77	77	77
22	PELOSI	3	22	22	22	48	72	72
99	BOSTON	4	48	48	48	72	22	22
51	HANDLEY	5	15	15	15	22	48	48
72	LUFF	6	72	72	72	6	6	6
73	MAKAR	7	6	6	6	15	45	45
15	DYER	8	73	73	73	45	15	15
6	BURNS	9	45	45	45	73	73	73
45	SWIFT	10	38	38	38	38	51	51
48	STACEY	11	21	21	21	51	19	19
33	BOOTH	12	51	51	51	21	21	21
21	SMITH	13	5	5	5	19	5	5
52	LUTI	14	19	19	19	5	52	52
5	MEAGHER	15	52	52	52	52	87	196
19	YARDLEY-ROSE	16	37	37	37	87	196	87
37	ROBB	17	87	87	87	9	9	38
454	EDGE CUMBE	18	9	9	9	196	38	9
101	LIDLAW	19	196	196	196	454	454	454
44	BUDD	20	100	100	100	47	101	101
38	WROOT	21	47	47	47	101	47	99
87	KAYLOR	22	101	101	101	27	27	47
9	WILLIAMS	23	454	454	454	24	99	27
196	BRADY	24	27	27	27	99	24	24
47	BUDD	25	211	211	211	37	37	
24	SAVAGE	26	24	24	24			
27	GRICE	27	99	99	99			
211	SMITH	28						
100	LIDLAW	29						

BRSCC TCR UK Race Weekend - Snetterton

Demon Tweaks Audi TT Cup Championship

RACE 12 - LAP ANALYSIS

DIFF = Difference To Personal Best Lap

P1 11 Adam BLAIR				
LAP	LAP TIME	DIFF	MPH	TIME OF DAY
1 -	2:18.163	7.123	77.35	11:47:31.661
2 -	4:03.537	1:52.497	43.88	11:51:35.198
3 -	2:58.541	47.501	59.86	11:54:33.739
4 -	2:11.040 (1)		81.56	11:56:44.779
5 -	2:11.378 (2)	0.338	81.35	11:58:56.157
6 -	2:11.719 (3)	0.679	81.14	12:01:07.876

P2 77 Steve FODEN				
LAP	LAP TIME	DIFF	MPH	TIME OF DAY
1 -	2:19.292	8.388	76.73	11:47:32.790
2 -	4:03.496	1:52.592	43.89	11:51:36.286
3 -	2:58.095	47.191	60.01	11:54:34.381
4 -	2:11.371 (2)	0.467	81.35	11:56:45.752
5 -	2:10.904 (1)		81.64	11:58:56.656
6 -	2:11.685 (3)	0.781	81.16	12:01:08.341

P3 72 Matt LUFF				
LAP	LAP TIME	DIFF	MPH	TIME OF DAY
1 -	2:21.612	10.390	75.47	11:47:35.110
2 -	4:04.607	1:53.385	43.69	11:51:39.717
3 -	2:56.279	45.057	60.63	11:54:35.996
4 -	2:11.222 (1)		81.45	11:56:47.218
5 -	2:11.419 (3)	0.197	81.32	11:58:58.637
6 -	2:11.281 (2)	0.059	81.41	12:01:09.918

P4 22 Jason PELOSI				
LAP	LAP TIME	DIFF	MPH	TIME OF DAY
1 -	2:19.981	8.097	76.35	11:47:33.479
2 -	4:03.633	1:51.749	43.86	11:51:37.112
3 -	2:57.906	46.022	60.07	11:54:35.018
4 -	2:12.695 (3)	0.811	80.54	11:56:47.713
5 -	2:12.362 (2)	0.478	80.74	11:59:00.075
6 -	2:11.884 (1)		81.04	12:01:11.959

P5 48 William STACEY				
LAP	LAP TIME	DIFF	MPH	TIME OF DAY
1 -	2:20.476	8.868	76.08	11:47:33.974
2 -	4:03.627	1:52.019	43.87	11:51:37.601
3 -	2:57.688	46.080	60.15	11:54:35.289
4 -	2:11.608 (1)		81.21	11:56:46.897
5 -	2:13.352 (3)	1.744	80.14	11:59:00.249
6 -	2:11.889 (2)	0.281	81.03	12:01:12.138

P6 6 Bradley BURNS				
LAP	LAP TIME	DIFF	MPH	TIME OF DAY
1 -	2:22.106	10.505	75.21	11:47:35.604
2 -	4:05.454	1:53.853	43.54	11:51:41.058
3 -	2:55.427	43.826	60.92	11:54:36.485
4 -	2:11.601 (1)		81.21	11:56:48.086
5 -	2:12.644 (3)	1.043	80.57	11:59:00.730
6 -	2:11.730 (2)	0.129	81.13	12:01:12.460

P7 45 Carl SWIFT				
LAP	LAP TIME	DIFF	MPH	TIME OF DAY
1 -	2:23.547	12.290	74.45	11:47:37.045
2 -	4:06.188	1:54.931	43.41	11:51:43.233
3 -	2:54.186	42.929	61.36	11:54:37.419

DIFF = Difference To Personal Best Lap

4 -	2:11.257 (1)		81.42	11:56:48.676
5 -	2:12.400 (3)	1.143	80.72	11:59:01.076
6 -	2:11.835 (2)	0.578	81.07	12:01:12.911

P8 15 Andrew DYER				
LAP	LAP TIME	DIFF	MPH	TIME OF DAY
1 -	2:21.100	9.185	75.74	11:47:34.598
2 -	4:03.966	1:52.051	43.80	11:51:38.564
3 -	2:57.028	45.113	60.37	11:54:35.592
4 -	2:12.845 (2)	0.930	80.45	11:56:48.437
5 -	2:13.085 (3)	1.170	80.31	11:59:01.522
6 -	2:11.915 (1)		81.02	12:01:13.437

P9 73 Ross MAKAR				
LAP	LAP TIME	DIFF	MPH	TIME OF DAY
1 -	2:22.728	10.420	74.88	11:47:36.226
2 -	4:05.749	1:53.441	43.49	11:51:41.975
3 -	2:54.761	42.453	61.15	11:54:36.736
4 -	2:12.480 (2)	0.172	80.67	11:56:49.216
5 -	2:12.572 (3)	0.264	80.62	11:59:01.788
6 -	2:12.308 (1)		80.78	12:01:14.096

P10 51 Luke HANDLEY				
LAP	LAP TIME	DIFF	MPH	TIME OF DAY
1 -	2:25.339	13.911	73.53	11:47:38.837
2 -	4:06.688	1:55.260	43.32	11:51:45.525
3 -	2:53.152	41.724	61.72	11:54:38.677
4 -	2:11.436 (2)	0.008	81.31	11:56:50.113
5 -	2:12.880 (3)	1.452	80.43	11:59:02.993
6 -	2:11.428 (1)		81.32	12:01:14.421

P11 19 Harry YARDLEY-ROSE				
LAP	LAP TIME	DIFF	MPH	TIME OF DAY
1 -	2:26.335	14.745	73.03	11:47:39.833
2 -	4:08.166	1:56.576	43.06	11:51:47.999
3 -	2:51.596	40.006	62.28	11:54:39.595
4 -	2:12.014 (3)	0.424	80.96	11:56:51.609
5 -	2:11.945 (2)	0.355	81.00	11:59:03.554
6 -	2:11.590 (1)		81.22	12:01:15.144

P12 21 Sean SMITH				
LAP	LAP TIME	DIFF	MPH	TIME OF DAY
1 -	2:25.028	12.298	73.69	11:47:38.526
2 -	4:06.273	1:53.543	43.39	11:51:44.799
3 -	2:53.577	40.847	61.57	11:54:38.376
4 -	2:12.730 (1)		80.52	11:56:51.106
5 -	2:12.851 (3)	0.121	80.45	11:59:03.957
6 -	2:12.837 (2)	0.107	80.46	12:01:16.794

P13 5 Sam MEAGHER				
LAP	LAP TIME	DIFF	MPH	TIME OF DAY
1 -	2:25.719	13.126	73.34	11:47:39.217
2 -	4:06.987	1:54.394	43.27	11:51:46.204
3 -	2:53.170	40.577	61.72	11:54:39.374
4 -	2:13.018 (3)	0.425	80.35	11:56:52.392
5 -	2:12.593 (1)		80.60	11:59:04.985
6 -	2:12.916 (2)	0.323	80.41	12:01:17.901

BRSCC TCR UK Race Weekend - Snetterton

Demon Tweaks Audi TT Cup Championship

RACE 12 - LAP ANALYSIS

DIFF = Difference To Personal Best Lap

P14 52 Paul LUTI				
LAP	LAP TIME	DIFF	MPH	TIME OF DAY
1 -	2:26.790	14.278	72.81	11:47:40.288
2 -	4:08.635	1:56.123	42.98	11:51:48.923
3 -	2:51.254	38.742	62.41	11:54:40.177
4 -	2:12.605 (2)	0.093	80.60	11:56:52.782
5 -	2:12.760 (3)	0.248	80.50	11:59:05.542
6 -	2:12.512 (1)		80.65	12:01:18.054

P15 196 Nick BRADY				
LAP	LAP TIME	DIFF	MPH	TIME OF DAY
1 -	2:29.573	17.493	71.45	11:47:43.071
2 -	4:10.026	1:57.946	42.74	11:51:53.097
3 -	2:50.052	37.972	62.85	11:54:43.149
4 -	2:12.549 (2)	0.469	80.63	11:56:55.698
5 -	2:12.638 (3)	0.558	80.58	11:59:08.336
6 -	2:12.080 (1)		80.92	12:01:20.416

P16 87 Brad KAYLOR				
LAP	LAP TIME	DIFF	MPH	TIME OF DAY
1 -	2:28.264	15.102	72.08	11:47:41.762
2 -	4:08.967	1:55.805	42.92	11:51:50.729
3 -	2:50.962	37.800	62.51	11:54:41.691
4 -	2:13.265 (2)	0.103	80.20	11:56:54.956
5 -	2:13.162 (1)		80.26	11:59:08.118
6 -	2:14.900 (3)	1.738	79.22	12:01:23.018

P17 38 Morgan WROOT				
LAP	LAP TIME	DIFF	MPH	TIME OF DAY
1 -	2:24.542	12.860	73.94	11:47:38.040
2 -	4:05.819	1:54.137	43.47	11:51:43.859
3 -	2:54.227	42.545	61.34	11:54:38.086
4 -	2:11.682 (1)		81.16	11:56:49.768
5 -	2:20.145 (3)	8.463	76.26	11:59:09.913
6 -	2:13.346 (2)	1.664	80.15	12:01:23.259

P18 9 Jonathan WILLIAMS				
LAP	LAP TIME	DIFF	MPH	TIME OF DAY
1 -	2:28.854	15.826	71.80	11:47:42.352
2 -	4:09.120	1:56.092	42.90	11:51:51.472
3 -	2:50.756	37.728	62.59	11:54:42.228
4 -	2:13.028 (1)		80.34	11:56:55.256
5 -	2:13.841 (2)	0.813	79.85	11:59:09.097
6 -	2:14.454 (3)	1.426	79.49	12:01:23.551

P19 454 Ryan EDGE CUMBE				
LAP	LAP TIME	DIFF	MPH	TIME OF DAY
1 -	2:32.080	19.661	70.27	11:47:45.578
2 -	4:11.606	1:59.187	42.47	11:51:57.184
3 -	2:48.991	36.572	63.24	11:54:46.175
4 -	2:12.855 (2)	0.436	80.44	11:56:59.030
5 -	2:12.419 (1)		80.71	11:59:11.449
6 -	2:13.091 (3)	0.672	80.30	12:01:24.540

P20 101 Sam LAIDLAW				
LAP	LAP TIME	DIFF	MPH	TIME OF DAY
1 -	2:31.539	17.019	70.53	11:47:45.037
2 -	4:10.391	1:55.871	42.68	11:51:55.428
3 -	2:50.355	35.835	62.74	11:54:45.783

DIFF = Difference To Personal Best Lap

4 -	2:15.793 (3)	1.273	78.70	11:57:01.576
5 -	2:14.520 (1)		79.45	11:59:16.096
6 -	2:15.294 (2)	0.774	78.99	12:01:31.390

P21 99 Rob BOSTON				
LAP	LAP TIME	DIFF	MPH	TIME OF DAY
1 -				
2 -				
3 -				
4 -				
5 -				
6 -				

P22 47 Daniel BUDD				
LAP	LAP TIME	DIFF	MPH	TIME OF DAY
1 -				
2 -				
3 -				
4 -				
5 -				
6 -				

P23 27 Mark GRICE				
LAP	LAP TIME	DIFF	MPH	TIME OF DAY
1 -	2:32.837	19.596	69.93	11:47:46.335
2 -	4:12.077	1:58.836	42.40	11:51:58.412
3 -	2:51.441	38.200	62.34	11:54:49.853
4 -	2:14.956 (2)	1.715	79.19	11:57:04.809
5 -	2:13.241 (1)		80.21	11:59:18.050
6 -	2:15.156 (3)	1.915	79.07	12:01:33.206

P24 24 Paul SAVAGE				
LAP	LAP TIME	DIFF	MPH	TIME OF DAY
1 -	2:33.964	18.835	69.41	11:47:47.462
2 -	4:12.951	1:57.822	42.25	11:52:00.413
3 -	2:51.945	36.816	62.15	11:54:52.358
4 -	2:15.700 (2)	0.571	78.76	11:57:08.058
5 -	2:15.129 (1)		79.09	11:59:23.187
6 -	2:20.459 (3)	5.330	76.09	12:01:43.646

P25 37 David ROBB				
LAP	LAP TIME	DIFF	MPH	TIME OF DAY
1 -	2:27.683 (1)		72.37	11:47:41.181
2 -	4:08.611 (3)	1:40.928	42.99	11:51:49.792
3 -	2:51.061 (2)	23.378	62.48	11:54:40.853
4 -	4:58.274 P	2:30.591	35.83	11:59:39.127
5 -	2:17.605		77.67	12:01:56.732

P26 100 Steven LAIDLAW				
LAP	LAP TIME	DIFF	MPH	TIME OF DAY
1 -	2:30.124 (1)		71.19	11:47:43.622
2 -	4:10.111 (3)	1:39.987	42.73	11:51:53.733
3 -	2:50.890 (2)	20.766	62.54	11:54:44.623

P27 211 Ruby SMITH				
LAP	LAP TIME	DIFF	MPH	TIME OF DAY
1 -	2:33.298 (1)		69.72	11:47:46.796
2 -	4:13.162 (3)	1:39.864	42.21	11:51:59.958
3 -	2:52.137 (2)	18.839	62.09	11:54:52.095

BRSCC TCR UK Race Weekend - Snetterton
Demon Tweaks Audi TT Cup Championship
RACE 12 - STATISTICS

Competitors Started 28
Planned Start 2024-05-19 @ 11:10:00.000
Actual Start 2024-05-19 @ 11:45:13.498
Finish Time 2024-05-19 @ 12:01:07.875
Track Length 2.9689mi.
Total Laps 155
Total Distance Covered 460.1812mi.

Session Fastest Lap History

NO	CL	NAME	LAP TIME	TIME OF DAY	LAP	VEHICLE
11		Adam BLAIR	2:18.163	11:47:31.667	1	Audi TT 2.0 TFSI
11		Adam BLAIR	2:11.040	11:56:44.783	4	Audi TT 2.0 TFSI
77		Steve FODEN	2:10.904	11:58:56.665	5	Audi TT 2.0 TFSI

Session Leader History

NO	CL	NAME	FROM LAP	LAPS LED	DISTANCE	VEHICLE
11		Adam BLAIR	1	6	17.81 miles	Audi TT 2.0 TFSI

Flag History

TYPE	TIME OF DAY
GREEN	11:45:13.498
SAFETY	11:47:18.970
GREEN	11:54:29.478
FINISH	12:01:07.875

Flag Statistics

TYPE	COUNT	TOTAL LAPS	TOTAL TIME
Green	2	4	10:15.418
Red	0	0	0.000
Safety Car	1	2	7:10.508
FCY	0	0	0.000

BRSCC TCR UK Race Weekend - Snetterton
Demon Tweaks Audi TT Cup Championship
RACE 12 - STATISTICS

CLASS :

24 Starters

Fastest Lap History

NO	NAME	LAP TIME	TIME OF DAY	LAP	VEHICLE
11	Adam BLAIR	2:18.163	11:47:31.667	1	Audi TT 2.0 TFSI
11	Adam BLAIR	2:11.040	11:56:44.783	4	Audi TT 2.0 TFSI
77	Steve FODEN	2:10.904	11:58:56.665	5	Audi TT 2.0 TFSI

Leader History

NO	NAME	FROM LAP	LAPS LED	DISTANCE	VEHICLE
11	Adam BLAIR	1	6	17.81 miles	Audi TT 2.0 TFSI

BRSCC TCR UK Race Weekend - Snetterton
Demon Tweaks Audi TT Cup Championship
RACE 12 - STATISTICS

CLASS : (M)

4 Starters

Fastest Lap History

NO	NAME	LAP TIME	TIME OF DAY	LAP	VEHICLE
21	Sean SMITH	2:25.028	11:47:38.526	1	Audi TT 2.0 TFSI
21	Sean SMITH	2:12.730	11:56:51.116	4	Audi TT 2.0 TFSI

Leader History

NO	NAME	FROM LAP	LAPS LED	DISTANCE	VEHICLE
21	Sean SMITH	1	6	17.81 miles	Audi TT 2.0 TFSI