

**demon
tweeks**



DEMON TWEEDS AUDI TT CUP CHAMPIONSHIP

brscc
DRIVEN BY RACING

2024 TCR UK Race Weekend
Thruxton
21st / 22nd September 2024



Timing & Results Provided by Timing Solutions Ltd

www.tsl-timing.com

Demon Tweeks Audi TT Cup Championship

QUALIFYING - RACE 7 - CLASSIFICATION

POS	NO	CL	PIC	NAME	ENTRY	TIME	ON	LAPS	GAP	DIFF	MPH
1	6		1	Bradley BURNS	Audi TT 2.0 TFSI	1:24.208	2	4			100.72
2	57		2	Sam HEADING	Audi TT 2.0 TFSI	1:24.478	8	9	0.270	0.270	100.40
3	72		3	Matt LUFF	Audi TT 2.0 TFSI	1:24.794	3	8	0.586	0.316	100.02
4	45		4	Carl SWIFT	Audi TT 2.0 TFSI	1:25.388	2	9	1.180	0.594	99.33
5	51		5	Luke HANDLEY	Audi TT 2.0 TFSI	1:25.762	3	9	1.554	0.374	98.89
6	38*		6	Morgan WROOT	Audi TT 2.0 TFSI	1:25.835	5	10	1.627	0.073	98.81
7	73		7	Ross MAKAR	Audi TT 2.0 TFSI	1:25.998	6	9	1.790	0.163	98.62
8	52		8	Paul LUTI	Audi TT 2.0 TFSI	1:26.198	2	6	1.990	0.200	98.39
9	22		9	Jason PELOSI	Audi TT 2.0 TFSI	1:26.224	3	7	2.016	0.026	98.36
10	21	M	1	Sean SMITH	Audi TT 2.0 TFSI	1:26.313	7	8	2.105	0.089	98.26
11	454		10	Ryan EDGE CUMBE	Audi TT 2.0 TFSI	1:26.390	7	9	2.182	0.077	98.17
12	15		11	Andrew DYER	Audi TT 2.0 TFSI	1:26.495	2	10	2.287	0.105	98.05
13	78		12	Richard FORBER	Audi TT 2.0 TFSI	1:26.522	8	8	2.314	0.027	98.02
14	44		13	Charles BUDD	Audi TT 2.0 TFSI	1:26.626	5	9	2.418	0.104	97.91
15	5		14	Sam MEAGHER	Audi TT 2.0 TFSI	1:26.711	3	9	2.503	0.085	97.81
16	87		15	Bradlay KAYLOR	Audi TT 2.0 TFSI	1:26.780	4	9	2.572	0.069	97.73
17	47		16	Daniel BUDD	Audi TT 2.0 TFSI	1:27.143	5	10	2.935	0.363	97.32
18	75		17	Oliver DEVINE-KING	Audi TT 2.0 TFSI	1:27.207	5	9	2.999	0.064	97.25
19	9	M	2	Jonathan WILLIAMS	Audi TT 2.0 TFSI	1:27.314	4	10	3.106	0.107	97.13
20	77		18	Steve FODEN	Audi TT 2.0 TFSI	1:27.482	3	10	3.274	0.168	96.95
21	33	M	3	Patrick BOOTH	Audi TT 2.0 TFSI	1:27.758	8	10	3.550	0.276	96.64
22	211		19	Ruby SMITH	Audi TT 2.0 TFSI	1:27.918	7	9	3.710	0.160	96.47
23	24	M	4	Paul SAVAGE	Audi TT 2.0 TFSI	1:32.173	9	9	7.965	4.255	92.01
24	27		20	Mark GRICE	Audi TT 2.0 TFSI	1:48.506	2	3	24.298	16.333	78.16

Comments: Car 38 - You must fit a working transponder

Weather / Track : Cloudy / Drying

Date: 21/09/2024 Start: 11:39 Finish: 11:54

These results are provisional until the conclusion of any judicial and technical matters.

Thruxton: 2.3560 miles

Clerk Of Course: Dave Weston

Stewards:

Timekeeper: Sarah Evans



Results can be found at www.tsl-timing.com

Printed - 12:01 Saturday, 21 September 2024

Demon Tweeks Audi TT Cup Championship

QUALIFYING - RACE 7 - LAP ANALYSIS

DIFF = Difference To Personal Best Lap

P1 6 Bradley BURNS				
LAP	LAP TIME	DIFF	MPH	TIME OF DAY
1 -				11:41:56.653
2 -	1:24.208 (1)		100.72	11:43:20.861
3 -	1:28.613 (2)	4.405	95.71	11:44:49.474
4 -	1:24.818 P	0.610	99.99	11:46:14.292

P2 57 Sam HEADING				
LAP	LAP TIME	DIFF	MPH	TIME OF DAY
1 -				11:41:41.475
2 -	1:25.156	0.678	99.60	11:43:06.631
3 -	1:24.985 (3)	0.507	99.80	11:44:31.616
4 -	1:40.321	15.843	84.54	11:46:11.937
5 -	1:24.609 (2)	0.131	100.24	11:47:36.546
6 -	1:43.485 P	19.007	81.95	11:49:20.031
7 -	2:29.711	1:05.233	56.65	11:51:49.742
8 -	1:24.478 (1)		100.40	11:53:14.220
9 -	1:53.174	28.696	74.94	11:55:07.394

P3 72 Matt LUFF				
LAP	LAP TIME	DIFF	MPH	TIME OF DAY
1 -				11:41:49.335
2 -	1:25.172 (3)	0.378	99.58	11:43:14.507
3 -	1:24.794 (1)		100.02	11:44:39.301
4 -	1:43.693 P	18.899	81.79	11:46:22.994
5 -	2:57.851	1:33.057	47.68	11:49:20.845
6 -	1:24.958 (2)	0.164	99.83	11:50:45.803
7 -	1:41.158	16.364	83.84	11:52:26.961
8 -	2:01.461 P	36.667	69.82	11:54:28.422

P4 45 Carl SWIFT				
LAP	LAP TIME	DIFF	MPH	TIME OF DAY
1 -				11:41:55.299
2 -	1:25.388 (1)		99.33	11:43:20.687
3 -	1:25.444 (2)	0.056	99.26	11:44:46.131
4 -	1:33.229 P	7.841	90.97	11:46:19.360
5 -	2:48.622	1:23.234	50.29	11:49:07.982
6 -	1:35.911	10.523	88.43	11:50:43.893
7 -	1:26.079	0.691	98.53	11:52:09.972
8 -	1:26.018	0.630	98.60	11:53:35.990
9 -	1:25.702 (3)	0.314	98.96	11:55:01.692

P5 51 Luke HANDLEY				
LAP	LAP TIME	DIFF	MPH	TIME OF DAY
1 -				11:41:58.942
2 -	1:26.330	0.568	98.24	11:43:25.272
3 -	1:25.762 (1)		98.89	11:44:51.034
4 -	1:24.034 P		100.93	11:46:15.068
5 -	2:53.460	1:27.698	48.89	11:49:08.528
6 -	1:35.927	10.165	88.41	11:50:44.455
7 -	1:26.175 (3)	0.413	98.42	11:52:10.630
8 -	1:26.078 (2)	0.316	98.53	11:53:36.708
9 -	1:27.546	1.784	96.88	11:55:04.254

P6 38 Morgan WROOT				
LAP	LAP TIME	DIFF	MPH	TIME OF DAY
1 -				11:41:49.941
2 -	1:28.552	2.717	95.78	11:43:18.493
3 -	1:25.917 (2)	0.082	98.71	11:44:44.410
4 -	1:33.197	7.362	91.00	11:46:17.607

DIFF = Difference To Personal Best Lap

5 -	1:25.835 (1)		98.81	11:47:43.442
6 -	1:26.836	1.001	97.67	11:49:10.278
7 -	1:39.699	13.864	85.07	11:50:49.977
8 -	1:26.115 (3)	0.280	98.49	11:52:16.092
9 -	1:26.385	0.550	98.18	11:53:42.477
10 -	1:26.356	0.521	98.21	11:55:08.833

P7 73 Ross MAKAR				
LAP	LAP TIME	DIFF	MPH	TIME OF DAY
1 -				11:42:26.288
2 -	1:27.069	1.071	97.41	11:43:53.357
3 -	1:26.478	0.480	98.07	11:45:19.835
4 -	1:26.099 (3)	0.101	98.50	11:46:45.934
5 -	1:26.065 (2)	0.067	98.54	11:48:11.999
6 -	1:25.998 (1)		98.62	11:49:37.997
7 -	1:28.743 P	2.745	95.57	11:51:06.740
8 -	3:25.665	1:59.667	41.23	11:54:32.405
9 -	1:26.431	0.433	98.13	11:55:58.836

P8 52 Paul LUTI				
LAP	LAP TIME	DIFF	MPH	TIME OF DAY
1 -				11:41:41.856
2 -	1:26.198 (1)		98.39	11:43:08.054
3 -	1:26.450 (2)	0.252	98.11	11:44:34.504
4 -	1:38.193	11.995	86.37	11:46:12.697
5 -	1:27.219 (3)	1.021	97.24	11:47:39.916
6 -	1:49.583 P	23.385	77.39	11:49:29.499

P9 22 Jason PELOSI				
LAP	LAP TIME	DIFF	MPH	TIME OF DAY
1 -				11:41:50.470
2 -	1:27.441 (2)	1.217	96.99	11:43:17.911
3 -	1:26.224 (1)		98.36	11:44:44.135
4 -	1:32.502 P	6.278	91.69	11:46:16.637
5 -	3:02.571	1:36.347	46.45	11:49:19.208
6 -	1:27.939 (3)	1.715	96.44	11:50:47.147
7 -	1:29.061 P	2.837	95.23	11:52:16.208

P10 21 Sean SMITH				
LAP	LAP TIME	DIFF	MPH	TIME OF DAY
1 -				11:42:04.103
2 -	1:27.197	0.884	97.26	11:43:31.300
3 -	1:26.593 (2)	0.280	97.94	11:44:57.893
4 -	1:27.616	1.303	96.80	11:46:25.509
5 -	1:26.095 P		98.51	11:47:51.604
6 -	4:20.861	2:54.548	32.51	11:52:12.465
7 -	1:26.313 (1)		98.26	11:53:38.778
8 -	1:27.189 (3)	0.876	97.27	11:55:05.967

P11 454 Ryan EDGE CUMBE				
LAP	LAP TIME	DIFF	MPH	TIME OF DAY
1 -				11:42:01.008
2 -	1:27.566	1.176	96.85	11:43:28.574
3 -	1:26.764 (2)	0.374	97.75	11:44:55.338
4 -	1:28.142	1.752	96.22	11:46:23.480
5 -	1:27.053 P	0.663	97.43	11:47:50.533
6 -	4:03.174	2:36.784	34.87	11:51:53.707
7 -	1:26.390 (1)		98.17	11:53:20.097
8 -	1:26.869 (3)	0.479	97.63	11:54:46.966
9 -	1:32.417	6.027	91.77	11:56:19.383

Demon Tweaks Audi TT Cup Championship

QUALIFYING - RACE 7 - LAP ANALYSIS

DIFF = Difference To Personal Best Lap

P12 15 Andrew DYER				
LAP	LAP TIME	DIFF	MPH	TIME OF DAY
1 -				11:42:32.617
2 -	1:26.495 (1)		98.05	11:43:59.112
3 -	1:26.517 (2)	0.022	98.03	11:45:25.629
4 -	1:27.092	0.597	97.38	11:46:52.721
5 -	1:27.074 (3)	0.579	97.40	11:48:19.795
6 -	1:27.234	0.739	97.22	11:49:47.029
7 -	1:29.699	3.204	94.55	11:51:16.728
8 -	1:27.763	1.268	96.64	11:52:44.491
9 -	1:32.305	5.810	91.88	11:54:16.796
10 -	1:30.011	3.516	94.22	11:55:46.807

P13 78 Richard FORBER				
LAP	LAP TIME	DIFF	MPH	TIME OF DAY
1 -				11:42:47.351
2 -	1:30.521	3.999	93.69	11:44:17.872
3 -	1:27.854 (3)	1.332	96.54	11:45:45.726
4 -	1:26.721 P	0.199	97.80	11:47:12.447
5 -	4:39.803	3:13.281	30.31	11:51:52.250
6 -	1:26.923 (2)	0.401	97.57	11:53:19.173
7 -	1:31.443	4.921	92.75	11:54:50.616
8 -	1:26.522 (1)		98.02	11:56:17.138

P14 44 Charles BUDD				
LAP	LAP TIME	DIFF	MPH	TIME OF DAY
1 -				11:42:05.300
2 -	1:27.999	1.373	96.38	11:43:33.299
3 -	1:35.360	8.734	88.94	11:45:08.659
4 -	1:26.979 (3)	0.353	97.51	11:46:35.638
5 -	1:26.626 (1)		97.91	11:48:02.264
6 -	1:32.866 P	6.240	91.33	11:49:35.130
7 -	2:49.176	1:22.550	50.13	11:52:24.306
8 -	1:26.708 (2)	0.082	97.81	11:53:51.014
9 -	1:27.695	1.069	96.71	11:55:18.709

P15 5 Sam MEAGHER				
LAP	LAP TIME	DIFF	MPH	TIME OF DAY
1 -				11:42:27.820
2 -	1:27.829	1.118	96.56	11:43:55.649
3 -	1:26.711 (1)		97.81	11:45:22.360
4 -	1:27.744 (3)	1.033	96.66	11:46:50.104
5 -	1:27.034 (2)	0.323	97.45	11:48:17.138
6 -	1:28.336	1.625	96.01	11:49:45.474
7 -	1:26.276 P		98.30	11:51:11.750
8 -	3:21.798	1:55.087	42.03	11:54:33.548
9 -	1:27.750	1.039	96.65	11:56:01.298

P16 87 Bradley KAYLOR				
LAP	LAP TIME	DIFF	MPH	TIME OF DAY
1 -				11:42:12.614
2 -	1:28.702	1.922	95.61	11:43:41.316
3 -	1:30.405	3.625	93.81	11:45:11.721
4 -	1:26.780 (1)		97.73	11:46:38.501
5 -	1:27.122 (2)	0.342	97.35	11:48:05.623
6 -	1:26.639 P		97.89	11:49:32.262
7 -	3:06.807	1:40.027	45.40	11:52:39.069
8 -	1:28.208	1.428	96.15	11:54:07.277
9 -	1:27.864 (3)	1.084	96.53	11:55:35.141

DIFF = Difference To Personal Best Lap

P17 47 Daniel BUDD				
LAP	LAP TIME	DIFF	MPH	TIME OF DAY
1 -				11:42:22.310
2 -	1:27.849	0.706	96.54	11:43:50.159
3 -	1:27.279 (2)	0.136	97.17	11:45:17.438
4 -	1:33.506	6.363	90.70	11:46:50.944
5 -	1:27.143 (1)		97.32	11:48:18.087
6 -	1:46.639	19.496	79.53	11:50:04.726
7 -	1:34.306	7.163	89.93	11:51:39.032
8 -	1:29.190	2.047	95.09	11:53:08.222
9 -	1:40.605	13.462	84.30	11:54:48.827
10 -	1:27.369 (3)	0.226	97.07	11:56:16.196

P18 75 Oliver DEVINE-KING				
LAP	LAP TIME	DIFF	MPH	TIME OF DAY
1 -				11:42:35.335
2 -	1:34.221	7.014	90.01	11:44:09.556
3 -	1:28.643	1.436	95.68	11:45:38.199
4 -	1:28.055 (2)	0.848	96.32	11:47:06.254
5 -	1:27.207 (1)		97.25	11:48:33.461
6 -	1:28.412	1.205	95.93	11:50:01.873
7 -	1:28.778 P	1.571	95.53	11:51:30.651
8 -	2:40.363	1:13.156	52.89	11:54:11.014
9 -	1:28.135 (3)	0.928	96.23	11:55:39.149

P19 9 Jonathan WILLIAMS				
LAP	LAP TIME	DIFF	MPH	TIME OF DAY
1 -				11:42:14.419
2 -	1:30.369	3.055	93.85	11:43:44.788
3 -	1:28.752	1.438	95.56	11:45:13.540
4 -	1:27.314 (1)		97.13	11:46:40.854
5 -	1:27.617 (3)	0.303	96.80	11:48:08.471
6 -	1:27.918	0.604	96.47	11:49:36.389
7 -	1:27.956	0.642	96.43	11:51:04.345
8 -	1:35.562	8.248	88.75	11:52:39.907
9 -	1:33.208	5.894	90.99	11:54:13.115
10 -	1:27.462 (2)	0.148	96.97	11:55:40.577

P20 77 Steve FODEN				
LAP	LAP TIME	DIFF	MPH	TIME OF DAY
1 -				11:42:00.388
2 -	1:29.299	1.817	94.97	11:43:29.687
3 -	1:27.482 (1)		96.95	11:44:57.169
4 -	1:36.122	8.640	88.23	11:46:33.291
5 -	1:27.880 (3)	0.398	96.51	11:48:01.171
6 -	1:28.332	0.850	96.01	11:49:29.503
7 -	1:28.253	0.771	96.10	11:50:57.756
8 -	1:36.041	8.559	88.31	11:52:33.797
9 -	1:27.929	0.447	96.45	11:54:01.726
10 -	1:27.860 (2)	0.378	96.53	11:55:29.586

P21 33 Patrick BOOTH				
LAP	LAP TIME	DIFF	MPH	TIME OF DAY
1 -				11:42:42.464
2 -	1:33.450	5.692	90.76	11:44:15.914
3 -	1:29.602	1.844	94.65	11:45:45.516
4 -	1:30.020	2.262	94.21	11:47:15.536
5 -	1:28.782 (3)	1.024	95.53	11:48:44.318
6 -	1:28.867	1.109	95.44	11:50:13.185
7 -	1:28.240 (2)	0.482	96.11	11:51:41.425
8 -	1:27.758 (1)		96.64	11:53:09.183

Demon Tweeks Audi TT Cup Championship

QUALIFYING - RACE 7 - LAP ANALYSIS

DIFF = Difference To Personal Best Lap

9 -	1:44.154	16.396	81.43	11:54:53.337
10 -	1:29.563 P	1.805	94.69	11:56:22.900

P22 211 Ruby SMITH				
LAP	LAP TIME	DIFF	MPH	TIME OF DAY
1 -				11:42:14.225
2 -	1:32.689	4.771	91.50	11:43:46.914
3 -	1:29.096 (3)	1.178	95.19	11:45:16.010
4 -	1:31.072	3.154	93.13	11:46:47.082
5 -	1:30.209	2.291	94.02	11:48:17.291
6 -	1:29.094 (2)	1.176	95.19	11:49:46.385
7 -	1:27.918 (1)		96.47	11:51:14.303
8 -	1:32.632	4.714	91.56	11:52:46.935
9 -	1:29.818 P	1.900	94.43	11:54:16.753

P23 24 Paul SAVAGE				
LAP	LAP TIME	DIFF	MPH	TIME OF DAY
1 -				11:42:38.849
2 -	1:41.086	8.913	83.90	11:44:19.935
3 -	1:35.316	3.143	88.98	11:45:55.251
4 -	1:34.462	2.289	89.78	11:47:29.713
5 -	1:33.426 (3)	1.253	90.78	11:49:03.139
6 -	1:34.337 P	2.164	89.90	11:50:37.476
7 -	2:44.816	1:12.643	51.46	11:53:22.292
8 -	1:32.347 (2)	0.174	91.84	11:54:54.639
9 -	1:32.173 (1)		92.01	11:56:26.812

P24 27 Mark GRICE				
LAP	LAP TIME	DIFF	MPH	TIME OF DAY
1 -				11:41:43.804
2 -	1:48.506 (1)		78.16	11:43:32.310
3 -	1:40.529 P		84.36	11:45:12.839

Demon Tweeks Audi TT Cup Championship

QUALIFYING - RACE 7 - STATISTICS

Competitors Started 24
Planned Start 2024-09-21 @ 11:35:00.000
Actual Start 2024-09-21 @ 11:39:56.376
Finish Time 2024-09-21 @ 11:54:57.539
Track Length 2.3560mi.
Total Laps 203
Total Distance Covered 478.2686mi.

Session Fastest Lap History

NO	CL	NAME	LAP TIME	TIME OF DAY	LAP	VEHICLE
57		Sam HEADING	1:25.156	11:43:06.658	2	Audi TT 2.0 TFSI
6		Bradley BURNS	1:24.208	11:43:20.788	2	Audi TT 2.0 TFSI

Flag History

TYPE	TIME OF DAY
GREEN	11:39:56.376
FINISH	11:54:57.539

Flag Statistics

TYPE	COUNT	TOTAL LAPS	TOTAL TIME
Green	1	10	17:02.419
Red	0	0	0.000
Safety Car	0	0	0.000
FCY	0	0	0.000

Demon Tweeks Audi TT Cup Championship

QUALIFYING - RACE 7 - STATISTICS

CLASS :

20 Starters

Fastest Lap History

NO	NAME	LAP TIME	TIME OF DAY	LAP	VEHICLE
57	Sam HEADING	1:25.156	11:43:06.658	2	Audi TT 2.0 TFSI
6	Bradley BURNS	1:24.208	11:43:20.788	2	Audi TT 2.0 TFSI

Demon Tweeks Audi TT Cup Championship

QUALIFYING - RACE 7 - STATISTICS

CLASS : M

4 Starters

Fastest Lap History

NO	NAME	LAP TIME	TIME OF DAY	LAP	VEHICLE
21	Sean SMITH	1:27.197	11:43:31.324	2	Audi TT 2.0 TFSI
21	Sean SMITH	1:26.593	11:44:57.918	3	Audi TT 2.0 TFSI
21	Sean SMITH	1:26.313	11:53:38.803	7	Audi TT 2.0 TFSI


Demon Tweeks Audi TT Cup Championship

RACE 7 - GRID (15 minutes)

ROW 12	23	1:32.173	24	1:48.506
	24	Paul SAVAGE	27	Mark GRICE
ROW 11	21	1:27.758	22	1:27.918
	33	Patrick BOOTH	211	Ruby SMITH
ROW 10	19	1:27.314	20	1:27.482
	9	Jonathan WILLIAMS	77	Steve FODEN
ROW 9	17	1:27.143	18	1:27.207
	47	Daniel BUDD	75	Oliver DEVINE-KING
ROW 8	15	1:26.711	16	1:26.780
	5	Sam MEAGHER	87	Bradlay KAYLOR
ROW 7	13	1:26.522	14	1:26.626
	78	Richard FORBER	44	Charles BUDD
ROW 6	11	1:26.390	12	1:26.495
	454	Ryan EDGE CUMBE	15	Andrew DYER
ROW 5	9	1:26.224	10	1:26.313
	22	Jason PELOSI	21	Sean SMITH
ROW 4	7	1:25.998	8	1:26.198
	73	Ross MAKAR	52	Paul LUTI
ROW 3	5	1:25.762	6	1:25.835
	51	Luke HANDLEY	38	Morgan WROOT
ROW 2	3	1:24.794	4	1:25.388
	72	Matt LUFF	45	Carl SWIFT
ROW 1	1	1:24.208	2	1:24.478
	6	Bradley BURNS	57	Sam HEADING
Pole				

These results are provisional until the conclusion of any judicial and technical matters.

Thruxton: 2.3560 miles

Clerk Of Course: Dave Weston	Stewards:	Timekeeper: Sarah Evans	
------------------------------	-----------	-------------------------	---

Results can be found at www.tsl-timing.com

Printed - 12:03 Saturday, 21 September 2024

Demon Tweeks Audi TT Cup Championship

RACE 7 - CLASSIFICATION

Race Distance: 11 Laps / 25.91 miles

POS	NO	CL	PIC	NAME	ENTRY	LAPS	TIME	GAP	DIFF	MPH	BEST	ON	GRD	↑↓
1	6		1	Bradley BURNS	Audi TT 2.0 TFSI	11	15:44.642			98.76	1:24.821	2	1	0
2	72		2	Matt LUFF	Audi TT 2.0 TFSI	11	15:45.430	0.788	0.788	98.68	1:24.737	2	3	1
3	57		3	Sam HEADING	Audi TT 2.0 TFSI	11	15:47.043	2.401	1.613	98.51	1:25.055	2	2	-1
4	45		4	Carl SWIFT	Audi TT 2.0 TFSI	11	15:54.922	10.280	7.879	97.70	1:25.222	2	4	0
5	73		5	Ross MAKAR	Audi TT 2.0 TFSI	11	16:03.968	19.326	9.046	96.78	1:26.239	2	7	2
6	15		6	Andrew DYER	Audi TT 2.0 TFSI	11	16:04.752	20.110	0.784	96.70	1:26.615	9	12	6
7	51		7	Luke HANDLEY	Audi TT 2.0 TFSI	11	16:04.920	20.278	0.168	96.68	1:26.441	2	5	-2
8	78		8	Richard FORBER	Audi TT 2.0 TFSI	11	16:06.259	21.617	1.339	96.55	1:26.499	3	13	5
9	454		9	Ryan EDGE CUMBE	Audi TT 2.0 TFSI	11	16:11.444	26.802	5.185	96.04	1:26.438	3	11	2
10	44		10	Charles BUDD	Audi TT 2.0 TFSI	11	16:11.910	27.268	0.466	95.99	1:26.748	3	14	4
11	21	M	1	Sean SMITH	Audi TT 2.0 TFSI	11	16:14.334	29.692	2.424	95.75	1:26.056	2	10	-1
12	87		11	Bradley KAYLOR	Audi TT 2.0 TFSI	11	16:16.967	32.325	2.633	95.49	1:27.124	3	16	4
13	75		12	Oliver DEVINE-KING	Audi TT 2.0 TFSI	11	16:17.935	33.293	0.968	95.40	1:26.896	3	18	5
14	47		13	Daniel BUDD	Audi TT 2.0 TFSI	11	16:18.689	34.047	0.754	95.32	1:26.893	3	17	3
15	27		14	Mark GRICE	Audi TT 2.0 TFSI	11	16:19.419	34.777	0.730	95.25	1:27.478	9	24	9
16	77		15	Steve FODEN	Audi TT 2.0 TFSI	11	16:23.847	39.205	4.428	94.82	1:27.880	3	20	4
17	9	M	2	Jonathan WILLIAMS	Audi TT 2.0 TFSI	11	16:24.273	39.631	0.426	94.78	1:27.244	3	19	2
18	33	M	3	Patrick BOOTH	Audi TT 2.0 TFSI	11	16:25.863	41.221	1.590	94.63	1:28.034	2	21	3
19	22		16	Jason PELOSI	Audi TT 2.0 TFSI	11	16:43.245	58.603	17.382	92.99	1:29.251	8	9	-10
20	211		17	Ruby SMITH	Audi TT 2.0 TFSI	11	16:45.231	1:00.589	1.986	92.81	1:28.942	11	22	2
21	24	M	4	Paul SAVAGE	Audi TT 2.0 TFSI	10	15:50.890	1 Lap	1 Lap	89.19	1:32.760	9	23	2
22	38		18	Morgan WROOT	Audi TT 2.0 TFSI	10	16:44.958	1 Lap	54.068	84.39	1:28.868	6	6	-16

NOT CLASSIFIED

DNF	5			Sam MEAGHER	Audi TT 2.0 TFSI	1	2:02.516	10 Laps	9 Laps	69.22				15
DNF	52			Paul LUTI	Audi TT 2.0 TFSI	0								8

FASTEST LAP

	72			Matt LUFF	Audi TT 2.0 TFSI	2	1:24.737			100.09 mph				161.08 kph
	21	M		Sean SMITH	Audi TT 2.0 TFSI	2	1:26.056			98.55 mph				158.61 kph

Weather / Track : Bright / Dry

Date: 21/09/2024 Start: 16:49 Finish: 17:04

These results are provisional until the conclusion of any judicial and technical matters.

Thruxton: 2.3560 miles

Clerk Of Course: Dave Weston

Stewards:

Timekeeper: Sarah Evans



Results can be found at www.tsl-timing.com

Printed - 17:08 Saturday, 21 September 2024

Demon Tweeks Audi TT Cup Championship

RACE 7 - LAP CHART

LAP 1 @ 16:50:33.375			LAP 2 @ 16:51:58.196			LAP 3 @ 16:53:23.301			LAP 4 @ 16:54:48.543			LAP 5 @ 16:56:13.961		
NO	BEHIND	LAP TIME	NO	BEHIND	LAP TIME	NO	BEHIND	LAP TIME	NO	BEHIND	LAP TIME	NO	BEHIND	LAP TIME
6		1:29.974	6		1:24.821	6		1:25.105	6		1:25.242	6		1:25.418
72	0.537	1:30.511	72	0.453	1:24.737	72	0.343	1:24.995	72	0.586	1:25.485	72	0.727	1:25.559
57	1.084	1:31.058	57	1.318	1:25.055	57	1.384	1:25.171	57	1.467	1:25.325	57	1.653	1:25.604
45	1.733	1:31.707	45	2.134	1:25.222	45	2.822	1:25.793	45	3.501	1:25.921	45	4.045	1:25.962
51	2.865	1:32.839	51	4.485	1:26.441	73	6.819	1:27.150	73	8.882	1:27.305	73	10.584	1:27.120
73	3.356	1:33.330	73	4.774	1:26.239	51	6.954	1:27.574	51	9.411	1:27.699	51	10.973	1:26.980
21	4.231	1:34.205	21	5.466	1:26.056	21	7.697	1:27.336	15	9.849	1:27.195	15	11.170	1:26.739
15	4.432	1:34.406	15	6.235	1:26.624	15	7.896	1:26.766	21	10.666	1:28.211	78	12.274	1:26.864
78	5.343	1:35.317	78	7.285	1:26.763	78	8.679	1:26.499	78	10.828	1:27.391	21	13.260	1:28.012
44	6.158	1:36.132	44	8.142	1:26.805	44	9.785	1:26.748	44	11.676	1:27.133	44	14.580	1:28.322
87	6.642	1:36.616	454	8.720	1:26.850	454	10.053	1:26.438	454	11.887	1:27.076	454	14.739	1:28.270
454	6.691	1:36.665	87	9.898	1:28.077	87	11.917	1:27.124	87	14.828	1:28.153	87	17.305	1:27.895
47	8.124	1:38.098	47	10.990	1:27.687	47	12.778	1:26.893	47	15.024	1:27.488	47	17.532	1:27.926
9	8.756	1:38.730	9	11.931	1:27.996	9	14.070	1:27.244	75	18.439	1:29.246	75	20.014	1:26.993
75	8.930	1:38.904	75	12.644	1:28.535	75	14.435	1:26.896	9	18.781	1:29.953	27	21.895	1:28.066
77	9.712	1:39.686	77	13.682	1:28.791	77	16.457	1:27.880	27	19.247	1:27.804	9	22.061	1:28.698
27	10.426	1:40.400	27	13.974	1:28.369	27	16.685	1:27.816	77	20.238	1:29.023	77	22.842	1:28.022
33	11.200	1:41.174	33	14.413	1:28.034	33	17.349	1:28.041	33	20.823	1:28.716	33	23.963	1:28.558
211	11.545	1:41.519	211	16.185	1:29.461	211	21.331	1:30.251	211	25.819	1:29.730	22	34.098	1:29.733
24	13.625	1:43.599	22	20.815	1:31.580	22	25.594	1:29.884	22	29.783	1:29.431	211	34.763	1:34.362
22	14.056	1:44.030	24	23.719	1:34.915	38	1 Lap	3:00.634	38	1 Lap	1:30.245	38	1 Lap	1:29.941
38	17.565	1:47.539 P				24	32.559	1:33.945	24	41.085	1:33.768	24	48.819	1:33.152
5	32.542	2:02.516 P												

Demon Tweeks Audi TT Cup Championship

RACE 7 - LAP CHART

LAP 6 @ 16:57:39.430			LAP 7 @ 16:59:05.145			LAP 8 @ 17:00:30.934			LAP 9 @ 17:01:56.430			LAP 10 @ 17:03:22.207		
NO	BEHIND	LAP TIME	NO	BEHIND	LAP TIME	NO	BEHIND	LAP TIME	NO	BEHIND	LAP TIME	NO	BEHIND	LAP TIME
6		1:25.469	6		1:25.715	6		1:25.789	6		1:25.496	6		1:25.777
72	0.680	1:25.422	72	0.631	1:25.666	72	0.458	1:25.616	72	0.596	1:25.634	72	0.574	1:25.755
57	1.800	1:25.616	57	1.874	1:25.789	57	1.772	1:25.687	57	1.856	1:25.580	57	2.090	1:26.011
45	4.766	1:26.190	45	6.277	1:27.226	45	7.294	1:26.806	45	8.684	1:26.886	45	9.445	1:26.538
73	12.226	1:27.111	73	14.017	1:27.506	73	15.491	1:27.263	73	16.606	1:26.611	73	17.735	1:26.906
51	12.567	1:27.063	15	14.161	1:27.080	15	15.882	1:27.510	15	17.001	1:26.615	15	17.899	1:26.675
15	12.796	1:27.095	51	14.507	1:27.655	51	16.107	1:27.389	51	17.254	1:26.643	51	18.471	1:26.994
78	13.807	1:27.002	78	15.345	1:27.253	78	16.483	1:26.927	78	17.806	1:26.819	78	19.337	1:27.308
21	16.039	1:28.248	44	19.201	1:28.644	44	20.688	1:27.276	44	22.856	1:27.664	44	24.633	1:27.554
44	16.272	1:27.161	21	19.447	1:29.123	454	22.103	1:28.076	454	23.721	1:27.114	454	24.852	1:26.908
454	16.443	1:27.173	454	19.816	1:29.088	21	22.322	1:28.664	21	24.604	1:27.778	21	27.127	1:28.300
87	19.641	1:27.805	87	21.424	1:27.498	87	23.897	1:28.262	87	26.372	1:27.971	87	28.663	1:28.068
47	20.688	1:28.625	47	23.068	1:28.095	47	25.030	1:27.751	47	28.046	1:28.512	75	31.469	1:28.911
75	22.276	1:27.731	75	23.880	1:27.319	75	25.563	1:27.472	75	28.335	1:28.268	47	31.898	1:29.629
27	23.906	1:27.480	27	26.281	1:28.090	27	28.076	1:27.584	27	30.058	1:27.478	27	32.108	1:27.827
77	25.303	1:27.930	77	27.549	1:27.961	77	30.228	1:28.468	77	33.609	1:28.877	77	36.593	1:28.761
9	25.715	1:29.123	9	28.017	1:28.017	9	30.454	1:28.226	9	33.914	1:28.956	9	36.967	1:28.830
33	26.854	1:28.360	33	30.103	1:28.964	33	32.965	1:28.651	33	36.194	1:28.725	33	38.568	1:28.151
22	38.144	1:29.515	22	42.233	1:29.804	22	45.695	1:29.251	22	49.659	1:29.460	22	53.731	1:29.849
211	39.224	1:29.930	211	42.725	1:29.216	211	48.433	1:31.497	38	1 Lap	1:29.778	38	1 Lap	1:29.974
38	1 Lap	1:29.816	38	1 Lap	1:28.868	38	1 Lap	1:29.097	211	53.569	1:30.632	211	57.483	1:29.691
24	58.181	1:34.831	24	1:05.562	1:33.096	24	1:13.120	1:33.347	24	1:20.384	1:32.760			

Demon Tweeks Audi TT Cup Championship

RACE 7 - LAP CHART

LAP 11 @ 17:04:48.043

NO	BEHIND	LAP TIME
6		1:25.836
72	0.788	1:26.050
57	2.401	1:26.147
24	1 Lap	1:37.477
45	10.280	1:26.671
73	19.326	1:27.427
15	20.110	1:28.047
51	20.278	1:27.643
78	21.617	1:28.116
454	26.802	1:27.786
44	27.268	1:28.471
21	29.692	1:28.401
87	32.325	1:29.498
75	33.293	1:27.660
47	34.047	1:27.985
27	34.777	1:28.505
77	39.205	1:28.448
9	39.631	1:28.500
33	41.221	1:28.489
22	58.603	1:30.708
38	1 Lap	1:29.066
211	1:00.589	1:28.942

Demon Tweeks Audi TT Cup Championship

RACE 7 - LAP ANALYSIS

DIFF = Difference To Personal Best Lap

P1 6 Bradley BURNS				
LAP	LAP TIME	DIFF	MPH	TIME OF DAY
1 -	1:29.974	5.153	94.26	16:50:33.375
2 -	1:24.821 (1)		99.99	16:51:58.196
3 -	1:25.105 (2)	0.284	99.66	16:53:23.301
4 -	1:25.242 (3)	0.421	99.50	16:54:48.543
5 -	1:25.418	0.597	99.29	16:56:13.961
6 -	1:25.469	0.648	99.23	16:57:39.430
7 -	1:25.715	0.894	98.95	16:59:05.145
8 -	1:25.789	0.968	98.86	17:00:30.934
9 -	1:25.496	0.675	99.20	17:01:56.430
10 -	1:25.777	0.956	98.87	17:03:22.207
11 -	1:25.836	1.015	98.81	17:04:48.043

P2 72 Matt LUFF				
LAP	LAP TIME	DIFF	MPH	TIME OF DAY
1 -	1:30.511	5.774	93.70	16:50:33.912
2 -	1:24.737 (1)		100.09	16:51:58.649
3 -	1:24.995 (2)	0.258	99.78	16:53:23.644
4 -	1:25.485	0.748	99.21	16:54:49.129
5 -	1:25.559	0.822	99.13	16:56:14.688
6 -	1:25.422 (3)	0.685	99.29	16:57:40.110
7 -	1:25.666	0.929	99.00	16:59:05.776
8 -	1:25.616	0.879	99.06	17:00:31.392
9 -	1:25.634	0.897	99.04	17:01:57.026
10 -	1:25.755	1.018	98.90	17:03:22.781
11 -	1:26.050	1.313	98.56	17:04:48.831

P3 57 Sam HEADING				
LAP	LAP TIME	DIFF	MPH	TIME OF DAY
1 -	1:31.058	6.003	93.14	16:50:34.459
2 -	1:25.055 (1)		99.71	16:51:59.514
3 -	1:25.171 (2)	0.116	99.58	16:53:24.685
4 -	1:25.325 (3)	0.270	99.40	16:54:50.010
5 -	1:25.604	0.549	99.07	16:56:15.614
6 -	1:25.616	0.561	99.06	16:57:41.230
7 -	1:25.789	0.734	98.86	16:59:07.019
8 -	1:25.687	0.632	98.98	17:00:32.706
9 -	1:25.580	0.525	99.10	17:01:58.286
10 -	1:26.011	0.956	98.61	17:03:24.297
11 -	1:26.147	1.092	98.45	17:04:50.444

P4 45 Carl SWIFT				
LAP	LAP TIME	DIFF	MPH	TIME OF DAY
1 -	1:31.707	6.485	92.48	16:50:35.108
2 -	1:25.222 (1)		99.52	16:52:00.330
3 -	1:25.793 (2)	0.571	98.86	16:53:26.123
4 -	1:25.921 (3)	0.699	98.71	16:54:52.044
5 -	1:25.962	0.740	98.66	16:56:18.006
6 -	1:26.190	0.968	98.40	16:57:44.196
7 -	1:27.226	2.004	97.23	16:59:11.422
8 -	1:26.806	1.584	97.70	17:00:38.228
9 -	1:26.886	1.664	97.61	17:02:05.114
10 -	1:26.538	1.316	98.01	17:03:31.652
11 -	1:26.671	1.449	97.85	17:04:58.323

P5 73 Ross MAKAR				
LAP	LAP TIME	DIFF	MPH	TIME OF DAY
1 -	1:33.330	7.091	90.87	16:50:36.731
2 -	1:26.239 (1)		98.35	16:52:02.970
3 -	1:27.150	0.911	97.32	16:53:30.120

DIFF = Difference To Personal Best Lap

4 -	1:27.305	1.066	97.14	16:54:57.425
5 -	1:27.120	0.881	97.35	16:56:24.545
6 -	1:27.111	0.872	97.36	16:57:51.656
7 -	1:27.506	1.267	96.92	16:59:19.162
8 -	1:27.263	1.024	97.19	17:00:46.425
9 -	1:26.611 (2)	0.372	97.92	17:02:13.036
10 -	1:26.906 (3)	0.667	97.59	17:03:39.942
11 -	1:27.427	1.188	97.01	17:05:07.369

P6 15 Andrew DYER				
LAP	LAP TIME	DIFF	MPH	TIME OF DAY
1 -	1:34.406	7.791	89.84	16:50:37.807
2 -	1:26.624 (2)	0.009	97.91	16:52:04.431
3 -	1:26.766	0.151	97.75	16:53:31.197
4 -	1:27.195	0.580	97.27	16:54:58.392
5 -	1:26.739	0.124	97.78	16:56:25.131
6 -	1:27.095	0.480	97.38	16:57:52.226
7 -	1:27.080	0.465	97.40	16:59:19.306
8 -	1:27.510	0.895	96.92	17:00:46.816
9 -	1:26.615 (1)		97.92	17:02:13.431
10 -	1:26.675 (3)	0.060	97.85	17:03:40.106
11 -	1:28.047	1.432	96.33	17:05:08.153

P7 51 Luke HANDLEY				
LAP	LAP TIME	DIFF	MPH	TIME OF DAY
1 -	1:32.839	6.398	91.35	16:50:36.240
2 -	1:26.441 (1)		98.12	16:52:02.681
3 -	1:27.574	1.133	96.85	16:53:30.255
4 -	1:27.699	1.258	96.71	16:54:57.954
5 -	1:26.980 (3)	0.539	97.51	16:56:24.934
6 -	1:27.063	0.622	97.41	16:57:51.997
7 -	1:27.655	1.214	96.76	16:59:19.652
8 -	1:27.389	0.948	97.05	17:00:47.041
9 -	1:26.643 (2)	0.202	97.89	17:02:13.684
10 -	1:26.994	0.553	97.49	17:03:40.678
11 -	1:27.643	1.202	96.77	17:05:08.321

P8 78 Richard FORBER				
LAP	LAP TIME	DIFF	MPH	TIME OF DAY
1 -	1:35.317	8.818	88.98	16:50:38.718
2 -	1:26.763 (2)	0.264	97.75	16:52:05.481
3 -	1:26.499 (1)		98.05	16:53:31.980
4 -	1:27.391	0.892	97.05	16:54:59.371
5 -	1:26.864	0.365	97.64	16:56:26.235
6 -	1:27.002	0.503	97.48	16:57:53.237
7 -	1:27.253	0.754	97.20	16:59:20.490
8 -	1:26.927	0.428	97.57	17:00:47.417
9 -	1:26.819 (3)	0.320	97.69	17:02:14.236
10 -	1:27.308	0.809	97.14	17:03:41.544
11 -	1:28.116	1.617	96.25	17:05:09.660

P9 454 Ryan EDGE CUMBE				
LAP	LAP TIME	DIFF	MPH	TIME OF DAY
1 -	1:36.665	10.227	87.74	16:50:40.066
2 -	1:26.850 (2)	0.412	97.65	16:52:06.916
3 -	1:26.438 (1)		98.12	16:53:33.354
4 -	1:27.076	0.638	97.40	16:55:00.430
5 -	1:28.270	1.832	96.08	16:56:28.700
6 -	1:27.173	0.735	97.29	16:57:55.873
7 -	1:29.088	2.650	95.20	16:59:24.961
8 -	1:28.076	1.638	96.29	17:00:53.037
9 -	1:27.114	0.676	97.36	17:02:20.151

Demon Tweeks Audi TT Cup Championship

RACE 7 - LAP ANALYSIS

DIFF = Difference To Personal Best Lap

10 -	1:26.908 (3)	0.470	97.59	17:03:47.059
11 -	1:27.786	1.348	96.61	17:05:14.845

P10 44 Charles BUDD

LAP	LAP TIME	DIFF	MPH	TIME OF DAY
1 -	1:36.132	9.384	88.22	16:50:39.533
2 -	1:26.805 (2)	0.057	97.70	16:52:06.338
3 -	1:26.748 (1)		97.77	16:53:33.086
4 -	1:27.133 (3)	0.385	97.34	16:55:00.219
5 -	1:28.322	1.574	96.03	16:56:28.541
6 -	1:27.161	0.413	97.30	16:57:55.702
7 -	1:28.644	1.896	95.68	16:59:24.346
8 -	1:27.276	0.528	97.18	17:00:51.622
9 -	1:27.664	0.916	96.75	17:02:19.286
10 -	1:27.554	0.806	96.87	17:03:46.840
11 -	1:28.471	1.723	95.86	17:05:15.311

P11 21 Sean SMITH

LAP	LAP TIME	DIFF	MPH	TIME OF DAY
1 -	1:34.205	8.149	90.03	16:50:37.606
2 -	1:26.056 (1)		98.55	16:52:03.662
3 -	1:27.336 (2)	1.280	97.11	16:53:30.998
4 -	1:28.211	2.155	96.15	16:54:59.209
5 -	1:28.012	1.956	96.36	16:56:27.221
6 -	1:28.248	2.192	96.11	16:57:55.469
7 -	1:29.123	3.067	95.16	16:59:24.592
8 -	1:28.664	2.608	95.66	17:00:53.256
9 -	1:27.778 (3)	1.722	96.62	17:02:21.034
10 -	1:28.300	2.244	96.05	17:03:49.334
11 -	1:28.401	2.345	95.94	17:05:17.735

P12 87 Bradley KAYLOR

LAP	LAP TIME	DIFF	MPH	TIME OF DAY
1 -	1:36.616	9.492	87.78	16:50:40.017
2 -	1:28.077	0.953	96.29	16:52:08.094
3 -	1:27.124 (1)		97.35	16:53:35.218
4 -	1:28.153	1.029	96.21	16:55:03.371
5 -	1:27.895	0.771	96.49	16:56:31.266
6 -	1:27.805 (3)	0.681	96.59	16:57:59.071
7 -	1:27.498 (2)	0.374	96.93	16:59:26.569
8 -	1:28.262	1.138	96.09	17:00:54.831
9 -	1:27.971	0.847	96.41	17:02:22.802
10 -	1:28.068	0.944	96.30	17:03:50.870
11 -	1:29.498	2.374	94.76	17:05:20.368

P13 75 Oliver DEVINE-KING

LAP	LAP TIME	DIFF	MPH	TIME OF DAY
1 -	1:38.904	12.008	85.75	16:50:42.305
2 -	1:28.535	1.639	95.79	16:52:10.840
3 -	1:26.896 (1)		97.60	16:53:37.736
4 -	1:29.246	2.350	95.03	16:55:06.982
5 -	1:26.993 (2)	0.097	97.49	16:56:33.975
6 -	1:27.731	0.835	96.67	16:58:01.706
7 -	1:27.319 (3)	0.423	97.13	16:59:29.025
8 -	1:27.472	0.576	96.96	17:00:56.497
9 -	1:28.268	1.372	96.08	17:02:24.765
10 -	1:28.911	2.015	95.39	17:03:53.676
11 -	1:27.660	0.764	96.75	17:05:21.336

DIFF = Difference To Personal Best Lap

LAP	LAP TIME	DIFF	MPH	TIME OF DAY
1 -	1:38.098	11.205	86.46	16:50:41.499
2 -	1:27.687 (3)	0.794	96.72	16:52:09.186
3 -	1:26.893 (1)		97.60	16:53:36.079
4 -	1:27.488 (2)	0.595	96.94	16:55:03.567
5 -	1:27.926	1.033	96.46	16:56:31.493
6 -	1:28.625	1.732	95.70	16:58:00.118
7 -	1:28.095	1.202	96.27	16:59:28.213
8 -	1:27.751	0.858	96.65	17:00:55.964
9 -	1:28.512	1.619	95.82	17:02:24.476
10 -	1:29.629	2.736	94.63	17:03:54.105
11 -	1:27.985	1.092	96.39	17:05:22.090

P15 27 Mark GRICE

LAP	LAP TIME	DIFF	MPH	TIME OF DAY
1 -	1:40.400	12.922	84.47	16:50:43.801
2 -	1:28.369	0.891	95.97	16:52:12.170
3 -	1:27.816	0.338	96.58	16:53:39.986
4 -	1:27.804	0.326	96.59	16:55:07.790
5 -	1:28.066	0.588	96.30	16:56:35.856
6 -	1:27.480 (2)	0.002	96.95	16:58:03.336
7 -	1:28.090	0.612	96.28	16:59:31.426
8 -	1:27.584 (3)	0.106	96.83	17:00:59.010
9 -	1:27.478 (1)		96.95	17:02:26.488
10 -	1:27.827	0.349	96.57	17:03:54.315
11 -	1:28.505	1.027	95.83	17:05:22.820

P16 77 Steve FODEN

LAP	LAP TIME	DIFF	MPH	TIME OF DAY
1 -	1:39.686	11.806	85.08	16:50:43.087
2 -	1:28.791	0.911	95.52	16:52:11.878
3 -	1:27.880 (1)		96.51	16:53:39.758
4 -	1:29.023	1.143	95.27	16:55:08.781
5 -	1:28.022	0.142	96.35	16:56:36.803
6 -	1:27.930 (2)	0.050	96.45	16:58:04.733
7 -	1:27.961 (3)	0.081	96.42	16:59:32.694
8 -	1:28.468	0.588	95.87	17:01:01.162
9 -	1:28.877	0.997	95.43	17:02:30.039
10 -	1:28.761	0.881	95.55	17:03:58.800
11 -	1:28.448	0.568	95.89	17:05:27.248

P17 9 Jonathan WILLIAMS

LAP	LAP TIME	DIFF	MPH	TIME OF DAY
1 -	1:38.730	11.486	85.90	16:50:42.131
2 -	1:27.996 (2)	0.752	96.38	16:52:10.127
3 -	1:27.244 (1)		97.21	16:53:37.371
4 -	1:29.953	2.709	94.28	16:55:07.324
5 -	1:28.698	1.454	95.62	16:56:36.022
6 -	1:29.123	1.879	95.16	16:58:05.145
7 -	1:28.017 (3)	0.773	96.36	16:59:33.162
8 -	1:28.226	0.982	96.13	17:01:01.388
9 -	1:28.956	1.712	95.34	17:02:30.344
10 -	1:28.830	1.586	95.48	17:03:59.174
11 -	1:28.500	1.256	95.83	17:05:27.674

P18 33 Patrick BOOTH

LAP	LAP TIME	DIFF	MPH	TIME OF DAY
1 -	1:41.174	13.140	83.83	16:50:44.575
2 -	1:28.034 (1)		96.34	16:52:12.609
3 -	1:28.041 (2)	0.007	96.33	16:53:40.650

Demon Tweeks Audi TT Cup Championship

RACE 7 - LAP ANALYSIS

DIFF = Difference To Personal Best Lap

4 -	1:28.716	0.682	95.60	16:55:09.366
5 -	1:28.558	0.524	95.77	16:56:37.924
6 -	1:28.360	0.326	95.98	16:58:06.284
7 -	1:28.964	0.930	95.33	16:59:35.248
8 -	1:28.651	0.617	95.67	17:01:03.899
9 -	1:28.725	0.691	95.59	17:02:32.624
10 -	1:28.151 (3)	0.117	96.21	17:04:00.775
11 -	1:28.489	0.455	95.84	17:05:29.264

DIFF = Difference To Personal Best Lap

P23 5 Sam MEAGHER				
LAP	LAP TIME	DIFF	MPH	TIME OF DAY
1 -	2:02.516 P		69.22	16:51:05.917

P19 22 Jason PELOSI

LAP	LAP TIME	DIFF	MPH	TIME OF DAY
1 -	1:44.030	14.779	81.53	16:50:47.431
2 -	1:31.580	2.329	92.61	16:52:19.011
3 -	1:29.884	0.633	94.36	16:53:48.895
4 -	1:29.431 (2)	0.180	94.83	16:55:18.326
5 -	1:29.733	0.482	94.52	16:56:48.059
6 -	1:29.515	0.264	94.75	16:58:17.574
7 -	1:29.804	0.553	94.44	16:59:47.378
8 -	1:29.251 (1)		95.03	17:01:16.629
9 -	1:29.460 (3)	0.209	94.80	17:02:46.089
10 -	1:29.849	0.598	94.39	17:04:15.938
11 -	1:30.708	1.457	93.50	17:05:46.646

P20 211 Ruby SMITH

LAP	LAP TIME	DIFF	MPH	TIME OF DAY
1 -	1:41.519	12.577	83.54	16:50:44.920
2 -	1:29.461 (3)	0.519	94.80	16:52:14.381
3 -	1:30.251	1.309	93.97	16:53:44.632
4 -	1:29.730	0.788	94.52	16:55:14.362
5 -	1:34.362	5.420	89.88	16:56:48.724
6 -	1:29.930	0.988	94.31	16:58:18.654
7 -	1:29.216 (2)	0.274	95.06	16:59:47.870
8 -	1:31.497	2.555	92.69	17:01:19.367
9 -	1:30.632	1.690	93.58	17:02:49.999
10 -	1:29.691	0.749	94.56	17:04:19.690
11 -	1:28.942 (1)		95.36	17:05:48.632

P21 24 Paul SAVAGE

LAP	LAP TIME	DIFF	MPH	TIME OF DAY
1 -	1:43.599	10.839	81.86	16:50:47.000
2 -	1:34.915	2.155	89.36	16:52:21.915
3 -	1:33.945	1.185	90.28	16:53:55.860
4 -	1:33.768	1.008	90.45	16:55:29.628
5 -	1:33.152 (3)	0.392	91.05	16:57:02.780
6 -	1:34.831	2.071	89.43	16:58:37.611
7 -	1:33.096 (2)	0.336	91.10	17:00:10.707
8 -	1:33.347	0.587	90.86	17:01:44.054
9 -	1:32.760 (1)		91.43	17:03:16.814
10 -	1:37.477	4.717	87.01	17:04:54.291

P22 38 Morgan WROOT

LAP	LAP TIME	DIFF	MPH	TIME OF DAY
1 -	1:47.539 P	18.671	78.86	16:50:50.940
2 -	3:00.634	1:31.766	46.95	16:53:51.574
3 -	1:30.245	1.377	93.98	16:55:21.819
4 -	1:29.941	1.073	94.30	16:56:51.760
5 -	1:29.816	0.948	94.43	16:58:21.576
6 -	1:28.868 (1)		95.44	16:59:50.444
7 -	1:29.097 (3)	0.229	95.19	17:01:19.541
8 -	1:29.778	0.910	94.47	17:02:49.319
9 -	1:29.974	1.106	94.26	17:04:19.293
10 -	1:29.066 (2)	0.198	95.22	17:05:48.359

Demon Tweeks Audi TT Cup Championship

RACE 7 - STATISTICS

Competitors Started 24
Planned Start 2024-09-21 @ 16:40:00.000
Actual Start 2024-09-21 @ 16:49:03.400
Finish Time 2024-09-21 @ 17:04:46.685
Track Length 2.3560mi.
Total Laps 241
Total Distance Covered 567.7968mi.

Session Fastest Lap History

NO	CL	NAME	LAP TIME	TIME OF DAY	LAP	VEHICLE
6		Bradley BURNS	1:29.974	16:50:33.401	1	Audi TT 2.0 TFSI
6		Bradley BURNS	1:24.821	16:51:58.221	2	Audi TT 2.0 TFSI
72		Matt LUFF	1:24.737	16:51:58.668	2	Audi TT 2.0 TFSI

Session Leader History

NO	CL	NAME	FROM LAP	LAPS LED	DISTANCE	VEHICLE
6		Bradley BURNS	1	11	25.91 miles	Audi TT 2.0 TFSI

Flag History

TYPE	TIME OF DAY
GREEN	16:49:03.400
FINISH	17:04:46.685

Flag Statistics

TYPE	COUNT	TOTAL LAPS	TOTAL TIME
Green	1	11	17:11.626
Red	0	0	0.000
Safety Car	0	0	0.000
FCY	0	0	0.000

Demon Tweaks Audi TT Cup Championship

RACE 7 - STATISTICS

CLASS :

20 Starters

Fastest Lap History

NO	NAME	LAP TIME	TIME OF DAY	LAP	VEHICLE
6	Bradley BURNS	1:29.974	16:50:33.401	1	Audi TT 2.0 TFSI
6	Bradley BURNS	1:24.821	16:51:58.221	2	Audi TT 2.0 TFSI
72	Matt LUFF	1:24.737	16:51:58.668	2	Audi TT 2.0 TFSI

Leader History

NO	NAME	FROM LAP	LAPS LED	DISTANCE	VEHICLE
6	Bradley BURNS	1	11	25.91 miles	Audi TT 2.0 TFSI

Demon Tweeks Audi TT Cup Championship

RACE 7 - STATISTICS

CLASS : M

4 Starters


Fastest Lap History

NO	NAME	LAP TIME	TIME OF DAY	LAP	VEHICLE
21	Sean SMITH	1:34.205	16:50:37.630	1	Audi TT 2.0 TFSI
21	Sean SMITH	1:26.056	16:52:03.687	2	Audi TT 2.0 TFSI

Leader History


NO	NAME	FROM LAP	LAPS LED	DISTANCE	VEHICLE
21	Sean SMITH	1	11	25.91 miles	Audi TT 2.0 TFSI

Demon Tweeks Audi TT Cup Championship
RACE 15 - GRID (15 minutes)

ROW 12	23	5 Sam MEAGHER	24	52 Paul LUTI
ROW 11	21	24 Paul SAVAGE	22	38 Morgan WROOT
ROW 10	19	22 Jason PELOSI	20	211 Ruby SMITH
ROW 9	17	9 Jonathan WILLIAMS	18	33 Patrick BOOTH
ROW 8	15	27 Mark GRICE	16	77 Steve FODEN
ROW 7	13	75 Oliver DEVINE-KING	14	47 Daniel BUDD
ROW 6	11	21 Sean SMITH	12	87 Bradley KAYLOR
ROW 5	9	454 Ryan EDGE CUMBE	10	44 Charles BUDD
ROW 4	7	51 Luke HANDLEY	8	78 Richard FORBER
ROW 3	5	73 Ross MAKAR	6	15 Andrew DYER
ROW 2	3	57 Sam HEADING	4	45 Carl SWIFT
ROW 1	1	6 Bradley BURNS	2	72 Matt LUFF
Pole				
				

These results are provisional until the conclusion of any judicial and technical matters.

Thruxton: 2.3560 miles

Clerk Of Course: Dave Weston	Stewards:	Timekeeper: Sarah Evans	
------------------------------	-----------	-------------------------	---

Results can be found at www.tsl-timing.com

Printed - 17:13 Saturday, 21 September 2024

Demon Tweeks Audi TT Cup Championship

RACE 15 - CLASSIFICATION

Race Distance: 6 Laps / 14.13 miles

POS	NO	CL	PIC	NAME	ENTRY	LAPS	TIME	GAP	DIFF	MPH	BEST	ON	GRD	↑↓
1	6		1	Bradley BURNS	Audi TT 2.0 TFSI	6	13:52.639			61.11	1:38.551	2	1	0
2	72		2	Matt LUFF	Audi TT 2.0 TFSI	6	13:53.998	1.359	1.359	61.01	1:38.330	2	2	0
3	45		3	Carl SWIFT	Audi TT 2.0 TFSI	6	13:55.239	2.600	1.241	60.92	1:38.367	2	4	1
4	57		4	Sam HEADING	Audi TT 2.0 TFSI	6	13:55.657	3.018	0.418	60.89	1:38.137	2	3	-1
5	15		5	Andrew DYER	Audi TT 2.0 TFSI	6	13:56.654	4.015	0.997	60.82	1:42.471	2	6	1
6	73		6	Ross MAKAR	Audi TT 2.0 TFSI	6	13:57.516	4.877	0.862	60.76	1:43.533	2	5	-1
7	44		7	Charles BUDD	Audi TT 2.0 TFSI	6	13:58.159	5.520	0.643	60.71	1:41.502	2	10	3
8	51		8	Luke HANDLEY	Audi TT 2.0 TFSI	6	13:59.202	6.563	1.043	60.64	1:43.514	2	7	-1
9	21	M	1	Sean SMITH	Audi TT 2.0 TFSI	6	14:00.337	7.698	1.135	60.55	1:43.329	2	11	2
10	27		9	Mark GRICE	Audi TT 2.0 TFSI	6	14:00.557	7.918	0.220	60.54	1:43.420	2	15	5
11	87		10	Bradley KAYLOR	Audi TT 2.0 TFSI	6	14:02.574	9.935	2.017	60.39	1:44.537	2	12	1
12	52		11	Paul LUTI	Audi TT 2.0 TFSI	6	14:03.358	10.719	0.784	60.34	1:44.974	2	24	12
13	47		12	Daniel BUDD	Audi TT 2.0 TFSI	6	14:04.394	11.755	1.036	60.26	1:44.636	2	14	1
14	9	M	2	Jonathan WILLIAMS	Audi TT 2.0 TFSI	6	14:05.068	12.429	0.674	60.21	1:47.788	2	17	3
15	38		13	Morgan WROOT	Audi TT 2.0 TFSI	6	14:05.453	12.814	0.385	60.19	1:47.589	2	22	7
16	22		14	Jason PELOSI	Audi TT 2.0 TFSI	6	14:06.018	13.379	0.565	60.15	1:47.014	2	19	3
17	77		15	Steve FODEN	Audi TT 2.0 TFSI	6	14:08.790	16.151	2.772	59.95	1:47.805	2	16	-1
18	5		16	Sam MEAGHER	Audi TT 2.0 TFSI	6	14:10.200	17.561	1.410	59.85	1:48.445	2	23	5
19	211		17	Ruby SMITH	Audi TT 2.0 TFSI	6	14:11.508	18.869	1.308	59.76	1:49.620	2	20	1
20	33	M	3	Patrick BOOTH	Audi TT 2.0 TFSI	6	14:13.109	20.470	1.601	59.65	1:52.728	2	18	-2
21	24	M	4	Paul SAVAGE	Audi TT 2.0 TFSI	6	14:14.915	22.276	1.806	59.52	1:55.227	2	21	0

NOT CLASSIFIED

DNF	78			Richard FORBER	Audi TT 2.0 TFSI	3	5:46.939	3 Laps	3 Laps	73.34	1:54.601	1	8	
DNF	454			Ryan EDGE CUMBE	Audi TT 2.0 TFSI	2	4:08.763	4 Laps	1 Lap	68.19	1:52.717	1	9	
DNF	75			Oliver DEVINE-KING	Audi TT 2.0 TFSI	1	1:57.143	5 Laps	1 Lap	72.40	1:57.143	1	13	

FASTEST LAP

	57			Sam HEADING	Audi TT 2.0 TFSI	2	1:38.137			86.42 mph			139.08 kph	
	21	M		Sean SMITH	Audi TT 2.0 TFSI	2	1:43.329			82.08 mph			132.10 kph	

Weather / Track : Rain / Wet

Date: 22/09/2024 Start: 12:47 Finish: 13:01


These results are provisional until the conclusion of any judicial and technical matters.

Thruxton: 2.3560 miles

Clerk Of Course: Dave Weston

Stewards:

Timekeeper: Sarah Evans



Results can be found at www.tsl-timing.com

Printed - 13:05 Sunday, 22 September 2024

Demon Tweeks Audi TT Cup Championship

RACE 15 - LAP CHART

LAP 1 @ 12:49:32.641			LAP 2 @ 12:51:11.192			LAP 3 @ 12:52:59.886			LAP 4 @ 12:56:08.203			LAP 5 @ 12:59:02.776		
NO	BEHIND	LAP TIME	NO	BEHIND	LAP TIME	NO	BEHIND	LAP TIME	NO	BEHIND	LAP TIME	NO	BEHIND	LAP TIME
6		1:43.930	6		1:38.551	6		1:48.694	6		3:08.317	6		2:54.573
72	0.667	1:44.597	72	0.446	1:38.330	72	1.570	1:49.818	72	0.661	3:07.408	72	0.939	2:54.851
45	1.563	1:45.493	45	1.379	1:38.367	45	2.527	1:49.842	45	2.610	3:08.400	45	3.050	2:55.013
57	2.459	1:46.389	57	2.045	1:38.137	57	3.256	1:49.905	57	3.143	3:08.204	57	3.654	2:55.084
15	5.512	1:49.442	15	9.432	1:42.471	15	10.921	1:50.183	15	4.787	3:02.183	15	5.199	2:54.985
73	6.249	1:50.179	73	11.231	1:43.533	73	11.670	1:49.133	73	6.203	3:02.850	73	6.231	2:54.601
454	8.787	1:52.717	44	12.213	1:41.502	44	13.109	1:49.590	44	7.164	3:02.372	44	6.922	2:54.331
51	9.153	1:53.083	51	14.116	1:43.514	51	15.755	1:50.333	51	8.357	3:00.919	51	7.912	2:54.128
44	9.262	1:53.192	21	14.979	1:43.329	21	17.766	1:51.481	21	9.924	3:00.475	21	9.316	2:53.965
21	10.201	1:54.131	27	16.252	1:43.420	27	19.126	1:51.568	27	12.029	3:01.220	27	11.495	2:54.039
78	10.671	1:54.601	87	17.909	1:44.537	87	25.478	1:56.263	87	13.362	2:56.201	87	12.502	2:53.713
27	11.383	1:55.313	47	18.426	1:44.636	52	26.124	1:55.534	52	14.911	2:57.104	52	14.386	2:54.048
87	11.923	1:55.853	52	19.284	1:44.974	47	27.344	1:57.612	47	15.628	2:56.601	47	15.166	2:54.111
47	12.341	1:56.271	9	24.503	1:47.788	9	28.682	1:52.873	9	17.742	2:57.377	9	16.465	2:53.296
52	12.861	1:56.791	38	24.880	1:47.589	38	29.462	1:53.276	38	18.787	2:57.642	38	17.679	2:53.465
75	13.213	1:57.143	22	25.856	1:47.014	22	30.255	1:53.093	22	20.953	2:59.015	22	18.632	2:52.252
9	15.266	1:59.196	77	27.018	1:47.805	78	35.764	1:55.949 P	77	22.570	2:54.619	77	20.942	2:52.945
38	15.842	1:59.772	5	28.233	1:48.445	77	36.268	1:57.944	5	23.319	2:54.503	5	21.881	2:53.135
22	17.393	2:01.323	78	28.509	1:56.389	5	37.133	1:57.594	211	25.056	2:53.292	211	24.206	2:53.723
77	17.764	2:01.694	211	30.682	1:49.620	211	40.081	1:58.093	33	26.756	2:50.638	33	25.607	2:53.424
5	18.339	2:02.269	33	35.951	1:52.728	33	44.435	1:57.178	24	27.626	2:44.153	24	26.621	2:53.568
211	19.613	2:03.543	24	39.745	1:55.227	24	51.790	2:00.739						
33	21.774	2:05.704	454	46.282	2:16.046 P									
24	23.069	2:06.999												

Demon Tweeks Audi TT Cup Championship

RACE 15 - LAP CHART

LAP 6 @ 13:01:41.350		
NO	BEHIND	LAP TIME
6		2:38.574
72	1.359	2:38.994
45	2.600	2:38.124
57	3.018	2:37.938
15	4.015	2:37.390
73	4.877	2:37.220
44	5.520	2:37.172
51	6.563	2:37.225
21	7.698	2:36.956
27	7.918	2:34.997
87	9.935	2:36.007
52	10.719	2:34.907
47	11.755	2:35.163
9	12.429	2:34.538
38	12.814	2:33.709
22	13.379	2:33.321
77	16.151	2:33.783
5	17.561	2:34.254
211	18.869	2:33.237
33	20.470	2:33.437
24	22.276	2:34.229

Demon Tweeks Audi TT Cup Championship

RACE 15 - LAP ANALYSIS

DIFF = Difference To Personal Best Lap

P1 6 Bradley BURNS				
LAP	LAP TIME	DIFF	MPH	TIME OF DAY
1 -	1:43.930 (2)	5.379	81.60	12:49:32.641
2 -	1:38.551 (1)		86.06	12:51:11.192
3 -	1:48.694 (3)	10.143	78.03	12:52:59.886
4 -	3:08.317	1:29.766	45.03	12:56:08.203
5 -	2:54.573	1:16.022	48.58	12:59:02.776
6 -	2:38.574	1:00.023	53.48	13:01:41.350

P2 72 Matt LUFF				
LAP	LAP TIME	DIFF	MPH	TIME OF DAY
1 -	1:44.597 (2)	6.267	81.08	12:49:33.308
2 -	1:38.330 (1)		86.25	12:51:11.638
3 -	1:49.818 (3)	11.488	77.23	12:53:01.456
4 -	3:07.408	1:29.078	45.25	12:56:08.864
5 -	2:54.851	1:16.521	48.50	12:59:03.715
6 -	2:38.994	1:00.664	53.34	13:01:42.709

P3 45 Carl SWIFT				
LAP	LAP TIME	DIFF	MPH	TIME OF DAY
1 -	1:45.493 (2)	7.126	80.39	12:49:34.204
2 -	1:38.367 (1)		86.22	12:51:12.571
3 -	1:49.842 (3)	11.475	77.21	12:53:02.413
4 -	3:08.400	1:30.033	45.01	12:56:10.813
5 -	2:55.013	1:16.646	48.46	12:59:05.826
6 -	2:38.124	59.757	53.63	13:01:43.950

P4 57 Sam HEADING				
LAP	LAP TIME	DIFF	MPH	TIME OF DAY
1 -	1:46.389 (2)	8.252	79.72	12:49:35.100
2 -	1:38.137 (1)		86.42	12:51:13.237
3 -	1:49.905 (3)	11.768	77.17	12:53:03.142
4 -	3:08.204	1:30.067	45.06	12:56:11.346
5 -	2:55.084	1:16.947	48.44	12:59:06.430
6 -	2:37.938	59.801	53.70	13:01:44.368

P5 15 Andrew DYER				
LAP	LAP TIME	DIFF	MPH	TIME OF DAY
1 -	1:49.442 (2)	6.971	77.49	12:49:38.153
2 -	1:42.471 (1)		82.77	12:51:20.624
3 -	1:50.183 (3)	7.712	76.97	12:53:10.807
4 -	3:02.183	1:19.712	46.55	12:56:12.990
5 -	2:54.985	1:12.514	48.47	12:59:07.975
6 -	2:37.390	54.919	53.88	13:01:45.365

P6 73 Ross MAKAR				
LAP	LAP TIME	DIFF	MPH	TIME OF DAY
1 -	1:50.179 (3)	6.646	76.97	12:49:38.890
2 -	1:43.533 (1)		81.92	12:51:22.423
3 -	1:49.133 (2)	5.600	77.71	12:53:11.556
4 -	3:02.850	1:19.317	46.38	12:56:14.406
5 -	2:54.601	1:11.068	48.57	12:59:09.007
6 -	2:37.220	53.687	53.94	13:01:46.227

P7 44 Charles BUDD				
LAP	LAP TIME	DIFF	MPH	TIME OF DAY
1 -	1:53.192 (3)	11.690	74.93	12:49:41.903
2 -	1:41.502 (1)		83.56	12:51:23.405
3 -	1:49.590 (2)	8.088	77.39	12:53:12.995

DIFF = Difference To Personal Best Lap

4 -	3:02.372	1:20.870	46.50	12:56:15.367
5 -	2:54.331	1:12.829	48.65	12:59:09.698
6 -	2:37.172	55.670	53.96	13:01:46.870

P8 51 Luke HANDLEY				
LAP	LAP TIME	DIFF	MPH	TIME OF DAY
1 -	1:53.083 (3)	9.569	75.00	12:49:41.794
2 -	1:43.514 (1)		81.93	12:51:25.308
3 -	1:50.333 (2)	6.819	76.87	12:53:15.641
4 -	3:00.919	1:17.405	46.88	12:56:16.560
5 -	2:54.128	1:10.614	48.70	12:59:10.688
6 -	2:37.225	53.711	53.94	13:01:47.913

P9 21 Sean SMITH				
LAP	LAP TIME	DIFF	MPH	TIME OF DAY
1 -	1:54.131 (3)	10.802	74.31	12:49:42.842
2 -	1:43.329 (1)		82.08	12:51:26.171
3 -	1:51.481 (2)	8.152	76.08	12:53:17.652
4 -	3:00.475	1:17.146	46.99	12:56:18.127
5 -	2:53.965	1:10.636	48.75	12:59:12.092
6 -	2:36.956	53.627	54.03	13:01:49.048

P10 27 Mark GRICE				
LAP	LAP TIME	DIFF	MPH	TIME OF DAY
1 -	1:55.313 (3)	11.893	73.55	12:49:44.024
2 -	1:43.420 (1)		82.01	12:51:27.444
3 -	1:51.568 (2)	8.148	76.02	12:53:19.012
4 -	3:01.220	1:17.800	46.80	12:56:20.232
5 -	2:54.039	1:10.619	48.73	12:59:14.271
6 -	2:34.997	51.577	54.72	13:01:49.268

P11 87 Bradley KAYLOR				
LAP	LAP TIME	DIFF	MPH	TIME OF DAY
1 -	1:55.853 (2)	11.316	73.20	12:49:44.564
2 -	1:44.537 (1)		81.13	12:51:29.101
3 -	1:56.263 (3)	11.726	72.95	12:53:25.364
4 -	2:56.201	1:11.664	48.13	12:56:21.565
5 -	2:53.713	1:09.176	48.82	12:59:15.278
6 -	2:36.007	51.470	54.36	13:01:51.285

P12 52 Paul LUTI				
LAP	LAP TIME	DIFF	MPH	TIME OF DAY
1 -	1:56.791 (3)	11.817	72.62	12:49:45.502
2 -	1:44.974 (1)		80.79	12:51:30.476
3 -	1:55.534 (2)	10.560	73.41	12:53:26.010
4 -	2:57.104	1:12.130	47.89	12:56:23.114
5 -	2:54.048	1:09.074	48.73	12:59:17.162
6 -	2:34.907	49.933	54.75	13:01:52.069

P13 47 Daniel BUDD				
LAP	LAP TIME	DIFF	MPH	TIME OF DAY
1 -	1:56.271 (2)	11.635	72.94	12:49:44.982
2 -	1:44.636 (1)		81.05	12:51:29.618
3 -	1:57.612 (3)	12.976	72.11	12:53:27.230
4 -	2:56.601	1:11.965	48.02	12:56:23.831
5 -	2:54.111	1:09.475	48.71	12:59:17.942
6 -	2:35.163	50.527	54.66	13:01:53.105

Demon Tweeks Audi TT Cup Championship

RACE 15 - LAP ANALYSIS

DIFF = Difference To Personal Best Lap

P14 9 Jonathan WILLIAMS				
LAP	LAP TIME	DIFF	MPH	TIME OF DAY
1 -	1:59.196 (3)	11.408	71.15	12:49:47.907
2 -	1:47.788 (1)		78.68	12:51:35.695
3 -	1:52.873 (2)	5.085	75.14	12:53:28.568
4 -	2:57.377	1:09.589	47.81	12:56:25.945
5 -	2:53.296	1:05.508	48.94	12:59:19.241
6 -	2:34.538	46.750	54.88	13:01:53.779

P15 38 Morgan WROOT				
LAP	LAP TIME	DIFF	MPH	TIME OF DAY
1 -	1:59.772 (3)	12.183	70.81	12:49:48.483
2 -	1:47.589 (1)		78.83	12:51:36.072
3 -	1:53.276 (2)	5.687	74.87	12:53:29.348
4 -	2:57.642	1:10.053	47.74	12:56:26.990
5 -	2:53.465	1:05.876	48.89	12:59:20.455
6 -	2:33.709	46.120	55.17	13:01:54.164

P16 22 Jason PELOSI				
LAP	LAP TIME	DIFF	MPH	TIME OF DAY
1 -	2:01.323 (3)	14.309	69.90	12:49:50.034
2 -	1:47.014 (1)		79.25	12:51:37.048
3 -	1:53.093 (2)	6.079	74.99	12:53:30.141
4 -	2:59.015	1:12.001	47.37	12:56:29.156
5 -	2:52.252	1:05.238	49.23	12:59:21.408
6 -	2:33.321	46.307	55.31	13:01:54.729

P17 77 Steve FODEN				
LAP	LAP TIME	DIFF	MPH	TIME OF DAY
1 -	2:01.694 (3)	13.889	69.69	12:49:50.405
2 -	1:47.805 (1)		78.67	12:51:38.210
3 -	1:57.944 (2)	10.139	71.91	12:53:36.154
4 -	2:54.619	1:06.814	48.57	12:56:30.773
5 -	2:52.945	1:05.140	49.04	12:59:23.718
6 -	2:33.783	45.978	55.15	13:01:57.501

P18 5 Sam MEAGHER				
LAP	LAP TIME	DIFF	MPH	TIME OF DAY
1 -	2:02.269 (3)	13.824	69.36	12:49:50.980
2 -	1:48.445 (1)		78.21	12:51:39.425
3 -	1:57.594 (2)	9.149	72.12	12:53:37.019
4 -	2:54.503	1:06.058	48.60	12:56:31.522
5 -	2:53.135	1:04.690	48.98	12:59:24.657
6 -	2:34.254	45.809	54.98	13:01:58.911

P19 211 Ruby SMITH				
LAP	LAP TIME	DIFF	MPH	TIME OF DAY
1 -	2:03.543 (3)	13.923	68.65	12:49:52.254
2 -	1:49.620 (1)		77.37	12:51:41.874
3 -	1:58.093 (2)	8.473	71.82	12:53:39.967
4 -	2:53.292	1:03.672	48.94	12:56:33.259
5 -	2:53.723	1:04.103	48.82	12:59:26.982
6 -	2:33.237	43.617	55.34	13:02:00.219

P20 33 Patrick BOOTH				
LAP	LAP TIME	DIFF	MPH	TIME OF DAY
1 -	2:05.704 (3)	12.976	67.47	12:49:54.415
2 -	1:52.728 (1)		75.23	12:51:47.143
3 -	1:57.178 (2)	4.450	72.38	12:53:44.321

DIFF = Difference To Personal Best Lap

4 -	2:50.638	57.910	49.70	12:56:34.959
5 -	2:53.424	1:00.696	48.90	12:59:28.383
6 -	2:33.437	40.709	55.27	13:02:01.820

P21 24 Paul SAVAGE				
LAP	LAP TIME	DIFF	MPH	TIME OF DAY
1 -	2:06.999 (3)	11.772	66.78	12:49:55.710
2 -	1:55.227 (1)		73.60	12:51:50.937
3 -	2:00.739 (2)	5.512	70.24	12:53:51.676
4 -	2:44.153	48.926	51.66	12:56:35.829
5 -	2:53.568	58.341	48.86	12:59:29.397
6 -	2:34.229	39.002	54.99	13:02:03.626

P22 78 Richard FORBER				
LAP	LAP TIME	DIFF	MPH	TIME OF DAY
1 -	1:54.601 (1)		74.00	12:49:43.312
2 -	1:56.389 (2)	1.787	72.87	12:51:39.701
3 -	1:55.949 P	1.347	73.14	12:53:35.650

P23 454 Ryan EDGE CUMBE				
LAP	LAP TIME	DIFF	MPH	TIME OF DAY
1 -	1:52.717 (1)		75.24	12:49:41.428
2 -	2:16.046 P	23.328	62.34	12:51:57.474

P24 75 Oliver DEVINE-KING				
LAP	LAP TIME	DIFF	MPH	TIME OF DAY
1 -	1:57.143 (1)		72.40	12:49:45.854

Demon Tweeks Audi TT Cup Championship

RACE 15 - STATISTICS

Competitors Started 24
Planned Start 2024-09-22 @ 12:55:00.000
Actual Start 2024-09-22 @ 12:47:48.710
Finish Time 2024-09-22 @ 13:01:36.144
Track Length 2.3560mi.
Total Laps 132
Total Distance Covered 310.9924mi.

Session Fastest Lap History

NO	CL	NAME	LAP TIME	TIME OF DAY	LAP	VEHICLE
6		Bradley BURNS	1:43.930	12:49:32.670	1	Audi TT 2.0 TFSI
6		Bradley BURNS	1:38.551	12:51:11.219	2	Audi TT 2.0 TFSI
72		Matt LUFF	1:38.330	12:51:11.638	2	Audi TT 2.0 TFSI
57		Sam HEADING	1:38.137	12:51:13.237	2	Audi TT 2.0 TFSI

Session Leader History

NO	CL	NAME	FROM LAP	LAPS LED	DISTANCE	VEHICLE
6		Bradley BURNS	1	6	14.13 miles	Audi TT 2.0 TFSI

Flag History

TYPE	TIME OF DAY
GREEN	12:47:48.710
SAFETY	12:52:06.342
FINISH	13:01:36.144

Flag Statistics

TYPE	COUNT	TOTAL LAPS	TOTAL TIME
Green	1	2	4:17.632
Red	0	0	0.000
Safety Car	1	3	9:29.801
FCY	0	0	0.000

Demon Tweeks Audi TT Cup Championship

RACE 15 - STATISTICS

CLASS :

20 Starters

Fastest Lap History

NO	NAME	LAP TIME	TIME OF DAY	LAP	VEHICLE
6	Bradley BURNS	1:43.930	12:49:32.670	1	Audi TT 2.0 TFSI
6	Bradley BURNS	1:38.551	12:51:11.219	2	Audi TT 2.0 TFSI
72	Matt LUFF	1:38.330	12:51:11.638	2	Audi TT 2.0 TFSI
57	Sam HEADING	1:38.137	12:51:13.237	2	Audi TT 2.0 TFSI

Leader History

NO	NAME	FROM LAP	LAPS LED	DISTANCE	VEHICLE
6	Bradley BURNS	1	6	14.13 miles	Audi TT 2.0 TFSI

Demon Tweeks Audi TT Cup Championship

RACE 15 - STATISTICS

CLASS : M

4 Starters


Fastest Lap History

NO	NAME	LAP TIME	TIME OF DAY	LAP	VEHICLE
21	Sean SMITH	1:54.131	12:49:42.842	1	Audi TT 2.0 TFSI
21	Sean SMITH	1:43.329	12:51:26.196	2	Audi TT 2.0 TFSI

Leader History


NO	NAME	FROM LAP	LAPS LED	DISTANCE	VEHICLE
21	Sean SMITH	1	6	14.13 miles	Audi TT 2.0 TFSI

Demon Tweeks Audi TT Cup Championship
RACE 20 - GRID (15 minutes)

ROW 12	23	454 Ryan EDGE CUMBE	24	75 Oliver DEVINE-KING
ROW 11	21	24 Paul SAVAGE	22	78 Richard FORBER
ROW 10	19	211 Ruby SMITH	20	33 Patrick BOOTH
ROW 9	17	77 Steve FODEN	18	5 Sam MEAGHER
ROW 8	15	38 Morgan WROOT	16	22 Jason PELOSI
ROW 7	13	47 Daniel BUDD	14	9 Jonathan WILLIAMS
ROW 6	11	87 Bradley KAYLOR	12	52 Paul LUTI
ROW 5	9	72 Matt LUFF	10	6 Bradley BURNS
ROW 4	7	44 Charles BUDD	8	45 Carl SWIFT
ROW 3	5	51 Luke HANDLEY	6	21 Sean SMITH
ROW 2	3	15 Andrew DYER	4	57 Sam HEADING
ROW 1	1	27 Mark GRICE	2	73 Ross MAKAR
Pole				
				

These results are provisional until the conclusion of any judicial and technical matters.

Thruxton: 2.3560 miles

Clerk Of Course: Dave Weston	Stewards:	Timekeeper: Sarah Evans	
------------------------------	-----------	-------------------------	---

Results can be found at www.tsl-timing.com

Printed - 13:08 Sunday, 22 September 2024

Demon Tweeks Audi TT Cup Championship

RACE 20 - CLASSIFICATION

Race Distance: 10 Laps / 23.56 miles

POS	NO	CL	PIC	NAME	ENTRY	LAPS	TIME	GAP	DIFF	MPH	BEST	ON	GRD	↑↓
1	6		1	Bradley BURNS	Audi TT 2.0 TFSI	10	15:39.255			90.30	1:32.203	10	10	9
2	57		2	Sam HEADING	Audi TT 2.0 TFSI	10	15:50.208	10.953	10.953	89.26	1:33.662	8	4	2
3	72		3	Matt LUFF	Audi TT 2.0 TFSI	10	15:55.554	16.299	5.346	88.76	1:33.559	10	9	6
4	73		4	Ross MAKAR	Audi TT 2.0 TFSI	10	16:06.073	26.818	10.519	87.79	1:34.049	8	2	-2
5	15		5	Andrew DYER	Audi TT 2.0 TFSI	10	16:06.915	27.660	0.842	87.71	1:34.321	8	3	-2
6	45		6	Carl SWIFT	Audi TT 2.0 TFSI	10	16:07.064	27.809	0.149	87.70	1:32.461	9	8	2
7	51		7	Luke HANDLEY	Audi TT 2.0 TFSI	10	16:19.537	40.282	12.473	86.58	1:35.163	8	5	-2
8	21	M	1	Sean SMITH	Audi TT 2.0 TFSI	10	16:21.042	41.787	1.505	86.45	1:36.290	7	6	-2
9	44		8	Charles BUDD	Audi TT 2.0 TFSI	10	16:21.198	41.943	0.156	86.44	1:35.347	8	7	-2
10	52		9	Paul LUTI	Audi TT 2.0 TFSI	10	16:29.178	49.923	7.980	85.74	1:35.438	7	12	2
11	38		10	Morgan WROOT	Audi TT 2.0 TFSI	10	16:41.562	1:02.307	12.384	84.68	1:36.970	10	15	4
12	22		11	Jason PELOSI	Audi TT 2.0 TFSI	10	16:42.277	1:03.022	0.715	84.62	1:37.013	10	16	4
13	77		12	Steve FODEN	Audi TT 2.0 TFSI	10	16:43.911	1:04.656	1.634	84.48	1:37.335	8	17	4
14	9	M	2	Jonathan WILLIAMS	Audi TT 2.0 TFSI	10	16:44.969	1:05.714	1.058	84.39	1:37.887	10	14	0
15	5		13	Sam MEAGHER	Audi TT 2.0 TFSI	10	16:45.969	1:06.714	1.000	84.31	1:37.980	7	18	3
16	87		14	Bradley KAYLOR	Audi TT 2.0 TFSI	10	16:56.400	1:17.145	10.431	83.44	1:37.168	10	11	-5
17	47		15	Daniel BUDD	Audi TT 2.0 TFSI	10	16:57.088	1:17.833	0.688	83.39	1:35.793	8	13	-4
18	75		16	Oliver DEVINE-KING	Audi TT 2.0 TFSI	10	17:05.636	1:26.381	8.548	82.69	1:38.141	8	24	6
19	33	M	3	Patrick BOOTH	Audi TT 2.0 TFSI	10	17:17.778	1:38.523	12.142	81.72	1:40.940	9	20	1
20	24	M	4	Paul SAVAGE	Audi TT 2.0 TFSI	9	16:26.536	1 Lap	1 Lap	77.37	1:45.149	6	21	1

NOT CLASSIFIED

DNF 211				Ruby SMITH	Audi TT 2.0 TFSI	8	14:57.741	2 Laps	1 Lap	75.58	1:39.462	6	19	
DNF 78				Richard FORBER	Audi TT 2.0 TFSI	3	5:20.564	7 Laps	5 Laps	79.37	1:42.799	2	22	
DNF 27				Mark GRICE	Audi TT 2.0 TFSI	2	4:18.152	8 Laps	1 Lap	65.71	1:45.177	1	1	
DNF 454				Ryan EDGE CUMBE	Audi TT 2.0 TFSI	0							23	

FASTEST LAP

6				Bradley BURNS	Audi TT 2.0 TFSI	10	1:32.203			91.98 mph			148.04 kph	
21	M			Sean SMITH	Audi TT 2.0 TFSI	7	1:36.290			88.08 mph			141.75 kph	

Weather / Track : Rain / Damp

Date: 22/09/2024 Start: 16:32 Finish: 16:47

These results are provisional until the conclusion of any judicial and technical matters.

Thruxton: 2.3560 miles

Clerk Of Course: Dave Weston	Stewards:	Timekeeper: Sarah Evans	
------------------------------	-----------	-------------------------	---

Results can be found at www.tsl-timing.com

Printed - 16:51 Sunday, 22 September 2024

Demon Tweeks Audi TT Cup Championship

RACE 20 - LAP CHART

LAP 1 @ 16:33:59.825			LAP 2 @ 16:35:34.397			LAP 3 @ 16:37:07.941			LAP 4 @ 16:38:40.947			LAP 5 @ 16:40:13.950		
NO	BEHIND	LAP TIME	NO	BEHIND	LAP TIME	NO	BEHIND	LAP TIME	NO	BEHIND	LAP TIME	NO	BEHIND	LAP TIME
57		1:42.366	6		1:34.205	6		1:33.544	6		1:33.006	6		1:33.003
6	0.367	1:42.733	57	1.800	1:36.372	57	2.556	1:34.300	57	3.295	1:33.745	57	4.064	1:33.772
73	0.883	1:43.249	45	2.047	1:34.835	72	6.855	1:36.023	72	8.154	1:34.305	72	8.983	1:33.832
45	1.784	1:44.150	73	3.638	1:37.327	73	8.736	1:38.642	73	11.870	1:36.140	73	14.606	1:35.739
27	2.811	1:45.177	72	4.376	1:35.997	15	9.332	1:36.814	15	12.415	1:36.089	15	15.048	1:35.636
72	2.951	1:45.317	15	6.062	1:37.305	21	12.711	1:37.694	21	16.653	1:36.948	21	20.809	1:37.159
15	3.329	1:45.695	21	8.561	1:38.830	51	14.367	1:38.683	51	18.775	1:37.414	51	22.673	1:36.901
21	4.303	1:46.669	51	9.228	1:38.885	44	14.730	1:38.173	44	19.080	1:37.356	45	23.880	1:35.585
51	4.915	1:47.281	44	10.101	1:39.130	47	15.813	1:38.127	47	20.413	1:37.606	44	24.189	1:38.112
44	5.543	1:47.909	47	11.230	1:39.139	52	16.748	1:38.235	52	20.933	1:37.191	47	25.083	1:37.673
47	6.663	1:49.029	52	12.057	1:38.919	9	20.143	1:39.413	45	21.298	1:33.812	52	26.371	1:38.441
52	7.710	1:50.076	9	14.274	1:40.491	45	20.492	1:51.989	22	27.603	1:39.322	22	33.287	1:38.687
9	8.355	1:50.721	22	14.554	1:40.295	22	21.287	1:40.277	9	27.763	1:40.626	38	34.010	1:38.462
22	8.831	1:51.197	87	16.291	1:41.243	87	22.596	1:39.849	38	28.551	1:38.863	9	34.955	1:40.195
87	9.620	1:51.986	38	16.709	1:41.405	38	22.694	1:39.529	87	29.453	1:39.863	87	35.630	1:39.180
38	9.876	1:52.242	77	17.744	1:40.557	77	23.449	1:39.249	77	29.684	1:39.241	77	37.004	1:40.323
77	11.759	1:54.125	5	19.639	1:41.483	5	25.812	1:39.717	5	32.903	1:40.097	5	38.300	1:38.400
5	12.728	1:55.094	78	22.287	1:42.799	78	30.082	1:41.339 P	211	41.622	1:42.956	211	50.912	1:42.293
211	13.203	1:55.569	211	22.478	1:43.847	211	31.672	1:42.738	33	43.806	1:42.328	33	52.945	1:42.142
33	13.955	1:56.321	33	24.660	1:45.277	33	34.484	1:43.368	75	44.761	1:42.112	75	53.230	1:41.472
78	14.060	1:56.426	75	27.006	1:43.837	75	35.655	1:42.193	24	58.134	1:46.237	24	1:12.341	1:47.210
24	17.334	1:59.700	24	31.031	1:48.269	24	44.903	1:47.416						
75	17.741	2:00.107	27	1:01.214	2:32.975 P									

Demon Tweeks Audi TT Cup Championship

RACE 20 - LAP CHART

LAP 6 @ 16:41:46.783			LAP 7 @ 16:43:19.157			LAP 8 @ 16:44:52.015			LAP 9 @ 16:46:24.511			LAP 10 @ 16:47:56.714		
NO	BEHIND	LAP TIME	NO	BEHIND	LAP TIME	NO	BEHIND	LAP TIME	NO	BEHIND	LAP TIME	NO	BEHIND	LAP TIME
6		1:32.833	6		1:32.374	6		1:32.858	6		1:32.496	6		1:32.203
57	5.289	1:34.058	57	6.592	1:33.677	57	7.396	1:33.662	57	8.585	1:33.685	57	10.953	1:34.571
72	9.947	1:33.797	72	11.501	1:33.928	24	1 Lap	1:50.382	72	14.943	1:34.655	72	16.299	1:33.559
73	17.081	1:35.308	73	21.045	1:36.338	72	12.784	1:34.141	73	24.178	1:34.438	73	26.818	1:34.843
15	17.634	1:35.419	15	21.432	1:36.172	73	22.236	1:34.049	15	24.733	1:34.334	15	27.660	1:35.130
21	24.357	1:36.381	45	26.048	1:33.852	15	22.895	1:34.321	45	25.869	1:32.461	45	27.809	1:34.143
45	24.570	1:33.523	21	28.273	1:36.290	45	25.904	1:32.714	24	1 Lap	1:51.438	51	40.282	1:36.334
51	25.920	1:36.080	51	29.523	1:35.977	21	31.726	1:36.311	51	36.151	1:36.819	21	41.787	1:36.682
44	27.953	1:36.597	44	31.569	1:35.990	51	31.828	1:35.163	21	37.308	1:38.078	44	41.943	1:36.138
47	28.491	1:36.241	47	32.096	1:35.979	44	34.058	1:35.347	44	38.008	1:36.446	24	1 Lap	1:50.735
52	29.646	1:36.108	52	32.710	1:35.438	47	35.031	1:35.793	52	45.420	1:42.254	52	49.923	1:36.706
22	40.276	1:39.822	22	46.968	1:39.066	52	35.662	1:35.810	211	1 Lap	2:39.213 P	38	1:02.307	1:36.970
38	40.428	1:39.251	38	47.280	1:39.226	22	52.154	1:38.044	38	57.540	1:37.733	22	1:03.022	1:37.013
9	41.748	1:39.626	9	47.966	1:38.592	38	52.303	1:37.881	22	58.212	1:38.554	77	1:04.656	1:37.884
87	42.134	1:39.337	77	48.987	1:38.324	77	53.464	1:37.335	77	58.975	1:38.007	9	1:05.714	1:37.887
77	43.037	1:38.866	5	49.793	1:37.980	9	54.317	1:39.209	9	1:00.030	1:38.209	5	1:06.714	1:37.981
5	44.187	1:38.720	87	54.798	1:45.038	5	55.097	1:38.162	5	1:00.936	1:38.335	87	1:17.145	1:37.168
211	57.541	1:39.462	75	1:08.550	1:38.535	87	59.183	1:37.243	87	1:12.180	1:45.493	47	1:17.833	1:36.822
33	1:01.680	1:41.568	33	1:11.346	1:42.040	75	1:13.833	1:38.141	47	1:13.214	2:10.679	75	1:26.381	1:38.958
75	1:02.389	1:41.992	211	1:16.830	1:51.663	33	1:20.251	1:41.763	75	1:19.626	1:38.289	33	1:38.523	1:42.031
24	1:24.657	1:45.149							33	1:28.695	1:40.940			

Demon Tweeks Audi TT Cup Championship

RACE 20 - LAP ANALYSIS

DIFF = Difference To Personal Best Lap

P1 6 Bradley BURNS				
LAP	LAP TIME	DIFF	MPH	TIME OF DAY
1 -	1:42.733	10.530	82.55	16:34:00.192
2 -	1:34.205	2.002	90.03	16:35:34.397
3 -	1:33.544	1.341	90.66	16:37:07.941
4 -	1:33.006	0.803	91.19	16:38:40.947
5 -	1:33.003	0.800	91.19	16:40:13.950
6 -	1:32.833	0.630	91.36	16:41:46.783
7 -	1:32.374 (2)	0.171	91.81	16:43:19.157
8 -	1:32.858	0.655	91.33	16:44:52.015
9 -	1:32.496 (3)	0.293	91.69	16:46:24.511
10 -	1:32.203 (1)		91.98	16:47:56.714

P2 57 Sam HEADING				
LAP	LAP TIME	DIFF	MPH	TIME OF DAY
1 -	1:42.366	8.704	82.85	16:33:59.825
2 -	1:36.372	2.710	88.00	16:35:36.197
3 -	1:34.300	0.638	89.94	16:37:10.497
4 -	1:33.745	0.083	90.47	16:38:44.242
5 -	1:33.772	0.110	90.44	16:40:18.014
6 -	1:34.058	0.396	90.17	16:41:52.072
7 -	1:33.677 (2)	0.015	90.54	16:43:25.749
8 -	1:33.662 (1)		90.55	16:44:59.411
9 -	1:33.685 (3)	0.023	90.53	16:46:33.096
10 -	1:34.571	0.909	89.68	16:48:07.667

P3 72 Matt LUFF				
LAP	LAP TIME	DIFF	MPH	TIME OF DAY
1 -	1:45.317	11.758	80.53	16:34:02.776
2 -	1:35.997	2.438	88.35	16:35:38.773
3 -	1:36.023	2.464	88.32	16:37:14.796
4 -	1:34.305	0.746	89.93	16:38:49.101
5 -	1:33.832 (3)	0.273	90.39	16:40:22.933
6 -	1:33.797 (2)	0.238	90.42	16:41:56.730
7 -	1:33.928	0.369	90.29	16:43:30.658
8 -	1:34.141	0.582	90.09	16:45:04.799
9 -	1:34.655	1.096	89.60	16:46:39.454
10 -	1:33.559 (1)		90.65	16:48:13.013

P4 73 Ross MAKAR				
LAP	LAP TIME	DIFF	MPH	TIME OF DAY
1 -	1:43.249	9.200	82.14	16:34:00.708
2 -	1:37.327	3.278	87.14	16:35:38.035
3 -	1:38.642	4.593	85.98	16:37:16.677
4 -	1:36.140	2.091	88.22	16:38:52.817
5 -	1:35.739	1.690	88.59	16:40:28.556
6 -	1:35.308	1.259	88.99	16:42:03.864
7 -	1:36.338	2.289	88.04	16:43:40.202
8 -	1:34.049 (1)		90.18	16:45:14.251
9 -	1:34.438 (2)	0.389	89.81	16:46:48.689
10 -	1:34.843 (3)	0.794	89.42	16:48:23.532

P5 15 Andrew DYER				
LAP	LAP TIME	DIFF	MPH	TIME OF DAY
1 -	1:45.695	11.374	80.24	16:34:03.154
2 -	1:37.305	2.984	87.16	16:35:40.459
3 -	1:36.814	2.493	87.60	16:37:17.273
4 -	1:36.089	1.768	88.26	16:38:53.362
5 -	1:35.636	1.315	88.68	16:40:28.998
6 -	1:35.419	1.098	88.88	16:42:04.417
7 -	1:36.172	1.851	88.19	16:43:40.589

DIFF = Difference To Personal Best Lap

8 -	1:34.321 (1)		89.92	16:45:14.910
9 -	1:34.334 (2)	0.013	89.91	16:46:49.244
10 -	1:35.130 (3)	0.809	89.15	16:48:24.374

P6 45 Carl SWIFT				
LAP	LAP TIME	DIFF	MPH	TIME OF DAY
1 -	1:44.150	11.689	81.43	16:34:01.609
2 -	1:34.835	2.374	89.43	16:35:36.444
3 -	1:51.989	19.528	75.73	16:37:28.433
4 -	1:33.812	1.351	90.41	16:39:02.245
5 -	1:35.585	3.124	88.73	16:40:37.830
6 -	1:33.523 (3)	1.062	90.69	16:42:11.353
7 -	1:33.852	1.391	90.37	16:43:45.205
8 -	1:32.714 (2)	0.253	91.48	16:45:17.919
9 -	1:32.461 (1)		91.73	16:46:50.380
10 -	1:34.143	1.682	90.09	16:48:24.523

P7 51 Luke HANDLEY				
LAP	LAP TIME	DIFF	MPH	TIME OF DAY
1 -	1:47.281	12.118	79.05	16:34:04.740
2 -	1:38.885	3.722	85.77	16:35:43.625
3 -	1:38.683	3.520	85.94	16:37:22.308
4 -	1:37.414	2.251	87.06	16:38:59.722
5 -	1:36.901	1.738	87.52	16:40:36.623
6 -	1:36.080 (3)	0.917	88.27	16:42:12.703
7 -	1:35.977 (2)	0.814	88.37	16:43:48.680
8 -	1:35.163 (1)		89.12	16:45:23.843
9 -	1:36.819	1.656	87.60	16:47:00.662
10 -	1:36.334	1.171	88.04	16:48:36.996

P8 21 Sean SMITH				
LAP	LAP TIME	DIFF	MPH	TIME OF DAY
1 -	1:46.669	10.379	79.51	16:34:04.128
2 -	1:38.830	2.540	85.82	16:35:42.958
3 -	1:37.694	1.404	86.81	16:37:20.652
4 -	1:36.948	0.658	87.48	16:38:57.600
5 -	1:37.159	0.869	87.29	16:40:34.759
6 -	1:36.381 (3)	0.091	88.00	16:42:11.140
7 -	1:36.290 (1)		88.08	16:43:47.430
8 -	1:36.311 (2)	0.021	88.06	16:45:23.741
9 -	1:38.078	1.788	86.47	16:47:01.819
10 -	1:36.682	0.392	87.72	16:48:38.501

P9 44 Charles BUDD				
LAP	LAP TIME	DIFF	MPH	TIME OF DAY
1 -	1:47.909	12.562	78.59	16:34:05.368
2 -	1:39.130	3.783	85.56	16:35:44.498
3 -	1:38.173	2.826	86.39	16:37:22.671
4 -	1:37.356	2.009	87.11	16:39:00.027
5 -	1:38.112	2.765	86.44	16:40:38.139
6 -	1:36.597	1.250	87.80	16:42:14.736
7 -	1:35.990 (2)	0.643	88.35	16:43:50.726
8 -	1:35.347 (1)		88.95	16:45:26.073
9 -	1:36.446	1.099	87.94	16:47:02.519
10 -	1:36.138 (3)	0.791	88.22	16:48:38.657

P10 52 Paul LUTI				
LAP	LAP TIME	DIFF	MPH	TIME OF DAY
1 -	1:50.076	14.638	77.05	16:34:07.535
2 -	1:38.919	3.481	85.74	16:35:46.454
3 -	1:38.235	2.797	86.34	16:37:24.689

Demon Tweeks Audi TT Cup Championship

RACE 20 - LAP ANALYSIS

DIFF = Difference To Personal Best Lap

4 -	1:37.191	1.753	87.26	16:39:01.880
5 -	1:38.441	3.003	86.15	16:40:40.321
6 -	1:36.108 (3)	0.670	88.25	16:42:16.429
7 -	1:35.438 (1)		88.87	16:43:51.867
8 -	1:35.810 (2)	0.372	88.52	16:45:27.677
9 -	1:42.254	6.816	82.94	16:47:09.931
10 -	1:36.706	1.268	87.70	16:48:46.637

P11 38 Morgan WROOT

LAP	LAP TIME	DIFF	MPH	TIME OF DAY
1 -	1:52.242	15.272	75.56	16:34:09.701
2 -	1:41.405	4.435	83.64	16:35:51.106
3 -	1:39.529	2.559	85.21	16:37:30.635
4 -	1:38.863	1.893	85.79	16:39:09.498
5 -	1:38.462	1.492	86.14	16:40:47.960
6 -	1:39.251	2.281	85.45	16:42:27.211
7 -	1:39.226	2.256	85.47	16:44:06.437
8 -	1:37.881 (3)	0.911	86.65	16:45:44.318
9 -	1:37.733 (2)	0.763	86.78	16:47:22.051
10 -	1:36.970 (1)		87.46	16:48:59.021

P12 22 Jason PELOSI

LAP	LAP TIME	DIFF	MPH	TIME OF DAY
1 -	1:51.197	14.184	76.27	16:34:08.656
2 -	1:40.295	3.282	84.56	16:35:48.951
3 -	1:40.277	3.264	84.58	16:37:29.228
4 -	1:39.322	2.309	85.39	16:39:08.550
5 -	1:38.687	1.674	85.94	16:40:47.237
6 -	1:39.822	2.809	84.96	16:42:27.059
7 -	1:39.066	2.053	85.61	16:44:06.125
8 -	1:38.044 (2)	1.031	86.50	16:45:44.169
9 -	1:38.554 (3)	1.541	86.06	16:47:22.723
10 -	1:37.013 (1)		87.42	16:48:59.736

P13 77 Steve FODEN

LAP	LAP TIME	DIFF	MPH	TIME OF DAY
1 -	1:54.125	16.790	74.31	16:34:11.584
2 -	1:40.557	3.222	84.34	16:35:52.141
3 -	1:39.249	1.914	85.45	16:37:31.390
4 -	1:39.241	1.906	85.46	16:39:10.631
5 -	1:40.323	2.988	84.54	16:40:50.954
6 -	1:38.866	1.531	85.78	16:42:29.820
7 -	1:38.324	0.989	86.26	16:44:08.144
8 -	1:37.335 (1)		87.13	16:45:45.479
9 -	1:38.007 (3)	0.672	86.54	16:47:23.486
10 -	1:37.884 (2)	0.549	86.64	16:49:01.370

P14 9 Jonathan WILLIAMS

LAP	LAP TIME	DIFF	MPH	TIME OF DAY
1 -	1:50.721	12.834	76.60	16:34:08.180
2 -	1:40.491	2.604	84.40	16:35:48.671
3 -	1:39.413	1.526	85.31	16:37:28.084
4 -	1:40.626	2.739	84.28	16:39:08.710
5 -	1:40.195	2.308	84.65	16:40:48.905
6 -	1:39.626	1.739	85.13	16:42:28.531
7 -	1:38.592 (3)	0.705	86.02	16:44:07.123
8 -	1:39.209	1.322	85.49	16:45:46.332
9 -	1:38.209 (2)	0.322	86.36	16:47:24.541
10 -	1:37.887 (1)		86.64	16:49:02.428

DIFF = Difference To Personal Best Lap

P15 5 Sam MEAGHER				
LAP	LAP TIME	DIFF	MPH	TIME OF DAY
1 -	1:55.094	17.114	73.69	16:34:12.553
2 -	1:41.483	3.503	83.57	16:35:54.036
3 -	1:39.717	1.737	85.05	16:37:33.753
4 -	1:40.097	2.117	84.73	16:39:13.850
5 -	1:38.400	0.420	86.19	16:40:52.250
6 -	1:38.720	0.740	85.91	16:42:30.970
7 -	1:37.980 (1)		86.56	16:44:08.950
8 -	1:38.162 (3)	0.182	86.40	16:45:47.112
9 -	1:38.335	0.355	86.25	16:47:25.447
10 -	1:37.981 (2)	0.001	86.56	16:49:03.428

P16 87 Bradley KAYLOR

LAP	LAP TIME	DIFF	MPH	TIME OF DAY
1 -	1:51.986	14.818	75.73	16:34:09.445
2 -	1:41.243	4.075	83.77	16:35:50.688
3 -	1:39.849	2.681	84.94	16:37:30.537
4 -	1:39.863	2.695	84.93	16:39:10.400
5 -	1:39.180 (3)	2.012	85.51	16:40:49.580
6 -	1:39.337	2.169	85.38	16:42:28.917
7 -	1:45.038	7.870	80.74	16:44:13.955
8 -	1:37.243 (2)	0.075	87.22	16:45:51.198
9 -	1:45.493	8.325	80.39	16:47:36.691
10 -	1:37.168 (1)		87.28	16:49:13.859

P17 47 Daniel BUDD

LAP	LAP TIME	DIFF	MPH	TIME OF DAY
1 -	1:49.029	13.236	77.79	16:34:06.488
2 -	1:39.139	3.346	85.55	16:35:45.627
3 -	1:38.127	2.334	86.43	16:37:23.754
4 -	1:37.606	1.813	86.89	16:39:01.360
5 -	1:37.673	1.880	86.83	16:40:39.033
6 -	1:36.241 (3)	0.448	88.12	16:42:15.274
7 -	1:35.979 (2)	0.186	88.36	16:43:51.253
8 -	1:35.793 (1)		88.54	16:45:27.046
9 -	2:10.679	34.886	64.90	16:47:37.725
10 -	1:36.822	1.029	87.60	16:49:14.547

P18 75 Oliver DEVINE-KING

LAP	LAP TIME	DIFF	MPH	TIME OF DAY
1 -	2:00.107	21.966	70.61	16:34:17.566
2 -	1:43.837	5.696	81.68	16:36:01.403
3 -	1:42.193	4.052	82.99	16:37:43.596
4 -	1:42.112	3.971	83.06	16:39:25.708
5 -	1:41.472	3.331	83.58	16:41:07.180
6 -	1:41.992	3.851	83.15	16:42:49.172
7 -	1:38.535 (3)	0.394	86.07	16:44:27.707
8 -	1:38.141 (1)		86.42	16:46:05.848
9 -	1:38.289 (2)	0.148	86.29	16:47:44.137
10 -	1:38.958	0.817	85.70	16:49:23.095

P19 33 Patrick BOOTH

LAP	LAP TIME	DIFF	MPH	TIME OF DAY
1 -	1:56.321	15.381	72.91	16:34:13.780
2 -	1:45.277	4.337	80.56	16:35:59.057
3 -	1:43.368	2.428	82.05	16:37:42.425
4 -	1:42.328	1.388	82.88	16:39:24.753
5 -	1:42.142	1.202	83.03	16:41:06.895
6 -	1:41.568 (2)	0.628	83.50	16:42:48.463
7 -	1:42.040	1.100	83.12	16:44:30.503

Demon Tweaks Audi TT Cup Championship

RACE 20 - LAP ANALYSIS

DIFF = Difference To Personal Best Lap

8 -	1:41.763 (3)	0.823	83.34	16:46:12.266
9 -	1:40.940 (1)		84.02	16:47:53.206
10 -	1:42.031	1.091	83.12	16:49:35.237

P20 24 Paul SAVAGE				
LAP	LAP TIME	DIFF	MPH	TIME OF DAY
1 -	1:59.700	14.551	70.85	16:34:17.159
2 -	1:48.269	3.120	78.33	16:36:05.428
3 -	1:47.416	2.267	78.96	16:37:52.844
4 -	1:46.237 (2)	1.088	79.83	16:39:39.081
5 -	1:47.210 (3)	2.061	79.11	16:41:26.291
6 -	1:45.149 (1)		80.66	16:43:11.440
7 -	1:50.382	5.233	76.83	16:45:01.822
8 -	1:51.438	6.289	76.11	16:46:53.260
9 -	1:50.735	5.586	76.59	16:48:43.995

P21 211 Ruby SMITH				
LAP	LAP TIME	DIFF	MPH	TIME OF DAY
1 -	1:55.569	16.107	73.38	16:34:13.028
2 -	1:43.847	4.385	81.67	16:35:56.875
3 -	1:42.738 (3)	3.276	82.55	16:37:39.613
4 -	1:42.956	3.494	82.38	16:39:22.569
5 -	1:42.293 (2)	2.831	82.91	16:41:04.862
6 -	1:39.462 (1)		85.27	16:42:44.324
7 -	1:51.663	12.201	75.95	16:44:35.987
8 -	2:39.213 P	59.751	53.27	16:47:15.200

P22 78 Richard FORBER				
LAP	LAP TIME	DIFF	MPH	TIME OF DAY
1 -	1:56.426 (2)	13.627	72.84	16:34:13.885
2 -	1:42.799 (1)		82.50	16:35:56.684
3 -	1:41.339 P		83.69	16:37:38.023

P23 27 Mark GRICE				
LAP	LAP TIME	DIFF	MPH	TIME OF DAY
1 -	1:45.177 (1)		80.64	16:34:02.636
2 -	2:32.975 P	47.797	55.44	16:36:35.611

Demon Tweeks Audi TT Cup Championship

RACE 20 - STATISTICS

Competitors Started 23
Planned Start 2024-09-22 @ 16:15:00.000
Actual Start 2024-09-22 @ 16:32:17.458
Finish Time 2024-09-22 @ 16:47:56.019
Track Length 2.3560mi.
Total Laps 212
Total Distance Covered 499.4727mi.

Session Fastest Lap History

NO	CL	NAME	LAP TIME	TIME OF DAY	LAP	VEHICLE
57		Sam HEADING	1:42.366	16:33:59.853	1	Audi TT 2.0 TFSI
6		Bradley BURNS	1:34.205	16:35:34.424	2	Audi TT 2.0 TFSI
6		Bradley BURNS	1:33.544	16:37:07.968	3	Audi TT 2.0 TFSI
6		Bradley BURNS	1:33.006	16:38:40.974	4	Audi TT 2.0 TFSI
6		Bradley BURNS	1:33.003	16:40:13.978	5	Audi TT 2.0 TFSI
6		Bradley BURNS	1:32.833	16:41:46.810	6	Audi TT 2.0 TFSI
6		Bradley BURNS	1:32.374	16:43:19.183	7	Audi TT 2.0 TFSI
6		Bradley BURNS	1:32.203	16:47:56.741	10	Audi TT 2.0 TFSI

Session Leader History

NO	CL	NAME	FROM LAP	LAPS LED	DISTANCE	VEHICLE
57		Sam HEADING	1	1	2.35 miles	Audi TT 2.0 TFSI
6		Bradley BURNS	2	9	21.20 miles	Audi TT 2.0 TFSI

Flag History

TYPE	TIME OF DAY
GREEN	16:32:17.458
FINISH	16:47:56.019

Flag Statistics

TYPE	COUNT	TOTAL LAPS	TOTAL TIME
Green	1	10	18:18.271
Red	0	0	0.000
Safety Car	0	0	0.000
FCY	0	0	0.000

Demon Tweeks Audi TT Cup Championship

RACE 20 - STATISTICS

CLASS :

19 Starters

Fastest Lap History

NO	NAME	LAP TIME	TIME OF DAY	LAP	VEHICLE
57	Sam HEADING	1:42.366	16:33:59.853	1	Audi TT 2.0 TFSI
6	Bradley BURNS	1:34.205	16:35:34.424	2	Audi TT 2.0 TFSI
6	Bradley BURNS	1:33.544	16:37:07.968	3	Audi TT 2.0 TFSI
6	Bradley BURNS	1:33.006	16:38:40.974	4	Audi TT 2.0 TFSI
6	Bradley BURNS	1:33.003	16:40:13.978	5	Audi TT 2.0 TFSI
6	Bradley BURNS	1:32.833	16:41:46.810	6	Audi TT 2.0 TFSI
6	Bradley BURNS	1:32.374	16:43:19.183	7	Audi TT 2.0 TFSI
6	Bradley BURNS	1:32.203	16:47:56.741	10	Audi TT 2.0 TFSI

Leader History

NO	NAME	FROM LAP	LAPS LED	DISTANCE	VEHICLE
57	Sam HEADING	1	1	2.35 miles	Audi TT 2.0 TFSI
6	Bradley BURNS	2	9	21.20 miles	Audi TT 2.0 TFSI

Demon Tweeks Audi TT Cup Championship

RACE 20 - STATISTICS

CLASS : M

4 Starters

Fastest Lap History

NO	NAME	LAP TIME	TIME OF DAY	LAP	VEHICLE
21	Sean SMITH	1:46.669	16:34:04.152	1	Audi TT 2.0 TFSI
21	Sean SMITH	1:38.830	16:35:42.982	2	Audi TT 2.0 TFSI
21	Sean SMITH	1:37.694	16:37:20.676	3	Audi TT 2.0 TFSI
21	Sean SMITH	1:36.948	16:38:57.624	4	Audi TT 2.0 TFSI
21	Sean SMITH	1:36.381	16:42:11.163	6	Audi TT 2.0 TFSI
21	Sean SMITH	1:36.290	16:43:47.453	7	Audi TT 2.0 TFSI

Leader History

NO	NAME	FROM LAP	LAPS LED	DISTANCE	VEHICLE
21	Sean SMITH	1	10	23.56 miles	Audi TT 2.0 TFSI