



**2019 F4 BRITISH CHAMPIONSHIP
CERTIFIED BY FIA
POWERED BY FORD**

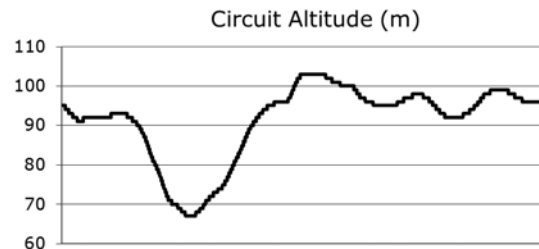
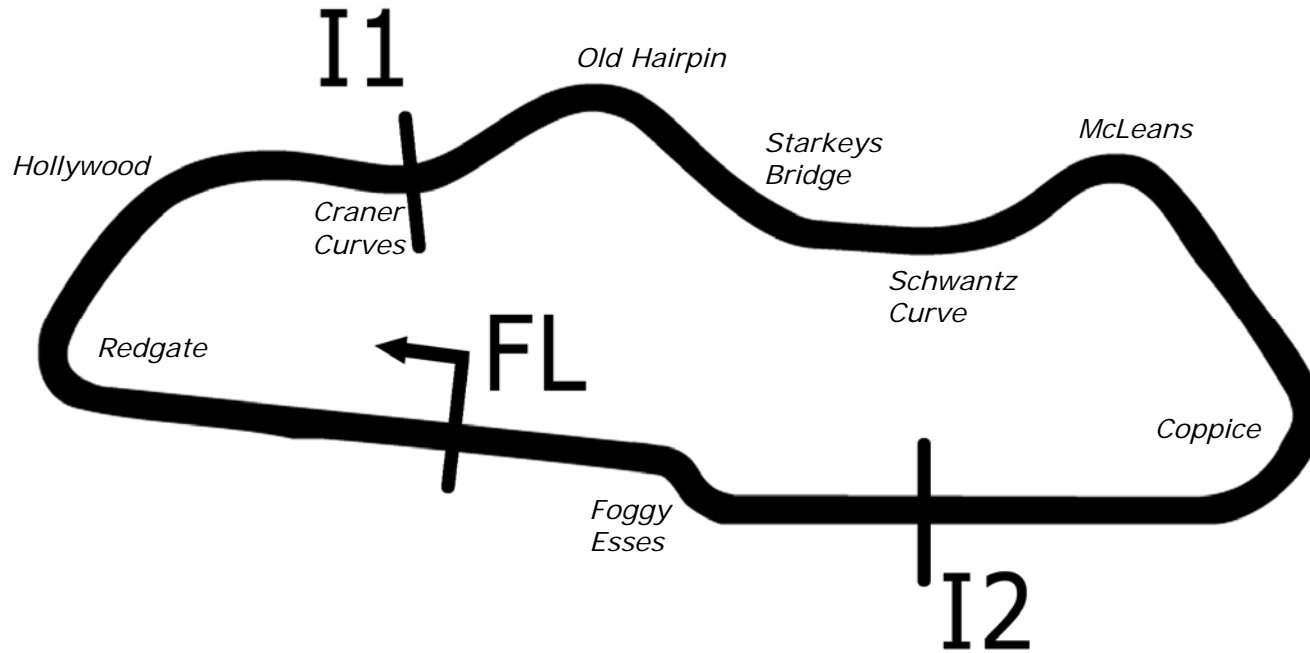
**Rounds 4, 5 & 6
Donington Park National**

27th & 28th April 2019



Results Provided by Timing Solutions Ltd
www.tsl-timing.com

Donington Park National



Length	1.9790 miles	3185.0 m	
FL		52.82971 N	1.37867 W
I1	941m	52.83226 N	1.37893 W
I2	2641m	52.82866 N	1.37129 W
Pit Entry	3100m	52.82949 N	1.37787 W
Pit Exit	229m after FL	52.82996 N	1.38205 W
Pit Entry–Pit Exit 287m, 17.2s @60kph, 12.9s @80kph			

All results available at www.tsl-timing.com

2019 F4 British Championship

QUALIFYING - ROUND 4 - CLASSIFICATION

POS	NO	CL	PIC NAME	NAT	ENTRY	TIME	ON	LAPS	GAP	DIFF	MPH
1	26		1 Louis FOSTER	GBR	Double R	1:21.358	8	10			87.57
2	94		2 Sebastian ALVAREZ	MEX	Double R	1:21.789	10	10	0.431	0.431	87.11
3	53		3 Tommy FOSTER	GBR	Arden Motorsport	1:22.576	9	9	1.218	0.787	86.27
4	11		4 Luke BROWNING	GBR	Richardson Racing	1:22.671	8	9	1.313	0.095	86.18
5	27	R	1 Alex CONNOR	GBR	Arden Motorsport	1:22.784	9	9	1.426	0.113	86.06
6	31	R	2 Zane MALONEY	BAR	Carlin	1:23.197	9	9	1.839	0.413	85.63
7	43		5 Josh SKELTON	GBR	JHR	1:23.230	8	8	1.872	0.033	85.60
8	50		6 Bart HORSTEN	AUS	Arden Motorsport	1:23.602	7	8	2.244	0.372	85.22
9	21	R	3 Joe TURNEY	GBR	Carlin	1:23.865	7	7	2.507	0.263	84.95
10	55		7 Carter WILLIAMS	USA	JHR	1:24.400	8	9	3.042	0.535	84.41
11	7	R	4 Roberto FARIA	BRA	Fortec Motorsport	1:25.075	7	9	3.717	0.675	83.74
12	18		8 Reema JUFFALI	KSA	Double R	1:25.596	7	7	4.238	0.521	83.23
13	10		9 Mariano MARTINEZ	MEX	Fortec Motorsport	1:27.544	6	6	6.186	1.948	81.38

Weather / Track : Drizzle / Dry

These results are provisional until the conclusion of any judicial and technical matters.

Donington Park National
 Circuit Length = 1.9790 miles
 Start: 12:02 Flag 00:00 End: 12:33

Clerk Of Course :

Timekeeper :

2019 F4 British Championship

QUALIFYING - ROUND 6 - 2ND FASTEST CLASSIFICATION

POS	NO	CL	PIC NAME	NAT	ENTRY	TIME	ON	LAPS	GAP	DIFF	MPH
1	26		1 Louis FOSTER	GBR	Double R	1:21.624	10	10			87.28
2	94		2 Sebastian ALVAREZ	MEX	Double R	1:21.918	8	10	0.294	0.294	86.97
3	11		3 Luke BROWNING	GBR	Richardson Racing	1:22.894	7	9	1.270	0.976	85.94
4	53		4 Tommy FOSTER	GBR	Arden Motorsport	1:22.961	8	9	1.337	0.067	85.87
5	27	R	1 Alex CONNOR	GBR	Arden Motorsport	1:23.837	8	9	2.213	0.876	84.98
6	43		5 Josh SKELTON	GBR	JHR	1:23.989	7	8	2.365	0.152	84.82
7	31	R	2 Zane MALONEY	BAR	Carlin	1:24.002	8	9	2.378	0.013	84.81
8	21	R	3 Joe TURNEY	GBR	Carlin	1:24.268	6	7	2.644	0.266	84.54
9	55		6 Carter WILLIAMS	USA	JHR	1:25.331	9	9	3.707	1.063	83.49
10	50		7 Bart HORSTEN	AUS	Arden Motorsport	1:25.698	6	8	4.074	0.367	83.13
11	7	R	4 Roberto FARIA	BRA	Fortec Motorsport	1:25.714	9	9	4.090	0.016	83.12
12	18		8 Reema JUFFALI	KSA	Double R	1:27.826	4	7	6.202	2.112	81.12
13	10		9 Mariano MARTINEZ	MEX	Fortec Motorsport	1:29.108	5	6	7.484	1.282	79.95

Weather / Track : Drizzle / Dry

These results are provisional until the conclusion of any judicial and technical matters.

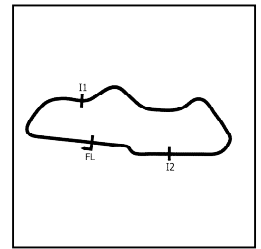
Donington Park National
 Circuit Length = 1.9790 miles
 Start: 12:02 Flag 00:00 End: 12:33

Clerk Of Course :

Timekeeper :

2019 F4 British Championship

QUALIFYING - ROUND 4 - SECTOR ANALYSIS



SECTOR 1 = FL to I1, SECTOR 2 = I1 to I2, SECTOR 3 = I2 to FL, DIFF = Difference To Personal Best Lap, P = Crossed Finish Line in Pit Lane, D = Time Disallowed

P1 26		Louis FOSTER					Double R				
IDEAL LAP TIME : 1:21.020		BEST LAP TIME : 1:21.358					DIFFERENCE : 0.338				
LAP	SECTOR 1		SECTOR 2		SECTOR 3		LAP TIME	MPH	DIFF	TIME OF DAY	
1 -	24.421	102.6	46.125	111.4	14.820	98.8	1:25.366	83.45	4.008	12:05:15.049	
2 -	OUTLAP	99.5	49.017	109.4	15.124	95.4	10:36.763	11.18	9:15.405	12:15:51.812	
3 -	23.848	105.1	45.465	110.3	14.425	98.5	1:23.738	85.08	2.380	12:17:15.550	
4 -	23.726	109.2	46.554	93.9	14.953	99.4	1:25.233	83.59	3.875	12:18:40.783	
5 -	23.657	112.4	45.188	110.3	14.659	99.4	1:23.504	85.32	2.146	12:20:04.287	
6 -	OUTLAP	108.2	45.462	111.8	15.052	98.6	7:31.059	15.79	6:09.701	12:27:35.346	
7 -	23.413	119.1	45.158	111.6	14.316	99.7	1:22.887	85.95	1.529	12:28:58.233	
8 -	23.155	118.7	44.095	112.4	14.108	100.4	1:21.358 (1)	87.57		12:30:19.591	
9 -	23.450	119.4	44.129	112.2	14.665	97.2	1:22.244 (3)	86.62	0.886	12:31:41.835	
10 -	23.348	119.1	43.757	111.6	14.519	96.5	1:21.624 (2)	87.28	0.266	12:33:03.459	

P2 94		Sebastian ALVAREZ					Double R				
IDEAL LAP TIME : 1:21.595		BEST LAP TIME : 1:21.789					DIFFERENCE : 0.194				
LAP	SECTOR 1		SECTOR 2		SECTOR 3		LAP TIME	MPH	DIFF	TIME OF DAY	
1 -	24.980	103.8	46.579	110.7	15.231	97.6	1:26.790	82.09	5.001	12:05:21.062	
2 -	OUTLAP	100.9	49.980	94.7	15.356	94.6	10:31.650	11.27	9:09.861	12:15:52.712	
3 -	23.807	108.5	45.422	111.2	15.081	97.8	1:24.310	84.50	2.521	12:17:17.022	
4 -	23.618	110.3	45.082	110.7	14.606	98.6	1:23.306	85.52	1.517	12:18:40.328	
5 -	25.771	110.5	47.081	110.5	14.562	99.1	1:27.414	81.50	5.625	12:20:07.742	
6 -	OUTLAP	108.9	45.375	109.4	14.601	98.6	7:26.661	15.95	6:04.872	12:27:34.403	
7 -	23.391	119.4	45.072	112.0	14.477	99.2	1:22.940 (3)	85.90	1.151	12:28:57.343	
8 -	23.187	117.9	44.190	112.5	14.541	99.1	1:21.918 (2)	86.97	0.129	12:30:19.261	
9 -	24.661	112.7	44.340	112.5	14.519	99.1	1:23.520	85.30	1.731	12:31:42.781	
10 -	23.327	119.6	43.960	112.4	14.502	97.8	1:21.789 (1)	87.11		12:33:04.570	

P3 53		Tommy FOSTER					Arden Motorsport				
IDEAL LAP TIME : 1:21.990		BEST LAP TIME : 1:22.576					DIFFERENCE : 0.586				
LAP	SECTOR 1		SECTOR 2		SECTOR 3		LAP TIME	MPH	DIFF	TIME OF DAY	
1 -	24.876	101.5	49.264	107.2	15.358	98.1	1:29.498	79.60	6.922	12:05:27.102	
2 -	OUTLAP	101.6	48.889	98.8	15.454	97.1	10:26.078	11.37	9:03.502	12:15:53.180	
3 -	23.939	112.7	46.134	110.0	14.910	98.2	1:24.983	83.83	2.407	12:17:18.163	
4 -	23.618	112.5	45.782	109.4	14.843	98.8	1:24.243 (3)	84.57	1.667	12:18:42.406	
5 -	24.041	110.3	46.880	99.2	15.016	99.1	1:25.937	82.90	3.361	12:20:08.343	
6 -	OUTLAP	105.8	46.426	110.0	15.377	98.8	7:31.823	15.76	6:09.247	12:27:40.166	
7 -	24.311	108.9	45.432	110.7	14.752	98.8	1:24.495	84.32	1.919	12:29:04.661	
8 -	23.373	117.9	44.880	111.1	14.708	97.9	1:22.961 (2)	85.87	0.385	12:30:27.622	
9 -	23.264	119.4	44.762	111.4	14.550	98.1	1:22.576 (1)	86.27		12:31:50.198	

P4 11		Luke BROWNING					Richardson Racing				
IDEAL LAP TIME : 1:21.867		BEST LAP TIME : 1:22.671					DIFFERENCE : 0.804				
LAP	SECTOR 1		SECTOR 2		SECTOR 3		LAP TIME	MPH	DIFF	TIME OF DAY	
1 -	26.361	104.3	47.480	111.2	15.299	96.1	1:29.140	79.92	6.469	12:05:34.700	
2 -	OUTLAP	97.8	50.005	93.0	15.841	96.4	10:21.354	11.46	8:58.683	12:15:56.054	
3 -	24.083	105.1	47.135	92.0	16.305	98.1	1:27.523	81.40	4.852	12:17:23.577	
4 -	23.854	109.6	45.939	109.2	14.636	99.1	1:24.429	84.38	1.758	12:18:48.006	
5 -	23.436	108.7	45.651	110.5	14.786	97.8	1:23.873	84.94	1.202	12:20:11.879	
6 -	OUTLAP	103.4	48.239	98.6	15.021	97.3	7:32.601	15.74	6:09.930	12:27:44.480	
7 -	23.482	112.5	44.867	111.8	14.545	98.5	1:22.894 (2)	85.94	0.223	12:29:07.374	
8 -	23.265	113.5	44.902	112.7	14.504	98.9	1:22.671 (1)	86.18		12:30:30.045	
9 -	23.194	109.1	45.520	112.0	14.527	98.3	1:23.241 (3)	85.59	0.570	12:31:53.286	

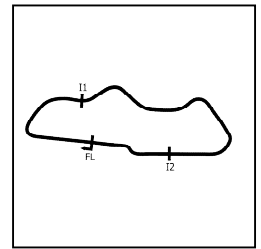
P5 27 R		Alex CONNOR					Arden Motorsport				
IDEAL LAP TIME : 1:22.446		BEST LAP TIME : 1:22.784					DIFFERENCE : 0.338				
LAP	SECTOR 1		SECTOR 2		SECTOR 3		LAP TIME	MPH	DIFF	TIME OF DAY	
1 -	25.101	103.4	50.283	107.2	15.736	94.5	1:31.120	78.18	8.336	12:05:43.429	
2 -	OUTLAP	101.2	48.912	107.7	15.649	96.1	10:10.817	11.66	8:48.033	12:15:54.246	

Weather / Track : Drizzle / Dry

Donington Park National
Circuit Length = 1.9790 miles
Start: 12:02 Flag 00:00 End: 12:33

2019 F4 British Championship

QUALIFYING - ROUND 4 - SECTOR ANALYSIS



SECTOR 1 = FL to I1, SECTOR 2 = I1 to I2, SECTOR 3 = I2 to FL, DIFF = Difference To Personal Best Lap, P = Crossed Finish Line in Pit Lane, D = Time Disallowed

3 -	24.185	108.0	47.347	107.5	15.089	97.5	1:26.621	82.25	3.837	12:17:20.867
4 -	24.196	105.5	46.954	108.5	14.768	98.3	1:25.918	82.92	3.134	12:18:46.785
5 -	23.872	110.0	46.642	109.2	14.959	98.6	1:25.473	83.35	2.689	12:20:12.258
6 -	OUTLAP	104.3	46.288	109.6	14.909	97.8	7:24.443	16.03	6:01.659	12:27:36.701
7 -	23.602	110.3	46.219	110.7	14.553	98.6	1:24.374 (3)	84.44	1.590	12:29:01.075
8 -	23.571	108.5	45.409	111.6	14.857	97.3	1:23.837 (2)	84.98	1.053	12:30:24.912
9 -	23.314	112.7	44.895	112.4	14.575	97.9	1:22.784 (1)	86.06		12:31:47.696

P6	31 R	Zane MALONEY	Carlin							
IDEAL LAP TIME : 1:22.700		BEST LAP TIME : 1:23.197		DIFFERENCE : 0.497						

LAP	SECTOR 1	SECTOR 2	SECTOR 3	LAP TIME	MPH	DIFF	TIME OF DAY			
1 -	24.961	99.1	48.849	110.1	15.432	97.1	1:29.242	79.83	6.045	12:05:26.496
2 -	OUTLAP	99.2	48.318	109.2	15.231	97.1	10:34.589	11.22	9:11.392	12:16:01.085
3 -	24.309	110.1	46.908	110.0	15.288	97.6	1:26.505	82.36	3.308	12:17:27.590
4 -	24.047	113.3	46.270	109.2	15.284	98.1	1:25.601	83.23	2.404	12:18:53.191
5 -	24.044	107.5	46.139	109.4	15.076	98.9	1:25.259	83.56	2.062	12:20:18.450
6 -	OUTLAP	96.1	46.951	109.4	15.332	97.8	7:30.621	15.81	6:07.424	12:27:49.071
7 -	23.855	113.5	45.560	111.6	14.777	99.8	1:24.192 (3)	84.62	0.995	12:29:13.263
8 -	23.548	115.9	45.624	111.4	14.830	99.1	1:24.002 (2)	84.81	0.805	12:30:37.265
9 -	23.630	114.7	44.930	111.8	14.637	99.1	1:23.197 (1)	85.63		12:32:00.462

P7	43	Josh SKELTON	JHR							
IDEAL LAP TIME : 1:23.024		BEST LAP TIME : 1:23.230		DIFFERENCE : 0.206						

LAP	SECTOR 1	SECTOR 2	SECTOR 3	LAP TIME	MPH	DIFF	TIME OF DAY		
1 -	OUTLAP	50.672	94.5	15.759	96.9	12:05.663	9.81	10:42.433	12:16:01.944
2 -	24.384	47.286	110.3	15.438	98.3	1:27.108	81.79	3.878	12:17:29.052
3 -	24.610	47.260	109.4	15.718	97.3	1:27.588	81.34	4.358	12:18:56.640
4 -	24.286	47.308	108.7	14.936	98.3	1:26.530	82.33	3.300	12:20:23.170
5 -	OUTLAP	48.658	109.2	15.066	97.8	7:22.962	16.08	5:59.732	12:27:46.132
6 -	23.910	45.762	110.1	14.705	98.5	1:24.377 (3)	84.43	1.147	12:29:10.509
7 -	23.521	45.829	110.5	14.639	98.2	1:23.989 (2)	84.82	0.759	12:30:34.498
8 -	23.534	45.189	110.9	14.507	98.1	1:23.230 (1)	85.60		12:31:57.728

P8	50	Bart HORSTEN	Arden Motorsport							
IDEAL LAP TIME : 1:23.250		BEST LAP TIME : 1:23.602		DIFFERENCE : 0.352						

LAP	SECTOR 1	SECTOR 2	SECTOR 3	LAP TIME	MPH	DIFF	TIME OF DAY			
1 -	OUTLAP	101.5	49.723	102.9	17.550	94.5	11:54.498	9.97	10:30.896	12:16:09.533
2 -	24.961	104.2	47.433	108.7	15.449	94.5	1:27.843	81.10	4.241	12:17:37.376
3 -	24.966	104.6	47.572	108.0	15.185	96.1	1:27.723	81.21	4.121	12:19:05.099
4 -	24.083	106.0	46.991	108.5	14.850	96.2	1:25.924 (3)	82.91	2.322	12:20:31.023
5 -	OUTLAP	104.2	46.574	108.9	15.321	96.2	7:09.011	16.60	5:45.409	12:27:40.034
6 -	24.693	100.9	46.405	110.3	14.600	98.1	1:25.698 (2)	83.13	2.096	12:29:05.732
7 -	23.444	111.8	45.536	110.5	14.622	96.9	1:23.602 (1)	85.22		12:30:29.334
8 -	23.411	109.1	48.322	107.0	14.873	96.4	1:26.606	82.26	3.004	12:31:55.940

P9	21 R	Joe TURNEY	Carlin							
IDEAL LAP TIME : 1:22.171		BEST LAP TIME : 1:23.865		DIFFERENCE : 1.694						

LAP	SECTOR 1	SECTOR 2	SECTOR 3	LAP TIME	MPH	DIFF	TIME OF DAY			
1 -	OUTLAP	85.4	50.625	84.3	15.805	96.4	11:44.864	10.10	10:20.999	12:16:14.736
2 -	24.391	102.4	52.421	91.9	15.684	95.4	1:32.496	77.02	8.631	12:17:47.232
3 -	24.236	109.2	46.611	109.8	15.292	97.9	1:26.139	82.71	2.274	12:19:13.371
4 -	OUTLAP	86.0	47.498	110.0	15.479	97.2	8:38.612	13.73	7:14.747	12:27:51.983
5 -	23.825	113.5	45.848	112.0	15.064	98.9	1:24.737 (3)	84.07	0.872	12:29:16.720
6 -	23.537	110.7	45.974	113.5	14.757	99.5	1:24.268 (2)	84.54	0.403	12:30:40.988
7 -	23.387	110.7	45.563	111.4	14.915	98.1	1:23.865 (1)	84.95		12:32:04.853

P10	55	Carter WILLIAMS	JHR							
IDEAL LAP TIME : 1:23.390		BEST LAP TIME : 1:24.400		DIFFERENCE : 1.010						

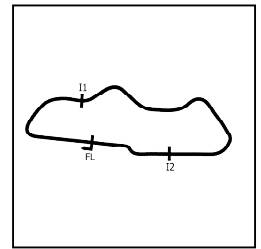
LAP	SECTOR 1	SECTOR 2	SECTOR 3	LAP TIME	MPH	DIFF	TIME OF DAY
-----	----------	----------	----------	----------	-----	------	-------------

Weather / Track : Drizzle / Dry

Donington Park National
Circuit Length = 1.9790 miles
Start: 12:02 Flag 00:00 End: 12:33

2019 F4 British Championship

QUALIFYING - ROUND 4 - SECTOR ANALYSIS



SECTOR 1 = FL to I1, SECTOR 2 = I1 to I2, SECTOR 3 = I2 to FL, DIFF = Difference To Personal Best Lap, P = Crossed Finish Line in Pit Lane, D = Time Disallowed

1 -	25.482		49.651	106.5	16.170	95.1	1:31.303	78.03	6.903	12:05:39.251
2 -	OUTLAP	88.1	48.988	105.6	15.503	95.7	10:19.040	11.50	8:54.640	12:15:58.291
3 -	24.899		48.910	107.0	16.054	97.1	1:29.863	79.28	5.463	12:17:28.154
4 -	24.512		47.318	109.1	15.290	97.5	1:27.120	81.77	2.720	12:18:55.274
5 -	24.333		46.968	109.2	15.108	97.5	1:26.409	82.45	2.009	12:20:21.683
6 -	OUTLAP	88.1	48.741	109.2	15.275	97.5	7:28.660	15.87	6:04.260	12:27:50.343
7 -	24.042		46.684	110.9	14.842	97.5	1:25.568 (3)	83.26	1.168	12:29:15.911
8 -	23.803		46.013	110.9	14.584	98.2	1:24.400 (1)	84.41		12:30:40.311
9 -	23.598	108.5	46.606	110.9	15.127	97.9	1:25.331 (2)	83.49	0.931	12:32:05.642

P11 7 R Roberto FARIA Fortec Motorsport

IDEAL LAP TIME : 1:24.374 BEST LAP TIME : 1:25.075 DIFFERENCE : 0.701

LAP	SECTOR 1	SECTOR 2	SECTOR 3	LAP TIME	MPH	DIFF	TIME OF DAY			
1 -	25.054	97.1	49.195	107.0	15.557	95.3	1:29.806	79.33	4.731	12:05:43.933
2 -	OUTLAP	93.8	50.162	109.1	15.698	96.2	10:18.523	11.51	8:53.448	12:16:02.456
3 -	24.972	106.8	47.394	109.8	15.268	97.1	1:27.634	81.29	2.559	12:17:30.090
4 -	24.546	111.1	47.468	109.2	15.297	97.3	1:27.311 (3)	81.60	2.236	12:18:57.401
5 -	24.501	108.5	47.687	108.9	15.353	96.4	1:27.541	81.38	2.466	12:20:24.942
6 -	OUTLAP	97.9	47.650	107.3	15.092	96.2	7:22.330	16.10	5:57.255	12:27:47.272
7 -	24.120	110.0	46.138	110.3	14.817	97.2	1:25.075 (1)	83.74		12:29:12.347
8 -	24.043	114.1	50.107	96.1	15.395	97.5	1:29.545	79.56	4.470	12:30:41.892
9 -	24.028	115.7	46.738	109.4	14.948	96.4	1:25.714 (2)	83.12	0.639	12:32:07.606

P12 18 Reema JUFFALI Double R

IDEAL LAP TIME : 1:25.405 BEST LAP TIME : 1:25.596 DIFFERENCE : 0.191

LAP	SECTOR 1	SECTOR 2	SECTOR 3	LAP TIME	MPH	DIFF	TIME OF DAY			
1 -	25.737	98.9	50.029	105.6	15.907	95.1	1:31.673	77.71	6.077	12:05:30.582
2 -	OUTLAP	75.4	50.815	92.6	16.066	94.7	10:26.993	11.36	9:01.397	12:15:57.575
3 -	24.812	101.9	50.051	101.2	16.273	96.0	1:31.136 (3)	78.17	5.540	12:17:28.711
4 -	24.578	100.0	47.466	109.8	15.782	95.5	1:27.826 (2)	81.12	2.230	12:18:56.537
5 -	OUTLAP	93.8	50.478	107.2	15.510	95.8	10:05.741	11.76	8:40.145	12:29:02.278
6 -	23.956	105.3	1:08.842	103.4	16.045	96.9	1:48.843	65.45	23.247	12:30:51.121
7 -	23.991	106.8	46.186	110.3	15.419	95.4	1:25.596 (1)	83.23		12:32:16.717

P13 10 Mariano MARTINEZ Fortec Motorsport

IDEAL LAP TIME : 1:27.017 BEST LAP TIME : 1:27.544 DIFFERENCE : 0.527

LAP	SECTOR 1	SECTOR 2	SECTOR 3	LAP TIME	MPH	DIFF	TIME OF DAY			
1 -	OUTLAP	75.4	53.022	103.0	17.031	93.0	13:55.030	8.53	12:27.486	12:18:05.140
2 -	26.694	88.0	50.743	108.0	16.225	94.2	1:33.662	76.06	6.118	12:19:38.802
3 -	OUTLAP	75.6	50.827	110.0	16.093	94.9	8:17.115	14.33	6:49.571	12:27:55.917
4 -	25.957	87.7	48.747	109.6	16.234	94.9	1:30.938 (3)	78.34	3.394	12:29:26.855
5 -	25.402	93.0	48.058	111.4	15.648	96.6	1:29.108 (2)	79.95	1.564	12:30:55.963
6 -	24.390	99.4	47.624	111.2	15.530	96.4	1:27.544 (1)	81.38		12:32:23.507

Weather / Track : Drizzle / Dry

Donington Park National
Circuit Length = 1.9790 miles
Start: 12:02 Flag 00:00 End: 12:33

2019 F4 British Championship

QUALIFYING - ROUND 4 - BEST SPEEDS

POS	INTERMEDIATE 1			INTERMEDIATE 2			FINISH LINE		
	NO	NAME	MPH	NO	NAME	MPH	NO	NAME	MPH
1	94	ALVAREZ	119.6	21	TURNEY	113.5	26	FOSTER	100.4
2	53	FOSTER	119.6	11	BROWNING	112.7	31	MALONEY	99.8
3	26	FOSTER	119.4	31	MALONEY	112.7	21	TURNEY	99.5
4	31	MALONEY	118.1	94	ALVAREZ	112.5	94	ALVAREZ	99.2
5	11	BROWNING	117.9	26	FOSTER	112.4	53	FOSTER	99.1
6	7	FARIA	115.7	27	CONNOR	112.4	11	BROWNING	99.1
7	50	HORSTEN	115.1	43	SKELTON	111.6	27	CONNOR	98.6
8	21	TURNEY	115.1	53	FOSTER	111.4	43	SKELTON	98.5
9	27	CONNOR	112.7	10	MARTINEZ	111.4	55	WILLIAMS	98.2
10	18	JUFFALI	111.1	55	WILLIAMS	111.2	50	HORSTEN	98.1
11	55	WILLIAMS	108.5	50	HORSTEN	110.5	7	FARIA	97.5
12	10	MARTINEZ	103.7	7	FARIA	110.3	18	JUFFALI	96.9
13				18	JUFFALI	110.3	10	MARTINEZ	96.6

Weather / Track : Drizzle / Dry

Results can be found at www.tsl-timing.com

Donington Park National
Circuit Length = 1.9790 miles
Start: 12:02 Flag 00:00 End: 12:33

Printed - 12:39 Saturday, 27 April 2019

2019 F4 British Championship

QUALIFYING - ROUND 4 - BEST SECTORS

SECTOR 1			SECTOR 2			SECTOR 3			IDEAL / BEST COMPARISON						
POS	NO	NAME	TIME	NO	NAME	TIME	NO	NAME	TIME	POS	NO	NAME	IDEAL	BEST	DIFF
													PERFECT LAP	1:21.020	
1	26	FOSTER	23.155	26	FOSTER	43.757	26	FOSTER	14.108	1	26	FOSTER	1:21.020	1:21.358	0.338
2	94	ALVAREZ	23.158	94	ALVAREZ	43.960	11	BROWNING	14.272	2	94	ALVAREZ	1:21.595	1:21.789	0.194
3	11	BROWNING	23.194	53	FOSTER	44.238	50	HORSTEN	14.384	3	11	BROWNING	1:21.867	1:22.671	0.804
4	53	FOSTER	23.202	21	TURNEY	44.366	21	TURNEY	14.438	4	53	FOSTER	1:21.990	1:22.576	0.586
5	27	CONNOR	23.312	11	BROWNING	44.401	94	ALVAREZ	14.477	5	21	TURNEY	1:22.171	1:23.865	1.694
6	50	HORSTEN	23.330	27	CONNOR	44.624	43	SKELTON	14.489	6	27	CONNOR	1:22.446	1:22.784	0.338
7	43	SKELTON	23.346	31	MALONEY	44.668	27	CONNOR	14.510	7	31	MALONEY	1:22.700	1:23.197	0.497
8	21	TURNEY	23.367	43	SKELTON	45.189	53	FOSTER	14.550	8	43	SKELTON	1:23.024	1:23.230	0.206
9	31	MALONEY	23.425	55	WILLIAMS	45.208	55	WILLIAMS	14.584	9	50	HORSTEN	1:23.250	1:23.602	0.352
10	55	WILLIAMS	23.598	7	FARIA	45.529	31	MALONEY	14.607	10	55	WILLIAMS	1:23.390	1:24.400	1.010
11	18	JUFFALI	23.800	50	HORSTEN	45.536	7	FARIA	14.817	11	7	FARIA	1:24.374	1:25.075	0.701
12	7	FARIA	24.028	18	JUFFALI	46.186	18	JUFFALI	15.419	12	18	JUFFALI	1:25.405	1:25.596	0.191
13	10	MARTINEZ	24.390	10	MARTINEZ	47.097	10	MARTINEZ	15.530	13	10	MARTINEZ	1:27.017	1:27.544	0.527

Weather / Track : Drizzle / Dry

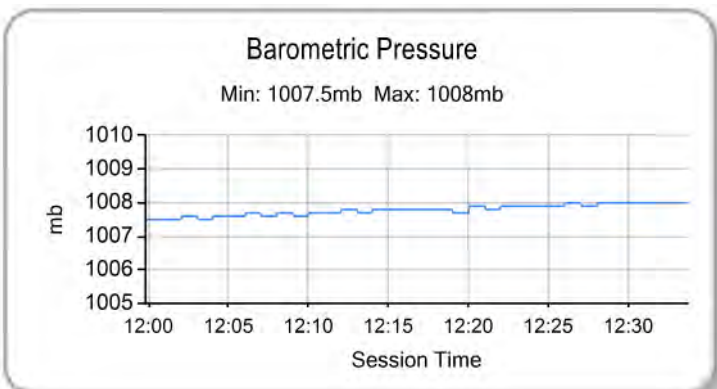
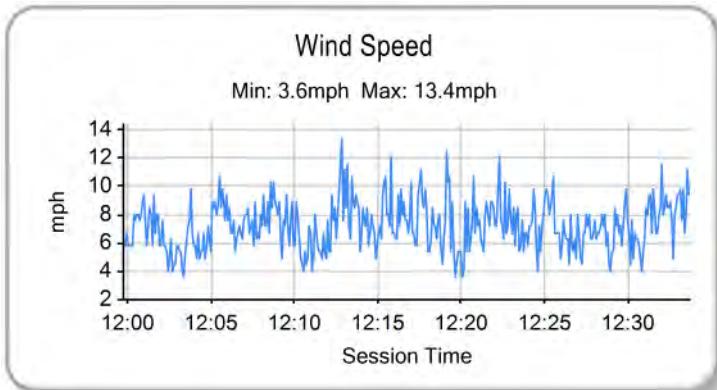
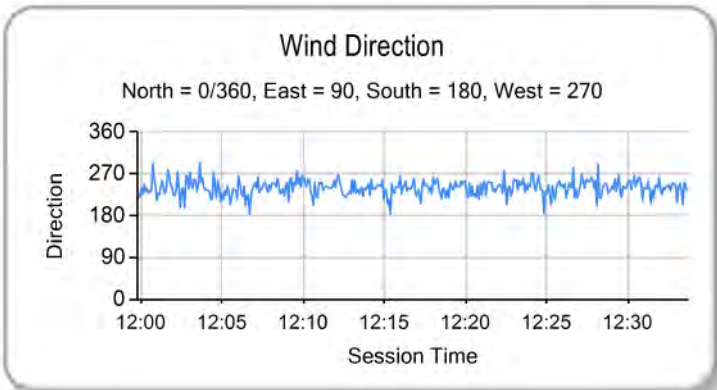
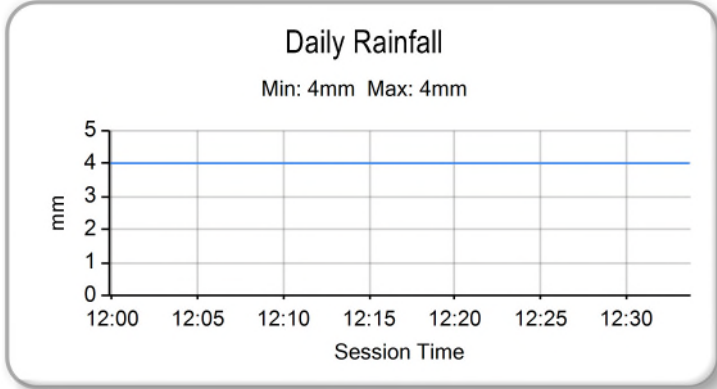
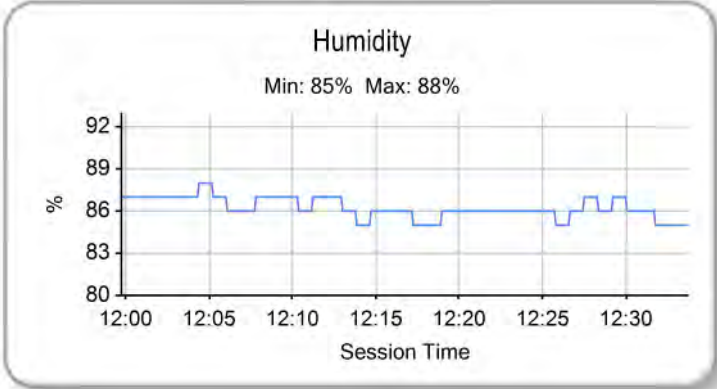
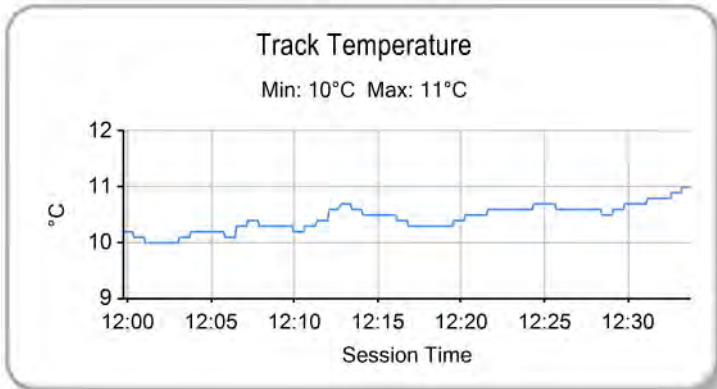
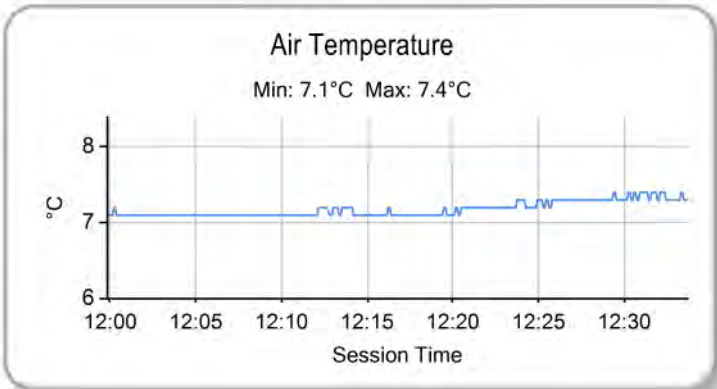
Results can be found at www.tsl-timing.com

Donington Park National
Circuit Length = 1.9790 miles
Start: 12:02 Flag 00:00 End: 12:33

Printed - 12:39 Saturday, 27 April 2019

2019 F4 British Championship

QUALIFYING - ROUND 4 - WEATHER CONDITIONS



Weather / Track : Drizzle / Dry

Results can be found at www.tsl-timing.com

Donington Park National
 Circuit Length = 1.9790 miles
 Start: 12:02 Flag 00:00 End: 12:33

Printed - 12:40 Saturday, 27 April 2019

2019 F4 British Championship

QUALIFYING - ROUND 4 - STATISTICS

Competitors Started 13
Planned Start 2019-04-27 @ 12:05:00.000
Actual Start 2019-04-27 @ 12:02:04.377
Finish Time
Track Length 1.9790mi.
Total Laps 110
Total Distance Covered 217.6973mi.

Session Fastest Lap History

NO	CL	NAME	LAP TIME	TIME OF DAY	LAP	VEHICLE
26		Louis FOSTER	1:25.366	12:05:15.080	1	Double R
26		Louis FOSTER	1:23.738	12:17:15.581	3	Double R
94		Sebastian ALVAREZ	1:23.306	12:18:40.356	4	Double R
94		Sebastian ALVAREZ	1:22.940	12:28:57.371	7	Double R
26		Louis FOSTER	1:22.887	12:28:58.263	7	Double R
94		Sebastian ALVAREZ	1:21.918	12:30:19.290	8	Double R
26		Louis FOSTER	1:21.358	12:30:19.620	8	Double R

Flag History

TYPE	TIME OF DAY
GREEN	12:02:04.377
RED	12:05:44.505
GREEN	12:14:10.776
RED	12:20:40.371
GREEN	12:25:56.263
RED	12:33:10.141

Flag Statistics

TYPE	COUNT	TOTAL LAPS	TOTAL TIME
Green	3	10	17:23.600
Red	3	0	14:14.368
Safety Car	0	0	0.000
FCY	0	0	0.000

Weather / Track : Drizzle / Dry

These results are provisional until the conclusion of any judicial and technical matters.

Donington Park National
Circuit Length = 1.9790 miles
Start: 12:02 Flag 00:00 End: 12:33

Clerk Of Course :	Timekeeper :
-------------------	--------------

2019 F4 British Championship

QUALIFYING - ROUND 4 - STATISTICS

CLASS :

9 Starters

Fastest Lap History

NO	NAME	LAP TIME	TIME OF DAY	LAP	VEHICLE
26	Louis FOSTER	1:25.366	12:05:15.080	1	Double R
26	Louis FOSTER	1:23.738	12:17:15.581	3	Double R
94	Sebastian ALVAREZ	1:23.306	12:18:40.356	4	Double R
94	Sebastian ALVAREZ	1:22.940	12:28:57.371	7	Double R
26	Louis FOSTER	1:22.887	12:28:58.263	7	Double R
94	Sebastian ALVAREZ	1:21.918	12:30:19.290	8	Double R
26	Louis FOSTER	1:21.358	12:30:19.620	8	Double R

Weather / Track : Drizzle / Dry

These results are provisional until the conclusion of any judicial and technical matters.

Donington Park National
Circuit Length = 1.9790 miles
Start: 12:02 Flag 00:00 End: 12:33

Clerk Of Course :

Timekeeper :

2019 F4 British Championship

QUALIFYING - ROUND 4 - STATISTICS

CLASS : R

4 Starters

Fastest Lap History

NO	NAME	LAP TIME	TIME OF DAY	LAP	VEHICLE
31	Zane MALONEY	1:29.242	12:05:26.572	1	Carlin
27	Alex CONNOR	1:26.621	12:17:20.904	3	Arden Motorsport
31	Zane MALONEY	1:26.505	12:17:27.668	3	Carlin
27	Alex CONNOR	1:25.918	12:18:46.821	4	Arden Motorsport
31	Zane MALONEY	1:25.601	12:18:53.267	4	Carlin
27	Alex CONNOR	1:25.473	12:20:12.296	5	Arden Motorsport
31	Zane MALONEY	1:25.259	12:20:18.526	5	Carlin
27	Alex CONNOR	1:24.374	12:29:01.110	7	Arden Motorsport
31	Zane MALONEY	1:24.192	12:29:13.336	7	Carlin
27	Alex CONNOR	1:23.837	12:30:24.948	8	Arden Motorsport
27	Alex CONNOR	1:22.784	12:31:47.732	9	Arden Motorsport

Weather / Track : Drizzle / Dry

These results are provisional until the conclusion of any judicial and technical matters.

Donington Park National
Circuit Length = 1.9790 miles
Start: 12:02 Flag 00:00 End: 12:33

Clerk Of Course :

Timekeeper :

2019 F4 British Championship

ROUND 4 - GRID (20 minutes)

ROW 7	13	1:27.544	10 Mariano MARTINEZ	12	1:25.596	18 Reema JUFFALI
ROW 6	11	1:25.075	7 Roberto FARIA	10	1:24.400	55 Carter WILLIAMS
ROW 5	9	1:23.865	21 Joe TURNEY	8	1:23.602	50 Bart HORSTEN
ROW 4	7	1:23.230	43 Josh SKELTON	6	1:23.197	31 Zane MALONEY
ROW 3	5	1:22.784	27 Alex CONNOR	4	1:22.671	11 Luke BROWNING
ROW 2	3	1:22.576	53 Tommy FOSTER	2	1:21.789	94 Sebastian ALVAREZ
ROW 1	1	1:21.358	26 Louis FOSTER			
Pole						

Donington Park National
Circuit Length = 1.9790 miles

These results are provisional until the conclusion of any judicial and technical matters.

Clerk Of Course :	Timekeeper :
-------------------	--------------

Results can be found at www.tsl-timing.com

Printed - 12:35 Saturday, 27 April 2019

2019 F4 British Championship

ROUND 6 - GRID (20 minutes)

ROW 7	13	1:29.108	10 Mariano MARTINEZ	12	1:27.826	18 Reema JUFFALI
ROW 6	11	1:25.714	7 Roberto FARIA	10	1:25.698	50 Bart HORSTEN
ROW 5	9	1:25.331	55 Carter WILLIAMS	8	1:24.268	21 Joe TURNEY
ROW 4	7	1:24.002	31 Zane MALONEY	6	1:23.989	43 Josh SKELTON
ROW 3	5	1:23.837	27 Alex CONNOR	4	1:22.961	53 Tommy FOSTER
ROW 2	3	1:22.894	11 Luke BROWNING	2	1:21.918	94 Sebastian ALVAREZ
ROW 1	1	1:21.624	26 Louis FOSTER			
Pole						

Donington Park National
Circuit Length = 1.9790 miles

These results are provisional until the conclusion of any judicial and technical matters.

Clerk Of Course :	Timekeeper :
-------------------	--------------

Results can be found at www.tsl-timing.com

Printed - 12:36 Saturday, 27 April 2019

2019 F4 British Championship

ROUND 4 - CLASSIFICATION

POS	NO	CL	PIC NAME	NAT	ENTRY	LAPS	TIME	GAP	DIFF	MPH	BEST	ON
1	26		1 Louis FOSTER	GBR	Double R	18	21:02.888			101.43	1:08.522	10
2	43		2 Josh SKELTON	GBR	JHR	18	21:03.834	0.946	0.946	101.36	1:09.037	8
3	50		3 Bart HORSTEN	AUS	Arden Motorsport	18	21:17.753	14.865	13.919	100.25	1:09.027	16
4	21	R	1 Joe TURNEY	GBR	Carlin	18	21:19.744	16.856	1.991	100.10	1:08.798	17
5	27	R	2 Alex CONNOR	GBR	Arden Motorsport	18	21:22.893	20.005	3.149	99.85	1:09.498	12
6	7	R	3 Roberto FARIA	BRA	Fortec Motorsport	18	21:28.780	25.892	5.887	99.40	1:09.765	8
7	55		4 Carter WILLIAMS	USA	JHR	18	21:31.297	28.409	2.517	99.20	1:09.647	18
8	31	R	4 Zane MALONEY	BAR	Carlin	18	21:37.391	34.503	6.094	98.74	1:09.256	9
9	94		5 Sebastian ALVAREZ	MEX	Double R	18	21:38.120	35.232	0.729	98.68	1:10.406	16
10	53		6 Tommy FOSTER	GBR	Arden Motorsport	18	21:38.272	35.384	0.152	98.67	1:08.473	16
11	10		7 Mariano MARTINEZ	MEX	Fortec Motorsport	18	21:38.787	35.899	0.515	98.63	1:10.136	16
12	18		8 Reema JUFFALI	KSA	Double R	18	22:04.452	1:01.564	25.665	96.72	1:11.111	18

NOT CLASSIFIED

NC	11		Luke BROWNING	GBR	Richardson Racing	1	22:16.916	17 Laps	17 Laps	5.22		
----	----	--	---------------	-----	-------------------	---	-----------	---------	---------	------	--	--

FASTEST LAP

53			Tommy FOSTER	GBR	Arden Motorsport	16	1:08.473			104.05 mph	167.45 kph	
21	R		Joe TURNEY	GBR	Carlin	17	1:08.798			103.55 mph	166.66 kph	

Weather / Track : Cloudy / Dry

These results are provisional until the conclusion of any judicial and technical matters.

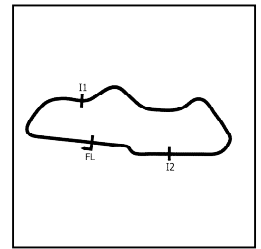
Donington Park National
 Circuit Length = 1.9790 miles
 Start: 17:51 Flag 18:12 End: 18:13

Clerk Of Course :

Timekeeper :

2019 F4 British Championship

ROUND 4 - SECTOR ANALYSIS



SECTOR 1 = FL to I1, SECTOR 2 = I1 to I2, SECTOR 3 = I2 to FL, DIFF = Difference To Personal Best Lap, P = Crossed Finish Line in Pit Lane, D = Time Disallowed

P1 26		Louis FOSTER					Double R			
IDEAL LAP TIME : 1:08.440		BEST LAP TIME : 1:08.522					DIFFERENCE : 0.082			
LAP	SECTOR 1	SECTOR 2		SECTOR 3		LAP TIME	MPH	DIFF	TIME OF DAY	
1 -		123.1	39.791	116.3	14.092	97.1	1:19.098	90.07	10.576	17:52:39.762
2 -	22.059	124.0	38.480	119.4	12.785	105.5	1:13.324	97.16	4.802	17:53:53.086
3 -	22.204	123.5	37.328	118.1	12.839	103.5	1:12.371	98.44	3.849	17:55:05.457
4 -	20.882	127.3	36.931	118.5	12.564	104.6	1:10.377	101.23	1.855	17:56:15.834
5 -	20.668	127.8	36.374	118.7	12.479	104.5	1:09.521	102.48	0.999	17:57:25.355
6 -	20.631	127.8	36.225	119.4	12.236	105.5	1:09.092	103.11	0.570	17:58:34.447
7 -	20.445	128.3	36.576	119.6	12.313	105.6	1:09.334	102.75	0.812	17:59:43.781
8 -	20.408	128.0	35.973	118.7	12.295	106.0	1:08.676 (2)	103.74	0.154	18:00:52.457
9 -	20.330	127.5	36.195	119.1	12.209	105.6	1:08.734 (3)	103.65	0.212	18:02:01.191
10 -	20.399	128.3	35.901	118.5	12.222	105.3	1:08.522 (1)	103.97		18:03:09.713
11 -	20.459	128.3	36.326	119.4	12.753	105.1	1:09.538	102.45	1.016	18:04:19.251
12 -	20.742	129.3	36.947	118.3	12.294	105.6	1:09.983	101.80	1.461	18:05:29.234
13 -	20.423	127.8	36.148	117.3	12.241	105.3	1:08.812	103.53	0.290	18:06:38.046
14 -	20.445	128.3	36.432	116.1	12.329	105.1	1:09.206	102.94	0.684	18:07:47.252
15 -	20.506	127.0	36.034	117.5	12.307	104.8	1:08.847	103.48	0.325	18:08:56.099
16 -	20.413	127.3	36.104	117.9	12.279	105.3	1:08.796	103.56	0.274	18:10:04.895
17 -	20.381	128.3	36.326	117.7	12.518	105.0	1:09.225	102.92	0.703	18:11:14.120
18 -	20.495	127.3	36.372	117.7	12.565	104.2	1:09.432	102.61	0.910	18:12:23.552

P2 43		Josh SKELTON					JHR			
IDEAL LAP TIME : 1:08.849		BEST LAP TIME : 1:09.037					DIFFERENCE : 0.188			
LAP	SECTOR 1	SECTOR 2		SECTOR 3		LAP TIME	MPH	DIFF	TIME OF DAY	
1 -			39.357	118.3	13.238	100.6	1:19.034	90.14	9.997	17:52:39.698
2 -	21.495		38.080	117.1	12.885	103.4	1:12.460	98.32	3.423	17:53:52.158
3 -	21.072		37.323	117.3	12.535	104.6	1:10.930	100.44	1.893	17:55:03.088
4 -	20.768		37.163	117.5	12.485	104.6	1:10.416	101.17	1.379	17:56:13.504
5 -	20.745		36.769	117.5	12.441	104.6	1:09.955	101.84	0.918	17:57:23.459
6 -	20.800		36.416	118.1	12.197	105.3	1:09.413	102.64	0.376	17:58:32.872
7 -	20.541		36.420	118.5	12.210	105.3	1:09.171	103.00	0.134	17:59:42.043
8 -	20.571		36.266	117.5	12.200	105.8	1:09.037 (1)	103.20		18:00:51.080
9 -	20.445		36.375	117.7	12.219	105.3	1:09.039 (2)	103.19	0.002	18:02:00.119
10 -	20.584		36.273	116.7	12.365	104.2	1:09.222	102.92	0.185	18:03:09.341
11 -	20.602		36.391	116.7	12.681	104.2	1:09.674	102.25	0.637	18:04:19.015
12 -	20.868		37.473	119.4	12.214	106.5	1:10.555	100.97	1.518	18:05:29.570
13 -	20.600		36.210	117.9	12.230	105.3	1:09.040	103.19	0.003	18:06:38.610
14 -	20.504		36.356	117.1	12.270	105.6	1:09.130	103.06	0.093	18:07:47.740
15 -	20.513		36.512	117.7	12.321	104.8	1:09.346	102.74	0.309	18:08:57.086
16 -	20.522		36.403	117.9	12.276	105.6	1:09.201	102.95	0.164	18:10:06.287
17 -	20.442		36.340	117.7	12.257	105.3	1:09.039 (2)	103.19	0.002	18:11:15.326
18 -	20.513		36.433	118.5	12.226	105.5	1:09.172	102.99	0.135	18:12:24.498

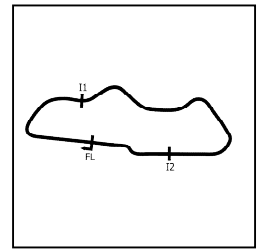
P3 50		Bart HORSTEN					Arden Motorsport			
IDEAL LAP TIME : 1:08.900		BEST LAP TIME : 1:09.027					DIFFERENCE : 0.127			
LAP	SECTOR 1	SECTOR 2		SECTOR 3		LAP TIME	MPH	DIFF	TIME OF DAY	
1 -		125.9	39.516	118.9	13.246	104.6	1:19.575	89.53	10.548	17:52:40.239
2 -	21.393	122.4	40.081	119.6	12.816	105.0	1:14.290	95.90	5.263	17:53:54.529
3 -	24.779	121.7	38.044	119.4	12.846	106.0	1:15.669	94.15	6.642	17:55:10.198
4 -	20.920	126.6	37.753	119.1	12.507	105.0	1:11.180	100.09	2.153	17:56:21.378
5 -	20.886	128.0	37.096	118.9	12.500	105.0	1:10.482	101.08	1.455	17:57:31.860
6 -	20.799	126.6	37.546	118.1	12.433	105.0	1:10.778	100.66	1.751	17:58:42.638
7 -	20.621	126.8	36.946	117.9	12.612	104.0	1:10.179	101.52	1.152	17:59:52.817
8 -	20.673	127.5	37.039	117.3	12.310	105.0	1:10.022	101.74	0.995	18:01:02.839
9 -	20.445	126.6	36.930	116.9	12.212	104.8	1:09.587	102.38	0.560	18:02:12.426
10 -	20.570	127.5	37.336	114.5	12.832	102.2	1:10.738	100.71	1.711	18:03:23.164
11 -	20.669	127.3	36.598	117.3	12.428	104.0	1:09.695	102.22	0.668	18:04:32.859
12 -	20.454	128.5	36.546	117.5	12.258	104.5	1:09.258 (3)	102.87	0.231	18:05:42.117
13 -	20.419	126.6	36.672	116.1	12.429	104.2	1:09.520	102.48	0.493	18:06:51.637
14 -	20.509	125.6	36.997	114.9	12.276	104.8	1:09.782	102.09	0.755	18:08:01.419

Weather / Track : Cloudy / Dry

Donington Park National
Circuit Length = 1.9790 miles
Start: 17:51 Flag 18:12 End: 18:13

2019 F4 British Championship

ROUND 4 - SECTOR ANALYSIS



SECTOR 1 = FL to I1, SECTOR 2 = I1 to I2, SECTOR 3 = I2 to FL, DIFF = Difference To Personal Best Lap, P = Crossed Finish Line in Pit Lane, D = Time Disallowed

15 -	20.534	125.6	36.692	117.1	12.210	104.6	1:09.436	102.60	0.409	18:09:10.855
16 -	20.397	124.9	36.545	117.7	12.085	105.6	1:09.027 (1)	103.21		18:10:19.882
17 -	20.398	127.3	36.701	116.5	12.314	104.6	1:09.413	102.64	0.386	18:11:29.295
18 -	20.385	127.8	36.430	118.1	12.307	104.6	1:09.122 (2)	103.07	0.095	18:12:38.417

P4		21 R		Joe TURNEY			Carlin				
IDEAL LAP TIME : 1:08.577		BEST LAP TIME : 1:08.798			DIFFERENCE : 0.221						
LAP	SECTOR 1		SECTOR 2		SECTOR 3		LAP TIME	MPH	DIFF	TIME OF DAY	
1 -		120.0	40.305	120.2	13.196	104.8	1:20.969	87.99	12.171	17:52:41.633	
2 -	21.317	127.8	39.256	120.6	13.263	102.7	1:13.836	96.49	5.038	17:53:55.469	
3 -	21.679	124.5	37.433	119.4	12.681	105.6	1:11.793	99.23	2.995	17:55:07.262	
4 -	20.776	128.0	36.920	120.4	12.295	106.0	1:09.991	101.79	1.193	17:56:17.253	
5 -	20.411	129.5	36.700	120.9	12.306	106.8	1:09.417	102.63	0.619	17:57:26.670	
6 -	20.917	128.3	37.794	119.6	12.794	105.1	1:11.505	99.63	2.707	17:58:38.175	
7 -	20.496	128.5	37.434	118.1	14.111	95.3	1:12.041	98.89	3.243	17:59:50.216	
8 -	20.956	128.0	36.260	119.8	12.152	106.8	1:09.368	102.70	0.570	18:00:59.584	
9 -	20.525	129.3	37.099	120.6	12.785	106.5	1:10.409	101.18	1.611	18:02:09.993	
10 -	20.668	129.0	40.593	117.1	12.432	105.3	1:13.693	96.68	4.895	18:03:23.686	
11 -	20.601	129.3	36.940	121.1	13.078	102.6	1:10.619	100.88	1.821	18:04:34.305	
12 -	20.582	129.8	36.393	120.9	12.158	107.2	1:09.133	103.05	0.335	18:05:43.438	
13 -	20.817	126.1	37.916	116.9	12.221	105.6	1:10.954	100.41	2.156	18:06:54.392	
14 -	20.426	126.8	36.544	117.1	12.137	106.1	1:09.107 (3)	103.09	0.309	18:08:03.499	
15 -	20.347	127.0	36.993	114.7	12.208	106.3	1:09.548	102.44	0.750	18:09:13.047	
16 -	20.560	125.6	36.388	119.1	12.050	106.5	1:08.998 (2)	103.25	0.200	18:10:22.045	
17 -	20.429	127.8	36.362	118.1	12.007	106.3	1:08.798 (1)	103.55		18:11:30.843	
18 -	20.310	128.5	36.426	119.4	12.829	104.5	1:09.565	102.41	0.767	18:12:40.408	

P5		27 R		Alex CONNOR			Arden Motorsport				
IDEAL LAP TIME : 1:09.411		BEST LAP TIME : 1:09.498			DIFFERENCE : 0.087						
LAP	SECTOR 1		SECTOR 2		SECTOR 3		LAP TIME	MPH	DIFF	TIME OF DAY	
1 -		125.2	39.957	119.6	13.199	104.8	1:20.252	88.77	10.754	17:52:40.916	
2 -	21.575	125.2	39.427	120.2	13.699	104.6	1:14.701	95.37	5.203	17:53:55.617	
3 -	21.781	124.5	39.300	116.7	12.924	104.5	1:14.005	96.27	4.507	17:55:09.622	
4 -	20.830	127.8	37.773	118.7	12.574	104.5	1:11.177	100.09	1.679	17:56:20.799	
5 -	20.822	127.0	37.272	118.1	12.615	104.0	1:10.709	100.76	1.211	17:57:31.508	
6 -	20.846	126.3	38.131	120.2	12.503	105.5	1:11.480	99.67	1.982	17:58:42.988	
7 -	20.529	127.8	36.847	120.2	12.793	104.6	1:10.169	101.53	0.671	17:59:53.157	
8 -	20.583	128.5	37.006	119.6	12.510	105.3	1:10.099	101.63	0.601	18:01:03.256	
9 -	20.507	126.8	36.871	118.9	12.413	105.0	1:09.791	102.08	0.293	18:02:13.047	
10 -	20.563	127.0	36.851	118.7	12.965	103.4	1:10.379	101.23	0.881	18:03:23.426	
11 -	20.679	128.0	36.968	118.7	12.704	104.2	1:10.351	101.27	0.853	18:04:33.777	
12 -	20.476	128.8	36.729	118.7	12.293	105.0	1:09.498 (1)	102.51		18:05:43.275	
13 -	20.849	127.3	38.250	118.1	12.356	105.6	1:11.455	99.70	1.957	18:06:54.730	
14 -	20.603	126.1	36.843	117.9	12.401	104.8	1:09.847	102.00	0.349	18:08:04.577	
15 -	20.737	125.2	36.836	117.7	12.394	104.8	1:09.967	101.82	0.469	18:09:14.544	
16 -	20.628	126.1	36.642	118.9	12.319	104.8	1:09.589 (3)	102.38	0.091	18:10:24.133	
17 -	20.499	127.0	36.947	116.9	12.426	104.8	1:09.872	101.96	0.374	18:11:34.005	
18 -	20.489	127.0	36.724	118.1	12.339	105.0	1:09.552 (2)	102.43	0.054	18:12:43.557	

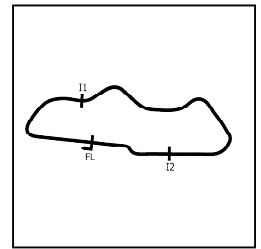
P6		7 R		Roberto FARIA			Fortec Motorsport				
IDEAL LAP TIME : 1:09.654		BEST LAP TIME : 1:09.765			DIFFERENCE : 0.111						
LAP	SECTOR 1		SECTOR 2		SECTOR 3		LAP TIME	MPH	DIFF	TIME OF DAY	
1 -		125.6	39.699	118.9	13.194	104.2	1:20.716	88.26	10.951	17:52:41.380	
2 -	21.636	124.7	39.293	120.9	13.543	104.3	1:14.472	95.66	4.707	17:53:55.852	
3 -	21.999	125.2	38.460	116.3	12.925	103.2	1:13.384	97.08	3.619	17:55:09.236	
4 -	20.909	127.3	39.933	118.1	12.725	103.8	1:13.567	96.84	3.802	17:56:22.803	
5 -	20.841	126.6	38.330	116.1	12.744	103.2	1:11.915	99.07	2.150	17:57:34.718	
6 -	20.989	126.8	37.502	117.9	12.633	103.8	1:11.124	100.17	1.359	17:58:45.842	
7 -	20.713	127.8	36.773	118.1	12.416	104.5	1:09.902 (2)	101.92	0.137	17:59:55.744	
8 -	20.542	127.8	36.723	117.3	12.500	103.2	1:09.765 (1)	102.12		18:01:05.509	
9 -	20.689	126.1	36.855	117.5	12.489	104.0	1:10.033	101.73	0.268	18:02:15.542	
10 -	20.595	126.1	36.792	115.1	12.669	102.4	1:10.056	101.69	0.291	18:03:25.598	

Weather / Track : Cloudy / Dry

Donington Park National
Circuit Length = 1.9790 miles
Start: 17:51 Flag 18:12 End: 18:13

2019 F4 British Championship

ROUND 4 - SECTOR ANALYSIS



SECTOR 1 = FL to I1, SECTOR 2 = I1 to I2, SECTOR 3 = I2 to FL, DIFF = Difference To Personal Best Lap, P = Crossed Finish Line in Pit Lane, D = Time Disallowed

11 -	20.839	123.8	37.385	115.7	12.517	103.4	1:10.741	100.71	0.976	18:04:36.339
12 -	20.794	125.4	36.696	116.5	12.509	103.2	1:09.999	101.78	0.234	18:05:46.338
13 -	20.893	124.7	37.064	115.5	12.576	102.9	1:10.533	101.01	0.768	18:06:56.871
14 -	20.725	125.2	37.161	115.1	12.584	102.9	1:10.470	101.10	0.705	18:08:07.341
15 -	20.711	124.0	36.776	115.9	12.496	103.4	1:09.983 (3)	101.80	0.218	18:09:17.324
16 -	20.664	124.2	37.045	116.7	12.641	103.0	1:10.350	101.27	0.585	18:10:27.674
17 -	20.788	124.2	37.408	114.9	12.756	102.6	1:10.952	100.41	1.187	18:11:38.626
18 -	20.875	126.8	37.297	116.1	12.646	103.2	1:10.818	100.60	1.053	18:12:49.444

P7	55	Carter WILLIAMS				JHR			
IDEAL LAP TIME : 1:09.392		BEST LAP TIME : 1:09.647				DIFFERENCE : 0.255			
LAP	SECTOR 1	SECTOR 2		SECTOR 3		LAP TIME	MPH	DIFF	TIME OF DAY
1 -		39.570	119.1	13.021	105.1	1:19.796	89.28	10.149	17:52:40.460
2 -	21.864	39.085	119.4	12.882	105.3	1:13.831	96.49	4.184	17:53:54.291
3 -	35.769	38.237	116.9	12.657	102.7	1:26.663	82.21	17.016	17:55:20.954
4 -	20.907	37.338	117.9	12.428	104.3	1:10.673	100.81	1.026	17:56:31.627
5 -	20.746	36.990	117.7	12.509	104.5	1:10.245	101.42	0.598	17:57:41.872
6 -	20.710	36.761	118.9	12.317	106.3	1:09.788	102.08	0.141	17:58:51.660
7 -	20.467	36.805	118.5	12.422	105.3	1:09.694 (2)	102.22	0.047	18:00:01.354
8 -	20.584	36.887	118.7	12.419	106.3	1:09.890	101.94	0.243	18:01:11.244
9 -	20.638	37.543	119.8	12.186	106.8	1:10.367	101.24	0.720	18:02:21.611
10 -	20.928	36.825	117.9	12.622	105.8	1:10.375	101.23	0.728	18:03:31.986
11 -	20.849	37.396	120.4	12.419	105.0	1:10.664	100.82	1.017	18:04:42.650
12 -	20.812	36.739	119.8	12.807	103.2	1:10.358	101.26	0.711	18:05:53.008
13 -	20.630	36.890	116.9	12.488	105.0	1:10.008	101.76	0.361	18:07:03.016
14 -	20.575	36.859	117.1	12.441	105.0	1:09.875	101.96	0.228	18:08:12.891
15 -	20.580	36.804	117.1	12.414	105.5	1:09.798	102.07	0.151	18:09:22.689
16 -	20.503	36.791	118.1	12.439	104.8	1:09.733 (3)	102.17	0.086	18:10:32.422
17 -	20.519	37.101	117.1	12.272	105.6	1:09.892	101.93	0.245	18:11:42.314
18 -	20.592	36.792	117.7	12.263	106.1	1:09.647 (1)	102.29		18:12:51.961

P8	31 R	Zane MALONEY				Carlin				
IDEAL LAP TIME : 1:09.166		BEST LAP TIME : 1:09.256				DIFFERENCE : 0.090				
LAP	SECTOR 1	SECTOR 2		SECTOR 3		LAP TIME	MPH	DIFF	TIME OF DAY	
1 -		123.5	39.258	119.6	13.781	99.7	1:19.113	90.05	9.857	17:52:39.777
2 -	21.777	124.0	38.364	119.8	12.842	105.1	1:12.983	97.62	3.727	17:53:52.760
3 -	22.111	122.2	38.105	119.6	12.787	104.8	1:13.003	97.59	3.747	17:55:05.763
4 -	21.217	127.3	37.013	119.8	12.389	105.6	1:10.619	100.88	1.363	17:56:16.382
5 -	20.724	127.8	36.693	119.1	12.362	105.3	1:09.779 (3)	102.10	0.523	17:57:26.161
6 -	21.197	127.3	38.039	117.7	12.336	103.8	1:11.572	99.54	2.316	17:58:37.733
7 -	20.656	126.8	37.758	117.1	26.501	83.3	1:24.915	83.90	15.659	18:00:02.648
8 -	21.679	126.6	37.013	118.7	12.489	105.0	1:11.181	100.09	1.925	18:01:13.829
9 -	20.590	127.8	36.499	119.8	12.167	105.5	1:09.256 (1)	102.87		18:02:23.085
10 -	20.610	127.5	37.920	115.5	12.303	105.3	1:10.833	100.58	1.577	18:03:33.918
11 -	20.530	127.8	36.469	120.4	12.475	106.5	1:09.474 (2)	102.55	0.218	18:04:43.392
12 -	20.883	128.8	37.054	120.9	12.855	103.5	1:10.792	100.64	1.536	18:05:54.184
13 -	21.219	126.3	36.642	121.3	12.823	105.0	1:10.684	100.79	1.428	18:07:04.868
14 -	20.844	126.3	37.314	120.0	12.891	106.3	1:11.049	100.27	1.793	18:08:15.917
15 -	20.743	128.0	37.747	119.6	12.477	106.3	1:10.967	100.39	1.711	18:09:26.884
16 -	20.714	127.0	37.266	120.6	12.187	107.0	1:10.167	101.53	0.911	18:10:37.051
17 -	20.719	126.8	36.962	119.8	12.193	107.3	1:09.874	101.96	0.618	18:11:46.925
18 -	20.848	128.3	38.072	118.1	12.210	106.0	1:11.130	100.16	1.874	18:12:58.055

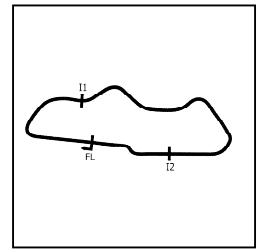
P9	94	Sebastian ALVAREZ				Double R				
IDEAL LAP TIME : 1:09.966		BEST LAP TIME : 1:10.406				DIFFERENCE : 0.440				
LAP	SECTOR 1	SECTOR 2		SECTOR 3		LAP TIME	MPH	DIFF	TIME OF DAY	
1 -		126.6	39.855	119.1	14.010	98.9	1:19.096	90.07	8.690	17:52:39.760
2 -	21.618	126.1	38.067	120.2	13.149	103.8	1:12.834	97.82	2.428	17:53:52.594
3 -	32.155	120.0	38.232	117.9	12.982	103.5	1:23.369	85.45	12.963	17:55:15.963
4 -	20.995	127.3	37.345	118.5	12.672	105.0	1:11.012	100.33	0.606	17:56:26.975
5 -	20.789	129.0	37.217	118.1	12.539	104.8	1:10.545	100.99	0.139	17:57:37.520
6 -	20.741	127.8	37.228	118.9	12.496	106.3	1:10.465 (3)	101.10	0.059	17:58:47.985

Weather / Track : Cloudy / Dry

Donington Park National
Circuit Length = 1.9790 miles
Start: 17:51 Flag 18:12 End: 18:13

2019 F4 British Championship

ROUND 4 - SECTOR ANALYSIS



SECTOR 1 = FL to I1, SECTOR 2 = I1 to I2, SECTOR 3 = I2 to FL, DIFF = Difference To Personal Best Lap, P = Crossed Finish Line in Pit Lane, D = Time Disallowed

7 -	20.714	126.3	37.269	118.5	12.473	105.8	1:10.456 (2)	101.12	0.050	17:59:58.441
8 -	20.686	127.8	37.601	116.5	13.316	101.8	1:11.603	99.50	1.197	18:01:10.044
9 -	21.048	125.2	37.435	117.7	12.665	102.6	1:11.148	100.13	0.742	18:02:21.192
10 -	20.793	127.3	37.246	115.5	12.650	103.7	1:10.689	100.78	0.283	18:03:31.881
11 -	20.864	127.5	37.347	117.3	12.464	104.0	1:10.675	100.80	0.269	18:04:42.556
12 -	20.760	128.8	36.850	117.3	13.418	102.6	1:11.028	100.30	0.622	18:05:53.584
13 -	20.864	126.1	37.340	117.5	12.701	103.4	1:10.905	100.48	0.499	18:07:04.489
14 -	20.853	126.3	37.196	116.5	12.476	104.5	1:10.525	101.02	0.119	18:08:15.014
15 -	20.687	126.6	37.307	116.5	12.497	105.0	1:10.491	101.07	0.085	18:09:25.505
16 -	20.709	127.8	37.222	118.1	12.475	104.2	1:10.406 (1)	101.19		18:10:35.911
17 -	20.869	126.1	37.551	116.3	12.430	105.0	1:10.850	100.55	0.444	18:11:46.761
18 -	20.868	128.3	38.483	117.7	12.672	104.6	1:12.023	98.92	1.617	18:12:58.784

P10 53	Tommy FOSTER	Arden Motorsport
IDEAL LAP TIME : 1:08.473	BEST LAP TIME : 1:08.473	DIFFERENCE : 0.000

LAP	SECTOR 1	SECTOR 2	SECTOR 3	LAP TIME	MPH	DIFF	TIME OF DAY			
1 -		127.0	40.204	119.8	13.277	103.7	1:19.360	89.77	10.887	17:52:40.024
2 -	21.739	126.3	39.392	118.5	12.874	104.2	1:14.005	96.27	5.532	17:53:54.029
3 -	21.407	127.5	37.708	120.9	12.822	106.0	1:11.937	99.04	3.464	17:55:05.966
4 -	21.106	127.0	37.245	120.2	12.421	106.1	1:10.772	100.67	2.299	17:56:16.738
5 -	20.651	129.3	36.613	120.4	12.354	106.6	1:09.618	102.33	1.145	17:57:26.356
6 -	21.071	128.5	37.903	116.9	13.094	105.8	1:12.068	98.85	3.595	17:58:38.424
7 -	20.507	129.3	37.258	118.9	13.618	99.5	1:11.383	99.80	2.910	17:59:49.807
8 -	20.856	127.8	36.271	118.5	12.294	105.3	1:09.421	102.62	0.948	18:00:59.228
9 -	20.740	129.3	37.091	117.7	12.786	104.2	1:10.617	100.89	2.144	18:02:09.845
10 -	20.786	125.2	1:00.365	115.9	12.565	104.5	1:33.716	76.02	25.243	18:03:43.561
11 -	20.629	128.5	36.722	118.7	12.250	105.0	1:09.601	102.36	1.128	18:04:53.162
12 -	20.442	130.0	36.634	118.1	12.145	105.5	1:09.221	102.92	0.748	18:06:02.383
13 -	20.385	127.5	36.420	116.5	12.271	105.0	1:09.076 (3)	103.14	0.603	18:07:11.459
14 -	20.381	129.0	36.546	117.3	12.260	105.0	1:09.187	102.97	0.714	18:08:20.646
15 -	20.383	127.0	36.391	118.5	12.164	106.5	1:08.938 (2)	103.34	0.465	18:09:29.584
16 -	20.284	128.8	36.098	119.8	12.091	105.6	1:08.473 (1)	104.05		18:10:38.057
17 -	20.367	129.0	36.869	118.7	12.130	107.2	1:09.366	102.71	0.893	18:11:47.423
18 -	20.483	128.0	38.331	116.9	12.699	106.3	1:11.513	99.62	3.040	18:12:58.936

P11 10	Mariano MARTINEZ	Fortec Motorsport
IDEAL LAP TIME : 1:09.755	BEST LAP TIME : 1:10.136	DIFFERENCE : 0.381

LAP	SECTOR 1	SECTOR 2	SECTOR 3	LAP TIME	MPH	DIFF	TIME OF DAY			
1 -		120.2	41.122	117.7	13.671	103.4	1:22.982	85.85	12.846	17:52:43.646
2 -	21.216	127.0	39.079	118.1	13.320	103.8	1:13.615	96.78	3.479	17:53:57.261
3 -	21.434	122.6	38.138	120.0	13.206	104.6	1:12.778	97.89	2.642	17:55:10.039
4 -	21.274	122.4	38.991	120.0	12.826	105.1	1:13.091	97.47	2.955	17:56:23.130
5 -	20.852	128.0	38.673	115.3	12.920	103.8	1:12.445	98.34	2.309	17:57:35.575
6 -	21.025	127.0	37.732	119.4	12.694	104.6	1:11.451	99.71	1.315	17:58:47.026
7 -	20.561	128.3	37.560	117.7	12.848	104.3	1:10.969	100.39	0.833	17:59:57.995
8 -	20.649	127.8	37.999	116.3	13.270	101.5	1:11.918	99.06	1.782	18:01:09.913
9 -	21.255	117.1	37.491	120.4	12.844	102.9	1:11.590	99.52	1.454	18:02:21.503
10 -	21.138	120.9	37.253	117.3	12.703	104.5	1:11.094	100.21	0.958	18:03:32.597
11 -	20.731	128.0	37.302	119.1	12.608	104.5	1:10.641 (3)	100.85	0.505	18:04:43.238
12 -	20.825	127.8	37.097	118.9	12.853	103.0	1:10.775	100.66	0.639	18:05:54.013
13 -	20.945	126.8	36.894	120.4	12.800	104.5	1:10.639 (2)	100.85	0.503	18:07:04.652
14 -	20.895	127.5	37.382	116.5	12.803	104.5	1:11.080	100.23	0.944	18:08:15.732
15 -	20.764	126.6	37.570	118.1	12.673	104.6	1:11.007	100.33	0.871	18:09:26.739
16 -	20.699	127.3	37.060	119.1	12.377	104.8	1:10.136 (1)	101.58		18:10:36.875
17 -	20.703	128.3	38.032	118.1	12.416	105.8	1:11.151	100.13	1.015	18:11:48.026
18 -	20.484	129.0	37.740	118.3	13.201	103.2	1:11.425	99.74	1.289	18:12:59.451

P12 18	Reema JUFFALI	Double R
IDEAL LAP TIME : 1:10.535	BEST LAP TIME : 1:11.111	DIFFERENCE : 0.576

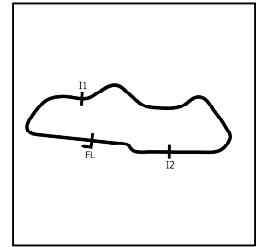
LAP	SECTOR 1	SECTOR 2	SECTOR 3	LAP TIME	MPH	DIFF	TIME OF DAY			
1 -		115.7	41.325	116.9	13.570	103.2	1:23.333	85.49	12.222	17:52:43.997
2 -	21.518	126.8	39.247	117.1	13.125	103.2	1:13.890	96.42	2.779	17:53:57.887

Weather / Track : Cloudy / Dry

Donington Park National
Circuit Length = 1.9790 miles
Start: 17:51 Flag 18:12 End: 18:13

2019 F4 British Championship

ROUND 4 - SECTOR ANALYSIS



SECTOR 1 = FL to I1, SECTOR 2 = I1 to I2, SECTOR 3 = I2 to FL, DIFF = Difference To Personal Best Lap, P = Crossed Finish Line in Pit Lane, D = Time Disallowed

3 -	21.633	116.5	38.589	117.7	12.827	104.0	1:13.049	97.53	1.938	17:55:10.936
4 -	21.184	125.4	38.445	120.2	13.507	101.5	1:13.136	97.41	2.025	17:56:24.072
5 -	21.155	125.6	37.981	117.5	12.859	103.8	1:11.995	98.96	0.884	17:57:36.067
6 -	20.933	127.3	37.586	120.4	13.056	104.0	1:11.575	99.54	0.464	17:58:47.642
7 -	21.230	115.3	37.943	118.9	12.628	104.3	1:11.801	99.22	0.690	17:59:59.443
8 -	20.680	127.5	38.133	117.3	12.677	104.2	1:11.490	99.65	0.379	18:01:10.933
9 -	20.799	127.0	38.213	119.4	12.468	104.5	1:11.480	99.67	0.369	18:02:22.413
10 -	20.858	126.6	38.462	114.5	12.836	103.8	1:12.156	98.73	1.045	18:03:34.569
11 -	20.614	127.8	39.609	117.3	12.732	103.7	1:12.955	97.65	1.844	18:04:47.524
12 -	20.919	127.0	37.482	116.9	12.735	104.2	1:11.136	(2) 100.15	0.025	18:05:58.660
13 -	20.822	128.0	54.737	113.9	13.282	102.1	1:28.841	80.19	17.730	18:07:27.501
14 -	21.156	122.9	38.048	115.7	12.840	103.7	1:12.044	98.89	0.933	18:08:39.545
15 -	20.997	126.3	37.453	116.3	12.982	103.0	1:11.432	(3) 99.74	0.321	18:09:50.977
16 -	20.964	124.9	37.586	116.3	12.886	103.2	1:11.436	99.73	0.325	18:11:02.413
17 -	21.184	124.5	37.655	116.7	12.753	104.0	1:11.592	99.51	0.481	18:12:14.005
18 -	20.959	123.3	37.471	117.1	12.681	103.2	1:11.111	(1) 100.19		18:13:25.116

P13 11		Luke BROWNING			Richardson Racing				
IDEAL LAP TIME :		BEST LAP TIME :			DIFFERENCE :				
LAP	SECTOR 1	SECTOR 2	SECTOR 3	LAP TIME	MPH	DIFF	TIME OF DAY		
1 -	OUTLAP	93.5	44.830	97.3	14.904	93.2	22:16.916	5.32	18:13:37.580

2019 F4 British Championship

ROUND 4 - BEST SPEEDS

POS	INTERMEDIATE 1			INTERMEDIATE 2			FINISH LINE		
	NO	NAME	MPH	NO	NAME	MPH	NO	NAME	MPH
1	53	FOSTER	130.0	31	MALONEY	121.3	31	MALONEY	107.3
2	21	TURNEY	129.8	21	TURNEY	121.1	21	TURNEY	107.2
3	26	FOSTER	129.3	7	FARIA	120.9	53	FOSTER	107.2
4	94	ALVAREZ	129.0	53	FOSTER	120.9	55	WILLIAMS	106.8
5	10	MARTINEZ	129.0	55	WILLIAMS	120.4	43	SKELTON	106.5
6	27	CONNOR	128.8	10	MARTINEZ	120.4	94	ALVAREZ	106.3
7	31	MALONEY	128.8	18	JUFFALI	120.4	26	FOSTER	106.0
8	50	HORSTEN	128.5	27	CONNOR	120.2	50	HORSTEN	106.0
9	18	JUFFALI	128.0	94	ALVAREZ	120.2	10	MARTINEZ	105.8
10	7	FARIA	127.8	26	FOSTER	119.6	27	CONNOR	105.6
11	11	BROWNING	93.5	50	HORSTEN	119.6	7	FARIA	104.5
12				43	SKELTON	119.4	18	JUFFALI	104.5
13				11	BROWNING	97.3	11	BROWNING	93.2

Weather / Track : Cloudy / Dry

Results can be found at www.tsl-timing.com

Donington Park National
 Circuit Length = 1.9790 miles
 Start: 17:51 Flag 18:12 End: 18:13

Printed - 18:17 Saturday, 27 April 2019

2019 F4 British Championship

ROUND 4 - BEST SECTORS

SECTOR 1			SECTOR 2			SECTOR 3			IDEAL / BEST COMPARISON						
POS	NO	NAME	TIME	NO	NAME	TIME	NO	NAME	TIME	POS	NO	NAME	IDEAL	BEST	DIFF
													PERFECT LAP	1:08.192	
1	53	FOSTER	20.284	26	FOSTER	35.901	21	TURNEY	12.007	1	26	FOSTER	1:08.440	1:08.522	0.082
2	21	TURNEY	20.310	53	FOSTER	36.098	50	HORSTEN	12.085	2	53	FOSTER	1:08.473	1:08.473	0.000
3	26	FOSTER	20.330	43	SKELTON	36.210	53	FOSTER	12.091	3	21	TURNEY	1:08.577	1:08.798	0.221
4	50	HORSTEN	20.385	21	TURNEY	36.260	31	MALONEY	12.167	4	43	SKELTON	1:08.849	1:09.037	0.188
5	43	SKELTON	20.442	50	HORSTEN	36.430	55	WILLIAMS	12.186	5	50	HORSTEN	1:08.900	1:09.027	0.127
6	55	WILLIAMS	20.467	31	MALONEY	36.469	43	SKELTON	12.197	6	31	MALONEY	1:09.166	1:09.256	0.090
7	27	CONNOR	20.476	27	CONNOR	36.642	26	FOSTER	12.209	7	55	WILLIAMS	1:09.392	1:09.647	0.255
8	10	MARTINEZ	20.484	7	FARIA	36.696	27	CONNOR	12.293	8	27	CONNOR	1:09.411	1:09.498	0.087
9	31	MALONEY	20.530	55	WILLIAMS	36.739	10	MARTINEZ	12.377	9	7	FARIA	1:09.654	1:09.765	0.111
10	7	FARIA	20.542	94	ALVAREZ	36.850	7	FARIA	12.416	10	10	MARTINEZ	1:09.755	1:10.136	0.381
11	18	JUFFALI	20.614	10	MARTINEZ	36.894	94	ALVAREZ	12.430	11	94	ALVAREZ	1:09.966	1:10.406	0.440
12	94	ALVAREZ	20.686	18	JUFFALI	37.453	18	JUFFALI	12.468	12	18	JUFFALI	1:10.535	1:11.111	0.576
13				11	BROWNING	44.830	11	BROWNING	14.904	13	11	BROWNING			

Weather / Track : Cloudy / Dry

Results can be found at www.tsl-timing.com

Donington Park National
 Circuit Length = 1.9790 miles
 Start: 17:51 Flag 18:12 End: 18:13

Printed - 18:17 Saturday, 27 April 2019

2019 F4 British Championship

ROUND 4 - LAP CHART

LAP 1 @ 17:52:39.698			LAP 2 @ 17:53:52.158			LAP 3 @ 17:55:03.088			LAP 4 @ 17:56:13.504			LAP 5 @ 17:57:23.459		
NO	BEHIND	LAP TIME	NO	BEHIND	LAP TIME	NO	BEHIND	LAP TIME	NO	BEHIND	LAP TIME	NO	BEHIND	LAP TIME
43		1:19.034	43		1:12.460	43		1:10.930	43		1:10.416	43		1:09.955
94	0.062	1:19.096	94	0.436	1:12.834	26	2.369	1:12.371	26	2.330	1:10.377	26	1.896	1:09.521
26	0.064	1:19.098	31	0.602	1:12.983	31	2.675	1:13.003	31	2.878	1:10.619	31	2.702	1:09.779
31	0.079	1:19.113	26	0.928	1:13.324	53	2.878	1:11.937	53	3.234	1:10.772	53	2.897	1:09.618
53	0.326	1:19.360	53	1.871	1:14.005	21	4.174	1:11.793	21	3.749	1:09.991	21	3.211	1:09.417
50	0.541	1:19.575	55	2.133	1:13.831	7	6.148	1:13.384	27	7.295	1:11.177	27	8.049	1:10.709
55	0.762	1:19.796	50	2.371	1:14.290	27	6.534	1:14.005	50	7.874	1:11.180	50	8.401	1:10.482
27	1.218	1:20.252	21	3.311	1:13.836	10	6.951	1:12.778	7	9.299	1:13.567	7	11.259	1:11.915
7	1.682	1:20.716	27	3.459	1:14.701	50	7.110	1:15.669	10	9.626	1:13.091	10	12.116	1:12.445
21	1.935	1:20.969	7	3.694	1:14.472	18	7.848	1:13.049	18	10.568	1:13.136	18	12.608	1:11.995
10	3.948	1:22.982	10	5.103	1:13.615	94	12.875	1:23.369	94	13.471	1:11.012	94	14.061	1:10.545
18	4.299	1:23.333	18	5.729	1:13.890	55	17.866	1:26.663	55	18.123	1:10.673	55	18.413	1:10.245

Weather / Track : Cloudy / Dry

Results can be found at www.tsl-timing.com

Page 1 of 4

Donington Park National
Circuit Length = 1.9790 miles
Start: 17:51 Flag 18:12 End: 18:13

Printed - 18:17 Saturday, 27 April 2019

2019 F4 British Championship

ROUND 4 - LAP CHART

LAP 6 @ 17:58:32.872			LAP 7 @ 17:59:42.043			LAP 8 @ 18:00:51.080			LAP 9 @ 18:02:00.119			LAP 10 @ 18:03:09.341		
NO	BEHIND	LAP TIME	NO	BEHIND	LAP TIME	NO	BEHIND	LAP TIME	NO	BEHIND	LAP TIME	NO	BEHIND	LAP TIME
43		1:09.413	43		1:09.171	43		1:09.037	43		1:09.039	43		1:09.222
26	1.575	1:09.092	26	1.738	1:09.334	26	1.377	1:08.676	26	1.072	1:08.734	26	0.372	1:08.522
31	4.861	1:11.572	53	7.764	1:11.383	53	8.148	1:09.421	53	9.726	1:10.617	50	13.823	1:10.738
21	5.303	1:11.505	21	8.173	1:12.041	21	8.504	1:09.368	21	9.874	1:10.409	27	14.085	1:10.379
53	5.552	1:12.068	50	10.774	1:10.179	50	11.759	1:10.022	50	12.307	1:09.587	21	14.345	1:13.693
50	9.766	1:10.778	27	11.114	1:10.169	27	12.176	1:10.099	27	12.928	1:09.791	7	16.257	1:10.056
27	10.116	1:11.480	7	13.701	1:09.902	7	14.429	1:09.765	7	15.423	1:10.033	94	22.540	1:10.689
7	12.970	1:11.124	10	15.952	1:10.969	10	18.833	1:11.918	94	21.073	1:11.148	55	22.645	1:10.375
10	14.154	1:11.451	94	16.398	1:10.456	94	18.964	1:11.603	10	21.384	1:11.590	10	23.256	1:11.094
18	14.770	1:11.575	18	17.400	1:11.801	18	19.853	1:11.490	55	21.492	1:10.367	31	24.577	1:10.833
94	15.113	1:10.465	55	19.311	1:09.694	55	20.164	1:09.890	18	22.294	1:11.480	18	25.228	1:12.156
55	18.788	1:09.788	31	20.605	1:24.915	31	22.749	1:11.181	31	22.966	1:09.256	53	34.220	1:33.716

Weather / Track : Cloudy / Dry

2019 F4 British Championship

ROUND 4 - LAP CHART

LAP 11 @ 18:04:19.015			LAP 12 @ 18:05:29.234			LAP 13 @ 18:06:38.046			LAP 14 @ 18:07:47.252			LAP 15 @ 18:08:56.099		
NO	BEHIND	LAP TIME	NO	BEHIND	LAP TIME	NO	BEHIND	LAP TIME	NO	BEHIND	LAP TIME	NO	BEHIND	LAP TIME
43		1:09.674	26		1:09.983	26		1:08.812	26		1:09.206	26		1:08.847
26	0.236	1:09.538	43	0.336	1:10.555	43	0.564	1:09.040	43	0.488	1:09.130	43	0.987	1:09.346
50	13.844	1:09.695	50	12.883	1:09.258	50	13.591	1:09.520	50	14.167	1:09.782	50	14.756	1:09.436
27	14.762	1:10.351	27	14.041	1:09.498	21	16.346	1:10.954	21	16.247	1:09.107	21	16.948	1:09.548
21	15.290	1:10.619	21	14.204	1:09.133	27	16.684	1:11.455	27	17.325	1:09.847	27	18.445	1:09.967
7	17.324	1:10.741	7	17.104	1:09.999	7	18.825	1:10.533	7	20.089	1:10.470	7	21.225	1:09.983
94	23.541	1:10.675	55	23.774	1:10.358	55	24.970	1:10.008	55	25.639	1:09.875	55	26.590	1:09.798
55	23.635	1:10.664	94	24.350	1:11.028	94	26.443	1:10.905	94	27.762	1:10.525	94	29.406	1:10.491
10	24.223	1:10.641	10	24.779	1:10.775	10	26.606	1:10.639	10	28.480	1:11.080	10	30.640	1:11.007
31	24.377	1:09.474	31	24.950	1:10.792	31	26.822	1:10.684	31	28.665	1:11.049	31	30.785	1:10.967
18	28.509	1:12.955	18	29.426	1:11.136	53	33.413	1:09.076	53	33.394	1:09.187	53	33.485	1:08.938
53	34.147	1:09.601	53	33.149	1:09.221	18	49.455	1:28.841	18	52.293	1:12.044	18	54.878	1:11.432

Weather / Track : Cloudy / Dry

2019 F4 British Championship

ROUND 4 - LAP CHART

LAP 16 @ 18:10:04.895			LAP 17 @ 18:11:14.120			LAP 18 @ 18:12:23.552		
NO	BEHIND	LAP TIME	NO	BEHIND	LAP TIME	NO	BEHIND	LAP TIME
26		1:08.796	26		1:09.225	26		1:09.432
43	1.392	1:09.201	43	1.206	1:09.039	43	0.946	1:09.172
50	14.987	1:09.027	50	15.175	1:09.413	50	14.865	1:09.122
21	17.150	1:08.998	21	16.723	1:08.798	21	16.856	1:09.565
27	19.238	1:09.589	27	19.885	1:09.872	27	20.005	1:09.552
7	22.779	1:10.350	7	24.506	1:10.952	7	25.892	1:10.818
55	27.527	1:09.733	55	28.194	1:09.892	55	28.409	1:09.647
94	31.016	1:10.406	94	32.641	1:10.850	31	34.503	1:11.130
10	31.980	1:10.136	31	32.805	1:09.874	94	35.232	1:12.023
31	32.156	1:10.167	53	33.303	1:09.366	53	35.384	1:11.513
53	33.162	1:08.473	10	33.906	1:11.151	10	35.899	1:11.425
18	57.518	1:11.436	18	59.885	1:11.592	18	1:01.564	1:11.111
						11	17 Laps	22:16.916

Weather / Track : Cloudy / Dry

2019 F4 British Championship

ROUND 4 - POSITION CHART

No	Name	Lap																		
		Pos	1	2	3	4	5	6	7	8	9	10	11	12	13	14	15	16	17	18
26	FOSTER	1	43	43	43	43	43	43	43	43	43	43	43	43	26	26	26	26	26	26
94	ALVAREZ	2	94	94	26	26	26	26	26	26	26	26	26	43	43	43	43	43	43	43
53	FOSTER	3	26	31	31	31	31	31	31	53	53	53	50	50	50	50	50	50	50	50
11	BROWNING	4	31	26	53	53	53	21	21	21	21	27	27	27	21	21	21	21	21	21
27	CONNOR	5	53	53	21	21	21	53	50	50	50	21	21	21	27	27	27	27	27	27
31	MALONEY	6	50	55	7	27	27	50	27	27	27	7	7	7	7	7	7	7	7	7
43	SKELTON	7	55	50	27	50	50	27	7	7	7	94	94	55	55	55	55	55	55	55
50	HORSTEN	8	27	21	10	7	7	7	10	10	94	55	55	94	94	94	94	94	94	31
21	TURNEY	9	7	27	50	10	10	10	94	94	10	10	10	10	10	10	10	10	31	94
55	WILLIAMS	10	21	7	18	18	18	18	18	18	55	31	31	31	31	31	31	31	53	53
7	FARIA	11	10	10	94	94	94	94	55	55	18	18	18	18	53	53	53	53	10	10
18	JUFFALI	12	18	18	55	55	55	55	31	31	31	53	53	53	18	18	18	18	18	18
10	MARTINEZ	13	11																	

Weather / Track : Cloudy / Dry

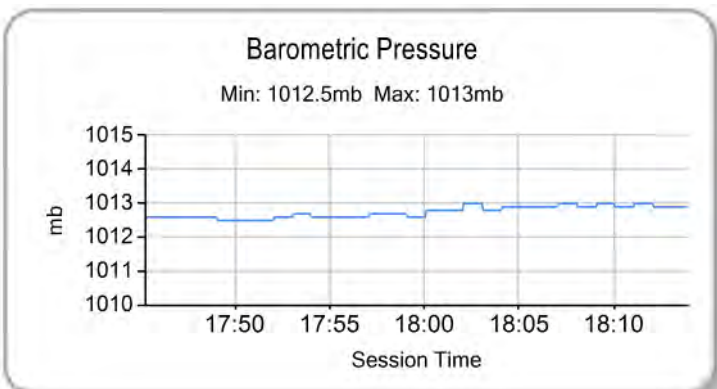
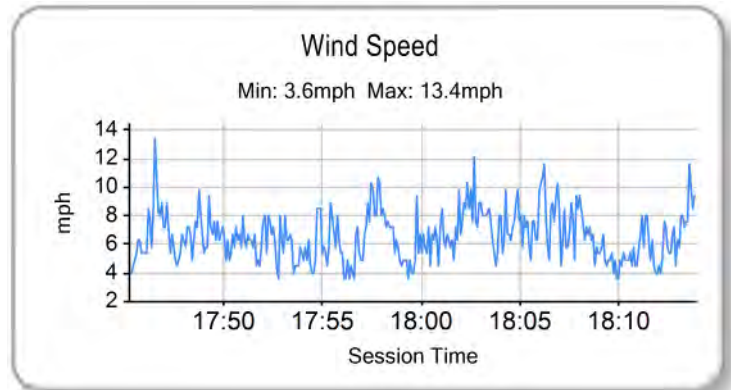
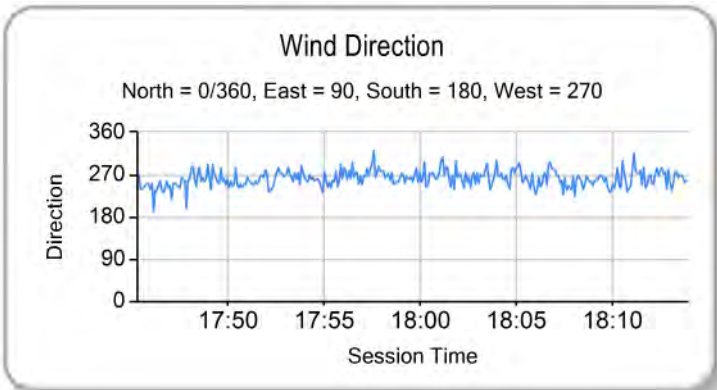
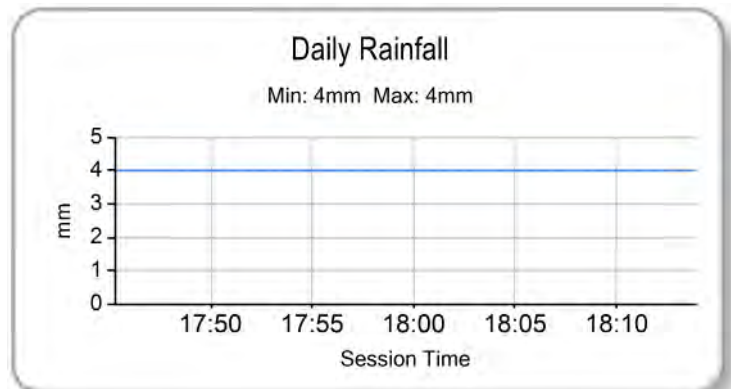
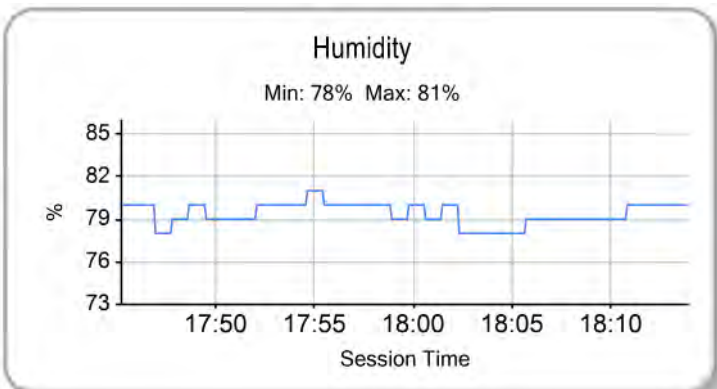
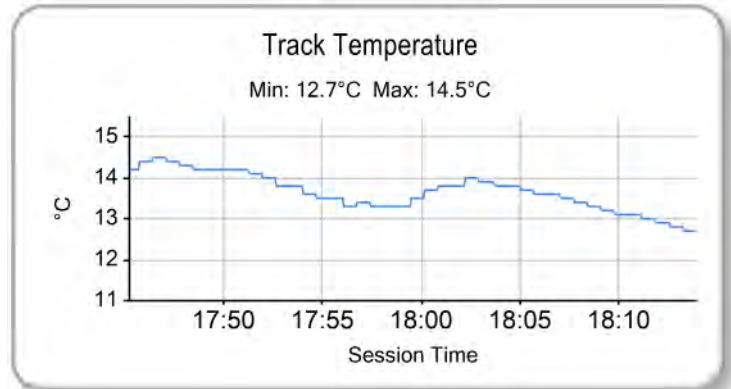
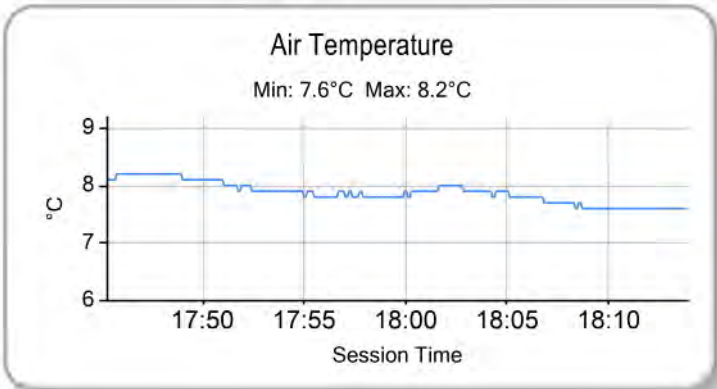
Results can be found at www.tsl-timing.com

Donington Park National
 Circuit Length = 1.9790 miles
 Start: 17:51 Flag 18:12 End: 18:13

Printed - 18:18 Saturday, 27 April 2019

2019 F4 British Championship

ROUND 4 - WEATHER CONDITIONS



Weather / Track : Cloudy / Dry

Results can be found at www.tsl-timing.com

Donington Park National
 Circuit Length = 1.9790 miles
 Start: 17:51 Flag 18:12 End: 18:13

Printed - 18:18 Saturday, 27 April 2019

2019 F4 British Championship

ROUND 4 - STATISTICS

Competitors Started 13
Planned Start 2019-04-27 @ 17:05:00.000
Actual Start 2019-04-27 @ 17:51:20.664
Finish Time 2019-04-27 @ 18:12:22.877
Track Length 1.9790mi.
Total Laps 217
Total Distance Covered 429.4575mi.

Session Fastest Lap History

NO	CL	NAME	LAP TIME	TIME OF DAY	LAP	VEHICLE
43		Josh SKELTON	1:12.460	17:53:52.166	2	JHR
43		Josh SKELTON	1:10.930	17:55:03.096	3	JHR
43		Josh SKELTON	1:10.416	17:56:13.511	4	JHR
26		Louis FOSTER	1:10.377	17:56:15.863	4	Double R
21	R	Joe TURNEY	1:09.991	17:56:17.320	4	Carlin
43		Josh SKELTON	1:09.955	17:57:23.466	5	JHR
26		Louis FOSTER	1:09.521	17:57:25.385	5	Double R
21	R	Joe TURNEY	1:09.417	17:57:26.737	5	Carlin
43		Josh SKELTON	1:09.413	17:58:32.878	6	JHR
26		Louis FOSTER	1:09.092	17:58:34.477	6	Double R
43		Josh SKELTON	1:09.037	18:00:51.087	8	JHR
26		Louis FOSTER	1:08.676	18:00:52.486	8	Double R
26		Louis FOSTER	1:08.522	18:03:09.744	10	Double R
53		Tommy FOSTER	1:08.473	18:10:38.093	16	Arden Motorsport

Session Leader History

NO	CL	NAME	FROM LAP	LAPS LED	DISTANCE	VEHICLE
43		Josh SKELTON	1	11	21.73 miles	JHR
26		Louis FOSTER	12	7	13.85 miles	Double R

Flag History

TYPE	TIME OF DAY
GREEN	17:51:20.664
FINISH	18:12:22.877

Flag Statistics

TYPE	COUNT	TOTAL LAPS	TOTAL TIME
Green	1	18	22:32.664
Red	0	0	0.000
Safety Car	0	0	0.000
FCY	0	0	0.000

Weather / Track : Cloudy / Dry

These results are provisional until the conclusion of any judicial and technical matters.

Donington Park National
Circuit Length = 1.9790 miles
Start: 17:51 Flag 18:12 End: 18:13

Clerk Of Course :	Timekeeper :
-------------------	--------------

2019 F4 British Championship

ROUND 4 - STATISTICS

CLASS :

9 Starters

Fastest Lap History

NO	NAME	LAP TIME	TIME OF DAY	LAP	VEHICLE
43	Josh SKELTON	1:12.460	17:53:52.166	2	JHR
43	Josh SKELTON	1:10.930	17:55:03.096	3	JHR
43	Josh SKELTON	1:10.416	17:56:13.511	4	JHR
26	Louis FOSTER	1:10.377	17:56:15.863	4	Double R
43	Josh SKELTON	1:09.955	17:57:23.466	5	JHR
26	Louis FOSTER	1:09.521	17:57:25.385	5	Double R
43	Josh SKELTON	1:09.413	17:58:32.878	6	JHR
26	Louis FOSTER	1:09.092	17:58:34.477	6	Double R
43	Josh SKELTON	1:09.037	18:00:51.087	8	JHR
26	Louis FOSTER	1:08.676	18:00:52.486	8	Double R
26	Louis FOSTER	1:08.522	18:03:09.744	10	Double R
53	Tommy FOSTER	1:08.473	18:10:38.093	16	Arden Motorsport

Leader History

NO	NAME	FROM LAP	LAPS LED	DISTANCE	VEHICLE
26	Louis FOSTER	1	18	35.58 miles	Double R

Weather / Track : Cloudy / Dry

These results are provisional until the conclusion of any judicial and technical matters.

Donington Park National
Circuit Length = 1.9790 miles
Start: 17:51 Flag 18:12 End: 18:13

Clerk Of Course :		Timekeeper :
-------------------	--	--------------

2019 F4 British Championship

ROUND 4 - STATISTICS

CLASS : R

4 Starters

Fastest Lap History

NO	NAME	LAP TIME	TIME OF DAY	LAP	VEHICLE
31	Zane MALONEY	1:12.983	17:53:52.829	2	Carlin
21	Joe TURNEY	1:11.793	17:55:07.331	3	Carlin
31	Zane MALONEY	1:10.619	17:56:16.450	4	Carlin
21	Joe TURNEY	1:09.991	17:56:17.320	4	Carlin
31	Zane MALONEY	1:09.779	17:57:26.230	5	Carlin
21	Joe TURNEY	1:09.417	17:57:26.737	5	Carlin
21	Joe TURNEY	1:09.368	18:00:59.657	8	Carlin
31	Zane MALONEY	1:09.256	18:02:23.153	9	Carlin
21	Joe TURNEY	1:09.133	18:05:43.508	12	Carlin
21	Joe TURNEY	1:09.107	18:08:03.568	14	Carlin
21	Joe TURNEY	1:08.998	18:10:22.114	16	Carlin
21	Joe TURNEY	1:08.798	18:11:30.915	17	Carlin

Leader History

NO	NAME	FROM LAP	LAPS LED	DISTANCE	VEHICLE
21	Joe TURNEY	1	18	35.58 miles	Carlin

Weather / Track : Cloudy / Dry

These results are provisional until the conclusion of any judicial and technical matters.

Donington Park National
Circuit Length = 1.9790 miles
Start: 17:51 Flag 18:12 End: 18:13

Clerk Of Course :		Timekeeper :
-------------------	--	--------------

2019 F4 British Championship

ROUND 5 - AMENDED GRID (20 minutes)

ROW 7	13	11 Luke BROWNING	12	18 Reema JUFFALI
ROW 6	11	10 Mariano MARTINEZ	10	53 Tommy FOSTER
ROW 5	9	94 Sebastian ALVAREZ	8	31 Zane MALONEY
ROW 4	7	55 Carter WILLIAMS	6	26 Louis FOSTER
ROW 3	5	43 Josh SKELTON	4	50 Bart HORSTEN
ROW 2	3	21 Joe TURNEY	2	27 Alex CONNOR
ROW 1	1	7 Roberto FARIA		
Pole				

Donington Park National
Circuit Length = 1.9790 miles

These results are provisional until the conclusion of any judicial and technical matters.

Clerk Of Course :		Timekeeper :	
-------------------	--	--------------	--

Results can be found at www.tsl-timing.com

Printed - 18:50 Saturday, 27 April 2019

2019 F4 British Championship

ROUND 5 - FIRST PART RED FLAG STOP - INFORMATION SHEET

POS	NO	CL	PIC NAME	NAT	ENTRY	LAPS	TIME	GAP	DIFF	MPH	BEST	ON
1	50		1 Bart HORSTEN	AUS	Arden Motorsport	2	2:28.206			95.22	1:10.290	2
2	27	R	1 Alex CONNOR	GBR	Arden Motorsport	2	2:30.080	1.874	1.874	94.03	1:11.778	2
3	21	R	2 Joe TURNEY	GBR	Carlin	2	2:30.336	2.130	0.256	93.87	1:11.893	2
4	55		2 Carter WILLIAMS	USA	JHR	2	2:30.341	2.135	0.005	93.87	1:11.743	2
5	26		3 Louis FOSTER	GBR	Double R	2	2:32.293	4.087	1.952	92.66	1:13.510	2
6	94		4 Sebastian ALVAREZ	MEX	Double R	2	2:32.633	4.427	0.340	92.46	1:13.740	2
7	53		5 Tommy FOSTER	GBR	Arden Motorsport	2	2:32.761	4.555	0.128	92.38	1:13.721	2
8	31	R	3 Zane MALONEY	BAR	Carlin	2	2:33.182	4.976	0.421	92.13	1:14.426	2
9	7	R	4 Roberto FARIA	BRA	Fortec Motorsport	2	2:33.404	5.198	0.222	91.99	1:15.177	2
10	10		6 Mariano MARTINEZ	MEX	Fortec Motorsport	2	2:33.535	5.329	0.131	91.91	1:13.767	2
11	11		7 Luke BROWNING	GBR	Richardson Racing	2	2:33.689	5.483	0.154	91.82	1:14.285	2
12	18		8 Reema JUFFALI	KSA	Double R	2	2:34.037	5.831	0.348	91.61	1:13.740	2
13	43*		9 Josh SKELTON	GBR	JHR	2	2:44.101	15.895	10.064	86.00	1:09.794	2

FASTEST LAP

43			Josh SKELTON	GBR	JHR	2	1:09.794	102.08 mph	164.28 kph
27	R		Alex CONNOR	GBR	Arden Motorsport	2	1:11.778	99.25 mph	159.74 kph

Weather / Track : Cloudy / Dry

These results are provisional until the conclusion of any judicial and technical matters.

Donington Park National
Circuit Length = 1.9790 miles
Start: 10:35 Flag 10:37 End: 10:40

Clerk Of Course :

Timekeeper :

2019 F4 British Championship

ROUND 5 - RESTART GRID (15 minutes)

ROW 6	11	18 Reema JUFFALI	12	43 Josh SKELTON
ROW 5	9	10 Mariano MARTINEZ	10	11 Luke BROWNING
ROW 4	7	53 Tommy FOSTER	8	31 Zane MALONEY
ROW 3	5	26 Louis FOSTER	6	94 Sebastian ALVAREZ
ROW 2	3	21 Joe TURNEY	4	55 Carter WILLIAMS
ROW 1	1	50 Bart HORSTEN	2	27 Alex CONNOR
		Pole		

Donington Park National
Circuit Length = 1.9790 miles

These results are provisional until the conclusion of any judicial and technical matters.

Clerk Of Course :		Timekeeper :	
-------------------	--	--------------	--

Results can be found at www.tsl-timing.com

Printed - 10:46 Sunday, 28 April 2019

2019 F4 British Championship

ROUND 5 - SECOND PART - CLASSIFICATION

POS	NO	CL	PIC NAME	NAT	ENTRY	LAPS	TIME	GAP	DIFF	MPH	BEST	ON
1	50		1 Bart HORSTEN	AUS	Arden Motorsport	9	11:36.113			91.91	1:08.763	7
2	21	R	1 Joe TURNEY	GBR	Carlin	9	11:36.502	0.389	0.389	91.86	1:08.614	8
3	26		2 Louis FOSTER	GBR	Double R	9	11:38.900	2.787	2.398	91.55	1:08.543	7
4	27	R	2 Alex CONNOR	GBR	Arden Motorsport	9	11:45.255	9.142	6.355	90.72	1:10.110	7
5	94		3 Sebastian ALVAREZ	MEX	Double R	9	11:45.426	9.313	0.171	90.70	1:09.791	7
6	31	R	3 Zane MALONEY	BAR	Carlin	9	11:45.583	9.470	0.157	90.68	1:09.738	7
7	43		4 Josh SKELTON	GBR	JHR	9	11:46.511	10.398	0.928	90.56	1:09.597	7
8	10		5 Mariano MARTINEZ	MEX	Fortec Motorsport	9	11:47.081	10.968	0.570	90.49	1:09.904	6
9	11		6 Luke BROWNING	GBR	Richardson Racing	9	11:47.549	11.436	0.468	90.43	1:09.898	7
10	18		7 Reema JUFFALI	KSA	Double R	9	11:50.400	14.287	2.851	90.06	1:10.457	7
11	53		8 Tommy FOSTER	GBR	Arden Motorsport	9	11:52.843	16.730	2.443	89.76	1:09.172	9

NOT CLASSIFIED

DNF	55		Carter WILLIAMS	USA	JHR	7	9:19.660	2 Laps	2 Laps	88.86	1:08.901	7
DNF	7	R	Roberto FARIA	BRA	Fortec Motorsport	0						

FASTEST LAP

	26		Louis FOSTER	GBR	Double R	7	1:08.543			103.94 mph	167.28 kph	
	21	R	Joe TURNEY	GBR	Carlin	8	1:08.614			103.83 mph	167.10 kph	

Details of all starters & original fastest laps are available in the First Part Information Sheet

Weather / Track : Cloudy / Dry

These results are provisional until the conclusion of any judicial and technical matters.

Donington Park National
 Circuit Length = 1.9790 miles
 Start: 10:53 Flag 11:05 End: 11:06

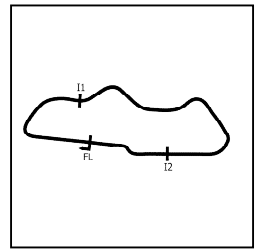
Clerk Of Course :	Timekeeper :
-------------------	--------------

Results can be found at www.tsl-timing.com

Printed - 11:07 Sunday, 28 April 2019

2019 F4 British Championship

ROUND 5 - SECTOR ANALYSIS



SECTOR 1 = FL to I1, SECTOR 2 = I1 to I2, SECTOR 3 = I2 to FL, DIFF = Difference To Personal Best Lap, P = Crossed Finish Line in Pit Lane, D = Time Disallowed

P1 50		Bart HORSTEN				Arden Motorsport				
IDEAL LAP TIME : 1:08.579		BEST LAP TIME : 1:08.763				DIFFERENCE : 0.184				
LAP	SECTOR 1		SECTOR 2		SECTOR 3		LAP TIME	MPH	DIFF	TIME OF DAY
1 -		124.0	37.104	120.2	12.758	100.7	1:14.464	95.67	5.701	10:55:05.964
2 -	21.440	122.4	37.434	120.0	12.311	104.5	1:11.185	100.08	2.422	10:56:17.149
3 -	20.621	123.5	45.076	83.4	19.178	59.1	1:24.875	83.94	16.112	10:57:42.024
4 -	32.673	67.6	1:02.646	51.3	24.888	92.6	2:00.207	59.26	51.444	10:59:42.231
5 -	21.041	124.0	36.416	120.4	12.359	104.2	1:09.816	102.04	1.053	11:00:52.047
6 -	20.557	123.3	36.285	120.9	12.114	106.0	1:08.956	103.32	0.193	11:02:01.003
7 -	20.504	124.2	36.131	121.1	12.128	105.5	1:08.763 (1)	103.61		11:03:09.766
8 -	20.487	123.3	36.364	120.0	12.079	106.1	1:08.930 (3)	103.36	0.167	11:04:18.696
9 -	20.369	124.0	36.367	120.2	12.181	105.8	1:08.917 (2)	103.38	0.154	11:05:27.613

P2 21 R		Joe TURNEY				Carlin				
IDEAL LAP TIME : 1:08.488		BEST LAP TIME : 1:08.614				DIFFERENCE : 0.126				
LAP	SECTOR 1		SECTOR 2		SECTOR 3		LAP TIME	MPH	DIFF	TIME OF DAY
1 -		125.6	37.700	120.9	12.700	102.9	1:15.784	94.01	7.170	10:55:07.284
2 -	20.725	125.4	37.363	121.5	12.202	106.6	1:10.290	101.36	1.676	10:56:17.574
3 -	20.532	125.4	45.580	90.5	19.103	58.6	1:25.215	83.60	16.601	10:57:42.789
4 -	34.069	63.3	1:01.059	51.6	24.917	92.1	2:00.045	59.34	51.431	10:59:42.834
5 -	21.092	125.9	36.052	122.9	12.358	103.8	1:09.502	102.50	0.888	11:00:52.336
6 -	20.671	125.2	36.316	122.4	12.257	107.0	1:09.244	102.89	0.630	11:02:01.580
7 -	20.408	125.9	36.238	122.2	12.122	107.3	1:08.768 (2)	103.60	0.154	11:03:10.348
8 -	20.378	125.6	36.178	122.9	12.058	107.5	1:08.614 (1)	103.83		11:04:18.962
9 -	20.480	125.6	36.443	121.7	12.117	107.2	1:09.040 (3)	103.19	0.426	11:05:28.002

P3 26		Louis FOSTER				Double R				
IDEAL LAP TIME : 1:08.286		BEST LAP TIME : 1:08.543				DIFFERENCE : 0.257				
LAP	SECTOR 1		SECTOR 2		SECTOR 3		LAP TIME	MPH	DIFF	TIME OF DAY
1 -		125.4	38.036	122.0	13.078	103.5	1:16.557	93.06	8.014	10:55:08.057
2 -	20.994	125.6	37.274	121.7	12.888	105.5	1:11.156	100.12	2.613	10:56:19.213
3 -	20.931	125.2	46.537	75.9	18.963	65.6	1:26.431	82.43	17.888	10:57:45.644
4 -	33.249	65.1	1:00.121	48.2	24.986	92.0	1:58.356	60.19	49.813	10:59:44.000
5 -	21.248	126.8	37.235	122.9	12.952	104.8	1:11.435	99.73	2.892	11:00:55.435
6 -	20.718	123.5	36.260	122.2	12.240	106.5	1:09.218	102.93	0.675	11:02:04.653
7 -	20.446	125.2	35.898	122.0	12.199	106.8	1:08.543 (1)	103.94		11:03:13.196
8 -	20.235	124.7	36.260	120.9	12.153	106.8	1:08.648 (3)	103.78	0.105	11:04:21.844
9 -	20.320	124.7	36.023	122.0	12.213	106.8	1:08.556 (2)	103.92	0.013	11:05:30.400

P4 27 R		Alex CONNOR				Arden Motorsport				
IDEAL LAP TIME : 1:10.018		BEST LAP TIME : 1:10.110				DIFFERENCE : 0.092				
LAP	SECTOR 1		SECTOR 2		SECTOR 3		LAP TIME	MPH	DIFF	TIME OF DAY
1 -		124.9	37.762	120.0	13.390	103.5	1:16.386	93.27	6.276	10:55:07.886
2 -	21.062	124.5	37.290	121.5	12.779	104.5	1:11.131	100.16	1.021	10:56:19.017
3 -	21.055	124.0	45.344	78.1	18.762	62.4	1:25.161	83.66	15.051	10:57:44.178
4 -	33.440	64.5	1:01.072	48.2	25.021	90.8	1:59.533	59.60	49.423	10:59:43.711
5 -	21.341	124.7	37.303	120.9	12.955	104.6	1:11.599	99.50	1.489	11:00:55.310
6 -	20.928	123.3	36.959	121.3	12.452	105.6	1:10.339 (2)	101.29	0.229	11:02:05.649
7 -	20.607	124.5	37.003	121.1	12.500	105.3	1:10.110 (1)	101.62		11:03:15.759
8 -	20.677	124.7	37.227	119.8	12.630	103.4	1:10.534	101.01	0.424	11:04:26.293
9 -	20.632	123.8	37.142	119.1	12.688	104.8	1:10.462 (3)	101.11	0.352	11:05:36.755

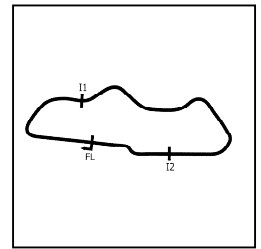
P5 94		Sebastian ALVAREZ				Double R				
IDEAL LAP TIME : 1:09.256		BEST LAP TIME : 1:09.791				DIFFERENCE : 0.535				
LAP	SECTOR 1		SECTOR 2		SECTOR 3		LAP TIME	MPH	DIFF	TIME OF DAY
1 -		126.1	38.787	121.1	12.674	105.1	1:17.094	92.41	7.303	10:55:08.594
2 -	20.865	124.9	37.960	120.6	12.312	106.8	1:11.137	100.15	1.346	10:56:19.731
3 -	20.789	126.3	47.861	70.1	18.876	62.6	1:27.526	81.40	17.735	10:57:47.257
4 -	32.730	68.4	59.688	48.5	25.054	91.4	1:57.472	60.64	47.681	10:59:44.729

Weather / Track : Cloudy / Dry

Donington Park National
Circuit Length = 1.9790 miles
Start: 10:53 Flag 11:05 End: 11:06

2019 F4 British Championship

ROUND 5 - SECTOR ANALYSIS



SECTOR 1 = FL to I1, SECTOR 2 = I1 to I2, SECTOR 3 = I2 to FL, DIFF = Difference To Personal Best Lap, P = Crossed Finish Line in Pit Lane, D = Time Disallowed

5 -	21.252	127.0	36.841	124.0	12.947	106.8	1:11.040	100.29	1.249	11:00:55.769
6 -	20.821	126.3	36.936	123.1	12.595	105.0	1:10.352 (3)	101.27	0.561	11:02:06.121
7 -	20.461	126.8	36.839	123.3	12.491	105.6	1:09.791 (1)	102.08		11:03:15.912
8 -	20.660	123.8	37.154	120.4	13.100	101.5	1:10.914	100.46	1.123	11:04:26.826
9 -	20.835	124.9	36.483	116.5	12.782	106.6	1:10.100 (2)	101.63	0.309	11:05:36.926

P6 31 R		Zane MALONEY				Carlin				
IDEAL LAP TIME : 1:09.413		BEST LAP TIME : 1:09.738				DIFFERENCE : 0.325				
LAP	SECTOR 1		SECTOR 2		SECTOR 3		LAP TIME	MPH	DIFF	TIME OF DAY
1 -		126.6	38.592	122.0	12.673	105.0	1:17.261	92.21	7.523	10:55:08.761
2 -	20.894	126.8	38.177	120.6	12.889	106.1	1:11.960	99.00	2.222	10:56:20.721
3 -	20.866	127.8	48.106	71.9	19.557	56.5	1:28.529	80.47	18.791	10:57:49.250
4 -	32.100	57.9	59.370	46.6	24.423	91.0	1:55.893	61.47	46.155	10:59:45.143
5 -	21.463	125.6	36.835	123.1	12.538	107.7	1:10.836	100.57	1.098	11:00:55.979
6 -	20.786	127.5	37.267	122.4	12.556	106.0	1:10.609 (3)	100.90	0.871	11:02:06.588
7 -	20.903	126.6	36.562	123.3	12.273	106.8	1:09.738 (1)	102.16		11:03:16.326
8 -	20.678	127.3	37.692	121.7	12.263	107.3	1:10.633	100.86	0.895	11:04:26.959
9 -	20.977	125.4	36.472	121.7	12.675	107.0	1:10.124 (2)	101.60	0.386	11:05:37.083

P7 43		Josh SKELTON				JHR				
IDEAL LAP TIME : 1:09.263		BEST LAP TIME : 1:09.597				DIFFERENCE : 0.334				
LAP	SECTOR 1		SECTOR 2		SECTOR 3		LAP TIME	MPH	DIFF	TIME OF DAY
1 -		119.1	38.180	119.1	13.271	103.5	1:17.997	91.34	8.400	10:55:09.497
2 -	20.843		37.515	119.4	12.691	104.5	1:11.049	100.27	1.452	10:56:20.546
3 -	20.839		47.573	72.4	18.821	59.7	1:27.233	81.67	17.636	10:57:47.779
4 -	32.815		59.448	47.9	25.016	91.9	1:57.279	60.74	47.682	10:59:45.058
5 -	21.387		37.741	123.1	12.375	108.0	1:11.503	99.64	1.906	11:00:56.561
6 -	21.014		37.278	120.0	12.298	106.3	1:10.590 (3)	100.92	0.993	11:02:07.151
7 -	20.705		36.841	122.0	12.051	107.2	1:09.597 (1)	102.36		11:03:16.748
8 -	20.411		38.033	119.8	12.528	103.0	1:10.972	100.38	1.375	11:04:27.720
9 -	21.083		37.197	120.9	12.011	107.0	1:10.291 (2)	101.35	0.694	11:05:38.011

P8 10		Mariano MARTINEZ				Fortec Motorsport				
IDEAL LAP TIME : 1:09.508		BEST LAP TIME : 1:09.904				DIFFERENCE : 0.396				
LAP	SECTOR 1		SECTOR 2		SECTOR 3		LAP TIME	MPH	DIFF	TIME OF DAY
1 -		119.8	37.976	122.4	13.403	104.2	1:18.235	91.06	8.331	10:55:09.735
2 -	21.305	124.7	1:19.678	104.5	13.889	101.6	1:54.872	62.02	44.968	10:57:04.607
3 -	29.657	113.1	38.991	119.8	13.023	104.2	1:21.671	87.23	11.767	10:58:26.278
4 -	20.920	125.6	37.741	120.4	21.342	91.3	1:20.003	89.05	10.099	10:59:46.281
5 -	21.478	118.5	37.484	120.4	12.566	105.8	1:11.528	99.60	1.624	11:00:57.809
6 -	20.606	125.9	36.667	123.1	12.631	106.8	1:09.904 (1)	101.92		11:02:07.713
7 -	20.850	124.9	36.833	122.9	12.313	107.5	1:09.996 (2)	101.78	0.092	11:03:17.709
8 -	20.528	126.3	37.171	122.6	12.560	107.2	1:10.259 (3)	101.40	0.355	11:04:27.968
9 -	21.114	124.9	37.174	122.9	12.325	107.5	1:10.613	100.89	0.709	11:05:38.581

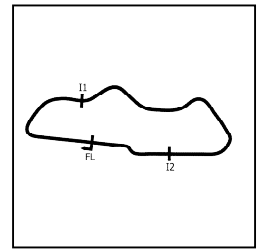
P9 11		Luke BROWNING				Richardson Racing				
IDEAL LAP TIME : 1:09.839		BEST LAP TIME : 1:09.898				DIFFERENCE : 0.059				
LAP	SECTOR 1		SECTOR 2		SECTOR 3		LAP TIME	MPH	DIFF	TIME OF DAY
1 -		127.8	38.608	119.4	12.905	103.8	1:17.667	91.73	7.769	10:55:09.167
2 -	20.921	126.6	37.789	119.8	13.148	105.8	1:11.858	99.14	1.960	10:56:21.025
3 -	20.640	128.8	48.672	72.5	19.356	58.4	1:28.668	80.35	18.770	10:57:49.693
4 -	31.977	58.1	59.471	46.1	24.099	93.3	1:55.547	61.66	45.649	10:59:45.240
5 -	21.543	126.6	37.260	122.2	12.358	107.0	1:11.161	100.12	1.263	11:00:56.401
6 -	20.784	126.3	37.784	122.0	12.393	107.0	1:10.961 (3)	100.40	1.063	11:02:07.362
7 -	20.638	125.2	37.016	122.4	12.244	106.5	1:09.898 (1)	101.92		11:03:17.260
8 -	20.579	126.3	37.432	119.6	12.579	106.0	1:10.590 (2)	100.92	0.692	11:04:27.850
9 -	21.000	124.7	37.716	123.1	12.483	105.6	1:11.199	100.06	1.301	11:05:39.049

Weather / Track : Cloudy / Dry

Donington Park National
Circuit Length = 1.9790 miles
Start: 10:53 Flag 11:05 End: 11:06

2019 F4 British Championship

ROUND 5 - SECTOR ANALYSIS



SECTOR 1 = FL to I1, SECTOR 2 = I1 to I2, SECTOR 3 = I2 to FL, DIFF = Difference To Personal Best Lap, P = Crossed Finish Line in Pit Lane, D = Time Disallowed

P10 18		Reema JUFFALI				Double R				
IDEAL LAP TIME : 1:10.272		BEST LAP TIME : 1:10.457				DIFFERENCE : 0.185				
LAP	SECTOR 1		SECTOR 2		SECTOR 3		LAP TIME	MPH	DIFF	TIME OF DAY
1 -		124.2	38.290	122.4	12.933	103.8	1:18.390	90.88	7.933	10:55:09.890
2 -	21.358	119.1	38.456	118.9	12.560	105.1	1:12.374	98.44	1.917	10:56:22.264
3 -	20.948	124.7	47.787	67.6	19.098	59.2	1:27.833	81.11	17.376	10:57:50.097
4 -	32.142	64.8	59.390	42.9	24.287	91.4	1:55.819	61.51	45.362	10:59:45.916
5 -	21.671	123.8	37.687	120.4	12.856	105.6	1:12.214	98.66	1.757	11:00:58.130
6 -	20.837	124.2	37.368	121.7	12.386	105.6	1:10.591 (2)	100.92	0.134	11:02:08.721
7 -	20.847	124.9	37.049	120.2	12.561	105.8	1:10.457 (1)	101.12		11:03:19.178
8 -	20.886	123.5	37.743	119.4	12.542	103.5	1:11.171 (3)	100.10	0.714	11:04:30.349
9 -	21.182	125.2	37.793	119.6	12.576	105.1	1:11.551	99.57	1.094	11:05:41.900

P11 53		Tommy FOSTER				Arden Motorsport				
IDEAL LAP TIME : 1:08.853		BEST LAP TIME : 1:09.172				DIFFERENCE : 0.319				
LAP	SECTOR 1		SECTOR 2		SECTOR 3		LAP TIME	MPH	DIFF	TIME OF DAY
1 -		125.4	38.345	120.6	12.502	104.8	1:16.639	92.96	7.467	10:55:08.139
2 -	21.183	126.6	37.570	121.3	12.459	106.0	1:11.212	100.04	2.040	10:56:19.351
3 -	21.069	126.6	47.166	74.4	18.878	60.7	1:27.113	81.78	17.941	10:57:46.464
4 -	32.963	70.8	59.915	50.4	25.043	91.1	1:57.921	60.41	48.749	10:59:44.385
5 -	21.237	126.6	37.036	122.9	12.991	105.8	1:11.264	99.97	2.092	11:00:55.649
6 -	20.804	125.6	37.030	120.4	12.977	103.8	1:10.811 (3)	100.61	1.639	11:02:06.460
7 -	20.906	125.4	36.310	123.1	12.465	106.5	1:09.681 (2)	102.24	0.509	11:03:16.141
8 -	20.729	127.3	46.190	120.6	12.111	106.8	1:19.030	90.15	9.858	11:04:35.171
9 -	20.432	125.6	36.362	121.1	12.378	103.0	1:09.172 (1)	102.99		11:05:44.343

P12 55		Carter WILLIAMS				JHR				
IDEAL LAP TIME : 1:08.788		BEST LAP TIME : 1:08.901				DIFFERENCE : 0.113				
LAP	SECTOR 1		SECTOR 2		SECTOR 3		LAP TIME	MPH	DIFF	TIME OF DAY
1 -			37.093	121.7	12.428	103.2	1:14.415	95.74	5.514	10:55:05.915
2 -	21.361		38.355	121.1	12.373	105.5	1:12.089	98.83	3.188	10:56:18.004
3 -	20.608		46.170	82.2	18.958	65.2	1:25.736	83.09	16.835	10:57:43.740
4 -	33.450		1:01.117	48.2	24.953	91.3	1:59.520	59.61	50.619	10:59:43.260
5 -	21.166		36.368	122.2	12.268	105.5	1:09.802 (3)	102.06	0.901	11:00:53.062
6 -	20.460		36.460	122.2	12.277	107.0	1:09.197 (2)	102.96	0.296	11:02:02.259
7 -	20.444		36.284	122.0	12.173	107.2	1:08.901 (1)	103.40		11:03:11.160

Weather / Track : Cloudy / Dry

Donington Park National
 Circuit Length = 1.9790 miles
 Start: 10:53 Flag 11:05 End: 11:06

2019 F4 British Championship

ROUND 5 - BEST SPEEDS

POS	INTERMEDIATE 1			INTERMEDIATE 2			FINISH LINE		
	NO	NAME	MPH	NO	NAME	MPH	NO	NAME	MPH
1	11	BROWNING	128.8	94	ALVAREZ	124.0	43	SKELTON	108.0
2	31	MALONEY	127.8	31	MALONEY	123.3	31	MALONEY	107.7
3	53	FOSTER	127.3	43	SKELTON	123.1	21	TURNEY	107.5
4	94	ALVAREZ	127.0	10	MARTINEZ	123.1	10	MARTINEZ	107.5
5	26	FOSTER	126.8	11	BROWNING	123.1	55	WILLIAMS	107.2
6	10	MARTINEZ	126.3	53	FOSTER	123.1	11	BROWNING	107.0
7	21	TURNEY	125.9	21	TURNEY	122.9	26	FOSTER	106.8
8	18	JUFFALI	125.2	26	FOSTER	122.9	94	ALVAREZ	106.8
9	27	CONNOR	124.9	18	JUFFALI	122.4	53	FOSTER	106.8
10	50	HORSTEN	124.2	55	WILLIAMS	122.2	50	HORSTEN	106.1
11				27	CONNOR	121.5	18	JUFFALI	105.8
12				50	HORSTEN	121.1	27	CONNOR	105.6
13									

Weather / Track : Cloudy / Dry

Results can be found at www.tsl-timing.com

Donington Park National
 Circuit Length = 1.9790 miles
 Start: 10:53 Flag 11:05 End: 11:06

Printed - 11:09 Sunday, 28 April 2019

2019 F4 British Championship

ROUND 5 - BEST SECTORS

SECTOR 1			SECTOR 2			SECTOR 3			IDEAL / BEST COMPARISON						
POS	NO	NAME	TIME	NO	NAME	TIME	NO	NAME	TIME	POS	NO	NAME	IDEAL	BEST	DIFF
													PERFECT LAP	1:08.144	
1	26	FOSTER	20.235	26	FOSTER	35.898	43	SKELTON	12.011	1	26	FOSTER	1:08.286	1:08.543	0.257
2	55	WILLIAMS	20.331	21	TURNEY	36.052	21	TURNEY	12.058	2	21	TURNEY	1:08.488	1:08.614	0.126
3	50	HORSTEN	20.369	50	HORSTEN	36.131	50	HORSTEN	12.079	3	50	HORSTEN	1:08.579	1:08.763	0.184
4	21	TURNEY	20.378	55	WILLIAMS	36.284	53	FOSTER	12.111	4	55	WILLIAMS	1:08.788	1:08.901	0.113
5	43	SKELTON	20.411	53	FOSTER	36.310	26	FOSTER	12.153	5	53	FOSTER	1:08.853	1:09.172	0.319
6	53	FOSTER	20.432	31	MALONEY	36.472	55	WILLIAMS	12.173	6	94	ALVAREZ	1:09.256	1:09.791	0.535
7	94	ALVAREZ	20.461	94	ALVAREZ	36.483	11	BROWNING	12.244	7	43	SKELTON	1:09.263	1:09.597	0.334
8	10	MARTINEZ	20.528	10	MARTINEZ	36.667	31	MALONEY	12.263	8	31	MALONEY	1:09.413	1:09.738	0.325
9	11	BROWNING	20.579	43	SKELTON	36.841	94	ALVAREZ	12.312	9	10	MARTINEZ	1:09.508	1:09.904	0.396
10	27	CONNOR	20.607	27	CONNOR	36.959	10	MARTINEZ	12.313	10	11	BROWNING	1:09.839	1:09.898	0.059
11	31	MALONEY	20.678	11	BROWNING	37.016	18	JUFFALI	12.386	11	27	CONNOR	1:10.018	1:10.110	0.092
12	18	JUFFALI	20.837	18	JUFFALI	37.049	27	CONNOR	12.452	12	18	JUFFALI	1:10.272	1:10.457	0.185

Weather / Track : Cloudy / Dry

Results can be found at www.tsl-timing.com

Donington Park National
 Circuit Length = 1.9790 miles
 Start: 10:53 Flag 11:05 End: 11:06

Printed - 11:09 Sunday, 28 April 2019

2019 F4 British Championship

ROUND 5 - LAP CHART

LAP 1 @ 10:55:05.915			LAP 2 @ 10:56:17.149			LAP 3 @ 10:57:42.024			LAP 4 @ 10:59:42.231			LAP 5 @ 11:00:52.047		
NO	BEHIND	LAP TIME	NO	BEHIND	LAP TIME	NO	BEHIND	LAP TIME	NO	BEHIND	LAP TIME	NO	BEHIND	LAP TIME
55		1:14.415	50		1:11.185	50		1:24.875	50		2:00.207	50		1:09.816
50	0.049	1:14.464	21	0.425	1:10.290	21	0.765	1:25.215	21	0.603	2:00.045	21	0.289	1:09.502
21	1.369	1:15.784	55	0.855	1:12.089	55	1.716	1:25.736	55	1.029	1:59.520	55	1.015	1:09.802
27	1.971	1:16.386	27	1.868	1:11.131	27	2.154	1:25.161	27	1.480	1:59.533	27	3.263	1:11.599
26	2.142	1:16.557	26	2.064	1:11.156	26	3.620	1:26.431	26	1.769	1:58.356	26	3.388	1:11.435
53	2.224	1:16.639	53	2.202	1:11.212	53	4.440	1:27.113	53	2.154	1:57.921	53	3.602	1:11.264
94	2.679	1:17.094	94	2.582	1:11.137	94	5.233	1:27.526	94	2.498	1:57.472	94	3.722	1:11.040
31	2.846	1:17.261	43	3.397	1:11.049	43	5.755	1:27.233	43	2.827	1:57.279	31	3.932	1:10.836
11	3.252	1:17.667	31	3.572	1:11.960	31	7.226	1:28.529	31	2.912	1:55.893	11	4.354	1:11.161
43	3.582	1:17.997	11	3.876	1:11.858	11	7.669	1:28.668	11	3.009	1:55.547	43	4.514	1:11.503
10	3.820	1:18.235	18	5.115	1:12.374	18	8.073	1:27.833	18	3.685	1:55.819	10	5.762	1:11.528
18	3.975	1:18.390	10	47.458	1:54.872	10	44.254	1:21.671	10	4.050	1:20.003	18	6.083	1:12.214

Weather / Track : Cloudy / Dry

2019 F4 British Championship

ROUND 5 - LAP CHART

LAP 6 @ 11:02:01.003			LAP 7 @ 11:03:09.766			LAP 8 @ 11:04:18.696			LAP 9 @ 11:05:27.613		
NO	BEHIND	LAP TIME	NO	BEHIND	LAP TIME	NO	BEHIND	LAP TIME	NO	BEHIND	LAP TIME
50		1:08.956	50		1:08.763	50		1:08.930	50		1:08.917
21	0.577	1:09.244	21	0.582	1:08.768	21	0.266	1:08.614	21	0.389	1:09.040
55	1.256	1:09.197	55	1.394	1:08.901	26	3.148	1:08.648	26	2.787	1:08.556
26	3.650	1:09.218	26	3.430	1:08.543	27	7.597	1:10.534	27	9.142	1:10.462
27	4.646	1:10.339	27	5.993	1:10.110	94	8.130	1:10.914	94	9.313	1:10.100
94	5.118	1:10.352	94	6.146	1:09.791	31	8.263	1:10.633	31	9.470	1:10.124
53	5.457	1:10.811	53	6.375	1:09.681	43	9.024	1:10.972	43	10.398	1:10.291
31	5.585	1:10.609	31	6.560	1:09.738	11	9.154	1:10.590	10	10.968	1:10.613
43	6.148	1:10.590	43	6.982	1:09.597	10	9.272	1:10.259	11	11.436	1:11.199
11	6.359	1:10.961	11	7.494	1:09.898	18	11.653	1:11.171	18	14.287	1:11.551
10	6.710	1:09.904	10	7.943	1:09.996	53	16.475	1:19.030	53	16.730	1:09.172
18	7.718	1:10.591	18	9.412	1:10.457						

Weather / Track : Cloudy / Dry

Results can be found at www.tsl-timing.com

Page 2 of 2

Donington Park National
Circuit Length = 1.9790 miles
Start: 10:53 Flag 11:05 End: 11:06

Printed - 11:09 Sunday, 28 April 2019

2019 F4 British Championship

ROUND 5 - POSITION CHART

No	Name	Lap Pos										
			1	2	3	4	5	6	7	8	9	
50	HORSTEN	1	55	50	50	50	50	50	50	50	50	50
27	CONNOR	2	50	21	21	21	21	21	21	21	21	21
21	TURNERY	3	21	55	55	55	55	55	55	26	26	
55	WILLIAMS	4	27	27	27	27	27	26	26	27	27	
26	FOSTER	5	26	26	26	26	26	27	27	94	94	
94	ALVAREZ	6	53	53	53	53	53	94	94	31	31	
53	FOSTER	7	94	94	94	94	94	53	53	43	43	
31	MALONEY	8	31	43	43	43	31	31	31	11	10	
10	MARTINEZ	9	11	31	31	31	11	43	43	10	11	
11	BROWNING	10	43	11	11	11	43	11	11	18	18	
18	JUFFALI	11	10	18	18	18	10	10	10	53	53	
43	SKELTON	12	18	10	10	10	18	18	18			
7	FARIA	13										

Weather / Track : Cloudy / Dry

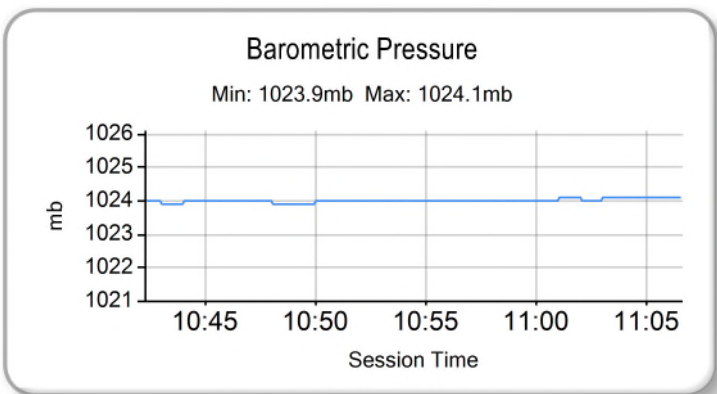
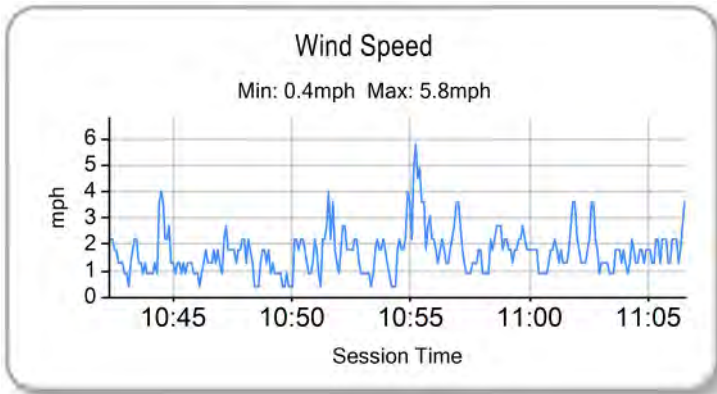
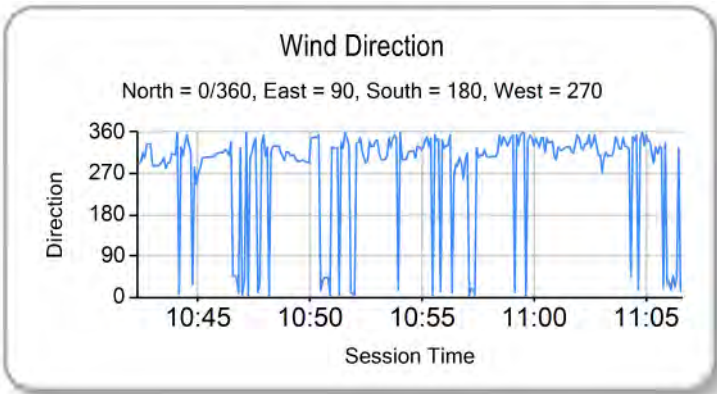
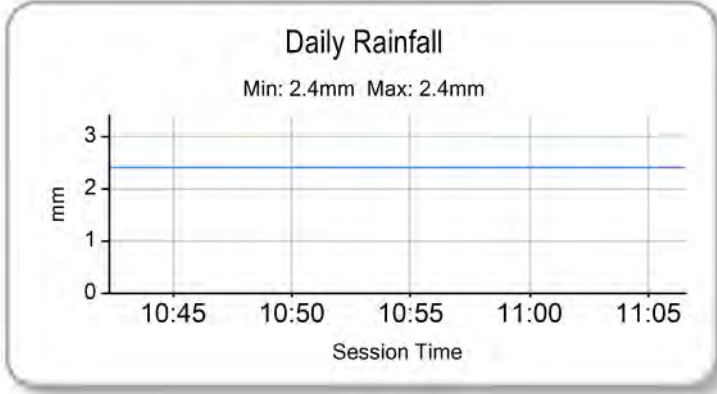
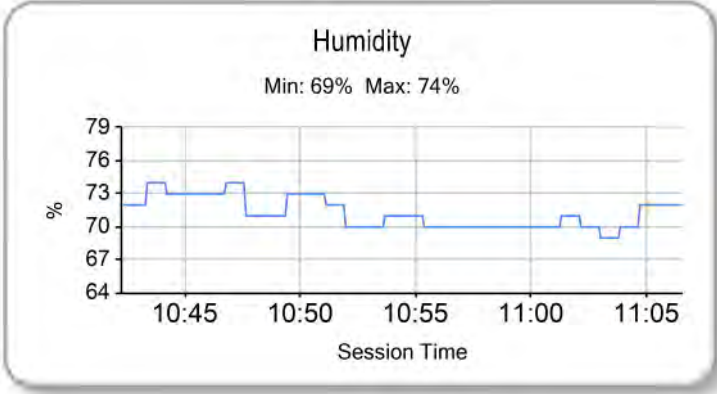
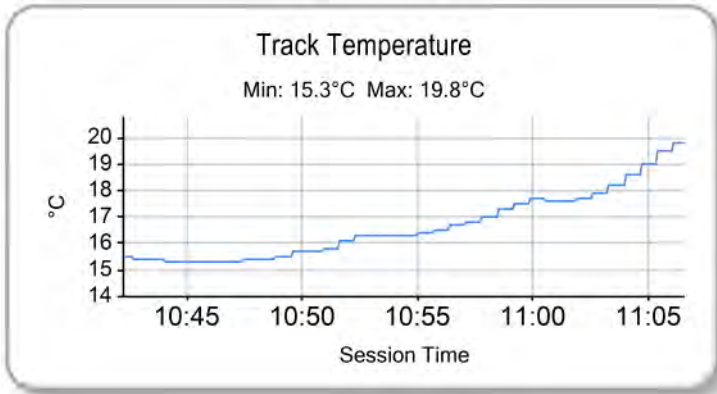
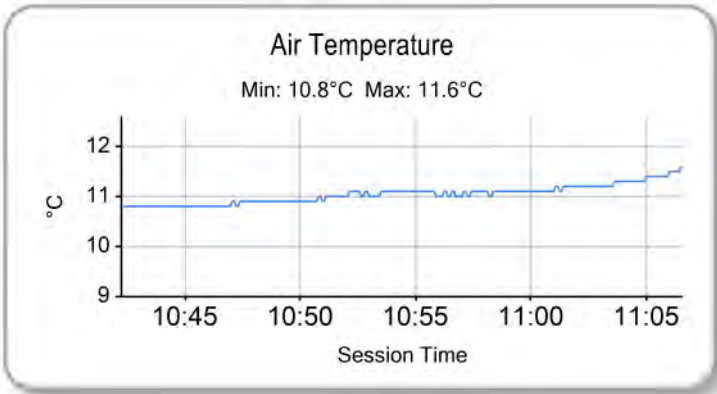
Results can be found at www.tsl-timing.com

Donington Park National
 Circuit Length = 1.9790 miles
 Start: 10:53 Flag 11:05 End: 11:06

Printed - 11:09 Sunday, 28 April 2019

2019 F4 British Championship

ROUND 5 - WEATHER CONDITIONS



Weather / Track : Cloudy / Dry

Results can be found at www.tsl-timing.com

Donington Park National
 Circuit Length = 1.9790 miles
 Start: 10:53 Flag 11:05 End: 11:06

Printed - 11:10 Sunday, 28 April 2019

2019 F4 British Championship

ROUND 5 - STATISTICS

Competitors Started 12
Planned Start 2019-04-28 @ 10:50:00.000
Actual Start 2019-04-28 @ 10:53:51.499
Finish Time 2019-04-28 @ 11:05:27.612
Track Length 1.9790mi.
Total Laps 106
Total Distance Covered 209.7811mi.

Session Fastest Lap History

NO	CL	NAME	LAP TIME	TIME OF DAY	LAP	VEHICLE
50		Bart HORSTEN	1:11.185	10:56:17.187	2	Arden Motorsport
21	R	Joe TURNEY	1:10.290	10:56:17.648	2	Carlin
50		Bart HORSTEN	1:09.816	11:00:52.086	5	Arden Motorsport
21	R	Joe TURNEY	1:09.502	11:00:52.411	5	Carlin
50		Bart HORSTEN	1:08.956	11:02:01.040	6	Arden Motorsport
50		Bart HORSTEN	1:08.763	11:03:09.801	7	Arden Motorsport
26		Louis FOSTER	1:08.543	11:03:13.226	7	Double R

Session Leader History

NO	CL	NAME	FROM LAP	LAPS LED	DISTANCE	VEHICLE
55		Carter WILLIAMS	1	1	1.94 miles	JHR
50		Bart HORSTEN	2	8	15.83 miles	Arden Motorsport

Flag History

TYPE	TIME OF DAY
GREEN	10:53:51.499
SAFETY	10:56:30.410
GREEN	10:59:39.013
FINISH	11:05:27.612

Flag Statistics

TYPE	COUNT	TOTAL LAPS	TOTAL TIME
Green	2	8	9:32.906
Red	0	0	0.000
Safety Car	1	1	3:08.603
FCY	0	0	0.000

Weather / Track : Cloudy / Dry

These results are provisional until the conclusion of any judicial and technical matters.

Donington Park National
Circuit Length = 1.9790 miles
Start: 10:53 Flag 11:05 End: 11:06

Clerk Of Course :	Timekeeper :
-------------------	--------------

2019 F4 British Championship

ROUND 5 - STATISTICS

CLASS :

9 Starters

Fastest Lap History

NO	NAME	LAP TIME	TIME OF DAY	LAP	VEHICLE
50	Bart HORSTEN	1:11.185	10:56:17.187	2	Arden Motorsport
26	Louis FOSTER	1:11.156	10:56:19.241	2	Double R
94	Sebastian ALVAREZ	1:11.137	10:56:19.757	2	Double R
43	Josh SKELTON	1:11.049	10:56:20.547	2	JHR
50	Bart HORSTEN	1:09.816	11:00:52.086	5	Arden Motorsport
55	Carter WILLIAMS	1:09.802	11:00:53.074	5	JHR
50	Bart HORSTEN	1:08.956	11:02:01.040	6	Arden Motorsport
50	Bart HORSTEN	1:08.763	11:03:09.801	7	Arden Motorsport
26	Louis FOSTER	1:08.543	11:03:13.226	7	Double R

Leader History

NO	NAME	FROM LAP	LAPS LED	DISTANCE	VEHICLE
55	Carter WILLIAMS	1	1	1.94 miles	JHR
50	Bart HORSTEN	2	8	15.83 miles	Arden Motorsport

Weather / Track : Cloudy / Dry

These results are provisional until the conclusion of any judicial and technical matters.

Donington Park National
Circuit Length = 1.9790 miles
Start: 10:53 Flag 11:05 End: 11:06

Clerk Of Course :		Timekeeper :
-------------------	--	--------------

2019 F4 British Championship

ROUND 5 - STATISTICS

CLASS : R

3 Starters

Fastest Lap History

NO	NAME	LAP TIME	TIME OF DAY	LAP	VEHICLE
21	Joe TURNEY	1:10.290	10:56:17.648	2	Carlin
21	Joe TURNEY	1:09.502	11:00:52.411	5	Carlin
21	Joe TURNEY	1:09.244	11:02:01.652	6	Carlin
21	Joe TURNEY	1:08.768	11:03:10.418	7	Carlin
21	Joe TURNEY	1:08.614	11:04:19.036	8	Carlin

Leader History

NO	NAME	FROM LAP	LAPS LED	DISTANCE	VEHICLE
21	Joe TURNEY	1	9	17.77 miles	Carlin

Weather / Track : Cloudy / Dry

These results are provisional until the conclusion of any judicial and technical matters.

Donington Park National
Circuit Length = 1.9790 miles
Start: 10:53 Flag 11:05 End: 11:06

Clerk Of Course :		Timekeeper :
-------------------	--	--------------

2019 F4 British Championship

ROUND 6 - CLASSIFICATION

POS	NO	CL	PIC NAME	NAT	ENTRY	LAPS	TIME	GAP	DIFF	MPH	BEST	ON
1	26		1 Louis FOSTER	GBR	Double R	15	20:40.259			86.05	1:08.571	12
2	94		2 Sebastian ALVAREZ	MEX	Double R	15	20:40.897	0.638	0.638	86.01	1:08.739	10
3	11		3 Luke BROWNING	GBR	Richardson Racing	15	20:41.155	0.896	0.258	85.99	1:08.626	14
4	43		4 Josh SKELTON	GBR	JHR	15	20:42.364	2.105	1.209	85.91	1:08.693	15
5	27	R	1 Alex CONNOR	GBR	Arden Motorsport	15	20:43.214	2.955	0.850	85.85	1:08.916	11
6	31	R	2 Zane MALONEY	BAR	Carlin	15	20:44.698	4.439	1.484	85.75	1:08.738	13
7	55		5 Carter WILLIAMS	USA	JHR	15	20:45.012	4.753	0.314	85.72	1:08.743	15
8	50		6 Bart HORSTEN	AUS	Arden Motorsport	15	20:45.499	5.240	0.487	85.69	1:08.589	8
9	10		7 Mariano MARTINEZ	MEX	Fortec Motorsport	15	20:48.832	8.573	3.333	85.46	1:09.534	14
10	7	R	3 Roberto FARIA	BRA	Fortec Motorsport	15	20:50.320	10.061	1.488	85.36	1:09.037	11
11	18		8 Reema JUFFALI	KSA	Double R	15	20:54.798	14.539	4.478	85.06	1:10.274	11

NOT CLASSIFIED

DNF	21	R	Joe TURNEY	GBR	Carlin	14	19:31.070	1 Lap	1 Lap	85.05	1:08.187	11
DNF	53		Tommy FOSTER	GBR	Arden Motorsport	0						

FASTEST LAP

	21	R	Joe TURNEY	GBR	Carlin	11	1:08.187	104.48 mph	168.15 kph			
	26		Louis FOSTER	GBR	Double R	12	1:08.571	103.90 mph	167.21 kph			

Weather / Track : Bright / Dry

These results are provisional until the conclusion of any judicial and technical matters.

Donington Park National
 Circuit Length = 1.9790 miles
 Start: 16:25 Flag 16:46 End: 16:46

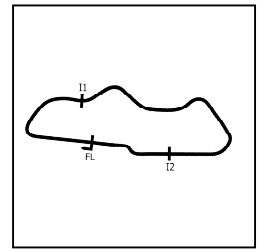
Clerk Of Course :	Timekeeper :
-------------------	--------------

Results can be found at www.tsl-timing.com

Printed - 16:47 Sunday, 28 April 2019

2019 F4 British Championship

ROUND 6 - SECTOR ANALYSIS



SECTOR 1 = FL to I1, SECTOR 2 = I1 to I2, SECTOR 3 = I2 to FL, DIFF = Difference To Personal Best Lap, P = Crossed Finish Line in Pit Lane, D = Time Disallowed

P1 26		Louis FOSTER					Double R				
IDEAL LAP TIME : 1:08.236		BEST LAP TIME : 1:08.571					DIFFERENCE : 0.335				
LAP	SECTOR 1		SECTOR 2		SECTOR 3		LAP TIME	MPH	DIFF	TIME OF DAY	
1 -		122.4		37.172	123.5	12.512	105.0	1:14.625	95.47	6.054	16:26:51.564
2 -	20.795	124.9	51.321	65.0	21.757	54.5	1:33.873	75.89	25.302	16:28:25.437	
3 -	31.980	72.0	56.776	72.6	24.842	50.4	1:53.598	62.71	45.027	16:30:19.035	
4 -	33.556	76.6	57.962	76.5	20.746	60.0	1:52.264	63.46	43.693	16:32:11.299	
5 -	31.195	81.8	58.513	79.7	20.327	72.6	1:50.035	64.74	41.464	16:34:01.334	
6 -	27.902	91.5	1:07.594	95.8	13.071	106.8	1:48.567	65.62	39.996	16:35:49.901	
7 -	20.587	125.4	36.828	124.0	12.410	107.7	1:09.825	102.03	1.254	16:36:59.726	
8 -	20.780	127.0	37.936	122.6	12.257	108.2	1:10.973	100.38	2.402	16:38:10.699	
9 -	20.528	126.6	37.273	123.5	12.166	107.8	1:09.967	101.82	1.396	16:39:20.666	
10 -	20.365	125.9	36.056	124.5	12.163	108.5	1:08.584 (2)	103.88	0.013	16:40:29.250	
11 -	20.469	126.3	37.397	122.6	13.006	104.0	1:10.872	100.52	2.301	16:41:40.122	
12 -	20.700	124.5	35.842	123.8	12.029	108.4	1:08.571 (1)	103.90		16:42:48.693	
13 -	20.545	125.4	37.088	121.3	12.614	105.0	1:10.247	101.42	1.676	16:43:58.940	
14 -	20.491	125.2	36.132	124.2	12.275	105.5	1:08.898 (3)	103.40	0.327	16:45:07.838	
15 -	20.895	124.2	36.197	122.6	12.268	105.3	1:09.360	102.71	0.789	16:46:17.198	

P2 94		Sebastian ALVAREZ					Double R				
IDEAL LAP TIME : 1:08.708		BEST LAP TIME : 1:08.739					DIFFERENCE : 0.031				
LAP	SECTOR 1		SECTOR 2		SECTOR 3		LAP TIME	MPH	DIFF	TIME OF DAY	
1 -		123.3		37.211	121.7	12.554	104.3	1:14.469	95.67	5.730	16:26:51.408
2 -	20.645	124.9	50.477	70.9	21.216	58.9	1:32.338	77.15	23.599	16:28:23.746	
3 -	32.258	72.3	57.086	75.5	24.152	55.6	1:53.496	62.77	44.757	16:30:17.242	
4 -	34.272	68.8	57.910	81.9	20.818	57.4	1:53.000	63.04	44.261	16:32:10.242	
5 -	31.693	84.5	57.791	77.1	20.558	68.6	1:50.042	64.74	41.303	16:34:00.284	
6 -	28.295	83.1	1:07.901	95.8	13.175	105.8	1:49.371	65.14	40.632	16:35:49.655	
7 -	20.567	124.2	36.939	122.0	12.434	106.1	1:09.940	101.86	1.201	16:36:59.595	
8 -	20.805	124.9	37.826	121.5	12.355	106.6	1:10.986	100.36	2.247	16:38:10.581	
9 -	20.553	126.3	37.059	122.2	12.190	106.6	1:09.802	102.06	1.063	16:39:20.383	
10 -	20.443	124.9	36.090	122.9	12.206	106.5	1:08.739 (1)	103.64		16:40:29.122	
11 -	20.472	124.9	37.344	120.9	12.609	103.8	1:10.425	101.16	1.686	16:41:39.547	
12 -	20.492	124.0	36.234	122.6	12.271	106.6	1:08.997 (2)	103.26	0.258	16:42:48.544	
13 -	20.517	124.9	37.195	120.4	12.805	104.0	1:10.517	101.03	1.778	16:43:59.061	
14 -	20.626	126.3	36.130	124.5	12.402	107.2	1:09.158 (3)	103.01	0.419	16:45:08.219	
15 -	20.627	127.0	36.815	122.9	12.175	106.3	1:09.617	102.34	0.878	16:46:17.836	

P3 11		Luke BROWNING					Richardson Racing				
IDEAL LAP TIME : 1:08.496		BEST LAP TIME : 1:08.626					DIFFERENCE : 0.130				
LAP	SECTOR 1		SECTOR 2		SECTOR 3		LAP TIME	MPH	DIFF	TIME OF DAY	
1 -		121.1		37.694	121.7	12.353	106.8	1:15.074	94.90	6.448	16:26:52.013
2 -	20.773	125.4	51.774	62.4	21.779	54.6	1:34.326	75.53	25.700	16:28:26.339	
3 -	31.935	83.7	57.813	67.3	23.567	53.6	1:53.315	62.87	44.689	16:30:19.654	
4 -	34.013	77.6	57.922	72.9	20.698	60.4	1:52.633	63.25	44.007	16:32:12.287	
5 -	31.891	86.4	57.550	60.2	21.249	62.8	1:50.690	64.36	42.064	16:34:02.977	
6 -	27.087	84.2	1:07.220	95.7	13.013	106.3	1:47.320	66.38	38.694	16:35:50.297	
7 -	20.610	125.2	36.624	123.8	12.442	106.8	1:09.676	102.25	1.050	16:36:59.973	
8 -	21.064	125.6	37.686	121.5	12.952	104.2	1:11.702	99.36	3.076	16:38:11.675	
9 -	20.910	124.9	37.200	122.0	12.250	106.3	1:10.360	101.25	1.734	16:39:22.035	
10 -	20.521	125.4	36.084	122.0	12.078	107.0	1:08.683 (2)	103.73	0.057	16:40:30.718	
11 -	20.464	125.6	36.126	120.0	13.034	104.8	1:09.624	102.33	0.998	16:41:40.342	
12 -	21.277	123.8	37.287	120.9	12.395	104.3	1:10.959	100.40	2.333	16:42:51.301	
13 -	20.743	124.2	36.085	122.4	12.095	106.5	1:08.923 (3)	103.37	0.297	16:44:00.224	
14 -	20.479	124.0	35.954	122.2	12.193	106.8	1:08.626 (1)	103.81		16:45:08.850	
15 -	20.515	125.6	36.588	122.6	12.141	107.0	1:09.244	102.89	0.618	16:46:18.094	

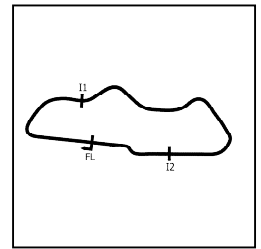
P4 43		Josh SKELTON					JHR				
IDEAL LAP TIME : 1:08.512		BEST LAP TIME : 1:08.693					DIFFERENCE : 0.181				
LAP	SECTOR 1		SECTOR 2		SECTOR 3		LAP TIME	MPH	DIFF	TIME OF DAY	

Weather / Track : Bright / Dry

Donington Park National
Circuit Length = 1.9790 miles
Start: 16:25 Flag 16:46 End: 16:46

2019 F4 British Championship

ROUND 6 - SECTOR ANALYSIS



SECTOR 1 = FL to I1, SECTOR 2 = I1 to I2, SECTOR 3 = I2 to FL, DIFF = Difference To Personal Best Lap, P = Crossed Finish Line in Pit Lane, D = Time Disallowed

LAP	SECTOR 1	SECTOR 2	SECTOR 3	LAP TIME	MPH	DIFF	TIME OF DAY
1 -		37.859	120.9	12.308	106.1	1:15.700	94.11 7.007 16:26:52.639
2 -	20.657	51.972	59.0	21.585	55.1	1:34.214	75.62 25.521 16:28:26.853
3 -	32.121	57.599	67.1	23.720	55.1	1:53.440	62.80 44.747 16:30:20.293
4 -	34.019	57.900	71.3	20.509	60.2	1:52.428	63.37 43.735 16:32:12.721
5 -	32.138	57.477	70.8	21.215	60.9	1:50.830	64.28 42.137 16:34:03.551
6 -	27.286	1:07.022	93.8	12.958	107.0	1:47.266	66.42 38.573 16:35:50.817
7 -	20.528	36.373	123.8	12.381	108.5	1:09.282	102.83 0.589 16:37:00.099
8 -	21.007	37.643	119.4	12.527	105.1	1:11.177	100.09 2.484 16:38:11.276
9 -	20.529	37.055	122.4	12.179	107.7	1:09.763	102.12 1.070 16:39:21.039
10 -	20.533	36.152	122.4	12.063	107.2	1:08.748 (2)	103.63 0.055 16:40:29.787
11 -	20.368	36.841	122.4	13.245	101.9	1:10.454	101.12 1.761 16:41:40.241
12 -	21.361	37.342	120.4	12.656	103.4	1:11.359	99.84 2.666 16:42:51.600
13 -	20.617	36.289	122.6	12.053	107.5	1:08.959 (3)	103.31 0.266 16:44:00.559
14 -	20.600	37.361	121.1	12.090	106.5	1:10.051	101.70 1.358 16:45:10.610
15 -	20.509	36.091	121.5	12.093	106.8	1:08.693 (1)	103.71 16:46:19.303

P5 27 R Alex CONNOR		Arden Motorsport						
IDEAL LAP TIME : 1:08.780		BEST LAP TIME : 1:08.916						
		DIFFERENCE : 0.136						
LAP	SECTOR 1	SECTOR 2	SECTOR 3	LAP TIME	MPH	DIFF	TIME OF DAY	
1 -	124.5	38.486	122.2	12.537	105.1	1:16.943	92.59 8.027 16:26:53.882	
2 -	20.897	123.8	51.573	60.0	21.814	66.1	1:34.284	75.56 25.368 16:28:28.166
3 -	32.340	87.1	57.108	64.8	24.138	50.5	1:53.586	62.72 44.670 16:30:21.752
4 -	33.907	75.3	57.744	66.3	20.829	53.3	1:52.480	63.34 43.564 16:32:14.232
5 -	31.561	84.6	57.518	77.1	22.171	63.6	1:51.250	64.04 42.334 16:34:05.482
6 -	28.817	93.8	1:04.467	94.1	13.232	106.5	1:46.516	66.88 37.600 16:35:51.998
7 -	20.628	124.2	36.852	122.2	12.231	107.0	1:09.711	102.20 0.795 16:37:01.709
8 -	20.641	124.9	36.922	123.3	12.663	106.6	1:10.226	101.45 1.310 16:38:11.935
9 -	21.231	126.6	37.395	123.3	12.581	106.6	1:11.207	100.05 2.291 16:39:23.142
10 -	21.061	124.0	36.987	122.6	12.175	106.5	1:10.223	101.45 1.307 16:40:33.365
11 -	20.397	125.2	36.352	123.1	12.167	106.6	1:08.916 (1)	103.38 16:41:42.281
12 -	20.452	124.7	36.620	122.0	12.795	104.8	1:09.867	101.97 0.951 16:42:52.148
13 -	20.641	125.4	36.504	122.6	12.102	106.8	1:09.247 (3)	102.88 0.331 16:44:01.395
14 -	20.455	124.5	37.179	121.1	12.031	107.5	1:09.665	102.27 0.749 16:45:11.060
15 -	20.433	124.2	36.474	122.2	12.186	106.6	1:09.093 (2)	103.11 0.177 16:46:20.153

P6 31 R Zane MALONEY		Carlin						
IDEAL LAP TIME : 1:08.417		BEST LAP TIME : 1:08.738						
		DIFFERENCE : 0.321						
LAP	SECTOR 1	SECTOR 2	SECTOR 3	LAP TIME	MPH	DIFF	TIME OF DAY	
1 -	125.4	37.931	122.4	12.313	107.0	1:16.305	93.36 7.567 16:26:53.244	
2 -	20.707	125.4	51.923	59.8	21.586	60.0	1:34.216	75.62 25.478 16:28:27.460
3 -	32.564	83.2	57.190	65.8	24.219	50.6	1:53.973	62.51 45.235 16:30:21.433
4 -	33.961	73.1	57.609	69.9	20.966	55.1	1:52.536	63.30 43.798 16:32:13.969
5 -	31.457	88.0	57.449	70.1	22.321	63.6	1:51.227	64.05 42.489 16:34:05.196
6 -	28.511	94.3	1:04.771	94.2	12.750	108.5	1:46.032	67.19 37.294 16:35:51.228
7 -	20.543	125.9	36.286	124.2	12.291	108.9	1:09.120 (3)	103.07 0.382 16:37:00.348
8 -	20.966	126.1	37.595	122.6	12.855	105.3	1:11.416	99.76 2.678 16:38:11.764
9 -	20.948	127.0	37.678	121.1	12.649	104.3	1:11.275	99.95 2.537 16:39:23.039
10 -	20.887	125.9	36.863	123.8	11.888	108.7	1:09.638	102.30 0.900 16:40:32.677
11 -	20.333	126.6	36.290	124.0	12.255	105.6	1:08.878 (2)	103.43 0.140 16:41:41.555
12 -	20.526	127.5	37.033	121.7	12.838	104.2	1:10.397	101.20 1.659 16:42:51.952
13 -	20.613	126.3	36.196	124.0	11.929	108.5	1:08.738 (1)	103.64 16:44:00.690
14 -	20.621	124.7	38.734	116.1	12.283	107.2	1:11.638	99.45 2.900 16:45:12.328
15 -	20.579	126.3	36.454	122.2	12.276	107.0	1:09.309	102.79 0.571 16:46:21.637

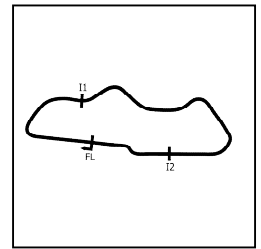
P7 55 Carter WILLIAMS		JHR					
IDEAL LAP TIME : 1:08.633		BEST LAP TIME : 1:08.743					
		DIFFERENCE : 0.110					
LAP	SECTOR 1	SECTOR 2	SECTOR 3	LAP TIME	MPH	DIFF	TIME OF DAY
1 -		38.394	121.7	12.443	106.0	1:17.156	92.33 8.413 16:26:54.095
2 -	20.920	52.201	58.9	22.219	64.5	1:35.340	74.72 26.597 16:28:29.435
3 -	31.966	56.802	62.3	24.285	53.2	1:53.053	63.02 44.310 16:30:22.488
4 -	34.512	57.843	67.4	20.103	55.3	1:52.458	63.35 43.715 16:32:14.946
5 -	31.760	57.221	72.8	22.465	59.2	1:51.446	63.92 42.703 16:34:06.392

Weather / Track : Bright / Dry

Donington Park National
Circuit Length = 1.9790 miles
Start: 16:25 Flag 16:46 End: 16:46

2019 F4 British Championship

ROUND 6 - SECTOR ANALYSIS



SECTOR 1 = FL to I1, SECTOR 2 = I1 to I2, SECTOR 3 = I2 to FL, DIFF = Difference To Personal Best Lap, P = Crossed Finish Line in Pit Lane, D = Time Disallowed

Lap	28.639	1:03.931	93.9	13.383	106.0	1:45.953	67.24	37.210	16:35:52.345
6 -	28.639	1:03.931	93.9	13.383	106.0	1:45.953	67.24	37.210	16:35:52.345
7 -	21.027	37.191	122.6	12.081	108.7	1:10.299	101.34	1.556	16:37:02.644
8 -	20.389	36.771	124.2	12.403	108.0	1:09.563	102.41	0.820	16:38:12.207
9 -	21.142	37.986	123.3	12.031	108.7	1:11.159	100.12	2.416	16:39:23.366
10 -	21.012	39.406	118.5	12.131	107.5	1:12.549	98.20	3.806	16:40:35.915
11 -	20.479	36.524	122.4	12.137	106.8	1:09.140 (3)	103.04	0.397	16:41:45.055
12 -	20.930	36.491	122.4	12.184	106.6	1:09.605	102.35	0.862	16:42:54.660
13 -	20.377	36.336	121.7	12.215	106.8	1:08.928 (2)	103.36	0.185	16:44:03.588
14 -	20.816	36.688	121.7	12.116	108.0	1:09.620	102.33	0.877	16:45:13.208
15 -	20.358	36.446	122.0	11.939	107.8	1:08.743 (1)	103.64		16:46:21.951

P8 50		Bart HORSTEN			Arden Motorsport					
IDEAL LAP TIME : 1:08.422		BEST LAP TIME : 1:08.589			DIFFERENCE : 0.167					
LAP	SECTOR 1		SECTOR 2		SECTOR 3		LAP TIME	MPH	DIFF	TIME OF DAY
1 -		120.9	38.653	119.6	12.831	104.5	1:18.016	91.32	9.427	16:26:54.955
2 -	21.071	125.4	52.649	49.5	22.063	73.1	1:35.783	74.38	27.194	16:28:30.738
3 -	33.903	95.4	55.202	61.1	23.980	54.6	1:53.085	63.00	44.496	16:30:23.823
4 -	36.537	91.5	56.252	68.8	IN PIT		1:53.722	P 62.64	45.133	16:32:17.545
5 -	OUTLAP	124.5	36.523	121.3	14.574	61.3	1:53.268	62.90	44.679	16:34:10.813
6 -	29.292	97.5	1:01.323	97.6	13.089	107.3	1:43.704	68.70	35.115	16:35:54.517
7 -	20.863	125.9	36.983	122.2	12.098	106.6	1:09.944	101.86	1.355	16:37:04.461
8 -	20.352	124.7	36.019	123.8	12.218	107.7	1:08.589 (1)	103.87		16:38:13.050
9 -	21.268	122.2	37.294	123.5	12.109	107.8	1:10.671	100.81	2.082	16:39:23.721
10 -	20.676	123.1	39.628	121.1	12.255	107.5	1:12.559	98.19	3.970	16:40:36.280
11 -	20.443	124.9	36.434	122.9	12.103	107.8	1:08.980	103.28	0.391	16:41:45.260
12 -	20.864	125.4	36.750	122.6	12.109	107.0	1:09.723	102.18	1.134	16:42:54.983
13 -	20.457	124.7	36.300	122.2	12.088	107.3	1:08.845 (3)	103.48	0.256	16:44:03.828
14 -	20.697	124.5	36.928	122.0	12.178	107.3	1:09.803	102.06	1.214	16:45:13.631
15 -	20.478	124.9	36.278	122.6	12.051	107.2	1:08.807 (2)	103.54	0.218	16:46:22.438

P9 10		Mariano MARTINEZ			Fortec Motorsport					
IDEAL LAP TIME : 1:09.408		BEST LAP TIME : 1:09.534			DIFFERENCE : 0.126					
LAP	SECTOR 1		SECTOR 2		SECTOR 3		LAP TIME	MPH	DIFF	TIME OF DAY
1 -		118.9	38.511	121.7	12.887	103.4	1:19.071	90.10	9.537	16:26:56.010
2 -	21.146	124.0	53.602	53.5	22.804	72.3	1:37.552	73.03	28.018	16:28:33.562
3 -	33.048	94.9	55.541	61.9	23.580	55.0	1:52.169	63.51	42.635	16:30:25.731
4 -	37.700	95.7	55.819	71.5	18.119	65.9	1:51.638	63.81	42.104	16:32:17.369
5 -	33.801	108.7	55.858	68.3	21.814	55.7	1:51.473	63.91	41.939	16:34:08.842
6 -	30.318	95.8	1:01.679	96.8	13.494	106.8	1:45.491	67.53	35.957	16:35:54.333
7 -	20.859	124.7	37.492	123.1	12.495	105.5	1:10.846	100.56	1.312	16:37:05.179
8 -	20.559	124.9	37.148	122.4	12.514	105.6	1:10.221	101.46	0.687	16:38:15.400
9 -	20.501	125.4	36.951	122.4	12.444	106.5	1:09.896	101.93	0.362	16:39:25.296
10 -	20.426	126.3	38.830	116.1	12.690	106.5	1:11.946	99.02	2.412	16:40:37.242
11 -	20.692	124.9	36.653	122.0	12.354	106.8	1:09.699 (2)	102.22	0.165	16:41:46.941
12 -	20.447	125.6	36.939	121.7	12.331	106.5	1:09.717 (3)	102.19	0.183	16:42:56.658
13 -	20.564	124.7	36.831	121.3	12.362	105.8	1:09.757	102.13	0.223	16:44:06.415
14 -	20.424	124.9	36.775	121.5	12.335	106.5	1:09.534 (1)	102.46		16:45:15.949
15 -	20.577	124.5	36.895	121.7	12.350	106.3	1:09.822	102.04	0.288	16:46:25.771

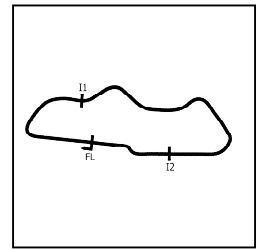
P10 7 R		Roberto FARIA			Fortec Motorsport					
IDEAL LAP TIME : 1:08.858		BEST LAP TIME : 1:09.037			DIFFERENCE : 0.179					
LAP	SECTOR 1		SECTOR 2		SECTOR 3		LAP TIME	MPH	DIFF	TIME OF DAY
1 -		124.7	38.051	122.9	13.079	103.7	1:18.320	90.96	9.283	16:26:55.259
2 -	21.148	124.2	52.720	50.2	22.302	72.3	1:36.170	74.08	27.133	16:28:31.429
3 -	33.674	100.9	55.167	63.4	24.030	61.5	1:52.871	63.12	43.834	16:30:24.300
4 -	36.750	87.2	56.477	69.1	18.506	66.7	1:51.733	63.76	42.696	16:32:16.033
5 -	32.580	104.2	57.071	75.0	21.859	59.5	1:51.510	63.89	42.473	16:34:07.543
6 -	29.734	91.0	1:02.070	97.5	13.497	106.8	1:45.301	67.65	36.264	16:35:52.844
7 -	20.668	125.6	37.813	122.6	12.145	107.5	1:10.626	100.87	1.589	16:37:03.470
8 -	20.347	124.5	36.414	123.3	12.337	107.2	1:09.098 (3)	103.10	0.061	16:38:12.568
9 -	21.244	123.8	36.918	124.5	12.508	107.0	1:10.670	100.81	1.633	16:39:23.238
10 -	21.021	119.6	38.858	120.4	12.282	106.0	1:12.161	98.73	3.124	16:40:35.399

Weather / Track : Bright / Dry

Donington Park National
Circuit Length = 1.9790 miles
Start: 16:25 Flag 16:46 End: 16:46

2019 F4 British Championship

ROUND 6 - SECTOR ANALYSIS



SECTOR 1 = FL to I1, SECTOR 2 = I1 to I2, SECTOR 3 = I2 to FL, DIFF = Difference To Personal Best Lap, P = Crossed Finish Line in Pit Lane, D = Time Disallowed

11 -	20.389	124.0	36.430	121.7	12.218	106.5	1:09.037 (1)	103.20			16:41:44.436
12 -	20.408	123.8	36.436	122.4	12.304	104.8	1:09.148	103.03	0.111		16:42:53.584
13 -	20.412	124.2	36.366	121.7	12.310	105.1	1:09.088 (2)	103.12	0.051		16:44:02.672
14 -	20.427	124.0	40.697	77.3	13.830	104.2	1:14.954	95.05	5.917		16:45:17.626
15 -	20.729	124.7	36.653	121.1	12.251	106.0	1:09.633	102.31	0.596		16:46:27.259

P11 18		Reema JUFFALI				Double R					
IDEAL LAP TIME : 1:10.068		BEST LAP TIME : 1:10.274				DIFFERENCE : 0.206					
LAP	SECTOR 1		SECTOR 2		SECTOR 3		LAP TIME	MPH	DIFF	TIME OF DAY	
1 -		122.6	38.377	121.3	12.918	102.9	1:18.718	90.50	8.444	16:26:55.657	
2 -	21.187	121.7	53.485	57.1	22.694	69.2	1:37.366	73.17	27.092	16:28:33.023	
3 -	33.130	97.5	55.063	62.6	23.937	56.3	1:52.130	63.53	41.856	16:30:25.153	
4 -	36.931	78.2	56.611	66.4	18.162	65.9	1:51.704	63.78	41.430	16:32:16.857	
5 -	33.324	90.6	56.432	69.7	21.791	58.1	1:51.547	63.87	41.273	16:34:08.404	
6 -	29.625	89.5	1:02.344	94.9	13.673	104.3	1:45.642	67.44	35.368	16:35:54.046	
7 -	21.509	121.5	37.414	123.1	12.841	103.5	1:11.764	99.27	1.490	16:37:05.810	
8 -	21.175	122.6	37.053	122.0	12.608	103.0	1:10.836	100.57	0.562	16:38:16.646	
9 -	20.883	124.5	37.390	120.2	12.675	105.0	1:10.948	100.42	0.674	16:39:27.594	
10 -	21.033	124.0	37.098	121.5	12.389	106.0	1:10.520 (3)	101.03	0.246	16:40:38.114	
11 -	20.665	123.3	37.234	120.9	12.375	105.8	1:10.274 (1)	101.38		16:41:48.388	
12 -	20.707	122.6	37.154	120.4	12.500	105.3	1:10.361 (2)	101.25	0.087	16:42:58.749	
13 -	20.777	123.3	37.168	120.4	12.585	105.1	1:10.530	101.01	0.256	16:44:09.279	
14 -	21.104	122.4	37.666	119.8	12.563	105.3	1:11.333	99.87	1.059	16:45:20.612	
15 -	21.203	123.1	37.572	120.4	12.350	105.3	1:11.125	100.17	0.851	16:46:31.737	

P12 21 R		Joe TURNEY				Carlin					
IDEAL LAP TIME : 1:08.060		BEST LAP TIME : 1:08.187				DIFFERENCE : 0.127					
LAP	SECTOR 1		SECTOR 2		SECTOR 3		LAP TIME	MPH	DIFF	TIME OF DAY	
1 -		119.4	38.774	121.1	12.615	104.0	1:17.818	91.55	9.631	16:26:54.757	
2 -	21.062	123.8	52.467	48.6	21.849	63.9	1:35.378	74.69	27.191	16:28:30.135	
3 -	33.595	105.0	55.744	57.7	23.846	48.1	1:53.185	62.94	44.998	16:30:23.320	
4 -	35.850	98.9	56.335	56.4	20.065	63.7	1:52.250	63.47	44.063	16:32:15.570	
5 -	32.127	106.8	56.964	67.9	22.518	58.1	1:51.609	63.83	43.422	16:34:07.179	
6 -	29.246	102.1	1:02.764	94.1	13.283	108.2	1:45.293	67.66	37.106	16:35:52.472	
7 -	20.923	122.4	36.513	123.3	12.005	108.5	1:09.441	102.59	1.254	16:37:01.913	
8 -	20.566	124.0	36.906	124.9	12.705	107.0	1:10.177	101.52	1.990	16:38:12.090	
9 -	20.967	126.1	37.293	121.5	12.595	103.8	1:10.855	100.55	2.668	16:39:22.945	
10 -	20.978	122.9	36.377	122.6	12.064	107.7	1:09.419	102.63	1.232	16:40:32.364	
11 -	20.334	125.4	35.815	123.1	12.038	108.2	1:08.187 (1)	104.48		16:41:40.551	
12 -	20.967	124.2	35.902	122.6	11.911	108.2	1:08.780 (2)	103.58	0.593	16:42:49.331	
13 -	20.488	125.2	36.346	121.7	12.463	103.7	1:09.297 (3)	102.81	1.110	16:43:58.628	
14 -	20.621	123.3	36.191	122.2	12.569	105.1	1:09.381	102.68	1.194	16:45:08.009	

2019 F4 British Championship

ROUND 6 - BEST SPEEDS

POS	INTERMEDIATE 1			INTERMEDIATE 2			FINISH LINE		
	NO	NAME	MPH	NO	NAME	MPH	NO	NAME	MPH
1	31	MALONEY	127.5	21	TURNEY	124.9	31	MALONEY	108.9
2	26	FOSTER	127.0	26	FOSTER	124.5	55	WILLIAMS	108.7
3	94	ALVAREZ	127.0	94	ALVAREZ	124.5	26	FOSTER	108.5
4	27	CONNOR	126.6	7	FARIA	124.5	43	SKELTON	108.5
5	10	MARTINEZ	126.3	31	MALONEY	124.2	21	TURNEY	108.5
6	21	TURNEY	126.1	55	WILLIAMS	124.2	50	HORSTEN	107.8
7	50	HORSTEN	125.9	11	BROWNING	123.8	27	CONNOR	107.5
8	11	BROWNING	125.6	43	SKELTON	123.8	7	FARIA	107.5
9	7	FARIA	125.6	50	HORSTEN	123.8	94	ALVAREZ	107.2
10	53	FOSTER	124.9	27	CONNOR	123.3	11	BROWNING	107.0
11	18	JUFFALI	124.5	10	MARTINEZ	123.1	10	MARTINEZ	106.8
12				18	JUFFALI	123.1	18	JUFFALI	106.0
13				53	FOSTER	122.0			

Weather / Track : Bright / Dry

Results can be found at www.tsl-timing.com

Donington Park National
Circuit Length = 1.9790 miles
Start: 16:25 Flag 16:46 End: 16:46

Printed - 16:49 Sunday, 28 April 2019

2019 F4 British Championship

ROUND 6 - BEST SECTORS

SECTOR 1			SECTOR 2			SECTOR 3			IDEAL / BEST COMPARISON						
POS	NO	NAME	TIME	NO	NAME	TIME	NO	NAME	TIME	POS	NO	NAME	IDEAL	BEST	DIFF
													PERFECT LAP	1:08.036	
1	43	SKELTON	20.528	50	HORSTEN	36.019	21	TURNEY	12.005	1	21	TURNEY	1:08.154	1:08.187	0.033
2	31	MALONEY	20.543	31	MALONEY	36.286	55	WILLIAMS	12.031	2	26	FOSTER	1:08.584	1:08.584	0.000
3	94	ALVAREZ	20.567	43	SKELTON	36.373	50	HORSTEN	12.098	3	31	MALONEY	1:08.507	1:08.878	0.371
4	26	FOSTER	20.587	7	FARIA	36.414	7	FARIA	12.145	4	50	HORSTEN	1:08.469	1:08.589	0.120
5	11	BROWNING	20.610	21	TURNEY	36.513	26	FOSTER	12.166	5	11	BROWNING	1:08.626	1:08.683	0.057
6	27	CONNOR	20.628	11	BROWNING	36.624	43	SKELTON	12.179	6	43	SKELTON	1:08.583	1:08.748	0.165
7	7	FARIA	20.668	55	WILLIAMS	36.771	94	ALVAREZ	12.190	7	55	WILLIAMS	1:08.911	1:09.140	0.229
8	10	MARTINEZ	20.859	26	FOSTER	36.828	27	CONNOR	12.231	8	94	ALVAREZ	1:08.723	1:08.739	0.016
9	50	HORSTEN	20.863	27	CONNOR	36.852	11	BROWNING	12.250	9	27	CONNOR	1:08.916	1:08.916	0.000
10	55	WILLIAMS	20.920	94	ALVAREZ	36.939	31	MALONEY	12.291	10	7	FARIA	1:08.906	1:09.037	0.131
11	21	TURNEY	20.923	18	JUFFALI	37.053	10	MARTINEZ	12.444	11	10	MARTINEZ	1:09.410	1:09.699	0.289
12	18	JUFFALI	21.187	10	MARTINEZ	37.148	18	JUFFALI	12.608	12	18	JUFFALI	1:10.093	1:10.274	0.181
13				53	FOSTER	38.519									

Weather / Track : Bright / Dry

Results can be found at www.tsl-timing.com

Donington Park National
 Circuit Length = 1.9790 miles
 Start: 16:25 Flag 16:46 End: 16:46

Printed - 16:48 Sunday, 28 April 2019

2019 F4 British Championship

ROUND 6 - LAP CHART

LAP 1 @ 16:26:51.408			LAP 2 @ 16:28:23.746			LAP 3 @ 16:30:17.242			LAP 4 @ 16:32:10.242			LAP 5 @ 16:34:00.284		
NO	BEHIND	LAP TIME	NO	BEHIND	LAP TIME	NO	BEHIND	LAP TIME	NO	BEHIND	LAP TIME	NO	BEHIND	LAP TIME
94		1:14.469	94		1:32.338	94		1:53.496	94		1:53.000	94		1:50.042
26	0.156	1:14.625	26	1.691	1:33.873	26	1.793	1:53.598	26	1.057	1:52.264	26	1.050	1:50.035
11	0.605	1:15.074	11	2.593	1:34.326	11	2.412	1:53.315	11	2.045	1:52.633	11	2.693	1:50.690
43	1.231	1:15.700	43	3.107	1:34.214	43	3.051	1:53.440	43	2.479	1:52.428	43	3.267	1:50.830
31	1.836	1:16.305	31	3.714	1:34.216	31	4.191	1:53.973	31	3.727	1:52.536	31	4.912	1:51.227
27	2.474	1:16.943	27	4.420	1:34.284	27	4.510	1:53.586	27	3.990	1:52.480	27	5.198	1:51.250
55	2.687	1:17.156	55	5.689	1:35.340	55	5.246	1:53.053	55	4.704	1:52.458	55	6.108	1:51.446
21	3.349	1:17.818	21	6.389	1:35.378	21	6.078	1:53.185	21	5.328	1:52.250	21	6.895	1:51.609
50	3.547	1:18.016	50	6.992	1:35.783	50	6.581	1:53.085	7	5.791	1:51.733	7	7.259	1:51.510
7	3.851	1:18.320	7	7.683	1:36.170	7	7.058	1:52.871	18	6.615	1:51.704	18	8.120	1:51.547
18	4.249	1:18.718	18	9.277	1:37.366	18	7.911	1:52.130	10	7.127	1:51.638	10	8.558	1:51.473
10	4.602	1:19.071	10	9.816	1:37.552	10	8.489	1:52.169	50	7.303	1:53.722 P	50	10.529	1:53.268
						SC	2 Laps	1:53.004	SC	2 Laps	1:49.860			

Weather / Track : Bright / Dry

2019 F4 British Championship

ROUND 6 - LAP CHART

LAP 6 @ 16:35:49.655			LAP 7 @ 16:36:59.595			LAP 8 @ 16:38:10.581			LAP 9 @ 16:39:20.383			LAP 10 @ 16:40:29.122		
NO	BEHIND	LAP TIME	NO	BEHIND	LAP TIME	NO	BEHIND	LAP TIME	NO	BEHIND	LAP TIME	NO	BEHIND	LAP TIME
94		1:49.371	94		1:09.940	94		1:10.986	94		1:09.802	94		1:08.739
26	0.246	1:48.567	26	0.131	1:09.825	26	0.118	1:10.973	26	0.283	1:09.967	26	0.128	1:08.584
11	0.642	1:47.320	11	0.378	1:09.676	43	0.695	1:11.177	43	0.656	1:09.763	43	0.665	1:08.748
43	1.162	1:47.266	43	0.504	1:09.282	11	1.094	1:11.702	11	1.652	1:10.360	11	1.596	1:08.683
31	1.573	1:46.032	31	0.753	1:09.120	31	1.183	1:11.416	21	2.562	1:10.855	21	3.242	1:09.419
27	2.343	1:46.516	27	2.114	1:09.711	27	1.354	1:10.226	31	2.656	1:11.275	31	3.555	1:09.638
55	2.690	1:45.953	21	2.318	1:09.441	21	1.509	1:10.177	27	2.759	1:11.207	27	4.243	1:10.223
21	2.817	1:45.293	55	3.049	1:10.299	55	1.626	1:09.563	7	2.855	1:10.670	7	6.277	1:12.161
7	3.189	1:45.301	7	3.875	1:10.626	7	1.987	1:09.098	55	2.983	1:11.159	55	6.793	1:12.549
18	4.391	1:45.642	50	4.866	1:09.944	50	2.469	1:08.589	50	3.338	1:10.671	50	7.158	1:12.559
10	4.678	1:45.491	10	5.584	1:10.846	10	4.819	1:10.221	10	4.913	1:09.896	10	8.120	1:11.946
50	4.862	1:43.704	18	6.215	1:11.764	18	6.065	1:10.836	18	7.211	1:10.948	18	8.992	1:10.520

Weather / Track : Bright / Dry

2019 F4 British Championship

ROUND 6 - LAP CHART

LAP 11 @ 16:41:39.547			LAP 12 @ 16:42:48.544			LAP 13 @ 16:43:58.628			LAP 14 @ 16:45:07.838			LAP 15 @ 16:46:17.198		
NO	BEHIND	LAP TIME	NO	BEHIND	LAP TIME	NO	BEHIND	LAP TIME	NO	BEHIND	LAP TIME	NO	BEHIND	LAP TIME
94		1:10.425	94		1:08.997	21		1:09.297	26		1:08.898	26		1:09.360
26	0.575	1:10.872	26	0.149	1:08.571	26	0.312	1:10.247	21	0.171	1:09.381	94	0.638	1:09.617
43	0.694	1:10.454	21	0.787	1:08.780	94	0.433	1:10.517	94	0.381	1:09.158	11	0.896	1:09.244
11	0.795	1:09.624	11	2.757	1:10.959	11	1.596	1:08.923	11	1.012	1:08.626	43	2.105	1:08.693
21	1.004	1:08.187	43	3.056	1:11.359	43	1.931	1:08.959	43	2.772	1:10.051	27	2.955	1:09.093
31	2.008	1:08.878	31	3.408	1:10.397	31	2.062	1:08.738	27	3.222	1:09.665	31	4.439	1:09.309
27	2.734	1:08.916	27	3.604	1:09.867	27	2.767	1:09.247	31	4.490	1:11.638	55	4.753	1:08.743
7	4.889	1:09.037	7	5.040	1:09.148	7	4.044	1:09.088	55	5.370	1:09.620	50	5.240	1:08.807
55	5.508	1:09.140	55	6.116	1:09.605	55	4.960	1:08.928	50	5.793	1:09.803	10	8.573	1:09.822
50	5.713	1:08.980	50	6.439	1:09.723	50	5.200	1:08.845	10	8.111	1:09.534	7	10.061	1:09.633
10	7.394	1:09.699	10	8.114	1:09.717	10	7.787	1:09.757	7	9.788	1:14.954	18	14.539	1:11.125
18	8.841	1:10.274	18	10.205	1:10.361	18	10.651	1:10.530	18	12.774	1:11.333			

Weather / Track : Bright / Dry

Results can be found at www.tsl-timing.com

Page 3 of 3

Donington Park National
 Circuit Length = 1.9790 miles
 Start: 16:25 Flag 16:46 End: 16:46

Printed - 16:49 Sunday, 28 April 2019

2019 F4 British Championship

ROUND 6 - POSITION CHART

No	Name	Lap Pos															
			1	2	3	4	5	6	7	8	9	10	11	12	13	14	15
26	FOSTER	1	94	94	94	94	94	94	94	94	94	94	94	94	21	26	26
94	ALVAREZ	2	26	26	26	26	26	26	26	26	26	26	26	26	26	21	94
53	FOSTER	3	11	11	11	11	11	11	11	43	43	43	43	21	94	94	11
27	CONNOR	4	43	43	43	43	43	43	43	11	11	11	11	11	11	11	43
43	SKELTON	5	31	31	31	31	31	31	31	21	21	21	21	43	43	43	27
31	MALONEY	6	27	27	27	27	27	27	27	27	31	31	31	31	31	27	31
21	TURNERY	7	55	55	55	55	55	55	21	21	27	27	27	27	27	31	55
11	BROWNING	8	21	21	21	21	21	21	55	55	7	7	7	7	7	55	50
55	WILLIAMS	9	50	50	50	7	7	7	7	7	55	55	55	55	55	50	10
50	HORSTEN	10	7	7	7	18	18	18	50	50	50	50	50	50	50	10	7
7	FARIA	11	18	18	18	10	10	10	10	10	10	10	10	10	10	7	18
18	JUFFALI	12	10	10	10	50	50	50	18	18	18	18	18	18	18	18	18
10	MARTINEZ	13	SC	SC													

Weather / Track : Bright / Dry

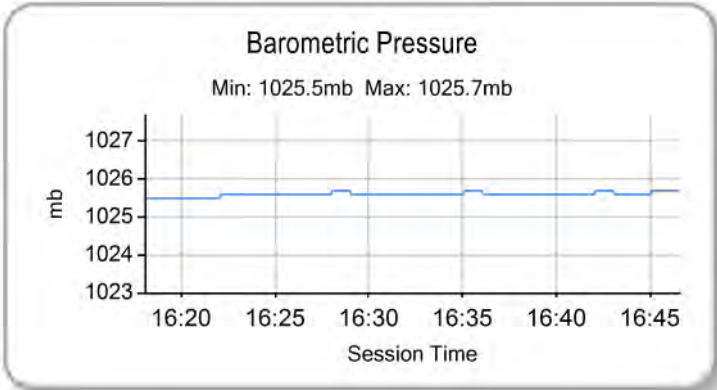
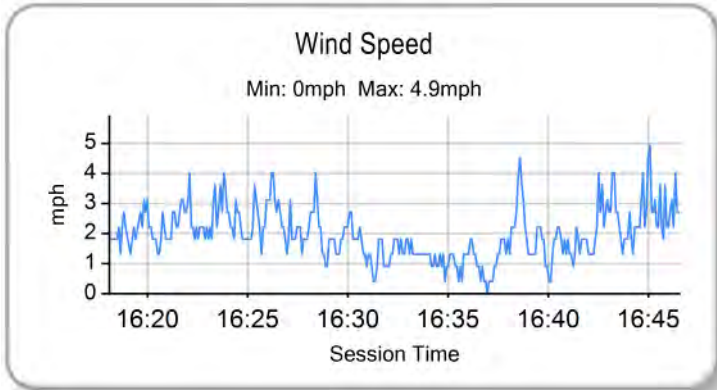
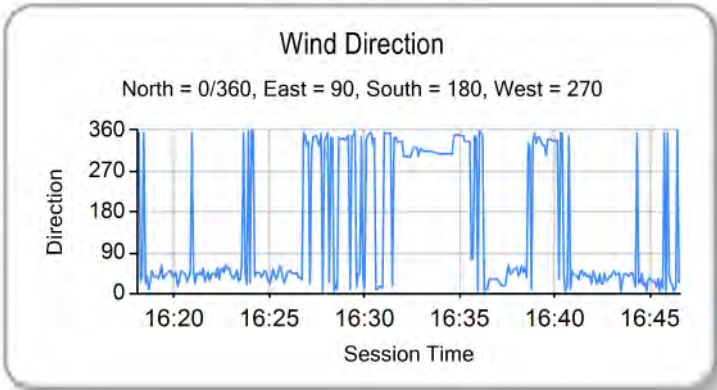
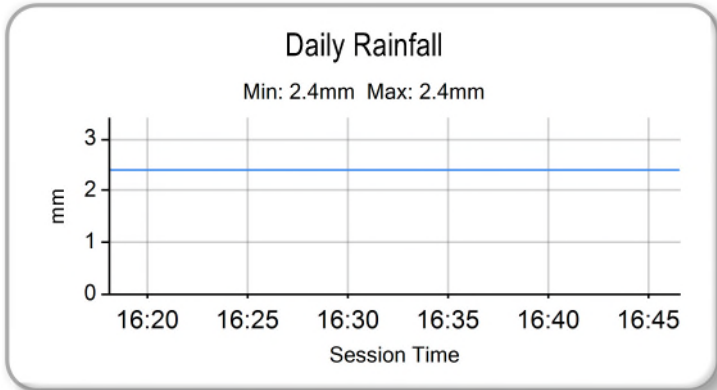
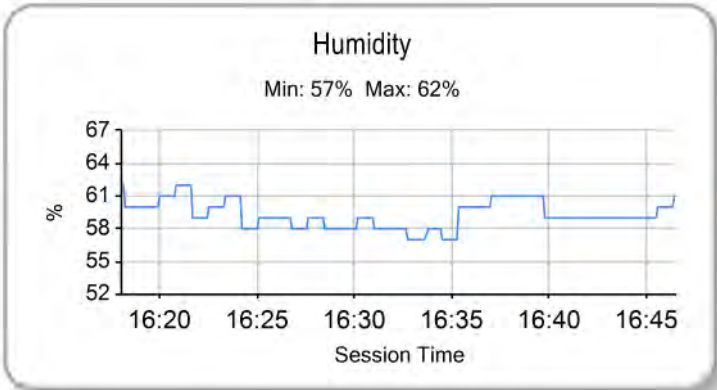
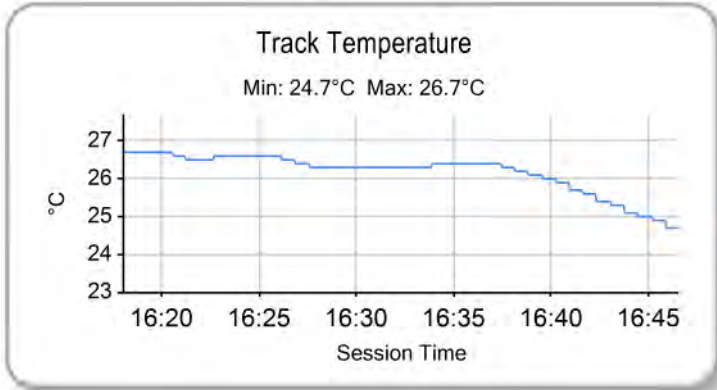
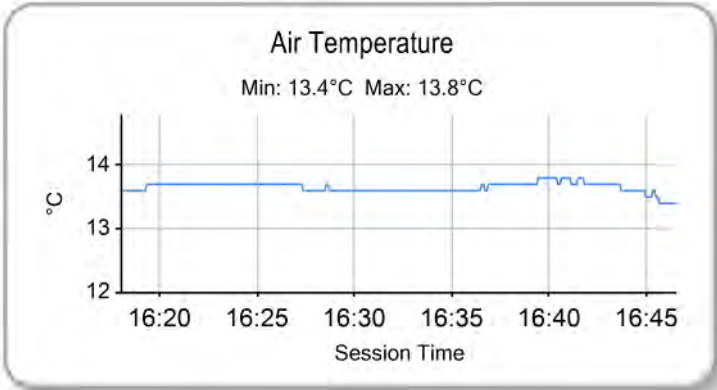
Results can be found at www.tsl-timing.com

Donington Park National
 Circuit Length = 1.9790 miles
 Start: 16:25 Flag 16:46 End: 16:46

Printed - 16:49 Sunday, 28 April 2019

2019 F4 British Championship

ROUND 6 - WEATHER CONDITIONS



Weather / Track : Bright / Dry

Results can be found at www.tsl-timing.com

Donington Park National
 Circuit Length = 1.9790 miles
 Start: 16:25 Flag 16:46 End: 16:46

Printed - 16:50 Sunday, 28 April 2019

2019 F4 British Championship

ROUND 6 - STATISTICS

Competitors Started 13
Planned Start 2019-04-28 @ 16:25:00.000
Actual Start 2019-04-28 @ 16:25:36.938
Finish Time 2019-04-28 @ 16:46:15.735
Track Length 1.9790mi.
Total Laps 181
Total Distance Covered 358.2111mi.

Session Fastest Lap History

NO	CL	NAME	LAP TIME	TIME OF DAY	LAP	VEHICLE
94		Sebastian ALVAREZ	1:32.338	16:28:23.798	2	Double R
94		Sebastian ALVAREZ	1:09.940	16:36:59.622	7	Double R
26		Louis FOSTER	1:09.825	16:36:59.753	7	Double R
11		Luke BROWNING	1:09.676	16:37:00.030	7	Richardson Racing
43		Josh SKELTON	1:09.282	16:37:00.099	7	JHR
31	R	Zane MALONEY	1:09.120	16:37:00.413	7	Carlin
7	R	Roberto FARIA	1:09.098	16:38:12.572	8	Fortec Motorsport
50		Bart HORSTEN	1:08.589	16:38:13.079	8	Arden Motorsport
26		Louis FOSTER	1:08.584	16:40:29.250	10	Double R
21	R	Joe TURNEY	1:08.187	16:41:40.618	11	Carlin

Session Leader History

NO	CL	NAME	FROM LAP	LAPS LED	DISTANCE	VEHICLE
94		Sebastian ALVAREZ	1	12	23.71 miles	Double R
21	R	Joe TURNEY	13	1	1.97 miles	Carlin
26		Louis FOSTER	14	2	3.95 miles	Double R

Flag History

TYPE	TIME OF DAY
GREEN	16:25:36.938
SAFETY	16:27:09.613
GREEN	16:35:47.584
FINISH	16:46:15.735

Flag Statistics

TYPE	COUNT	TOTAL LAPS	TOTAL TIME
Green	2	11	12:19.095
Red	0	0	0.000
Safety Car	1	4	8:37.971
FCY	0	0	0.000

Weather / Track : Bright / Dry

These results are provisional until the conclusion of any judicial and technical matters.

Donington Park National
Circuit Length = 1.9790 miles
Start: 16:25 Flag 16:46 End: 16:46

Clerk Of Course :		Timekeeper :
-------------------	--	--------------

2019 F4 British Championship

ROUND 6 - STATISTICS

CLASS :

9 Starters

Fastest Lap History

NO	NAME	LAP TIME	TIME OF DAY	LAP	VEHICLE
94	Sebastian ALVAREZ	1:32.338	16:28:23.798	2	Double R
94	Sebastian ALVAREZ	1:09.940	16:36:59.622	7	Double R
26	Louis FOSTER	1:09.825	16:36:59.753	7	Double R
11	Luke BROWNING	1:09.676	16:37:00.030	7	Richardson Racing
43	Josh SKELTON	1:09.282	16:37:00.099	7	JHR
50	Bart HORSTEN	1:08.589	16:38:13.079	8	Arden Motorsport
26	Louis FOSTER	1:08.584	16:40:29.250	10	Double R
26	Louis FOSTER	1:08.571	16:42:48.718	12	Double R

Leader History

NO	NAME	FROM LAP	LAPS LED	DISTANCE	VEHICLE
94	Sebastian ALVAREZ	1	12	23.71 miles	Double R
26	Louis FOSTER	13	3	5.93 miles	Double R

Weather / Track : Bright / Dry

These results are provisional until the conclusion of any judicial and technical matters.

Donington Park National
Circuit Length = 1.9790 miles
Start: 16:25 Flag 16:46 End: 16:46

Clerk Of Course :		Timekeeper :
-------------------	--	--------------

2019 F4 British Championship

ROUND 6 - STATISTICS

CLASS : R

4 Starters

Fastest Lap History

NO	NAME	LAP TIME	TIME OF DAY	LAP	VEHICLE
31	Zane MALONEY	1:34.216	16:28:27.460	2	Carlin
31	Zane MALONEY	1:09.120	16:37:00.413	7	Carlin
7	Roberto FARIA	1:09.098	16:38:12.572	8	Fortec Motorsport
21	Joe TURNEY	1:08.187	16:41:40.618	11	Carlin

Leader History

NO	NAME	FROM LAP	LAPS LED	DISTANCE	VEHICLE
31	Zane MALONEY	1	8	15.79 miles	Carlin
21	Joe TURNEY	9	6	11.87 miles	Carlin
27	Alex CONNOR	15	1	1.97 miles	Arden Motorsport

Weather / Track : Bright / Dry

These results are provisional until the conclusion of any judicial and technical matters.

Donington Park National
Circuit Length = 1.9790 miles
Start: 16:25 Flag 16:46 End: 16:46

Clerk Of Course :		Timekeeper :
-------------------	--	--------------