



MILLTEK SPORT CIVIC CUP

BRSCC TCR UK Race Day

Oulton Park Island

8th June 2024



Timing & Results Provided by Timing Solutions Ltd

www.tsl-timing.com



OultonPark

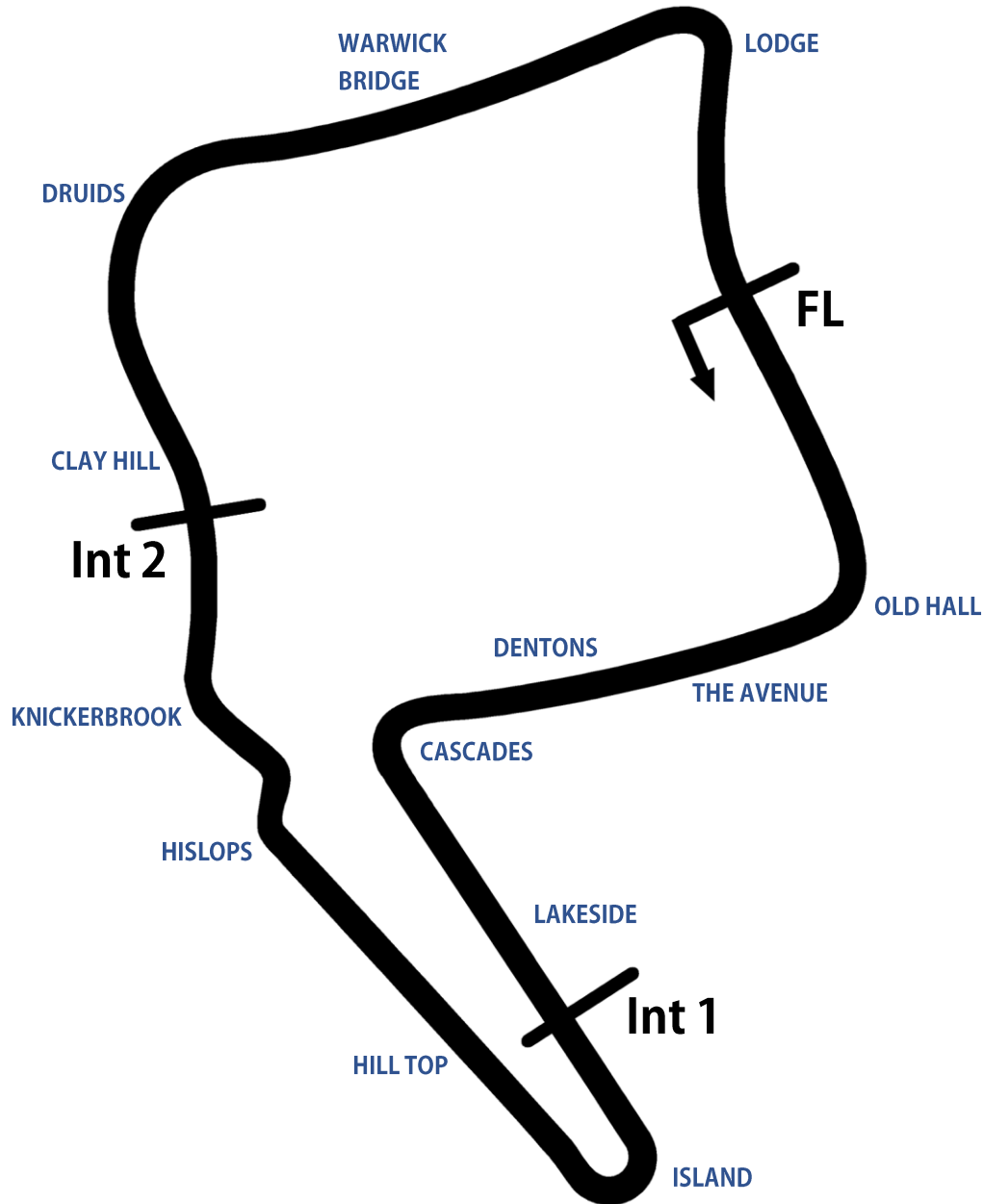
Oulton Park Island Circuit

Little Budworth, Tarporley, Cheshire, UK



SPORTS TIMING

TIMING SOLUTIONS LTD



Length	2.2260 miles 3.582 km 3582.4m		
FL		53.17997 N	2.61294 W
Int 1	1163m	53.17248 N	2.61631 W
Int 2	2316m	53.17830 N	2.62040 W
Pit Entry	3564m	53.18011 N	2.61306 W
Pit Exit	180m after FL	53.17836 N	2.61232 W
Pit Entry - Pit Exit	199m, 14.3s @ 50kph, 11.9s @ 60kph		

BRSCC TCR UK Race Day - Oulton Park
Milltek Sport Civic Cup Championship
QUALIFYING - RACE 1 - CLASSIFICATION



POS	NO	NAME	ENTRY	TIME	ON	LAPS	GAP	DIFF	MPH
1	1	Max EDMUNDSON	Honda Civic EP3 - Area Motorsport	1:35.334	4	7			84.05
2	99	Josh FILES	Honda Civic EP3 - Area Motorsport	1:35.435	4	7	0.101	0.101	83.96
3	22*	Sam KIRKPATRICK	Honda Civic EP3 - Area Motorsport	1:35.502	4	7	0.168	0.067	83.91
4	62*	Liam McGILL	Honda Civic EP3 - Area Motorsport	1:35.545	4	7	0.211	0.043	83.87
5	38	Lewis KENT	Honda Civic EP3 - Area Motorsport	1:35.831	4	7	0.497	0.286	83.62
6	45*	Alistair CAMP	Honda Civic FN2 - Area Motorsport	1:35.890	6	7	0.556	0.059	83.57
7	12*	Spencer STEVENSON	Honda Civic EP3 - BSR - Ben Sharpe Racing	1:36.041	4	6	0.707	0.151	83.43
8	54*	Harvey CATON	Honda Civic EP3 - BSR - Ben Sharpe Racing	1:36.339	5	7	1.005	0.298	83.18
9	42*	Will REDFORD	Honda Civic EP3 - BSR - Ben Sharpe Racing	1:36.349	6	7	1.015	0.010	83.17
10	97	Alex KITE	Honda Civic EP3 - Pro Alloys Racing	1:36.523	7	7	1.189	0.174	83.02
11	98*	Jordan BRENNAN	Honda Civic EP3 - One Day Motorsport	1:36.628	5	7	1.294	0.105	82.93
12	70*	Owen HILLMAN	Honda Civic EP3 - Pro Alloys Racing	1:36.629	5	7	1.295	0.001	82.93
13	73*	Daniel MacDONALD	Honda Civic EP3 - BSR - Ben Sharpe Racing	1:36.669	5	7	1.335	0.040	82.89
14	19	Jack RUDELL	Honda Civic EP3 - MJB Motorsport	1:36.794	6	7	1.460	0.125	82.79
15	86	Daniel PETERS	Honda Civic EP3 - Team Petters Racing	1:36.913	4	7	1.579	0.119	82.68
16	66*	Dave MARSHALL	Honda Civic FN2 - DMR with KA Car Sales	1:37.175	6	6	1.841	0.262	82.46
17	322*	Jamie PETERS	Honda Civic EP3 - Team Petters Racing	1:37.423	6	6	2.089	0.248	82.25
18	92	Wesley SWAIN	Honda Civic FN2 - Pro Alloys Racing	1:37.736	5	7	2.402	0.313	81.99
19	64	Aydan HASSAN	Honda Civic EP3 - Pro Alloys Racing	1:38.183	4	7	2.849	0.447	81.61
20	127*	Scott SMITH	Honda Civic EP3 - DH Racing	1:38.584	6	6	3.250	0.401	81.28
21	495	Mark HUGHES	Honda Civic FN2 - DMR with KA Car Sales	1:39.562	5	5	4.228	0.978	80.48
22	21	Trevor McCONNELL	Honda Civic EP3 - McConnell Motorsport	1:41.347	5	5	6.013	1.785	79.07
23	223*	Garry TOWNSEND	Honda Civic EP3 - Pro Alloys Racing	1:43.329	5	6	7.995	1.982	77.55
24	25	William BUTT	Honda Civic EP3 - Privateer			6			
25	333	Harry ENGLAND	Honda Civic FN2 - Pro Alloys Racing			1			

Comments:

No. 22, 42, 54, 62, 66, 70, 98, 127, 223, 322 - 1 Lap time disallowed; exceeding track limits.

No. 12, 45, 73 - 2 Lap times disallowed; exceeding track limits.

Weather / Track : Cloudy / Drying

Date: 08/06/2024 Start: 10:11 Finish: 10:43

Oulton Park Island: 2.2260 miles

These results are provisional until the conclusion of any judicial and technical matters.

Clerk Of Course: Andy Roberts	Stewards:	Timekeeper: Richard Lomax	
-------------------------------	-----------	---------------------------	--

Results can be found at www.tsl-timing.com

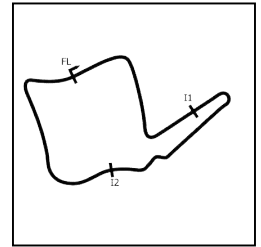
Printed - 11:04 Saturday, 08 June 2024



BRSCC TCR UK Race Day - Oulton Park

Milltek Sport Civic Cup Championship

QUALIFYING - RACE 1 - SECTOR ANALYSIS



SECTOR 1 = FL to I1, SECTOR 2 = I1 to I2, SECTOR 3 = I2 to FL, DIFF = Difference To Personal Best Lap, P = Crossed Finish Line in Pit Lane, D = Time Disallowed

P1		1		Max EDMUNDSON			Honda Civic EP3 - Area Motorsport				
IDEAL LAP TIME :		1:35.311		BEST LAP TIME :		1:35.334		DIFFERENCE : 0.023			
LAP	SECTOR 1	SECTOR 2	SECTOR 3	LAP TIME	MPH	DIFF	TIME OF DAY				
1 -	OUTLAP	101.5	38.587	92.4	32.249	99.2					10:12:50.089
2 -	OUTLAP	107.3	36.869	92.3	31.917	99.4	18:13.259	7.33	16:37.925		10:31:03.348
3 -	OUTLAP	107.8	36.577	93.5	31.397	98.9	7:22.169	18.12	5:46.835		10:38:25.517
4 -		27.832	109.1	36.266	93.9	31.236	99.4	1:35.334 (1)	84.05		10:40:00.851
5 -		27.815	109.4	36.306	93.7	31.230	99.4	1:35.351 (2)	84.04	0.017	10:41:36.202
6 -		29.701	76.2	37.541	93.9	31.271	100.6	1:38.513	81.34	3.179	10:43:14.715
7 -		27.845	109.4	36.322	94.5	31.322	99.4	1:35.489 (3)	83.92	0.155	10:44:50.204

P2		99		Josh FILES			Honda Civic EP3 - Area Motorsport				
IDEAL LAP TIME :		1:35.358		BEST LAP TIME :		1:35.435		DIFFERENCE : 0.077			
LAP	SECTOR 1	SECTOR 2	SECTOR 3	LAP TIME	MPH	DIFF	TIME OF DAY				
1 -	OUTLAP	97.2	39.530	88.8	33.577	98.5					10:13:07.112
2 -	OUTLAP	101.8	38.586	90.3	32.647	98.9	18:09.926	7.35	16:34.491		10:31:17.038
3 -	OUTLAP	105.6	38.478	87.9	32.178	99.5	7:21.666	18.14	5:46.231		10:38:38.704
4 -		27.809	109.1	36.258	93.8	31.368	100.0	1:35.435 (1)	83.96		10:40:14.139
5 -		28.825	94.9	38.043	91.5	32.218	99.8	1:39.086	80.87	3.651	10:41:53.225
6 -		28.038	107.2	36.933	92.4	31.812	100.4	1:36.783 (3)	82.79	1.348	10:43:30.008
7 -		27.732	109.1	36.277	93.8	31.432	100.1	1:35.441 (2)	83.96	0.006	10:45:05.449

P3		22		Sam KIRKPATRICK			Honda Civic EP3 - Area Motorsport				
IDEAL LAP TIME :		1:35.414		BEST LAP TIME :		1:35.502		DIFFERENCE : 0.088			
LAP	SECTOR 1	SECTOR 2	SECTOR 3	LAP TIME	MPH	DIFF	TIME OF DAY				
1 -	OUTLAP	100.1	38.337	92.3	32.122	99.4					10:12:50.886
2 -	OUTLAP	106.3	37.808	93.0	31.485	99.1	18:14.795	7.31	16:39.293		10:31:05.681
3 -	OUTLAP	108.0	36.697	93.7	31.548	99.4	7:20.801	18.17	5:45.299		10:38:26.482
4 -		27.821	108.9	36.449	93.5	31.232	99.8	1:35.502 (1)	83.91		10:40:01.984
5 -		27.779	109.8	36.509	93.4	31.300	99.1	1:35.588 (2)	83.83	0.086	10:41:37.572
6 -		28.070	107.0	36.819	92.9	31.617	99.4	1:36.506 D	83.03	1.004	10:43:14.078
7 -		28.008	108.5	36.524	92.6	32.148	98.2	1:36.680 (3)	82.88	1.178	10:44:50.758

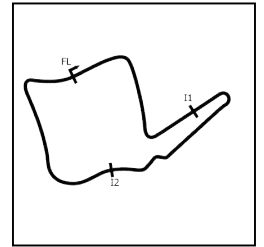
P4		62		Liam McGILL			Honda Civic EP3 - Area Motorsport				
IDEAL LAP TIME :		1:35.301		BEST LAP TIME :		1:35.545		DIFFERENCE : 0.244			
LAP	SECTOR 1	SECTOR 2	SECTOR 3	LAP TIME	MPH	DIFF	TIME OF DAY				
1 -	OUTLAP	104.0	38.270	88.3	32.654	100.0					10:12:54.748
2 -	OUTLAP	107.0	37.029	92.9	31.900	100.4	18:12.628	7.33	16:37.083		10:31:07.376
3 -	OUTLAP	107.5	36.481	93.7	31.863	99.5	7:24.054	18.04	5:48.509		10:38:31.430
4 -		27.737	109.4	36.222	93.7	31.586	99.8	1:35.545 (1)	83.87		10:40:06.975
5 -		27.818	107.7	36.308	93.5	31.342	100.3	1:35.468 D	83.94		10:41:42.443
6 -		27.758	108.5	36.326	94.1	31.462	99.8	1:35.546 (2)	83.87	0.001	10:43:17.989
7 -		27.852	109.1	36.962	84.3	33.339	100.0	1:38.153 (3)	81.64	2.608	10:44:56.142

P5		38		Lewis KENT			Honda Civic EP3 - Area Motorsport				
IDEAL LAP TIME :		1:35.831		BEST LAP TIME :		1:35.831		DIFFERENCE : 0.000			
LAP	SECTOR 1	SECTOR 2	SECTOR 3	LAP TIME	MPH	DIFF	TIME OF DAY				
1 -	OUTLAP	101.0	38.015	91.9	32.210	98.9					10:13:01.858
2 -	OUTLAP	104.3	37.535	92.6	31.777	98.6	18:10.408	7.34	16:34.577		10:31:12.266
3 -	OUTLAP	106.3	36.845	92.9	31.511	99.5	7:22.083	18.12	5:46.252		10:38:34.349
4 -		27.834	108.9	36.567	93.4	31.430	98.8	1:35.831 (1)	83.62		10:40:10.180
5 -		28.897	96.1	37.501	93.0	32.029	99.1	1:38.427	81.41	2.596	10:41:48.607
6 -		28.041	108.2	36.800	92.9	31.684	99.5	1:36.525 (2)	83.02	0.694	10:43:25.132
7 -		28.191	107.8	36.727	93.2	31.864	98.5	1:36.782 (3)	82.80	0.951	10:45:01.914

BRSCC TCR UK Race Day - Oulton Park

Milltek Sport Civic Cup Championship

QUALIFYING - RACE 1 - SECTOR ANALYSIS



SECTOR 1 = FL to I1, SECTOR 2 = I1 to I2, SECTOR 3 = I2 to FL, DIFF = Difference To Personal Best Lap, P = Crossed Finish Line in Pit Lane, D = Time Disallowed

P6 45		Alistair CAMP					Honda Civic FN2 - Area Motorsport			
IDEAL LAP TIME : 1:35.234		BEST LAP TIME : 1:35.890					DIFFERENCE : 0.656			
LAP	SECTOR 1	SECTOR 2		SECTOR 3		LAP TIME	MPH	DIFF	TIME OF DAY	
1 -	OUTLAP	103.7	38.952	91.4	32.457	99.2			10:12:54.015	
2 -	OUTLAP	102.1	38.058	93.9	31.630	100.1	18:12.522	7.33	16:36.632	
3 -	OUTLAP	108.7	36.701	93.8	31.197	100.1	7:21.500	18.15	5:45.610	
4 -	28.216	109.1	36.455	93.3	31.340	99.7	1:36.011 (2)	83.46	0.121	
5 -	27.905	110.5	36.754	93.2	31.240	100.0	1:35.899 D	83.56	0.009	
6 -	28.160	109.4	36.509	93.9	31.221	100.4	1:35.890 (1)	83.57		
7 -	27.821	110.3	36.549	93.5	31.329	99.2	1:35.699 D	83.73		

P7 12		Spencer STEVENSON					Honda Civic EP3 - BSR - Ben Sharpe Racing			
IDEAL LAP TIME : 1:36.041		BEST LAP TIME : 1:36.041					DIFFERENCE : 0.000			
LAP	SECTOR 1	SECTOR 2		SECTOR 3		LAP TIME	MPH	DIFF	TIME OF DAY	
1 -	OUTLAP	96.5	40.614	90.6	33.281	98.3			10:13:29.396	
2 -	OUTLAP	105.8	37.660	90.5	34.517	99.8	18:01.495	7.40	16:25.454	
3 -	OUTLAP	100.4	48.253	88.3	33.644	99.1	7:33.067	17.68	5:57.026	
4 -	28.125	109.6	36.477	93.5	31.439	100.1	1:36.041 (1)	83.43		
5 -	30.109	88.3	41.207	91.1	32.903	99.5	1:44.219 D	76.89	8.178	
6 -	28.509	92.8	39.802	90.8	32.333	84.0	1:40.644 D	79.62	4.603	

P8 54		Harvey CATON					Honda Civic EP3 - BSR - Ben Sharpe Racing			
IDEAL LAP TIME : 1:36.334		BEST LAP TIME : 1:36.339					DIFFERENCE : 0.005			
LAP	SECTOR 1	SECTOR 2		SECTOR 3		LAP TIME	MPH	DIFF	TIME OF DAY	
1 -	OUTLAP	91.0	38.417	88.0	32.814	99.2			10:13:04.179	
2 -	OUTLAP	92.8	37.928	90.8	32.353	99.1	18:10.226	7.35	16:33.887	
3 -	OUTLAP	100.7	37.348	92.5	31.960	99.1	7:22.107	18.12	5:45.768	
4 -	28.119	108.9	36.792	93.0	31.657	99.5	1:36.568 (2)	82.98	0.229	
5 -	27.993	109.8	36.731	94.1	31.615	100.4	1:36.339 (1)	83.18		
6 -	28.134	109.8	36.726	93.8	31.675	100.0	1:36.535 D	83.01	0.196	
7 -	28.241	109.4	36.783	93.8	31.760	100.4	1:36.784 (3)	82.79	0.445	

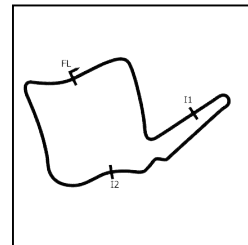
P9 42		Will REDFORD					Honda Civic EP3 - BSR - Ben Sharpe Racing			
IDEAL LAP TIME : 1:36.308		BEST LAP TIME : 1:36.349					DIFFERENCE : 0.041			
LAP	SECTOR 1	SECTOR 2		SECTOR 3		LAP TIME	MPH	DIFF	TIME OF DAY	
1 -	OUTLAP	99.1	41.690	90.3	34.378	98.2			10:13:26.164	
2 -	OUTLAP	100.7	37.739	93.5	33.035	100.7	17:59.976	7.42	16:23.627	
3 -	OUTLAP	105.1	37.212	92.4	31.897	99.1	7:23.965	18.05	5:47.616	
4 -	28.427	108.0	36.913	93.4	31.604	99.1	1:36.944 D	82.66	0.595	
5 -	28.144	108.5	36.815	93.2	31.522	99.7	1:36.481 (2)	83.05	0.132	
6 -	28.094	107.8	36.699	93.4	31.556	99.5	1:36.349 (1)	83.17		
7 -	28.087	108.5	36.862	92.9	31.551	99.7	1:36.500 (3)	83.04	0.151	

P10 97		Alex KITE					Honda Civic EP3 - Pro Alloys Racing			
IDEAL LAP TIME : 1:36.416		BEST LAP TIME : 1:36.523					DIFFERENCE : 0.107			
LAP	SECTOR 1	SECTOR 2		SECTOR 3		LAP TIME	MPH	DIFF	TIME OF DAY	
1 -	OUTLAP	97.5	38.776	89.2	31.877	98.3			10:12:58.410	
2 -	OUTLAP	105.0	37.358	91.0	31.925	98.5	18:10.904	7.34	16:34.381	
3 -	OUTLAP	107.0	37.227	92.3	31.662	98.8	7:23.140	18.08	5:46.617	
4 -	28.165	107.3	36.710	92.3	31.682	98.5	1:36.557 (2)	82.99	0.034	
5 -	30.289	76.4	38.091	91.5	31.635	99.2	1:40.015	80.12	3.492	
6 -	28.431	108.2	37.960	89.9	33.369	99.2	1:39.760 (3)	80.32	3.237	
7 -	28.166	108.4	36.789	91.8	31.568	98.9	1:36.523 (1)	83.02		

BRSCC TCR UK Race Day - Oulton Park

Milltek Sport Civic Cup Championship

QUALIFYING - RACE 1 - SECTOR ANALYSIS



SECTOR 1 = FL to I1, SECTOR 2 = I1 to I2, SECTOR 3 = I2 to FL, DIFF = Difference To Personal Best Lap, P = Crossed Finish Line in Pit Lane, D = Time Disallowed

P11 98		Jordan BRENNAN					Honda Civic EP3 - One Day Motorsport			
IDEAL LAP TIME : 1:36.360		BEST LAP TIME : 1:36.628					DIFFERENCE : 0.268			
LAP	SECTOR 1	SECTOR 2		SECTOR 3		LAP TIME	MPH	DIFF	TIME OF DAY	
1 -	OUTLAP	103.5	38.669	90.4	33.080	96.9			10:13:40.731	
2 -	OUTLAP	104.8	37.875	91.1	33.108	98.3	17:55.346	7.45	16:18.718	
3 -	OUTLAP	101.6	38.403	91.0	36.182	98.6	7:22.170	18.12	5:45.542	
4 -	28.285	109.4	37.126	92.5	32.359	98.6	1:37.770 (3)	81.96	1.142	
5 -	28.165	108.5	36.672	92.1	31.791	99.2	1:36.628 (1)	82.93		
6 -	27.950	109.4	37.416	91.8	31.738	98.3	1:37.104 (2)	82.52	0.476	
7 -	28.057	108.9	36.830	91.6	32.780	97.9	1:37.667 D	82.05	1.039	

P12 70		Owen HILLMAN					Honda Civic EP3 - Pro Alloys Racing			
IDEAL LAP TIME : 1:36.557		BEST LAP TIME : 1:36.629					DIFFERENCE : 0.072			
LAP	SECTOR 1	SECTOR 2		SECTOR 3		LAP TIME	MPH	DIFF	TIME OF DAY	
1 -	OUTLAP	93.2	40.787	88.7	34.808	97.8			10:13:16.348	
2 -	OUTLAP	101.2	38.694	91.5	32.936	98.8	18:08.701	7.36	16:32.072	
3 -	OUTLAP	102.7	38.321	81.9	33.052	100.1	7:26.031	17.96	5:49.402	
4 -	28.835	109.2	36.994	93.8	31.684	100.7	1:37.543 D	82.17	0.884	
5 -	28.037	111.1	37.066	93.8	31.526	101.2	1:36.629 (1)	82.93		
6 -	28.231	108.2	37.095	93.0	31.792	100.0	1:37.118 (3)	82.51	0.489	
7 -	28.186	107.8	37.031	93.4	31.671	100.3	1:36.888 (2)	82.70	0.259	

P13 73		Daniel MacDONALD					Honda Civic EP3 - BSR - Ben Sharpe Racing			
IDEAL LAP TIME : 1:36.308		BEST LAP TIME : 1:36.669					DIFFERENCE : 0.361			
LAP	SECTOR 1	SECTOR 2		SECTOR 3		LAP TIME	MPH	DIFF	TIME OF DAY	
1 -	OUTLAP	93.9	43.092	89.3	34.039	97.3			10:13:13.900	
2 -	OUTLAP	97.9	42.182	91.0	32.717	98.3	18:10.146	7.35	16:33.477	
3 -	OUTLAP	104.0	38.114	91.8	34.013	99.2	7:26.742	17.93	5:50.073	
4 -	28.600	107.8	36.834	93.0	31.775	99.1	1:37.209 (2)	82.43	0.540	
5 -	28.214	108.5	36.738	92.9	31.717	99.1	1:36.669 (1)	82.89		
6 -	28.038	108.9	36.661	92.3	31.655	99.4	1:36.354 D	83.16		
7 -	28.045	108.7	36.814	93.4	31.609	99.2	1:36.468 D	83.07		

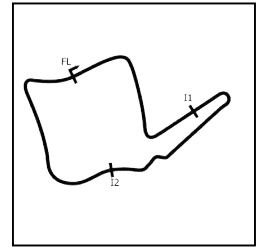
P14 19		Jack RUDELL					Honda Civic EP3 - MJB Motorsport			
IDEAL LAP TIME : 1:36.794		BEST LAP TIME : 1:36.794					DIFFERENCE : 0.000			
LAP	SECTOR 1	SECTOR 2		SECTOR 3		LAP TIME	MPH	DIFF	TIME OF DAY	
1 -	OUTLAP	82.6	39.817	91.8	33.326	98.9			10:13:11.176	
2 -	OUTLAP	90.5	38.530	90.1	33.088	99.5	18:07.494	7.36	16:30.700	
3 -	OUTLAP	94.7	38.231	84.4	32.976	99.2	7:21.545	18.14	5:44.751	
4 -	28.068	107.5	37.012	92.8	32.091	99.4	1:37.171 (3)	82.46	0.377	
5 -	28.059	106.1	37.095	92.4	31.863	100.3	1:37.017 (2)	82.59	0.223	
6 -	28.054	107.8	36.921	93.7	31.819	100.6	1:36.794 (1)	82.79		
7 -	28.146	108.9	37.977	88.0	33.724	95.3	1:39.847	80.25	3.053	

P15 86		Daniel PETTERS					Honda Civic EP3 - Team Petters Racing			
IDEAL LAP TIME : 1:36.575		BEST LAP TIME : 1:36.913					DIFFERENCE : 0.338			
LAP	SECTOR 1	SECTOR 2		SECTOR 3		LAP TIME	MPH	DIFF	TIME OF DAY	
1 -	OUTLAP	96.0	39.371	91.4	34.261	95.7			10:13:39.378	
2 -	OUTLAP	103.0	37.777	91.9	33.916	98.1	17:53.121	7.46	16:16.208	
3 -	OUTLAP	102.9	37.524	92.4	33.444	99.2	7:20.272	18.20	5:43.359	
4 -	28.070	107.8	37.250	91.9	31.593	99.5	1:36.913 (1)	82.68		
5 -	28.260	105.3	37.228	92.3	31.696	100.0	1:37.184 (2)	82.45	0.271	
6 -	28.255	107.2	37.199	92.5	31.866	99.4	1:37.320	82.34	0.407	
7 -	28.223	108.0	36.912	93.0	32.067	99.7	1:37.202 (3)	82.44	0.289	

BRSCC TCR UK Race Day - Oulton Park

Milltek Sport Civic Cup Championship

QUALIFYING - RACE 1 - SECTOR ANALYSIS



SECTOR 1 = FL to I1, SECTOR 2 = I1 to I2, SECTOR 3 = I2 to FL, DIFF = Difference To Personal Best Lap, P = Crossed Finish Line in Pit Lane, D = Time Disallowed

P16 66		Dave MARSHALL					Honda Civic FN2 - DMR with KA Car Sales			
IDEAL LAP TIME : 1:37.058		BEST LAP TIME : 1:37.175					DIFFERENCE : 0.117			
LAP	SECTOR 1	SECTOR 2		SECTOR 3		LAP TIME	MPH	DIFF	TIME OF DAY	
1 -	OUTLAP	92.5	39.431	87.6	32.785	97.5			10:13:15.415	
2 -	OUTLAP	96.5	38.210	91.0	32.198	97.3	18:05.470	7.38	16:28.295	
3 -	OUTLAP	104.8	38.245	90.6	32.059	97.9	7:21.776	18.13	5:44.601	
4 -	28.363	106.5	37.292	91.5	31.808	98.1	1:37.463 (2)	82.22	0.288	
5 -	28.290	107.2	37.010	91.3	31.815	98.5	1:37.115 D	82.51		
6 -	28.247	107.8	37.127	91.6	31.801	98.2	1:37.175 (1)	82.46		
									10:43:34.414	

P17 322		Jamie PETTERS					Honda Civic EP3 - Team Petters Racing			
IDEAL LAP TIME : 1:37.390		BEST LAP TIME : 1:37.423					DIFFERENCE : 0.033			
LAP	SECTOR 1	SECTOR 2		SECTOR 3		LAP TIME	MPH	DIFF	TIME OF DAY	
1 -	OUTLAP	90.5	43.032	78.4	38.198	80.6			10:13:57.520	
2 -	OUTLAP	87.4	40.492	90.3	33.938	95.4	18:18.543	7.29	16:41.120	
3 -	OUTLAP	76.6	40.190	91.0	32.568	98.6	6:59.496	19.10	5:22.073	
4 -	28.673	106.6	37.265	92.0	31.806	97.9	1:37.744 D	81.98	0.321	
5 -	34.413	73.4	45.956	83.3	33.713	98.8	1:54.082 (2)	70.24	16.659	
6 -	28.351	106.6	37.298	92.0	31.774	98.5	1:37.423 (1)	82.25		
									10:44:24.808	

P18 92		Wesley SWAIN					Honda Civic FN2 - Pro Alloys Racing			
IDEAL LAP TIME : 1:37.531		BEST LAP TIME : 1:37.736					DIFFERENCE : 0.205			
LAP	SECTOR 1	SECTOR 2		SECTOR 3		LAP TIME	MPH	DIFF	TIME OF DAY	
1 -	OUTLAP	86.5	39.464	90.8	33.393	99.1			10:13:16.610	
2 -	OUTLAP	94.9	38.462	91.5	32.307	98.3	18:05.343	7.38	16:27.607	
3 -	OUTLAP	104.2	38.111	91.9	32.188	98.8	7:21.304	18.15	5:43.568	
4 -	28.515	108.5	37.506	91.8	31.972	98.8	1:37.993 (3)	81.77	0.257	
5 -	28.358	109.1	37.205	91.5	32.173	98.5	1:37.736 (1)	81.99		
6 -	28.381	107.2	37.599	91.8	32.062	98.1	1:38.042	81.73	0.306	
7 -	28.445	104.0	37.467	91.8	31.968	97.9	1:37.880 (2)	81.87	0.144	
									10:45:14.908	

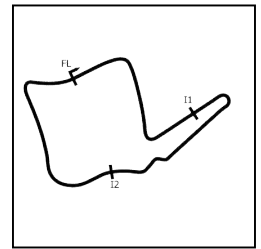
P19 64		Aydan HASSAN					Honda Civic EP3 - Pro Alloys Racing			
IDEAL LAP TIME : 1:38.040		BEST LAP TIME : 1:38.183					DIFFERENCE : 0.143			
LAP	SECTOR 1	SECTOR 2		SECTOR 3		LAP TIME	MPH	DIFF	TIME OF DAY	
1 -	OUTLAP	98.1	41.619	82.2	34.117	98.2			10:13:30.394	
2 -	OUTLAP	97.1	38.427	91.9	32.389	97.9	17:59.090	7.42	16:20.907	
3 -	OUTLAP	99.4	40.019	91.8	32.736	98.2	7:25.094	18.00	5:46.911	
4 -	28.434	106.8	37.544	92.1	32.205	98.5	1:38.183 (1)	81.61		
5 -	28.681	107.3	37.401	92.4	32.260	99.1	1:38.342 (2)	81.48	0.159	
6 -	28.573	107.7	37.879	92.5	33.522	97.9	1:39.974	80.15	1.791	
7 -	28.521	107.5	37.979	91.6	32.509	98.6	1:39.009 (3)	80.93	0.826	
									10:45:30.086	

P20 127		Scott SMITH					Honda Civic EP3 - DH Racing			
IDEAL LAP TIME : 1:38.297		BEST LAP TIME : 1:38.584					DIFFERENCE : 0.287			
LAP	SECTOR 1	SECTOR 2		SECTOR 3		LAP TIME	MPH	DIFF	TIME OF DAY	
1 -	OUTLAP	88.5	42.600	89.9	37.630	92.8			10:13:57.463	
2 -	OUTLAP	90.6	39.914	90.1	33.766	97.8	17:46.942	7.51	16:08.358	
3 -	OUTLAP	101.6	38.418	92.3	33.065	99.4	7:11.660	18.56	5:33.076	
4 -	29.472	105.0	37.701	92.4	33.120	100.3	1:40.293 (2)	79.90	1.709	
5 -	28.568	108.5	37.521	92.1	32.343	99.5	1:38.432 D	81.41		
6 -	28.625	108.5	37.386	91.5	32.573	97.1	1:38.584 (1)	81.28		
									10:43:53.374	

BRSCC TCR UK Race Day - Oulton Park

Milltek Sport Civic Cup Championship

QUALIFYING - RACE 1 - SECTOR ANALYSIS



SECTOR 1 = FL to I1, SECTOR 2 = I1 to I2, SECTOR 3 = I2 to FL, DIFF = Difference To Personal Best Lap, P = Crossed Finish Line in Pit Lane, D = Time Disallowed

P21 495		Mark HUGHES					Honda Civic FN2 - DMR with KA Car Sales			
IDEAL LAP TIME : 1:39.322		BEST LAP TIME : 1:39.562					DIFFERENCE : 0.240			
LAP	SECTOR 1	SECTOR 2		SECTOR 3		LAP TIME	MPH	DIFF	TIME OF DAY	
1 -	OUTLAP	91.9	39.641	91.3	36.818	98.6			10:31:53.325	
2 -	OUTLAP	97.6	42.836	68.7	34.769	99.8	7:15.747	18.39	5:36.185	10:39:09.072
3 -	30.329	106.3	37.653	92.9	33.185	99.7	1:41.167 (3)	79.21	1.605	10:40:50.239
4 -	29.694	105.0	37.900	92.3	32.849	99.7	1:40.443 (2)	79.78	0.881	10:42:30.682
5 -	29.052	106.1	37.893	92.1	32.617	100.1	1:39.562 (1)	80.48		10:44:10.244

P22 21		Trevor McCONNELL					Honda Civic EP3 - McConnell Motorsport			
IDEAL LAP TIME : 1:41.124		BEST LAP TIME : 1:41.347					DIFFERENCE : 0.223			
LAP	SECTOR 1	SECTOR 2		SECTOR 3		LAP TIME	MPH	DIFF	TIME OF DAY	
1 -	OUTLAP	99.5	39.970	90.9	36.307	91.3				10:31:51.567
2 -	OUTLAP	99.8	39.630	91.4	33.527	99.1	7:14.879	18.42	5:33.532	10:39:06.446
3 -	29.696	103.8	40.097	89.7	33.101	97.1	1:42.894 (2)	77.88	1.547	10:40:49.340
4 -	34.909	74.4	38.963	91.3	37.345	81.3	1:51.217 (3)	72.05	9.870	10:42:40.557
5 -	29.493	106.0	38.530	91.1	33.324	97.8	1:41.347 (1)	79.07		10:44:21.904

P23 223		Garry TOWNSEND					Honda Civic EP3 - Pro Alloys Racing			
IDEAL LAP TIME : 1:43.221		BEST LAP TIME : 1:43.329					DIFFERENCE : 0.108			
LAP	SECTOR 1	SECTOR 2		SECTOR 3		LAP TIME	MPH	DIFF	TIME OF DAY	
1 -	OUTLAP	94.1	43.213	87.1	37.143	90.5				10:13:41.933
2 -	OUTLAP	80.3	43.350	86.4	35.805	96.1	18:08.451	7.36	16:25.122	10:31:50.384
3 -	OUTLAP	101.2	41.232	89.1	34.184	97.9	7:15.138	18.41	5:31.809	10:39:05.522
4 -	30.436	106.1	40.656	79.8	34.793	98.5	1:45.885 (2)	75.68	2.556	10:40:51.407
5 -	30.305	103.8	39.027	91.0	33.997	97.8	1:43.329 (1)	77.55		10:42:34.736
6 -	30.197	104.8	39.207	88.8	35.449	97.6	1:44.853 D	76.42	1.524	10:44:19.589

P24 25		William BUTT					Honda Civic EP3 - Privateer			
IDEAL LAP TIME : 1:39.432		BEST LAP TIME :					DIFFERENCE :			
LAP	SECTOR 1	SECTOR 2		SECTOR 3		LAP TIME	MPH	DIFF	TIME OF DAY	
1 -	OUTLAP	88.1	39.993	90.3	33.644	97.8				10:13:19.385
2 -	OUTLAP	100.0	38.561	91.4	32.869	99.4	18:06.401	7.37		10:31:25.786
3 -	OUTLAP	73.1	40.787	92.6	33.170	99.5	7:54.368 D	17.00		10:39:17.154
4 -	29.663	107.3	37.844	91.9	32.629	98.5	1:40.136 D	80.02		10:40:57.290
5 -	29.460	104.5	37.900	93.0	32.528	99.7	1:39.888 D	80.22		10:42:37.178
6 -	29.060	107.0	38.056	92.3	34.121	99.5	1:41.237 D	79.15		10:44:18.415

P25 333		Harry ENGLAND					Honda Civic FN2 - Pro Alloys Racing			
IDEAL LAP TIME :		BEST LAP TIME :					DIFFERENCE :			
LAP	SECTOR 1	SECTOR 2		SECTOR 3		LAP TIME	MPH	DIFF	TIME OF DAY	
1 -	OUTLAP	93.9	41.837	82.0	33.462	98.8				10:13:22.930

BRSCC TCR UK Race Day - Oulton Park

Milltek Sport Civic Cup Championship

QUALIFYING - RACE 1 - BEST SECTORS

SECTOR 1			SECTOR 2			SECTOR 3			IDEAL / BEST COMPARISON						
POS	NO	NAME	TIME	NO	NAME	TIME	NO	NAME	TIME	POS	NO	NAME	IDEAL	BEST	DIFF
													PERFECT LAP	1:35.145	
1	99	FILES	27.732	45	CAMP	36.216	45	CAMP	31.197	1	45	CAMP	1:35.234	1:35.890	0.656
2	62	McGILL	27.737	62	McGILL	36.222	1	EDMUNDSON	31.230	2	62	McGILL	1:35.301	1:35.545	0.244
3	22	KIRKPATRICK	27.770	99	FILES	36.258	22	KIRKPATRICK	31.232	3	1	EDMUNDSON	1:35.311	1:35.334	0.023
4	1	EDMUNDSON	27.815	1	EDMUNDSON	36.266	62	McGILL	31.342	4	99	FILES	1:35.358	1:35.435	0.077
5	45	CAMP	27.821	22	KIRKPATRICK	36.412	99	FILES	31.368	5	22	KIRKPATRICK	1:35.414	1:35.502	0.088
6	38	KENT	27.834	12	STEVENSON	36.477	38	KENT	31.430	6	38	KENT	1:35.831	1:35.831	0.000
7	98	BRENNAN	27.950	38	KENT	36.567	12	STEVENSON	31.439	7	12	STEVENSON	1:36.041	1:36.041	0.000
8	54	CATON	27.993	73	MacDONALD	36.661	42	REDFORD	31.522	8	42	REDFORD	1:36.308	1:36.349	0.041
9	70	HILLMAN	28.037	98	BRENNAN	36.672	70	HILLMAN	31.526	9	73	MacDONALD	1:36.308	1:36.669	0.361
10	73	MacDONALD	28.038	42	REDFORD	36.699	97	KITE	31.568	10	54	CATON	1:36.334	1:36.339	0.005
11	19	RUDELL	28.054	97	KITE	36.710	86	PETTERS	31.593	11	98	BRENNAN	1:36.360	1:36.628	0.268
12	86	PETTERS	28.070	54	CATON	36.726	73	MacDONALD	31.609	12	97	KITE	1:36.416	1:36.523	0.107
13	42	REDFORD	28.087	86	PETTERS	36.912	54	CATON	31.615	13	70	HILLMAN	1:36.557	1:36.629	0.072
14	12	STEVENSON	28.125	19	RUDELL	36.921	98	BRENNAN	31.738	14	86	PETTERS	1:36.575	1:36.913	0.338
15	97	KITE	28.138	70	HILLMAN	36.994	322	PETTERS	31.774	15	19	RUDELL	1:36.794	1:36.794	0.000
16	66	MARSHALL	28.247	66	MARSHALL	37.010	66	MARSHALL	31.801	16	66	MARSHALL	1:37.058	1:37.175	0.117
17	322	PETTERS	28.351	92	SWAIN	37.205	19	RUDELL	31.819	17	322	PETTERS	1:37.390	1:37.423	0.033
18	92	SWAIN	28.358	322	PETTERS	37.265	92	SWAIN	31.968	18	92	SWAIN	1:37.531	1:37.736	0.205
19	64	HASSAN	28.434	127	SMITH	37.386	64	HASSAN	32.205	19	64	HASSAN	1:38.040	1:38.183	0.143
20	127	SMITH	28.568	64	HASSAN	37.401	127	SMITH	32.343	20	127	SMITH	1:38.297	1:38.584	0.287
21	495	HUGHES	29.052	495	HUGHES	37.653	25	BUTT	32.528	21	495	HUGHES	1:39.322	1:39.562	0.240
22	25	BUTT	29.060	25	BUTT	37.844	495	HUGHES	32.617	22	25	BUTT	1:39.432		
23	21	McCONNELL	29.493	21	McCONNELL	38.530	21	McCONNELL	33.101	23	21	McCONNELL	1:41.124	1:41.347	0.223
24	223	TOWNSEND	30.197	223	TOWNSEND	39.027	333	ENGLAND	33.462	24	223	TOWNSEND	1:43.221	1:43.329	0.108
25				333	ENGLAND	41.837	223	TOWNSEND	33.997	25	333	ENGLAND			

BRSCC TCR UK Race Day - Oulton Park

Milltek Sport Civic Cup Championship

QUALIFYING - RACE 1 - BEST SPEEDS

POS	INTERMEDIATE 1			INTERMEDIATE 2			FINISH LINE		
	NO	NAME	MPH	NO	NAME	MPH	NO	NAME	MPH
1	45	CAMP	111.4	1	EDMUNDSON	94.5	70	HILLMAN	101.2
2	70	HILLMAN	111.1	62	McGILL	94.2	42	REDFORD	100.7
3	22	KIRKPATRICK	109.8	45	CAMP	94.1	1	EDMUNDSON	100.6
4	62	McGILL	109.8	54	CATON	94.1	19	RUDELL	100.6
5	54	CATON	109.8	99	FILES	93.8	99	FILES	100.4
6	12	STEVENSON	109.6	22	KIRKPATRICK	93.8	62	McGILL	100.4
7	1	EDMUNDSON	109.4	70	HILLMAN	93.8	45	CAMP	100.4
8	98	BRENNAN	109.4	19	RUDELL	93.7	54	CATON	100.4
9	99	FILES	109.1	12	STEVENSON	93.5	127	SMITH	100.3
10	92	SWAIN	109.1	42	REDFORD	93.5	12	STEVENSON	100.1
11	38	KENT	108.9	38	KENT	93.4	495	HUGHES	100.1
12	73	MacDONALD	108.9	73	MacDONALD	93.4	86	PETTERS	100.0
13	19	RUDELL	108.9	86	PETTERS	93.0	22	KIRKPATRICK	99.8
14	42	REDFORD	108.5	25	BUTT	93.0	25	BUTT	99.7
15	127	SMITH	108.5	495	HUGHES	92.9	38	KENT	99.5
16	97	KITE	108.4	98	BRENNAN	92.5	73	MacDONALD	99.4
17	86	PETTERS	108.0	64	HASSAN	92.5	97	KITE	99.2
18	66	MARSHALL	107.8	127	SMITH	92.4	98	BRENNAN	99.2
19	64	HASSAN	107.7	97	KITE	92.3	92	SWAIN	99.1
20	25	BUTT	107.3	322	PETTERS	92.0	64	HASSAN	99.1
21	322	PETTERS	106.6	92	SWAIN	91.9	21	McCONNELL	99.1
22	495	HUGHES	106.3	66	MARSHALL	91.6	322	PETTERS	98.8
23	223	TOWNSEND	106.1	21	McCONNELL	91.4	333	ENGLAND	98.8
24	21	McCONNELL	106.0	223	TOWNSEND	91.0	66	MARSHALL	98.5
25	333	ENGLAND	93.9	333	ENGLAND	82.0	223	TOWNSEND	98.5

BRSCC TCR UK Race Day - Oulton Park
Milltek Sport Civic Cup Championship
QUALIFYING - RACE 1 - STATISTICS

Competitors Started 25
Planned Start 2024-06-08 @ 10:05:00.000
Actual Start 2024-06-08 @ 10:11:06.809
Finish Time 2024-06-08 @ 10:43:51.672
Track Length 2.2260mi.
Total Laps 159
Total Distance Covered 353.9340mi.

Session Fastest Lap History

NO	NAME	LAP TIME	TIME OF DAY	LAP	VEHICLE
1	Max EDMUNDSON	1:35.334	10:40:00.854	4	Honda Civic EP3

Flag History

TYPE	TIME OF DAY
GREEN	10:11:06.809
RED	10:13:58.491
GREEN	10:29:23.234
RED	10:32:23.804
GREEN	10:36:49.274
FINISH	10:43:51.672

Flag Statistics

TYPE	COUNT	TOTAL LAPS	TOTAL TIME
Green	3	7	18:22.064
Red	2	0	19:50.212
Safety Car	0	0	0.000
FCY	0	0	0.000


BRSCC TCR UK Race Day - Oulton Park
Milltek Sport Civic Cup Championship
RACE 1 - GRID (15 minutes)



ROW 13	25	333 Harry ENGLAND		24	25 William BUTT
		1:43.329			1:41.347
ROW 12	23	223 Garry TOWNSEND		22	21 Trevor McCONNELL
		1:39.562			1:38.584
ROW 11	21	495 Mark HUGHES		20	127 Scott SMITH
		1:38.183			1:37.736
ROW 10	19	64 Aydan HASSAN		18	92 Wesley SWAIN
		1:37.423			1:37.175
ROW 9	17	322 Jamie PETERS		16	66 Dave MARSHALL
		1:36.913			1:36.794
ROW 8	15	86 Daniel PETERS		14	19 Jack RUDELL
		1:36.669			1:36.629
ROW 7	13	73 Daniel MacDONALD		12	70 Owen HILLMAN
		1:36.628			1:36.523
ROW 6	11	98 Jordan BRENNAN		10	97 Alex KITE
		1:36.349			1:36.339
ROW 5	9	42 Will REDFORD		8	54 Harvey CATON
		1:36.041			1:35.890
ROW 4	7	12 Spencer STEVENSON		6	45 Alistair CAMP
		1:35.831			1:35.545
ROW 3	5	38 Lewis KENT		4	62 Liam MCGILL
		1:35.502			1:35.435
ROW 2	3	22 Sam KIRKPATRICK		2	99 Josh FILES
		1:35.334			
ROW 1	1	1 Max EDMUNDSON			
		Pole			

These results are provisional until the conclusion of any judicial and technical matters.

Oulton Park Island: 2.2260 miles

Clerk Of Course: Andy Roberts	Stewards:	Timekeeper: Richard Lomax	
-------------------------------	-----------	---------------------------	---

Results can be found at www.tsl-timing.com

Printed - 11:06 Saturday, 08 June 2024



BRSCC TCR UK Race Day - Oulton Park
Milltek Sport Civic Cup Championship
RACE 1 - CLASSIFICATION - AMENDED
Race Distance: 8 Laps / 17.80 miles



POS	NO	NAME	ENTRY	LAPS	TIME	GAP	DIFF	MPH	BEST	ON	GRD	↑↓
1	1	Max EDMUNDSON	Honda Civic EP3 - Area Motorsport	8	12:55.211			82.69	1:35.676	5	1	0
2	99	Josh FILES	Honda Civic EP3 - Area Motorsport	8	12:59.074	3.863	3.863	82.28	1:35.617	5	2	0
3	38	Lewis KENT	Honda Civic EP3 - Area Motorsport	8	13:00.670	5.459	1.596	82.12	1:36.341	6	5	2
4	12	Spencer STEVENSON	Honda Civic EP3 - BSR - Ben Sharpe Racing	8	13:02.641	7.430	1.971	81.91	1:36.028	3	7	3
5	45	Alistair CAMP	Honda Civic FN2 - Area Motorsport	8	13:03.040	7.829	0.399	81.87	1:35.247	5	6	1
6	62	Liam MCGILL	Honda Civic EP3 - Area Motorsport	8	13:03.580	8.369	0.540	81.81	1:35.825	5	4	-2
7	42	Will REDFORD	Honda Civic EP3 - BSR - Ben Sharpe Racing	8	13:04.704	9.493	1.124	81.69	1:36.240	5	9	2
8	54	Harvey CATON	Honda Civic EP3 - BSR - Ben Sharpe Racing	8	13:05.658	10.447	0.954	81.59	1:36.318	4	8	0
9	97	Alex KITE	Honda Civic EP3 - Pro Alloys Racing	8	13:11.570	16.359	5.912	80.98	1:37.041	5	10	1
10	73	Daniel MacDONALD	Honda Civic EP3 - BSR - Ben Sharpe Racing	8	13:14.439	19.228	2.869	80.69	1:36.650	5	13	3
11	98	Jordan BRENNAN	Honda Civic EP3 - One Day Motorsport	8	13:16.628	21.417	2.189	80.47	1:37.017	5	11	0
12	92	Wesley SWAIN	Honda Civic FN2 - Pro Alloys Racing	8	13:17.587	22.376	0.959	80.37	1:37.436	6	18	6
13	322	Jamie PETERS	Honda Civic EP3 - Team Petters Racing	8	13:21.935	26.724	4.348	79.94	1:37.620	5	17	4
14	25	William BUTT	Honda Civic EP3 - Privateer	8	13:22.510	27.299	0.575	79.88	1:37.987	5	24	10
15	64	Aydan HASSAN	Honda Civic EP3 - Pro Alloys Racing	8	13:22.990	27.779	0.480	79.83	1:37.796	4	19	4
16	22	Sam KIRKPATRICK	Honda Civic EP3 - Area Motorsport	8	13:23.622	28.411	0.632	79.77	1:35.669	3	3	-13
17	495	Mark HUGHES	Honda Civic FN2 - DMR with KA Car Sales	8	13:34.921	39.710	11.299	78.66	1:39.142	8	21	4
18	19	Jack RUDELL	Honda Civic EP3 - MJB Motorsport	8	13:36.158	40.947	1.237	78.54	1:37.243	3	14	-4
19	21	Trevor McCONNELL	Honda Civic EP3 - McConnell Motorsport	8	13:49.602	54.391	13.444	77.27	1:40.603	5	22	3
20	223	Garry TOWNSEND	Honda Civic EP3 - Pro Alloys Racing	8	14:01.084	1:05.873	11.482	76.22	1:41.902	8	23	3

NOT CLASSIFIED

DNF	66	Dave MARSHALL	Honda Civic FN2 - DMR with KA Car Sales	8	13:27.619	32.408		79.38	1:36.589	5	16	
DNF	333	Harry ENGLAND	Honda Civic FN2 - Pro Alloys Racing	6	10:17.018	2 Laps	2 Laps	77.92	1:37.024	3	25	
DNF	70	Owen HILLMAN	Honda Civic EP3 - Pro Alloys Racing	5	9:01.522	3 Laps	1 Lap	73.99	1:37.121	2	12	
DNF	86	Daniel PETERS	Honda Civic EP3 - Team Petters Racing	2	3:48.970	6 Laps	3 Laps	69.99	1:49.015	1	15	
DNF	127	Scott SMITH	Honda Civic EP3 - DH Racing	1	2:07.981	7 Laps	1 Lap	62.61			20	

FASTEST LAP

45	Alistair CAMP	Honda Civic FN2 - Area Motorsport	5	1:35.247		84.13 mph	135.40 kph
----	---------------	-----------------------------------	---	----------	--	-----------	------------

Comments:

Car 62 reinstated in the results. Found to have been running at the time of the red flag

Red Flag (end of session): 12:10

Weather / Track : Cloudy / Dry

Date: 08/06/2024 Start: 11:55 Finish: 12:08

Oulton Park Island: 2.2260 miles

These results are provisional until the conclusion of any judicial and technical matters.

Clerk Of Course: Andy Roberts	Stewards:	Timekeeper: Richard Lomax	
-------------------------------	-----------	---------------------------	--

Results can be found at www.tsl-timing.com

Printed - 14:12 Saturday, 08 June 2024



BRSCC TCR UK Race Day - Oulton Park

Milltek Sport Civic Cup Championship

RACE 1 - LAP CHART

LAP 1 @ 11:57:06.638			LAP 2 @ 11:58:42.789			LAP 3 @ 12:00:18.902			LAP 4 @ 12:01:55.660			LAP 5 @ 12:03:31.277		
NO	BEHIND	LAP TIME	NO	BEHIND	LAP TIME	NO	BEHIND	LAP TIME	NO	BEHIND	LAP TIME	NO	BEHIND	LAP TIME
99		1:41.980	99		1:36.151	99		1:36.113	99		1:36.758	99		1:35.617
1	0.264	1:42.244	1	0.260	1:36.147	1	0.221	1:36.074	1	0.324	1:36.861	1	0.383	1:35.676
38	1.598	1:43.578	38	2.243	1:36.796	38	2.888	1:36.758	38	2.789	1:36.659	38	3.899	1:36.727
22	4.595	1:46.575	22	4.426	1:35.982	22	3.982	1:35.669	22	3.382	1:36.158	22	4.276	1:36.511
12	4.835	1:46.815	12	4.984	1:36.300	12	4.899	1:36.028	12	4.329	1:36.188	12	4.883	1:36.171
62	5.301	1:47.281	62	5.717	1:36.567	62	5.879	1:36.275	45	5.683	1:36.520	45	5.313	1:35.247
45	5.419	1:47.399	45	5.930	1:36.662	45	5.921	1:36.104	62	6.438	1:37.317	62	6.646	1:35.825
42	5.715	1:47.695	42	6.554	1:36.990	42	6.906	1:36.465	42	6.719	1:36.571	42	7.342	1:36.240
98	6.307	1:48.287	54	7.152	1:36.950	54	7.605	1:36.566	54	7.165	1:36.318	54	7.968	1:36.420
54	6.353	1:48.333	98	8.038	1:37.882	97	9.585	1:37.426	97	9.929	1:37.102	97	11.353	1:37.041
97	6.577	1:48.557	97	8.272	1:37.846	70	9.752	1:37.182	66	10.749	1:37.077	66	11.721	1:36.589
86	7.035	1:49.015	70	8.683	1:37.121	66	10.430	1:37.123	98	12.130	1:37.295	98	13.530	1:37.017
70	7.713	1:49.693	66	9.420	1:37.622	98	11.593	1:39.668	73	12.688	1:37.412	73	13.721	1:36.650
66	7.949	1:49.929	73	11.031	1:37.662	73	12.034	1:37.116	70	13.983	1:40.989	92	17.896	1:37.487
92	8.842	1:50.822	19	11.833	1:38.492	19	12.963	1:37.243	92	16.026	1:38.453	333	18.420	1:37.700
19	9.492	1:51.472	92	12.050	1:39.359	322	14.253	1:38.149	333	16.337	1:38.012	322	18.870	1:37.620
73	9.520	1:51.500	322	12.217	1:38.575	92	14.331	1:38.394	322	16.867	1:39.372	25	20.257	1:37.987
322	9.793	1:51.773	333	14.172	1:38.873	333	15.083	1:37.024	25	17.887	1:38.194	64	20.953	1:37.803
64	10.296	1:52.276	25	14.314	1:39.785	25	16.451	1:38.250	64	18.767	1:37.796	495	28.839	1:39.730
25	10.680	1:52.660	64	15.059	1:40.914	64	17.729	1:38.783	495	24.726	1:39.993	19	35.744	1:37.866
333	11.450	1:53.430	495	17.071	1:41.002	495	21.491	1:40.533	21	31.559	1:41.963	21	36.545	1:40.603
495	12.220	1:54.200	21	20.097	1:43.381	21	26.354	1:42.370	19	33.495	1:57.290	223	47.951	1:44.016
21	12.867	1:54.847	223	24.274	1:44.467	223	32.211	1:44.050	223	39.552	1:44.099	70	54.903	2:16.537 P
223	15.958	1:57.938	86	30.839	1:59.955 P									
127	26.001	2:07.981 P												

BRSCC TCR UK Race Day - Oulton Park

Milltek Sport Civic Cup Championship

RACE 1 - LAP CHART

LAP 6 @ 12:05:07.694			LAP 7 @ 12:06:43.677			LAP 8 @ 12:08:19.869		
NO	BEHIND	LAP TIME	NO	BEHIND	LAP TIME	NO	BEHIND	LAP TIME
1		1:36.034	1		1:35.983	1		1:36.192
99	2.458	1:38.875	99	3.378	1:36.903	99	3.863	1:36.677
38	3.823	1:36.341	38	4.788	1:36.948	38	5.459	1:36.863
22	4.502	1:36.643	12	6.905	1:37.438	12	7.430	1:36.717
45	5.093	1:36.197	45	7.906	1:38.796	45	7.829	1:36.115
12	5.450	1:36.984	62	8.172	1:37.882	62	8.369	1:36.389
62	6.273	1:36.044	42	8.861	1:37.317	42	9.493	1:36.824
42	7.527	1:36.602	54	9.553	1:36.994	54	10.447	1:37.086
54	8.542	1:36.991	97	15.481	1:38.475	97	16.359	1:37.070
66	12.612	1:37.308	66	15.527	1:38.898	73	19.228	1:37.950
97	12.989	1:38.053	73	17.470	1:38.720	98	21.417	1:39.278
98	14.470	1:37.357	98	18.331	1:39.844	92	22.376	1:37.866
73	14.733	1:37.429	92	20.702	1:37.770	322	26.724	1:40.156
92	18.915	1:37.436	322	22.760	1:38.147	25	27.299	1:38.925
322	20.596	1:38.143	25	24.566	1:38.662	64	27.779	1:38.684
25	21.887	1:38.047	64	25.287	1:38.548	22	28.411	1:36.645
64	22.722	1:38.186	22	27.958	1:59.439	66	32.408	1:53.073 P
495	32.555	1:40.133	495	36.760	1:40.188	495	39.710	1:39.142
333	33.982	1:51.979 P	19	39.270	1:38.381	19	40.947	1:37.869
19	36.872	1:37.545	21	48.797	1:42.752	21	54.391	1:41.786
21	42.028	1:41.900	223	1:00.163	1:42.095	223	1:05.873	1:41.902
223	54.051	1:42.517						

BRSCC TCR UK Race Day - Oulton Park

Milltek Sport Civic Cup Championship

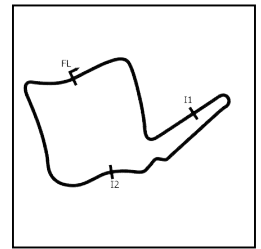
RACE 1 - POSITION CHART

No	Name	Lap Pos									
			1	2	3	4	5	6	7	8	
1	EDMUNDSON	1	99	99	99	99	99	99	1	1	1
99	FILES	2	1	1	1	1	1	1	99	99	99
22	KIRKPATRICK	3	38	38	38	38	38	38	38	38	38
62	McGILL	4	22	22	22	22	22	22	22	12	12
38	KENT	5	12	12	12	12	12	12	45	45	45
45	CAMP	6	62	62	62	45	45	45	12	62	62
12	STEVENSON	7	45	45	45	62	62	62	62	42	42
54	CATON	8	42	42	42	42	42	42	42	54	54
42	REDFORD	9	98	54	54	54	54	54	54	97	97
97	KITE	10	54	98	97	97	97	97	66	66	73
98	BRENNAN	11	97	97	70	66	66	66	97	73	98
70	HILLMAN	12	86	70	66	98	98	98	98	98	92
73	MacDONALD	13	70	66	98	73	73	73	73	92	322
19	RUDELLE	14	66	73	73	70	92	92	92	322	25
86	PETTERS	15	92	19	19	92	333	322	25	64	64
66	MARSHALL	16	19	92	322	333	322	25	64	22	22
322	PETTERS	17	73	322	92	322	25	64	22	66	66
92	SWAIN	18	322	333	333	25	64	495	495	495	495
64	HASSAN	19	64	25	25	64	495	333	19	19	19
127	SMITH	20	25	64	64	495	19	19	21	21	21
495	HUGHES	21	333	495	495	21	21	21	223	223	223
21	McCONNELL	22	495	21	21	19	223	223			
223	TOWNSEND	23	21	223	223	223	70				
25	BUTT	24	223	86							
333	ENGLAND	25	127								

BRSCC TCR UK Race Day - Oulton Park

Milltek Sport Civic Cup Championship

RACE 1 - SECTOR ANALYSIS



SECTOR 1 = FL to I1, SECTOR 2 = I1 to I2, SECTOR 3 = I2 to FL, DIFF = Difference To Personal Best Lap, P = Crossed Finish Line in Pit Lane, D = Time Disallowed

P1		1		Max EDMUNDSON			Honda Civic EP3 - Area Motorsport							
IDEAL LAP TIME :		1:35.427		BEST LAP TIME :			1:35.676							
DIFFERENCE :		0.249												
LAP	SECTOR 1	SECTOR 2	SECTOR 3	LAP TIME	MPH	DIFF	TIME OF DAY							
1 -		108.5	36.427	93.5	32.568	96.5	1:42.244	78.37	6.568	11:57:06.902				
2 -	27.874	109.4	36.849	95.0	31.424	101.0	1:36.147	83.34	0.471	11:58:43.049				
3 -	27.791	109.1	36.392	94.7	31.891	98.3	1:36.074	83.41	0.398	12:00:19.123				
4 -	27.958	108.7	36.940	94.7	31.963	99.8	1:36.861	82.73	1.185	12:01:55.984				
5 -	27.861	109.8	36.571	94.6	31.244	100.3	1:35.676 (1)	83.75		12:03:31.660				
6 -	27.878	109.1	36.664	93.7	31.492	98.8	1:36.034 (3)	83.44	0.358	12:05:07.694				
7 -	27.939	109.2	36.622	93.9	31.422	99.1	1:35.983 (2)	83.48	0.307	12:06:43.677				
8 -	28.214	108.2	36.630	93.7	31.348	99.2	1:36.192	83.30	0.516	12:08:19.869				

P2		99		Josh FILES			Honda Civic EP3 - Area Motorsport							
IDEAL LAP TIME :		1:35.409		BEST LAP TIME :			1:35.617							
DIFFERENCE :		0.208												
LAP	SECTOR 1	SECTOR 2	SECTOR 3	LAP TIME	MPH	DIFF	TIME OF DAY							
1 -		109.2	36.591	92.1	31.576	98.9	1:41.980	78.58	6.363	11:57:06.638				
2 -	27.837	109.1	37.003	93.4	31.311	100.0	1:36.151 (3)	83.34	0.534	11:58:42.789				
3 -	27.719	109.2	36.488	92.9	31.906	99.1	1:36.113 (2)	83.37	0.496	12:00:18.902				
4 -	28.027	106.3	36.966	93.7	31.765	99.2	1:36.758	82.82	1.141	12:01:55.660				
5 -	27.916	108.9	36.379	93.0	31.322	99.5	1:35.617 (1)	83.80		12:03:31.277				
6 -	27.868	108.9	38.917	93.3	32.090	99.2	1:38.875	81.04	3.258	12:05:10.152				
7 -	28.125	107.8	36.948	92.5	31.830	99.4	1:36.903	82.69	1.286	12:06:47.055				
8 -	28.143	107.7	36.844	92.3	31.690	98.5	1:36.677	82.89	1.060	12:08:23.732				

P3		38		Lewis KENT			Honda Civic EP3 - Area Motorsport							
IDEAL LAP TIME :		1:36.248		BEST LAP TIME :			1:36.341							
DIFFERENCE :		0.093												
LAP	SECTOR 1	SECTOR 2	SECTOR 3	LAP TIME	MPH	DIFF	TIME OF DAY							
1 -		108.5	37.271	92.1	31.765	99.7	1:43.578	77.36	7.237	11:57:08.236				
2 -	28.168	108.7	37.040	92.6	31.588	99.8	1:36.796	82.78	0.455	11:58:45.032				
3 -	28.253	108.7	36.815	92.8	31.690	99.4	1:36.758	82.82	0.417	12:00:21.790				
4 -	28.135	108.4	37.030	92.6	31.494	99.1	1:36.659 (2)	82.90	0.318	12:01:58.449				
5 -	28.314	108.5	36.749	93.0	31.664	99.1	1:36.727 (3)	82.84	0.386	12:03:35.176				
6 -	28.035	108.2	36.719	93.2	31.587	99.1	1:36.341 (1)	83.17		12:05:11.517				
7 -	28.295	107.7	37.056	93.0	31.597	99.1	1:36.948	82.65	0.607	12:06:48.465				
8 -	28.127	108.4	36.949	92.3	31.787	99.1	1:36.863	82.73	0.522	12:08:25.328				

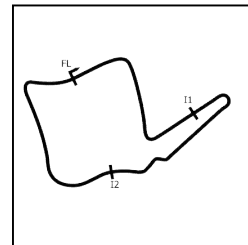
P4		12		Spencer STEVENSON			Honda Civic EP3 - BSR - Ben Sharpe Racing							
IDEAL LAP TIME :		1:35.708		BEST LAP TIME :			1:36.028							
DIFFERENCE :		0.320												
LAP	SECTOR 1	SECTOR 2	SECTOR 3	LAP TIME	MPH	DIFF	TIME OF DAY							
1 -		100.1	39.333	91.5	31.854	100.4	1:46.815	75.02	10.787	11:57:11.473				
2 -	28.414	109.1	36.572	93.7	31.314	100.7	1:36.300	83.21	0.272	11:58:47.773				
3 -	27.852	110.0	36.784	94.1	31.392	100.3	1:36.028 (1)	83.45		12:00:23.801				
4 -	27.896	109.2	36.838	93.9	31.454	100.3	1:36.188 (3)	83.31	0.160	12:01:59.989				
5 -	27.822	109.8	36.790	93.8	31.559	100.3	1:36.171 (2)	83.32	0.143	12:03:36.160				
6 -	27.952	110.0	36.989	94.2	32.043	100.4	1:36.984	82.62	0.956	12:05:13.144				
7 -	28.135	109.8	37.639	93.4	31.664	99.5	1:37.438	82.24	1.410	12:06:50.582				
8 -	28.113	109.2	37.034	93.8	31.570	99.4	1:36.717	82.85	0.689	12:08:27.299				

P5		45		Alistair CAMP			Honda Civic FN2 - Area Motorsport							
IDEAL LAP TIME :		1:35.231		BEST LAP TIME :			1:35.247							
DIFFERENCE :		0.016												
LAP	SECTOR 1	SECTOR 2	SECTOR 3	LAP TIME	MPH	DIFF	TIME OF DAY							
1 -		100.9	39.927	90.6	32.158	100.1	1:47.399	74.61	12.152	11:57:12.057				
2 -	28.381	108.7	36.679	94.3	31.602	100.6	1:36.662	82.90	1.415	11:58:48.719				
3 -	27.978	111.1	36.578	93.7	31.548	98.3	1:36.104 (2)	83.38	0.857	12:00:24.823				
4 -	27.945	110.7	37.385	93.4	31.190	100.1	1:36.520	83.02	1.273	12:02:01.343				
5 -	27.809	110.7	36.286	93.9	31.152	100.7	1:35.247 (1)	84.13		12:03:36.590				
6 -	27.794	109.6	37.062	94.1	31.341	100.7	1:36.197	83.30	0.950	12:05:12.787				
7 -	27.793	110.7	39.442	93.4	31.561	100.1	1:38.796	81.11	3.549	12:06:51.583				
8 -	27.913	109.6	36.696	94.1	31.506	99.8	1:36.115 (3)	83.37	0.868	12:08:27.698				

BRSCC TCR UK Race Day - Oulton Park

Milltek Sport Civic Cup Championship

RACE 1 - SECTOR ANALYSIS



SECTOR 1 = FL to I1, SECTOR 2 = I1 to I2, SECTOR 3 = I2 to FL, DIFF = Difference To Personal Best Lap, P = Crossed Finish Line in Pit Lane, D = Time Disallowed

P6 42		Will REDFORD					Honda Civic EP3 - BSR - Ben Sharpe Racing			
IDEAL LAP TIME : 1:36.223		BEST LAP TIME : 1:36.240					DIFFERENCE : 0.017			
LAP	SECTOR 1	SECTOR 2		SECTOR 3		LAP TIME	MPH	DIFF	TIME OF DAY	
1 -		98.8	39.357	92.5	32.198	100.0	1:47.695	74.41	11.455	11:57:12.353
2 -	28.530	107.7	36.883	93.8	31.577	100.9	1:36.990	82.62	0.750	11:58:49.343
3 -	28.096	109.1	36.759	94.2	31.610	100.3	1:36.465 (2)	83.07	0.225	12:00:25.808
4 -	27.994	108.7	37.021	94.6	31.556	99.8	1:36.571 (3)	82.98	0.331	12:02:02.379
5 -	28.011	108.2	36.728	93.4	31.501	100.1	1:36.240 (1)	83.26		12:03:38.619
6 -	28.173	108.2	36.750	93.4	31.679	99.4	1:36.602	82.95	0.362	12:05:15.221
7 -	28.256	108.5	37.348	94.1	31.713	100.3	1:37.317	82.34	1.077	12:06:52.538
8 -	28.247	108.7	36.941	93.8	31.636	100.0	1:36.824	82.76	0.584	12:08:29.362

P7 54		Harvey CATON					Honda Civic EP3 - BSR - Ben Sharpe Racing			
IDEAL LAP TIME : 1:36.286		BEST LAP TIME : 1:36.318					DIFFERENCE : 0.032			
LAP	SECTOR 1	SECTOR 2		SECTOR 3		LAP TIME	MPH	DIFF	TIME OF DAY	
1 -		100.6	39.661	91.9	32.726	99.5	1:48.333	73.97	12.015	11:57:12.991
2 -	28.560	107.5	36.781	94.1	31.609	100.7	1:36.950	82.65	0.632	11:58:49.941
3 -	28.287	108.4	36.775	93.8	31.504	100.7	1:36.566 (3)	82.98	0.248	12:00:26.507
4 -	28.112	109.1	36.670	94.1	31.536	100.4	1:36.318 (1)	83.19		12:02:02.825
5 -	28.133	109.2	36.690	94.2	31.597	100.1	1:36.420 (2)	83.11	0.102	12:03:39.245
6 -	28.175	108.0	37.000	93.5	31.816	100.0	1:36.991	82.62	0.673	12:05:16.236
7 -	28.318	109.8	36.868	94.3	31.808	99.7	1:36.994	82.61	0.676	12:06:53.230
8 -	28.233	109.1	37.073	92.9	31.780	99.7	1:37.086	82.54	0.768	12:08:30.316

P8 97		Alex KITE					Honda Civic EP3 - Pro Alloys Racing			
IDEAL LAP TIME : 1:36.565		BEST LAP TIME : 1:37.041					DIFFERENCE : 0.476			
LAP	SECTOR 1	SECTOR 2		SECTOR 3		LAP TIME	MPH	DIFF	TIME OF DAY	
1 -		101.6	40.157	89.5	31.957	100.3	1:48.557	73.81	11.516	11:57:13.215
2 -	28.755	107.2	37.593	92.3	31.498	100.3	1:37.846	81.90	0.805	11:58:51.061
3 -	28.424	108.0	37.366	92.0	31.636	98.8	1:37.426	82.25	0.385	12:00:28.487
4 -	28.159	107.5	37.098	92.0	31.845	98.1	1:37.102 (3)	82.52	0.061	12:02:05.589
5 -	28.364	107.8	37.106	91.6	31.571	98.1	1:37.041 (1)	82.57		12:03:42.630
6 -	28.085	108.4	38.135	92.6	31.833	98.9	1:38.053	81.72	1.012	12:05:20.683
7 -	28.432	98.8	38.066	92.0	31.977	97.3	1:38.475	81.37	1.434	12:06:59.158
8 -	28.531	107.8	36.982	91.8	31.557	97.9	1:37.070 (2)	82.55	0.029	12:08:36.228

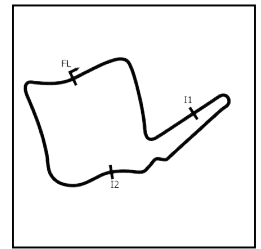
P9 73		Daniel MacDONALD					Honda Civic EP3 - BSR - Ben Sharpe Racing			
IDEAL LAP TIME : 1:36.650		BEST LAP TIME : 1:36.650					DIFFERENCE : 0.000			
LAP	SECTOR 1	SECTOR 2		SECTOR 3		LAP TIME	MPH	DIFF	TIME OF DAY	
1 -		100.4	38.641	92.0	33.531	99.4	1:51.500	71.87	14.850	11:57:16.158
2 -	28.671	107.0	37.034	93.3	31.957	99.1	1:37.662	82.05	1.012	11:58:53.820
3 -	28.225	107.3	37.024	93.9	31.867	99.7	1:37.116 (2)	82.51	0.466	12:00:30.936
4 -	28.511	108.4	36.883	93.5	32.018	98.8	1:37.412 (3)	82.26	0.762	12:02:08.348
5 -	28.165	108.4	36.835	93.9	31.650	99.8	1:36.650 (1)	82.91		12:03:44.998
6 -	28.640	107.3	36.979	93.8	31.810	99.4	1:37.429	82.25	0.779	12:05:22.427
7 -	28.605	105.6	38.138	92.5	31.977	98.3	1:38.720	81.17	2.070	12:07:01.147
8 -	28.192	108.2	37.058	93.8	32.700	98.3	1:37.950	81.81	1.300	12:08:39.097

P10 98		Jordan BRENNAN					Honda Civic EP3 - One Day Motorsport			
IDEAL LAP TIME : 1:36.937		BEST LAP TIME : 1:37.017					DIFFERENCE : 0.080			
LAP	SECTOR 1	SECTOR 2		SECTOR 3		LAP TIME	MPH	DIFF	TIME OF DAY	
1 -		108.7	39.371	90.6	32.298	97.8	1:48.287	74.00	11.270	11:57:12.945
2 -	29.043	107.0	37.168	92.5	31.671	99.5	1:37.882	81.87	0.865	11:58:50.827
3 -	29.739	67.3	38.212	92.4	31.717	99.1	1:39.668	80.40	2.651	12:00:30.495
4 -	28.347	109.4	37.075	92.8	31.873	98.6	1:37.295 (2)	82.36	0.278	12:02:07.790
5 -	28.191	108.7	37.075	92.4	31.751	99.7	1:37.017 (1)	82.59		12:03:44.807
6 -	28.421	108.0	37.203	91.5	31.733	98.8	1:37.357 (3)	82.31	0.340	12:05:22.164
7 -	28.530	106.1	38.868	90.5	32.446	97.9	1:39.844	80.26	2.827	12:07:02.008
8 -	28.437	108.2	38.169	88.0	32.672	96.6	1:39.278	80.71	2.261	12:08:41.286

BRSCC TCR UK Race Day - Oulton Park

Milltek Sport Civic Cup Championship

RACE 1 - SECTOR ANALYSIS



SECTOR 1 = FL to I1, SECTOR 2 = I1 to I2, SECTOR 3 = I2 to FL, DIFF = Difference To Personal Best Lap, P = Crossed Finish Line in Pit Lane, D = Time Disallowed

P11 92		Wesley SWAIN					Honda Civic FN2 - Pro Alloys Racing				
IDEAL LAP TIME : 1:37.360		BEST LAP TIME : 1:37.436					DIFFERENCE : 0.076				
LAP	SECTOR 1		SECTOR 2		SECTOR 3		LAP TIME	MPH	DIFF	TIME OF DAY	
1 -		96.2	38.799	90.6	33.014	98.9	1:50.822	72.31	13.386	11:57:15.480	
2 -	28.717	107.5	37.596	91.6	33.046	98.3	1:39.359	80.65	1.923	11:58:54.839	
3 -	28.344	104.2	37.653	91.6	32.397	98.2	1:38.394	81.44	0.958	12:00:33.233	
4 -	28.863	106.3	37.609	91.8	31.981	97.5	1:38.453	81.39	1.017	12:02:11.686	
5 -	28.330	109.4	37.204	91.3	31.953	98.3	1:37.487 (2)	82.20	0.051	12:03:49.173	
6 -	28.334	108.0	37.077	91.8	32.025	97.9	1:37.436 (1)	82.24		12:05:26.609	
7 -	28.360	106.6	37.450	91.5	31.960	98.6	1:37.770 (3)	81.96	0.334	12:07:04.379	
8 -	28.527	108.5	37.265	91.9	32.074	97.9	1:37.866	81.88	0.430	12:08:42.245	

P12 322		Jamie PETERS					Honda Civic EP3 - Team Petters Racing				
IDEAL LAP TIME : 1:37.410		BEST LAP TIME : 1:37.620					DIFFERENCE : 0.210				
LAP	SECTOR 1		SECTOR 2		SECTOR 3		LAP TIME	MPH	DIFF	TIME OF DAY	
1 -		98.1	38.667	91.3	33.574	98.1	1:51.773	71.69	14.153	11:57:16.431	
2 -	28.621	105.6	38.080	92.0	31.874	97.8	1:38.575	81.29	0.955	11:58:55.006	
3 -	28.517	103.8	37.754	92.4	31.878	97.1	1:38.149	81.64	0.529	12:00:33.155	
4 -	29.171	100.7	38.200	92.4	32.001	98.3	1:39.372	80.64	1.752	12:02:12.527	
5 -	28.432	108.0	37.295	92.4	31.893	98.6	1:37.620 (1)	82.08		12:03:50.147	
6 -	28.560	107.3	37.168	92.5	32.415	96.9	1:38.143 (2)	81.65	0.523	12:05:28.290	
7 -	28.457	106.6	37.623	91.4	32.067	97.8	1:38.147 (3)	81.64	0.527	12:07:06.437	
8 -	28.368	107.5	39.353	88.7	32.435	97.1	1:40.156	80.01	2.536	12:08:46.593	

P13 25		William BUTT					Honda Civic EP3 - Privateer				
IDEAL LAP TIME : 1:37.590		BEST LAP TIME : 1:37.987					DIFFERENCE : 0.397				
LAP	SECTOR 1		SECTOR 2		SECTOR 3		LAP TIME	MPH	DIFF	TIME OF DAY	
1 -		100.3	38.644	92.8	32.495	101.2	1:52.660	71.13	14.673	11:57:17.318	
2 -	28.791	97.3	37.950	93.3	33.044	99.4	1:39.785	80.30	1.798	11:58:57.103	
3 -	28.737	102.7	37.558	92.9	31.955	100.0	1:38.250	81.56	0.263	12:00:35.353	
4 -	28.438	103.5	37.694	92.6	32.062	99.7	1:38.194 (3)	81.60	0.207	12:02:13.547	
5 -	28.585	106.8	37.294	93.0	32.108	99.8	1:37.987 (1)	81.78		12:03:51.534	
6 -	28.341	108.2	37.367	92.6	32.339	99.1	1:38.047 (2)	81.73	0.060	12:05:29.581	
7 -	28.706	105.0	37.944	92.1	32.012	99.8	1:38.662	81.22	0.675	12:07:08.243	
8 -	28.400	107.7	37.676	92.1	32.849	99.1	1:38.925	81.00	0.938	12:08:47.168	

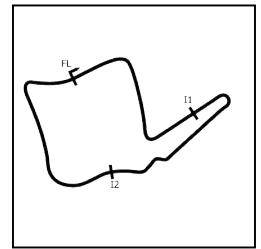
P14 64		Aydan HASSAN					Honda Civic EP3 - Pro Alloys Racing				
IDEAL LAP TIME : 1:37.522		BEST LAP TIME : 1:37.796					DIFFERENCE : 0.274				
LAP	SECTOR 1		SECTOR 2		SECTOR 3		LAP TIME	MPH	DIFF	TIME OF DAY	
1 -		103.0	37.777	92.8	33.428	99.2	1:52.276	71.37	14.480	11:57:16.934	
2 -	28.552	106.6	40.231	92.3	32.131	99.1	1:40.914	79.41	3.118	11:58:57.848	
3 -	28.457	105.5	37.987	92.0	32.339	99.1	1:38.783	81.12	0.987	12:00:36.631	
4 -	28.244	107.8	37.404	92.9	32.148	99.2	1:37.796 (1)	81.94		12:02:14.427	
5 -	28.282	108.7	37.226	92.8	32.295	96.1	1:37.803 (2)	81.93	0.007	12:03:52.230	
6 -	28.325	109.1	37.580	91.9	32.281	98.8	1:38.186 (3)	81.61	0.390	12:05:30.416	
7 -	28.310	107.2	37.973	92.4	32.265	99.2	1:38.548	81.31	0.752	12:07:08.964	
8 -	28.165	109.1	37.462	92.8	33.057	99.5	1:38.684	81.20	0.888	12:08:47.648	

P15 22		Sam KIRKPATRICK					Honda Civic EP3 - Area Motorsport				
IDEAL LAP TIME : 1:35.617		BEST LAP TIME : 1:35.669					DIFFERENCE : 0.052				
LAP	SECTOR 1		SECTOR 2		SECTOR 3		LAP TIME	MPH	DIFF	TIME OF DAY	
1 -		103.8	39.907	90.4	31.952	99.1	1:46.575	75.19	10.906	11:57:11.233	
2 -	28.114	107.8	36.534	93.3	31.334	99.7	1:35.982 (2)	83.49	0.313	11:58:47.215	
3 -	27.843	109.4	36.441	93.9	31.385	99.8	1:35.669 (1)	83.76		12:00:22.884	
4 -	27.842	108.7	36.823	93.9	31.493	99.4	1:36.158 (3)	83.33	0.489	12:01:59.042	
5 -	28.187	109.2	36.824	93.8	31.500	99.8	1:36.511	83.03	0.842	12:03:35.553	
6 -	28.010	108.5	36.992	91.5	31.641	99.1	1:36.643	82.91	0.974	12:05:12.196	
7 -	28.103	107.8	59.731	92.4	31.605	98.6	1:59.439	67.09	23.770	12:07:11.635	
8 -	28.227	108.5	36.833	92.8	31.585	99.4	1:36.645	82.91	0.976	12:08:48.280	

BRSCC TCR UK Race Day - Oulton Park

Milltek Sport Civic Cup Championship

RACE 1 - SECTOR ANALYSIS



SECTOR 1 = FL to I1, SECTOR 2 = I1 to I2, SECTOR 3 = I2 to FL, DIFF = Difference To Personal Best Lap, P = Crossed Finish Line in Pit Lane, D = Time Disallowed

P16 495		Mark HUGHES		Honda Civic FN2 - DMR with KA Car Sales						
IDEAL LAP TIME : 1:39.116		BEST LAP TIME : 1:39.142		DIFFERENCE : 0.026						
LAP	SECTOR 1		SECTOR 2		SECTOR 3		LAP TIME	MPH	DIFF	TIME OF DAY
1 -		94.1	39.072	92.8	33.097	100.1	1:54.200	70.17	15.058	11:57:18.858
2 -	28.966	105.1	39.229	92.0	32.807	99.8	1:41.002	79.34	1.860	11:58:59.860
3 -	29.324	102.7	38.380	92.3	32.829	99.8	1:40.533	79.71	1.391	12:00:40.393
4 -	29.021	104.8	38.288	93.0	32.684	100.1	1:39.993 (3)	80.14	0.851	12:02:20.386
5 -	29.018	105.3	37.996	92.6	32.716	99.7	1:39.730 (2)	80.35	0.588	12:04:00.116
6 -	29.223	103.0	37.914	92.8	32.996	99.2	1:40.133	80.02	0.991	12:05:40.249
7 -	29.145	102.9	38.339	92.6	32.704	99.8	1:40.188	79.98	1.046	12:07:20.437
8 -	28.836	102.1	37.940	93.0	32.366	99.7	1:39.142 (1)	80.82		12:08:59.579

P17 19		Jack RUELLELL		Honda Civic EP3 - MJB Motorsport						
IDEAL LAP TIME : 1:37.145		BEST LAP TIME : 1:37.243		DIFFERENCE : 0.098						
LAP	SECTOR 1		SECTOR 2		SECTOR 3		LAP TIME	MPH	DIFF	TIME OF DAY
1 -		97.5	39.641	90.4	33.681	98.2	1:51.472	71.88	14.229	11:57:16.130
2 -	28.984	97.1	37.226	94.6	32.282	98.8	1:38.492	81.36	1.249	11:58:54.622
3 -	28.207	103.0	37.120	93.0	31.916	99.1	1:37.243 (1)	82.40		12:00:31.865
4 -	28.330	108.2	56.542	85.8	32.418	98.5	1:57.290	68.32	20.047	12:02:29.155
5 -	28.238	101.8	37.250	92.5	32.378	97.5	1:37.866 (3)	81.88	0.623	12:04:07.021
6 -	28.381	107.3	37.022	92.5	32.142	98.3	1:37.545 (2)	82.15	0.302	12:05:44.566
7 -	28.429	94.5	37.824	91.5	32.128	98.6	1:38.381	81.45	1.138	12:07:22.947
8 -	28.368	107.5	37.260	91.3	32.241	98.3	1:37.869	81.88	0.626	12:09:00.816

P18 21		Trevor McCONNELL		Honda Civic EP3 - McConnell Motorsport						
IDEAL LAP TIME : 1:38.944		BEST LAP TIME : 1:40.603		DIFFERENCE : 1.659						
LAP	SECTOR 1		SECTOR 2		SECTOR 3		LAP TIME	MPH	DIFF	TIME OF DAY
1 -		100.6	40.145	87.1	33.996	95.0	1:54.847	69.77	14.244	11:57:19.505
2 -	28.871	103.7	40.403	85.7	34.107	90.1	1:43.381	77.51	2.778	11:59:02.886
3 -	29.618	101.5	39.308	85.8	33.444	94.1	1:42.370	78.28	1.767	12:00:45.256
4 -	29.239	104.3	39.309	85.8	33.415	92.9	1:41.963	78.59	1.360	12:02:27.219
5 -	29.598	103.4	37.503	91.4	33.502	93.4	1:40.603 (1)	79.65		12:04:07.822
6 -	29.617	100.9	38.816	86.2	33.467	93.3	1:41.900 (3)	78.64	1.297	12:05:49.722
7 -	29.647	102.2	39.098	81.0	34.007	86.7	1:42.752	77.98	2.149	12:07:32.474
8 -	29.889	102.6	39.327	89.2	32.570	96.9	1:41.786 (2)	78.72	1.183	12:09:14.260

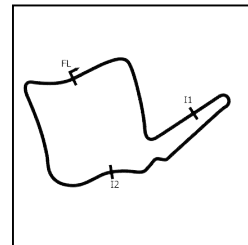
P19 223		Garry TOWNSEND		Honda Civic EP3 - Pro Alloys Racing						
IDEAL LAP TIME : 1:41.770		BEST LAP TIME : 1:41.902		DIFFERENCE : 0.132						
LAP	SECTOR 1		SECTOR 2		SECTOR 3		LAP TIME	MPH	DIFF	TIME OF DAY
1 -		100.9	40.485	89.5	34.541	97.2	1:57.938	67.94	16.036	11:57:22.596
2 -	30.748	103.8	39.585	89.9	34.134	97.9	1:44.467	76.70	2.565	11:59:07.063
3 -	30.460	103.7	39.561	89.9	34.029	97.1	1:44.050	77.01	2.148	12:00:51.113
4 -	30.263	105.3	39.956	88.8	33.880	97.3	1:44.099	76.98	2.197	12:02:35.212
5 -	30.118	104.0	40.156	89.1	33.742	97.8	1:44.016	77.04	2.114	12:04:19.228
6 -	30.013	105.6	39.041	90.6	33.463	98.1	1:42.517 (3)	78.16	0.615	12:06:01.745
7 -	29.761	106.0	38.777	90.9	33.557	97.3	1:42.095 (2)	78.49	0.193	12:07:43.840
8 -	29.850	106.1	38.820	89.7	33.232	97.5	1:41.902 (1)	78.64		12:09:25.742

P20 62		Liam McGILL		Honda Civic EP3 - Area Motorsport						
IDEAL LAP TIME : 1:35.725		BEST LAP TIME : 1:35.825		DIFFERENCE : 0.100						
LAP	SECTOR 1		SECTOR 2		SECTOR 3		LAP TIME	MPH	DIFF	TIME OF DAY
1 -		108.7	40.082	91.5	32.167	100.0	1:47.281	74.69	11.456	11:57:11.939
2 -	28.338	109.6	36.652	93.8	31.577	100.9	1:36.567	82.98	0.742	11:58:48.506
3 -	27.906	110.1	36.542	94.2	31.827	98.8	1:36.275 (3)	83.23	0.450	12:00:24.781
4 -	28.325	110.1	37.433	94.3	31.559	99.7	1:37.317	82.34	1.492	12:02:02.098
5 -	28.006	108.7	36.455	93.8	31.364	100.1	1:35.825 (1)	83.62		12:03:37.923
6 -	27.972	109.2	36.574	93.8	31.498	100.3	1:36.044 (2)	83.43	0.219	12:05:13.967
7 -	28.235	108.7	38.005	94.3	31.642	101.2	1:37.882	81.87	2.057	12:06:51.849
8 -	28.032	110.0	36.693	93.9	31.664	99.7	1:36.389	83.13	0.564	12:08:28.238

BRSCC TCR UK Race Day - Oulton Park

Milltek Sport Civic Cup Championship

RACE 1 - SECTOR ANALYSIS



SECTOR 1 = FL to I1, SECTOR 2 = I1 to I2, SECTOR 3 = I2 to FL, DIFF = Difference To Personal Best Lap, P = Crossed Finish Line in Pit Lane, D = Time Disallowed

P21 66		Dave MARSHALL					Honda Civic FN2 - DMR with KA Car Sales				
IDEAL LAP TIME : 1:36.509		BEST LAP TIME : 1:36.589					DIFFERENCE : 0.080				
LAP	SECTOR 1	SECTOR 2		SECTOR 3		LAP TIME	MPH	DIFF	TIME OF DAY		
1 -		97.5	38.520	89.5	32.687	99.4	1:49.929	72.89	13.340	11:57:14.587	
2 -	28.302	108.2	37.736	91.8	31.584	99.2	1:37.622	82.08	1.033	11:58:52.209	
3 -	28.201	107.8	37.183	92.9	31.739	98.9	1:37.123 (3)	82.50	0.534	12:00:29.332	
4 -	28.137	107.0	37.135	92.1	31.805	97.9	1:37.077 (2)	82.54	0.488	12:02:06.409	
5 -	28.217	106.0	36.881	92.8	31.491	98.8	1:36.589 (1)	82.96		12:03:42.998	
6 -	28.215	106.6	37.275	91.4	31.818	97.8	1:37.308	82.35	0.719	12:05:20.306	
7 -	28.784	102.1	37.818	90.4	32.296	96.2	1:38.898	81.02	2.309	12:06:59.204	
8 -	28.724	106.8	37.947	84.0	IN PIT		1:53.073 P	70.87	16.484	12:08:52.277	

P22 333		Harry ENGLAND					Honda Civic FN2 - Pro Alloys Racing				
IDEAL LAP TIME : 1:37.013		BEST LAP TIME : 1:37.024					DIFFERENCE : 0.011				
LAP	SECTOR 1	SECTOR 2		SECTOR 3		LAP TIME	MPH	DIFF	TIME OF DAY		
1 -		103.2	39.132	93.0	32.519	100.4	1:53.430	70.64	16.406	11:57:18.088	
2 -	28.333	108.2	38.129	93.5	32.411	98.9	1:38.873	81.04	1.849	11:58:56.961	
3 -	28.344	108.7	37.070	93.5	31.610	100.0	1:37.024 (1)	82.59		12:00:33.985	
4 -	28.409	106.6	37.842	93.7	31.761	99.5	1:38.012 (3)	81.76	0.988	12:02:11.997	
5 -	28.367	110.0	37.308	92.4	32.025	99.1	1:37.700 (2)	82.02	0.676	12:03:49.697	
6 -	28.349	108.4	37.131	93.3	IN PIT		1:51.979 P	71.56	14.955	12:05:41.676	

P23 70		Owen HILLMAN					Honda Civic EP3 - Pro Alloys Racing				
IDEAL LAP TIME : 1:37.090		BEST LAP TIME : 1:37.121					DIFFERENCE : 0.031				
LAP	SECTOR 1	SECTOR 2		SECTOR 3		LAP TIME	MPH	DIFF	TIME OF DAY		
1 -		105.1	40.392	89.9	32.415	100.7	1:49.693	73.05	12.572	11:57:14.351	
2 -	28.106	109.8	37.386	94.7	31.629	100.3	1:37.121 (1)	82.51		11:58:51.472	
3 -	28.198	106.8	37.359	93.4	31.625	100.4	1:37.182 (2)	82.45	0.061	12:00:28.654	
4 -	28.121	108.9	41.234	92.5	31.634	99.7	1:40.989 (3)	79.35	3.868	12:02:09.643	
5 -	28.200	108.0	1:10.169	87.8	IN PIT		2:16.537 P	58.69	39.416	12:04:26.180	

P24 86		Daniel PETERS					Honda Civic EP3 - Team Petters Racing				
IDEAL LAP TIME : 1:39.882		BEST LAP TIME : 1:49.015					DIFFERENCE : 9.133				
LAP	SECTOR 1	SECTOR 2		SECTOR 3		LAP TIME	MPH	DIFF	TIME OF DAY		
1 -		105.8	38.948	89.9	32.453	100.3	1:49.015 (1)	73.50		11:57:13.673	
2 -	28.481	104.6	47.707	72.5	IN PIT		1:59.955 P	66.80	10.939	11:59:13.628	

P25 127		Scott SMITH					Honda Civic EP3 - DH Racing				
IDEAL LAP TIME :		BEST LAP TIME :					DIFFERENCE :				
LAP	SECTOR 1	SECTOR 2		SECTOR 3		LAP TIME	MPH	DIFF	TIME OF DAY		
1 -		93.2	41.472	84.0	IN PIT		2:07.981 P	62.61		11:57:32.639	

BRSCC TCR UK Race Day - Oulton Park

Milltek Sport Civic Cup Championship

RACE 1 - BEST SECTORS

SECTOR 1			SECTOR 2			SECTOR 3			IDEAL / BEST COMPARISON						
POS	NO	NAME	TIME	NO	NAME	TIME	NO	NAME	TIME	POS	NO	NAME	IDEAL	BEST	DIFF
													PERFECT LAP	1:35.157	
1	99	FILES	27.719	45	CAMP	36.286	45	CAMP	31.152	1	45	CAMP	1:35.231	1:35.247	0.016
2	1	EDMUNDSON	27.791	99	FILES	36.379	1	EDMUNDSON	31.244	2	99	FILES	1:35.409	1:35.617	0.208
3	45	CAMP	27.793	1	EDMUNDSON	36.392	99	FILES	31.311	3	1	EDMUNDSON	1:35.427	1:35.676	0.249
4	12	STEVENSON	27.822	22	KIRKPATRICK	36.441	12	STEVENSON	31.314	4	22	KIRKPATRICK	1:35.617	1:35.669	0.052
5	22	KIRKPATRICK	27.842	62	McGILL	36.455	22	KIRKPATRICK	31.334	5	12	STEVENSON	1:35.708	1:36.028	0.320
6	62	McGILL	27.906	12	STEVENSON	36.572	62	McGILL	31.364	6	62	McGILL	1:35.725	1:35.825	0.100
7	42	REDFORD	27.994	54	CATON	36.670	66	MARSHALL	31.491	7	42	REDFORD	1:36.223	1:36.240	0.017
8	38	KENT	28.035	38	KENT	36.719	38	KENT	31.494	8	38	KENT	1:36.248	1:36.341	0.093
9	97	KITE	28.085	42	REDFORD	36.728	97	KITE	31.498	9	54	CATON	1:36.286	1:36.318	0.032
10	70	HILLMAN	28.106	73	MacDONALD	36.835	42	REDFORD	31.501	10	66	MARSHALL	1:36.509	1:36.589	0.080
11	54	CATON	28.112	66	MARSHALL	36.881	54	CATON	31.504	11	97	KITE	1:36.565	1:37.041	0.476
12	66	MARSHALL	28.137	97	KITE	36.982	333	ENGLAND	31.610	12	73	MacDONALD	1:36.650	1:36.650	0.000
13	73	MacDONALD	28.165	19	RUDDSELL	37.022	70	HILLMAN	31.625	13	98	BRENNAN	1:36.937	1:37.017	0.080
14	64	HASSAN	28.165	333	ENGLAND	37.070	73	MacDONALD	31.650	14	333	ENGLAND	1:37.013	1:37.024	0.011
15	98	BRENNAN	28.191	98	BRENNAN	37.075	98	BRENNAN	31.671	15	70	HILLMAN	1:37.090	1:37.121	0.031
16	19	RUDDSELL	28.207	92	SWAIN	37.077	322	PETTERS	31.874	16	19	RUDDSELL	1:37.145	1:37.243	0.098
17	92	SWAIN	28.330	322	PETTERS	37.168	19	RUDDSELL	31.916	17	92	SWAIN	1:37.360	1:37.436	0.076
18	333	ENGLAND	28.333	64	HASSAN	37.226	92	SWAIN	31.953	18	322	PETTERS	1:37.410	1:37.620	0.210
19	25	BUTT	28.341	25	BUTT	37.294	25	BUTT	31.955	19	64	HASSAN	1:37.522	1:37.796	0.274
20	322	PETTERS	28.368	70	HILLMAN	37.359	64	HASSAN	32.131	20	25	BUTT	1:37.590	1:37.987	0.397
21	86	PETTERS	28.481	21	McCONNELL	37.503	495	HUGHES	32.366	21	21	McCONNELL	1:38.944	1:40.603	1.659
22	495	HUGHES	28.836	495	HUGHES	37.914	86	PETTERS	32.453	22	495	HUGHES	1:39.116	1:39.142	0.026
23	21	McCONNELL	28.871	223	TOWNSEND	38.777	21	McCONNELL	32.570	23	86	PETTERS	1:39.882	1:49.015	9.133
24	223	TOWNSEND	29.761	86	PETTERS	38.948	223	TOWNSEND	33.232	24	223	TOWNSEND	1:41.770	1:41.902	0.132
25				127	SMITH	41.472				25	127	SMITH			

BRSCC TCR UK Race Day - Oulton Park

Milltek Sport Civic Cup Championship

RACE 1 - BEST SPEEDS

POS	INTERMEDIATE 1			INTERMEDIATE 2			FINISH LINE		
	NO	NAME	MPH	NO	NAME	MPH	NO	NAME	MPH
1	45	CAMP	111.1	1	EDMUNDSON	95.0	25	BUTT	101.2
2	62	McGILL	110.1	70	HILLMAN	94.7	62	McGILL	101.2
3	12	STEVENSON	110.0	42	REDFORD	94.6	1	EDMUNDSON	101.0
4	333	ENGLAND	110.0	19	RUDELL	94.6	42	REDFORD	100.9
5	1	EDMUNDSON	109.8	45	CAMP	94.3	12	STEVENSON	100.7
6	54	CATON	109.8	54	CATON	94.3	45	CAMP	100.7
7	70	HILLMAN	109.8	62	McGILL	94.3	54	CATON	100.7
8	98	BRENNAN	109.4	12	STEVENSON	94.2	70	HILLMAN	100.7
9	92	SWAIN	109.4	73	MacDONALD	93.9	333	ENGLAND	100.4
10	22	KIRKPATRICK	109.4	22	KIRKPATRICK	93.9	97	KITE	100.3
11	99	FILES	109.2	99	FILES	93.7	86	PETTERS	100.3
12	42	REDFORD	109.1	333	ENGLAND	93.7	495	HUGHES	100.1
13	64	HASSAN	109.1	25	BUTT	93.3	99	FILES	100.0
14	38	KENT	108.7	38	KENT	93.2	38	KENT	99.8
15	97	KITE	108.4	495	HUGHES	93.0	73	MacDONALD	99.8
16	73	MacDONALD	108.4	64	HASSAN	92.9	22	KIRKPATRICK	99.8
17	25	BUTT	108.2	66	MARSHALL	92.9	98	BRENNAN	99.7
18	19	RUDELL	108.2	98	BRENNAN	92.8	64	HASSAN	99.5
19	66	MARSHALL	108.2	97	KITE	92.6	66	MARSHALL	99.4
20	322	PETTERS	108.0	322	PETTERS	92.5	19	RUDELL	99.1
21	223	TOWNSEND	106.1	92	SWAIN	91.9	92	SWAIN	98.9
22	86	PETTERS	105.8	21	McCONNELL	91.4	322	PETTERS	98.6
23	495	HUGHES	105.3	223	TOWNSEND	90.9	223	TOWNSEND	98.1
24	21	McCONNELL	104.3	86	PETTERS	89.9	21	McCONNELL	96.9
25	127	SMITH	93.2	127	SMITH	84.0			

BRSCC TCR UK Race Day - Oulton Park

Milltek Sport Civic Cup Championship

RACE 1 - STATISTICS

Competitors Started	25
Planned Start	2024-06-08 @ 11:50:00.000
Actual Start	2024-06-08 @ 11:55:24.657
Finish Time	2024-06-08 @ 12:08:19.868
Track Length	2.2260mi.
Total Laps	182
Total Distance Covered	405.1320mi.

Session Fastest Lap History

NO	NAME	LAP TIME	TIME OF DAY	LAP	VEHICLE
99	Josh FILES	1:41.980	11:57:06.642	1	Honda Civic EP3
99	Josh FILES	1:36.151	11:58:42.791	2	Honda Civic EP3
1	Max EDMUNDSON	1:36.147	11:58:43.051	2	Honda Civic EP3
22	Sam KIRKPATRICK	1:35.982	11:58:47.214	2	Honda Civic EP3
22	Sam KIRKPATRICK	1:35.669	12:00:22.883	3	Honda Civic EP3
99	Josh FILES	1:35.617	12:03:31.280	5	Honda Civic EP3
45	Alistair CAMP	1:35.247	12:03:36.593	5	Honda Civic FN2

Session Leader History

NO	NAME	FROM LAP	LAPS LED	DISTANCE	VEHICLE
99	Josh FILES	1	5	11.13 miles	Honda Civic EP3
1	Max EDMUNDSON	6	3	6.67 miles	Honda Civic EP3

Flag History

TYPE	TIME OF DAY
GREEN	11:55:24.657
FINISH	12:08:19.868

Flag Statistics

TYPE	COUNT	TOTAL LAPS	TOTAL TIME
Green	1	8	17:39.860
Red	0	0	0.000
Safety Car	0	0	0.000
FCY	0	0	0.000

BRSCC TCR UK Race Day - Oulton Park
Milltek Sport Civic Cup Championship



RACE 5 did not run

