



SW MOTORSPORT CLUBSPORT TROPHY



Brands Hatch Indy
13th / 14th April 2024



Timing & Results Provided by Timing Solutions Ltd

www.tsl-timing.com



BrandsHatch

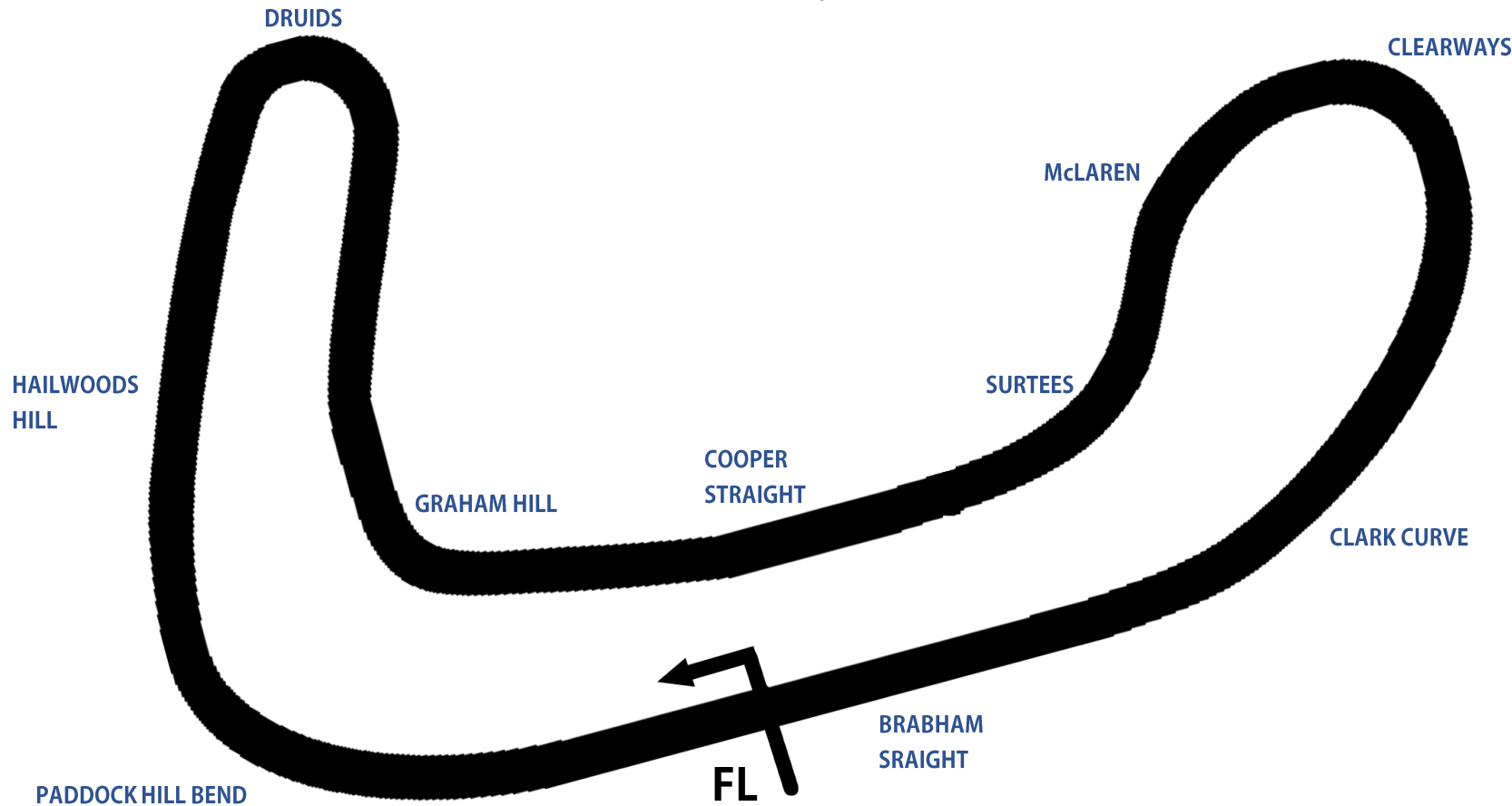
Brands Hatch Indy Circuit

Fawkham, Longfield, Kent, UK

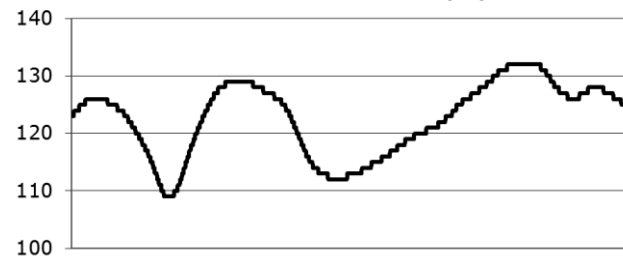


SPORTS TIMING

TIMING SOLUTIONS LTD



Circuit Altitude (m)



Length	1.2079 miles 1.944 km 1944.0 m		
FL		51.36032 N	0.26032 E
Pit Entry	1669m	51.35911 N	0.25743 E
Pit Exit	0m after FL	51.36017 N	0.26051 E
Pit Entry - Pit Exit	251m, 18.1s @ 50kph, 15.0s @ 60kph		

SW Motorsports ClubSport Trophy

QUALIFYING - RACE 1 - CLASSIFICATION

Race Distance = / 20 minutes

POS	NO	CL	PIC	NAME	ENTRY	TIME	ON	LAPS	GAP	DIFF	MPH
1	61	A	1	Julian DANIEL	VW Golf	52.989	8	9			82.06
2	12	A	2	Liam CRILLY	BMW Z4 Coupe	53.000	8	20	0.011	0.011	82.04
3	27	A	3	Phiroze BILIMORIA	VW Scirocco	53.308	4	19	0.319	0.308	81.57
4	118	A	4	David MAY	Nissan 370Z	53.836	10	11	0.847	0.528	80.77
5	46	A	5	Matty TAYLOR	BMW E36 Compact	53.910	12	17	0.921	0.074	80.66
6	777	A	6	Rob ANDRADE	Volkswagen Golf GTi	54.401	15	21	1.412	0.491	79.93
7	67	B	1	ELLICK / R.JONES	Audi TT	54.497	8	9	1.508	0.096	79.79
8	14	B	2	WATLING / WHEELER	Ford Fiesta ST150	54.806	14	19	1.817	0.309	79.34
9	15	B	3	Andrew DYER	Audi TTCR	54.920	18	19	1.931	0.114	79.18
10	111*	A	7	Shane KELLY	Morgan Plus Four	54.939	8	21	1.950	0.019	79.15
11	116	A	8	James ALFORD	Honda Civic EP3	55.006	7	17	2.017	0.067	79.05
12	24	B	4	Kieran POWER	BMW Z4	55.031	14	18	2.042	0.025	79.02
13	34*	B	5	Alistair LINDSAY	Audi TFSI 2.0	55.489	13	14	2.500	0.458	78.36
14	54*	B	6	Stephen HARRISON	Honda S2000	55.966	21	21	2.977	0.477	77.70
15	177	B	7	JUKES D / JUKES J	BMW Z4	55.982	7	18	2.993	0.016	77.67
16	91	B	8	ELLIOTT-NOWOBILSKI / NOWOBILSKI	BMW Z4 3.0	56.004	13	19	3.015	0.022	77.64
17	888	A	9	Graham PRICE	Megane Cup	56.084	16	21	3.095	0.080	77.53
18	4*	D	1	Stephen HARRISON	Renault Clio	56.804	6	12	3.815	0.720	76.55
19	21	B	9	Damien OFARRELL	BMW Z4	56.929	16	16	3.940	0.125	76.38
20	64	C	1	Adam CHAFER	Peugeot 206 GTi	57.129	14	18	4.140	0.200	76.11
21	88*	E	1	ADCOCK / I.JONES	BMW Compact E36 1.9	57.213	18	18	4.224	0.084	76.00
22	241*	C	2	Matt MASSEY	Honda Civic Type R	57.456	4	10	4.467	0.243	75.68
23	20	E	2	COGSWELL D. / COGSWELL S.	Nissan Almera GTi	57.639	18	18	4.650	0.183	75.44
24	95	D	2	Jonathan HOBBS	Peugeot 106 Rallye	57.656	6	18	4.667	0.017	75.42
25	45	C	3	Brendan MURPHY	BMW Compact	57.752	15	18	4.763	0.096	75.29
26	119	E	3	Nick GLOVER	Mazda MX5 Mk2.5	57.811	9	20	4.822	0.059	75.22
27	130	B	10	Steve WALDEN	BMW E30	57.875	7	15	4.886	0.064	75.13
28	96	B	11	Kristian GOODALL	Honda Civic Type R	58.149	14	14	5.160	0.274	74.78
29	23*	C	4	Stefan OATES	BMW 1 Series Supercup	58.607	16	20	5.618	0.458	74.19
30	28*	D	3	James STONESTREET J/ STONESTREET R	Ford Fiesta ST150	58.754	12	12	5.765	0.147	74.01
31	107	D	4	Steven WATSON	Renault Clio	58.776	13	16	5.787	0.022	73.98
32	32	E	4	Mark JONES	Hyundai Coupe	59.591	9	18	6.602	0.815	72.97
33	94*	E	5	MITCHELL / COCHRANE	Mazda MX5	1:00.065	15	18	7.076	0.474	72.39
34	38	E	6	Gary HOBBS	Hyundai Coupe	1:00.417	7	10	7.428	0.352	71.97
35	721	D	5	MURPHY / BATES	BMW Z4	1:01.347	2	3	8.358	0.930	70.88
36	59	B	12	Jim BENSON	Lotus Elise			2			

Comments:

*Car No 34 - No working transponder - Please fit for Race - Q 12.8.1 applies.
No. 4, 23, 28, 34, 54, 94, 111, 241 - 1 Lap time disallowed; exceeding track limits.
No. 88 - 4 Lap times disallowed; exceeding track limits.

Weather / Track : Bright / Dry

These results are provisional until the conclusion of any judicial and technical matters.

Brands Hatch Indy: 1.2079 miles
Date: 13/04/2024 Start: 09:00 Finish: 09:20

Clerk Of Course: Ian Danaher	Stewards:	Timekeeper: Peter Knight
------------------------------	-----------	--------------------------

SW Motorsports ClubSport Trophy

QUALIFYING - RACE 1 - LAP ANALYSIS

DIFF = Difference To Personal Best Lap

P1 61 Julian DANIEL				
LAP	LAP TIME	DIFF	MPH	TIME OF DAY
1 -	1:03.570	10.581	68.40	09:01:37.875
2 -	54.038	1.049	80.47	09:02:31.913
3 -	53.813 (3)	0.824	80.80	09:03:25.726
4 -	1:09.441	16.452	62.62	09:04:35.167
5 -	1:02.520	9.531	69.55	09:05:37.687
6 -	53.740 (2)	0.751	80.91	09:06:31.427
7 -	54.122	1.133	80.34	09:07:25.549
8 -	52.989 (1)		82.06	09:08:18.538
9 -	53.882	0.893	80.70	09:09:12.420

P2 12 Liam CRILLY				
LAP	LAP TIME	DIFF	MPH	TIME OF DAY
1 -	1:00.723	7.723	71.61	09:01:44.613
2 -	55.711	2.711	78.05	09:02:40.324
3 -	53.179 (3)	0.179	81.77	09:03:33.503
4 -	55.448	2.448	78.42	09:04:28.951
5 -	55.059	2.059	78.98	09:05:24.010
6 -	55.570	2.570	78.25	09:06:19.580
7 -	53.061 (2)	0.061	81.95	09:07:12.641
8 -	53.000 (1)		82.04	09:08:05.641
9 -	54.203	1.203	80.22	09:08:59.844
10 -	1:24.955 P	31.955	51.18	09:10:24.799
11 -	57.637	4.637	75.44	09:11:22.436
12 -	53.875	0.875	80.71	09:12:16.311
13 -	56.416	3.416	77.08	09:13:12.727
14 -	56.130	3.130	77.47	09:14:08.857
15 -	53.454	0.454	81.35	09:15:02.311
16 -	53.347	0.347	81.51	09:15:55.658
17 -	59.674	6.674	72.87	09:16:55.332
18 -	59.836	6.836	72.67	09:17:55.168
19 -	53.637	0.637	81.07	09:18:48.805
20 -	1:02.371	9.371	69.72	09:19:51.176

P3 27 Phiroze BILIMORIA				
LAP	LAP TIME	DIFF	MPH	TIME OF DAY
1 -	1:05.491	12.183	66.40	09:01:15.565
2 -	57.768	4.460	75.27	09:02:13.333
3 -	55.217	1.909	78.75	09:03:08.550
4 -	53.308 (1)		81.57	09:04:01.858
5 -	54.553	1.245	79.71	09:04:56.411
6 -	54.502	1.194	79.78	09:05:50.913
7 -	53.751	0.443	80.90	09:06:44.664
8 -	53.856	0.548	80.74	09:07:38.520
9 -	55.247	1.939	78.71	09:08:33.767
10 -	54.477	1.169	79.82	09:09:28.244
11 -	54.834	1.526	79.30	09:10:23.078
12 -	54.939	1.631	79.15	09:11:18.017
13 -	54.705	1.397	79.49	09:12:12.722
14 -	53.555 (2)	0.247	81.19	09:13:06.277
15 -	53.616 (3)	0.308	81.10	09:13:59.893
16 -	54.204	0.896	80.22	09:14:54.097
17 -	55.033	1.725	79.01	09:15:49.130
18 -	3:19.903 P	2:26.595	21.75	09:19:09.033
19 -	1:00.156	6.848	72.28	09:20:09.189

P4 118 David MAY				
LAP	LAP TIME	DIFF	MPH	TIME OF DAY
1 -	1:01.266	7.430	70.97	09:02:08.369
2 -	56.997	3.161	76.29	09:03:05.366
3 -	54.588	0.752	79.66	09:03:59.954

DIFF = Difference To Personal Best Lap

4 -	55.822	1.986	77.90	09:04:55.776
5 -	55.505	1.669	78.34	09:05:51.281
6 -	54.832	0.996	79.30	09:06:46.113
7 -	54.394 (3)	0.558	79.94	09:07:40.507
8 -	54.915	1.079	79.18	09:08:35.422
9 -	55.516	1.680	78.33	09:09:30.938
10 -	53.836 (1)		80.77	09:10:24.774
11 -	53.932 (2)	0.096	80.63	09:11:18.706

P5 46 Matty TAYLOR				
LAP	LAP TIME	DIFF	MPH	TIME OF DAY
1 -	1:05.207	11.297	66.68	09:01:51.603
2 -	56.811	2.901	76.54	09:02:48.414
3 -	58.084	4.174	74.86	09:03:46.498
4 -	55.588	1.678	78.22	09:04:42.086
5 -	55.453	1.543	78.41	09:05:37.539
6 -	55.051	1.141	78.99	09:06:32.590
7 -	55.449	1.539	78.42	09:07:28.039
8 -	54.109 (2)	0.199	80.36	09:08:22.148
9 -	54.381 (3)	0.471	79.96	09:09:16.529
10 -	55.202	1.292	78.77	09:10:11.731
11 -	1:01.362	7.452	70.86	09:11:13.093
12 -	53.910 (1)		80.66	09:12:07.003
13 -	55.352	1.442	78.56	09:13:02.355
14 -	55.894	1.984	77.80	09:13:58.249
15 -	55.030	1.120	79.02	09:14:53.279
16 -	56.745	2.835	76.63	09:15:50.024
17 -	1:04.074	10.164	67.86	09:16:54.098

P6 777 Rob ANDRADE				
LAP	LAP TIME	DIFF	MPH	TIME OF DAY
1 -	1:04.473	10.072	67.44	09:01:51.982
2 -	59.440	5.039	73.15	09:02:51.422
3 -	57.112	2.711	76.14	09:03:48.534
4 -	59.402	5.001	73.20	09:04:47.936
5 -	57.234	2.833	75.97	09:05:45.170
6 -	55.577	1.176	78.24	09:06:40.747
7 -	56.298	1.897	77.24	09:07:37.045
8 -	57.696	3.295	75.37	09:08:34.741
9 -	58.136	3.735	74.80	09:09:32.877
10 -	56.663	2.262	76.74	09:10:29.540
11 -	58.583	4.182	74.22	09:11:28.123
12 -	55.409	1.008	78.48	09:12:23.532
13 -	59.081	4.680	73.60	09:13:22.613
14 -	55.366 (3)	0.965	78.54	09:14:17.979
15 -	54.401 (1)		79.93	09:15:12.380
16 -	56.800	2.399	76.55	09:16:09.180
17 -	57.204	2.803	76.01	09:17:06.384
18 -	57.016	2.615	76.26	09:18:03.400
19 -	54.971 (2)	0.570	79.10	09:18:58.371
20 -	58.590	4.189	74.22	09:19:56.961
21 -	1:00.287	5.886	72.13	09:20:57.248

P7 67 ELLICK / R.JONES				
LAP	LAP TIME	DIFF	MPH	TIME OF DAY
1 -	1:10.785	16.288	61.43	09:01:44.020
2 -	1:03.393	8.896	68.59	09:02:47.413
3 -	1:00.745	6.248	71.58	09:03:48.158
4 -	2:35.038 P	1:40.541	28.04	09:06:23.196
5 -	1:02.507	8.010	69.56	09:07:25.703
6 -	56.015 (3)	1.518	77.63	09:08:21.718
7 -	54.639 (2)	0.142	79.58	09:09:16.357
8 -	54.497 (1)		79.79	09:10:10.854

SW Motorsports ClubSport Trophy

QUALIFYING - RACE 1 - LAP ANALYSIS

DIFF = Difference To Personal Best Lap

9 - 56.631 2.134 76.78 09:11:07.485

P8 14 Nick WATLING				
LAP	LAP TIME	DIFF	MPH	TIME OF DAY
1 -	1:08.946	14.140	63.07	09:01:44.538
2 -	1:00.644	5.838	71.70	09:02:45.182
3 -	58.874	4.068	73.86	09:03:44.056
4 -	56.982	2.176	76.31	09:04:41.038
5 -	56.352	1.546	77.16	09:05:37.390
6 -	57.547	2.741	75.56	09:06:34.937
7 -	55.907	1.101	77.78	09:07:30.844
8 -	55.869	1.063	77.83	09:08:26.713
9 -	2:46.589 P	1:51.783	26.10	09:11:13.302
10 -	59.283	4.477	73.35	09:12:12.585
11 -	55.819	1.013	77.90	09:13:08.404
12 -	55.124 (3)	0.318	78.88	09:14:03.528
13 -	55.315	0.509	78.61	09:14:58.843
14 -	54.806 (1)		79.34	09:15:53.649
15 -	55.106 (2)	0.300	78.91	09:16:48.755
16 -	58.010	3.204	74.96	09:17:46.765
17 -	55.550	0.744	78.28	09:18:42.315
18 -	1:00.314	5.508	72.09	09:19:42.629
19 -	58.538	3.732	74.28	09:20:41.167

P9 15 Andrew DYER				
LAP	LAP TIME	DIFF	MPH	TIME OF DAY
1 -	1:06.944	12.024	64.95	09:02:12.236
2 -	57.607	2.687	75.48	09:03:09.843
3 -	56.046	1.126	77.58	09:04:05.889
4 -	56.046	1.126	77.58	09:05:01.935
5 -	55.275	0.355	78.67	09:05:57.210
6 -	55.105 (3)	0.185	78.91	09:06:52.315
7 -	56.220	1.300	77.34	09:07:48.535
8 -	54.959 (2)	0.039	79.12	09:08:43.494
9 -	56.312	1.392	77.22	09:09:39.806
10 -	55.375	0.455	78.53	09:10:35.181
11 -	2:12.118 P	1:17.198	32.91	09:12:47.299
12 -	59.116	4.196	73.56	09:13:46.415
13 -	55.394	0.474	78.50	09:14:41.809
14 -	56.372	1.452	77.14	09:15:38.181
15 -	56.584	1.664	76.85	09:16:34.765
16 -	1:01.097	6.177	71.17	09:17:35.862
17 -	56.441	1.521	77.04	09:18:32.303
18 -	54.920 (1)		79.18	09:19:27.223
19 -	55.867	0.947	77.83	09:20:23.090

P10 111 Shane KELLY				
LAP	LAP TIME	DIFF	MPH	TIME OF DAY
1 -	1:06.258	11.319	65.63	09:01:23.570
2 -	58.198	3.259	74.72	09:02:21.768
3 -	56.974	2.035	76.32	09:03:18.742
4 -	55.522	0.583	78.32	09:04:14.264
5 -	55.954	1.015	77.71	09:05:10.218
6 -	55.263	0.324	78.68	09:06:05.481
7 -	55.581	0.642	78.23	09:07:01.062
8 -	54.939 (1)		79.15	09:07:56.001
9 -	55.682 D	0.743	78.09	09:08:51.683
10 -	55.774	0.835	77.96	09:09:47.457
11 -	55.810	0.871	77.91	09:10:43.267
12 -	1:50.722 P	55.783	39.27	09:12:33.989
13 -	57.196	2.257	76.02	09:13:31.185
14 -	55.103 (3)	0.164	78.91	09:14:26.288
15 -	55.837	0.898	77.88	09:15:22.125

DIFF = Difference To Personal Best Lap

16 - 56.112 1.173 77.49 09:16:18.237
 17 - 55.264 0.325 78.68 09:17:13.501
 18 - 55.773 0.834 77.96 09:18:09.274
 19 - 55.255 0.316 78.70 09:19:04.529
 20 - 55.653 0.714 78.13 09:20:00.182
 21 - 55.064 **(2)** 0.125 78.97 09:20:55.246

P11 116 James ALFORD				
LAP	LAP TIME	DIFF	MPH	TIME OF DAY
1 -	1:06.637	11.631	65.25	09:02:02.298
2 -	59.600	4.594	72.96	09:03:01.898
3 -	56.644	1.638	76.77	09:03:58.542
4 -	57.072	2.066	76.19	09:04:55.614
5 -	56.626	1.620	76.79	09:05:52.240
6 -	56.684	1.678	76.71	09:06:48.924
7 -	55.006 (1)		79.05	09:07:43.930
8 -	55.368 (3)	0.362	78.54	09:08:39.298
9 -	55.347 (2)	0.341	78.56	09:09:34.645
10 -	4:23.787 P	3:28.781	16.48	09:13:58.432
11 -	1:03.725	8.719	68.24	09:15:02.157
12 -	55.656	0.650	78.13	09:15:57.813
13 -	58.177	3.171	74.74	09:16:55.990
14 -	56.871	1.865	76.46	09:17:52.861
15 -	55.575	0.569	78.24	09:18:48.436
16 -	56.064	1.058	77.56	09:19:44.500
17 -	56.079	1.073	77.54	09:20:40.579

P12 24 Kieran POWER				
LAP	LAP TIME	DIFF	MPH	TIME OF DAY
1 -	1:06.635	11.604	65.26	09:02:04.023
2 -	1:00.212	5.181	72.22	09:03:04.235
3 -	57.399	2.368	75.76	09:04:01.634
4 -	58.133	3.102	74.80	09:04:59.767
5 -	55.988	0.957	77.67	09:05:55.755
6 -	56.002	0.971	77.65	09:06:51.757
7 -	57.238	2.207	75.97	09:07:48.995
8 -	55.210 (3)	0.179	78.76	09:08:44.205
9 -	56.376	1.345	77.13	09:09:40.581
10 -	56.203	1.172	77.37	09:10:36.784
11 -	57.466	2.435	75.67	09:11:34.250
12 -	1:00.822	5.791	71.49	09:12:35.072
13 -	55.351	0.320	78.56	09:13:30.423
14 -	55.031 (1)		79.02	09:14:25.454
15 -	56.137	1.106	77.46	09:15:21.591
16 -	56.246	1.215	77.31	09:16:17.837
17 -	55.073 (2)	0.042	78.96	09:17:12.910
18 -	55.378	0.347	78.52	09:18:08.288

P13 34 Alistair LINDSAY				
LAP	LAP TIME	DIFF	MPH	TIME OF DAY
1 -	1:56.367	1:00.878	37.36	09:05:11.209
2 -	57.349	1.860	75.82	09:06:08.558
3 -	57.540	2.051	75.57	09:07:06.098
4 -	57.099	1.610	76.15	09:08:03.197
5 -	58.168	2.679	74.75	09:09:01.365
6 -	55.862 (3)	0.373	77.84	09:09:57.227
7 -	56.506	1.017	76.95	09:10:53.733
8 -	55.709 (2)	0.220	78.05	09:11:49.442
9 -	56.608 D	1.119	76.81	09:12:46.050
10 -	55.876	0.387	77.82	09:13:41.926
11 -	57.049	1.560	76.22	09:14:38.975
12 -	3:50.372	2:54.883	18.87	09:18:29.347
13 -	55.489 (1)		78.36	09:19:24.836

SW Motorsports ClubSport Trophy

QUALIFYING - RACE 1 - LAP ANALYSIS

DIFF = Difference To Personal Best Lap

14 - 56.571 1.082 76.86 09:20:21.407

P14 54 Stephen HARRISON				
LAP	LAP TIME	DIFF	MPH	TIME OF DAY
1 -	1:05.893	9.927	65.99	09:01:20.726
2 -	1:00.628	4.662	71.72	09:02:21.354
3 -	1:00.998	5.032	71.29	09:03:22.352
4 -	58.531	2.565	74.29	09:04:20.883
5 -	1:01.867	5.901	70.28	09:05:22.750
6 -	58.376	2.410	74.49	09:06:21.126
7 -	57.337	1.371	75.84	09:07:18.463
8 -	57.344	1.378	75.83	09:08:15.807
9 -	56.933	0.967	76.38	09:09:12.740
10 -	57.003	1.037	76.28	09:10:09.743
11 -	56.898	0.932	76.42	09:11:06.641
12 -	57.687	1.721	75.38	09:12:04.328
13 -	56.702	0.736	76.69	09:13:01.030
14 -	56.486	0.520	76.98	09:13:57.516
15 -	57.517	1.551	75.60	09:14:55.033
16 -	56.258 (3)	0.292	77.29	09:15:51.291
17 -	57.026	1.060	76.25	09:16:48.317
18 -	57.406 D	1.140	76.14	09:17:45.423
19 -	55.995 (2)	0.029	77.66	09:18:41.418
20 -	56.761	0.795	76.61	09:19:38.179
21 -	55.966 (1)		77.70	09:20:34.145

P15 177 JUKES D / JUKES J				
LAP	LAP TIME	DIFF	MPH	TIME OF DAY
1 -	1:08.722	12.740	63.27	09:01:34.927
2 -	57.767	1.785	75.27	09:02:32.694
3 -	56.968 (3)	0.986	76.33	09:03:29.662
4 -	56.418 (2)	0.436	77.07	09:04:26.080
5 -	57.801	1.819	75.23	09:05:23.881
6 -	57.979	1.997	75.00	09:06:21.860
7 -	55.982 (1)		77.67	09:07:17.842
8 -	2:49.789 P	1:53.807	25.61	09:10:07.631
9 -	1:10.131	14.149	62.00	09:11:17.762
10 -	1:01.933	5.951	70.21	09:12:19.695
11 -	1:00.315	4.333	72.09	09:13:20.010
12 -	59.454	3.472	73.14	09:14:19.464
13 -	59.341	3.359	73.28	09:15:18.805
14 -	1:00.237	4.255	72.19	09:16:19.042
15 -	59.983	4.001	72.49	09:17:19.025
16 -	1:00.414	4.432	71.98	09:18:19.439
17 -	1:02.781	6.799	69.26	09:19:22.220
18 -	1:00.700	4.718	71.64	09:20:22.920

P16 91 ELLIOTT-NOWOBILSKI / NOWOBILSKI				
LAP	LAP TIME	DIFF	MPH	TIME OF DAY
1 -	1:08.618	12.614	63.37	09:01:28.078
2 -	1:01.752	5.748	70.42	09:02:29.830
3 -	1:02.053	6.049	70.07	09:03:31.883
4 -	2:53.031 P	1:57.027	25.13	09:06:24.914
5 -	1:05.106	9.102	66.79	09:07:30.020
6 -	56.349 (3)	0.345	77.17	09:08:26.369
7 -	57.442	1.438	75.70	09:09:23.811
8 -	56.361	0.357	77.15	09:10:20.172
9 -	57.320	1.316	75.86	09:11:17.492
10 -	57.390	1.386	75.77	09:12:14.882
11 -	57.026	1.022	76.25	09:13:11.908
12 -	59.318	3.314	73.31	09:14:11.226
13 -	56.004 (1)		77.64	09:15:07.230
14 -	56.770	0.766	76.60	09:16:04.000

DIFF = Difference To Personal Best Lap

15 - 56.384 0.380 77.12 09:17:00.384
 16 - 58.646 2.642 74.15 09:17:59.030
 17 - 56.661 0.657 76.74 09:18:55.691
 18 - 56.699 0.695 76.69 09:19:52.390
 19 - 56.022 (2) 0.018 77.62 09:20:48.412

P17 888 Graham PRICE				
LAP	LAP TIME	DIFF	MPH	TIME OF DAY
1 -	1:13.803	17.719	58.92	09:01:38.752
2 -	1:03.785	7.701	68.17	09:02:42.537
3 -	1:01.000	4.916	71.28	09:03:43.537
4 -	59.690	3.606	72.85	09:04:43.227
5 -	58.466	2.382	74.37	09:05:41.693
6 -	57.134	1.050	76.11	09:06:38.827
7 -	56.952	0.868	76.35	09:07:35.779
8 -	58.184	2.100	74.73	09:08:33.963
9 -	58.534	2.450	74.29	09:09:32.497
10 -	56.780	0.696	76.58	09:10:29.277
11 -	57.156	1.072	76.08	09:11:26.433
12 -	56.882	0.798	76.44	09:12:23.315
13 -	59.997	3.913	72.48	09:13:23.312
14 -	56.997	0.913	76.29	09:14:20.309
15 -	58.143	2.059	74.79	09:15:18.452
16 -	56.084 (1)		77.53	09:16:14.536
17 -	56.623	0.539	76.79	09:17:11.159
18 -	56.382	0.298	77.12	09:18:07.541
19 -	56.128 (3)	0.044	77.47	09:19:03.669
20 -	56.120 (2)	0.036	77.48	09:19:59.789
21 -	56.338	0.254	77.18	09:20:56.127

P18 4 Stephen HARRISON				
LAP	LAP TIME	DIFF	MPH	TIME OF DAY
1 -	1:10.565	13.761	61.62	09:02:14.624
2 -	1:04.401	7.597	67.52	09:03:19.025
3 -	1:00.237	3.433	72.19	09:04:19.262
4 -	4:02.875 D	6.071	69.16	09:05:22.137
5 -	1:00.834	4.030	71.48	09:06:22.971
6 -	56.804 (1)		76.55	09:07:19.775
7 -	57.419 (2)	0.615	75.73	09:08:17.194
8 -	59.862	3.058	72.64	09:09:17.056
9 -	1:00.195	3.391	72.24	09:10:17.251
10 -	57.787	0.983	75.25	09:11:15.038
11 -	57.562 (3)	0.758	75.54	09:12:12.600
12 -	59.037	2.233	73.65	09:13:11.637

P19 21 Damien OFARRELL				
LAP	LAP TIME	DIFF	MPH	TIME OF DAY
1 -	1:09.554	12.625	62.52	09:01:18.741
2 -	1:01.657	4.728	70.52	09:02:20.398
3 -	1:01.634	4.705	70.55	09:03:22.032
4 -	58.454	1.525	74.39	09:04:20.486
5 -	1:01.820	4.891	70.34	09:05:22.306
6 -	58.132	1.203	74.80	09:06:20.438
7 -	57.256 (2)	0.327	75.95	09:07:17.694
8 -	58.928	1.999	73.79	09:08:16.622
9 -	59.522	2.593	73.05	09:09:16.144
10 -	58.660	1.731	74.13	09:10:14.804
11 -	59.542	2.613	73.03	09:11:14.346
12 -	1:00.146	3.217	72.30	09:12:14.492
13 -	59.127	2.198	73.54	09:13:13.619
14 -	58.351	1.422	74.52	09:14:11.970
15 -	57.663 (3)	0.734	75.41	09:15:09.633
16 -	56.929 (1)		76.38	09:16:06.562

SW Motorsports ClubSport Trophy

QUALIFYING - RACE 1 - LAP ANALYSIS

DIFF = Difference To Personal Best Lap

P20 64 Adam CHAFER				
LAP	LAP TIME	DIFF	MPH	TIME OF DAY
1 -	1:05.471	8.342	66.42	09:01:58.771
2 -	1:00.259	3.130	72.16	09:02:59.030
3 -	58.513	1.384	74.31	09:03:57.543
4 -	1:01.945	4.816	70.20	09:04:59.488
5 -	57.900	0.771	75.10	09:05:57.388
6 -	57.670	0.541	75.40	09:06:55.058
7 -	57.469 (3)	0.340	75.66	09:07:52.527
8 -	57.551	0.422	75.56	09:08:50.078
9 -	57.220 (2)	0.091	75.99	09:09:47.298
10 -	2:36.512 P	1:39.383	27.78	09:12:23.810
11 -	1:03.607	6.478	68.36	09:13:27.417
12 -	58.469	1.340	74.37	09:14:25.886
13 -	1:01.260	4.131	70.98	09:15:27.146
14 -	57.129 (1)		76.11	09:16:24.275
15 -	59.869	2.740	72.63	09:17:24.144
16 -	1:00.406	3.277	71.98	09:18:24.550
17 -	58.049	0.920	74.91	09:19:22.599
18 -	57.905	0.776	75.09	09:20:20.504

P21 88 ADCOCK / I.JONES				
LAP	LAP TIME	DIFF	MPH	TIME OF DAY
1 -	1:04.460	7.247	67.46	09:01:27.534
2 -	59.222	2.009	73.42	09:02:26.756
3 -	57.660 D	0.447	75.41	09:03:24.416
4 -	57.942 D	0.699	75.08	09:04:22.328
5 -	58.973	1.760	73.73	09:05:21.301
6 -	57.262 D	0.049	75.94	09:06:18.563
7 -	57.094 D		76.16	09:07:15.657
8 -	3:06.223 P	2:09.010	23.35	09:10:21.880
9 -	1:05.258	8.045	66.63	09:11:27.138
10 -	59.765	2.552	72.76	09:12:26.903
11 -	59.224	2.011	73.42	09:13:26.127
12 -	58.186	0.973	74.73	09:14:24.313
13 -	57.844 (2)	0.631	75.17	09:15:22.157
14 -	58.479	1.266	74.36	09:16:20.636
15 -	58.259	1.046	74.64	09:17:18.895
16 -	58.946	1.733	73.77	09:18:17.841
17 -	58.055 (3)	0.842	74.90	09:19:15.896
18 -	57.213 (1)		76.00	09:20:13.109

P22 241 Matt MASSEY				
LAP	LAP TIME	DIFF	MPH	TIME OF DAY
1 -	1:06.048	8.592	65.84	09:01:57.487
2 -	1:00.571	3.115	71.79	09:02:58.058
3 -	58.695	1.239	74.08	09:03:56.753
4 -	57.456 (1)		75.68	09:04:54.209
5 -	57.797 (2)	0.341	75.23	09:05:52.006
6 -	58.075 (3)	0.619	74.87	09:06:50.081
7 -	1:53.741 P	56.285	38.23	09:08:43.822
8 -	1:02.260	4.804	69.84	09:09:46.082
9 -	59.008	1.552	73.69	09:10:45.090
10 -	58.743 D	1.257	74.06	09:11:43.803

P23 20 COGSWELL D. / COGSWELL S.				
LAP	LAP TIME	DIFF	MPH	TIME OF DAY
1 -	1:11.242	13.603	61.03	09:01:41.592
2 -	1:03.831	6.192	68.12	09:02:45.423
3 -	1:02.690	5.051	69.36	09:03:48.113
4 -	1:02.861	5.222	69.17	09:04:50.974
5 -	1:00.847	3.208	71.46	09:05:51.821

DIFF = Difference To Personal Best Lap

6 -	1:00.627	2.988	71.72	09:06:52.448
7 -	59.947	2.308	72.54	09:07:52.395
8 -	1:00.784	3.145	71.54	09:08:53.179
9 -	2:41.046 P	1:43.407	27.00	09:11:34.225
10 -	1:05.441	7.802	66.45	09:12:39.666
11 -	1:00.703	3.064	71.63	09:13:40.369
12 -	59.266	1.627	73.37	09:14:39.635
13 -	58.314 (3)	0.675	74.57	09:15:37.949
14 -	1:00.670	3.031	71.67	09:16:38.619
15 -	1:05.208	7.569	66.68	09:17:43.827
16 -	57.875 (2)	0.236	75.13	09:18:41.702
17 -	59.165	1.526	73.49	09:19:40.867
18 -	57.639 (1)		75.44	09:20:38.506

P24 95 Jonathan HOBBS				
LAP	LAP TIME	DIFF	MPH	TIME OF DAY
1 -	1:13.498	15.842	59.16	09:02:15.352
2 -	1:06.507	8.851	65.38	09:03:21.859
3 -	1:03.703	6.047	68.26	09:04:25.562
4 -	1:02.590	4.934	69.47	09:05:28.152
5 -	58.690	1.034	74.09	09:06:26.842
6 -	57.656 (1)		75.42	09:07:24.498
7 -	1:01.141	3.485	71.12	09:08:25.639
8 -	1:00.771	3.115	71.55	09:09:26.410
9 -	58.521	0.865	74.30	09:10:24.931
10 -	59.106	1.450	73.57	09:11:24.037
11 -	1:45.437 P	47.781	41.24	09:13:09.474
12 -	1:05.095	7.439	66.80	09:14:14.569
13 -	59.810	2.154	72.70	09:15:14.379
14 -	58.189	0.533	74.73	09:16:12.568
15 -	1:02.486	4.830	69.59	09:17:15.054
16 -	1:00.866	3.210	71.44	09:18:15.920
17 -	57.808 (3)	0.152	75.22	09:19:13.728
18 -	57.791 (2)	0.135	75.24	09:20:11.519

P25 45 Brendan MURPHY				
LAP	LAP TIME	DIFF	MPH	TIME OF DAY
1 -	1:09.535	11.783	62.53	09:01:25.942
2 -	1:03.051	5.299	68.96	09:02:28.993
3 -	1:00.397	2.645	72.00	09:03:29.390
4 -	1:00.840	3.088	71.47	09:04:30.230
5 -	2:10.704 P	1:12.952	33.27	09:06:40.934
6 -	1:06.095	8.343	65.79	09:07:47.029
7 -	59.170	1.418	73.49	09:08:46.199
8 -	59.105	1.353	73.57	09:09:45.304
9 -	59.225	1.473	73.42	09:10:44.529
10 -	58.538 (3)	0.786	74.28	09:11:43.067
11 -	1:00.080	2.328	72.38	09:12:43.147
12 -	58.379 (2)	0.627	74.48	09:13:41.526
13 -	58.785	1.033	73.97	09:14:40.311
14 -	59.257	1.505	73.38	09:15:39.568
15 -	57.752 (1)		75.29	09:16:37.320
16 -	1:43.146 P	45.394	42.15	09:18:20.466
17 -	1:02.842	5.090	69.19	09:19:23.308
18 -	1:00.061	2.309	72.40	09:20:23.369

P26 119 Nick GLOVER				
LAP	LAP TIME	DIFF	MPH	TIME OF DAY
1 -	1:09.314	11.503	62.73	09:01:21.056
2 -	1:02.970	5.159	69.05	09:02:24.026
3 -	59.904	2.093	72.59	09:03:23.930
4 -	59.517	1.706	73.06	09:04:23.447
5 -	1:00.417	2.606	71.97	09:05:23.864

SW Motorsports ClubSport Trophy

QUALIFYING - RACE 1 - LAP ANALYSIS

DIFF = Difference To Personal Best Lap

6 -	1:00.631	2.820	71.72	09:06:24.495
7 -	59.821	2.010	72.69	09:07:24.316
8 -	1:00.868	3.057	71.44	09:08:25.184
9 -	57.811 (1)		75.22	09:09:22.995
10 -	58.864 (2)	1.053	73.87	09:10:21.859
11 -	59.421	1.610	73.18	09:11:21.280
12 -	1:00.716	2.905	71.62	09:12:21.996
13 -	1:04.081	6.270	67.86	09:13:26.077
14 -	1:00.023	2.212	72.44	09:14:26.100
15 -	1:02.841	5.030	69.20	09:15:28.941
16 -	59.017 (3)	1.206	73.68	09:16:27.958
17 -	1:04.197	6.386	67.73	09:17:32.155
18 -	1:04.167	6.356	67.77	09:18:36.322
19 -	1:07.738	9.927	64.19	09:19:44.060
20 -	1:07.944	10.133	64.00	09:20:52.004

P27 130 Steve WALDEN

LAP	LAP TIME	DIFF	MPH	TIME OF DAY
1 -	1:08.757	10.882	63.24	09:02:15.143
2 -	1:03.136	5.261	68.87	09:03:18.279
3 -	1:00.722	2.847	71.61	09:04:19.001
4 -	1:04.101	6.226	67.83	09:05:23.102
5 -	1:00.518	2.643	71.85	09:06:23.620
6 -	59.303	1.428	73.32	09:07:22.923
7 -	57.875 (1)		75.13	09:08:20.798
8 -	59.784	1.909	72.73	09:09:20.582
9 -	58.137 (2)	0.262	74.79	09:10:18.719
10 -	1:00.575	2.700	71.78	09:11:19.294
11 -	1:01.524	3.649	70.68	09:12:20.818
12 -	59.980	2.105	72.50	09:13:20.798
13 -	59.149 (3)	1.274	73.51	09:14:19.947
14 -	1:01.083	3.208	71.19	09:15:21.030
15 -	1:01.364	3.489	70.86	09:16:22.394

P28 96 Kristian GOODALL

LAP	LAP TIME	DIFF	MPH	TIME OF DAY
1 -	1:13.379	15.230	59.26	09:01:56.252
2 -	1:11.399	13.250	60.90	09:03:07.651
3 -	1:07.181	9.032	64.72	09:04:14.832
4 -	1:09.232	11.083	62.81	09:05:24.064
5 -	1:06.334	8.185	65.55	09:06:30.398
6 -	1:04.894	6.745	67.01	09:07:35.292
7 -	1:03.775	5.626	68.18	09:08:39.067
8 -	1:02.475	4.326	69.60	09:09:41.542
9 -	3:51.542 P	2:53.393	18.78	09:13:33.084
10 -	1:02.937	4.788	69.09	09:14:36.021
11 -	1:00.433 (3)	2.284	71.95	09:15:36.454
12 -	1:00.535	2.386	71.83	09:16:36.989
13 -	1:00.262 (2)	2.113	72.16	09:17:37.251
14 -	58.149 (1)		74.78	09:18:35.400

P29 23 Stefan OATES

LAP	LAP TIME	DIFF	MPH	TIME OF DAY
1 -	1:11.555	12.948	60.77	09:01:40.267
2 -	1:02.069	3.462	70.06	09:02:42.336
3 -	1:03.388	4.781	68.60	09:03:45.724
4 -	1:01.213	2.606	71.04	09:04:46.937
5 -	1:01.440	2.833	70.77	09:05:48.377
6 -	1:00.929	2.322	71.37	09:06:49.306
7 -	59.894 D	1.287	72.60	09:07:49.200
8 -	59.554	0.947	73.01	09:08:48.754
9 -	1:00.892	2.285	71.41	09:09:49.646
10 -	59.497	0.890	73.08	09:10:49.143

DIFF = Difference To Personal Best Lap

11 -	59.212	0.605	73.44	09:11:48.355
12 -	59.846	1.239	72.66	09:12:48.201
13 -	58.969 (2)	0.362	73.74	09:13:47.170
14 -	1:00.272	1.665	72.14	09:14:47.442
15 -	1:00.197	1.590	72.23	09:15:47.639
16 -	58.607 (1)		74.19	09:16:46.246
17 -	1:02.283	3.676	69.82	09:17:48.529
18 -	59.016 (3)	0.409	73.68	09:18:47.545
19 -	1:00.563	1.956	71.80	09:19:48.108
20 -	1:00.618	2.011	71.73	09:20:48.726

P30 28 James STONESTREET J/ STONESTREET I

LAP	LAP TIME	DIFF	MPH	TIME OF DAY
1 -	1:16.721	17.967	56.68	09:01:44.322
2 -	1:07.961	9.207	63.98	09:02:52.283
3 -	1:04.000	5.246	67.94	09:03:56.283
4 -	3:01.223 P	2:02.469	23.99	09:06:57.506
5 -	1:05.891	7.137	65.99	09:08:03.397
6 -	1:04.298	5.544	67.63	09:09:07.695
7 -	1:04.450 D	2.696	70.76	09:10:09.145
8 -	2:46.883 P	1:48.129	26.05	09:12:56.028
9 -	1:03.652	4.898	68.31	09:13:59.680
10 -	59.508 (3)	0.754	73.07	09:14:59.188
11 -	59.116 (2)	0.362	73.56	09:15:58.304
12 -	58.754 (1)		74.01	09:16:57.058

P31 107 Steven WATSON

LAP	LAP TIME	DIFF	MPH	TIME OF DAY
1 -	1:13.260	14.484	59.35	09:02:03.504
2 -	1:08.644	9.868	63.35	09:03:12.148
3 -	1:04.056	5.280	67.88	09:04:16.204
4 -	1:08.601	9.825	63.38	09:05:24.805
5 -	1:02.721	3.945	69.33	09:06:27.526
6 -	1:02.793	4.017	69.25	09:07:30.319
7 -	1:01.802	3.026	70.36	09:08:32.121
8 -	1:00.964	2.188	71.33	09:09:33.085
9 -	1:00.426	1.650	71.96	09:10:33.511
10 -	59.960	1.184	72.52	09:11:33.471
11 -	59.215	0.439	73.43	09:12:32.686
12 -	58.925 (3)	0.149	73.79	09:13:31.611
13 -	58.776 (1)		73.98	09:14:30.387
14 -	58.879 (2)	0.103	73.85	09:15:29.266
15 -	59.271	0.495	73.36	09:16:28.537
16 -	1:01.367	2.591	70.86	09:17:29.904

P32 32 Mark JONES

LAP	LAP TIME	DIFF	MPH	TIME OF DAY
1 -	1:08.124	8.533	63.83	09:01:46.292
2 -	1:03.642	4.051	68.32	09:02:49.934
3 -	1:00.769	1.178	71.55	09:03:50.703
4 -	1:02.210	2.619	69.90	09:04:52.913
5 -	1:01.768	2.177	70.40	09:05:54.681
6 -	1:00.523	0.932	71.85	09:06:55.204
7 -	1:01.144	1.553	71.12	09:07:56.348
8 -	59.842 (2)	0.251	72.66	09:08:56.190
9 -	59.591 (1)		72.97	09:09:55.781
10 -	2:21.253 P	1:21.662	30.78	09:12:17.034
11 -	1:06.738	7.147	65.15	09:13:23.772
12 -	1:01.348	1.757	70.88	09:14:25.120
13 -	1:03.436	3.845	68.55	09:15:28.556
14 -	1:02.529	2.938	69.54	09:16:31.085
15 -	1:02.285	2.694	69.81	09:17:33.370
16 -	1:02.931	3.340	69.10	09:18:36.301

SW Motorsports ClubSport Trophy

QUALIFYING - RACE 1 - LAP ANALYSIS

DIFF = Difference To Personal Best Lap

17 - 1:02.075 2.484 70.05 09:19:38.376
 18 - 1:00.115 (3) 0.524 72.33 09:20:38.491

P33 94 MITCHELL / COCHRANE				
LAP	LAP TIME	DIFF	MPH	TIME OF DAY
1 -	1:09.669	9.604	62.41	09:01:22.374
2 -	1:03.697	3.632	68.27	09:02:26.071
3 -	1:01.134	1.069	71.13	09:03:27.205
4 -	1:00.975	0.910	71.31	09:04:28.180
5 -	1:01.137	1.072	71.12	09:05:29.317
6 -	1:00.733	0.668	71.60	09:06:30.050
7 -	1:01.205	1.140	71.04	09:07:31.255
8 -	1:00.293	0.228	72.12	09:08:31.548
9 -	1:00.764	0.699	71.56	09:09:32.312
10 -	2:41.294 P	1:41.229	26.96	09:12:13.606
11 -	1:03.946	3.881	68.00	09:13:17.552
12 -	1:00.575	0.510	71.78	09:14:18.127
13 -	1:00.079 (2)	0.014	72.38	09:15:18.206
14 -	4:00.478 D	0.413	71.90	09:16:18.684
15 -	1:00.065 (1)		72.39	09:17:18.749
16 -	1:01.973	1.908	70.16	09:18:20.722
17 -	1:00.914	0.849	71.38	09:19:21.636
18 -	1:00.254 (3)	0.189	72.17	09:20:21.890

P34 38 Gary HOBBS				
LAP	LAP TIME	DIFF	MPH	TIME OF DAY
1 -	1:07.579	7.162	64.34	09:01:47.199
2 -	1:06.752	6.335	65.14	09:02:53.951
3 -	1:02.660	2.243	69.40	09:03:56.611
4 -	1:04.314	3.897	67.61	09:05:00.925
5 -	1:00.921 (3)	0.504	71.38	09:06:01.846
6 -	1:00.484 (2)	0.067	71.89	09:07:02.330
7 -	1:00.417 (1)		71.97	09:08:02.747
8 -	1:02.447	2.030	69.63	09:09:05.194
9 -	10:33.663 P	9:33.246	6.86	09:19:38.857
10 -	1:05.554	5.137	66.33	09:20:44.411

P35 721 MURPHY / BATES				
LAP	LAP TIME	DIFF	MPH	TIME OF DAY
1 -	1:04.811	3.464	67.09	09:02:04.480
2 -	1:01.347 (1)		70.88	09:03:05.827
3 -	1:07.107 (2)	5.760	64.80	09:04:12.934

P36 59 Jim BENSON				
LAP	LAP TIME	DIFF	MPH	TIME OF DAY
1 -	1:06.571		65.32	09:01:20.328
2 -	2:57.624 P		24.48	09:04:17.952

SW Motorsports ClubSport Trophy

QUALIFYING - RACE 1 - STATISTICS

Competitors Started 36
Planned Start 2024-04-13 @ 09:00:00.000
Actual Start 2024-04-13 @ 09:00:01.693
Finish Time 2024-04-13 @ 09:20:04.651
Track Length 1.2079mi.
Total Laps 569
Total Distance Covered 687.3210mi.

Session Fastest Lap History

NO	CL	NAME	LAP TIME	TIME OF DAY	LAP	VEHICLE
27	A	Phiroze BILIMORIA	57.768	09:02:13.343	2	VW Scirocco
61	A	Julian DANIEL	54.038	09:02:31.925	2	VW Golf
61	A	Julian DANIEL	53.813	09:03:25.738	3	VW Golf
12	A	Liam CRILLY	53.179	09:03:33.538	3	BMW Z4 Coupe
12	A	Liam CRILLY	53.061	09:07:12.675	7	BMW Z4 Coupe
12	A	Liam CRILLY	53.000	09:08:05.675	8	BMW Z4 Coupe
61	A	Julian DANIEL	52.989	09:08:18.550	8	VW Golf

Flag History

TYPE	TIME OF DAY
GREEN	09:00:01.693
FINISH	09:20:04.651

Flag Statistics

TYPE	COUNT	TOTAL LAPS	TOTAL TIME
Green	1	21	21:52.940
Red	0	0	0.000
Safety Car	0	0	0.000
FCY	0	0	0.000

SW Motorsports ClubSport Trophy
QUALIFYING - RACE 1 - STATISTICS

CLASS : C

4 Starters

Fastest Lap History

NO	NAME	LAP TIME	TIME OF DAY	LAP	VEHICLE
45	Brendan MURPHY	1:03.051	09:02:29.016	2	BMW Compact
23	Stefan OATES	1:02.069	09:02:42.351	2	BMW 1 Series Supercup
241	Matt MASSEY	1:00.571	09:02:58.070	2	Honda Civic Type R
64	Adam CHAFER	1:00.259	09:02:59.038	2	Peugeot 206 GTi
241	Matt MASSEY	58.695	09:03:56.680	3	Honda Civic Type R
64	Adam CHAFER	58.513	09:03:57.551	3	Peugeot 206 GTi
241	Matt MASSEY	57.456	09:04:54.222	4	Honda Civic Type R
64	Adam CHAFER	57.220	09:09:47.305	9	Peugeot 206 GTi
64	Adam CHAFER	57.129	09:16:24.283	14	Peugeot 206 GTi

SW Motorsports ClubSport Trophy
QUALIFYING - RACE 1 - STATISTICS

CLASS : A

9 Starters

Fastest Lap History

NO	NAME	LAP TIME	TIME OF DAY	LAP	VEHICLE
27	Phiroze BILIMORIA	57.768	09:02:13.343	2	VW Scirocco
61	Julian DANIEL	54.038	09:02:31.925	2	VW Golf
61	Julian DANIEL	53.813	09:03:25.738	3	VW Golf
12	Liam CRILLY	53.179	09:03:33.538	3	BMW Z4 Coupe
12	Liam CRILLY	53.061	09:07:12.675	7	BMW Z4 Coupe
12	Liam CRILLY	53.000	09:08:05.675	8	BMW Z4 Coupe
61	Julian DANIEL	52.989	09:08:18.550	8	VW Golf

SW Motorsports ClubSport Trophy
QUALIFYING - RACE 1 - STATISTICS

CLASS : E

6 Starters

Fastest Lap History

NO	NAME	LAP TIME	TIME OF DAY	LAP	VEHICLE
119	Nick GLOVER	1:02.970	09:02:24.042	2	Mazda MX5 Mk2.5
88	ADCOCK / I.JONES	59.222	09:02:26.774	2	BMW Compact E36 1.9
88	ADCOCK / I.JONES	58.973	09:05:21.320	5	BMW Compact E36 1.9
119	Nick GLOVER	57.811	09:09:23.013	9	Mazda MX5 Mk2.5
88	ADCOCK / I.JONES	57.213	09:20:13.127	18	BMW Compact E36 1.9

SW Motorsports ClubSport Trophy

QUALIFYING - RACE 1 - STATISTICS

CLASS : B

12 Starters

Fastest Lap History

NO	NAME	LAP TIME	TIME OF DAY	LAP	VEHICLE
21	Damien OFARRELL	1:01.657	09:02:20.411	2	BMW Z4
54	Stephen HARRISON	1:00.628	09:02:21.369	2	Honda S2000
177	JUKES D / JUKES J	57.767	09:02:32.710	2	BMW Z4
15	Andrew DYER	57.607	09:03:09.853	2	Audi TTRC
177	JUKES D / JUKES J	56.968	09:03:29.678	3	BMW Z4
15	Andrew DYER	56.046	09:04:05.899	3	Audi TTRC
24	Kieran POWER	55.988	09:05:55.769	5	BMW Z4
15	Andrew DYER	55.275	09:05:57.221	5	Audi TTRC
15	Andrew DYER	55.105	09:06:52.324	6	Audi TTRC
15	Andrew DYER	54.959	09:08:43.504	8	Audi TTRC
67	ELLICK / R.JONES	54.639	09:09:16.370	7	Audi TT
67	ELLICK / R.JONES	54.497	09:10:10.865	8	Audi TT

SW Motorsports ClubSport Trophy
QUALIFYING - RACE 1 - STATISTICS

CLASS : D

5 Starters


Fastest Lap History

NO	NAME	LAP TIME	TIME OF DAY	LAP	VEHICLE
28	James STONESTREET J/ STONESTREET R	1:07.961	09:02:52.295	2	Ford Fiesta ST150
721	MURPHY / BATES	1:01.347	09:03:05.844	2	BMW Z4
4	Stephen HARRISON	1:00.237	09:04:19.278	3	Renault Clio
95	Jonathan HOBBS	58.690	09:06:26.858	5	Peugeot 106 Rallye
4	Stephen HARRISON	56.804	09:07:19.790	6	Renault Clio

SW Motorsports ClubSport Trophy

RACE 1 - GRID (45 minutes)

Race Distance = / 45 minutes

ROW 17	33	721	1:01.347 MURPHY / BATES	34	59	Jim BENSON
ROW 16	31	94	1:00.065 MITCHELL / COCHRANE	32	38	1:00.417 Gary HOBBS
ROW 15	29	107	58.776 Steven WATSON	30	32	59.591 Mark JONES
ROW 14	27	23	58.607 Stefan OATES	28	28	58.754 James STONESTREET J/ STONESTREET R
ROW 13	25	130	57.875 Steve WALDEN	26	96	58.149 Kristian GOODALL
ROW 12	23	45	57.752 Brendan MURPHY	24	119	57.811 Nick GLOVER
ROW 11	21	20	57.639 COGSWELL D. / COGSWELL S.	22	95	57.656 Jonathan HOBBS
ROW 10	19	64	57.129 Adam CHAFER	20	88	57.213 ADCOCK / I.JONES
ROW 9	17	4	56.804 Stephen HARRISON	18	21	56.929 Damien OFARRELL
ROW 8	15	91	56.004 ELLIOTT-NOWOBILSKI / NOWOBILSKI	16	888	56.084 Graham PRICE
ROW 7	13	54	55.966 Stephen HARRISON	14	177	55.982 JUKES D / JUKES J
ROW 6	11	24	55.031 Kieran POWER	12	34	55.489 Alistair LINDSAY
ROW 5	9	111	54.939 Shane KELLY	10	116	55.006 James ALFORD
ROW 4	7	67	54.497 ELLUICK / R.JONES	8	14	54.806 WATLING / WHEELER
ROW 3	5	46	53.910 Matty TAYLOR	6	777	54.401 Rob ANDRADE
ROW 2	3	27	53.308 Phiroze BILIMORIA	4	118	53.836 David MAY
ROW 1	1	61	52.989 Julian DANIEL	2	12	53.000 Liam CRILLY
Pole						
						

Comments: Car No 15 - 1st Reserve
Car No 241 - Withdrawn

Brands Hatch Indy: 1.2079 miles

These results are provisional until the conclusion of any judicial and technical matters.

Clerk Of Course: Ian Danaher	Stewards:	Timekeeper: Peter Knight
------------------------------	-----------	--------------------------

Results can be found at www.tsl-timing.com

Printed - 11:26 Saturday, 13 April 2024

SW Motorsports ClubSport Trophy

RACE 1 - CLASSIFICATION

Race Distance = / 45 minutes

POS	NO	CL	PIC	NAME	ENTRY	LAPS	TIME	GAP	DIFF	MPH	BEST	ON	GRD	↑↓
1	27	A	1	Phiroze BILIMORIA	VW Scirocco	41	45:23.466			65.46	53.366	8	3	2
2	118	A	2	David MAY	Nissan 370Z	41	45:26.875	3.409	3.409	65.38	53.743	27	4	2
3	12	A	3	Liam CRILLY	BMW Z4 Coupe	41	45:39.320	15.854	12.445	65.08	53.352	32	2	-1
4	61	A	4	Julian DANIEL	VW Golf	41	45:52.732	29.266	13.412	64.76	53.293	8	1	-3
5	777	A	5	Rob ANDRADE	Volkswagen Golf GTi	41	46:01.211	37.745	8.479	64.57	54.818	33	6	1
6	14	B	1	WATLING / WHEELER	Ford Fiesta ST150	41	46:02.256	38.790	1.045	64.54	55.419	41	8	2
7	34	B	2	Alistair LINDSAY	Audi TFSI 2.0	41	46:04.217	40.751	1.961	64.50	55.720	10	12	5
8	111	A	6	Shane KELLY	Morgan Plus Four	41	46:09.977	46.511	5.760	64.36	55.044	25	9	1
9	54	B	3	Stephen HARRISON	Honda S2000	40	45:26.776	1 Lap	1 Lap	63.79	56.257	6	13	4
10	50	B	4	ELICK / R.JONES	Audi TT	40	45:45.058	1 Lap	18.282	63.36	55.378	8	7	-3
11	59	B	5	Jim BENSON	Lotus Elise	40	45:47.141	1 Lap	2.083	63.31	54.609	30	34	23
12	888	A	7	Graham PRICE	Megane Cup	40	46:09.598	1 Lap	22.457	62.80	56.436	39	16	4
13	45	C	1	Brendan MURPHY	BMW Compact	39	45:25.869	2 Laps	1 Lap	62.21	56.704	32	23	10
14	4	D	1	Stephen HARRISON	Renault Clio	39	45:35.077	2 Laps	9.208	62.00	57.015	32	17	3
15	95	D	2	Jonathan HOBBS	Peugeot 106 Rallye	39	45:39.781	2 Laps	4.704	61.90	57.866	12	22	7
16	130	B	6	Steve WALDEN	BMW E30	39	45:47.148	2 Laps	7.367	61.73	57.849	35	25	9
17	91	B	7	ELLIOTT-NOWOBILSKI / NOWOBILSKI	BMW Z4 3.0	39	45:49.482	2 Laps	2.334	61.68	56.057	8	15	-2
18	88	E	1	ADCOCK / I.JONES	BMW Compact E36 1.9	39	45:55.399	2 Laps	5.917	61.55	57.286	6	20	2
19	23	C	2	Stefan OATES	BMW 1 Series Supercup	39	46:00.108	2 Laps	4.709	61.44	58.720	38	27	8
20	94	E	2	MITCHELL / COCHRANE	Mazda MX5	39	46:07.183	2 Laps	7.075	61.28	59.413	29	31	11
21	119	E	3	Nick GLOVER	Mazda MX5 Mk2.5	38	45:35.937	3 Laps	1 Lap	60.39	58.443	7	24	3
22	38	E	4	Gary HOBBS	Hyundai Coupe	38	45:46.085	3 Laps	10.148	60.17	1:00.394	26	32	10

NOT CLASSIFIED

DNF	116	A		James ALFORD	Honda Civic EP3	36	41:21.408	5 Laps	2 Laps	63.08	55.165	8	10	
DNF	96	B		Kristian GOODALL	Honda Civic Type R	32	44:51.392	9 Laps	4 Laps	51.70	58.981	30	26	
DNF	20	E		COGSWELL D. / COGSWELL S.	Nissan Almera GTi	31	38:00.809	10 Laps	1 Lap	59.10	58.431	29	21	
DNF	24	B		Kieran POWER	BMW Z4	24	30:07.984	17 Laps	7 Laps	57.72	55.021	13	11	
DNF	177	B		JUKES D / JUKES J	BMW Z4	14	14:24.493	27 Laps	10 Laps	70.42	56.202	11	14	
DNF	107	D		Steven WATSON	Renault Clio	13	14:04.291	28 Laps	1 Lap	66.95	58.246	13	29	
DNF	28	D		James STONESTREET J/ STONESTREET R	Ford Fiesta ST150	12	13:06.006	29 Laps	1 Lap	66.39	58.291	6	28	
DNF	46	A		Matty TAYLOR	BMW E36 Compact	8	8:27.366	33 Laps	4 Laps	68.56	54.029	7	5	
DNF	32	E		Mark JONES	Hyundai Coupe	1	3:16.581	40 Laps	7 Laps	22.12			30	
DNF	21	B		Damien OFARRELL	BMW Z4	0							18	
DNF	64	C		Adam CHAFER	Peugeot 206 GTi	0							19	
DNF	721	D		MURPHY / BATES	BMW Z4	0							33	

FASTEST LAP

61	A	Julian DANIEL	VW Golf	8	53.293	81.59 mph	131.31 kph
59	B	Jim BENSON	Lotus Elise	30	54.609	79.63 mph	128.15 kph
45	C	Brendan MURPHY	BMW Compact	32	56.704	76.68 mph	123.41 kph
4	D	Stephen HARRISON	Renault Clio	32	57.015	76.27 mph	122.74 kph
88	E	ADCOCK / I.JONES	BMW Compact E36 1.9	6	57.286	75.91 mph	122.16 kph

Comments: Car No 15 - 1st Reserve
Car No 241 - Withdrawn

Weather / Track : Bright / Dry

These results are provisional until the conclusion of any judicial and technical matters.

Race Distance: 41 Laps / 49.52 miles

Brands Hatch Indy: 1.2079 miles

Date: 13/04/2024 Start: 13:19 Finish: 14:04

Clerk Of Course: Ian Danaher

Stewards:

Timekeeper: Peter Knight

SW Motorsports ClubSport Trophy

RACE 1 - CLASSIFICATION - AMENDED

Race Distance = / 45 minutes

POS	NO	CL	PIC	NAME	ENTRY	LAPS	TIME	GAP	DIFF	MPH	BEST	ON	GRD	↑↓
1	27	A	1	Phiroze BILIMORIA	VW Scirocco	41	45:23.466			65.46	53.366	8	3	2
2	118	A	2	David MAY	Nissan 370Z	41	45:26.875	3.409	3.409	65.38	53.743	27	4	2
3	12	A	3	Liam CRILLY	BMW Z4 Coupe	41	45:39.320	15.854	12.445	65.08	53.352	32	2	-1
4	61	A	4	Julian DANIEL	VW Golf	41	45:52.732	29.266	13.412	64.76	53.293	8	1	-3
5	14	B	1	WATLING / WHEELER	Ford Fiesta ST150	41	46:02.256	38.790	9.524	64.54	55.419	41	8	3
6	111	A	5	Shane KELLY	Morgan Plus Four	41	46:09.977	46.511	7.721	64.36	55.044	25	9	3
7	54	B	2	Stephen HARRISON	Honda S2000	40	45:26.776	1 Lap	1 Lap	63.79	56.257	6	13	6
8	50	B	3	ELICK / R.JONES	Audi TT	40	45:45.058	1 Lap	18.282	63.36	55.378	8	7	-1
9	59	B	4	Jim BENSON	Lotus Elise	40	45:47.141	1 Lap	2.083	63.31	54.609	30	34	25
10	888	A	6	Graham PRICE	Megane Cup	40	46:09.598	1 Lap	22.457	62.80	56.436	39	16	6
11	45	C	1	Brendan MURPHY	BMW Compact	39	45:25.869	2 Laps	1 Lap	62.21	56.704	32	23	12
12	4	D	1	Stephen HARRISON	Renault Clio	39	45:35.077	2 Laps	9.208	62.00	57.015	32	17	5
13	95	D	2	Jonathan HOBBS	Peugeot 106 Rallye	39	45:39.781	2 Laps	4.704	61.90	57.866	12	22	9
14	130	B	5	Steve WALDEN	BMW E30	39	45:47.148	2 Laps	7.367	61.73	57.849	35	25	11
15	91	B	6	ELLIOTT-NOWOBILSKI / NOWOBILSKI	BMW Z4 3.0	39	45:49.482	2 Laps	2.334	61.68	56.057	8	15	0
16	88	E	1	ADCOCK / I.JONES	BMW Compact E36 1.9	39	45:55.399	2 Laps	5.917	61.55	57.286	6	20	4
17	23	C	2	Stefan OATES	BMW 1 Series Supercup	39	46:00.108	2 Laps	4.709	61.44	58.720	38	27	10
18	119	E	2	Nick GLOVER	Mazda MX5 Mk2.5	38	45:35.937	3 Laps	1 Lap	60.39	58.443	7	24	6
19	38	E	3	Gary HOBBS	Hyundai Coupe	38	45:46.085	3 Laps	10.148	60.17	1:00.394	26	32	13

NOT CLASSIFIED

DNF	116	A		James ALFORD	Honda Civic EP3	36	41:21.408	5 Laps	2 Laps	63.08	55.165	8	10	
DNF	96	B		Kristian GOODALL	Honda Civic Type R	32	44:51.392	9 Laps	4 Laps	51.70	58.981	30	26	
DNF	20	E		COGSWELL D. / COGSWELL S.	Nissan Almera GTi	31	38:00.809	10 Laps	1 Lap	59.10	58.431	29	21	
DNF	24	B		Kieran POWER	BMW Z4	24	30:07.984	17 Laps	7 Laps	57.72	55.021	13	11	
DNF	177	B		JUKES D / JUKES J	BMW Z4	14	14:24.493	27 Laps	10 Laps	70.42	56.202	11	14	
DNF	107	D		Steven WATSON	Renault Clio	13	14:04.291	28 Laps	1 Lap	66.95	58.246	13	29	
DNF	28	D		James STONESTREET J/ STONESTREET R	Ford Fiesta ST150	12	13:06.006	29 Laps	1 Lap	66.39	58.291	6	28	
DNF	46	A		Matty TAYLOR	BMW E36 Compact	8	8:27.366	33 Laps	4 Laps	68.56	54.029	7	5	
DNF	32	E		Mark JONES	Hyundai Coupe	1	3:16.581	40 Laps	7 Laps	22.12			30	
DNF	21	B		Damien OFARRELL	BMW Z4	0							18	
DNF	64	C		Adam CHAFER	Peugeot 206 GTi	0							19	
DNF	721	D		MURPHY / BATES	BMW Z4	0							33	
DQ	777	A		Rob ANDRADE	Volkswagen Golf GTi								6	
DQ	34	B		Alistair LINDSAY	Audi TFSI 2.0								12	
DQ	94	E		MITCHELL / COCHRANE	Mazda MX5								31	

FASTEST LAP

61	A	Julian DANIEL	VW Golf	8	53.293	81.59 mph	131.31 kph
59	B	Jim BENSON	Lotus Elise	30	54.609	79.63 mph	128.15 kph
45	C	Brendan MURPHY	BMW Compact	32	56.704	76.68 mph	123.41 kph
4	D	Stephen HARRISON	Renault Clio	32	57.015	76.27 mph	122.74 kph
88	E	ADCOCK / I.JONES	BMW Compact E36 1.9	6	57.286	75.91 mph	122.16 kph

Comments: Car No 34 - Disqualified from result & 4 Penalty Points - Exiting Pit when Red Light showing - C 1.1.6 & Q 12.25.7
 Car No 94 - Disqualified from result & 4 Penalty Points - Exiting Pit when Red Light showing - C 1.1.6 & Q 12.25.7
 Car No 777 - Disqualified from result & 4 Penalty Points - Exiting Pit when Red Light showing - C 1.1.6 & Q 12.25.7

Race Distance: 41 Laps / 49.52 miles

Brands Hatch Indy: 1.2079 miles

Date: 13/04/2024 Start: 13:19 Finish: 14:04

Weather / Track : Bright / Dry

These results are provisional until the conclusion of any judicial and technical matters.

Clerk Of Course: Ian Danaher	Stewards:	Timekeeper: Peter Knight
------------------------------	-----------	--------------------------

SW Motorsports ClubSport Trophy

RACE 1 - LAP CHART

LAP 1 @ 13:20:10.800			LAP 2 @ 13:21:11.305			LAP 3 @ 13:22:40.830			LAP 4 @ 13:24:03.127			LAP 5 @ 13:24:56.610		
NO	BEHIND	LAP TIME	NO	BEHIND	LAP TIME	NO	BEHIND	LAP TIME	NO	BEHIND	LAP TIME	NO	BEHIND	LAP TIME
61		56.892	61		1:00.505	61		1:29.525	61		1:22.297	61		53.483
27	0.558	57.450	27	0.507	1:00.454	27	0.517	1:29.535	27	0.630	1:22.410	27	0.654	53.507
12	1.384	58.276	12	1.176	1:00.297	12	1.200	1:29.549	12	1.055	1:22.152	12	1.259	53.687
46	1.511	58.403	46	2.584	1:01.578	46	1.785	1:28.726	46	1.230	1:21.742	46	2.041	54.294
118	2.433	59.325	118	2.956	1:01.028	118	2.327	1:28.896	118	1.808	1:21.778	118	2.924	54.599
14	3.364	1:00.256	111	3.897	1:00.868	111	2.849	1:28.477	111	2.359	1:21.807	14	5.644	56.110
111	3.534	1:00.426	14	4.845	1:01.986	14	3.985	1:28.665	14	3.017	1:21.329	116	5.744	55.728
116	3.939	1:00.831	116	5.275	1:01.841	116	4.336	1:28.586	116	3.499	1:21.460	50	6.321	55.861
50	3.982	1:00.874	50	6.389	1:02.912	50	5.095	1:28.231	50	3.943	1:21.145	777	7.323	56.327
24	4.678	1:01.570	777	7.063	1:02.750	777	5.662	1:28.124	777	4.479	1:21.114	24	7.805	56.069
777	4.818	1:01.710	24	7.437	1:03.264	24	6.432	1:28.520	24	5.219	1:21.084	34	8.042	56.116
34	5.756	1:02.648	34	8.398	1:03.147	34	7.361	1:28.488	34	5.409	1:20.345	54	10.318	57.178
54	6.948	1:03.840	54	9.296	1:02.853	54	8.022	1:28.251	54	6.623	1:20.898	177	12.144	58.289
177	7.380	1:04.272	177	9.931	1:03.056	177	8.897	1:28.491	177	7.338	1:20.738	91	12.386	58.115
91	7.761	1:04.653	91	10.316	1:03.060	91	9.907	1:29.116	91	7.754	1:20.144	888	13.343	57.442
888	8.455	1:05.347	888	10.651	1:02.701	888	11.103	1:29.977	888	9.384	1:20.578	4	14.964	57.813
4	9.404	1:06.296	4	13.179	1:04.280	4	12.060	1:28.406	4	10.634	1:20.871	88	15.557	57.677
88	11.572	1:08.464	88	14.038	1:02.971	88	13.023	1:28.510	88	11.363	1:20.637	95	18.446	58.426
20	12.874	1:09.766	95	14.952	1:02.116	95	14.387	1:28.960	95	13.503	1:21.413	59	18.781	56.792
95	13.341	1:10.233	20	15.353	1:02.984	20	14.914	1:29.086	20	14.327	1:21.710	45	20.150	59.139
45	13.528	1:10.420	45	16.727	1:03.704	45	16.143	1:28.941	45	14.494	1:20.648	20	22.066	1:01.222
130	15.226	1:12.118	130	17.802	1:03.081	130	17.495	1:29.218	130	15.351	1:20.153	130	22.397	1:00.529
23	16.439	1:13.331	59	20.147	1:03.149	59	18.549	1:27.927	59	15.472	1:19.220	23	25.051	59.072
119	16.854	1:13.746	23	22.788	1:06.854	23	19.625	1:26.362	23	19.462	1:22.134	111	26.634	1:17.758
28	17.349	1:14.241	119	24.150	1:07.801	119	20.714	1:26.089	119	21.155	1:22.738	119	27.103	59.431
59	17.503	1:14.395	28	24.874	1:08.030	28	21.854	1:26.505	28	22.517	1:22.960	28	28.073	59.039
96	17.646	1:14.538	107	25.415	1:07.318	107	23.954	1:28.064	107	23.295	1:21.638	107	28.912	59.100
107	18.602	1:15.494	96	26.076	1:08.935	96	25.290	1:28.739	96	25.489	1:22.496	94	33.186	1:00.357
94	19.524	1:16.416	94	26.907	1:07.888	94	26.067	1:28.685	94	26.312	1:22.542	96	33.501	1:01.495
38	26.467	1:23.359	38	33.981	1:08.019	38	27.667	1:23.211	38	28.697	1:23.327	38	36.274	1:01.060
			32	1 Lap	3:16.581 P									

SW Motorsports ClubSport Trophy

RACE 1 - LAP CHART

LAP 6 @ 13:25:50.437			LAP 7 @ 13:26:43.910			LAP 8 @ 13:27:37.203			LAP 9 @ 13:28:30.907			LAP 10 @ 13:29:24.427		
NO	BEHIND	LAP TIME	NO	BEHIND	LAP TIME	NO	BEHIND	LAP TIME	NO	BEHIND	LAP TIME	NO	BEHIND	LAP TIME
61		53.827	61		53.473	61		53.293	61		53.704	61		53.520
27	0.825	53.998	27	0.766	53.414	27	0.839	53.366	27	0.929	53.794	27	0.812	53.403
12	1.230	53.798	12	1.324	53.567	12	1.566	53.535	12	1.868	54.006	12	1.782	53.434
46	2.275	54.061	46	2.831	54.029	46	4.071	54.533	96	1 Lap	1:02.050	94	1 Lap	1:00.999
118	3.298	54.201	118	4.067	54.242	118	5.131	54.357	38	1 Lap	1:01.312	118	7.397	54.457
116	7.623	55.706	116	9.333	55.183	116	11.205	55.165	118	6.460	55.033	96	1 Lap	1:00.633
14	7.982	56.165	14	10.016	55.507	14	12.165	55.442	116	13.039	55.538	38	1 Lap	1:00.682
50	8.509	56.015	50	10.417	55.381	50	12.502	55.378	14	14.040	55.579	116	14.847	55.328
777	9.277	55.781	777	11.302	55.498	777	13.165	55.156	50	14.416	55.618	14	16.515	55.995
34	10.130	55.915	34	12.385	55.728	34	14.872	55.780	777	14.787	55.326	50	16.771	55.875
24	10.610	56.632	24	12.846	55.709	24	15.187	55.634	34	17.235	56.067	777	17.190	55.923
54	12.748	56.257	54	15.640	56.365	54	18.897	56.550	24	17.630	56.147	34	19.435	55.720
177	14.795	56.478	177	17.968	56.646	177	21.291	56.616	54	21.777	56.584	24	19.793	55.683
91	15.666	57.107	91	18.799	56.606	91	21.563	56.057	177	23.807	56.220	54	24.817	56.560
888	16.551	57.035	888	19.732	56.654	888	22.968	56.529	91	24.362	56.503	177	26.538	56.251
4	18.571	57.434	4	22.583	57.485	59	25.360	55.822	888	25.833	56.569	91	27.241	56.399
88	19.016	57.286	59	22.831	55.218	4	27.628	58.338	59	26.930	55.274	888	28.978	56.665
59	21.086	56.132	88	23.385	57.842	88	27.914	57.822	4	31.324	57.400	59	29.447	56.037
95	23.357	58.738	95	28.183	58.299	111	32.811	55.795	88	31.813	57.603	4	35.408	57.604
45	23.755	57.432	45	28.389	58.107	95	33.120	58.230	111	34.731	55.624	88	35.955	57.662
20	28.097	59.858	111	30.309	55.445	45	33.881	58.785	95	37.437	58.021	111	36.435	55.224
111	28.337	55.530	20	34.189	59.565	20	40.212	59.316	45	37.617	57.440	45	42.081	57.984
130	28.467	59.897	130	34.627	59.633	130	40.354	59.020	130	44.962	58.312	95	43.044	59.127
23	30.191	58.967	23	36.310	59.592	119	42.516	58.917	20	46.572	1:00.064	130	49.451	58.009
119	31.922	58.646	119	36.892	58.443	28	43.673	59.202	119	47.454	58.642	20	53.971	1:00.919
28	32.537	58.291	28	37.764	58.700	23	43.847	1:00.830	28	48.937	58.968			
107	33.607	58.522	107	38.458	58.324	107	44.399	59.234	107	50.103	59.408			
94	39.260	59.901	94	46.079	1:00.292	94	52.727	59.941	23	50.301	1:00.158			
96	40.212	1:00.538	96	47.762	1:01.023									
38	43.197	1:00.750	38	50.515	1:00.791									

SW Motorsports ClubSport Trophy

RACE 1 - LAP CHART

LAP 11 @ 13:30:18.641			LAP 12 @ 13:31:12.323			LAP 13 @ 13:32:06.233			LAP 14 @ 13:33:00.642			LAP 15 @ 13:33:55.041		
NO	BEHIND	LAP TIME	NO	BEHIND	LAP TIME	NO	BEHIND	LAP TIME	NO	BEHIND	LAP TIME	NO	BEHIND	LAP TIME
61		54.214	61		53.682	61		53.910	61		54.409	61		54.399
27	0.746	54.148	27	1.802	54.738	27	2.098	54.206	27	1.475	53.786	27	0.886	53.810
119	1 Lap	1:01.169	12	2.018	54.166	12	2.477	54.369	12	1.983	53.915	12	2.287	54.703
28	1 Lap	59.811	20	1 Lap	1:00.042	130	1 Lap	58.658	95	1 Lap	59.816	45	1 Lap	59.148
12	1.534	53.966	119	1 Lap	1:00.145	118	9.384	54.871	130	1 Lap	58.297	95	1 Lap	59.234
107	1 Lap	1:00.419	28	1 Lap	1:00.479	20	1 Lap	59.414	118	9.268	54.293	118	9.031	54.162
23	1 Lap	1:00.858	107	1 Lap	58.967	119	1 Lap	59.457	20	1 Lap	59.540	130	1 Lap	58.956
118	7.674	54.491	118	8.423	54.431	28	1 Lap	59.780	119	1 Lap	58.883	119	1 Lap	59.451
94	1 Lap	59.954	23	1 Lap	59.490	107	1 Lap	59.557	107	1 Lap	58.246	20	1 Lap	1:00.645
96	1 Lap	1:00.077	116	18.185	55.532	23	1 Lap	59.273	23	1 Lap	59.327	116	23.249	56.724
116	16.335	55.702	94	1 Lap	59.814	116	19.665	55.390	116	20.924	55.668	23	1 Lap	59.743
50	18.557	56.000	14	21.878	56.817	50	23.843	55.866	50	24.827	55.393	50	26.131	55.703
14	18.743	56.442	50	21.887	57.012	14	24.021	56.053	14	25.463	55.851	14	27.267	56.203
777	18.871	55.895	777	22.270	57.081	777	24.242	55.882	24	26.505	56.047	24	27.699	55.593
38	1 Lap	1:01.227	24	23.756	55.501	94	1 Lap	59.952	777	26.957	57.124	777	29.168	56.610
24	21.937	56.358	96	1 Lap	1:02.472	24	24.867	55.021	34	30.307	56.693	34	33.663	57.755
34	22.209	56.988	34	25.059	56.532	34	28.023	56.874	94	1 Lap	1:00.464	59	36.866	56.065
54	26.900	56.297	38	1 Lap	1:00.632	96	1 Lap	1:00.478	54	34.919	56.748	94	1 Lap	1:02.087
177	28.526	56.202	54	29.673	56.455	54	32.580	56.817	59	35.200	56.070	54	38.520	58.000
91	29.300	56.273	177	31.219	56.375	38	1 Lap	1:01.149	96	1 Lap	1:00.864	96	1 Lap	1:01.480
59	30.724	55.491	91	31.962	56.344	59	33.539	55.186	177	37.759	57.887	91	45.188	1:01.338
888	32.398	57.634	59	32.263	55.221	177	34.281	56.972	91	38.249	57.278	111	46.332	58.431
111	38.063	55.842	888	35.586	56.870	91	35.380	57.328	38	1 Lap	1:02.159	38	1 Lap	1:00.980
4	39.231	58.037	111	40.046	55.665	888	38.174	56.498	111	42.300	55.493			
88	39.793	58.052	4	42.787	57.238	111	41.216	55.080	888	45.831	1:02.066			
45	45.191	57.324	88	43.741	57.630	4	46.274	57.397	4	49.765	57.900			
95	46.927	58.097	45	48.522	57.013	88	47.141	57.310	88	50.818	58.086			
130	53.364	58.127	95	51.111	57.866	45	52.094	57.482						

SW Motorsports ClubSport Trophy

RACE 1 - LAP CHART

LAP 16 @ 13:34:58.255			LAP 17 @ 13:36:02.213			LAP 18 @ 13:39:37.334			LAP 19 @ 13:41:23.347			LAP 20 @ 13:42:57.946		
NO	BEHIND	LAP TIME	NO	BEHIND	LAP TIME	NO	BEHIND	LAP TIME	NO	BEHIND	LAP TIME	NO	BEHIND	LAP TIME
61		1:03.214	12		1:03.705	61		1:35.240	61		1:46.013	61		1:34.599
12	0.253	1:01.180	130	1 Lap	1:03.109	888	1 Lap	1:32.084	888	1 Lap	1:45.731	888	1 Lap	1:34.487
118	1.765	55.948	888	2 Laps	3:04.673 P	4	1 Lap	1:31.289	4	1 Lap	1:45.630	4	1 Lap	1:34.428
95	1 Lap	1:02.484	4	2 Laps	3:01.789 P	88	1 Lap	1:31.568	88	1 Lap	1:45.474	88	1 Lap	1:34.362
130	1 Lap	1:01.404	88	2 Laps	3:06.344 P	130	1 Lap	3:28.672 P	27	3.336	1:45.559	27	2.924	1:34.187
119	1 Lap	1:02.354	27	1 Lap	3:04.795 P	27	3.790	1:31.560	118	3.839	1:45.355	118	3.535	1:34.295
20	1 Lap	1:02.464	45	2 Laps	3:13.815 P	118	4.497	1:23.599	95	1 Lap	1:45.578	95	1 Lap	1:34.251
23	1 Lap	1:02.806	116	1 Lap	3:12.234 P	95	1 Lap	1:22.628	45	1 Lap	1:45.596	45	1 Lap	1:34.223
50	26.899	1:03.982	59	1 Lap	2:59.642 P	45	1 Lap	1:21.885	20	1 Lap	1:45.386	20	1 Lap	1:34.345
14	27.448	1:03.395	34	1 Lap	3:04.570 P	20	1 Lap	1:21.354	119	1 Lap	1:45.743	119	1 Lap	1:33.800
24	28.100	1:03.615	94	2 Laps	3:02.785 P	119	1 Lap	1:19.613	23	1 Lap	1:45.536	23	1 Lap	1:33.726
91	1:03.441	1:21.467	777	1 Lap	3:14.480 P	23	1 Lap	1:14.654	116	9.248	1:45.739	116	8.106	1:33.457
			54	1 Lap	3:08.400 P	116	9.522	1:10.673	59	9.982	1:45.784	59	8.797	1:33.414
			96	2 Laps	3:15.225 P	59	10.211	1:10.867	34	10.682	1:45.895	34	9.516	1:33.433
			38	2 Laps	3:15.901 P	34	10.800	1:10.853	50	12.260	1:45.119	50	10.431	1:32.770
			111	1 Lap	3:18.809 P	50	13.154	1:16.437	14	13.389	1:45.360	14	11.131	1:32.341
			61	1:59.881	3:03.839 P	14	14.042	1:15.583	94	1 Lap	1:45.092	94	1 Lap	1:32.250
			888	1 Lap	1:15.633	94	1 Lap	1:09.591	777	15.402	1:45.251	777	12.370	1:31.567
			4	1 Lap	1:16.232	777	16.164	1:09.469	24	16.186	1:41.812	24	13.011	1:31.424
			88	1 Lap	1:11.205	24	20.387	1:02.879	130	1 Lap	1:59.160	130	1 Lap	1:31.658
			27	2:07.351	1:08.842	12	22.648	3:57.769 P	12	17.775	1:41.140	12	14.578	1:31.402
			118	2:16.019	3:18.212 P	91	1 Lap	4:00.806 P	91	1 Lap	1:40.157	91	1 Lap	1:32.117
			95	1 Lap	3:15.341 P	54	1:42.071	1:45.663	54	1:30.898	1:34.840	54	1:29.875	1:33.576
			45	1 Lap	1:10.581	96	1 Lap	1:45.570	96	1 Lap	1:34.866	96	1 Lap	1:33.582
			20	1 Lap	3:02.617 P	38	1 Lap	1:45.846	38	1 Lap	1:34.492	38	1 Lap	1:33.884
			119	1 Lap	3:06.028 P	111	1:44.913	1:46.212	111	1:33.019	1:34.119	111	1:32.339	1:33.919
			23	1 Lap	3:08.945 P									
			50	2:31.838	3:08.897 P									
			14	2:33.580	3:10.090 P									
			116	2:33.970	1:05.659									
			59	2:34.465	1:05.129									
			34	2:35.068	1:04.007									
			94	1 Lap	1:06.987									
			777	2:41.816	1:05.340									
			24	2:52.629	3:28.487 P									
			54	3:31.529	1:51.781									
			96	1 Lap	1:39.584									
			38	1 Lap	1:36.922									
			111	3:33.822	1:35.853									

SW Motorsports ClubSport Trophy

RACE 1 - LAP CHART

LAP 21 @ 13:44:31.154			LAP 22 @ 13:46:09.651			LAP 23 @ 13:47:47.946			LAP 24 @ 13:49:09.204			LAP 25 @ 13:50:05.347		
NO	BEHIND	LAP TIME	NO	BEHIND	LAP TIME	NO	BEHIND	LAP TIME	NO	BEHIND	LAP TIME	NO	BEHIND	LAP TIME
61		1:33.208	61		1:38.497	61		1:38.295	61		1:21.258	61		56.143
888	1 Lap	1:32.949	888	1 Lap	1:38.575	888	1 Lap	1:38.407	888	1 Lap	1:21.539	27	1.786	53.745
4	1 Lap	1:32.803	4	1 Lap	1:38.876	4	1 Lap	1:38.385	4	1 Lap	1:22.007	118	2.787	54.640
88	1 Lap	1:32.758	88	1 Lap	1:39.364	88	1 Lap	1:38.289	88	1 Lap	1:22.422	888	1 Lap	57.777
27	2.564	1:32.848	27	3.409	1:39.342	27	3.219	1:38.105	27	4.184	1:22.223	4	1 Lap	58.445
118	3.082	1:32.755	118	4.074	1:39.489	118	3.679	1:37.900	118	4.290	1:21.869	88	1 Lap	59.282
95	1 Lap	1:32.664	95	1 Lap	1:39.622	95	1 Lap	1:38.271	95	1 Lap	1:21.454	45	1 Lap	58.130
45	1 Lap	1:32.713	45	1 Lap	1:39.776	45	1 Lap	1:37.948	45	1 Lap	1:20.908	95	1 Lap	59.230
20	1 Lap	1:32.567	20	1 Lap	1:39.922	20	1 Lap	1:37.769	20	1 Lap	1:21.869	116	9.006	56.396
119	1 Lap	1:33.497	119	1 Lap	1:39.135	119	1 Lap	1:38.002	119	1 Lap	1:21.809	20	1 Lap	58.706
23	1 Lap	1:33.390	23	1 Lap	1:39.232	23	1 Lap	1:38.140	23	1 Lap	1:21.443	59	10.426	57.665
116	8.229	1:33.331	116	9.595	1:39.863	116	9.160	1:37.860	116	8.753	1:20.851	34	10.934	58.071
59	8.753	1:33.164	59	10.840	1:40.584	59	9.911	1:37.366	59	8.904	1:20.251	14	11.274	56.855
34	9.304	1:32.996	34	11.972	1:41.165	34	10.814	1:37.137	34	9.006	1:19.450	50	13.587	59.137
50	10.790	1:33.567	50	14.688	1:42.395	50	12.320	1:35.927	14	10.562	1:18.267	119	1 Lap	1:01.528
14	11.835	1:33.912	14	16.998	1:43.660	14	13.553	1:34.850	50	10.593	1:19.531	12	13.676	55.763
94	1 Lap	1:33.893	94	1 Lap	1:43.788	94	1 Lap	1:34.630	777	11.631	1:17.829	777	13.850	58.362
777	13.240	1:34.078	777	19.046	1:44.303	777	15.060	1:34.309	94	1 Lap	1:19.254	23	1 Lap	1:02.412
24	13.834	1:34.031	24	20.109	1:44.772	24	16.001	1:34.187	24	12.688	1:17.945	94	1 Lap	1:00.608
130	1 Lap	1:34.140	130	1 Lap	1:44.631	130	1 Lap	1:34.179	130	1 Lap	1:18.219	130	1 Lap	59.257
12	15.575	1:34.205	12	22.242	1:45.164	12	17.799	1:33.852	12	14.056	1:17.515	54	17.386	57.010
91	1 Lap	1:33.041	91	1 Lap	1:47.074	91	1 Lap	1:32.551	91	1 Lap	1:18.120	91	1 Lap	59.506
54	1:27.692	1:31.025	54	1:04.132	1:14.937	54	26.615	1:00.778	54	16.519	1:11.162	96	1 Lap	59.930
96	1 Lap	1:38.900	96	1 Lap	1:18.080	96	1 Lap	1:01.447	96	1 Lap	1:00.710	111	26.404	55.044
38	1 Lap	1:38.541	38	1 Lap	1:21.827	38	1 Lap	1:05.550	111	27.503	1:00.847	38	1 Lap	1:00.428
111	1:37.543	1:38.412	111	1:20.576	1:21.530	111	47.914	1:05.633	38	1 Lap	1:03.293			

SW Motorsports ClubSport Trophy

RACE 1 - LAP CHART

LAP 26 @ 13:51:00.909			LAP 27 @ 13:51:55.029			LAP 28 @ 13:52:48.851			LAP 29 @ 13:53:42.945			LAP 30 @ 13:54:37.155		
NO	BEHIND	LAP TIME	NO	BEHIND	LAP TIME	NO	BEHIND	LAP TIME	NO	BEHIND	LAP TIME	NO	BEHIND	LAP TIME
27		53.776	27		54.120	27		53.822	27		54.094	27		54.210
61	0.913	56.475	118	0.700	53.743	118	0.903	54.025	118	1.221	54.412	118	1.637	54.626
118	1.077	53.852	61	3.337	56.544	61	5.576	56.061	61	6.922	55.440	38	2 Laps	1:00.758
888	1 Lap	57.283	888	1 Lap	57.184	888	1 Lap	57.004	12	13.816	53.797	61	8.265	55.553
4	1 Lap	57.467	4	1 Lap	57.614	12	14.113	53.885	888	1 Lap	57.575	12	13.264	53.658
45	1 Lap	58.236	116	12.573	55.716	116	14.336	55.585	116	17.272	57.030	888	1 Lap	57.178
116	10.977	57.533	59	13.160	55.672	4	1 Lap	58.052	59	17.498	56.711	59	17.897	54.609
59	11.608	56.744	12	14.050	54.762	59	14.881	55.543	4	1 Lap	59.035	116	18.962	55.900
34	12.606	57.234	34	14.818	56.332	34	16.949	55.953	34	19.754	56.899	34	21.777	56.233
95	1 Lap	1:00.028	14	15.344	56.206	14	17.174	55.652	14	20.042	56.962	14	22.118	56.286
14	13.258	57.546	45	1 Lap	59.545	45	1 Lap	57.496	45	1 Lap	58.119	4	1 Lap	59.190
12	13.408	55.294	95	1 Lap	58.954	95	1 Lap	58.131	95	1 Lap	58.252	45	1 Lap	58.071
88	1 Lap	1:03.028	88	1 Lap	58.883	20	1 Lap	59.053	777	27.489	56.534	777	28.208	54.929
20	1 Lap	1:01.035	20	1 Lap	58.535	88	1 Lap	59.275	88	1 Lap	58.468	95	1 Lap	58.582
50	16.889	58.864	50	20.827	58.058	777	25.049	58.005	54	29.389	57.663	54	31.853	56.674
777	17.058	58.770	777	20.866	57.928	50	25.278	58.273	20	1 Lap	59.392	88	1 Lap	58.286
119	1 Lap	59.428	54	22.774	56.971	54	25.820	56.868	50	30.675	59.491	111	34.277	56.578
23	1 Lap	1:00.160	119	1 Lap	1:00.042	130	1 Lap	58.271	111	31.909	55.785	20	1 Lap	58.431
130	1 Lap	58.384	23	1 Lap	59.038	119	1 Lap	59.248	130	1 Lap	58.129	50	35.857	59.392
54	19.923	58.099	130	1 Lap	58.675	111	30.218	56.028	23	1 Lap	59.573	130	1 Lap	57.963
94	1 Lap	1:00.789	94	1 Lap	59.709	23	1 Lap	59.740	119	1 Lap	1:01.290	23	1 Lap	59.053
91	1 Lap	58.725	111	28.012	55.990	94	1 Lap	59.700	91	1 Lap	58.474	91	1 Lap	57.690
111	26.142	55.300	91	1 Lap	59.535	91	1 Lap	59.944	94	1 Lap	59.525	119	1 Lap	1:01.811
96	1 Lap	59.621	96	1 Lap	59.376	96	1 Lap	59.038				94	1 Lap	59.413
38	1 Lap	1:00.826	38	1 Lap	1:00.394	38	1 Lap	1:00.593						

SW Motorsports ClubSport Trophy

RACE 1 - LAP CHART

LAP 31 @ 13:55:31.679			LAP 32 @ 13:56:25.438			LAP 33 @ 13:57:19.531			LAP 34 @ 13:58:14.500			LAP 35 @ 13:59:08.884		
NO	BEHIND	LAP TIME	NO	BEHIND	LAP TIME	NO	BEHIND	LAP TIME	NO	BEHIND	LAP TIME	NO	BEHIND	LAP TIME
27		54.524	27		53.759	27		54.093	27		54.969	27		54.384
118	1.258	54.145	118	2.754	55.255	94	2 Laps	1:01.016	91	2 Laps	58.777	50	1 Lap	58.884
61	9.547	55.806	61	11.108	55.320	118	3.199	54.538	118	3.341	55.111	130	2 Laps	59.264
38	2 Laps	1:02.052	12	11.964	53.352	119	2 Laps	1:00.818	23	2 Laps	1:02.537	118	3.717	54.760
12	12.371	53.631	38	2 Laps	1:00.985	59	1 Lap	1:38.748 P	94	2 Laps	59.903	91	2 Laps	57.975
59	18.859	55.486	888	1 Lap	57.195	12	11.631	53.760	119	2 Laps	1:02.207	23	2 Laps	59.940
888	1 Lap	57.730	116	24.366	57.312	61	13.832	56.817	12	11.791	55.129	94	2 Laps	59.999
116	20.813	56.375	34	25.703	56.337	116	25.806	55.533	59	1 Lap	58.194	12	20.607	1:03.200
34	23.125	55.872	14	26.042	56.371	888	1 Lap	57.566	61	15.552	56.689	59	1 Lap	1:03.657
14	23.430	55.836	777	30.947	55.137	38	2 Laps	1:02.290	116	26.379	55.542	61	23.642	1:02.474
4	1 Lap	58.493	4	1 Lap	58.770	34	28.081	56.471	34	29.304	56.192	119	2 Laps	1:10.283
777	29.569	55.885	45	1 Lap	57.519	14	28.204	56.255	14	29.517	56.282	116	28.557	56.562
45	1 Lap	58.562	111	37.233	55.710	777	31.672	54.818	888	1 Lap	58.112	34	31.188	56.268
54	34.491	57.162	54	37.295	56.563	4	1 Lap	57.015	777	33.153	56.450	14	31.444	56.311
95	1 Lap	58.251	95	1 Lap	58.669	45	1 Lap	56.704	38	2 Laps	1:02.281	888	1 Lap	57.198
111	35.282	55.529	88	1 Lap	58.177	111	38.344	55.204	111	39.127	55.752	777	33.597	54.828
88	1 Lap	58.519	50	45.859	59.882	54	40.068	56.866	45	1 Lap	57.347	111	40.711	55.968
20	1 Lap	58.601	130	1 Lap	1:00.032	95	1 Lap	58.393	4	1 Lap	58.958	38	2 Laps	1:02.438
50	39.736	58.403	96	3 Laps	1:02.102	88	1 Lap	58.562	54	41.979	56.880	45	1 Lap	57.524
96	3 Laps	2:45.814 P	20	1 Lap	1:04.632	50	50.816	59.050	95	1 Lap	58.623	54	44.932	57.337
130	1 Lap	58.419	23	1 Lap	59.169	130	1 Lap	58.761	88	1 Lap	59.230	4	1 Lap	1:00.762
23	1 Lap	58.819	91	1 Lap	59.125	96	3 Laps	58.981				95	1 Lap	58.583
91	1 Lap	57.445												
94	1 Lap	59.907												
119	1 Lap	1:01.333												

SW Motorsports ClubSport Trophy

RACE 1 - LAP CHART

LAP 36 @ 14:00:03.309			LAP 37 @ 14:00:58.276			LAP 38 @ 14:01:53.706			LAP 39 @ 14:02:48.547			LAP 40 @ 14:03:43.150		
NO	BEHIND	LAP TIME	NO	BEHIND	LAP TIME	NO	BEHIND	LAP TIME	NO	BEHIND	LAP TIME	NO	BEHIND	LAP TIME
27		54.425	27		54.967	27		55.430	27		54.841	27		54.603
88	2 Laps	1:00.245	95	2 Laps	59.155	4	2 Laps	59.464	118	3.368	54.405	118	3.419	54.654
50	1 Lap	58.195	118	4.403	55.026	38	3 Laps	1:02.322	4	2 Laps	57.981	119	3 Laps	1:02.478
118	4.344	55.052	88	2 Laps	1:00.094	118	3.804	54.831	38	3 Laps	1:00.977	4	2 Laps	58.613
130	2 Laps	59.040	50	1 Lap	58.433	95	2 Laps	59.034	95	2 Laps	58.288	95	2 Laps	58.506
91	2 Laps	58.472	130	2 Laps	57.849	50	1 Lap	58.136	96	8 Laps	4:47.411 P	38	3 Laps	1:01.494
23	2 Laps	59.167	91	2 Laps	57.157	130	2 Laps	58.344	50	1 Lap	57.960	12	15.728	54.577
94	2 Laps	59.694	12	18.395	53.623	88	2 Laps	1:00.219	130	2 Laps	58.417	50	1 Lap	58.849
12	19.739	53.557	23	2 Laps	59.368	91	2 Laps	58.001	12	15.754	54.153	130	2 Laps	58.997
59	1 Lap	55.166	94	2 Laps	59.491	12	16.442	53.477	91	2 Laps	58.975	96	8 Laps	1:05.337
61	24.643	55.426	59	1 Lap	55.089	23	2 Laps	59.117	88	2 Laps	1:01.276	91	2 Laps	1:00.047
116	32.007	57.875	61	25.087	55.411	59	1 Lap	54.650	59	1 Lap	54.641	59	1 Lap	55.161
34	33.102	56.339	14	34.842	56.028	61	25.425	55.768	61	26.371	55.787	88	2 Laps	1:00.487
14	33.781	56.762	34	34.852	56.717	94	2 Laps	1:00.005	23	2 Laps	59.800	61	27.374	55.606
777	34.516	55.344	777	35.092	55.543	14	35.376	55.964	94	2 Laps	59.682	23	2 Laps	58.720
888	1 Lap	57.284	888	1 Lap	56.608	777	36.163	56.501	14	36.008	55.473	777	36.945	55.350
119	2 Laps	1:05.179	111	42.774	55.761	34	36.195	56.773	777	36.198	54.876	94	2 Laps	59.728
111	41.980	55.694	119	2 Laps	1:03.410	888	1 Lap	56.575	34	37.723	56.369	14	37.595	56.190
45	1 Lap	57.504	45	1 Lap	57.696	111	43.026	55.682	888	1 Lap	56.589	34	38.908	55.788
54	48.959	58.452	54	50.747	56.755	45	1 Lap	57.381	111	43.724	55.539	888	1 Lap	56.436
38	2 Laps	1:01.474				119	2 Laps	1:01.638	45	1 Lap	57.248	111	44.624	55.503
4	1 Lap	58.880				54	52.354	57.037	54	54.357	56.844			

SW Motorsports ClubSport Trophy

RACE 1 - LAP CHART

LAP 41 @ 14:04:37.374

NO	BEHIND	LAP TIME
27		54.224
45	2 Laps	57.775
54	1 Lap	57.780
118	3.409	54.214
4	2 Laps	58.400
119	3 Laps	1:01.705
12	15.854	54.350
95	2 Laps	58.233
50	1 Lap	58.162
38	3 Laps	1:01.859
59	1 Lap	55.205
130	2 Laps	58.166
91	2 Laps	57.980
61	29.266	56.116
88	2 Laps	1:02.030
23	2 Laps	59.632
777	37.745	55.024
14	38.790	55.419
34	40.751	56.067
94	2 Laps	1:00.452
888	1 Lap	57.661
111	46.511	56.111

SW Motorsports ClubSport Trophy

RACE 1 - POSITION CHART

No	Name	Lap Pos																																			
			1	2	3	4	5	6	7	8	9	10	11	12	13	14	15	16	17	18	19	20	21	22	23	24	25	26	27	28	29	30	31	32			
61	DANIEL	1	61	61	61	61	61	61	61	61	61	61	61	61	61	61	61	12	61	61	61	61	61	61	61	61	61	61	27	27	27	27	27	27	27		
12	CRILLY	2	27	27	27	27	27	27	27	27	27	27	27	27	27	27	27	12	61	27	27	27	27	27	27	27	27	27	61	118	118	118	118	118	118	118	
27	BILIMORIA	3	12	12	12	12	12	12	12	12	12	12	12	12	12	12	118	27	118	118	118	118	118	118	118	118	118	118	118	118	61	61	61	61	61	61	61
118	MAY	4	46	46	46	46	46	46	46	46	118	118	118	118	118	118	118	50	118	116	116	116	116	116	116	116	116	116	116	116	116	116	116	116	116	116	
46	TAYLOR	5	118	118	118	118	118	118	118	118	116	116	116	116	116	116	116	14	50	59	59	59	59	59	59	59	59	59	59	59	59	59	59	59	59	59	116
777	ANDRADE	6	14	111	111	111	14	116	116	116	14	14	50	14	50	50	24	14	34	34	34	34	34	34	34	34	34	34	12	59	59	116	116	116	34		
50	ELICK / R.JONES	7	111	14	14	14	116	14	14	14	50	50	14	50	14	14	14	91	116	50	50	50	50	50	50	50	50	14	14	14	34	34	34	34	34	14	
14	WATLING / WHEELER	8	116	116	116	116	50	50	50	50	777	777	777	777	777	24	24	130	59	14	14	14	14	14	14	14	50	50	12	14	14	14	14	14	14	777	
111	KELLY	9	50	50	50	50	777	777	777	777	34	34	24	24	24	777	777	27	34	777	777	777	777	777	777	777	777	777	12	50	50	777	777	777	111		
116	ALFORD	10	24	777	777	777	24	34	34	34	24	24	34	34	34	34	34	116	777	24	24	24	24	24	24	24	24	24	777	777	777	50	54	54	54	54	
24	POWER	11	777	24	24	24	34	24	24	24	54	54	54	54	54	54	59	59	24	12	12	12	12	12	12	12	12	12	54	54	54	54	50	111	111	50	
34	LINDSAY	12	34	34	34	34	54	54	54	54	177	177	177	177	59	59	54	34	54	54	54	54	54	54	54	54	54	54	111	111	111	111	111	50	50	59	
54	HARRISON	13	54	54	54	54	177	177	177	177	91	91	91	91	177	177	91	777	111	111	111	111	111	111	111	111	111	111	111	888	888	888	888	888	888	888	888
177	JUKES D / JUKES J	14	177	177	177	177	91	91	91	91	888	888	59	59	91	91	111	54	888	888	888	888	888	888	888	888	888	888	888	4	4	4	4	4	4	4	4
91	ELLIOTT-NOWOBILSK	15	91	91	91	91	888	888	888	888	59	59	888	888	888	111	95	111	4	4	4	4	4	4	4	4	4	4	45	45	45	45	45	45	45	45	
888	PRICE	16	888	888	888	888	4	4	4	59	4	4	111	111	111	888	130	888	88	88	88	88	88	88	88	88	88	88	88	95	95	95	95	95	95	95	95
4	HARRISON	17	4	4	4	4	88	88	59	4	88	88	4	4	4	4	119	4	130	95	95	95	95	95	95	95	95	95	45	88	88	20	88	88	88	88	
21	OFARRELL	18	88	88	88	88	95	59	88	88	111	111	88	88	88	88	20	88	95	45	45	45	45	45	45	45	45	45	20	20	88	20	20	20	130	130	
64	CHAFER	19	20	95	95	95	59	95	95	111	95	45	45	45	45	45	23	95	45	20	20	20	20	20	20	20	20	20	119	119	130	130	130	130	20	91	
88	ADCOCK / I.JONES	20	95	20	20	20	45	45	45	95	45	95	95	95	95	95	888	45	20	119	119	119	119	119	119	119	119	119	23	23	119	23	23	23	23	23	
20	COGSWELL D. / COGS	21	45	45	45	45	20	20	111	45	130	130	130	130	130	130	4	20	119	23	23	23	23	23	23	23	23	23	23	130	130	23	119	91	91	91	94
95	HOBBS	22	130	130	130	130	130	111	20	20	20	20	20	20	20	119	88	119	23	94	94	94	94	94	94	94	94	94	94	94	94	94	94	94	94	119	
45	MURPHY	23	23	59	59	59	23	130	130	130	119	119	119	119	119	20	45	23	94	130	130	130	130	130	130	130	130	130	130	91	91	91	91	94	94	119	38
119	GLOVER	24	119	23	23	23	111	23	23	119	28	28	28	28	107	23	94	94	91	91	91	91	91	91	91	91	91	91	91	96	96	96	38	38	38	96	
130	WALDEN	25	28	119	119	119	119	119	119	28	107	107	107	107	23	94	96	96	96	96	96	96	96	96	96	96	96	96	96	38	38	38	96	96	96	96	
96	GOODALL	26	59	28	28	28	28	28	28	23	23	23	23	23	94	96	38	38	38	38	38	38	38	38	38	38	38	38	38								
23	OATES	27	96	107	107	107	107	107	107	107	94	94	94	94	96	38																					
28	STONESTREET J/ STC	28	107	96	96	96	94	94	94	94	96	96	96	96	38																						
107	WATSON	29	94	94	94	94	96	96	96	96	38	38	38	38																							
32	JONES	30	38	38	38	38	38	38	38	38																											
94	MITCHELL / COCHRAN	31	32																																		
38	HOBBS	32																																			
721	MURPHY / BATES	33																																			
59	BENSON	34																																			

SW Motorsports ClubSport Trophy

RACE 1 - POSITION CHART

No	Name	Lap Pos										
			33	34	35	36	37	38	39	40	41	
61	DANIEL	1	27	27	27	27	27	27	27	27	27	27
12	CRILLY	2	118	118	118	118	118	118	118	118	118	118
27	BILIMORIA	3	12	12	12	12	12	12	12	12	12	12
118	MAY	4	61	61	61	61	61	61	61	61	61	61
46	TAYLOR	5	116	116	116	116	14	14	14	14	777	777
777	ANDRADE	6	34	34	34	34	34	777	777	14	14	
50	ELLYCK / R.JONES	7	14	14	14	14	777	34	34	34	34	
14	WATLING / WHEELER	8	777	777	777	777	111	111	111	111	111	
111	KELLY	9	111	111	111	111	54	54	54	54		
116	ALFORD	10	54	54	54	54	50	50	50	50		
24	POWER	11	50	50	50	50	59	59	59	59		
34	LINDSAY	12	59	59	59	59	888	888	888	888		
54	HARRISON	13	888	888	888	888	45	45	45			
177	JUKES D / JUKES J	14	45	45	45	45	4	4	4			
91	ELLIOTT-NOWOBILSK	15	4	4	4	4	95	95	95			
888	PRICE	16	95	95	95	95	130	130	130			
4	HARRISON	17	88	88	88	130	91	91	91			
21	OFARRELL	18	130	130	130	88	88	88	88			
64	CHAFER	19	91	91	91	91	23	23	23			
88	ADCOCK / I.JONES	20	23	23	23	23	94	94	94			
20	COGSWELL D. / COGS	21	94	94	94	94	119	119				
95	HOBBS	22	119	119	119	119	38	38				
45	MURPHY	23	38	38	38	38						
119	GLOVER	24										
130	WALDEN	25										
96	GOODALL	26										
23	OATES	27										
28	STONESTREET J/ STC	28										
107	WATSON	29										
32	JONES	30										
94	MITCHELL / COCHRAN	31										
38	HOBBS	32										
721	MURPHY / BATES	33										
59	BENSON	34										

SW Motorsports ClubSport Trophy

RACE 1 - LAP ANALYSIS

DIFF = Difference To Personal Best Lap

P1 27 Phiroze BILIMORIA				
LAP	LAP TIME	DIFF	MPH	TIME OF DAY
1 -	57.450	4.084	75.69	13:20:11.358
2 -	1:00.454	7.088	71.93	13:21:11.812
3 -	1:29.535	36.169	48.56	13:22:41.347
4 -	1:22.410	29.044	52.76	13:24:03.757
5 -	53.507	0.141	81.27	13:24:57.264
6 -	53.998	0.632	80.53	13:25:51.262
7 -	53.414 (3)	0.048	81.41	13:26:44.676
8 -	53.366 (1)		81.48	13:27:38.042
9 -	53.794	0.428	80.83	13:28:31.836
10 -	53.403 (2)	0.037	81.42	13:29:25.239
11 -	54.148	0.782	80.30	13:30:19.387
12 -	54.738	1.372	79.44	13:31:14.125
13 -	54.206	0.840	80.22	13:32:08.331
14 -	53.786	0.420	80.85	13:33:02.117
15 -	53.810	0.444	80.81	13:33:55.927
16 -	3:04.795 P	2:11.429	23.53	13:37:00.722
17 -	1:08.842	15.476	63.16	13:38:09.564
18 -	1:31.560	38.194	47.49	13:39:41.124
19 -	1:45.559	52.193	41.19	13:41:26.683
20 -	1:34.187	40.821	46.16	13:43:00.870
21 -	1:32.848	39.482	46.83	13:44:33.718
22 -	1:39.342	45.976	43.77	13:46:13.060
23 -	1:38.105	44.739	44.32	13:47:51.165
24 -	1:22.223	28.857	52.88	13:49:13.388
25 -	53.745	0.379	80.91	13:50:07.133
26 -	53.776	0.410	80.86	13:51:00.909
27 -	54.120	0.754	80.35	13:51:55.029
28 -	53.822	0.456	80.79	13:52:48.851
29 -	54.094	0.728	80.38	13:53:42.945
30 -	54.210	0.844	80.21	13:54:37.155
31 -	54.524	1.158	79.75	13:55:31.679
32 -	53.759	0.393	80.89	13:56:25.438
33 -	54.093	0.727	80.39	13:57:19.531
34 -	54.969	1.603	79.11	13:58:14.500
35 -	54.384	1.018	79.96	13:59:08.884
36 -	54.425	1.059	79.90	14:00:03.309
37 -	54.967	1.601	79.11	14:00:58.276
38 -	55.430	2.064	78.45	14:01:53.706
39 -	54.841	1.475	79.29	14:02:48.547
40 -	54.603	1.237	79.64	14:03:43.150
41 -	54.224	0.858	80.19	14:04:37.374

P2 118 David MAY				
LAP	LAP TIME	DIFF	MPH	TIME OF DAY
1 -	59.325	5.582	73.30	13:20:13.233
2 -	1:01.028	7.285	71.25	13:21:14.261
3 -	1:28.896	35.153	48.91	13:22:43.157
4 -	1:21.778	28.035	53.17	13:24:04.935
5 -	54.599	0.856	79.64	13:24:59.534
6 -	54.201	0.458	80.23	13:25:53.735
7 -	54.242	0.499	80.17	13:26:47.977
8 -	54.357	0.614	80.00	13:27:42.334
9 -	55.033	1.290	79.01	13:28:37.367
10 -	54.457	0.714	79.85	13:29:31.824
11 -	54.491	0.748	79.80	13:30:26.315
12 -	54.431	0.688	79.89	13:31:20.746
13 -	54.871	1.128	79.25	13:32:15.617
14 -	54.293	0.550	80.09	13:33:09.910
15 -	54.162	0.419	80.28	13:34:04.072
16 -	55.948	2.205	77.72	13:35:00.020
17 -	3:18.212 P	2:24.469	21.93	13:38:18.232
18 -	1:23.599	29.856	52.01	13:39:41.831

DIFF = Difference To Personal Best Lap

19 -	1:45.355	51.612	41.27	13:41:27.186
20 -	1:34.295	40.552	46.11	13:43:01.481
21 -	1:32.755	39.012	46.88	13:44:34.236
22 -	1:39.489	45.746	43.70	13:46:13.725
23 -	1:37.900	44.157	44.41	13:47:51.625
24 -	1:21.869	28.126	53.11	13:49:13.494
25 -	54.640	0.897	79.58	13:50:08.134
26 -	53.852 (2)	0.109	80.75	13:51:01.986
27 -	53.743 (1)		80.91	13:51:55.729
28 -	54.025 (3)	0.282	80.49	13:52:49.754
29 -	54.412	0.669	79.91	13:53:44.166
30 -	54.626	0.883	79.60	13:54:38.792
31 -	54.145	0.402	80.31	13:55:32.937
32 -	55.255	1.512	78.70	13:56:28.192
33 -	54.538	0.795	79.73	13:57:22.730
34 -	55.111	1.368	78.90	13:58:17.841
35 -	54.760	1.017	79.41	13:59:12.601
36 -	55.052	1.309	78.99	14:00:07.653
37 -	55.026	1.283	79.02	14:01:02.679
38 -	54.831	1.088	79.30	14:01:57.510
39 -	54.405	0.662	79.93	14:02:51.915
40 -	54.654	0.911	79.56	14:03:46.569
41 -	54.214	0.471	80.21	14:04:40.783

P3 12 Liam CRILLY				
LAP	LAP TIME	DIFF	MPH	TIME OF DAY
1 -	58.276	4.924	74.62	13:20:12.184
2 -	1:00.297	6.945	72.11	13:21:12.481
3 -	1:29.549	36.197	48.56	13:22:42.030
4 -	1:22.152	28.800	52.93	13:24:04.182
5 -	53.687	0.335	80.99	13:24:57.869
6 -	53.798	0.446	80.83	13:25:51.667
7 -	53.567	0.215	81.18	13:26:45.234
8 -	53.535	0.183	81.22	13:27:38.769
9 -	54.006	0.654	80.52	13:28:32.775
10 -	53.434 (2)	0.082	81.38	13:29:26.209
11 -	53.966	0.614	80.58	13:30:20.175
12 -	54.166	0.814	80.28	13:31:14.341
13 -	54.369	1.017	79.98	13:32:08.710
14 -	53.915	0.563	80.65	13:33:02.625
15 -	54.703	1.351	79.49	13:33:57.328
16 -	1:01.180	7.828	71.07	13:34:58.508
17 -	1:03.705	10.353	68.26	13:36:02.213
18 -	3:57.769 P	3:04.417	18.28	13:39:59.982
19 -	1:41.140	47.788	42.99	13:41:41.122
20 -	1:31.402	38.050	47.57	13:43:12.524
21 -	1:34.205	40.853	46.16	13:44:46.729
22 -	1:45.164	51.812	41.35	13:46:31.893
23 -	1:33.852	40.500	46.33	13:48:05.745
24 -	1:17.515	24.163	56.10	13:49:23.260
25 -	55.763	2.411	77.98	13:50:19.023
26 -	55.294	1.942	78.64	13:51:14.317
27 -	54.762	1.410	79.40	13:52:09.079
28 -	53.885	0.533	80.70	13:53:02.964
29 -	53.797	0.445	80.83	13:53:56.761
30 -	53.658	0.306	81.04	13:54:50.419
31 -	53.631	0.279	81.08	13:55:44.050
32 -	53.352 (1)		81.50	13:56:37.402
33 -	53.760	0.408	80.88	13:57:31.162
34 -	55.129	1.777	78.88	13:58:26.291
35 -	1:03.200	9.848	68.80	13:59:29.491
36 -	53.557	0.205	81.19	14:00:23.048
37 -	53.623	0.271	81.09	14:01:16.671
38 -	53.477 (3)	0.125	81.31	14:02:10.148
39 -	54.153	0.801	80.30	14:03:04.301

SW Motorsports ClubSport Trophy

RACE 1 - LAP ANALYSIS

DIFF = Difference To Personal Best Lap

40 -	54.577	1.225	79.67	14:03:58.878
41 -	54.350	0.998	80.01	14:04:53.228

P4 61 Julian DANIEL				
LAP	LAP TIME	DIFF	MPH	TIME OF DAY

1 -	56.892	3.599	76.43	13:20:10.800
2 -	1:00.505	7.212	71.87	13:21:11.305
3 -	1:29.525	36.232	48.57	13:22:40.830
4 -	1:22.297	29.004	52.84	13:24:03.127
5 -	53.483 (3)	0.190	81.30	13:24:56.610
6 -	53.827	0.534	80.78	13:25:50.437
7 -	53.473 (2)	0.180	81.32	13:26:43.910
8 -	53.293 (1)		81.59	13:27:37.203
9 -	53.704	0.411	80.97	13:28:30.907
10 -	53.520	0.227	81.25	13:29:24.427
11 -	54.214	0.921	80.21	13:30:18.641
12 -	53.682	0.389	81.00	13:31:12.323
13 -	53.910	0.617	80.66	13:32:06.233
14 -	54.409	1.116	79.92	13:33:00.642
15 -	54.399	1.106	79.93	13:33:55.041
16 -	1:03.214	9.921	68.79	13:34:58.255
17 -	3:03.839 P	2:10.546	23.65	13:38:02.094
18 -	1:35.240	41.947	45.65	13:39:37.334
19 -	1:46.013	52.720	41.01	13:41:23.347
20 -	1:34.599	41.306	45.96	13:42:57.946
21 -	1:33.208	39.915	46.65	13:44:31.154
22 -	1:38.497	45.204	44.14	13:46:09.651
23 -	1:38.295	45.002	44.24	13:47:47.946
24 -	1:21.258	27.965	53.51	13:49:09.204
25 -	56.143	2.850	77.45	13:50:05.347
26 -	56.475	3.182	77.00	13:51:01.822
27 -	56.544	3.251	76.90	13:51:58.366
28 -	56.061	2.768	77.56	13:52:54.427
29 -	55.440	2.147	78.43	13:53:49.867
30 -	55.553	2.260	78.27	13:54:45.420
31 -	55.806	2.513	77.92	13:55:41.226
32 -	55.320	2.027	78.60	13:56:36.546
33 -	56.817	3.524	76.53	13:57:33.363
34 -	56.689	3.396	76.70	13:58:30.052
35 -	1:02.474	9.181	69.60	13:59:32.526
36 -	55.426	2.133	78.45	14:00:27.952
37 -	55.411	2.118	78.47	14:01:23.363
38 -	55.768	2.475	77.97	14:02:19.131
39 -	55.787	2.494	77.95	14:03:14.918
40 -	55.606	2.313	78.20	14:04:10.524
41 -	56.116	2.823	77.49	14:05:06.640

P5 777 Rob ANDRADE				
LAP	LAP TIME	DIFF	MPH	TIME OF DAY

1 -	1:01.710	6.892	70.46	13:20:15.618
2 -	1:02.750	7.932	69.30	13:21:18.368
3 -	1:28.124	33.306	49.34	13:22:46.492
4 -	1:21.114	26.296	53.61	13:24:07.606
5 -	56.327	1.509	77.20	13:25:03.933
6 -	55.781	0.963	77.95	13:25:59.714
7 -	55.498	0.680	78.35	13:26:55.212
8 -	55.156	0.338	78.84	13:27:50.368
9 -	55.326	0.508	78.59	13:28:45.694
10 -	55.923	1.105	77.76	13:29:41.617
11 -	55.895	1.077	77.79	13:30:37.512
12 -	57.081	2.263	76.18	13:31:34.593
13 -	55.882	1.064	77.81	13:32:30.475
14 -	57.124	2.306	76.12	13:33:27.599
15 -	56.610	1.792	76.81	13:34:24.209

DIFF = Difference To Personal Best Lap

16 -	3:14.480 P	2:19.662	22.36	13:37:38.689
17 -	1:05.340	10.522	66.55	13:38:44.029
18 -	1:09.469	14.651	62.59	13:39:53.498
19 -	1:45.251	50.433	41.31	13:41:38.749
20 -	1:31.567	36.749	47.49	13:43:10.316
21 -	1:34.078	39.260	46.22	13:44:44.394
22 -	1:44.303	49.485	41.69	13:46:28.697
23 -	1:34.309	39.491	46.11	13:48:03.006
24 -	1:17.829	23.011	55.87	13:49:20.835
25 -	58.362	3.544	74.51	13:50:19.197
26 -	58.770	3.952	73.99	13:51:17.967
27 -	57.928	3.110	75.06	13:52:15.895
28 -	58.005	3.187	74.96	13:53:13.900
29 -	56.534	1.716	76.92	13:54:10.434
30 -	54.929	0.111	79.16	13:55:05.363
31 -	55.885	1.067	77.81	13:56:01.248
32 -	55.137	0.319	78.86	13:56:56.385
33 -	54.818 (1)		79.32	13:57:51.203
34 -	56.450	1.632	77.03	13:58:47.653
35 -	54.828 (2)	0.010	79.31	13:59:42.481
36 -	55.344	0.526	78.57	14:00:37.825
37 -	55.543	0.725	78.29	14:01:33.368
38 -	56.501	1.683	76.96	14:02:29.869
39 -	54.876 (3)	0.058	79.24	14:03:24.745
40 -	55.350	0.532	78.56	14:04:20.095
41 -	55.024	0.206	79.03	14:05:15.119

P6 14 WATLING / WHEELER				
LAP	LAP TIME	DIFF	MPH	TIME OF DAY

1 -	1:00.256	4.837	72.16	13:20:14.164
2 -	1:01.986	6.567	70.15	13:21:16.150
3 -	1:28.665	33.246	49.04	13:22:44.815
4 -	1:21.329	25.910	53.46	13:24:06.144
5 -	56.110	0.691	77.50	13:25:02.254
6 -	56.165	0.746	77.42	13:25:58.419
7 -	55.507	0.088	78.34	13:26:53.926
8 -	55.442 (2)	0.023	78.43	13:27:49.368
9 -	55.579	0.160	78.24	13:28:44.947
10 -	55.995	0.576	77.66	13:29:40.942
11 -	56.442	1.023	77.04	13:30:37.384
12 -	56.817	1.398	76.53	13:31:34.201
13 -	56.053	0.634	77.58	13:32:30.254
14 -	55.851	0.432	77.86	13:33:26.105
15 -	56.203	0.784	77.37	13:34:22.308
16 -	1:03.395	7.976	68.59	13:35:25.703
17 -	3:10.090 P	2:14.671	22.87	13:38:35.793
18 -	1:15.583	20.164	57.53	13:39:51.376
19 -	1:45.360	49.941	41.27	13:41:36.736
20 -	1:32.341	36.922	47.09	13:43:09.077
21 -	1:33.912	38.493	46.30	13:44:42.989
22 -	1:43.660	48.241	41.95	13:46:26.649
23 -	1:34.850	39.431	45.84	13:48:01.499
24 -	1:18.267	22.848	55.56	13:49:19.766
25 -	56.855	1.436	76.48	13:50:16.621
26 -	57.546	2.127	75.56	13:51:14.167
27 -	56.206	0.787	77.36	13:52:10.373
28 -	55.652	0.233	78.13	13:53:06.025
29 -	56.962	1.543	76.34	13:54:02.987
30 -	56.286	0.867	77.25	13:54:59.273
31 -	55.836	0.417	77.88	13:55:55.109
32 -	56.371	0.952	77.14	13:56:51.480
33 -	56.255	0.836	77.30	13:57:47.735
34 -	56.282	0.863	77.26	13:58:44.017
35 -	56.311	0.892	77.22	13:59:40.328
36 -	56.762	1.343	76.61	14:00:37.090

SW Motorsports ClubSport Trophy

RACE 1 - LAP ANALYSIS

DIFF = Difference To Personal Best Lap

37 -	56.028	0.609	77.61	14:01:33.118
38 -	55.964	0.545	77.70	14:02:29.082
39 -	55.473 (3)	0.054	78.39	14:03:24.555
40 -	56.190	0.771	77.39	14:04:20.745
41 -	55.419 (1)		78.46	14:05:16.164

DIFF = Difference To Personal Best Lap

13 -	55.080 (2)	0.036	78.95	13:32:47.449
14 -	55.493	0.449	78.36	13:33:42.942
15 -	58.431	3.387	74.42	13:34:41.373
16 -	3:18.809 P	2:23.765	21.87	13:38:00.182
17 -	1:35.853	40.809	45.36	13:39:36.035
18 -	1:46.212	51.168	40.94	13:41:22.247
19 -	1:34.119	39.075	46.20	13:42:56.366
20 -	1:33.919	38.875	46.30	13:44:30.285
21 -	1:38.412	43.368	44.18	13:46:08.697
22 -	1:21.530	26.486	53.33	13:47:30.227
23 -	1:05.633	10.589	66.25	13:48:35.860
24 -	1:00.847	5.803	71.46	13:49:36.707
25 -	55.044 (1)		79.00	13:50:31.751
26 -	55.300	0.256	78.63	13:51:27.051
27 -	55.990	0.946	77.66	13:52:23.041
28 -	56.028	0.984	77.61	13:53:19.069
29 -	55.785	0.741	77.95	13:54:14.854
30 -	56.578	1.534	76.86	13:55:11.432
31 -	55.529	0.485	78.31	13:56:06.961
32 -	55.710	0.666	78.05	13:57:02.671
33 -	55.204 (3)	0.160	78.77	13:57:57.875
34 -	55.752	0.708	77.99	13:58:53.627
35 -	55.968	0.924	77.69	13:59:49.595
36 -	55.694	0.650	78.08	14:00:45.289
37 -	55.761	0.717	77.98	14:01:41.050
38 -	55.682	0.638	78.09	14:02:36.732
39 -	55.539	0.495	78.29	14:03:32.271
40 -	55.503	0.459	78.34	14:04:27.774
41 -	56.111	1.067	77.50	14:05:23.885

P7 34 Alistair LINDSAY

LAP	LAP TIME	DIFF	MPH	TIME OF DAY
1 -	1:02.648	6.928	69.41	13:20:16.556
2 -	1:03.147	7.427	68.86	13:21:19.703
3 -	1:28.488	32.768	49.14	13:22:48.191
4 -	1:20.345	24.625	54.12	13:24:08.536
5 -	56.116	0.396	77.49	13:25:04.652
6 -	55.915	0.195	77.77	13:26:00.567
7 -	55.728 (2)	0.008	78.03	13:26:56.295
8 -	55.780 (3)	0.060	77.95	13:27:52.075
9 -	56.067	0.347	77.56	13:28:48.142
10 -	55.720 (1)		78.04	13:29:43.862
11 -	56.988	1.268	76.30	13:30:40.850
12 -	56.532	0.812	76.92	13:31:37.382
13 -	56.874	1.154	76.46	13:32:34.256
14 -	56.693	0.973	76.70	13:33:30.949
15 -	57.755	2.035	75.29	13:34:28.704
16 -	3:04.570 P	2:08.850	23.56	13:37:33.274
17 -	1:04.007	8.287	67.93	13:38:37.281
18 -	1:10.853	15.133	61.37	13:39:48.134
19 -	1:45.895	50.175	41.06	13:41:34.029
20 -	1:33.433	37.713	46.54	13:43:07.462
21 -	1:32.996	37.276	46.76	13:44:40.458
22 -	1:41.165	45.445	42.98	13:46:21.623
23 -	1:37.137	41.417	44.76	13:47:58.760
24 -	1:19.450	23.730	54.73	13:49:18.210
25 -	58.071	2.351	74.88	13:50:16.281
26 -	57.234	1.514	75.97	13:51:13.515
27 -	56.332	0.612	77.19	13:52:09.847
28 -	55.953	0.233	77.71	13:53:05.800
29 -	56.899	1.179	76.42	13:54:02.699
30 -	56.233	0.513	77.33	13:54:58.932
31 -	55.872	0.152	77.83	13:55:54.804
32 -	56.337	0.617	77.18	13:56:51.141
33 -	56.471	0.751	77.00	13:57:47.612
34 -	56.192	0.472	77.38	13:58:43.804
35 -	56.268	0.548	77.28	13:59:40.072
36 -	56.339	0.619	77.18	14:00:36.411
37 -	56.717	0.997	76.67	14:01:33.128
38 -	56.773	1.053	76.59	14:02:29.901
39 -	56.369	0.649	77.14	14:03:26.270
40 -	55.788	0.068	77.94	14:04:22.058
41 -	56.067	0.347	77.56	14:05:18.125

P9 54 Stephen HARRISON

LAP	LAP TIME	DIFF	MPH	TIME OF DAY
1 -	1:03.840	7.583	68.11	13:20:17.748
2 -	1:02.853	6.596	69.18	13:21:20.601
3 -	1:28.251	31.994	49.27	13:22:48.852
4 -	1:20.898	24.641	53.75	13:24:09.750
5 -	57.178	0.921	76.05	13:25:06.928
6 -	56.257 (1)		77.29	13:26:03.185
7 -	56.365 (3)	0.108	77.15	13:26:59.550
8 -	56.550	0.293	76.89	13:27:56.100
9 -	56.584	0.327	76.85	13:28:52.684
10 -	56.560	0.303	76.88	13:29:49.244
11 -	56.297 (2)	0.040	77.24	13:30:45.541
12 -	56.455	0.198	77.02	13:31:41.996
13 -	56.817	0.560	76.53	13:32:38.813
14 -	56.748	0.491	76.63	13:33:35.561
15 -	58.000	1.743	74.97	13:34:33.561
16 -	3:08.400 P	2:12.143	23.08	13:37:41.961
17 -	1:51.781	55.524	38.90	13:39:33.742
18 -	1:45.663	49.406	41.15	13:41:19.405
19 -	1:34.840	38.583	45.85	13:42:54.245
20 -	1:33.576	37.319	46.47	13:44:27.821
21 -	1:31.025	34.768	47.77	13:45:58.846
22 -	1:14.937	18.680	58.03	13:47:13.783
23 -	1:00.778	4.521	71.54	13:48:14.561
24 -	1:11.162	14.905	61.10	13:49:25.723
25 -	57.010	0.753	76.27	13:50:22.733
26 -	58.099	1.842	74.84	13:51:20.832
27 -	56.971	0.714	76.33	13:52:17.803
28 -	56.868	0.611	76.46	13:53:14.671
29 -	57.663	1.406	75.41	13:54:12.334
30 -	56.674	0.417	76.73	13:55:09.008
31 -	57.162	0.905	76.07	13:56:06.170
32 -	56.563	0.306	76.88	13:57:02.733
33 -	56.866	0.609	76.47	13:57:59.599

P8 111 Shane KELLY

LAP	LAP TIME	DIFF	MPH	TIME OF DAY
1 -	1:00.426	5.382	71.96	13:20:14.334
2 -	1:00.868	5.824	71.44	13:21:15.202
3 -	1:28.477	33.433	49.14	13:22:43.679
4 -	1:21.807	26.763	53.15	13:24:05.486
5 -	1:17.758	22.714	55.92	13:25:23.244
6 -	55.530	0.486	78.31	13:26:18.774
7 -	55.445	0.401	78.43	13:27:14.219
8 -	55.795	0.751	77.93	13:28:10.014
9 -	55.624	0.580	78.17	13:29:05.638
10 -	55.224	0.180	78.74	13:30:00.862
11 -	55.842	0.798	77.87	13:30:56.704
12 -	55.665	0.621	78.12	13:31:52.369

SW Motorsports ClubSport Trophy

RACE 1 - LAP ANALYSIS

DIFF = Difference To Personal Best Lap

34 -	56.880	0.623	76.45	13:58:56.479
35 -	57.337	1.080	75.84	13:59:53.816
36 -	58.452	2.195	74.39	14:00:52.268
37 -	56.755	0.498	76.62	14:01:49.023
38 -	57.037	0.780	76.24	14:02:46.060
39 -	56.844	0.587	76.50	14:03:42.904
40 -	57.780	1.523	75.26	14:04:40.684

DIFF = Difference To Personal Best Lap

12 -	55.221	0.612	78.74	13:31:44.586
13 -	55.186	0.577	78.79	13:32:39.772
14 -	56.070	1.461	77.55	13:33:35.842
15 -	56.065	1.456	77.56	13:34:31.907
16 -	2:59.642	P 2:05.033	24.20	13:37:31.549
17 -	1:05.129	10.520	66.76	13:38:36.678
18 -	1:10.867	16.258	61.36	13:39:47.545
19 -	1:45.784	51.175	41.10	13:41:33.329
20 -	1:33.414	38.805	46.55	13:43:06.743
21 -	1:33.164	38.555	46.67	13:44:39.907
22 -	1:40.584	45.975	43.23	13:46:20.491
23 -	1:37.366	42.757	44.66	13:47:57.857
24 -	1:20.251	25.642	54.18	13:49:18.108
25 -	57.665	3.056	75.41	13:50:15.773
26 -	56.744	2.135	76.63	13:51:12.517
27 -	55.672	1.063	78.11	13:52:08.189
28 -	55.543	0.934	78.29	13:53:03.732
29 -	56.711	2.102	76.68	13:54:00.443
30 -	54.609	(1) 79.63	79.63	13:54:55.052
31 -	55.486	0.877	78.37	13:55:50.538
32 -	1:38.748	P 44.139	44.03	13:57:29.286
33 -	58.194	3.585	74.72	13:58:27.480
34 -	1:03.657	9.048	68.31	13:59:31.137
35 -	55.166	0.557	78.82	14:00:26.303
36 -	55.089	0.480	78.93	14:01:21.392
37 -	54.650	(3) 0.041	79.57	14:02:16.042
38 -	54.641	(2) 0.032	79.58	14:03:10.683
39 -	55.161	0.552	78.83	14:04:05.844
40 -	55.205	0.596	78.77	14:05:01.049

P10 50 ELLICK / R.JONES

LAP	LAP TIME	DIFF	MPH	TIME OF DAY
1 -	1:00.874	5.496	71.43	13:20:14.782
2 -	1:02.912	7.534	69.12	13:21:17.694
3 -	1:28.231	32.853	49.28	13:22:45.925
4 -	1:21.145	25.767	53.59	13:24:07.070
5 -	55.861	0.483	77.84	13:25:02.931
6 -	56.015	0.637	77.63	13:25:58.946
7 -	55.381 (2)	0.003	78.52	13:26:54.327
8 -	55.378 (1)		78.52	13:27:49.705
9 -	55.618	0.240	78.18	13:28:45.323
10 -	55.875	0.497	77.82	13:29:41.198
11 -	56.000	0.622	77.65	13:30:37.198
12 -	57.012	1.634	76.27	13:31:34.210
13 -	55.866	0.488	77.83	13:32:30.076
14 -	55.393 (3)	0.015	78.50	13:33:25.469
15 -	55.703	0.325	78.06	13:34:21.172
16 -	1:03.982	8.604	67.96	13:35:25.154
17 -	3:08.897	P 2:13.519	23.02	13:38:34.051
18 -	1:16.437	21.059	56.89	13:39:50.488
19 -	1:45.119	49.741	41.36	13:41:35.607
20 -	1:32.770	37.392	46.87	13:43:08.377
21 -	1:33.567	38.189	46.47	13:44:41.944
22 -	1:42.395	47.017	42.46	13:46:24.339
23 -	1:35.927	40.549	45.33	13:48:00.266
24 -	1:19.531	24.153	54.67	13:49:19.797
25 -	59.137	3.759	73.53	13:50:18.934
26 -	58.864	3.486	73.87	13:51:17.798
27 -	58.058	2.680	74.90	13:52:15.856
28 -	58.273	2.895	74.62	13:53:14.129
29 -	59.491	4.113	73.09	13:54:13.620
30 -	59.392	4.014	73.21	13:55:13.012
31 -	58.403	3.025	74.45	13:56:11.415
32 -	59.882	4.504	72.61	13:57:11.297
33 -	59.050	3.672	73.64	13:58:10.347
34 -	58.884	3.506	73.85	13:59:09.231
35 -	58.195	2.817	74.72	14:00:07.426
36 -	58.433	3.055	74.42	14:01:05.859
37 -	58.136	2.758	74.80	14:02:03.995
38 -	57.960	2.582	75.02	14:03:01.955
39 -	58.849	3.471	73.89	14:04:00.804
40 -	58.162	2.784	74.76	14:04:58.966

P12 888 Graham PRICE

LAP	LAP TIME	DIFF	MPH	TIME OF DAY
1 -	1:05.347	8.911	66.54	13:20:19.255
2 -	1:02.701	6.265	69.35	13:21:21.956
3 -	1:29.977	33.541	48.33	13:22:51.933
4 -	1:20.578	24.142	53.96	13:24:12.511
5 -	57.442	1.006	75.70	13:25:09.953
6 -	57.035	0.599	76.24	13:26:06.988
7 -	56.654	0.218	76.75	13:27:03.642
8 -	56.529 (3)	0.093	76.92	13:28:00.171
9 -	56.569	0.133	76.87	13:28:56.740
10 -	56.665	0.229	76.74	13:29:53.405
11 -	57.634	1.198	75.45	13:30:51.039
12 -	56.870	0.434	76.46	13:31:47.909
13 -	56.498 (2)	0.062	76.96	13:32:44.407
14 -	1:02.066	5.630	70.06	13:33:46.473
15 -	3:04.673	P 2:08.237	23.54	13:36:51.146
16 -	1:15.633	19.197	57.49	13:38:06.779
17 -	1:32.084	35.648	47.22	13:39:38.863
18 -	1:45.731	49.295	41.12	13:41:24.594
19 -	1:34.487	38.051	46.02	13:42:59.081
20 -	1:32.949	36.513	46.78	13:44:32.030
21 -	1:38.575	42.139	44.11	13:46:10.605
22 -	1:38.407	41.971	44.18	13:47:49.012
23 -	1:21.539	25.103	53.33	13:49:10.551
24 -	57.777	1.341	75.26	13:50:08.328
25 -	57.283	0.847	75.91	13:51:05.611
26 -	57.184	0.748	76.04	13:52:02.795
27 -	57.004	0.568	76.28	13:52:59.799
28 -	57.575	1.139	75.52	13:53:57.374
29 -	57.178	0.742	76.05	13:54:54.552
30 -	57.730	1.294	75.32	13:55:52.282
31 -	57.195	0.759	76.03	13:56:49.477
32 -	57.566	1.130	75.54	13:57:47.043
33 -	58.112	1.676	74.83	13:58:45.155

P11 59 Jim BENSON

LAP	LAP TIME	DIFF	MPH	TIME OF DAY
1 -	1:14.395	19.786	58.45	13:20:28.303
2 -	1:03.149	8.540	68.86	13:21:31.452
3 -	1:27.927	33.318	49.45	13:22:59.379
4 -	1:19.220	24.611	54.89	13:24:18.599
5 -	56.792	2.183	76.57	13:25:15.391
6 -	56.132	1.523	77.47	13:26:11.523
7 -	55.218	0.609	78.75	13:27:06.741
8 -	55.822	1.213	77.90	13:28:02.563
9 -	55.274	0.665	78.67	13:28:57.837
10 -	56.037	1.428	77.60	13:29:53.874
11 -	55.491	0.882	78.36	13:30:49.365

SW Motorsports ClubSport Trophy

RACE 1 - LAP ANALYSIS

DIFF = Difference To Personal Best Lap

34 -	57.198	0.762	76.02	13:59:42.353
35 -	57.284	0.848	75.91	14:00:39.637
36 -	56.608	0.172	76.81	14:01:36.245
37 -	56.575	0.139	76.86	14:02:32.820
38 -	56.589	0.153	76.84	14:03:29.409
39 -	56.436 (1)		77.05	14:04:25.845
40 -	57.661	1.225	75.41	14:05:23.506

P13 45 Brendan MURPHY

LAP	LAP TIME	DIFF	MPH	TIME OF DAY
1 -	1:10.420	13.716	61.75	13:20:24.328
2 -	1:03.704	7.000	68.26	13:21:28.032
3 -	1:28.941	32.237	48.89	13:22:56.973
4 -	1:20.648	23.944	53.92	13:24:17.621
5 -	59.139	2.435	73.53	13:25:16.760
6 -	57.432	0.728	75.71	13:26:14.192
7 -	58.107	1.403	74.83	13:27:12.299
8 -	58.785	2.081	73.97	13:28:11.084
9 -	57.440	0.736	75.70	13:29:08.524
10 -	57.984	1.280	74.99	13:30:06.508
11 -	57.324	0.620	75.86	13:31:03.832
12 -	57.013 (2)	0.309	76.27	13:32:00.845
13 -	57.482	0.778	75.65	13:32:58.327
14 -	59.148	2.444	73.52	13:33:57.475
15 -	3:13.815 P	2:17.111	22.43	13:37:11.290
16 -	1:10.581	13.877	61.61	13:38:21.871
17 -	1:21.885	25.181	53.10	13:39:43.756
18 -	1:45.596	48.892	41.18	13:41:29.352
19 -	1:34.223	37.519	46.15	13:43:03.575
20 -	1:32.713	36.009	46.90	13:44:36.288
21 -	1:39.776	43.072	43.58	13:46:16.064
22 -	1:37.948	41.244	44.39	13:47:54.012
23 -	1:20.908	24.204	53.74	13:49:14.920
24 -	58.130	1.426	74.80	13:50:13.050
25 -	58.236	1.532	74.67	13:51:11.286
26 -	59.545	2.841	73.03	13:52:10.831
27 -	57.496	0.792	75.63	13:53:08.327
28 -	58.119	1.415	74.82	13:54:06.446
29 -	58.071	1.367	74.88	13:55:04.517
30 -	58.562	1.858	74.25	13:56:03.079
31 -	57.519	0.815	75.60	13:57:00.598
32 -	56.704 (1)		76.68	13:57:57.302
33 -	57.347	0.643	75.82	13:58:54.649
34 -	57.524	0.820	75.59	13:59:52.173
35 -	57.504	0.800	75.62	14:00:49.677
36 -	57.696	0.992	75.37	14:01:47.373
37 -	57.381	0.677	75.78	14:02:44.754
38 -	57.248 (3)	0.544	75.96	14:03:42.002
39 -	57.775	1.071	75.26	14:04:39.777

P14 4 Stephen HARRISON

LAP	LAP TIME	DIFF	MPH	TIME OF DAY
1 -	1:06.296	9.281	65.59	13:20:20.204
2 -	1:04.280	7.265	67.65	13:21:24.484
3 -	1:28.406	31.391	49.18	13:22:52.890
4 -	1:20.871	23.856	53.77	13:24:13.761
5 -	57.813	0.798	75.21	13:25:11.574
6 -	57.434	0.419	75.71	13:26:09.008
7 -	57.485	0.470	75.64	13:27:06.493
8 -	58.338	1.323	74.54	13:28:04.831
9 -	57.400	0.385	75.75	13:29:02.231
10 -	57.604	0.589	75.49	13:29:59.835
11 -	58.037	1.022	74.92	13:30:57.872
12 -	57.238 (2)	0.223	75.97	13:31:55.110

DIFF = Difference To Personal Best Lap

13 -	57.397 (3)	0.382	75.76	13:32:52.507
14 -	57.900	0.885	75.10	13:33:50.407
15 -	3:01.789 P	2:04.774	23.92	13:36:52.196
16 -	1:16.232	19.217	57.04	13:38:08.428
17 -	1:31.289	34.274	47.63	13:39:39.717
18 -	1:45.630	48.615	41.16	13:41:25.347
19 -	1:34.428	37.413	46.05	13:42:59.775
20 -	1:32.803	35.788	46.85	13:44:32.578
21 -	1:38.876	41.861	43.98	13:46:11.454
22 -	1:38.385	41.370	44.19	13:47:49.839
23 -	1:22.007	24.992	53.02	13:49:11.846
24 -	58.445	1.430	74.40	13:50:10.291
25 -	57.467	0.452	75.67	13:51:07.758
26 -	57.614	0.599	75.47	13:52:05.372
27 -	58.052	1.037	74.90	13:53:03.424
28 -	59.035	2.020	73.66	13:54:02.459
29 -	59.190	2.175	73.46	13:55:01.649
30 -	58.493	1.478	74.34	13:56:00.142
31 -	58.770	1.755	73.99	13:56:58.912
32 -	57.015 (1)		76.27	13:57:55.927
33 -	58.958	1.943	73.75	13:58:54.885
34 -	1:00.762	3.747	71.56	13:59:55.647
35 -	58.880	1.865	73.85	14:00:54.527
36 -	59.464	2.449	73.13	14:01:53.991
37 -	57.981	0.966	75.00	14:02:51.972
38 -	58.613	1.598	74.19	14:03:50.585
39 -	58.400	1.385	74.46	14:04:48.985

P15 95 Jonathan HOBBS

LAP	LAP TIME	DIFF	MPH	TIME OF DAY
1 -	1:10.233	12.367	61.91	13:20:24.141
2 -	1:02.116	4.250	70.00	13:21:26.257
3 -	1:28.960	31.094	48.88	13:22:55.217
4 -	1:21.413	23.547	53.41	13:24:16.630
5 -	58.426	0.560	74.42	13:25:15.056
6 -	58.738	0.872	74.03	13:26:13.794
7 -	58.299	0.433	74.59	13:27:12.093
8 -	58.230	0.364	74.67	13:28:10.323
9 -	58.021 (2)	0.155	74.94	13:29:08.344
10 -	59.127	1.261	73.54	13:30:07.471
11 -	58.097 (3)	0.231	74.85	13:31:05.568
12 -	57.866 (1)		75.14	13:32:03.434
13 -	59.816	1.950	72.69	13:33:03.250
14 -	59.234	1.368	73.41	13:34:02.484
15 -	1:02.484	4.618	69.59	13:35:04.968
16 -	3:15.341 P	2:17.475	22.26	13:38:20.309
17 -	1:22.628	24.762	52.62	13:39:42.937
18 -	1:45.578	47.712	41.18	13:41:28.515
19 -	1:34.251	36.385	46.13	13:43:02.766
20 -	1:32.664	34.798	46.92	13:44:35.430
21 -	1:39.622	41.756	43.65	13:46:15.052
22 -	1:38.271	40.405	44.25	13:47:53.323
23 -	1:21.454	23.588	53.38	13:49:14.777
24 -	59.230	1.364	73.41	13:50:14.007
25 -	1:00.028	2.162	72.44	13:51:14.035
26 -	58.954	1.088	73.76	13:52:12.989
27 -	58.131	0.265	74.80	13:53:11.120
28 -	58.252	0.386	74.65	13:54:09.372
29 -	58.582	0.716	74.23	13:55:07.954
30 -	58.251	0.385	74.65	13:56:06.205
31 -	58.669	0.803	74.12	13:57:04.874
32 -	58.393	0.527	74.47	13:58:03.267
33 -	58.623	0.757	74.17	13:59:01.890
34 -	58.583	0.717	74.22	14:00:00.473
35 -	59.155	1.289	73.51	14:00:59.628

SW Motorsports ClubSport Trophy

RACE 1 - LAP ANALYSIS

DIFF = Difference To Personal Best Lap

36 -	59.034	1.168	73.66	14:01:58.662
37 -	58.288	0.422	74.60	14:02:56.950
38 -	58.506	0.640	74.32	14:03:55.456
39 -	58.233	0.367	74.67	14:04:53.689

P16 130 Steve WALDEN

LAP	LAP TIME	DIFF	MPH	TIME OF DAY
1 -	1:12.118	14.269	60.29	13:20:26.026
2 -	1:03.081	5.232	68.93	13:21:29.107
3 -	1:29.218	31.369	48.74	13:22:58.325
4 -	1:20.153	22.304	54.25	13:24:18.478
5 -	1:00.529	2.680	71.84	13:25:19.007
6 -	59.897	2.048	72.60	13:26:18.904
7 -	59.633	1.784	72.92	13:27:18.537
8 -	59.020	1.171	73.68	13:28:17.557
9 -	58.312	0.463	74.57	13:29:15.869
10 -	58.009 (3)	0.160	74.96	13:30:13.878
11 -	58.127	0.278	74.81	13:31:12.005
12 -	58.658	0.809	74.13	13:32:10.663
13 -	58.297	0.448	74.59	13:33:08.960
14 -	58.956	1.107	73.76	13:34:07.916
15 -	1:01.404	3.555	70.81	13:35:09.320
16 -	1:03.109	5.260	68.90	13:36:12.429
17 -	3:28.672 P	2:30.823	20.83	13:39:41.101
18 -	1:59.160	1:01.311	36.49	13:41:40.261
19 -	1:31.658	33.809	47.44	13:43:11.919
20 -	1:34.140	36.291	46.19	13:44:46.059
21 -	1:44.631	46.782	41.56	13:46:30.690
22 -	1:34.179	36.330	46.17	13:48:04.869
23 -	1:18.219	20.370	55.59	13:49:23.088
24 -	59.257	1.408	73.38	13:50:22.345
25 -	58.384	0.535	74.48	13:51:20.729
26 -	58.675	0.826	74.11	13:52:19.404
27 -	58.271	0.422	74.62	13:53:17.675
28 -	58.129	0.280	74.80	13:54:15.804
29 -	57.963 (2)	0.114	75.02	13:55:13.767
30 -	58.419	0.570	74.43	13:56:12.186
31 -	1:00.032	2.183	72.43	13:57:12.218
32 -	58.761	0.912	74.00	13:58:10.979
33 -	59.264	1.415	73.37	13:59:10.243
34 -	59.040	1.191	73.65	14:00:09.283
35 -	57.849 (1)		75.17	14:01:07.132
36 -	58.344	0.495	74.53	14:02:05.476
37 -	58.417	0.568	74.44	14:03:03.893
38 -	58.997	1.148	73.70	14:04:02.890
39 -	58.166	0.317	74.76	14:05:01.056

P17 91 ELLIOTT-NOWOBILSKI / NOWOBILSKI

LAP	LAP TIME	DIFF	MPH	TIME OF DAY
1 -	1:04.653	8.596	67.26	13:20:18.561
2 -	1:03.060	7.003	68.95	13:21:21.621
3 -	1:29.116	33.059	48.79	13:22:50.737
4 -	1:20.144	24.087	54.25	13:24:10.881
5 -	58.115	2.058	74.82	13:25:08.996
6 -	57.107	1.050	76.14	13:26:06.103
7 -	56.606	0.549	76.82	13:27:02.709
8 -	56.057 (1)		77.57	13:27:58.766
9 -	56.503	0.446	76.96	13:28:55.269
10 -	56.399	0.342	77.10	13:29:51.668
11 -	56.273 (2)	0.216	77.27	13:30:47.941
12 -	56.344 (3)	0.287	77.17	13:31:44.285
13 -	57.328	1.271	75.85	13:32:41.613
14 -	57.278	1.221	75.92	13:33:38.891
15 -	1:01.338	5.281	70.89	13:34:40.229

DIFF = Difference To Personal Best Lap

16 -	1:21.467	25.410	53.37	13:36:01.696
17 -	4:00.806 P	3:04.749	18.05	13:40:02.502
18 -	1:40.157	44.100	43.41	13:41:42.659
19 -	1:32.117	36.060	47.20	13:43:14.776
20 -	1:33.041	36.984	46.73	13:44:47.817
21 -	1:47.074	51.017	40.61	13:46:34.891
22 -	1:32.551	36.494	46.98	13:48:07.442
23 -	1:18.120	22.063	55.66	13:49:25.562
24 -	59.506	3.449	73.07	13:50:25.068
25 -	58.725	2.668	74.05	13:51:23.793
26 -	59.535	3.478	73.04	13:52:23.328
27 -	59.944	3.887	72.54	13:53:23.272
28 -	58.474	2.417	74.36	13:54:21.746
29 -	57.690	1.633	75.37	13:55:19.436
30 -	57.445	1.388	75.70	13:56:16.881
31 -	59.125	3.068	73.54	13:57:16.006
32 -	58.777	2.720	73.98	13:58:14.783
33 -	57.975	1.918	75.00	13:59:12.758
34 -	58.472	2.415	74.37	14:00:11.230
35 -	57.157	1.100	76.08	14:01:08.387
36 -	58.001	1.944	74.97	14:02:06.388
37 -	58.975	2.918	73.73	14:03:05.363
38 -	1:00.047	3.990	72.42	14:04:05.410
39 -	57.980	1.923	75.00	14:05:03.390

P18 88 ADCOCK / I.JONES

LAP	LAP TIME	DIFF	MPH	TIME OF DAY
1 -	1:08.464	11.178	63.51	13:20:22.372
2 -	1:02.971	5.685	69.05	13:21:25.343
3 -	1:28.510	31.224	49.13	13:22:53.853
4 -	1:20.637	23.351	53.92	13:24:14.490
5 -	57.677	0.391	75.39	13:25:12.167
6 -	57.286 (1)		75.91	13:26:09.453
7 -	57.842	0.556	75.18	13:27:07.295
8 -	57.822	0.536	75.20	13:28:05.117
9 -	57.603 (3)	0.317	75.49	13:29:02.720
10 -	57.662	0.376	75.41	13:30:00.382
11 -	58.052	0.766	74.90	13:30:58.434
12 -	57.630	0.344	75.45	13:31:56.064
13 -	57.310 (2)	0.024	75.87	13:32:53.374
14 -	58.086	0.800	74.86	13:33:51.460
15 -	3:06.344 P	2:09.058	23.33	13:36:57.804
16 -	1:11.205	13.919	61.07	13:38:09.009
17 -	1:31.568	34.282	47.49	13:39:40.577
18 -	1:45.474	48.188	41.22	13:41:26.051
19 -	1:34.362	37.076	46.08	13:43:00.413
20 -	1:32.758	35.472	46.88	13:44:33.171
21 -	1:39.364	42.078	43.76	13:46:12.535
22 -	1:38.289	41.003	44.24	13:47:50.824
23 -	1:22.422	25.136	52.76	13:49:13.246
24 -	59.282	1.996	73.35	13:50:12.528
25 -	1:03.028	5.742	68.99	13:51:15.556
26 -	58.883	1.597	73.85	13:52:14.439
27 -	59.275	1.989	73.36	13:53:13.714
28 -	58.468	1.182	74.37	13:54:12.182
29 -	58.286	1.000	74.60	13:55:10.468
30 -	58.519	1.233	74.31	13:56:08.987
31 -	58.177	0.891	74.74	13:57:07.164
32 -	58.562	1.276	74.25	13:58:05.726
33 -	59.230	1.944	73.41	13:59:04.956
34 -	1:00.245	2.959	72.18	14:00:05.201
35 -	1:00.094	2.808	72.36	14:01:05.295
36 -	1:00.219	2.933	72.21	14:02:05.514
37 -	1:01.276	3.990	70.96	14:03:06.790
38 -	1:00.487	3.201	71.89	14:04:07.277

SW Motorsports ClubSport Trophy

RACE 1 - LAP ANALYSIS

DIFF = Difference To Personal Best Lap

39 - 1:02.030 4.744 70.10 14:05:09.307

P19 23 Stefan OATES

LAP	LAP TIME	DIFF	MPH	TIME OF DAY
1 -	1:13.331	14.611	59.30	13:20:27.239
2 -	1:06.854	8.134	65.04	13:21:34.093
3 -	1:26.362	27.642	50.35	13:23:00.455
4 -	1:22.134	23.414	52.94	13:24:22.589
5 -	59.072	0.352	73.61	13:25:21.661
6 -	58.967 (3)	0.247	73.74	13:26:20.628
7 -	59.592	0.872	72.97	13:27:20.220
8 -	1:00.830	2.110	71.48	13:28:21.050
9 -	1:00.158	1.438	72.28	13:29:21.208
10 -	1:00.858	2.138	71.45	13:30:22.066
11 -	59.490	0.770	73.09	13:31:21.556
12 -	59.273	0.553	73.36	13:32:20.829
13 -	59.327	0.607	73.29	13:33:20.156
14 -	59.743	1.023	72.78	13:34:19.899
15 -	1:02.806	4.086	69.23	13:35:22.705
16 -	3:08.945 P	2:10.225	23.01	13:38:31.650
17 -	1:14.654	15.934	58.25	13:39:46.304
18 -	1:45.536	46.816	41.20	13:41:31.840
19 -	1:33.726	35.006	46.39	13:43:05.566
20 -	1:33.390	34.670	46.56	13:44:38.956
21 -	1:39.232	40.512	43.82	13:46:18.188
22 -	1:38.140	39.420	44.31	13:47:56.328
23 -	1:21.443	22.723	53.39	13:49:17.771
24 -	1:02.412	3.692	69.67	13:50:20.183
25 -	1:00.160	1.440	72.28	13:51:20.343
26 -	59.038	0.318	73.65	13:52:19.381
27 -	59.740	1.020	72.79	13:53:19.121
28 -	59.573	0.853	72.99	13:54:18.694
29 -	59.053	0.333	73.63	13:55:17.747
30 -	58.819 (2)	0.099	73.93	13:56:16.566
31 -	59.169	0.449	73.49	13:57:15.735
32 -	1:02.537	3.817	69.53	13:58:18.272
33 -	59.940	1.220	72.54	13:59:18.212
34 -	59.167	0.447	73.49	14:00:17.379
35 -	59.368	0.648	73.24	14:01:16.747
36 -	59.117	0.397	73.55	14:02:15.864
37 -	59.800	1.080	72.71	14:03:15.664
38 -	58.720 (1)		74.05	14:04:14.384
39 -	59.632	0.912	72.92	14:05:14.016

P20 94 MITCHELL / COCHRANE

LAP	LAP TIME	DIFF	MPH	TIME OF DAY
1 -	1:16.416	17.003	56.90	13:20:30.324
2 -	1:07.888	8.475	64.05	13:21:38.212
3 -	1:28.685	29.272	49.03	13:23:06.897
4 -	1:22.542	23.129	52.68	13:24:29.439
5 -	1:00.357	0.944	72.04	13:25:29.796
6 -	59.901	0.488	72.59	13:26:29.697
7 -	1:00.292	0.879	72.12	13:27:29.989
8 -	59.941	0.528	72.54	13:28:29.930
9 -	1:00.999	1.586	71.28	13:29:30.929
10 -	59.954	0.541	72.53	13:30:30.883
11 -	59.814	0.401	72.70	13:31:30.697
12 -	59.952	0.539	72.53	13:32:30.649
13 -	1:00.464	1.051	71.92	13:33:31.113
14 -	1:02.087	2.674	70.04	13:34:33.200
15 -	3:02.785 P	2:03.372	23.79	13:37:35.985
16 -	1:06.987	7.574	64.91	13:38:42.972
17 -	1:09.591	10.178	62.48	13:39:52.563
18 -	1:45.092	45.679	41.37	13:41:37.655

DIFF = Difference To Personal Best Lap

19 -	1:32.250	32.837	47.13	13:43:09.905
20 -	1:33.893	34.480	46.31	13:44:43.798
21 -	1:43.788	44.375	41.89	13:46:27.586
22 -	1:34.630	35.217	45.95	13:48:02.216
23 -	1:19.254	19.841	54.86	13:49:21.470
24 -	1:00.608	1.195	71.74	13:50:22.078
25 -	1:00.789	1.376	71.53	13:51:22.867
26 -	59.709	0.296	72.82	13:52:22.576
27 -	59.700	0.287	72.84	13:53:22.276
28 -	59.525 (3)	0.112	73.05	13:54:21.801
29 -	59.413 (1)		73.19	13:55:21.214
30 -	59.907	0.494	72.58	13:56:21.121
31 -	1:01.016	1.603	71.26	13:57:22.137
32 -	59.903	0.490	72.59	13:58:22.040
33 -	59.999	0.586	72.47	13:59:22.039
34 -	59.694	0.281	72.84	14:00:21.733
35 -	59.491 (2)	0.078	73.09	14:01:21.224
36 -	1:00.005	0.592	72.47	14:02:21.229
37 -	59.682	0.269	72.86	14:03:20.911
38 -	59.728	0.315	72.80	14:04:20.639
39 -	1:00.452	1.039	71.93	14:05:21.091

P21 119 Nick GLOVER

LAP	LAP TIME	DIFF	MPH	TIME OF DAY
1 -	1:13.746	15.303	58.96	13:20:27.654
2 -	1:07.801	9.358	64.13	13:21:35.455
3 -	1:26.089	27.646	50.51	13:23:01.544
4 -	1:22.738	24.295	52.55	13:24:24.282
5 -	59.431	0.988	73.17	13:25:23.713
6 -	58.646 (3)	0.203	74.15	13:26:22.359
7 -	58.443 (1)		74.40	13:27:20.802
8 -	58.917	0.474	73.80	13:28:19.719
9 -	58.642 (2)	0.199	74.15	13:29:18.361
10 -	1:01.169	2.726	71.09	13:30:19.530
11 -	1:00.145	1.702	72.30	13:31:19.675
12 -	59.457	1.014	73.13	13:32:19.132
13 -	58.883	0.440	73.85	13:33:18.015
14 -	59.451	1.008	73.14	13:34:17.466
15 -	1:02.354	3.911	69.74	13:35:19.820
16 -	3:06.028 P	2:07.585	23.37	13:38:25.848
17 -	1:19.613	21.170	54.62	13:39:45.461
18 -	1:45.743	47.300	41.12	13:41:31.204
19 -	1:33.800	35.357	46.36	13:43:05.004
20 -	1:33.497	35.054	46.51	13:44:38.501
21 -	1:39.135	40.692	43.86	13:46:17.636
22 -	1:38.002	39.559	44.37	13:47:55.638
23 -	1:21.809	23.366	53.15	13:49:17.447
24 -	1:01.528	3.085	70.67	13:50:18.975
25 -	59.428	0.985	73.17	13:51:18.403
26 -	1:00.042	1.599	72.42	13:52:18.445
27 -	59.248	0.805	73.39	13:53:17.693
28 -	1:01.290	2.847	70.95	13:54:18.983
29 -	1:01.811	3.368	70.35	13:55:20.794
30 -	1:01.333	2.890	70.90	13:56:22.127
31 -	1:00.818	2.375	71.50	13:57:22.945
32 -	1:02.207	3.764	69.90	13:58:25.152
33 -	1:10.283	11.840	61.87	13:59:35.435
34 -	1:05.179	6.736	66.71	14:00:40.614
35 -	1:03.410	4.967	68.57	14:01:44.024
36 -	1:01.638	3.195	70.55	14:02:45.662
37 -	1:02.478	4.035	69.60	14:03:48.140
38 -	1:01.705	3.262	70.47	14:04:49.845

SW Motorsports ClubSport Trophy

RACE 1 - LAP ANALYSIS

DIFF = Difference To Personal Best Lap

P22 38 Gary HOBBS				
LAP	LAP TIME	DIFF	MPH	TIME OF DAY
1 -	1:23.359	22.965	52.16	13:20:37.267
2 -	1:08.019	7.625	63.93	13:21:45.286
3 -	1:23.211	22.817	52.25	13:23:08.497
4 -	1:23.327	22.933	52.18	13:24:31.824
5 -	1:01.060	0.666	71.21	13:25:32.884
6 -	1:00.750	0.356	71.58	13:26:33.634
7 -	1:00.791	0.397	71.53	13:27:34.425
8 -	1:01.312	0.918	70.92	13:28:35.737
9 -	1:00.682	0.288	71.66	13:29:36.419
10 -	1:01.227	0.833	71.02	13:30:37.646
11 -	1:00.632	0.238	71.72	13:31:38.278
12 -	1:01.149	0.755	71.11	13:32:39.427
13 -	1:02.159	1.765	69.95	13:33:41.586
14 -	1:00.980	0.586	71.31	13:34:42.566
15 -	3:15.901	P 2:15.507	22.19	13:37:58.467
16 -	1:36.922	36.528	44.86	13:39:35.389
17 -	1:45.846	45.452	41.08	13:41:21.235
18 -	1:34.492	34.098	46.02	13:42:55.727
19 -	1:33.884	33.490	46.31	13:44:29.611
20 -	1:38.541	38.147	44.12	13:46:08.152
21 -	1:21.827	21.433	53.14	13:47:29.979
22 -	1:05.550	5.156	66.34	13:48:35.529
23 -	1:03.293	2.899	68.70	13:49:38.822
24 -	1:00.428	(2) 0.034	71.96	13:50:39.250
25 -	1:00.826	0.432	71.49	13:51:40.076
26 -	1:00.394	(1) 72.00	72.00	13:52:40.470
27 -	1:00.593	(3) 0.199	71.76	13:53:41.063
28 -	1:00.758	0.364	71.57	13:54:41.821
29 -	1:02.052	1.658	70.07	13:55:43.873
30 -	1:00.985	0.591	71.30	13:56:44.858
31 -	1:02.290	1.896	69.81	13:57:47.148
32 -	1:02.281	1.887	69.82	13:58:49.429
33 -	1:02.438	2.044	69.64	13:59:51.867
34 -	1:01.474	1.080	70.73	14:00:53.341
35 -	1:02.322	1.928	69.77	14:01:55.663
36 -	1:00.977	0.583	71.31	14:02:56.640
37 -	1:01.494	1.100	70.71	14:03:58.134
38 -	1:01.859	1.465	70.29	14:04:59.993

P23 116 James ALFORD				
LAP	LAP TIME	DIFF	MPH	TIME OF DAY
1 -	1:00.831	5.666	71.48	13:20:14.739
2 -	1:01.841	6.676	70.31	13:21:16.580
3 -	1:28.586	33.421	49.08	13:22:45.166
4 -	1:21.460	26.295	53.38	13:24:06.626
5 -	55.728	0.563	78.03	13:25:02.354
6 -	55.706	0.541	78.06	13:25:58.060
7 -	55.183	(2) 0.018	78.80	13:26:53.243
8 -	55.165	(1) 78.82	78.82	13:27:48.408
9 -	55.538	0.373	78.29	13:28:43.946
10 -	55.328	(3) 0.163	78.59	13:29:39.274
11 -	55.702	0.537	78.06	13:30:34.976
12 -	55.532	0.367	78.30	13:31:30.508
13 -	55.390	0.225	78.50	13:32:25.898
14 -	55.668	0.503	78.11	13:33:21.566
15 -	56.724	1.559	76.66	13:34:18.290
16 -	3:12.234	P 2:17.069	22.62	13:37:30.524
17 -	1:05.659	10.494	66.23	13:38:36.183
18 -	1:10.673	15.508	61.53	13:39:46.856
19 -	1:45.739	50.574	41.12	13:41:32.595
20 -	1:33.457	38.292	46.53	13:43:06.052
21 -	1:33.331	38.166	46.59	13:44:39.383

DIFF = Difference To Personal Best Lap

22 -	1:39.863	44.698	43.54	13:46:19.246
23 -	1:37.860	42.695	44.43	13:47:57.106
24 -	1:20.851	25.686	53.78	13:49:17.957
25 -	56.396	1.231	77.10	13:50:14.353
26 -	57.533	2.368	75.58	13:51:11.886
27 -	55.716	0.551	78.04	13:52:07.602
28 -	55.585	0.420	78.23	13:53:03.187
29 -	57.030	1.865	76.25	13:54:00.217
30 -	55.900	0.735	77.79	13:54:56.117
31 -	56.375	1.210	77.13	13:55:52.492
32 -	57.312	2.147	75.87	13:56:49.804
33 -	55.533	0.368	78.30	13:57:45.337
34 -	55.542	0.377	78.29	13:58:40.879
35 -	56.562	1.397	76.88	13:59:37.441
36 -	57.875	2.710	75.13	14:00:35.316

P24 96 Kristian GOODALL				
LAP	LAP TIME	DIFF	MPH	TIME OF DAY
1 -	1:14.538	15.557	58.34	13:20:28.446
2 -	1:08.935	9.954	63.08	13:21:37.381
3 -	1:28.739	29.758	49.00	13:23:06.120
4 -	1:22.496	23.515	52.71	13:24:28.616
5 -	1:01.495	2.514	70.71	13:25:30.111
6 -	1:00.538	1.557	71.83	13:26:30.649
7 -	1:01.023	2.042	71.26	13:27:31.672
8 -	1:02.050	3.069	70.08	13:28:33.722
9 -	1:00.633	1.652	71.72	13:29:34.355
10 -	1:00.077	1.096	72.38	13:30:34.432
11 -	1:02.472	3.491	69.60	13:31:36.904
12 -	1:00.478	1.497	71.90	13:32:37.382
13 -	1:00.864	1.883	71.44	13:33:38.246
14 -	1:01.480	2.499	70.73	13:34:39.726
15 -	3:15.225	P 2:16.244	22.27	13:37:54.951
16 -	1:39.584	40.603	43.66	13:39:34.535
17 -	1:45.570	46.589	41.19	13:41:20.105
18 -	1:34.866	35.885	45.83	13:42:54.971
19 -	1:33.582	34.601	46.46	13:44:28.553
20 -	1:38.900	39.919	43.96	13:46:07.453
21 -	1:18.080	19.099	55.69	13:47:25.533
22 -	1:01.447	2.466	70.76	13:48:26.980
23 -	1:00.710	1.729	71.62	13:49:27.690
24 -	59.930	0.949	72.56	13:50:27.620
25 -	59.621	0.640	72.93	13:51:27.241
26 -	59.376	(3) 0.395	73.23	13:52:26.617
27 -	59.038	(2) 0.057	73.65	13:53:25.655
28 -	2:45.814	P 1:46.833	26.22	13:56:11.469
29 -	1:02.102	3.121	70.02	13:57:13.571
30 -	58.981	(1) 73.72	73.72	13:58:12.552
31 -	4:47.411	P 3:48.430	15.13	14:02:59.963
32 -	1:05.337	6.356	66.55	14:04:05.300

P25 20 COGSWELL D. / COGSWELL S.				
LAP	LAP TIME	DIFF	MPH	TIME OF DAY
1 -	1:09.766	11.335	62.33	13:20:23.674
2 -	1:02.984	4.553	69.04	13:21:26.658
3 -	1:29.086	30.655	48.81	13:22:55.744
4 -	1:21.710	23.279	53.21	13:24:17.454
5 -	1:01.222	2.791	71.03	13:25:18.676
6 -	59.858	1.427	72.64	13:26:18.534
7 -	59.565	1.134	73.00	13:27:18.099
8 -	59.316	0.885	73.31	13:28:17.415
9 -	1:00.064	1.633	72.39	13:29:17.479
10 -	1:00.919	2.488	71.38	13:30:18.398
11 -	1:00.042	1.611	72.42	13:31:18.440

SW Motorsports ClubSport Trophy

RACE 1 - LAP ANALYSIS

DIFF = Difference To Personal Best Lap

12 -	59.414	0.983	73.19	13:32:17.854
13 -	59.540	1.109	73.03	13:33:17.394
14 -	1:00.645	2.214	71.70	13:34:18.039
15 -	1:02.464	4.033	69.61	13:35:20.503
16 -	3:02.617	P 2:04.186	23.81	13:38:23.120
17 -	1:21.354	22.923	53.45	13:39:44.474
18 -	1:45.386	46.955	41.26	13:41:29.860
19 -	1:34.345	35.914	46.09	13:43:04.205
20 -	1:32.567	34.136	46.97	13:44:36.772
21 -	1:39.922	41.491	43.51	13:46:16.694
22 -	1:37.769	39.338	44.47	13:47:54.463
23 -	1:21.869	23.438	53.11	13:49:16.332
24 -	58.706	0.275	74.07	13:50:15.038
25 -	1:01.035	2.604	71.24	13:51:16.073
26 -	58.535 (2)	0.104	74.29	13:52:14.608
27 -	59.053	0.622	73.63	13:53:13.661
28 -	59.392	0.961	73.21	13:54:13.053
29 -	58.431 (1)		74.42	13:55:11.484
30 -	58.601 (3)	0.170	74.20	13:56:10.085
31 -	1:04.632	6.201	67.28	13:57:14.717

P26 24 Kieran POWER

LAP	LAP TIME	DIFF	MPH	TIME OF DAY
1 -	1:01.570	6.549	70.62	13:20:15.478
2 -	1:03.264	8.243	68.73	13:21:18.742
3 -	1:28.520	33.499	49.12	13:22:47.262
4 -	1:21.084	26.063	53.63	13:24:08.346
5 -	56.069	1.048	77.55	13:25:04.415
6 -	56.632	1.611	76.78	13:26:01.047
7 -	55.709	0.688	78.05	13:26:56.756
8 -	55.634	0.613	78.16	13:27:52.390
9 -	56.147	1.126	77.45	13:28:48.537
10 -	55.683	0.662	78.09	13:29:44.220
11 -	56.358	1.337	77.16	13:30:40.578
12 -	55.501 (2)	0.480	78.35	13:31:36.079
13 -	55.021 (1)		79.03	13:32:31.100
14 -	56.047	1.026	77.58	13:33:27.147
15 -	55.593 (3)	0.572	78.22	13:34:22.740
16 -	1:03.615	8.594	68.35	13:35:26.355
17 -	3:28.487	P 2:33.466	20.85	13:38:54.842
18 -	1:02.879	7.858	69.15	13:39:57.721
19 -	1:41.812	46.791	42.71	13:41:39.533
20 -	1:31.424	36.403	47.56	13:43:10.957
21 -	1:34.031	39.010	46.24	13:44:44.988
22 -	1:44.772	49.751	41.50	13:46:29.760
23 -	1:34.187	39.166	46.16	13:48:03.947
24 -	1:17.945	22.924	55.79	13:49:21.892

P27 177 JUKES D / JUKES J

LAP	LAP TIME	DIFF	MPH	TIME OF DAY
1 -	1:04.272	8.070	67.65	13:20:18.180
2 -	1:03.056	6.854	68.96	13:21:21.236
3 -	1:28.491	32.289	49.14	13:22:49.727
4 -	1:20.738	24.536	53.86	13:24:10.465
5 -	58.289	2.087	74.60	13:25:08.754
6 -	56.478	0.276	76.99	13:26:05.232
7 -	56.646	0.444	76.76	13:27:01.878
8 -	56.616	0.414	76.80	13:27:58.494
9 -	56.220 (2)	0.018	77.34	13:28:54.714
10 -	56.251 (3)	0.049	77.30	13:29:50.965
11 -	56.202 (1)		77.37	13:30:47.167
12 -	56.375	0.173	77.13	13:31:43.542
13 -	56.972	0.770	76.32	13:32:40.514
14 -	57.887	1.685	75.12	13:33:38.401

DIFF = Difference To Personal Best Lap

P28 107 Steven WATSON				
LAP	LAP TIME	DIFF	MPH	TIME OF DAY
1 -	1:15.494	17.248	57.60	13:20:29.402
2 -	1:07.318	9.072	64.59	13:21:36.720
3 -	1:28.064	29.818	49.38	13:23:04.784
4 -	1:21.638	23.392	53.26	13:24:26.422
5 -	59.100	0.854	73.58	13:25:25.522
6 -	58.522 (3)	0.276	74.30	13:26:24.044
7 -	58.324 (2)	0.078	74.55	13:27:22.368
8 -	59.234	0.988	73.41	13:28:21.602
9 -	59.408	1.162	73.19	13:29:21.010
10 -	1:00.419	2.173	71.97	13:30:21.429
11 -	58.967	0.721	73.74	13:31:20.396
12 -	59.557	1.311	73.01	13:32:19.953
13 -	58.246 (1)		74.65	13:33:18.199

P29 28 James STONESTREET J/ STONESTREE J				
LAP	LAP TIME	DIFF	MPH	TIME OF DAY
1 -	1:14.241	15.950	58.57	13:20:28.149
2 -	1:08.030	9.739	63.92	13:21:36.179
3 -	1:26.505	28.214	50.26	13:23:02.684
4 -	1:22.960	24.669	52.41	13:24:25.644
5 -	59.039	0.748	73.65	13:25:24.683
6 -	58.291 (1)		74.60	13:26:22.974
7 -	58.700 (2)	0.409	74.08	13:27:21.674
8 -	59.202	0.911	73.45	13:28:20.876
9 -	58.968 (3)	0.677	73.74	13:29:19.844
10 -	59.811	1.520	72.70	13:30:19.655
11 -	1:00.479	2.188	71.90	13:31:20.134
12 -	59.780	1.489	72.74	13:32:19.914

P30 46 Matty TAYLOR				
LAP	LAP TIME	DIFF	MPH	TIME OF DAY
1 -	58.403	4.374	74.45	13:20:12.311
2 -	1:01.578	7.549	70.61	13:21:13.889
3 -	1:28.726	34.697	49.01	13:22:42.615
4 -	1:21.742	27.713	53.19	13:24:04.357
5 -	54.294 (3)	0.265	80.09	13:24:58.651
6 -	54.061 (2)	0.032	80.43	13:25:52.712
7 -	54.029 (1)		80.48	13:26:46.741
8 -	54.533	0.504	79.74	13:27:41.274

P31 32 Mark JONES				
LAP	LAP TIME	DIFF	MPH	TIME OF DAY
1 -	3:16.581	P	22.12	13:22:30.489

SW Motorsports ClubSport Trophy

RACE 1 - PIT STOP ANALYSIS

P1 27 Phiroze BILMORIA				
STOP	IN TIME	STOP TIME	TOTAL TIME	OUT TIME
1 -	13:34:54.413	2:06.309	2:06.309	13:37:00.722

P2 118 David MAY				
STOP	IN TIME	STOP TIME	TOTAL TIME	OUT TIME
1 -	13:35:59.335	2:18.897	2:18.897	13:38:18.232

P3 12 Liam CRILLY				
STOP	IN TIME	STOP TIME	TOTAL TIME	OUT TIME
1 -	13:37:35.908	2:24.074	2:24.074	13:39:59.982

P4 61 Julian DANIEL				
STOP	IN TIME	STOP TIME	TOTAL TIME	OUT TIME
1 -	13:35:57.561	2:04.533	2:04.533	13:38:02.094

P5 777 Rob ANDRADE				
STOP	IN TIME	STOP TIME	TOTAL TIME	OUT TIME
1 -	13:35:24.716	2:13.973	2:13.973	13:37:38.689

P6 14 WATLING / WHEELER				
STOP	IN TIME	STOP TIME	TOTAL TIME	OUT TIME
1 -	13:36:28.790	2:07.003	2:07.003	13:38:35.793

P7 34 Alistair LINDSAY				
STOP	IN TIME	STOP TIME	TOTAL TIME	OUT TIME
1 -	13:35:26.032	2:07.242	2:07.242	13:37:33.274

P8 111 Shane KELLY				
STOP	IN TIME	STOP TIME	TOTAL TIME	OUT TIME
1 -	13:35:52.389	2:07.793	2:07.793	13:38:00.182

P9 54 Stephen HARRISON				
STOP	IN TIME	STOP TIME	TOTAL TIME	OUT TIME
1 -	13:35:31.891	2:10.070	2:10.070	13:37:41.961

P10 50 ELLICK / R.JONES				
STOP	IN TIME	STOP TIME	TOTAL TIME	OUT TIME
1 -	13:36:27.282	2:06.769	2:06.769	13:38:34.051

P11 59 Jim BENSON				
STOP	IN TIME	STOP TIME	TOTAL TIME	OUT TIME
1 -	13:35:27.381	2:04.168	2:04.168	13:37:31.549
2 -	13:56:44.753	44.533	2:48.701	13:57:29.286

P12 888 Graham PRICE				
STOP	IN TIME	STOP TIME	TOTAL TIME	OUT TIME
1 -	13:34:45.027	2:06.119	2:06.119	13:36:51.146

P13 45 Brendan MURPHY				
STOP	IN TIME	STOP TIME	TOTAL TIME	OUT TIME
1 -	13:34:58.520	2:12.770	2:12.770	13:37:11.290

P14 4 Stephen HARRISON				
STOP	IN TIME	STOP TIME	TOTAL TIME	OUT TIME
1 -	13:34:48.154	2:04.042	2:04.042	13:36:52.196

P15 95 Jonathan HOBBS				
STOP	IN TIME	STOP TIME	TOTAL TIME	OUT TIME
1 -	13:36:06.742	2:13.567	2:13.567	13:38:20.309

P16 130 Steve WALDEN				
STOP	IN TIME	STOP TIME	TOTAL TIME	OUT TIME
1 -	13:37:37.129	2:03.972	2:03.972	13:39:41.101

P17 91 ELLIOTT-NOWOBILSKI / NOWOBILSKI				
STOP	IN TIME	STOP TIME	TOTAL TIME	OUT TIME
1 -	13:37:35.092	2:27.410	2:27.410	13:40:02.502

P18 88 ADCOCK / I.JONES				
STOP	IN TIME	STOP TIME	TOTAL TIME	OUT TIME
1 -	13:34:49.600	2:08.204	2:08.204	13:36:57.804

P19 23 Stefan OATES				
STOP	IN TIME	STOP TIME	TOTAL TIME	OUT TIME
1 -	13:36:25.043	2:06.607	2:06.607	13:38:31.650

P20 94 MITCHELL / COCHRANE				
STOP	IN TIME	STOP TIME	TOTAL TIME	OUT TIME
1 -	13:35:30.535	2:05.450	2:05.450	13:37:35.985

P21 119 Nick GLOVER				
STOP	IN TIME	STOP TIME	TOTAL TIME	OUT TIME
1 -	13:36:22.113	2:03.735	2:03.735	13:38:25.848

P22 38 Gary HOBBS				
STOP	IN TIME	STOP TIME	TOTAL TIME	OUT TIME
1 -	13:35:53.640	2:04.827	2:04.827	13:37:58.467

P23 116 James ALFORD				
STOP	IN TIME	STOP TIME	TOTAL TIME	OUT TIME
1 -	13:35:19.452	2:11.072	2:11.072	13:37:30.524
2 -	14:01:35.701			

P24 96 Kristian GOODALL				
STOP	IN TIME	STOP TIME	TOTAL TIME	OUT TIME
1 -	13:35:49.721	2:05.230	2:05.230	13:37:54.951
2 -	13:54:30.331	1:41.138	3:46.368	13:56:11.469
3 -	13:59:37.481	3:22.482	7:08.850	14:02:59.963
4 -	14:05:24.104			

P25 20 COGSWELL D. / COGSWELL S.				
STOP	IN TIME	STOP TIME	TOTAL TIME	OUT TIME
1 -	13:36:23.261	1:59.859	1:59.859	13:38:23.120

P26 24 Kieran POWER				
STOP	IN TIME	STOP TIME	TOTAL TIME	OUT TIME
1 -	13:36:23.261	1:59.859	1:59.859	13:38:23.120

SW Motorsports ClubSport Trophy

RACE 1 - PIT STOP ANALYSIS

1 - 13:36:30.306 2:24.536 2:24.536 13:38:54.842
2 - 13:50:21.032

P30 46 Matty TAYLOR				
STOP	IN TIME	STOP TIME	TOTAL TIME	OUT TIME

1 - 13:28:44.122

P31 32 Mark JONES				
STOP	IN TIME	STOP TIME	TOTAL TIME	OUT TIME

1 - 13:20:38.558 1:51.931 1:51.931 13:22:30.489
2 - 13:23:43.515

P32 21 Damien OFARRELL				
STOP	IN TIME	STOP TIME	TOTAL TIME	OUT TIME

1 - 13:20:28.131

P34 721 MURPHY / BATES				
STOP	IN TIME	STOP TIME	TOTAL TIME	OUT TIME

1 - 13:20:32.310

SW Motorsports ClubSport Trophy

RACE 1 - STATISTICS

Competitors Started 34
Planned Start 2024-04-13 @ 13:20:00.000
Actual Start 2024-04-13 @ 13:19:13.907
Finish Time 2024-04-13 @ 14:04:37.001
Track Length 1.2079mi.
Total Laps 1047
Total Distance Covered 1264.7190mi.

Session Fastest Lap History

NO	CL	NAME	LAP TIME	TIME OF DAY	LAP	VEHICLE
61	A	Julian DANIEL	56.892	13:20:10.812	1	VW Golf
61	A	Julian DANIEL	53.483	13:24:56.610	5	VW Golf
61	A	Julian DANIEL	53.473	13:26:43.921	7	VW Golf
27	A	Phiroze BILIMORIA	53.414	13:26:44.686	7	VW Scirocco
61	A	Julian DANIEL	53.293	13:27:37.214	8	VW Golf

Session Leader History

NO	CL	NAME	FROM LAP	LAPS LED	DISTANCE	VEHICLE
61	A	Julian DANIEL	1	16	19.32 miles	VW Golf
12	A	Liam CRILLY	17	1	1.20 miles	BMW Z4 Coupe
61	A	Julian DANIEL	18	8	9.66 miles	VW Golf
27	A	Phiroze BILIMORIA	26	16	19.32 miles	VW Scirocco

Flag History

TYPE	TIME OF DAY
GREEN	13:19:13.907
SAFETY	13:20:38.380
GREEN	13:24:01.333
SAFETY	13:34:28.073
GREEN	13:49:07.859
FINISH	14:04:37.001

Flag Statistics

TYPE	COUNT	TOTAL LAPS	TOTAL TIME
Green	3	31	28:30.739
Red	0	0	0.000
Safety Car	2	10	18:02.739
FCY	0	0	0.000

SW Motorsports ClubSport Trophy

RACE 1 - STATISTICS

CLASS : C

3 Starters

Fastest Lap History

NO	NAME	LAP TIME	TIME OF DAY	LAP	VEHICLE
45	Brendan MURPHY	1:10.420	13:20:24.265	1	BMW Compact
45	Brendan MURPHY	1:03.704	13:21:28.032	2	BMW Compact
45	Brendan MURPHY	59.139	13:25:16.760	5	BMW Compact
23	Stefan OATES	59.072	13:25:21.661	5	BMW 1 Series Supercup
45	Brendan MURPHY	57.432	13:26:14.215	6	BMW Compact
45	Brendan MURPHY	57.324	13:31:03.853	11	BMW Compact
45	Brendan MURPHY	57.013	13:32:00.867	12	BMW Compact
45	Brendan MURPHY	56.704	13:57:57.302	32	BMW Compact

Leader History

NO	NAME	FROM LAP	LAPS LED	DISTANCE	VEHICLE
45	Brendan MURPHY	1	14	16.91 miles	BMW Compact
23	Stefan OATES	15	1	1.20 miles	BMW 1 Series Supercup
45	Brendan MURPHY	16	24	28.99 miles	BMW Compact

SW Motorsports ClubSport Trophy

RACE 1 - STATISTICS

CLASS : A

9 Starters

Fastest Lap History

NO	NAME	LAP TIME	TIME OF DAY	LAP	VEHICLE
61	Julian DANIEL	56.892	13:20:10.812	1	VW Golf
61	Julian DANIEL	53.483	13:24:56.610	5	VW Golf
61	Julian DANIEL	53.473	13:26:43.921	7	VW Golf
27	Phiroze BILIMORIA	53.414	13:26:44.686	7	VW Scirocco
61	Julian DANIEL	53.293	13:27:37.214	8	VW Golf

Leader History

NO	NAME	FROM LAP	LAPS LED	DISTANCE	VEHICLE
61	Julian DANIEL	1	16	19.32 miles	VW Golf
12	Liam CRILLY	17	1	1.20 miles	BMW Z4 Coupe
61	Julian DANIEL	18	8	9.66 miles	VW Golf
27	Phiroze BILIMORIA	26	16	19.32 miles	VW Scirocco

SW Motorsports ClubSport Trophy

RACE 1 - STATISTICS

CLASS : E

6 Starters

Fastest Lap History

NO	NAME	LAP TIME	TIME OF DAY	LAP	VEHICLE
88	ADCOCK / I.JONES	1:08.464	13:20:22.392	1	BMW Compact E36 1.9
88	ADCOCK / I.JONES	1:02.971	13:21:25.343	2	BMW Compact E36 1.9
88	ADCOCK / I.JONES	57.677	13:25:12.167	5	BMW Compact E36 1.9
88	ADCOCK / I.JONES	57.286	13:26:09.472	6	BMW Compact E36 1.9

Leader History

NO	NAME	FROM LAP	LAPS LED	DISTANCE	VEHICLE
88	ADCOCK / I.JONES	1	14	16.91 miles	BMW Compact E36 1.9
119	Nick GLOVER	15	1	1.20 miles	Mazda MX5 Mk2.5
88	ADCOCK / I.JONES	16	11	13.28 miles	BMW Compact E36 1.9
20	COGSWELL D. / COGSWELL S.	27	1	1.20 miles	Nissan Almera GTi
88	ADCOCK / I.JONES	28	12	14.49 miles	BMW Compact E36 1.9

SW Motorsports ClubSport Trophy

RACE 1 - STATISTICS

CLASS : B

11 Starters

Fastest Lap History

NO	NAME	LAP TIME	TIME OF DAY	LAP	VEHICLE
14	WATLING / WHEELER	1:00.256	13:20:14.165	1	Ford Fiesta ST150
14	WATLING / WHEELER	56.110	13:25:02.254	5	Ford Fiesta ST150
50	ELLICK / R.JONES	55.861	13:25:02.931	5	Audi TT
14	WATLING / WHEELER	55.507	13:26:53.927	7	Ford Fiesta ST150
50	ELLICK / R.JONES	55.381	13:26:54.334	7	Audi TT
59	Jim BENSON	55.218	13:27:06.753	7	Lotus Elise
24	Kieran POWER	55.021	13:32:31.113	13	BMW Z4
59	Jim BENSON	54.609	13:54:55.052	30	Lotus Elise

Leader History

NO	NAME	FROM LAP	LAPS LED	DISTANCE	VEHICLE
14	WATLING / WHEELER	1	10	12.07 miles	Ford Fiesta ST150
50	ELLICK / R.JONES	11	1	1.20 miles	Audi TT
14	WATLING / WHEELER	12	1	1.20 miles	Ford Fiesta ST150
50	ELLICK / R.JONES	13	5	6.03 miles	Audi TT
59	Jim BENSON	18	14	16.91 miles	Lotus Elise
34	Alistair LINDSAY	32	5	6.03 miles	Audi TFSI 2.0
14	WATLING / WHEELER	37	5	6.03 miles	Ford Fiesta ST150

SW Motorsports ClubSport Trophy

RACE 1 - STATISTICS

CLASS : D

5 Starters

Fastest Lap History

NO	NAME	LAP TIME	TIME OF DAY	LAP	VEHICLE
4	Stephen HARRISON	1:06.296	13:20:20.219	1	Renault Clio
4	Stephen HARRISON	1:04.280	13:21:24.484	2	Renault Clio
95	Jonathan HOBBS	1:02.116	13:21:26.257	2	Peugeot 106 Rallye
4	Stephen HARRISON	57.813	13:25:11.574	5	Renault Clio
4	Stephen HARRISON	57.434	13:26:09.023	6	Renault Clio
4	Stephen HARRISON	57.400	13:29:02.246	9	Renault Clio
4	Stephen HARRISON	57.238	13:31:55.125	12	Renault Clio
4	Stephen HARRISON	57.015	13:57:55.927	32	Renault Clio

Leader History

NO	NAME	FROM LAP	LAPS LED	DISTANCE	VEHICLE
4	Stephen HARRISON	1	14	16.91 miles	Renault Clio
95	Jonathan HOBBS	15	1	1.20 miles	Peugeot 106 Rallye
4	Stephen HARRISON	16	24	28.99 miles	Renault Clio