

FIESTA JUNIOR
CHAMPIONSHIP

BRSCC FIESTA JUNIOR CHAMPIONSHIP

brscc
DRIVEN BY RACING

Brands Hatch Indy
13th / 14th April 2024



Timing & Results Provided by Timing Solutions Ltd

www.tsl-timing.com



BrandsHatch

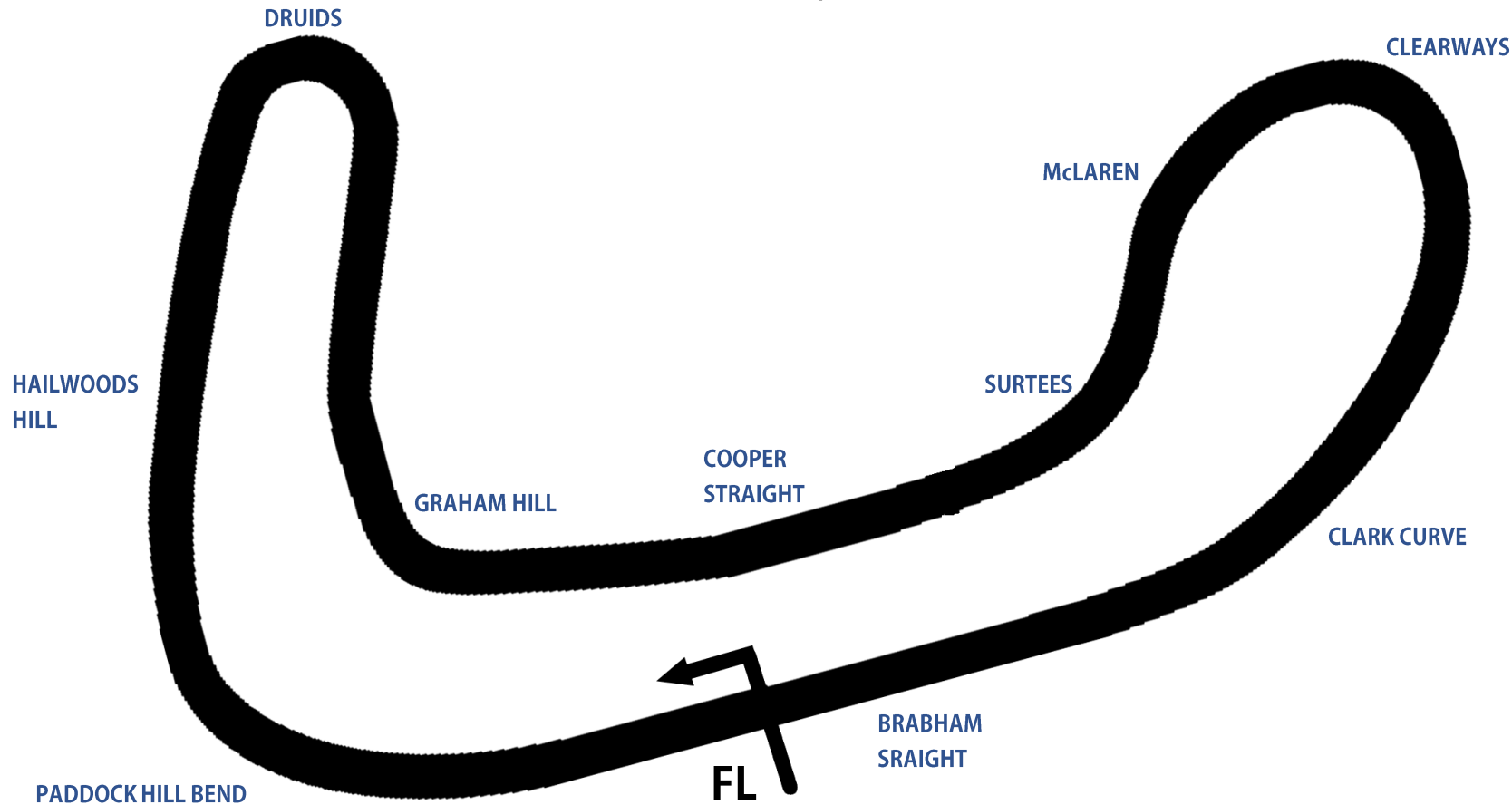
Brands Hatch Indy Circuit

Fawkham, Longfield, Kent, UK

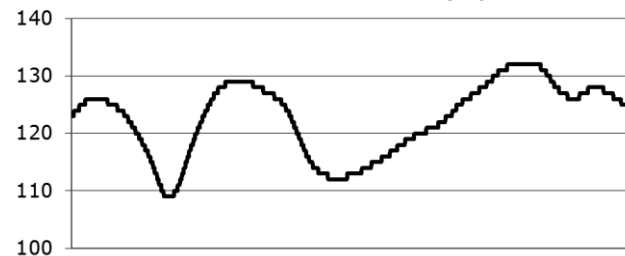


SPORTS TIMING

TIMING SOLUTIONS LTD



Circuit Altitude (m)



Length	1.2079 miles 1.944 km 1944.0 m		
FL		51.36032 N	0.26032 E
Pit Entry	1669m	51.35911 N	0.25743 E
Pit Exit	0m after FL	51.36017 N	0.26051 E
Pit Entry - Pit Exit	251m, 18.1s @ 50kph, 15.0s @ 60kph		

BRSCC Fiesta Junior Championship
QUALIFYING - RACE 2 - CLASSIFICATION

POS	NO	CL	PIC	NAME	ENTRY	TIME	ON	LAPS	GAP	DIFF	MPH
1	272	MK6 RC	1	Jenson O'NEILL-GOING	Fiesta ST (Mk6)	57.231	7	9			75.98
2	94	MK7	1	Jacob HODGKISS	Fiesta Zetec S (Mk7)	57.401	7	13	0.170	0.170	75.75
3	26	MK7 RC	1	Finn LESLIE	Fiesta Zetec S (Mk7)	57.496	6	15	0.265	0.095	75.63
4	12	MK7 RC	2	Thomas MERRITT	Fiesta Zetec S (Mk7)	57.510	7	13	0.279	0.014	75.61
5	21*	MK7 RC	3	Tommy HARFIELD	Fiesta Zetec S (Mk7)	57.561	7	13	0.330	0.051	75.54
6	85	MK7	2	Jenson MASON	Fiesta Zetec S (Mk7)	57.630	4	13	0.399	0.069	75.45
7	315*	MK7	3	Billy BLOCKLEY	Fiesta Zetec S (Mk7)	57.823	9	15	0.592	0.193	75.20
8	144	MK7	4	George FOXLOW	Fiesta Zetec S (Mk7)	57.825	8	15	0.594	0.002	75.20
9	138	MK7 RC	4	Henry FOOTE	Fiesta Zetec S (Mk7)	57.862	7	14	0.631	0.037	75.15
10	87	MK7 RC	5	Archie DAVIES	Fiesta Zetec S (Mk7)	57.880	13	13	0.649	0.018	75.13
11	28	MK7	5	Benjamin DOUGHTY	Fiesta Zetec S (Mk7)	57.933	7	10	0.702	0.053	75.06
12	169	MK6 RC	2	Callie CLIFFORD	Fiesta ST (Mk6)	58.190	9	12	0.959	0.257	74.73
13	29	MK7 RC	6	Joshua WATTS	Fiesta Zetec S (Mk7)	58.340	12	13	1.109	0.150	74.53
14	33*	MK7 RC	7	Aaron BEATTIE	Fiesta Zetec S (Mk7)	58.780	6	15	1.549	0.440	73.98
15	194*	MK7 RC	8	Jack BURGESS	Fiesta Zetec S (Mk7)	58.794	10	14	1.563	0.014	73.96
16	69	MK7 RC	9	Harry LINDLEY	Fiesta Zetec S (Mk7)	58.824	8	15	1.593	0.030	73.92
17	16	MK7 RC	10	Hayden GRAY	Fiesta Zetec S (Mk7)	59.012	9	11	1.781	0.188	73.69
18	188*	MK6 RC	3	Maggie WEBSTER	Fiesta ST (Mk6)	59.300	5	12	2.069	0.288	73.33
19	24*	MK6 RC	4	Michael WHEELER	Fiesta ST (Mk6)	59.821	15	15	2.590	0.521	72.69
20	43	MK7 RC	11	Daniella SUTTON	Fiesta Zetec S (Mk7)	59.945	10	15	2.714	0.124	72.54
21	14	MK7 RC	12	Atalanta Le BRETON	Fiesta Zetec S (Mk7)	1:02.883	7	13	5.652	2.938	69.15
22	88	MK7 RC	13	Alfie GARFORD	Fiesta Zetec S (Mk7)			0			

Comments:

No. 21, 188, 194, 315 - 1 Lap time disallowed; exceeding track limits.


No. 24, 33 - 2 Lap times disallowed; exceeding track limits.

Weather / Track : Bright / Dry

These results are provisional until the conclusion of any judicial and technical matters.

Date: 13/04/2024 Start: 09:43 Finish: 09:58

Brands Hatch Indy: 1.2079 miles

Clerk Of Course: Paul Levitt	Stewards:	Timekeeper: Peter Knight	
------------------------------	-----------	--------------------------	---

 Results can be found at www.tsl-timing.com

Printed - 10:05 Saturday, 13 April 2024

BRSCC Fiesta Junior Championship
QUALIFYING - RACE 2 - CLASSIFICATION - AMENDED

DRIVEN BY RACING

POS	NO	CL	PIC	NAME	ENTRY	TIME	ON	LAPS	GAP	DIFF	MPH
1	272	MK6 RC	1	Jenson O'NEILL-GOING	Fiesta ST (Mk6)	57.231	7	9			75.98
2	94	MK7	1	Jacob HODGKISS	Fiesta Zetec S (Mk7)	57.401	7	13	0.170	0.170	75.75
3	26	MK7 RC	1	Finn LESLIE	Fiesta Zetec S (Mk7)	57.496	6	15	0.265	0.095	75.63
4	12	MK7 RC	2	Thomas MERRITT	Fiesta Zetec S (Mk7)	57.510	7	13	0.279	0.014	75.61
5	21*	MK7 RC	3	Tommy HARFIELD	Fiesta Zetec S (Mk7)	57.561	7	13	0.330	0.051	75.54
6	315*	MK7	2	Billy BLOCKLEY	Fiesta Zetec S (Mk7)	57.823	9	15	0.592	0.262	75.20
7	144	MK7	3	George FOXLOW	Fiesta Zetec S (Mk7)	57.825	8	15	0.594	0.002	75.20
8	138	MK7 RC	4	Henry FOOTE	Fiesta Zetec S (Mk7)	57.862	7	14	0.631	0.037	75.15
9	85*	MK7	4	Jenson MASON	Fiesta Zetec S (Mk7)	57.878	8	13	0.647	0.016	75.13
10	87	MK7 RC	5	Archie DAVIES	Fiesta Zetec S (Mk7)	57.880	13	13	0.649	0.002	75.13
11	28	MK7	5	Benjamin DOUGHTY	Fiesta Zetec S (Mk7)	57.933	7	10	0.702	0.053	75.06
12	169	MK6 RC	2	Callie CLIFFORD	Fiesta ST (Mk6)	58.190	9	12	0.959	0.257	74.73
13	29	MK7 RC	6	Joshua WATTS	Fiesta Zetec S (Mk7)	58.340	12	13	1.109	0.150	74.53
14	33*	MK7 RC	7	Aaron BEATTIE	Fiesta Zetec S (Mk7)	58.780	6	15	1.549	0.440	73.98
15	194*	MK7 RC	8	Jack BURGESS	Fiesta Zetec S (Mk7)	58.794	10	14	1.563	0.014	73.96
16	69	MK7 RC	9	Harry LINDLEY	Fiesta Zetec S (Mk7)	58.824	8	15	1.593	0.030	73.92
17	16	MK7 RC	10	Hayden GRAY	Fiesta Zetec S (Mk7)	59.012	9	11	1.781	0.188	73.69
18	188*	MK6 RC	3	Maggie WEBSTER	Fiesta ST (Mk6)	59.300	5	12	2.069	0.288	73.33
19	24*	MK6 RC	4	Michael WHEELER	Fiesta ST (Mk6)	59.821	15	15	2.590	0.521	72.69
20	43	MK7 RC	11	Daniella SUTTON	Fiesta Zetec S (Mk7)	59.945	10	15	2.714	0.124	72.54
21	14	MK7 RC	12	Atalanta Le BRETON	Fiesta Zetec S (Mk7)	1:02.883	7	13	5.652	2.938	69.15
22	88	MK7 RC	13	Alfie GARFORD	Fiesta Zetec S (Mk7)			0			

Comments:*Car 85 - 1 lap time disallowed - Passing under Yellow Flag.

No. 21, 188, 194, 315 - 1 Lap time disallowed; exceeding track limits.

No. 24, 33 - 2 Lap times disallowed; exceeding track limits.

Weather / Track : Bright / Dry

These results are provisional until the conclusion of any judicial and technical matters.

Date: 13/04/2024 Start: 09:43 Finish: 09:58

Brands Hatch Indy: 1.2079 miles

Clerk Of Course: Paul Levitt

Stewards:

Timekeeper: Peter Knight



Results can be found at www.tsl-timing.com

Printed - 12:46 Saturday, 13 April 2024



BRSCC Fiesta Junior Championship

QUALIFYING - RACE 2 - LAP ANALYSIS

DIFF = Difference To Personal Best Lap

P1 272 Jenson O'NEILL-GOING				
LAP	LAP TIME	DIFF	MPH	TIME OF DAY
1 -	1:04.396	7.165	67.52	09:44:31.697
2 -	58.616	1.385	74.18	09:45:30.313
3 -	1:00.336	3.105	72.07	09:46:30.649
4 -	2:52.714 P	1:55.483	25.17	09:49:23.363
5 -	1:06.033	8.802	65.85	09:50:29.396
6 -	57.534 (3)	0.303	75.58	09:51:26.930
7 -	57.231 (1)		75.98	09:52:24.161
8 -	57.612	0.381	75.48	09:53:21.773
9 -	57.531 (2)	0.300	75.58	09:54:19.304

P2 94 Jacob HODGKISS				
LAP	LAP TIME	DIFF	MPH	TIME OF DAY
1 -	1:05.524	8.123	66.36	09:44:39.247
2 -	1:01.955	4.554	70.18	09:45:41.202
3 -	1:15.354	17.953	57.70	09:46:56.556
4 -	1:02.851	5.450	69.18	09:47:59.407
5 -	1:19.333 P	21.932	54.81	09:49:18.740
6 -	1:00.042	2.641	72.42	09:50:18.782
7 -	57.401 (1)		75.75	09:51:16.183
8 -	57.930 (3)	0.529	75.06	09:52:14.113
9 -	2:06.300 P	1:08.899	34.43	09:54:20.413
10 -	1:22.342	24.941	52.81	09:55:42.755
11 -	1:05.483	8.082	66.40	09:56:48.238
12 -	58.576	1.175	74.23	09:57:46.814
13 -	57.522 (2)	0.121	75.59	09:58:44.336

P3 26 Finn LESLIE				
LAP	LAP TIME	DIFF	MPH	TIME OF DAY
1 -	1:04.236	6.740	67.69	09:45:11.160
2 -	1:03.719	6.223	68.24	09:46:14.879
3 -	58.112	0.616	74.83	09:47:12.991
4 -	57.964	0.468	75.02	09:48:10.955
5 -	57.956 (3)	0.460	75.03	09:49:08.911
6 -	57.496 (1)		75.63	09:50:06.407
7 -	57.547 (2)	0.051	75.56	09:51:03.954
8 -	1:01.614	4.118	70.57	09:52:05.568
9 -	1:01.371	3.875	70.85	09:53:06.939
10 -	58.336	0.840	74.54	09:54:05.275
11 -	58.336	0.840	74.54	09:55:03.611
12 -	1:00.640	3.144	71.71	09:56:04.251
13 -	58.243	0.747	74.66	09:57:02.494
14 -	58.614	1.118	74.19	09:58:01.108
15 -	58.746	1.250	74.02	09:58:59.854

P4 12 Thomas MERRITT				
LAP	LAP TIME	DIFF	MPH	TIME OF DAY
1 -	1:07.202	9.692	64.70	09:44:52.882
2 -	59.324	1.814	73.30	09:45:52.206
3 -	59.802	2.292	72.71	09:46:52.008
4 -	1:01.490	3.980	70.72	09:47:53.498
5 -	1:00.753	3.243	71.57	09:48:54.251
6 -	1:00.486	2.976	71.89	09:49:54.737
7 -	57.510 (1)		75.61	09:50:52.247
8 -	57.586 (2)	0.076	75.51	09:51:49.833
9 -	2:00.472 P	1:02.962	36.09	09:53:50.305
10 -	1:00.576	3.066	71.78	09:54:50.881
11 -	58.028 (3)	0.518	74.93	09:55:48.909
12 -	58.167	0.657	74.76	09:56:47.076
13 -	59.258	1.748	73.38	09:57:46.334

DIFF = Difference To Personal Best Lap

P5 21 Tommy HARFIELD				
LAP	LAP TIME	DIFF	MPH	TIME OF DAY
1 -	1:02.509	4.948	69.56	09:45:00.263
2 -	58.482	0.921	74.35	09:45:58.745
3 -	58.263	0.702	74.63	09:46:57.008
4 -	57.704 (3)	0.143	75.36	09:47:54.712
5 -	1:00.301	2.740	72.11	09:48:55.013
6 -	58.292	0.731	74.60	09:49:53.305
7 -	57.561 (1)		75.54	09:50:50.866
8 -	3:04.876 P	2:07.315	23.52	09:53:55.742
9 -	1:00.974	3.413	71.31	09:54:56.716
10 -	57.610 (2)	0.049	75.48	09:55:54.326
11 -	57.674 D	0.110	75.40	09:56:51.997
12 -	58.373	0.812	74.49	09:57:50.370
13 -	59.024	1.463	73.67	09:58:49.394

P6 85 Jenson MASON				
LAP	LAP TIME	DIFF	MPH	TIME OF DAY
1 -	1:04.426	6.796	67.49	09:45:03.760
2 -	58.711	1.081	74.06	09:46:02.471
3 -	57.905 (3)	0.275	75.09	09:47:00.376
4 -	57.630 (1)		75.45	09:47:58.006
5 -	59.537	1.907	73.04	09:48:57.543
6 -	2:08.063 P	1:10.433	33.95	09:51:05.606
7 -	1:04.434	6.804	67.48	09:52:10.040
8 -	57.878 (2)	0.248	75.13	09:53:07.918
9 -	58.567	0.937	74.25	09:54:06.485
10 -	58.737	1.107	74.03	09:55:05.222
11 -	58.765	1.135	73.99	09:56:03.987
12 -	58.124	0.494	74.81	09:57:02.111
13 -	1:00.126	2.496	72.32	09:58:02.237

P7 315 Billy BLOCKLEY				
LAP	LAP TIME	DIFF	MPH	TIME OF DAY
1 -	1:06.334	8.511	65.55	09:45:16.876
2 -	1:01.465	3.642	70.74	09:46:18.341
3 -	59.139	1.316	73.53	09:47:17.480
4 -	59.140	1.317	73.53	09:48:16.620
5 -	58.815	0.992	73.93	09:49:15.435
6 -	58.343	0.520	74.53	09:50:13.778
7 -	58.057 (3)	0.234	74.90	09:51:11.835
8 -	58.041 (2)	0.218	74.92	09:52:09.876
9 -	57.823 (1)		75.20	09:53:07.699
10 -	58.810	0.987	73.94	09:54:06.509
11 -	59.173	1.350	73.48	09:55:05.682
12 -	59.454 D	1.628	73.14	09:56:05.133
13 -	58.685	0.862	74.10	09:57:03.818
14 -	58.283	0.460	74.61	09:58:02.101
15 -	58.530	0.707	74.29	09:59:00.631

P8 144 George FOXLOW				
LAP	LAP TIME	DIFF	MPH	TIME OF DAY
1 -	1:06.816	8.991	65.08	09:45:15.936
2 -	1:01.554	3.729	70.64	09:46:17.490
3 -	58.852	1.027	73.89	09:47:16.342
4 -	59.555	1.730	73.01	09:48:15.897
5 -	58.442	0.617	74.40	09:49:14.339
6 -	58.038	0.213	74.92	09:50:12.377
7 -	57.843 (2)	0.018	75.17	09:51:10.220
8 -	57.825 (1)		75.20	09:52:08.045
9 -	57.888 (3)	0.063	75.12	09:53:05.933
10 -	58.326	0.501	74.55	09:54:04.259

BRSCC Fiesta Junior Championship

QUALIFYING - RACE 2 - LAP ANALYSIS

DIFF = Difference To Personal Best Lap

11 -	1:03.927	6.102	68.02	09:55:08.186
12 -	59.102	1.277	73.57	09:56:07.288
13 -	1:00.293	2.468	72.12	09:57:07.581
14 -	59.679	1.854	72.86	09:58:07.260
15 -	1:01.792	3.967	70.37	09:59:09.052

P9 138 Henry FOOTE

LAP	LAP TIME	DIFF	MPH	TIME OF DAY
1 -	1:10.189	12.327	61.95	09:44:41.543
2 -	1:05.232	7.370	66.66	09:45:46.775
3 -	1:17.149	19.287	56.36	09:47:03.924
4 -	1:03.584	5.722	68.39	09:48:07.508
5 -	58.174	0.312	74.75	09:49:05.682
6 -	57.915 (2)	0.053	75.08	09:50:03.597
7 -	57.862 (1)		75.15	09:51:01.459
8 -	1:13.983	16.121	58.77	09:52:15.442
9 -	58.108	0.246	74.83	09:53:13.550
10 -	59.160	1.298	73.50	09:54:12.710
11 -	57.960 (3)	0.098	75.02	09:55:10.670
12 -	1:53.225 P	55.363	38.40	09:57:03.895
13 -	1:09.643	11.781	62.44	09:58:13.538
14 -	57.965	0.103	75.02	09:59:11.503

P10 87 Archie DAVIES

LAP	LAP TIME	DIFF	MPH	TIME OF DAY
1 -	1:04.049	6.169	67.89	09:45:02.753
2 -	1:00.269	2.389	72.15	09:46:03.022
3 -	58.055 (2)	0.175	74.90	09:47:01.077
4 -	59.074	1.194	73.61	09:48:00.151
5 -	58.821	0.941	73.92	09:48:58.972
6 -	2:32.211 P	1:34.331	28.56	09:51:31.183
7 -	1:02.065	4.185	70.06	09:52:33.248
8 -	58.495	0.615	74.34	09:53:31.743
9 -	58.159 (3)	0.279	74.77	09:54:29.902
10 -	1:01.426	3.546	70.79	09:55:31.328
11 -	58.936	1.056	73.78	09:56:30.264
12 -	1:01.102	3.222	71.16	09:57:31.366
13 -	57.880 (1)		75.13	09:58:29.246

P11 28 Benjamin DOUGHTY

LAP	LAP TIME	DIFF	MPH	TIME OF DAY
1 -	1:06.774	8.841	65.12	09:45:16.474
2 -	1:01.307	3.374	70.93	09:46:17.781
3 -	59.403	1.470	73.20	09:47:17.184
4 -	59.142	1.209	73.52	09:48:16.326
5 -	58.692	0.759	74.09	09:49:15.018
6 -	58.195 (3)	0.262	74.72	09:50:13.213
7 -	57.933 (1)		75.06	09:51:11.146
8 -	58.038 (2)	0.105	74.92	09:52:09.184
9 -	58.242	0.309	74.66	09:53:07.426
10 -	58.559	0.626	74.26	09:54:05.985

P12 169 Callie CLIFFORD

LAP	LAP TIME	DIFF	MPH	TIME OF DAY
1 -	1:10.188	11.998	61.95	09:44:35.645
2 -	1:06.315	8.125	65.57	09:45:41.960
3 -	2:25.398 P	1:27.208	29.90	09:48:07.358
4 -	1:06.018	7.828	65.86	09:49:13.376
5 -	2:39.464 P	1:41.274	27.27	09:51:52.840
6 -	1:03.766	5.576	68.19	09:52:56.606
7 -	1:00.079	1.889	72.38	09:53:56.685
8 -	59.041	0.851	73.65	09:54:55.726

DIFF = Difference To Personal Best Lap

9 -	58.190 (1)		74.73	09:55:53.916
10 -	58.843 (3)	0.653	73.90	09:56:52.759
11 -	1:00.614	2.424	71.74	09:57:53.373
12 -	58.453 (2)	0.263	74.39	09:58:51.826

P13 29 Joshua WATTS

LAP	LAP TIME	DIFF	MPH	TIME OF DAY
1 -	1:06.368	8.028	65.52	09:45:17.840
2 -	1:00.768	2.428	71.56	09:46:18.608
3 -	59.365	1.025	73.25	09:47:17.973
4 -	59.194	0.854	73.46	09:48:17.167
5 -	2:36.571 P	1:38.231	27.77	09:50:53.738
6 -	1:09.721	11.381	62.37	09:52:03.459
7 -	1:01.104	2.764	71.16	09:53:04.563
8 -	1:02.724	4.384	69.32	09:54:07.287
9 -	58.618	0.278	74.18	09:55:05.905
10 -	59.022	0.682	73.67	09:56:04.927
11 -	58.422 (2)	0.082	74.43	09:57:03.349
12 -	58.340 (1)		74.53	09:58:01.689
13 -	58.509 (3)	0.169	74.32	09:59:00.198

P14 33 Aaron BEATTIE

LAP	LAP TIME	DIFF	MPH	TIME OF DAY
1 -	1:06.854	8.074	65.04	09:44:55.283
2 -	1:00.924 D	2.144	71.37	09:45:56.207
3 -	1:00.220	1.440	72.21	09:46:56.427
4 -	1:00.660	1.880	71.68	09:47:57.087
5 -	1:00.761	1.981	71.56	09:48:57.848
6 -	58.780 (1)		73.98	09:49:56.628
7 -	59.474	0.694	73.11	09:50:56.102
8 -	58.924	0.144	73.80	09:51:55.026
9 -	58.664 D		74.12	09:52:53.690
10 -	58.862 (3)	0.082	73.87	09:53:52.552
11 -	59.427	0.647	73.17	09:54:51.979
12 -	58.814 (2)	0.034	73.93	09:55:50.793
13 -	59.127	0.347	73.54	09:56:49.920
14 -	1:00.264	1.484	72.15	09:57:50.184
15 -	59.987	1.207	72.49	09:58:50.171

P15 194 Jack BURGESS

LAP	LAP TIME	DIFF	MPH	TIME OF DAY
1 -	1:00.976	2.182	71.31	09:45:53.468
2 -	1:00.281	1.487	72.13	09:46:53.749
3 -	1:00.579	1.785	71.78	09:47:54.328
4 -	1:00.866	2.072	71.44	09:48:55.194
5 -	1:04.164 D	2.370	71.09	09:49:56.358
6 -	58.973	0.179	73.73	09:50:55.331
7 -	58.811 (2)	0.017	73.94	09:51:54.142
8 -	58.820	0.026	73.93	09:52:52.962
9 -	58.818 (3)	0.024	73.93	09:53:51.780
10 -	58.794 (1)		73.96	09:54:50.574
11 -	59.322	0.528	73.30	09:55:49.896
12 -	59.358	0.564	73.26	09:56:49.254
13 -	1:00.712	1.918	71.62	09:57:49.966
14 -	1:00.771	1.977	71.55	09:58:50.737

P16 69 Harry LINDLEY

LAP	LAP TIME	DIFF	MPH	TIME OF DAY
1 -	1:08.010	9.186	63.94	09:44:36.913
2 -	1:04.072	5.248	67.87	09:45:40.985
3 -	1:07.664	8.840	64.26	09:46:48.649
4 -	1:01.809	2.985	70.35	09:47:50.458

BRSCC Fiesta Junior Championship

QUALIFYING - RACE 2 - LAP ANALYSIS

DIFF = Difference To Personal Best Lap

5 -	1:03.638	4.814	68.33	09:48:54.096
6 -	1:02.097	3.273	70.02	09:49:56.193
7 -	1:01.123	2.299	71.14	09:50:57.316
8 -	58.824 (1)		73.92	09:51:56.140
9 -	59.670	0.846	72.87	09:52:55.810
10 -	1:00.735	1.911	71.59	09:53:56.545
11 -	1:01.671	2.847	70.51	09:54:58.216
12 -	59.405 (3)	0.581	73.20	09:55:57.621
13 -	59.800	0.976	72.71	09:56:57.421
14 -	58.986 (2)	0.162	73.72	09:57:56.407
15 -	59.912	1.088	72.58	09:58:56.319

P17 16 Hayden GRAY

LAP	LAP TIME	DIFF	MPH	TIME OF DAY
1 -	1:04.846	5.834	67.06	09:45:09.809
2 -	1:06.198	7.186	65.69	09:46:16.007
3 -	59.597 (3)	0.585	72.96	09:47:15.604
4 -	1:00.088	1.076	72.37	09:48:15.692
5 -	1:28.312	29.300	49.24	09:49:44.004
6 -	1:01.308	2.296	70.93	09:50:45.312
7 -	3:44.347	2:45.335	19.38	09:54:29.659
8 -	59.176 (2)	0.164	73.48	09:55:28.835
9 -	59.012 (1)		73.69	09:56:27.847
10 -	59.984	0.972	72.49	09:57:27.831
11 -	59.655	0.643	72.89	09:58:27.486

P18 188 Maggie WEBSTER

LAP	LAP TIME	DIFF	MPH	TIME OF DAY
1 -	1:09.362	10.062	62.69	09:44:59.400
2 -	1:04.404	5.104	67.52	09:46:03.804
3 -	59.699	0.399	72.84	09:47:03.503
4 -	1:00.205	0.905	72.22	09:48:03.708
5 -	59.300 (1)		73.33	09:49:03.008
6 -	58.962 D		73.75	09:50:01.970
7 -	1:06.431	7.131	65.46	09:51:08.401
8 -	59.373 (2)	0.073	73.24	09:52:07.774
9 -	1:08.764	9.464	63.23	09:53:16.538
10 -	59.487 (3)	0.187	73.10	09:54:16.025
11 -	1:00.071	0.771	72.39	09:55:16.096
12 -	59.572	0.272	72.99	09:56:15.668

P19 24 Michael WHEELER

LAP	LAP TIME	DIFF	MPH	TIME OF DAY
1 -	4:09.334 D	9.513	62.71	09:44:39.464
2 -	1:03.894	4.073	68.05	09:45:43.358
3 -	1:07.699	7.878	64.23	09:46:51.057
4 -	1:02.280	2.459	69.82	09:47:53.337
5 -	4:04.375 D	4.554	67.55	09:48:57.712
6 -	1:01.342	1.521	70.89	09:49:59.054
7 -	1:00.484	0.663	71.89	09:50:59.538
8 -	1:01.806	1.985	70.35	09:52:01.344
9 -	1:00.223	0.402	72.20	09:53:01.567
10 -	59.999 (2)	0.178	72.47	09:54:01.566
11 -	1:01.508	1.687	70.69	09:55:03.074
12 -	1:01.415	1.594	70.80	09:56:04.489
13 -	1:01.532	1.711	70.67	09:57:06.021
14 -	1:00.019 (3)	0.198	72.45	09:58:06.040
15 -	59.821 (1)		72.69	09:59:05.861

P20 43 Daniella SUTTON

LAP	LAP TIME	DIFF	MPH	TIME OF DAY
1 -	1:07.730	7.785	64.20	09:44:55.106

DIFF = Difference To Personal Best Lap

2 -	1:01.263	1.318	70.98	09:45:56.369
3 -	1:01.033	1.088	71.25	09:46:57.402
4 -	1:00.749	0.804	71.58	09:47:58.151
5 -	1:00.965	1.020	71.32	09:48:59.116
6 -	1:01.388	1.443	70.83	09:50:00.504
7 -	1:00.247 (3)	0.302	72.17	09:51:00.751
8 -	1:00.358	0.413	72.04	09:52:01.109
9 -	59.999 (2)	0.054	72.47	09:53:01.108
10 -	59.945 (1)		72.54	09:54:01.053
11 -	1:02.074	2.129	70.05	09:55:03.127
12 -	1:02.042	2.097	70.09	09:56:05.169
13 -	1:01.917	1.972	70.23	09:57:07.086
14 -	1:02.715	2.770	69.33	09:58:09.801
15 -	1:01.841	1.896	70.31	09:59:11.642

P21 14 Atalanta Le BRETON

LAP	LAP TIME	DIFF	MPH	TIME OF DAY
1 -	1:20.578	17.695	53.96	09:45:03.528
2 -	1:14.647	11.764	58.25	09:46:18.175
3 -	1:07.671	4.788	64.26	09:47:25.846
4 -	1:07.769	4.886	64.16	09:48:33.615
5 -	1:07.801	4.918	64.13	09:49:41.416
6 -	1:03.332 (2)	0.449	68.66	09:50:44.748
7 -	1:02.883 (1)		69.15	09:51:47.631
8 -	1:03.864 (3)	0.981	68.09	09:52:51.495
9 -	1:07.063	4.180	64.84	09:53:58.558
10 -	1:06.215	3.332	65.67	09:55:04.773
11 -	1:06.680	3.797	65.21	09:56:11.453
12 -	1:43.803	40.920	41.89	09:57:55.256
13 -	1:07.544	4.661	64.38	09:59:02.800

BRSCC Fiesta Junior Championship

QUALIFYING - RACE 2 - STATISTICS

Competitors Started 22
Planned Start 2024-04-13 @ 09:30:00.000
Actual Start 2024-04-13 @ 09:43:16.822
Finish Time 2024-04-13 @ 09:58:27.746
Track Length 1.2079mi.
Total Laps 278
Total Distance Covered 335.8088mi.

Session Fastest Lap History

NO	CL	NAME	LAP TIME	TIME OF DAY	LAP	VEHICLE
272	MK6 RC	Jenson O'NEILL-GOING	58.616	09:45:30.327	2	Fiesta ST (Mk6)
21	MK7 RC	Tommy HARFIELD	58.482	09:45:58.752	2	Fiesta Zetec S (Mk7)
21	MK7 RC	Tommy HARFIELD	58.263	09:46:57.013	3	Fiesta Zetec S (Mk7)
85	MK7	Jenson MASON	57.905	09:47:00.394	3	Fiesta Zetec S (Mk7)
21	MK7 RC	Tommy HARFIELD	57.704	09:47:54.718	4	Fiesta Zetec S (Mk7)
85	MK7	Jenson MASON	57.630	09:47:58.081	4	Fiesta Zetec S (Mk7)
26	MK7 RC	Finn LESLIE	57.496	09:50:06.416	6	Fiesta Zetec S (Mk7)
94	MK7	Jacob HODGKISS	57.401	09:51:16.207	7	Fiesta Zetec S (Mk7)
272	MK6 RC	Jenson O'NEILL-GOING	57.231	09:52:24.176	7	Fiesta ST (Mk6)

Flag History

TYPE	TIME OF DAY
GREEN	09:43:16.822
FINISH	09:58:27.746

Flag Statistics

TYPE	COUNT	TOTAL LAPS	TOTAL TIME
Green	1	15	17:42.290
Red	0	0	0.000
Safety Car	0	0	0.000
FCY	0	0	0.000

BRSCC Fiesta Junior Championship
QUALIFYING - RACE 2 - STATISTICS

CLASS : MK7

5 Starters

Fastest Lap History

NO	NAME	LAP TIME	TIME OF DAY	LAP	VEHICLE
94	Jacob HODGKISS	1:01.955	09:45:41.134	2	Fiesta Zetec S (Mk7)
85	Jenson MASON	58.711	09:46:02.490	2	Fiesta Zetec S (Mk7)
85	Jenson MASON	57.905	09:47:00.394	3	Fiesta Zetec S (Mk7)
85	Jenson MASON	57.630	09:47:58.081	4	Fiesta Zetec S (Mk7)
94	Jacob HODGKISS	57.401	09:51:16.207	7	Fiesta Zetec S (Mk7)

BRSCC Fiesta Junior Championship
QUALIFYING - RACE 2 - STATISTICS

CLASS : MK6 RC

4 Starters

Fastest Lap History

NO	NAME	LAP TIME	TIME OF DAY	LAP	VEHICLE
272	Jenson O'NEILL-GOING	58.616	09:45:30.327	2	Fiesta ST (Mk6)
272	Jenson O'NEILL-GOING	57.534	09:51:26.944	6	Fiesta ST (Mk6)
272	Jenson O'NEILL-GOING	57.231	09:52:24.176	7	Fiesta ST (Mk6)

BRSCC Fiesta Junior Championship
QUALIFYING - RACE 2 - STATISTICS

CLASS : MK7 RC

13 Starters

Fastest Lap History

NO	NAME	LAP TIME	TIME OF DAY	LAP	VEHICLE
69	Harry LINDLEY	1:04.072	09:45:40.999	2	Fiesta Zetec S (Mk7)
12	Thomas MERRITT	59.324	09:45:52.228	2	Fiesta Zetec S (Mk7)
21	Tommy HARFIELD	58.482	09:45:58.752	2	Fiesta Zetec S (Mk7)
21	Tommy HARFIELD	58.263	09:46:57.013	3	Fiesta Zetec S (Mk7)
87	Archie DAVIES	58.055	09:47:01.100	3	Fiesta Zetec S (Mk7)
21	Tommy HARFIELD	57.704	09:47:54.718	4	Fiesta Zetec S (Mk7)
26	Finn LESLIE	57.496	09:50:06.416	6	Fiesta Zetec S (Mk7)

BRSCC Fiesta Junior Championship
RACE 2 - GRID (15 minutes) - AMENDED



ROW 22	22	88	Alfie GARFORD
ROW 21	21	14	1:02.883 Atalanta Le BRETON
ROW 20	20	43	59.945 Daniella SUTTON
ROW 19	19	24	59.821 Michael WHEELER
ROW 18	18	188	59.300 Maggie WEBSTER
ROW 17	17	16	59.012 Hayden GRAY
ROW 16	16	69	58.824 Harry LINDLEY
ROW 15	15	194	58.794 Jack BURGESS
ROW 14	14	33	58.780 Aaron BEATTIE
ROW 13	13	29	58.340 Joshua WATTS
ROW 12	12	169	58.190 Callie CLIFFORD
ROW 11	11	28	57.933 Benjamin DOUGHTY
ROW 10	10	87	57.880 Archie DAVIES
ROW 9	9	85	57.878 Jenson MASON
ROW 8	8	138	57.862 Henry FOOTE
ROW 7	7	144	57.825 George FOXLOW
ROW 6	6	315	57.823 Billy BLOCKLEY
ROW 5	5	21	57.561 Tommy HARFIELD
ROW 4	4	12	57.510 Thomas MERRITT
ROW 3	3	26	57.496 Finn LESLIE
ROW 2	2	94	57.401 Jacob HODGKISS
ROW 1	1	272	57.231 Jenson O'NEILL-GOING Pole

Comments: Car 88 - Start subject to Qualifying out of Session.

These results are provisional until the conclusion of any judicial and technical matters.

Brands Hatch Indy: 1.2079 miles

Clerk Of Course: Paul Levitt	Stewards:	Timekeeper: Peter Knight	
------------------------------	-----------	--------------------------	--

Results can be found at www.tsl-timing.com

Printed - 12:53 Saturday, 13 April 2024



BRSCC Fiesta Junior Championship

RACE 2 - GRID (15 minutes)



ROW 22	22	88	Alfie GARFORD
ROW 21	21	14	1:02.883 Atalanta Le BRETON
ROW 20	20	43	59.945 Daniella SUTTON
ROW 19	19	24	59.821 Michael WHEELER
ROW 18	18	188	59.300 Maggie WEBSTER
ROW 17	17	16	59.012 Hayden GRAY
ROW 16	16	69	58.824 Harry LINDLEY
ROW 15	15	194	58.794 Jack BURGESS
ROW 14	14	33	58.780 Aaron BEATTIE
ROW 13	13	29	58.340 Joshua WATTS
ROW 12	12	169	58.190 Callie CLIFFORD
ROW 11	11	28	57.933 Benjamin DOUGHTY
ROW 10	10	87	57.880 Archie DAVIES
ROW 9	9	138	57.862 Henry FOOTE
ROW 8	8	144	57.825 George FOXLOW
ROW 7	7	315	57.823 Billy BLOCKLEY
ROW 6	6	85	57.630 Jenson MASON
ROW 5	5	21	57.561 Tommy HARFIELD
ROW 4	4	12	57.510 Thomas MERRITT
ROW 3	3	26	57.496 Finn LESLIE
ROW 2	2	94	57.401 Jacob HODGKISS
ROW 1	1	272	57.231 Jenson O'NEILL-GOING

Pole

Comments: Car 88 - Start subject to Qualifying out of Session.

These results are provisional until the conclusion of any judicial and technical matters.

Brands Hatch Indy: 1.2079 miles

Clerk Of Course:	Stewards:	Timekeeper: Peter Knight	
------------------	-----------	--------------------------	--

Results can be found at www.tsl-timing.com

Printed - 10:27 Saturday, 13 April 2024



BRSCC Fiesta Junior Championship
RACE 2 - CLASSIFICATION

Race Distance: 11 Laps / 13.28 miles



POS	NO	CL	PIC	NAME	ENTRY	LAPS	TIME	GAP	DIFF	MPH	BEST	ON	GRD	↑↓
1	272	MK6 RC	1	Jenson O'NEILL-GOING	Fiesta ST (Mk6)	11	12:51.315			62.01	57.528	4	1	0
2	94	MK7	1	Jacob HODGKISS	Fiesta Zetec S (Mk7)	11	12:51.925	0.610	0.610	61.96	57.643	5	2	0
3	26	MK7 RC	1	Finn LESLIE	Fiesta Zetec S (Mk7)	11	12:52.849	1.534	0.924	61.89	57.598	4	3	0
4	21	MK7 RC	2	Tommy HARFIELD	Fiesta Zetec S (Mk7)	11	12:53.654	2.339	0.805	61.82	57.750	6	5	1
5	12	MK7 RC	3	Thomas MERRITT	Fiesta Zetec S (Mk7)	11	12:55.429	4.114	1.775	61.68	57.996	5	4	-1
6	85	MK7	2	Jenson MASON	Fiesta Zetec S (Mk7)	11	12:55.975	4.660	0.546	61.64	57.874	5	9	3
7	28	MK7	3	Benjamin DOUGHTY	Fiesta Zetec S (Mk7)	11	12:56.570	5.255	0.595	61.59	58.206	7	11	4
8	315	MK7	4	Billy BLOCKLEY	Fiesta Zetec S (Mk7)	11	12:57.125	5.810	0.555	61.55	57.959	7	6	-2
9	138	MK7 RC	4	Henry FOOTE	Fiesta Zetec S (Mk7)	11	12:58.408	7.093	1.283	61.45	58.204	8	8	-1
10	169	MK6 RC	2	Callie CLIFFORD	Fiesta ST (Mk6)	11	12:59.431	8.116	1.023	61.37	57.795	9	12	2
11	88	MK7 RC	5	Alfie GARFORD	Fiesta Zetec S (Mk7)	11	13:00.160	8.845	0.729	61.31	57.696	9	22	11
12	194	MK7 RC	6	Jack BURGESS	Fiesta Zetec S (Mk7)	11	13:01.464	10.149	1.304	61.21	59.049	3	15	3
13	33	MK7 RC	7	Aaron BEATTIE	Fiesta Zetec S (Mk7)	11	13:02.251	10.936	0.787	61.14	59.108	3	14	1
14	69	MK7 RC	8	Harry LINDLEY	Fiesta Zetec S (Mk7)	11	13:04.240	12.925	1.989	60.99	59.125	7	16	2
15	24	MK6 RC	3	Michael WHEELER	Fiesta ST (Mk6)	11	13:05.094	13.779	0.854	60.92	59.671	5	19	4
16	16	MK7 RC	9	Hayden GRAY	Fiesta Zetec S (Mk7)	11	13:06.716	15.401	1.622	60.80	59.679	5	17	1
17	188	MK6 RC	4	Maggie WEBSTER	Fiesta ST (Mk6)	11	13:09.024	17.709	2.308	60.62	1:00.128	4	18	1
18	14	MK7 RC	10	Atalanta Le BRETON	Fiesta Zetec S (Mk7)	10	12:54.776	1 Lap	1 Lap	56.12	1:03.948	3	21	3

NOT CLASSIFIED

DNF	29	MK7 RC		Joshua WATTS	Fiesta Zetec S (Mk7)	8	9:00.690	3 Laps	2 Laps	64.34	58.183	6	13	
DNF	144	MK7		George FOXLOW	Fiesta Zetec S (Mk7)	8	9:00.961	3 Laps	0.271	64.30	58.093	3	7	
DNF	43	MK7 RC		Daniella SUTTON	Fiesta Zetec S (Mk7)	7	8:14.470	4 Laps	1 Lap	61.56	59.592	7	20	
DNF	87	MK7 RC		Archie DAVIES	Fiesta Zetec S (Mk7)	0							10	

FASTEST LAP

272	MK6 RC	Jenson O'NEILL-GOING	Fiesta ST (Mk6)	4	57.528	75.59 mph	121.65 kph
26	MK7 RC	Finn LESLIE	Fiesta Zetec S (Mk7)	4	57.598	75.49 mph	121.50 kph
94	MK7	Jacob HODGKISS	Fiesta Zetec S (Mk7)	5	57.643	75.44 mph	121.40 kph

Comments: Car 88 - Start subject to Qualifying out of Session.

Weather / Track : Bright / Dry

These results are provisional until the conclusion of any judicial and technical matters.

Date: 13/04/2024 Start: 14:17 Finish: 14:29

Brands Hatch Indy: 1.2079 miles

Clerk Of Course: Paul Levitt

Stewards:

Timekeeper: Peter Knight


 Results can be found at www.tsl-timing.com

Printed - 14:32 Saturday, 13 April 2024

BRSCC Fiesta Junior Championship
RACE 2 - CLASSIFICATION - AMENDED

Race Distance: 11 Laps / 13.28 miles



POS	NO	CL	PIC	NAME	ENTRY	LAPS	TIME	GAP	DIFF	MPH	BEST	ON	GRD	↑↓
1	272	MK6 RC	1	Jenson O'NEILL-GOING	Fiesta ST (Mk6)	11	12:51.315			62.01	57.528	4	1	0
2	94	MK7	1	Jacob HODGKISS	Fiesta Zetec S (Mk7)	11	12:51.925	0.610	0.610	61.96	57.643	5	2	0
3	26	MK7 RC	1	Finn LESLIE	Fiesta Zetec S (Mk7)	11	12:52.849	1.534	0.924	61.89	57.598	4	3	0
4	21	MK7 RC	2	Tommy HARFIELD	Fiesta Zetec S (Mk7)	11	12:53.654	2.339	0.805	61.82	57.750	6	5	1
5	12	MK7 RC	3	Thomas MERRITT	Fiesta Zetec S (Mk7)	11	12:55.429	4.114	1.775	61.68	57.996	5	4	-1
6	85	MK7	2	Jenson MASON	Fiesta Zetec S (Mk7)	11	12:55.975	4.660	0.546	61.64	57.874	5	9	3
7	28	MK7	3	Benjamin DOUGHTY	Fiesta Zetec S (Mk7)	11	12:56.570	5.255	0.595	61.59	58.206	7	11	4
8	315	MK7	4	Billy BLOCKLEY	Fiesta Zetec S (Mk7)	11	12:57.125	5.810	0.555	61.55	57.959	7	6	-2
9	138	MK7 RC	4	Henry FOOTE	Fiesta Zetec S (Mk7)	11	12:58.408	7.093	1.283	61.45	58.204	8	8	-1
10	169	MK6 RC	2	Callie CLIFFORD	Fiesta ST (Mk6)	11	12:59.431	8.116	1.023	61.37	57.795	9	12	2
11	88	MK7 RC	5	Alfie GARFORD	Fiesta Zetec S (Mk7)	11	13:00.160	8.845	0.729	61.31	57.696	9	22	11
12	194	MK7 RC	6	Jack BURGESS	Fiesta Zetec S (Mk7)	11	13:01.464	10.149	1.304	61.21	59.049	3	15	3
13	33	MK7 RC	7	Aaron BEATTIE	Fiesta Zetec S (Mk7)	11	13:02.251	10.936	0.787	61.14	59.108	3	14	1
14	69	MK7 RC	8	Harry LINDLEY	Fiesta Zetec S (Mk7)	11	13:04.240	12.925	1.989	60.99	59.125	7	16	2
15	24	MK6 RC	3	Michael WHEELER	Fiesta ST (Mk6)	11	13:05.094	13.779	0.854	60.92	59.671	5	19	4
16	16	MK7 RC	9	Hayden GRAY	Fiesta Zetec S (Mk7)	11	13:06.716	15.401	1.622	60.80	59.679	5	17	1
17	188	MK6 RC	4	Maggie WEBSTER	Fiesta ST (Mk6)	11	13:09.024	17.709	2.308	60.62	1:00.128	4	18	1
18	14	MK7 RC	10	Atalanta Le BRETON	Fiesta Zetec S (Mk7)	10	12:54.776	1 Lap	1 Lap	56.12	1:03.948	3	21	3

NOT CLASSIFIED

DNF	29	MK7 RC		Joshua WATTS	Fiesta Zetec S (Mk7)	8	9:00.690	3 Laps	2 Laps	64.34	58.183	6	13	
DNF	144	MK7		George FOXLOW	Fiesta Zetec S (Mk7)	8	9:00.961	3 Laps	0.271	64.30	58.093	3	7	
DNF	43	MK7 RC		Daniella SUTTON	Fiesta Zetec S (Mk7)	7	8:14.470	4 Laps	1 Lap	61.56	59.592	7	20	
DNF	87	MK7 RC		Archie DAVIES	Fiesta Zetec S (Mk7)	0							10	

FASTEST LAP

272	MK6 RC	Jenson O'NEILL-GOING	Fiesta ST (Mk6)	4	57.528	75.59 mph	121.65 kph
26	MK7 RC	Finn LESLIE	Fiesta Zetec S (Mk7)	4	57.598	75.49 mph	121.50 kph
94	MK7	Jacob HODGKISS	Fiesta Zetec S (Mk7)	5	57.643	75.44 mph	121.40 kph

Comments: Car 28 - 5 Grid place Penalty & 3 points - Q 12.21.4 - Causing a Collision.
 Cars 33 & 85 - Fined £75.00 - Breach of Fiesta Junior Regs 2.13 - On board cameras.

Weather / Track : Bright / Dry

These results are provisional until the conclusion of any judicial and technical matters.

Date: 13/04/2024 Start: 14:17 Finish: 14:29

Brands Hatch Indy: 1.2079 miles

Clerk Of Course: Paul Levitt

Stewards:

Timekeeper: Peter Knight


 Results can be found at www.tsl-timing.com

Printed - 16:45 Saturday, 13 April 2024

BRSCC Fiesta Junior Championship

RACE 2 - LAP CHART

LAP 1 @ 14:18:30.543			LAP 2 @ 14:20:08.221			LAP 3 @ 14:21:05.929			LAP 4 @ 14:22:03.457			LAP 5 @ 14:23:01.146		
NO	BEHIND	LAP TIME	NO	BEHIND	LAP TIME	NO	BEHIND	LAP TIME	NO	BEHIND	LAP TIME	NO	BEHIND	LAP TIME
272		1:27.341	272		1:37.678	272		57.708	272		57.528	272		57.689
94	2.302	1:29.643	94	0.366	1:35.742	94	0.355	57.697	94	0.572	57.745	94	0.526	57.643
26	4.162	1:31.503	26	0.973	1:34.489	26	0.886	57.621	26	0.956	57.598	26	1.000	57.733
21	5.397	1:32.738	21	1.356	1:33.637	21	1.520	57.872	21	1.923	57.931	21	2.008	57.774
12	6.650	1:33.991	12	3.275	1:34.303	12	3.595	58.028	12	4.077	58.010	12	4.384	57.996
315	7.626	1:34.967	315	3.783	1:33.835	85	4.929	58.645	85	5.327	57.926	85	5.512	57.874
85	8.607	1:35.948	85	3.992	1:33.063	315	5.252	59.177	315	6.246	58.522	29	7.410	58.643
29	9.819	1:37.160	29	4.627	1:32.486	29	5.417	58.498	29	6.456	58.567	144	7.900	58.700
28	10.550	1:37.891	28	5.115	1:32.243	28	5.783	58.376	144	6.889	58.403	315	8.238	59.681
144	11.330	1:38.671	144	5.629	1:31.977	144	6.014	58.093	28	7.551	59.296	28	8.417	58.555
138	12.716	1:40.057	138	6.379	1:31.341	138	7.478	58.807	138	8.511	58.561	138	9.670	58.848
33	13.616	1:40.957	33	6.902	1:30.964	33	8.302	59.108	33	10.408	59.634	169	12.515	59.447
169	14.979	1:42.320	169	7.862	1:30.561	169	9.015	58.861	169	10.757	59.270	33	12.910	1:00.191
194	16.177	1:43.518	194	8.122	1:29.623	194	9.463	59.049	194	11.038	59.103	88	13.145	58.591
43	17.218	1:44.559	43	9.421	1:29.881	88	11.522	59.040	88	12.243	58.249	194	13.431	1:00.082
69	17.918	1:45.259	69	10.063	1:29.823	43	11.973	1:00.260	69	14.540	59.774	69	16.373	59.522
88	18.551	1:45.892	88	10.190	1:29.317	69	12.294	59.939	43	14.727	1:00.282	43	17.146	1:00.108
188	19.558	1:46.899	188	10.716	1:28.836	188	13.709	1:00.701	188	16.309	1:00.128	188	18.985	1:00.365
24	20.188	1:47.529	24	11.699	1:29.189	24	14.400	1:00.409	24	17.158	1:00.286	24	19.140	59.671
16	22.197	1:49.538	16	12.542	1:28.023	16	15.299	1:00.465	16	17.926	1:00.155	16	19.916	59.679
14	24.257	1:51.598	14	16.286	1:29.707	14	22.526	1:03.948	14	30.544	1:05.546	14	37.759	1:04.904

BRSCC Fiesta Junior Championship

RACE 2 - LAP CHART

LAP 6 @ 14:23:58.756			LAP 7 @ 14:24:56.724			LAP 8 @ 14:25:54.646			LAP 9 @ 14:26:52.484			LAP 10 @ 14:28:10.154		
NO	BEHIND	LAP TIME	NO	BEHIND	LAP TIME	NO	BEHIND	LAP TIME	NO	BEHIND	LAP TIME	NO	BEHIND	LAP TIME
272		57.610	272		57.968	272		57.922	272		57.838	272		1:17.670
94	0.997	58.081	94	0.821	57.792	94	0.646	57.747	14	1 Lap	1:04.308	94	0.286	1:17.243
26	1.312	57.922	26	1.280	57.936	26	1.060	57.702	94	0.713	57.905	26	1.495	1:18.090
21	2.148	57.750	21	2.034	57.854	21	2.016	57.904	26	1.075	57.853	21	2.605	1:18.224
12	4.887	58.113	12	4.933	58.014	12	5.261	58.250	21	2.051	57.873	14	1 Lap	1:21.609
85	5.808	57.906	85	5.803	57.963	85	6.075	58.194	12	5.832	58.409	12	5.498	1:17.336
29	7.983	58.183	29	8.516	58.501	29	9.246	58.652	85	6.486	58.249	85	6.139	1:17.323
144	8.443	58.153	144	8.679	58.204	144	9.517	58.760	28	10.446	58.395	28	6.758	1:13.982
28	9.169	58.362	28	9.407	58.206	28	9.889	58.404	315	11.102	58.731	315	7.467	1:14.035
315	9.784	59.156	315	9.775	57.959	315	10.209	58.356	138	11.837	58.586	138	8.300	1:14.133
138	10.337	58.277	138	10.807	58.438	138	11.089	58.204	169	13.135	57.795	169	9.370	1:13.905
169	12.791	57.886	169	13.200	58.377	169	13.178	57.900	88	13.846	57.696	88	10.070	1:13.894
88	14.276	58.741	88	14.157	57.849	88	13.988	57.753	194	22.497	1:01.651	194	11.878	1:07.051
194	15.084	59.263	33	16.539	59.232	33	18.644	1:00.027	33	23.234	1:02.428	33	12.609	1:07.045
33	15.275	59.975	194	16.696	59.580	194	18.684	59.910	69	24.638	1:01.323	69	13.451	1:06.483
69	17.999	59.236	69	19.156	59.125	69	21.153	59.919	24	30.209	1:01.096	24	15.289	1:02.750
43	19.324	59.788	43	20.948	59.592	24	26.951	1:01.778	16	31.011	1:01.245	16	17.092	1:03.751
24	21.320	59.790	24	23.095	59.743	16	27.604	59.900	188	32.746	1:01.841	188	17.872	1:02.796
188	22.301	1:00.926	188	25.423	1:01.090	188	28.743	1:01.242						
16	22.679	1:00.373	16	25.626	1:00.915									
14	44.999	1:04.850	14	52.015	1:04.984									

BRSCC Fiesta Junior Championship

RACE 2 - LAP CHART

LAP 11 @ 14:29:54.517

NO	BEHIND	LAP TIME
272		1:44.363
94	0.610	1:44.687
26	1.534	1:44.402
21	2.339	1:44.097
14	1 Lap	1:43.322
12	4.114	1:42.979
85	4.660	1:42.884
28	5.255	1:42.860
315	5.810	1:42.706
138	7.093	1:43.156
169	8.116	1:43.109
88	8.845	1:43.138
194	10.149	1:42.634
33	10.936	1:42.690
69	12.925	1:43.837
24	13.779	1:42.853
16	15.401	1:42.672
188	17.709	1:44.200

BRSCC Fiesta Junior Championship

RACE 2 - POSITION CHART

No	Name	Lap												
		Pos	1	2	3	4	5	6	7	8	9	10	11	
272	O'NEILL-GOING	1	272	272	272	272	272	272	272	272	272	272	272	272
94	HODGKISS	2	94	94	94	94	94	94	94	94	94	94	94	94
26	LESLIE	3	26	26	26	26	26	26	26	26	26	26	26	26
12	MERRITT	4	21	21	21	21	21	21	21	21	21	21	21	21
21	HARFIELD	5	12	12	12	12	12	12	12	12	12	12	12	12
315	BLOCKLEY	6	315	315	85	85	85	85	85	85	85	85	85	85
144	FOXLOW	7	85	85	315	315	29	29	29	29	28	28	28	28
138	FOOTE	8	29	29	29	29	144	144	144	144	315	315	315	315
85	MASON	9	28	28	28	144	315	28	28	28	138	138	138	138
87	DAVIES	10	144	144	144	28	28	315	315	315	169	169	169	169
28	DOUGHTY	11	138	138	138	138	138	138	138	88	88	88	88	88
169	CLIFFORD	12	33	33	33	33	169	169	169	169	194	194	194	194
29	WATTS	13	169	169	169	169	33	88	88	88	33	33	33	33
33	BEATTIE	14	194	194	194	194	88	194	33	33	69	69	69	69
194	BURGESS	15	43	43	88	88	194	33	194	194	24	24	24	24
69	LINDLEY	16	69	69	43	69	69	69	69	69	16	16	16	16
16	GRAY	17	88	88	69	43	43	43	43	24	188	188	188	188
188	WEBSTER	18	188	188	188	188	188	24	24	16	14	14	14	14
24	WHEELER	19	24	24	24	24	24	188	188	188				
43	SUTTON	20	16	16	16	16	16	16	16	14				
14	BRETON	21	14	14	14	14	14	14	14					
88	GARFORD	22												

BRSCC Fiesta Junior Championship

RACE 2 - LAP ANALYSIS

DIFF = Difference To Personal Best Lap

P1 272 Jenson O'NEILL-GOING				
LAP	LAP TIME	DIFF	MPH	TIME OF DAY
1 -	1:27.341	29.813	49.78	14:18:30.543
2 -	1:37.678	40.150	44.51	14:20:08.221
3 -	57.708	0.180	75.35	14:21:05.929
4 -	57.528 (1)		75.59	14:22:03.457
5 -	57.689 (3)	0.161	75.38	14:23:01.146
6 -	57.610 (2)	0.082	75.48	14:23:58.756
7 -	57.968	0.440	75.01	14:24:56.724
8 -	57.922	0.394	75.07	14:25:54.646
9 -	57.838	0.310	75.18	14:26:52.484
10 -	1:17.670	20.142	55.98	14:28:10.154
11 -	1:44.363	46.835	41.66	14:29:54.517

P2 94 Jacob HODGKISS				
LAP	LAP TIME	DIFF	MPH	TIME OF DAY
1 -	1:29.643	32.000	48.50	14:18:32.845
2 -	1:35.742	38.099	45.42	14:20:08.587
3 -	57.697 (2)	0.054	75.36	14:21:06.284
4 -	57.745 (3)	0.102	75.30	14:22:04.029
5 -	57.643 (1)		75.44	14:23:01.672
6 -	58.081	0.438	74.87	14:23:59.753
7 -	57.792	0.149	75.24	14:24:57.545
8 -	57.747	0.104	75.30	14:25:55.292
9 -	57.905	0.262	75.09	14:26:53.197
10 -	1:17.243	19.600	56.29	14:28:10.440
11 -	1:44.687	47.044	41.53	14:29:55.127

P3 26 Finn LESLIE				
LAP	LAP TIME	DIFF	MPH	TIME OF DAY
1 -	1:31.503	33.905	47.52	14:18:34.705
2 -	1:34.489	36.891	46.02	14:20:09.194
3 -	57.621 (2)	0.023	75.46	14:21:06.815
4 -	57.598 (1)		75.49	14:22:04.413
5 -	57.733	0.135	75.32	14:23:02.146
6 -	57.922	0.324	75.07	14:24:00.068
7 -	57.936	0.338	75.05	14:24:58.004
8 -	57.702 (3)	0.104	75.36	14:25:55.706
9 -	57.853	0.255	75.16	14:26:53.559
10 -	1:18.090	20.492	55.68	14:28:11.649
11 -	1:44.402	46.804	41.65	14:29:56.051

P4 21 Tommy HARFIELD				
LAP	LAP TIME	DIFF	MPH	TIME OF DAY
1 -	1:32.738	34.988	46.89	14:18:35.940
2 -	1:33.637	35.887	46.44	14:20:09.577
3 -	57.872	0.122	75.14	14:21:07.449
4 -	57.931	0.181	75.06	14:22:05.380
5 -	57.774 (2)	0.024	75.26	14:23:03.154
6 -	57.750 (1)		75.30	14:24:00.904
7 -	57.854 (3)	0.104	75.16	14:24:58.758
8 -	57.904	0.154	75.10	14:25:56.662
9 -	57.873	0.123	75.14	14:26:54.535
10 -	1:18.224	20.474	55.59	14:28:12.759
11 -	1:44.097	46.347	41.77	14:29:56.856

P5 12 Thomas MERRITT				
LAP	LAP TIME	DIFF	MPH	TIME OF DAY
1 -	1:33.991	35.995	46.26	14:18:37.193
2 -	1:34.303	36.307	46.11	14:20:11.496
3 -	58.028	0.032	74.93	14:21:09.524

DIFF = Difference To Personal Best Lap

4 -	58.010 (2)	0.014	74.96	14:22:07.534
5 -	57.996 (1)		74.98	14:23:05.530
6 -	58.113	0.117	74.83	14:24:03.643
7 -	58.014 (3)	0.018	74.95	14:25:01.657
8 -	58.250	0.254	74.65	14:25:59.907
9 -	58.409	0.413	74.45	14:26:58.316
10 -	1:17.336	19.340	56.23	14:28:15.652
11 -	1:42.979	44.983	42.22	14:29:58.631

P6 85 Jenson MASON				
LAP	LAP TIME	DIFF	MPH	TIME OF DAY
1 -	1:35.948	38.074	45.32	14:18:39.150
2 -	1:33.063	35.189	46.72	14:20:12.213
3 -	58.645	0.771	74.15	14:21:10.858
4 -	57.926 (3)	0.052	75.07	14:22:08.784
5 -	57.874 (1)		75.13	14:23:06.658
6 -	57.906 (2)	0.032	75.09	14:24:04.564
7 -	57.963	0.089	75.02	14:25:02.527
8 -	58.194	0.320	74.72	14:26:00.721
9 -	58.249	0.375	74.65	14:26:58.970
10 -	1:17.323	19.449	56.23	14:28:16.293
11 -	1:42.884	45.010	42.26	14:29:59.177

P7 28 Benjamin DOUGHTY				
LAP	LAP TIME	DIFF	MPH	TIME OF DAY
1 -	1:37.891	39.685	44.42	14:18:41.093
2 -	1:32.243	34.037	47.14	14:20:13.336
3 -	58.376 (3)	0.170	74.49	14:21:11.712
4 -	59.296	1.090	73.33	14:22:11.008
5 -	58.555	0.349	74.26	14:23:09.563
6 -	58.362 (2)	0.156	74.51	14:24:07.925
7 -	58.206 (1)		74.71	14:25:06.131
8 -	58.404	0.198	74.45	14:26:04.535
9 -	58.395	0.189	74.46	14:27:02.930
10 -	1:13.982	15.776	58.77	14:28:16.912
11 -	1:42.860	44.654	42.27	14:29:59.772

P8 315 Billy BLOCKLEY				
LAP	LAP TIME	DIFF	MPH	TIME OF DAY
1 -	1:34.967	37.008	45.79	14:18:38.169
2 -	1:33.835	35.876	46.34	14:20:12.004
3 -	59.177	1.218	73.48	14:21:11.181
4 -	58.522 (3)	0.563	74.30	14:22:09.703
5 -	59.681	1.722	72.86	14:23:09.384
6 -	59.156	1.197	73.51	14:24:08.540
7 -	57.959 (1)		75.02	14:25:06.499
8 -	58.356 (2)	0.397	74.51	14:26:04.855
9 -	58.731	0.772	74.04	14:27:03.586
10 -	1:14.035	16.076	58.73	14:28:17.621
11 -	1:42.706	44.747	42.34	14:30:00.327

P9 138 Henry FOOTE				
LAP	LAP TIME	DIFF	MPH	TIME OF DAY
1 -	1:40.057	41.853	43.46	14:18:43.259
2 -	1:31.341	33.137	47.60	14:20:14.600
3 -	58.807	0.603	73.94	14:21:13.407
4 -	58.561	0.357	74.25	14:22:11.968
5 -	58.848	0.644	73.89	14:23:10.816
6 -	58.277 (2)	0.073	74.61	14:24:09.093
7 -	58.438 (3)	0.234	74.41	14:25:07.531
8 -	58.204 (1)		74.71	14:26:05.735
9 -	58.586	0.382	74.22	14:27:04.321

BRSCC Fiesta Junior Championship

RACE 2 - LAP ANALYSIS

DIFF = Difference To Personal Best Lap

10 -	1:14.133	15.929	58.65	14:28:18.454
11 -	1:43.156	44.952	42.15	14:30:01.610

P10 169 Callie CLIFFORD

LAP	LAP TIME	DIFF	MPH	TIME OF DAY
1 -	1:42.320	44.525	42.49	14:18:45.522
2 -	1:30.561	32.766	48.01	14:20:16.083
3 -	58.861	1.066	73.87	14:21:14.944
4 -	59.270	1.475	73.36	14:22:14.214
5 -	59.447	1.652	73.15	14:23:13.661
6 -	57.886 (2)	0.091	75.12	14:24:11.547
7 -	58.377	0.582	74.49	14:25:09.924
8 -	57.900 (3)	0.105	75.10	14:26:07.824
9 -	57.795 (1)		75.24	14:27:05.619
10 -	1:13.905	16.110	58.84	14:28:19.524
11 -	1:43.109	45.314	42.17	14:30:02.633

P11 88 Alfie GARFORD

LAP	LAP TIME	DIFF	MPH	TIME OF DAY
1 -	1:45.892	48.196	41.06	14:18:49.094
2 -	1:29.317	31.621	48.68	14:20:18.411
3 -	59.040	1.344	73.65	14:21:17.451
4 -	58.249	0.553	74.65	14:22:15.700
5 -	58.591	0.895	74.21	14:23:14.291
6 -	58.741	1.045	74.03	14:24:13.032
7 -	57.849 (3)	0.153	75.17	14:25:10.881
8 -	57.753 (2)	0.057	75.29	14:26:08.634
9 -	57.696 (1)		75.37	14:27:06.330
10 -	1:13.894	16.198	58.84	14:28:20.224
11 -	1:43.138	45.442	42.16	14:30:03.362

P12 194 Jack BURGESS

LAP	LAP TIME	DIFF	MPH	TIME OF DAY
1 -	1:43.518	44.469	42.00	14:18:46.720
2 -	1:29.623	30.574	48.52	14:20:16.343
3 -	59.049 (1)		73.64	14:21:15.392
4 -	59.103 (2)	0.054	73.57	14:22:14.495
5 -	1:00.082	1.033	72.37	14:23:14.577
6 -	59.263 (3)	0.214	73.37	14:24:13.840
7 -	59.580	0.531	72.98	14:25:13.420
8 -	59.910	0.861	72.58	14:26:13.330
9 -	1:01.651	2.602	70.53	14:27:14.981
10 -	1:07.051	8.002	64.85	14:28:22.032
11 -	1:42.634	43.585	42.37	14:30:04.666

P13 33 Aaron BEATTIE

LAP	LAP TIME	DIFF	MPH	TIME OF DAY
1 -	1:40.957	41.849	43.07	14:18:44.159
2 -	1:30.964	31.856	47.80	14:20:15.123
3 -	59.108 (1)		73.57	14:21:14.231
4 -	59.634 (3)	0.526	72.92	14:22:13.865
5 -	1:00.191	1.083	72.24	14:23:14.056
6 -	59.975	0.867	72.50	14:24:14.031
7 -	59.232 (2)	0.124	73.41	14:25:13.263
8 -	1:00.027	0.919	72.44	14:26:13.290
9 -	1:02.428	3.320	69.65	14:27:15.718
10 -	1:07.045	7.937	64.86	14:28:22.763
11 -	1:42.690	43.582	42.34	14:30:05.453

DIFF = Difference To Personal Best Lap

LAP	LAP TIME	DIFF	MPH	TIME OF DAY
1 -	1:45.259	46.134	41.31	14:18:48.461
2 -	1:29.823	30.698	48.41	14:20:18.284
3 -	59.939	0.814	72.55	14:21:18.223
4 -	59.774	0.649	72.75	14:22:17.997
5 -	59.522 (3)	0.397	73.05	14:23:17.519
6 -	59.236 (2)	0.111	73.41	14:24:16.755
7 -	59.125 (1)		73.54	14:25:15.880
8 -	59.919	0.794	72.57	14:26:15.799
9 -	1:01.323	2.198	70.91	14:27:17.122
10 -	1:06.483	7.358	65.40	14:28:23.605
11 -	1:43.837	44.712	41.87	14:30:07.442

P15 24 Michael WHEELER

LAP	LAP TIME	DIFF	MPH	TIME OF DAY
1 -	1:47.529	47.858	40.44	14:18:50.731
2 -	1:29.189	29.518	48.75	14:20:19.920
3 -	1:00.409	0.738	71.98	14:21:20.329
4 -	1:00.286	0.615	72.13	14:22:20.615
5 -	59.671 (1)		72.87	14:23:20.286
6 -	59.790 (3)	0.119	72.73	14:24:20.076
7 -	59.743 (2)	0.072	72.78	14:25:19.819
8 -	1:01.778	2.107	70.39	14:26:21.597
9 -	1:01.096	1.425	71.17	14:27:22.693
10 -	1:02.750	3.079	69.30	14:28:25.443
11 -	1:42.853	43.182	42.27	14:30:08.296

P16 16 Hayden GRAY

LAP	LAP TIME	DIFF	MPH	TIME OF DAY
1 -	1:49.538	49.859	39.69	14:18:52.740
2 -	1:28.023	28.344	49.40	14:20:20.763
3 -	1:00.465	0.786	71.91	14:21:21.228
4 -	1:00.155 (3)	0.476	72.28	14:22:21.383
5 -	59.679 (1)		72.86	14:23:21.062
6 -	1:00.373	0.694	72.02	14:24:21.435
7 -	1:00.915	1.236	71.38	14:25:22.350
8 -	59.900 (2)	0.221	72.59	14:26:22.250
9 -	1:01.245	1.566	71.00	14:27:23.495
10 -	1:03.751	4.072	68.21	14:28:27.246
11 -	1:42.672	42.993	42.35	14:30:09.918

P17 188 Maggie WEBSTER

LAP	LAP TIME	DIFF	MPH	TIME OF DAY
1 -	1:46.899	46.771	40.67	14:18:50.101
2 -	1:28.836	28.708	48.95	14:20:18.937
3 -	1:00.701 (3)	0.573	71.63	14:21:19.638
4 -	1:00.128 (1)		72.32	14:22:19.766
5 -	1:00.365 (2)	0.237	72.03	14:23:20.131
6 -	1:00.926	0.798	71.37	14:24:21.057
7 -	1:01.090	0.962	71.18	14:25:22.147
8 -	1:01.242	1.114	71.00	14:26:23.389
9 -	1:01.841	1.713	70.31	14:27:25.230
10 -	1:02.796	2.668	69.24	14:28:28.026
11 -	1:44.200	44.072	41.73	14:30:12.226

P18 14 Atalanta Le BRETON

LAP	LAP TIME	DIFF	MPH	TIME OF DAY
1 -	1:51.598	47.650	38.96	14:18:54.800
2 -	1:29.707	25.759	48.47	14:20:24.507
3 -	1:03.948 (1)		68.00	14:21:28.455

BRSCC Fiesta Junior Championship

RACE 2 - LAP ANALYSIS

DIFF = Difference To Personal Best Lap

4 -	1:05.546	1.598	66.34	14:22:34.001
5 -	1:04.904	0.956	67.00	14:23:38.905
6 -	1:04.850 (3)	0.902	67.05	14:24:43.755
7 -	1:04.984	1.036	66.91	14:25:48.739
8 -	1:04.308 (2)	0.360	67.62	14:26:53.047
9 -	1:21.609	17.661	53.28	14:28:14.656
10 -	1:43.322	39.374	42.08	14:29:57.978

P19 29 Joshua WATTS

LAP	LAP TIME	DIFF	MPH	TIME OF DAY
1 -	1:37.160	38.977	44.75	14:18:40.362
2 -	1:32.486	34.303	47.01	14:20:12.848
3 -	58.498 (2)	0.315	74.33	14:21:11.346
4 -	58.567	0.384	74.25	14:22:09.913
5 -	58.643	0.460	74.15	14:23:08.556
6 -	58.183 (1)		74.74	14:24:06.739
7 -	58.501 (3)	0.318	74.33	14:25:05.240
8 -	58.652	0.469	74.14	14:26:03.892

P20 144 George FOXLOW

LAP	LAP TIME	DIFF	MPH	TIME OF DAY
1 -	1:38.671	40.578	44.07	14:18:41.873
2 -	1:31.977	33.884	47.27	14:20:13.850
3 -	58.093 (1)		74.85	14:21:11.943
4 -	58.403	0.310	74.45	14:22:10.346
5 -	58.700	0.607	74.08	14:23:09.046
6 -	58.153 (2)	0.060	74.77	14:24:07.199
7 -	58.204 (3)	0.111	74.71	14:25:05.403
8 -	58.760	0.667	74.00	14:26:04.163

P21 43 Daniella SUTTON

LAP	LAP TIME	DIFF	MPH	TIME OF DAY
1 -	1:44.559	44.967	41.58	14:18:47.761
2 -	1:29.881	30.289	48.38	14:20:17.642
3 -	1:00.260	0.668	72.16	14:21:17.902
4 -	1:00.282	0.690	72.13	14:22:18.184
5 -	1:00.108 (3)	0.516	72.34	14:23:18.292
6 -	59.788 (2)	0.196	72.73	14:24:18.080
7 -	59.592 (1)		72.97	14:25:17.672

BRSCC Fiesta Junior Championship

RACE 2 - STATISTICS

Competitors Started 22
Planned Start 2024-04-13 @ 14:20:00.000
Actual Start 2024-04-13 @ 14:17:03.201
Finish Time 2024-04-13 @ 14:29:50.515
Track Length 1.2079mi.
Total Laps 220
Total Distance Covered 265.7480mi.

Session Fastest Lap History

NO	CL	NAME	LAP TIME	TIME OF DAY	LAP	VEHICLE
272	MK6 RC	Jenson O'NEILL-GOING	1:27.341	14:18:30.543	1	Fiesta ST (Mk6)
272	MK6 RC	Jenson O'NEILL-GOING	57.708	14:21:05.943	3	Fiesta ST (Mk6)
94	MK7	Jacob HODGKISS	57.697	14:21:06.309	3	Fiesta Zetec S (Mk7)
26	MK7 RC	Finn LESLIE	57.621	14:21:06.830	3	Fiesta Zetec S (Mk7)
272	MK6 RC	Jenson O'NEILL-GOING	57.528	14:22:03.472	4	Fiesta ST (Mk6)

Session Leader History

NO	CL	NAME	FROM LAP	LAPS LED	DISTANCE	VEHICLE
272	MK6 RC	Jenson O'NEILL-GOING	1	11	13.28 miles	Fiesta ST (Mk6)

Flag History

TYPE	TIME OF DAY
GREEN	14:17:03.201
SAFETY	14:17:47.273
GREEN	14:20:05.306
SAFETY	14:27:13.843
FINISH	14:29:50.515

Flag Statistics

TYPE	COUNT	TOTAL LAPS	TOTAL TIME
Green	2	8	7:52.609
Red	0	0	0.000
Safety Car	2	2	4:54.704
FCY	0	0	0.000

BRSCC Fiesta Junior Championship

RACE 2 - STATISTICS

CLASS : MK7

5 Starters

Fastest Lap History

NO	NAME	LAP TIME	TIME OF DAY	LAP	VEHICLE
94	Jacob HODGKISS	1:29.643	14:18:32.845	1	Fiesta Zetec S (Mk7)
94	Jacob HODGKISS	57.697	14:21:06.309	3	Fiesta Zetec S (Mk7)
94	Jacob HODGKISS	57.643	14:23:01.697	5	Fiesta Zetec S (Mk7)

Leader History

NO	NAME	FROM LAP	LAPS LED	DISTANCE	VEHICLE
94	Jacob HODGKISS	1	11	13.28 miles	Fiesta Zetec S (Mk7)

BRSCC Fiesta Junior Championship

RACE 2 - STATISTICS

CLASS : MK6 RC

4 Starters

Fastest Lap History

NO	NAME	LAP TIME	TIME OF DAY	LAP	VEHICLE
272	Jenson O'NEILL-GOING	1:27.341	14:18:30.543	1	Fiesta ST (Mk6)
272	Jenson O'NEILL-GOING	57.708	14:21:05.943	3	Fiesta ST (Mk6)
272	Jenson O'NEILL-GOING	57.528	14:22:03.472	4	Fiesta ST (Mk6)

Leader History

NO	NAME	FROM LAP	LAPS LED	DISTANCE	VEHICLE
272	Jenson O'NEILL-GOING	1	11	13.28 miles	Fiesta ST (Mk6)

BRSCC Fiesta Junior Championship

RACE 2 - STATISTICS

CLASS : MK7 RC

13 Starters

Fastest Lap History

NO	NAME	LAP TIME	TIME OF DAY	LAP	VEHICLE
26	Finn LESLIE	1:31.503	14:18:34.705	1	Fiesta Zetec S (Mk7)
138	Henry FOOTE	1:31.341	14:20:14.625	2	Fiesta Zetec S (Mk7)
33	Aaron BEATTIE	1:30.964	14:20:15.136	2	Fiesta Zetec S (Mk7)
194	Jack BURGESS	1:29.623	14:20:16.358	2	Fiesta Zetec S (Mk7)
88	Alfie GARFORD	1:29.317	14:20:18.334	2	Fiesta Zetec S (Mk7)
16	Hayden GRAY	1:28.023	14:20:20.820	2	Fiesta Zetec S (Mk7)
26	Finn LESLIE	57.621	14:21:06.830	3	Fiesta Zetec S (Mk7)
26	Finn LESLIE	57.598	14:22:04.428	4	Fiesta Zetec S (Mk7)

Leader History

NO	NAME	FROM LAP	LAPS LED	DISTANCE	VEHICLE
26	Finn LESLIE	1	11	13.28 miles	Fiesta Zetec S (Mk7)

BRSCC Fiesta Junior Championship
RACE 14 - GRID (15 minutes) - AMENDED



ROW 11	21	43 Daniella SUTTON	22	87 Archie DAVIES	
ROW 10		19	29 Joshua WATTS	20	144 George FOXLOW
ROW 9	17	188 Maggie WEBSTER	18	14 Atalanta Le BRETON	
ROW 8		15	24 Michael WHEELER	16	16 Hayden GRAY
ROW 7	13	33 Aaron BEATTIE	14	69 Harry LINDLEY	
ROW 6		11	194 Jack BURGESS	12	28 Benjamin DOUGHTY
ROW 5	9	169 Callie CLIFFORD	10	88 Alfie GARFORD	
ROW 4		7	315 Billy BLOCKLEY	8	138 Henry FOOTE
ROW 3	5	12 Thomas MERRITT	6	85 Jenson MASON	
ROW 2		3	26 Finn LESLIE	4	21 Tommy HARFIELD
ROW 1	1	272 Jenson O'NEILL-GOING	2	94 Jacob HODGKISS	

Pole

Comments: Car No 28 - 5 Place Grid Penalty from Race 1

These results are provisional until the conclusion of any judicial and technical matters.

Brands Hatch Indy: 1.2079 miles

Clerk Of Course: Paul Levitt	Stewards:	Timekeeper: Peter Knight	
------------------------------	-----------	--------------------------	--

Results can be found at www.tsl-timing.com

Printed - 16:50 Saturday, 13 April 2024



BRSCC Fiesta Junior Championship
RACE 14 - GRID (15 minutes)



ROW 11	21	43 Daniella SUTTON	22	87 Archie DAVIES	
ROW 10		19	29 Joshua WATTS	20	144 George FOXLOW
ROW 9	17	188 Maggie WEBSTER	18	14 Atalanta Le BRETON	
ROW 8		15	24 Michael WHEELER	16	16 Hayden GRAY
ROW 7	13	33 Aaron BEATTIE	14	69 Harry LINDLEY	
ROW 6		11	88 Alfie GARFORD	12	194 Jack BURGESS
ROW 5	9	138 Henry FOOTE	10	169 Callie CLIFFORD	
ROW 4		7	28 Benjamin DOUGHTY	8	315 Billy BLOCKLEY
ROW 3	5	12 Thomas MERRITT	6	85 Jenson MASON	
ROW 2		3	26 Finn LESLIE	4	21 Tommy HARFIELD
ROW 1	1	272 Jenson O'NEILL-GOING	2	94 Jacob HODGKISS	
Pole					

These results are provisional until the conclusion of any judicial and technical matters.

Brands Hatch Indy: 1.2079 miles

Clerk Of Course: Paul Levitt	Stewards:	Timekeeper: Peter Knight	
------------------------------	-----------	--------------------------	--

Results can be found at www.tsl-timing.com

Printed - 14:41 Saturday, 13 April 2024



BRSCC Fiesta Junior Championship

RACE 14 - CLASSIFICATION

Race Distance: 8 Laps / 9.66 miles



DRIVEN BY RACING

POS	NO	CL	PIC	NAME	ENTRY	LAPS	TIME	GAP	DIFF	MPH	BEST	ON	GRD	↑↓
1	272	MK6 RC	1	Jenson O'NEILL-GOING	Fiesta ST (Mk6)	8	9:24.610			61.61	57.455	3	1	0
2	94	MK7	1	Jacob HODGKISS	Fiesta Zetec S (Mk7)	8	9:24.996	0.386	0.386	61.57	57.666	4	2	0
3	26	MK7 RC	1	Finn LESLIE	Fiesta Zetec S (Mk7)	8	9:26.091	1.481	1.095	61.45	57.460	3	3	0
4	85	MK7	2	Jenson MASON	Fiesta Zetec S (Mk7)	8	9:26.526	1.916	0.435	61.40	57.729	3	6	2
5	12	MK7 RC	2	Thomas MERRITT	Fiesta Zetec S (Mk7)	8	9:27.626	3.016	1.100	61.28	57.635	5	5	0
6	88	MK7 RC	3	Alfie GARFORD	Fiesta Zetec S (Mk7)	8	9:28.587	3.977	0.961	61.18	57.413	5	10	4
7	169	MK6 RC	2	Callie CLIFFORD	Fiesta ST (Mk6)	8	9:29.317	4.707	0.730	61.10	57.940	4	9	2
8	315	MK7	3	Billy BLOCKLEY	Fiesta Zetec S (Mk7)	8	9:29.892	5.282	0.575	61.04	58.397	4	7	-1
9	138	MK7 RC	4	Henry FOOTE	Fiesta Zetec S (Mk7)	8	9:30.687	6.077	0.795	60.95	58.148	3	8	-1
10	29	MK7 RC	5	Joshua WATTS	Fiesta Zetec S (Mk7)	8	9:31.495	6.885	0.808	60.87	57.855	5	19	9
11	28	MK7	4	Benjamin DOUGHTY	Fiesta Zetec S (Mk7)	8	9:32.125	7.515	0.630	60.80	57.734	5	12	1
12	194	MK7 RC	6	Jack BURGESS	Fiesta Zetec S (Mk7)	8	9:33.103	8.493	0.978	60.70	58.364	4	11	-1
13	33	MK7 RC	7	Aaron BEATTIE	Fiesta Zetec S (Mk7)	8	9:33.982	9.372	0.879	60.60	58.491	4	13	0
14	87	MK7 RC	8	Archie DAVIES	Fiesta Zetec S (Mk7)	8	9:34.658	10.048	0.676	60.53	58.318	3	22	8
15	16	MK7 RC	9	Hayden GRAY	Fiesta Zetec S (Mk7)	8	9:35.590	10.980	0.932	60.44	59.077	5	16	1
16	69	MK7 RC	10	Harry LINDLEY	Fiesta Zetec S (Mk7)	8	9:36.095	11.485	0.505	60.38	59.064	2	14	-2
17	144	MK7	5	George FOXLOW	Fiesta Zetec S (Mk7)	8	9:37.233	12.623	1.138	60.26	58.628	4	20	3
18	24	MK6 RC	3	Michael WHEELER	Fiesta ST (Mk6)	8	9:37.790	13.180	0.557	60.21	1:00.259	4	15	-3
19	14	MK7 RC	11	Atalanta Le BRETON	Fiesta Zetec S (Mk7)	8	9:39.500	14.890	1.710	60.03	1:02.188	2	18	-1

NOT CLASSIFIED

DNF	188	MK6 RC		Maggie WEBSTER	Fiesta ST (Mk6)	4	4:08.192	4 Laps	4 Laps	70.08	58.384	4	17	
-----	-----	--------	--	----------------	-----------------	---	----------	--------	--------	-------	--------	---	----	--

NOT STARTED

NS	21	MK7 RC		Tommy HARFIELD	Fiesta Zetec S (Mk7)									4
NS	43	MK7 RC		Daniella SUTTON	Fiesta Zetec S (Mk7)									21

FASTEST LAP

88	MK7 RC	Alfie GARFORD	Fiesta Zetec S (Mk7)	5	57.413	75.74 mph	121.89 kph
272	MK6 RC	Jenson O'NEILL-GOING	Fiesta ST (Mk6)	3	57.455	75.68 mph	121.80 kph
94	MK7	Jacob HODGKISS	Fiesta Zetec S (Mk7)	4	57.666	75.41 mph	121.36 kph

Weather / Track : Bright / Dry

These results are provisional until the conclusion of any judicial and technical matters.

Date: 14/04/2024 Start: 13:12 Finish: 13:21

Brands Hatch Indy: 1.2079 miles

Clerk Of Course: Paul Levitt

Stewards:

Timekeeper: Peter Knight



Results can be found at www.tsl-timing.com

Printed - 15:26 Sunday, 14 April 2024



BRSCC Fiesta Junior Championship

RACE 14 - CLASSIFICATION - AMENDED

Race Distance: 8 Laps / 9.66 miles



DRIVEN BY RACING

POS	NO	CL	PIC	NAME	ENTRY	LAPS	TIME	GAP	DIFF	MPH	BEST	ON	GRD	↑↓
1	272	MK6 RC	1	Jenson O'NEILL-GOING	Fiesta ST (Mk6)	8	9:24.610			61.61	57.455	3	1	0
2	94	MK7	1	Jacob HODGKISS	Fiesta Zetec S (Mk7)	8	9:24.996	0.386	0.386	61.57	57.666	4	2	0
3	26	MK7 RC	1	Finn LESLIE	Fiesta Zetec S (Mk7)	8	9:26.091	1.481	1.095	61.45	57.460	3	3	0
4	85	MK7	2	Jenson MASON	Fiesta Zetec S (Mk7)	8	9:26.526	1.916	0.435	61.40	57.729	3	6	2
5	12	MK7 RC	2	Thomas MERRITT	Fiesta Zetec S (Mk7)	8	9:27.626	3.016	1.100	61.28	57.635	5	5	0
6	88	MK7 RC	3	Alfie GARFORD	Fiesta Zetec S (Mk7)	8	9:28.587	3.977	0.961	61.18	57.413	5	10	4
7	169	MK6 RC	2	Callie CLIFFORD	Fiesta ST (Mk6)	8	9:29.317	4.707	0.730	61.10	57.940	4	9	2
8	315	MK7	3	Billy BLOCKLEY	Fiesta Zetec S (Mk7)	8	9:29.892	5.282	0.575	61.04	58.397	4	7	-1
9	138	MK7 RC	4	Henry FOOTE	Fiesta Zetec S (Mk7)	8	9:30.687	6.077	0.795	60.95	58.148	3	8	-1
10	29	MK7 RC	5	Joshua WATTS	Fiesta Zetec S (Mk7)	8	9:31.495	6.885	0.808	60.87	57.855	5	19	9
11	28	MK7	4	Benjamin DOUGHTY	Fiesta Zetec S (Mk7)	8	9:32.125	7.515	0.630	60.80	57.734	5	12	1
12	194	MK7 RC	6	Jack BURGESS	Fiesta Zetec S (Mk7)	8	9:33.103	8.493	0.978	60.70	58.364	4	11	-1
13	33	MK7 RC	7	Aaron BEATTIE	Fiesta Zetec S (Mk7)	8	9:33.982	9.372	0.879	60.60	58.491	4	13	0
14	87	MK7 RC	8	Archie DAVIES	Fiesta Zetec S (Mk7)	8	9:34.658	10.048	0.676	60.53	58.318	3	22	8
15	16	MK7 RC	9	Hayden GRAY	Fiesta Zetec S (Mk7)	8	9:35.590	10.980	0.932	60.44	59.077	5	16	1
16	69	MK7 RC	10	Harry LINDLEY	Fiesta Zetec S (Mk7)	8	9:36.095	11.485	0.505	60.38	59.064	2	14	-2
17	144	MK7	5	George FOXLOW	Fiesta Zetec S (Mk7)	8	9:37.233	12.623	1.138	60.26	58.628	4	20	3
18	24	MK6 RC	3	Michael WHEELER	Fiesta ST (Mk6)	8	9:37.790	13.180	0.557	60.21	1:00.259	4	15	-3
19	14	MK7 RC	11	Atalanta Le BRETON	Fiesta Zetec S (Mk7)	8	9:39.500	14.890	1.710	60.03	1:02.188	2	18	-1

NOT CLASSIFIED

DNF	188	MK6 RC		Maggie WEBSTER	Fiesta ST (Mk6)	4	4:08.192	4 Laps	4 Laps	70.08	58.384	4	17	
-----	-----	--------	--	----------------	-----------------	---	----------	--------	--------	-------	--------	---	----	--

NOT STARTED

NS	21	MK7 RC		Tommy HARFIELD	Fiesta Zetec S (Mk7)									4
NS	43	MK7 RC		Daniella SUTTON	Fiesta Zetec S (Mk7)									21

FASTEST LAP

88	MK7 RC	Alfie GARFORD	Fiesta Zetec S (Mk7)	5	57.413	75.74 mph	121.89 kph
272	MK6 RC	Jenson O'NEILL-GOING	Fiesta ST (Mk6)	3	57.455	75.68 mph	121.80 kph
94	MK7	Jacob HODGKISS	Fiesta Zetec S (Mk7)	4	57.666	75.41 mph	121.36 kph

Comments:

Car No 29 - Formal written reprimand & 2 Penalty Points - Q 12.21.4 - Causing a collision.
 Car No 33 - Formal written reprimand & 2 Penalty Points - Q 12.21.4 - Causing a collision.

Weather / Track : Bright / Dry

These results are provisional until the conclusion of any judicial and technical matters.

Date: 14/04/2024 Start: 13:12 Finish: 13:21

Brands Hatch Indy: 1.2079 miles

Clerk Of Course: Paul Levitt	Stewards:	Timekeeper: Peter Knight	
------------------------------	-----------	--------------------------	--

Results can be found at www.tsl-timing.com

Printed - 16:14 Sunday, 14 April 2024

BRSCC Fiesta Junior Championship

RACE 14 - LAP CHART

LAP 1 @ 13:13:36.690			LAP 2 @ 13:14:34.199			LAP 3 @ 13:15:31.654			LAP 4 @ 13:16:29.168			LAP 5 @ 13:17:26.757		
NO	BEHIND	LAP TIME	NO	BEHIND	LAP TIME	NO	BEHIND	LAP TIME	NO	BEHIND	LAP TIME	NO	BEHIND	LAP TIME
272		1:04.191	272		57.509	272		57.455	272		57.514	272		57.589
94	0.390	1:04.581	94	0.549	57.668	94	0.771	57.677	94	0.923	57.666	94	1.747	58.413
26	1.064	1:05.255	26	1.224	57.669	26	1.229	57.460	26	1.207	57.492	26	2.001	58.383
85	1.545	1:05.736	85	1.857	57.821	85	2.131	57.729	85	2.400	57.783	85	2.719	57.908
12	2.356	1:06.547	12	2.746	57.899	12	3.717	58.426	12	3.999	57.796	12	4.045	57.635
315	3.061	1:07.252	88	4.427	58.507	88	4.786	57.814	88	5.066	57.794	88	4.890	57.413
88	3.429	1:07.620	315	4.731	59.179	315	6.095	58.819	315	6.978	58.397	169	8.002	58.368
138	4.544	1:08.735	138	5.813	58.778	138	6.506	58.148	169	7.223	57.940	315	8.152	58.763
169	5.277	1:09.468	169	6.203	58.435	169	6.797	58.049	138	7.797	58.805	138	8.443	58.235
33	6.860	1:11.051	29	7.486	57.935	29	8.614	58.583	29	9.077	57.977	29	9.343	57.855
29	7.060	1:11.251	33	8.202	58.851	28	9.493	58.215	28	10.022	58.043	28	10.167	57.734
28	7.101	1:11.292	28	8.733	59.141	33	9.808	59.061	33	10.785	58.491	194	12.426	58.958
194	7.525	1:11.716	194	9.101	59.085	194	10.207	58.561	194	11.057	58.364	33	13.546	1:00.350
188	8.121	1:12.312	188	9.537	58.925	188	10.653	58.571	188	11.523	58.384	87	16.313	58.320
16	8.841	1:13.032	16	10.931	59.599	16	12.577	59.101	87	15.582	59.745	16	17.226	59.077
69	9.788	1:13.979	69	11.343	59.064	69	13.135	59.247	16	15.738	1:00.675	69	17.803	59.132
24	10.393	1:14.584	87	12.488	59.457	87	13.351	58.318	69	16.260	1:00.639	144	18.892	58.752
87	10.540	1:14.731	24	13.922	1:01.038	144	16.615	59.213	144	17.729	58.628	24	23.200	1:01.015
144	12.956	1:17.147	144	14.857	59.410	24	17.029	1:00.562	24	19.774	1:00.259	14	37.005	1:04.824
14	14.199	1:18.390	14	18.878	1:02.188	14	24.388	1:02.965	14	29.770	1:02.896			

BRSCC Fiesta Junior Championship

RACE 14 - LAP CHART

LAP 6 @ 13:18:47.426			LAP 7 @ 13:20:23.593			LAP 8 @ 13:21:57.109		
NO	BEHIND	LAP TIME	NO	BEHIND	LAP TIME	NO	BEHIND	LAP TIME
272		1:20.669	272		1:36.167	272		1:33.516
94	0.282	1:19.204	94	0.300	1:36.185	94	0.386	1:33.602
26	0.690	1:19.358	26	0.723	1:36.200	26	1.481	1:34.274
85	1.147	1:19.097	85	1.243	1:36.263	85	1.916	1:34.189
12	2.157	1:18.781	12	2.345	1:36.355	12	3.016	1:34.187
88	2.775	1:18.554	88	2.878	1:36.270	88	3.977	1:34.615
169	3.699	1:16.366	169	3.726	1:36.194	169	4.707	1:34.497
315	4.281	1:16.798	315	4.133	1:36.019	315	5.282	1:34.665
138	5.207	1:17.433	138	4.963	1:35.923	138	6.077	1:34.630
29	6.211	1:17.537	29	5.343	1:35.299	29	6.885	1:35.058
28	7.118	1:17.620	28	5.735	1:34.784	28	7.515	1:35.296
194	7.977	1:16.220	194	6.301	1:34.491	194	8.493	1:35.708
33	8.667	1:15.790	33	7.163	1:34.663	33	9.372	1:35.725
87	9.267	1:13.623	87	7.802	1:34.702	87	10.048	1:35.762
16	10.318	1:13.761	16	8.678	1:34.527	16	10.980	1:35.818
69	10.845	1:13.711	69	9.116	1:34.438	69	11.485	1:35.885
144	11.634	1:13.411	144	9.594	1:34.127	144	12.623	1:36.545
24	12.495	1:09.964	24	10.239	1:33.911	24	13.180	1:36.457
14	20.648	1:04.312	14	14.020	1:29.539	14	14.890	1:34.386

BRSCC Fiesta Junior Championship

RACE 14 - POSITION CHART

No	Name	Lap								
		Pos	1	2	3	4	5	6	7	8
272	O'NEILL-GOING	1	272	272	272	272	272	272	272	272
94	HODGKISS	2	94	94	94	94	94	94	94	94
26	LESLIE	3	26	26	26	26	26	26	26	26
21	HARFIELD	4	85	85	85	85	85	85	85	85
12	MERRITT	5	12	12	12	12	12	12	12	12
85	MASON	6	315	88	88	88	88	88	88	88
315	BLOCKLEY	7	88	315	315	315	169	169	169	169
138	FOOTE	8	138	138	138	169	315	315	315	315
169	CLIFFORD	9	169	169	169	138	138	138	138	138
88	GARFORD	10	33	29	29	29	29	29	29	29
194	BURGESS	11	29	33	28	28	28	28	28	28
28	DOUGHTY	12	28	28	33	33	194	194	194	194
33	BEATTIE	13	194	194	194	194	33	33	33	33
69	LINDLEY	14	188	188	188	188	87	87	87	87
24	WHEELER	15	16	16	16	87	16	16	16	16
16	GRAY	16	69	69	69	16	69	69	69	69
188	WEBSTER	17	24	87	87	69	144	144	144	144
14	BRETON	18	87	24	144	144	24	24	24	24
29	WATTS	19	144	144	24	24	14	14	14	14
144	FOXLOW	20	14	14	14	14				
43	SUTTON	21								
87	DAVIES	22								

BRSCC Fiesta Junior Championship

RACE 14 - LAP ANALYSIS

DIFF = Difference To Personal Best Lap

P1 272 Jenson O'NEILL-GOING				
LAP	LAP TIME	DIFF	MPH	TIME OF DAY
1 -	1:04.191	6.736	67.74	13:13:36.690
2 -	57.509 (2)	0.054	75.61	13:14:34.199
3 -	57.455 (1)		75.68	13:15:31.654
4 -	57.514 (3)	0.059	75.60	13:16:29.168
5 -	57.589	0.134	75.51	13:17:26.757
6 -	1:20.669	23.214	53.90	13:18:47.426
7 -	1:36.167	38.712	45.21	13:20:23.593
8 -	1:33.516	36.061	46.50	13:21:57.109

P2 94 Jacob HODGKISS				
LAP	LAP TIME	DIFF	MPH	TIME OF DAY
1 -	1:04.581	6.915	67.33	13:13:37.080
2 -	57.668 (2)	0.002	75.40	13:14:34.748
3 -	57.677 (3)	0.011	75.39	13:15:32.425
4 -	57.666 (1)		75.41	13:16:30.091
5 -	58.413	0.747	74.44	13:17:28.504
6 -	1:19.204	21.538	54.90	13:18:47.708
7 -	1:36.185	38.519	45.21	13:20:23.893
8 -	1:33.602	35.936	46.45	13:21:57.495

P3 26 Finn LESLIE				
LAP	LAP TIME	DIFF	MPH	TIME OF DAY
1 -	1:05.255	7.795	66.63	13:13:37.754
2 -	57.669 (3)	0.209	75.40	13:14:35.423
3 -	57.460 (1)		75.68	13:15:32.883
4 -	57.492 (2)	0.032	75.63	13:16:30.375
5 -	58.383	0.923	74.48	13:17:28.758
6 -	1:19.358	21.898	54.79	13:18:48.116
7 -	1:36.200	38.740	45.20	13:20:24.316
8 -	1:34.274	36.814	46.12	13:21:58.590

P4 85 Jenson MASON				
LAP	LAP TIME	DIFF	MPH	TIME OF DAY
1 -	1:05.736	8.007	66.15	13:13:38.235
2 -	57.821 (3)	0.092	75.20	13:14:36.056
3 -	57.729 (1)		75.32	13:15:33.785
4 -	57.783 (2)	0.054	75.25	13:16:31.568
5 -	57.908	0.179	75.09	13:17:29.476
6 -	1:19.097	21.368	54.97	13:18:48.573
7 -	1:36.263	38.534	45.17	13:20:24.836
8 -	1:34.189	36.460	46.16	13:21:59.025

P5 12 Thomas MERRITT				
LAP	LAP TIME	DIFF	MPH	TIME OF DAY
1 -	1:06.547	8.912	65.34	13:13:39.046
2 -	57.899 (3)	0.264	75.10	13:14:36.945
3 -	58.426	0.791	74.42	13:15:35.371
4 -	57.796 (2)	0.161	75.24	13:16:33.167
5 -	57.635 (1)		75.45	13:17:30.802
6 -	1:18.781	21.146	55.19	13:18:49.583
7 -	1:36.355	38.720	45.13	13:20:25.938
8 -	1:34.187	36.552	46.16	13:22:00.125

P6 88 Alfie GARFORD				
LAP	LAP TIME	DIFF	MPH	TIME OF DAY
1 -	1:07.620	10.207	64.30	13:13:40.119
2 -	58.507	1.094	74.32	13:14:38.626
3 -	57.814 (3)	0.401	75.21	13:15:36.440

DIFF = Difference To Personal Best Lap

4 -	57.794 (2)	0.381	75.24	13:16:34.234
5 -	57.413 (1)		75.74	13:17:31.647
6 -	1:18.554	21.141	55.35	13:18:50.201
7 -	1:36.270	38.857	45.17	13:20:26.471
8 -	1:34.615	37.202	45.96	13:22:01.086

P7 169 Callie CLIFFORD				
LAP	LAP TIME	DIFF	MPH	TIME OF DAY
1 -	1:09.468	11.528	62.59	13:13:41.967
2 -	58.435	0.495	74.41	13:14:40.402
3 -	58.049 (2)	0.109	74.91	13:15:38.451
4 -	57.940 (1)		75.05	13:16:36.391
5 -	58.368 (3)	0.428	74.50	13:17:34.759
6 -	1:16.366	18.426	56.94	13:18:51.125
7 -	1:36.194	38.254	45.20	13:20:27.319
8 -	1:34.497	36.557	46.01	13:22:01.816

P8 315 Billy BLOCKLEY				
LAP	LAP TIME	DIFF	MPH	TIME OF DAY
1 -	1:07.252	8.855	64.66	13:13:39.751
2 -	59.179	0.782	73.48	13:14:38.930
3 -	58.819 (3)	0.422	73.93	13:15:37.749
4 -	58.397 (1)		74.46	13:16:36.146
5 -	58.763 (2)	0.366	74.00	13:17:34.909
6 -	1:16.798	18.401	56.62	13:18:51.707
7 -	1:36.019	37.622	45.28	13:20:27.726
8 -	1:34.665	36.268	45.93	13:22:02.391

P9 138 Henry FOOTE				
LAP	LAP TIME	DIFF	MPH	TIME OF DAY
1 -	1:08.735	10.587	63.26	13:13:41.234
2 -	58.778 (3)	0.630	73.98	13:14:40.012
3 -	58.148 (1)		74.78	13:15:38.160
4 -	58.805	0.657	73.94	13:16:36.965
5 -	58.235 (2)	0.087	74.67	13:17:35.200
6 -	1:17.433	19.285	56.15	13:18:52.633
7 -	1:35.923	37.775	45.33	13:20:28.556
8 -	1:34.630	36.482	45.95	13:22:03.186

P10 29 Joshua WATTS				
LAP	LAP TIME	DIFF	MPH	TIME OF DAY
1 -	1:11.251	13.396	61.03	13:13:43.750
2 -	57.935 (2)	0.080	75.06	13:14:41.685
3 -	58.583	0.728	74.22	13:15:40.268
4 -	57.977 (3)	0.122	75.00	13:16:38.245
5 -	57.855 (1)		75.16	13:17:36.100
6 -	1:17.537	19.682	56.08	13:18:53.637
7 -	1:35.299	37.444	45.63	13:20:28.936
8 -	1:35.058	37.203	45.74	13:22:03.994

P11 28 Benjamin DOUGHTY				
LAP	LAP TIME	DIFF	MPH	TIME OF DAY
1 -	1:11.292	13.558	60.99	13:13:43.791
2 -	59.141	1.407	73.52	13:14:42.932
3 -	58.215 (3)	0.481	74.69	13:15:41.147
4 -	58.043 (2)	0.309	74.92	13:16:39.190
5 -	57.734 (1)		75.32	13:17:36.924
6 -	1:17.620	19.886	56.02	13:18:54.544
7 -	1:34.784	37.050	45.87	13:20:29.328
8 -	1:35.296	37.562	45.63	13:22:04.624

BRSCC Fiesta Junior Championship

RACE 14 - LAP ANALYSIS

DIFF = Difference To Personal Best Lap

P12 194 Jack BURGESS				
LAP	LAP TIME	DIFF	MPH	TIME OF DAY
1 -	1:11.716	13.352	60.63	13:13:44.215
2 -	59.085	0.721	73.59	13:14:43.300
3 -	58.561 (2)	0.197	74.25	13:15:41.861
4 -	58.364 (1)		74.50	13:16:40.225
5 -	58.958 (3)	0.594	73.75	13:17:39.183
6 -	1:16.220	17.856	57.05	13:18:55.403
7 -	1:34.491	36.127	46.02	13:20:29.894
8 -	1:35.708	37.344	45.43	13:22:05.602

P13 33 Aaron BEATTIE				
LAP	LAP TIME	DIFF	MPH	TIME OF DAY
1 -	1:11.051	12.560	61.20	13:13:43.550
2 -	58.851 (2)	0.360	73.89	13:14:42.401
3 -	59.061 (3)	0.570	73.62	13:15:41.462
4 -	58.491 (1)		74.34	13:16:39.953
5 -	1:00.350	1.859	72.05	13:17:40.303
6 -	1:15.790	17.299	57.37	13:18:56.093
7 -	1:34.663	36.172	45.93	13:20:30.756
8 -	1:35.725	37.234	45.42	13:22:06.481

P14 87 Archie DAVIES				
LAP	LAP TIME	DIFF	MPH	TIME OF DAY
1 -	1:14.731	16.413	58.18	13:13:47.230
2 -	59.457 (3)	1.139	73.13	13:14:46.687
3 -	58.318 (1)		74.56	13:15:45.005
4 -	59.745	1.427	72.78	13:16:44.750
5 -	58.320 (2)	0.002	74.56	13:17:43.070
6 -	1:13.623	15.305	59.06	13:18:56.693
7 -	1:34.702	36.384	45.91	13:20:31.395
8 -	1:35.762	37.444	45.41	13:22:07.157

P15 16 Hayden GRAY				
LAP	LAP TIME	DIFF	MPH	TIME OF DAY
1 -	1:13.032	13.955	59.54	13:13:45.531
2 -	59.599 (3)	0.522	72.96	13:14:45.130
3 -	59.101 (2)	0.024	73.57	13:15:44.231
4 -	1:00.675	1.598	71.67	13:16:44.906
5 -	59.077 (1)		73.60	13:17:43.983
6 -	1:13.761	14.684	58.95	13:18:57.744
7 -	1:34.527	35.450	46.00	13:20:32.271
8 -	1:35.818	36.741	45.38	13:22:08.089

P16 69 Harry LINDLEY				
LAP	LAP TIME	DIFF	MPH	TIME OF DAY
1 -	1:13.979	14.915	58.78	13:13:46.478
2 -	59.064 (1)		73.62	13:14:45.542
3 -	59.247 (3)	0.183	73.39	13:15:44.789
4 -	1:00.639	1.575	71.71	13:16:45.428
5 -	59.132 (2)	0.068	73.54	13:17:44.560
6 -	1:13.711	14.647	58.99	13:18:58.271
7 -	1:34.438	35.374	46.04	13:20:32.709
8 -	1:35.885	36.821	45.35	13:22:08.594

P17 144 George FOXLOW				
LAP	LAP TIME	DIFF	MPH	TIME OF DAY
1 -	1:17.147	18.519	56.36	13:13:49.646
2 -	59.410	0.782	73.19	13:14:49.056
3 -	59.213 (3)	0.585	73.44	13:15:48.269

DIFF = Difference To Personal Best Lap

4 -	58.628 (1)		74.17	13:16:46.897
5 -	58.752 (2)	0.124	74.01	13:17:45.649
6 -	1:13.411	14.783	59.23	13:18:59.060
7 -	1:34.127	35.499	46.19	13:20:33.187
8 -	1:36.545	37.917	45.04	13:22:09.732

P18 24 Michael WHEELER				
LAP	LAP TIME	DIFF	MPH	TIME OF DAY
1 -	1:14.584	14.325	58.30	13:13:47.083
2 -	1:01.038	0.779	71.24	13:14:48.121
3 -	1:00.562 (2)	0.303	71.80	13:15:48.683
4 -	1:00.259 (1)		72.16	13:16:48.942
5 -	1:01.015 (3)	0.756	71.27	13:17:49.957
6 -	1:09.964	9.705	62.15	13:18:59.921
7 -	1:33.911	33.652	46.30	13:20:33.832
8 -	1:36.457	36.198	45.08	13:22:10.289

P19 14 Atalanta Le BRETON				
LAP	LAP TIME	DIFF	MPH	TIME OF DAY
1 -	1:18.390	16.202	55.47	13:13:50.889
2 -	1:02.188 (1)		69.92	13:14:53.077
3 -	1:02.965 (3)	0.777	69.06	13:15:56.042
4 -	1:02.896 (2)	0.708	69.13	13:16:58.938
5 -	1:04.824	2.636	67.08	13:18:03.762
6 -	1:04.312	2.124	67.61	13:19:08.074
7 -	1:29.539	27.351	48.56	13:20:37.613
8 -	1:34.386	32.198	46.07	13:22:11.999

P20 188 Maggie WEBSTER				
LAP	LAP TIME	DIFF	MPH	TIME OF DAY
1 -	1:12.312	13.928	60.13	13:13:44.811
2 -	58.925 (3)	0.541	73.79	13:14:43.736
3 -	58.571 (2)	0.187	74.24	13:15:42.307
4 -	58.384 (1)		74.48	13:16:40.691

BRSCC Fiesta Junior Championship

RACE 14 - STATISTICS

Competitors Started 20
Planned Start 2024-04-14 @ 13:08:00.000
Actual Start 2024-04-14 @ 13:12:32.498
Finish Time 2024-04-14 @ 13:21:55.796
Track Length 1.2079mi.
Total Laps 156
Total Distance Covered 188.4395mi.

Session Fastest Lap History

NO	CL	NAME	LAP TIME	TIME OF DAY	LAP	VEHICLE
272	MK6 RC	Jenson O'NEILL-GOING	1:04.191	13:13:36.704	1	Fiesta ST (Mk6)
272	MK6 RC	Jenson O'NEILL-GOING	57.509	13:14:34.213	2	Fiesta ST (Mk6)
272	MK6 RC	Jenson O'NEILL-GOING	57.455	13:15:31.668	3	Fiesta ST (Mk6)
88	MK7 RC	Alfie GARFORD	57.413	13:17:31.664	5	Fiesta Zetec S (Mk7)

Session Leader History

NO	CL	NAME	FROM LAP	LAPS LED	DISTANCE	VEHICLE
272	MK6 RC	Jenson O'NEILL-GOING	1	8	9.66 miles	Fiesta ST (Mk6)

Flag History

TYPE	TIME OF DAY
GREEN	13:12:32.498
SAFETY	13:17:52.596
FINISH	13:21:55.796

Flag Statistics

TYPE	COUNT	TOTAL LAPS	TOTAL TIME
Green	1	5	5:20.097
Red	0	0	0.000
Safety Car	1	2	4:03.200
FCY	0	0	0.000

BRSCC Fiesta Junior Championship

RACE 14 - STATISTICS

CLASS : MK7

5 Starters

Fastest Lap History

NO	NAME	LAP TIME	TIME OF DAY	LAP	VEHICLE
94	Jacob HODGKISS	1:04.581	13:13:37.103	1	Fiesta Zetec S (Mk7)
94	Jacob HODGKISS	57.668	13:14:34.768	2	Fiesta Zetec S (Mk7)
94	Jacob HODGKISS	57.666	13:16:30.112	4	Fiesta Zetec S (Mk7)

Leader History

NO	NAME	FROM LAP	LAPS LED	DISTANCE	VEHICLE
94	Jacob HODGKISS	1	8	9.66 miles	Fiesta Zetec S (Mk7)

BRSCC Fiesta Junior Championship

RACE 14 - STATISTICS

CLASS : MK6 RC

4 Starters

Fastest Lap History

NO	NAME	LAP TIME	TIME OF DAY	LAP	VEHICLE
272	Jenson O'NEILL-GOING	1:04.191	13:13:36.704	1	Fiesta ST (Mk6)
272	Jenson O'NEILL-GOING	57.509	13:14:34.213	2	Fiesta ST (Mk6)
272	Jenson O'NEILL-GOING	57.455	13:15:31.668	3	Fiesta ST (Mk6)

Leader History

NO	NAME	FROM LAP	LAPS LED	DISTANCE	VEHICLE
272	Jenson O'NEILL-GOING	1	8	9.66 miles	Fiesta ST (Mk6)

BRSCC Fiesta Junior Championship

RACE 14 - STATISTICS

CLASS : MK7 RC

11 Starters

Fastest Lap History

NO	NAME	LAP TIME	TIME OF DAY	LAP	VEHICLE
26	Finn LESLIE	1:05.255	13:13:37.767	1	Fiesta Zetec S (Mk7)
26	Finn LESLIE	57.669	13:14:35.435	2	Fiesta Zetec S (Mk7)
26	Finn LESLIE	57.460	13:15:32.897	3	Fiesta Zetec S (Mk7)
88	Alfie GARFORD	57.413	13:17:31.664	5	Fiesta Zetec S (Mk7)

Leader History

NO	NAME	FROM LAP	LAPS LED	DISTANCE	VEHICLE
26	Finn LESLIE	1	8	9.66 miles	Fiesta Zetec S (Mk7)

BRSCC Fiesta Junior Championship

RACE 20 - GRID (15 minutes)

ROW 22	22	43 Daniella SUTTON
ROW 21	21	21 Tommy HARFIELD
ROW 20	20	188 Maggie WEBSTER
ROW 19	19	14 Atalanta Le BRETON
ROW 18	18	24 Michael WHEELER
ROW 17	17	144 George FOXLOW
ROW 16	16	69 Harry LINDLEY
ROW 15	15	16 Hayden GRAY
ROW 14	14	87 Archie DAVIES
ROW 13	13	33 Aaron BEATTIE
ROW 12	12	194 Jack BURGESS
ROW 11	11	28 Benjamin DOUGHTY
ROW 10	10	29 Joshua WATTS
ROW 9	9	138 Henry FOOTE
ROW 8	8	315 Billy BLOCKLEY
ROW 7	7	169 Callie CLIFFORD
ROW 6	6	88 Alfie GARFORD
ROW 5	5	12 Thomas MERRITT
ROW 4	4	85 Jenson MASON
ROW 3	3	26 Finn LESLIE
ROW 2	2	94 Jacob HODGKISS
ROW 1	1	272 Jenson O'NEILL-GOING Pole



These results are provisional until the conclusion of any judicial and technical matters.

Brands Hatch Indy: 1.2079 miles

Clerk Of Course: Paul Levitt	Stewards:	Timekeeper: Peter Knight	
------------------------------	-----------	--------------------------	--

Results can be found at www.tsl-timing.com

Printed - 14:22 Sunday, 14 April 2024

BRSCC Fiesta Junior Championship
RACE 20 - CLASSIFICATION

Race Distance: 16 Laps / 19.32 miles

POS	NO	CL	PIC	NAME	ENTRY	LAPS	TIME	GAP	DIFF	MPH	BEST	ON	GRD	↑↓
1	26	MK7 RC	1	Finn LESLIE	Fiesta Zetec S (Mk7)	16	15:30.985			74.73	57.441	6	3	2
2	94	MK7	1	Jacob HODGKISS	Fiesta Zetec S (Mk7)	16	15:33.448	2.463	2.463	74.53	57.468	6	2	0
3	88	MK7 RC	2	Alfie GARFORD	Fiesta Zetec S (Mk7)	16	15:33.635	2.650	0.187	74.52	57.483	11	6	3
4	85	MK7	2	Jenson MASON	Fiesta Zetec S (Mk7)	16	15:34.115	3.130	0.480	74.48	57.478	2	4	0
5	12	MK7 RC	3	Thomas MERRITT	Fiesta Zetec S (Mk7)	16	15:34.824	3.839	0.709	74.42	57.394	6	5	0
6	29	MK7 RC	4	Joshua WATTS	Fiesta Zetec S (Mk7)	16	15:41.755	10.770	6.931	73.88	57.711	3	10	4
7	21	MK7 RC	5	Tommy HARFIELD	Fiesta Zetec S (Mk7)	16	15:42.458	11.473	0.703	73.82	57.437	14	21	14
8	272	MK6 RC	1	Jenson O'NEILL-GOING	Fiesta ST (Mk6)	16	15:43.579	12.594	1.121	73.73	57.278	2	1	-7
9	87	MK7 RC	6	Archie DAVIES	Fiesta Zetec S (Mk7)	16	15:46.469	15.484	2.890	73.51	57.614	12	14	5
10	315*	MK7	3	Billy BLOCKLEY	Fiesta Zetec S (Mk7)	16	15:48.820	17.835	2.351	73.33	57.800	8	8	-2
11	144	MK7	4	George FOXLOW	Fiesta Zetec S (Mk7)	16	15:50.899	19.914	2.079	73.17	57.669	10	17	6
12	138	MK7 RC	7	Henry FOOTE	Fiesta Zetec S (Mk7)	16	15:51.776	20.791	0.877	73.10	57.885	9	9	-3
13	194	MK7 RC	8	Jack BURGESS	Fiesta Zetec S (Mk7)	16	15:53.112	22.127	1.336	73.00	58.098	13	12	-1
14	33	MK7 RC	9	Aaron BEATTIE	Fiesta Zetec S (Mk7)	16	15:57.297	26.312	4.185	72.68	58.666	9	13	-1
15	28	MK7	5	Benjamin DOUGHTY	Fiesta Zetec S (Mk7)	16	15:58.683	27.698	1.386	72.57	57.878	11	11	-4
16	16	MK7 RC	10	Hayden GRAY	Fiesta Zetec S (Mk7)	16	16:04.433	33.448	5.750	72.14	58.501	7	15	-1
17	24	MK6 RC	2	Michael WHEELER	Fiesta ST (Mk6)	16	16:25.588	54.603	21.155	70.59	59.936	14	18	1
18	14	MK7 RC	11	Atalanta Le BRETON	Fiesta Zetec S (Mk7)	14	15:38.963	2 Laps	2 Laps	64.83	1:03.817	6	19	1

NOT CLASSIFIED

DNF	69	MK7 RC		Harry LINDLEY	Fiesta Zetec S (Mk7)	15	15:05.828	1 Lap	0.000	72.01	58.571	7	16	
NC	188	MK6 RC		Maggie WEBSTER	Fiesta ST (Mk6)	10	16:10.655	6 Laps	5 Laps	44.80	58.430	4	20	
DNF	169	MK6 RC		Callie CLIFFORD	Fiesta ST (Mk6)	1	1:09.138	15 Laps	9 Laps	62.89	1:09.138	1	7	

FASTEST LAP

272	MK6 RC	Jenson O'NEILL-GOING	Fiesta ST (Mk6)	2	57.278	75.92 mph	122.18 kph
12	MK7 RC	Thomas MERRITT	Fiesta Zetec S (Mk7)	6	57.394	75.76 mph	121.93 kph
94	MK7	Jacob HODGKISS	Fiesta Zetec S (Mk7)	6	57.468	75.67 mph	121.77 kph

Comments:

*Car No 315 - 5 second penalty - Exceeding Track Limits.

Weather / Track : Bright / Dry

These results are provisional until the conclusion of any judicial and technical matters.

Date: 14/04/2024 Start: 16:49 Finish: 17:05

Brands Hatch Indy: 1.2079 miles

Clerk Of Course: Paul Levitt

Stewards:

Timekeeper: Peter Knight


 Results can be found at www.tsl-timing.com

Printed - 17:10 Sunday, 14 April 2024

BRSCC Fiesta Junior Championship

RACE 20 - CLASSIFICATION - AMENDED

Race Distance: 16 Laps / 19.32 miles

POS	NO	CL	PIC	NAME	ENTRY	LAPS	TIME	GAP	DIFF	MPH	BEST	ON	GRD	↑↓
1	26	MK7 RC	1	Finn LESLIE	Fiesta Zetec S (Mk7)	16	15:30.985			74.73	57.441	6	3	2
2	94	MK7	1	Jacob HODGKISS	Fiesta Zetec S (Mk7)	16	15:33.448	2.463	2.463	74.53	57.468	6	2	0
3	88	MK7 RC	2	Alfie GARFORD	Fiesta Zetec S (Mk7)	16	15:33.635	2.650	0.187	74.52	57.483	11	6	3
4	85	MK7	2	Jenson MASON	Fiesta Zetec S (Mk7)	16	15:34.115	3.130	0.480	74.48	57.478	2	4	0
5	12	MK7 RC	3	Thomas MERRITT	Fiesta Zetec S (Mk7)	16	15:34.824	3.839	0.709	74.42	57.394	6	5	0
6	29	MK7 RC	4	Joshua WATTS	Fiesta Zetec S (Mk7)	16	15:41.755	10.770	6.931	73.88	57.711	3	10	4
7	21	MK7 RC	5	Tommy HARFIELD	Fiesta Zetec S (Mk7)	16	15:42.458	11.473	0.703	73.82	57.437	14	21	14
8	87	MK7 RC	6	Archie DAVIES	Fiesta Zetec S (Mk7)	16	15:46.469	15.484	4.011	73.51	57.614	12	14	6
9	272*	MK6 RC	1	Jenson O'NEILL-GOING	Fiesta ST (Mk6)	16	15:48.579	17.594	2.110	73.34	57.278	2	1	-8
10	315*	MK7	3	Billy BLOCKLEY	Fiesta Zetec S (Mk7)	16	15:48.820	17.835	0.241	73.33	57.800	8	8	-2
11	144	MK7	4	George FOXLOW	Fiesta Zetec S (Mk7)	16	15:50.899	19.914	2.079	73.17	57.669	10	17	6
12	138	MK7 RC	7	Henry FOOTE	Fiesta Zetec S (Mk7)	16	15:51.776	20.791	0.877	73.10	57.885	9	9	-3
13	194	MK7 RC	8	Jack BURGESS	Fiesta Zetec S (Mk7)	16	15:53.112	22.127	1.336	73.00	58.098	13	12	-1
14	33	MK7 RC	9	Aaron BEATTIE	Fiesta Zetec S (Mk7)	16	15:57.297	26.312	4.185	72.68	58.666	9	13	-1
15	28	MK7	5	Benjamin DOUGHTY	Fiesta Zetec S (Mk7)	16	15:58.683	27.698	1.386	72.57	57.878	11	11	-4
16	16	MK7 RC	10	Hayden GRAY	Fiesta Zetec S (Mk7)	16	16:04.433	33.448	5.750	72.14	58.501	7	15	-1
17	24	MK6 RC	2	Michael WHEELER	Fiesta ST (Mk6)	16	16:25.588	54.603	21.155	70.59	59.936	14	18	1
18	14	MK7 RC	11	Atalanta Le BRETON	Fiesta Zetec S (Mk7)	14	15:38.963	2 Laps	2 Laps	64.83	1:03.817	6	19	1

NOT CLASSIFIED

DNF	69	MK7 RC		Harry LINDLEY	Fiesta Zetec S (Mk7)	15	15:05.828	1 Lap	0.000	72.01	58.571	7	16	
NC	188	MK6 RC		Maggie WEBSTER	Fiesta ST (Mk6)	10	16:10.655	6 Laps	5 Laps	44.80	58.430	4	20	
DNF	169	MK6 RC		Callie CLIFFORD	Fiesta ST (Mk6)	1	1:09.138	15 Laps	9 Laps	62.89	1:09.138	1	7	

FASTEST LAP

272	MK6 RC	Jenson O'NEILL-GOING	Fiesta ST (Mk6)	2	57.278	75.92 mph	122.18 kph
12	MK7 RC	Thomas MERRITT	Fiesta Zetec S (Mk7)	6	57.394	75.76 mph	121.93 kph
94	MK7	Jacob HODGKISS	Fiesta Zetec S (Mk7)	6	57.468	75.67 mph	121.77 kph

Comments:

*Car No 272 & 315 - 5 second penalty - Exceeding Track Limits.

Weather / Track : Bright / Dry

These results are provisional until the conclusion of any judicial and technical matters.

Date: 14/04/2024 Start: 16:49 Finish: 17:05

Brands Hatch Indy: 1.2079 miles

Clerk Of Course: Paul Levitt

Stewards:

Timekeeper: Peter Knight



Results can be found at www.tsl-timing.com

Printed - 17:24 Sunday, 14 April 2024

BRSCC Fiesta Junior Championship

RACE 20 - LAP CHART

LAP 1 @ 16:51:01.871			LAP 2 @ 16:51:59.149			LAP 3 @ 16:52:56.630			LAP 4 @ 16:53:54.012			LAP 5 @ 16:54:53.203		
NO	BEHIND	LAP TIME	NO	BEHIND	LAP TIME	NO	BEHIND	LAP TIME	NO	BEHIND	LAP TIME	NO	BEHIND	LAP TIME
272		1:04.813	272		57.278	272		57.481	272		57.382	26		57.734
94	0.311	1:05.124	94	0.557	57.524	26	1.156	57.841	26	1.457	57.683	94	0.262	57.622
26	0.628	1:05.441	26	0.796	57.446	94	1.199	58.123	94	1.831	58.014	85	0.537	57.753
85	1.176	1:05.989	85	1.376	57.478	85	1.490	57.595	85	1.975	57.867	12	1.945	58.390
12	1.868	1:06.681	12	2.223	57.633	12	2.240	57.498	12	2.746	57.888	88	2.253	58.108
88	2.351	1:07.164	88	2.800	57.727	88	3.106	57.787	88	3.336	57.612	272	3.853	1:03.044
29	2.590	1:07.403	29	3.264	57.952	29	3.494	57.711	29	3.828	57.716	29	4.195	59.558
28	4.003	1:08.816	28	4.837	58.112	28	5.565	58.209	315	9.090	58.671	315	8.509	58.610
169	4.325	1:09.138	315	6.743	59.232	315	7.801	58.539	194	10.909	58.893	21	11.253	58.552
315	4.789	1:09.602	194	7.831	59.179	194	9.398	59.048	138	11.080	58.906	194	11.831	1:00.113
194	5.930	1:10.743	138	8.126	59.292	138	9.556	58.911	33	11.741	58.920	138	11.864	59.975
138	6.112	1:10.925	33	8.565	59.385	33	10.203	59.119	21	11.892	58.005	33	12.254	59.704
33	6.458	1:11.271	87	8.957	59.636	87	10.389	58.913	87	12.113	59.106	87	12.412	59.490
87	6.599	1:11.412	69	9.791	1:00.111	21	11.269	58.723	69	13.569	59.244	69	13.780	59.402
69	6.958	1:11.771	21	10.027	59.455	69	11.707	59.397	188	13.845	58.430	144	13.971	58.450
144	7.475	1:12.288	188	10.827	59.626	188	12.797	59.451	144	14.712	59.126	16	15.480	59.152
21	7.850	1:12.663	144	11.025	1:00.828	144	12.968	59.424	16	15.519	58.998	28	19.933	1:00.525
188	8.479	1:13.292	16	12.020	1:00.221	16	13.903	59.364	28	18.599	1:10.416	24	22.375	1:02.223
16	9.077	1:13.890	24	13.011	1:00.776	24	15.922	1:00.392	24	19.343	1:00.803	14	47.578	1:04.605
24	9.513	1:14.326	14	25.765	1:05.726	14	35.194	1:06.910	14	42.164	1:04.352			
14	17.317	1:22.130												

BRSCC Fiesta Junior Championship

RACE 20 - LAP CHART

LAP 6 @ 16:55:50.644			LAP 7 @ 16:56:48.092			LAP 8 @ 16:57:46.191			LAP 9 @ 16:58:43.831			LAP 10 @ 16:59:41.462		
NO	BEHIND	LAP TIME	NO	BEHIND	LAP TIME	NO	BEHIND	LAP TIME	NO	BEHIND	LAP TIME	NO	BEHIND	LAP TIME
26		57.441	26		57.448	26		58.099	26		57.640	26		57.631
94	0.289	57.468	94	0.516	57.675	94	0.253	57.836	94	0.372	57.759	94	0.729	57.988
85	0.660	57.564	85	0.865	57.653	85	0.440	57.674	85	0.673	57.873	85	0.928	57.886
12	1.898	57.394	12	1.961	57.511	88	1.970	57.598	88	1.838	57.508	88	1.940	57.733
88	2.409	57.597	88	2.471	57.510	12	2.376	58.514	12	2.344	57.608	12	2.449	57.736
272	4.450	58.038	29	5.276	57.981	272	5.519	58.180	272	6.008	58.129	29	7.181	58.580
29	4.743	57.989	272	5.438	58.436	29	5.716	58.539	29	6.232	58.156	272	7.492	59.115
315	9.071	58.003	315	9.593	57.970	14	1 Lap	1:07.481	315	10.069	58.415	315	10.553	58.115
21	11.671	57.859	21	11.986	57.763	315	9.294	57.800	21	11.346	57.635	21	11.263	57.548
194	12.641	58.251	194	13.342	58.149	21	11.351	57.464	87	14.844	58.201	87	15.061	57.848
138	12.984	58.561	138	14.119	58.583	194	13.630	58.387	194	14.997	59.007	194	15.713	58.347
33	13.757	58.944	87	14.281	57.774	87	14.283	58.101	138	15.418	57.885	144	15.916	57.669
87	13.955	58.984	33	15.304	58.995	138	15.173	59.153	144	15.878	57.904	138	16.530	58.743
144	14.867	58.337	144	15.448	58.029	144	15.614	58.265	33	17.416	58.666	33	18.618	58.833
69	15.795	59.456	69	16.918	58.571	33	16.390	59.185	14	1 Lap	1:09.588	69	21.057	59.835
16	16.810	58.771	16	17.863	58.501	69	17.662	58.843	69	18.853	58.831	16	21.537	59.550
28	20.807	58.315	28	21.489	58.130	16	18.424	58.660	16	19.618	58.834	28	23.565	58.867
24	25.582	1:00.648	24	28.767	1:00.633	28	21.874	58.484	28	22.329	58.095	14	1 Lap	1:05.331
14	53.954	1:03.817				24	32.104	1:01.436	24	35.543	1:01.079	24	38.880	1:00.968

BRSCC Fiesta Junior Championship

RACE 20 - LAP CHART

LAP 11 @ 17:00:39.092			LAP 12 @ 17:01:36.781			LAP 13 @ 17:02:34.481			LAP 14 @ 17:03:32.367			LAP 15 @ 17:04:30.129		
NO	BEHIND	LAP TIME	NO	BEHIND	LAP TIME	NO	BEHIND	LAP TIME	NO	BEHIND	LAP TIME	NO	BEHIND	LAP TIME
26		57.630	26		57.689	26		57.700	26		57.886	26		57.762
94	0.973	57.874	94	1.257	57.973	94	1.482	57.925	94	1.523	57.927	94	2.035	58.274
85	1.181	57.883	88	2.213	58.109	88	2.038	57.525	88	1.713	57.561	88	2.476	58.525
88	1.793	57.483	85	2.534	59.042	85	2.739	57.905	85	2.751	57.898	85	3.171	58.182
12	3.333	58.514	12	3.320	57.676	12	3.201	57.581	12	2.971	57.656	12	3.615	58.406
29	8.543	58.992	29	9.308	58.454	29	10.068	58.460	29	10.320	58.138	29	10.545	57.987
272	8.801	58.939	272	9.686	58.574	272	10.510	58.524	272	10.837	58.213	21	11.641	58.194
315	11.007	58.084	21	11.598	57.956	21	11.658	57.760	21	11.209	57.437	272	11.975	58.900
21	11.331	57.698	315	11.643	58.325	315	12.153	58.210	315	12.224	57.957	315	12.681	58.219
87	15.298	57.867	87	15.223	57.614	87	15.356	57.833	87	15.381	57.911	87	15.638	58.019
144	16.510	58.224	144	16.547	57.726	144	16.646	57.799	144	16.522	57.762	144	16.687	57.927
194	17.140	59.057	194	17.626	58.175	194	18.024	58.098	194	18.544	58.406	194	19.273	58.491
138	17.556	58.656	138	18.103	58.236	138	18.703	58.300	138	19.051	58.234	138	19.474	58.185
33	20.013	59.025	33	21.141	58.817	33	22.573	59.132	33	23.953	59.266	33	25.250	59.059
69	22.684	59.257	69	24.981	59.986	28	26.545	59.134	28	26.946	58.287	28	27.493	58.309
16	22.884	58.977	28	25.111	58.987	69	27.564	1:00.283	69	29.200	59.522	16	32.413	1:00.825
28	23.813	57.878	16	25.606	1:00.411	16	28.056	1:00.150	16	29.350	59.180	69	32.757	1:01.319
188	6 Laps	7:01.470 P	188	6 Laps	1:03.605	188	6 Laps	58.782	188	6 Laps	58.986	188	6 Laps	58.451
14	1 Lap	1:05.291	14	1 Lap	1:05.553	24	47.857	1:00.502	24	49.907	59.936	24	52.162	1:00.017
24	42.049	1:00.799	24	45.055	1:00.695	14	1 Lap	1:04.833	14	1 Lap	1:04.636			

BRSCC Fiesta Junior Championship

RACE 20 - LAP CHART

LAP 16 @ 17:05:28.043

NO	BEHIND	LAP TIME
26		57.914
94	2.463	58.342
88	2.650	58.088
85	3.130	57.873
12	3.839	58.138
14	2 Laps	1:08.710
29	10.770	58.139
21	11.473	57.746
272	12.594	58.533
315	12.835	58.068
87	15.484	57.760
144	19.914	1:01.141
138	20.791	59.231
194	22.127	1:00.768
33	26.312	58.976
28	27.698	58.119
16	33.448	58.949
188	6 Laps	58.562
24	54.603	1:00.355

BRSCC Fiesta Junior Championship

RACE 20 - POSITION CHART

No	Name	Lap																
		Pos	1	2	3	4	5	6	7	8	9	10	11	12	13	14	15	16
272	O'NEILL-GOING	1	272	272	272	272	26	26	26	26	26	26	26	26	26	26	26	26
94	HODGKISS	2	94	94	26	26	94	94	94	94	94	94	94	94	94	94	94	94
26	LESLIE	3	26	26	94	94	85	85	85	85	85	85	85	88	88	88	88	88
85	MASON	4	85	85	85	85	12	12	12	88	88	88	88	85	85	85	85	85
12	MERRITT	5	12	12	12	12	88	88	88	12	12	12	12	12	12	12	12	12
88	GARFORD	6	88	88	88	88	272	272	29	272	272	29	29	29	29	29	29	29
169	CLIFFORD	7	29	29	29	29	29	29	272	29	29	272	272	272	272	272	21	21
315	BLOCKLEY	8	28	28	28	315	315	315	315	315	315	315	315	21	21	21	272	272
138	FOOTE	9	169	315	315	194	21	21	21	21	21	21	21	315	315	315	315	315
29	WATTS	10	315	194	194	138	194	194	194	194	87	87	87	87	87	87	87	87
28	DOUGHTY	11	194	138	138	33	138	138	138	87	194	194	144	144	144	144	144	144
194	BURGESS	12	138	33	33	21	33	33	87	138	138	144	194	194	194	194	194	138
33	BEATTIE	13	33	87	87	87	87	87	33	144	144	138	138	138	138	138	138	194
87	DAVIES	14	87	69	21	69	69	144	144	33	33	33	33	33	33	33	33	33
16	GRAY	15	69	21	69	188	144	69	69	69	69	69	69	69	28	28	28	28
69	LINDLEY	16	144	188	188	144	16	16	16	16	16	16	16	28	69	69	16	16
144	FOXLOW	17	21	144	144	16	28	28	28	28	28	28	28	16	16	16	69	24
24	WHEELER	18	188	16	16	28	24	24	24	24	24	24	24	24	24	24	24	24
14	BRETON	19	16	24	24	24	14	14	14	14	14	14	14	14	14	14	14	14
188	WEBSTER	20	24	14	14	14	188	188	188	188	188	188						
21	HARFIELD	21	14															

BRSCC Fiesta Junior Championship

RACE 20 - LAP ANALYSIS

DIFF = Difference To Personal Best Lap

P1 26 Finn LESLIE				
LAP	LAP TIME	DIFF	MPH	TIME OF DAY
1 -	1:05.441	8.000	66.45	16:51:02.499
2 -	57.446 (2)	0.005	75.69	16:51:59.945
3 -	57.841	0.400	75.18	16:52:57.786
4 -	57.683	0.242	75.38	16:53:55.469
5 -	57.734	0.293	75.32	16:54:53.203
6 -	57.441 (1)		75.70	16:55:50.644
7 -	57.448 (3)	0.007	75.69	16:56:48.092
8 -	58.099	0.658	74.84	16:57:46.191
9 -	57.640	0.199	75.44	16:58:43.831
10 -	57.631	0.190	75.45	16:59:41.462
11 -	57.630	0.189	75.45	17:00:39.092
12 -	57.689	0.248	75.38	17:01:36.781
13 -	57.700	0.259	75.36	17:02:34.481
14 -	57.886	0.445	75.12	17:03:32.367
15 -	57.762	0.321	75.28	17:04:30.129
16 -	57.914	0.473	75.08	17:05:28.043

P2 94 Jacob HODGKISS				
LAP	LAP TIME	DIFF	MPH	TIME OF DAY
1 -	1:05.124	7.656	66.77	16:51:02.182
2 -	57.524 (2)	0.056	75.59	16:51:59.706
3 -	58.123	0.655	74.81	16:52:57.829
4 -	58.014	0.546	74.95	16:53:55.843
5 -	57.622 (3)	0.154	75.46	16:54:53.465
6 -	57.468 (1)		75.67	16:55:50.933
7 -	57.675	0.207	75.39	16:56:48.608
8 -	57.836	0.368	75.18	16:57:46.444
9 -	57.759	0.291	75.28	16:58:44.203
10 -	57.988	0.520	74.99	16:59:42.191
11 -	57.874	0.406	75.13	17:00:40.065
12 -	57.973	0.505	75.01	17:01:38.038
13 -	57.925	0.457	75.07	17:02:35.963
14 -	57.927	0.459	75.07	17:03:33.890
15 -	58.274	0.806	74.62	17:04:32.164
16 -	58.342	0.874	74.53	17:05:30.506

P3 88 Alfie GARFORD				
LAP	LAP TIME	DIFF	MPH	TIME OF DAY
1 -	1:07.164	9.681	64.74	16:51:04.222
2 -	57.727	0.244	75.33	16:52:01.949
3 -	57.787	0.304	75.25	16:52:59.736
4 -	57.612	0.129	75.48	16:53:57.348
5 -	58.108	0.625	74.83	16:54:55.456
6 -	57.597	0.114	75.50	16:55:53.053
7 -	57.510 (3)	0.027	75.61	16:56:50.563
8 -	57.598	0.115	75.49	16:57:48.161
9 -	57.508 (2)	0.025	75.61	16:58:45.669
10 -	57.733	0.250	75.32	16:59:43.402
11 -	57.483 (1)		75.65	17:00:40.885
12 -	58.109	0.626	74.83	17:01:38.994
13 -	57.525	0.042	75.59	17:02:36.519
14 -	57.561	0.078	75.54	17:03:34.080
15 -	58.525	1.042	74.30	17:04:32.605
16 -	58.088	0.605	74.86	17:05:30.693

P4 85 Jenson MASON				
LAP	LAP TIME	DIFF	MPH	TIME OF DAY
1 -	1:05.989	8.511	65.89	16:51:03.047
2 -	57.478 (1)		75.65	16:52:00.525
3 -	57.595 (3)	0.117	75.50	16:52:58.120

DIFF = Difference To Personal Best Lap

4 -	57.867	0.389	75.14	16:53:55.987
5 -	57.753	0.275	75.29	16:54:53.740
6 -	57.564 (2)	0.086	75.54	16:55:51.304
7 -	57.653	0.175	75.42	16:56:48.957
8 -	57.674	0.196	75.39	16:57:46.631
9 -	57.873	0.395	75.14	16:58:44.504
10 -	57.886	0.408	75.12	16:59:42.390
11 -	57.883	0.405	75.12	17:00:40.273
12 -	59.042	1.564	73.65	17:01:39.315
13 -	57.905	0.427	75.09	17:02:37.220
14 -	57.898	0.420	75.10	17:03:35.118
15 -	58.182	0.704	74.74	17:04:33.300
16 -	57.873	0.395	75.14	17:05:31.173

P5 12 Thomas MERRITT				
LAP	LAP TIME	DIFF	MPH	TIME OF DAY
1 -	1:06.681	9.287	65.21	16:51:03.739
2 -	57.633	0.239	75.45	16:52:01.372
3 -	57.498 (2)	0.104	75.63	16:52:58.870
4 -	57.888	0.494	75.12	16:53:56.758
5 -	58.390	0.996	74.47	16:54:55.148
6 -	57.394 (1)		75.76	16:55:52.542
7 -	57.511 (3)	0.117	75.61	16:56:50.053
8 -	58.514	1.120	74.31	16:57:48.567
9 -	57.608	0.214	75.48	16:58:46.175
10 -	57.736	0.342	75.31	16:59:43.911
11 -	58.514	1.120	74.31	17:00:42.425
12 -	57.676	0.282	75.39	17:01:40.101
13 -	57.581	0.187	75.52	17:02:37.682
14 -	57.656	0.262	75.42	17:03:35.338
15 -	58.406	1.012	74.45	17:04:33.744
16 -	58.138	0.744	74.79	17:05:31.882

P6 29 Joshua WATTS				
LAP	LAP TIME	DIFF	MPH	TIME OF DAY
1 -	1:07.403	9.692	64.51	16:51:04.461
2 -	57.952 (3)	0.241	75.03	16:52:02.413
3 -	57.711 (1)		75.35	16:53:00.124
4 -	57.716 (2)	0.005	75.34	16:53:57.840
5 -	59.558	1.847	73.01	16:54:57.398
6 -	57.989	0.278	74.99	16:55:55.387
7 -	57.981	0.270	75.00	16:56:53.368
8 -	58.539	0.828	74.28	16:57:51.907
9 -	58.156	0.445	74.77	16:58:50.063
10 -	58.580	0.869	74.23	16:59:48.643
11 -	58.992	1.281	73.71	17:00:47.635
12 -	58.454	0.743	74.39	17:01:46.089
13 -	58.460	0.749	74.38	17:02:44.549
14 -	58.138	0.427	74.79	17:03:42.687
15 -	57.987	0.276	74.99	17:04:40.674
16 -	58.139	0.428	74.79	17:05:38.813

P7 21 Tommy HARFIELD				
LAP	LAP TIME	DIFF	MPH	TIME OF DAY
1 -	1:12.663	15.226	59.84	16:51:09.721
2 -	59.455	2.018	73.14	16:52:09.176
3 -	58.723	1.286	74.05	16:53:07.899
4 -	58.005	0.568	74.96	16:54:05.904
5 -	58.552	1.115	74.26	16:55:04.456
6 -	57.859	0.422	75.15	16:56:02.315
7 -	57.763	0.326	75.28	16:57:00.078
8 -	57.464 (2)	0.027	75.67	16:57:57.542
9 -	57.635	0.198	75.45	16:58:55.177

BRSCC Fiesta Junior Championship

RACE 20 - LAP ANALYSIS

DIFF = Difference To Personal Best Lap

10 -	57.548 (3)	0.111	75.56	16:59:52.725
11 -	57.698	0.261	75.36	17:00:50.423
12 -	57.956	0.519	75.03	17:01:48.379
13 -	57.760	0.323	75.28	17:02:46.139
14 -	57.437 (1)		75.71	17:03:43.576
15 -	58.194	0.757	74.72	17:04:41.770
16 -	57.746	0.309	75.30	17:05:39.516

P8 272 Jenson O'NEILL-GOING

LAP	LAP TIME	DIFF	MPH	TIME OF DAY
1 -	1:04.813	7.535	67.09	16:51:01.871
2 -	57.278 (1)		75.92	16:51:59.149
3 -	57.481 (3)	0.203	75.65	16:52:56.630
4 -	57.382 (2)	0.104	75.78	16:53:54.012
5 -	1:03.044	5.766	68.97	16:54:57.056
6 -	58.038	0.760	74.92	16:55:55.094
7 -	58.436	1.158	74.41	16:56:53.530
8 -	58.180	0.902	74.74	16:57:51.710
9 -	58.129	0.851	74.80	16:58:49.839
10 -	59.115	1.837	73.56	16:59:48.954
11 -	58.939	1.661	73.78	17:00:47.893
12 -	58.574	1.296	74.24	17:01:46.467
13 -	58.524	1.246	74.30	17:02:44.991
14 -	58.213	0.935	74.70	17:03:43.204
15 -	58.900	1.622	73.83	17:04:42.104
16 -	58.533	1.255	74.29	17:05:40.637

P9 87 Archie DAVIES

LAP	LAP TIME	DIFF	MPH	TIME OF DAY
1 -	1:11.412	13.798	60.89	16:51:08.470
2 -	59.636	2.022	72.91	16:52:08.106
3 -	58.913	1.299	73.81	16:53:07.019
4 -	59.106	1.492	73.57	16:54:06.125
5 -	59.490	1.876	73.09	16:55:05.615
6 -	58.984	1.370	73.72	16:56:04.599
7 -	57.774 (3)	0.160	75.26	16:57:02.373
8 -	58.101	0.487	74.84	16:58:00.474
9 -	58.201	0.587	74.71	16:58:58.675
10 -	57.848	0.234	75.17	16:59:56.523
11 -	57.867	0.253	75.14	17:00:54.390
12 -	57.614 (1)		75.47	17:01:52.004
13 -	57.833	0.219	75.19	17:02:49.837
14 -	57.911	0.297	75.09	17:03:47.748
15 -	58.019	0.405	74.95	17:04:45.767
16 -	57.760 (2)	0.146	75.28	17:05:43.527

P10 315 Billy BLOCKLEY

LAP	LAP TIME	DIFF	MPH	TIME OF DAY
1 -	1:09.602	11.802	62.47	16:51:06.660
2 -	59.232	1.432	73.41	16:52:05.892
3 -	58.539	0.739	74.28	16:53:04.431
4 -	58.671	0.871	74.11	16:54:03.102
5 -	58.610	0.810	74.19	16:55:01.712
6 -	58.003	0.203	74.97	16:55:59.715
7 -	57.970 (3)	0.170	75.01	16:56:57.685
8 -	57.800 (1)		75.23	16:57:55.485
9 -	58.415	0.615	74.44	16:58:53.900
10 -	58.115	0.315	74.82	16:59:52.015
11 -	58.084	0.284	74.86	17:00:50.099
12 -	58.325	0.525	74.55	17:01:48.424
13 -	58.210	0.410	74.70	17:02:46.634
14 -	57.957 (2)	0.157	75.03	17:03:44.591
15 -	58.219	0.419	74.69	17:04:42.810

DIFF = Difference To Personal Best Lap

16 -	58.068	0.268	74.88	17:05:40.878
------	--------	-------	-------	--------------

P11 144 George FOXLOW

LAP	LAP TIME	DIFF	MPH	TIME OF DAY
1 -	1:12.288	14.619	60.15	16:51:09.346
2 -	1:00.828	3.159	71.49	16:52:10.174
3 -	59.424	1.755	73.17	16:53:09.598
4 -	59.126	1.457	73.54	16:54:08.724
5 -	58.450	0.781	74.39	16:55:07.174
6 -	58.337	0.668	74.54	16:56:05.511
7 -	58.029	0.360	74.93	16:57:03.540
8 -	58.265	0.596	74.63	16:58:01.805
9 -	57.904	0.235	75.10	16:58:59.709
10 -	57.669 (1)		75.40	16:59:57.378
11 -	58.224	0.555	74.68	17:00:55.602
12 -	57.726 (2)	0.057	75.33	17:01:53.328
13 -	57.799	0.130	75.23	17:02:51.127
14 -	57.762 (3)	0.093	75.28	17:03:48.889
15 -	57.927	0.258	75.07	17:04:46.816
16 -	1:01.141	3.472	71.12	17:05:47.957

P12 138 Henry FOOTE

LAP	LAP TIME	DIFF	MPH	TIME OF DAY
1 -	1:10.925	13.040	61.31	16:51:07.983
2 -	59.292	1.407	73.34	16:52:07.275
3 -	58.911	1.026	73.81	16:53:06.186
4 -	58.906	1.021	73.82	16:54:05.092
5 -	59.975	2.090	72.50	16:55:05.067
6 -	58.561	0.676	74.25	16:56:03.628
7 -	58.583	0.698	74.22	16:57:02.211
8 -	59.153	1.268	73.51	16:58:01.364
9 -	57.885 (1)		75.12	16:58:59.249
10 -	58.743	0.858	74.02	16:59:57.992
11 -	58.656	0.771	74.13	17:00:56.648
12 -	58.236	0.351	74.67	17:01:54.884
13 -	58.300	0.415	74.59	17:02:53.184
14 -	58.234 (3)	0.349	74.67	17:03:51.418
15 -	58.185 (2)	0.300	74.73	17:04:49.603
16 -	59.231	1.346	73.41	17:05:48.834

P13 194 Jack BURGESS

LAP	LAP TIME	DIFF	MPH	TIME OF DAY
1 -	1:10.743	12.645	61.47	16:51:07.801
2 -	59.179	1.081	73.48	16:52:06.980
3 -	59.048	0.950	73.64	16:53:06.028
4 -	58.893	0.795	73.83	16:54:04.921
5 -	1:00.113	2.015	72.34	16:55:05.034
6 -	58.251	0.153	74.65	16:56:03.285
7 -	58.149 (2)	0.051	74.78	16:57:01.434
8 -	58.387	0.289	74.47	16:57:59.821
9 -	59.007	0.909	73.69	16:58:58.828
10 -	58.347	0.249	74.53	16:59:57.175
11 -	59.057	0.959	73.63	17:00:56.232
12 -	58.175 (3)	0.077	74.75	17:01:54.407
13 -	58.098 (1)		74.84	17:02:52.505
14 -	58.406	0.308	74.45	17:03:50.911
15 -	58.491	0.393	74.34	17:04:49.402
16 -	1:00.768	2.670	71.56	17:05:50.170

P14 33 Aaron BEATTIE

LAP	LAP TIME	DIFF	MPH	TIME OF DAY
1 -	1:11.271	12.605	61.01	16:51:08.329

BRSCC Fiesta Junior Championship

RACE 20 - LAP ANALYSIS

DIFF = Difference To Personal Best Lap

2 -	59.385	0.719	73.22	16:52:07.714
3 -	59.119	0.453	73.55	16:53:06.833
4 -	58.920	0.254	73.80	16:54:05.753
5 -	59.704	1.038	72.83	16:55:05.457
6 -	58.944	0.278	73.77	16:56:04.401
7 -	58.995	0.329	73.71	16:57:03.396
8 -	59.185	0.519	73.47	16:58:02.581
9 -	58.666 (1)		74.12	16:59:01.247
10 -	58.833 (3)	0.167	73.91	17:00:00.080
11 -	59.025	0.359	73.67	17:00:59.105
12 -	58.817 (2)	0.151	73.93	17:01:57.922
13 -	59.132	0.466	73.54	17:02:57.054
14 -	59.266	0.600	73.37	17:03:56.320
15 -	59.059	0.393	73.63	17:04:55.379
16 -	58.976	0.310	73.73	17:05:54.355

P15 28 Benjamin DOUGHTY

LAP	LAP TIME	DIFF	MPH	TIME OF DAY
1 -	1:08.816	10.938	63.19	16:51:05.874
2 -	58.112 (3)	0.234	74.83	16:52:03.986
3 -	58.209	0.331	74.70	16:53:02.195
4 -	1:10.416	12.538	61.75	16:54:12.611
5 -	1:00.525	2.647	71.84	16:55:13.136
6 -	58.315	0.437	74.57	16:56:11.451
7 -	58.130	0.252	74.80	16:57:09.581
8 -	58.484	0.606	74.35	16:58:08.065
9 -	58.095 (2)	0.217	74.85	16:59:06.160
10 -	58.867	0.989	73.87	17:00:05.027
11 -	57.878 (1)		75.13	17:01:02.905
12 -	58.987	1.109	73.72	17:02:01.892
13 -	59.134	1.256	73.53	17:03:01.026
14 -	58.287	0.409	74.60	17:03:59.313
15 -	58.309	0.431	74.57	17:04:57.622
16 -	58.119	0.241	74.82	17:05:55.741

P16 16 Hayden GRAY

LAP	LAP TIME	DIFF	MPH	TIME OF DAY
1 -	1:13.890	15.389	58.85	16:51:10.948
2 -	1:00.221	1.720	72.21	16:52:11.169
3 -	59.364	0.863	73.25	16:53:10.533
4 -	58.998	0.497	73.70	16:54:09.531
5 -	59.152	0.651	73.51	16:55:08.683
6 -	58.771 (3)	0.270	73.99	16:56:07.454
7 -	58.501 (1)		74.33	16:57:05.955
8 -	58.660 (2)	0.159	74.13	16:58:04.615
9 -	58.834	0.333	73.91	16:59:03.449
10 -	59.550	1.049	73.02	17:00:02.999
11 -	58.977	0.476	73.73	17:01:01.976
12 -	1:00.411	1.910	71.98	17:02:02.387
13 -	1:00.150	1.649	72.29	17:03:02.537
14 -	59.180	0.679	73.48	17:04:01.717
15 -	1:00.825	2.324	71.49	17:05:02.542
16 -	58.949	0.448	73.76	17:06:01.491

P17 24 Michael WHEELER

LAP	LAP TIME	DIFF	MPH	TIME OF DAY
1 -	1:14.326	14.390	58.50	16:51:11.384
2 -	1:00.776	0.840	71.55	16:52:12.160
3 -	1:00.392	0.456	72.00	16:53:12.552
4 -	1:00.803	0.867	71.51	16:54:13.355
5 -	1:02.223	2.287	69.88	16:55:15.578
6 -	1:00.648	0.712	71.70	16:56:16.226
7 -	1:00.633	0.697	71.72	16:57:16.859

DIFF = Difference To Personal Best Lap

8 -	1:01.436	1.500	70.78	16:58:18.295
9 -	1:01.079	1.143	71.19	16:59:19.374
10 -	1:00.968	1.032	71.32	17:00:20.342
11 -	1:00.799	0.863	71.52	17:01:21.141
12 -	1:00.695	0.759	71.64	17:02:21.836
13 -	1:00.502	0.566	71.87	17:03:22.338
14 -	59.936 (1)		72.55	17:04:22.274
15 -	1:00.017 (2)	0.081	72.45	17:05:22.291
16 -	1:00.355 (3)	0.419	72.05	17:06:22.646

P18 14 Atalanta Le BRETON

LAP	LAP TIME	DIFF	MPH	TIME OF DAY
1 -	1:22.130	18.313	52.94	16:51:19.188
2 -	1:05.726	1.909	66.16	16:52:24.914
3 -	1:06.910	3.093	64.99	16:53:31.824
4 -	1:04.352 (2)	0.535	67.57	16:54:36.176
5 -	1:04.605 (3)	0.788	67.31	16:55:40.781
6 -	1:03.817 (1)		68.14	16:56:44.598
7 -	1:07.481	3.664	64.44	16:57:52.079
8 -	1:09.588	5.771	62.49	16:59:01.667
9 -	1:05.331	1.514	66.56	17:00:06.998
10 -	1:05.291	1.474	66.60	17:01:12.289
11 -	1:05.553	1.736	66.33	17:02:17.842
12 -	1:04.833	1.016	67.07	17:03:22.675
13 -	1:04.636	0.819	67.27	17:04:27.311
14 -	1:08.710	4.893	63.28	17:05:36.021

P19 69 Harry LINDLEY

LAP	LAP TIME	DIFF	MPH	TIME OF DAY
1 -	1:11.771	13.200	60.58	16:51:08.829
2 -	1:00.111	1.540	72.34	16:52:08.940
3 -	59.397	0.826	73.21	16:53:08.337
4 -	59.244	0.673	73.40	16:54:07.581
5 -	59.402	0.831	73.20	16:55:06.983
6 -	59.456	0.885	73.13	16:56:06.439
7 -	58.571 (1)		74.24	16:57:05.010
8 -	58.843 (3)	0.272	73.90	16:58:03.853
9 -	58.831 (2)	0.260	73.91	16:59:02.684
10 -	59.835	1.264	72.67	17:00:02.519
11 -	59.257	0.686	73.38	17:01:01.776
12 -	59.986	1.415	72.49	17:02:01.762
13 -	1:00.283	1.712	72.13	17:03:02.045
14 -	59.522	0.951	73.05	17:04:01.567
15 -	1:01.319	2.748	70.91	17:05:02.886

P20 188 Maggie WEBSTER

LAP	LAP TIME	DIFF	MPH	TIME OF DAY
1 -	1:13.292	14.862	59.33	16:51:10.350
2 -	59.626	1.196	72.93	16:52:09.976
3 -	59.451	1.021	73.14	16:53:09.427
4 -	58.430 (1)		74.42	16:54:07.857
5 -	7:01.470 P	6:03.040	10.31	17:01:09.327
6 -	1:03.605	5.175	68.36	17:02:12.932
7 -	58.782	0.352	73.97	17:03:11.714
8 -	58.986	0.556	73.72	17:04:10.700
9 -	58.451 (2)	0.021	74.39	17:05:09.151
10 -	58.562 (3)	0.132	74.25	17:06:07.713

P21 169 Callie CLIFFORD

LAP	LAP TIME	DIFF	MPH	TIME OF DAY
1 -	1:09.138 (1)		62.89	16:51:06.196

BRSCC Fiesta Junior Championship

RACE 20 - STATISTICS

Competitors Started 21
Planned Start 2024-04-14 @ 16:55:00.000
Actual Start 2024-04-14 @ 16:49:57.057
Finish Time 2024-04-14 @ 17:05:26.231
Track Length 1.2079mi.
Total Laps 312
Total Distance Covered 376.8790mi.

Session Fastest Lap History

NO	CL	NAME	LAP TIME	TIME OF DAY	LAP	VEHICLE
272	MK6 RC	Jenson O'NEILL-GOING	1:04.813	16:51:01.885	1	Fiesta ST (Mk6)
272	MK6 RC	Jenson O'NEILL-GOING	57.278	16:51:59.163	2	Fiesta ST (Mk6)

Session Leader History

NO	CL	NAME	FROM LAP	LAPS LED	DISTANCE	VEHICLE
272	MK6 RC	Jenson O'NEILL-GOING	1	4	4.83 miles	Fiesta ST (Mk6)
26	MK7 RC	Finn LESLIE	5	12	14.49 miles	Fiesta Zetec S (Mk7)

Flag History

TYPE	TIME OF DAY
GREEN	16:49:57.057
FINISH	17:05:26.231

Flag Statistics

TYPE	COUNT	TOTAL LAPS	TOTAL TIME
Green	1	16	18:53.893
Red	0	0	0.000
Safety Car	0	0	0.000
FCY	0	0	0.000

BRSCC Fiesta Junior Championship

RACE 20 - STATISTICS

CLASS : MK7

5 Starters

Fastest Lap History

NO	NAME	LAP TIME	TIME OF DAY	LAP	VEHICLE
94	Jacob HODGKISS	1:05.124	16:51:02.207	1	Fiesta Zetec S (Mk7)
94	Jacob HODGKISS	57.524	16:51:59.727	2	Fiesta Zetec S (Mk7)
85	Jenson MASON	57.478	16:52:00.541	2	Fiesta Zetec S (Mk7)
94	Jacob HODGKISS	57.468	16:55:50.958	6	Fiesta Zetec S (Mk7)

Leader History

NO	NAME	FROM LAP	LAPS LED	DISTANCE	VEHICLE
94	Jacob HODGKISS	1	16	19.32 miles	Fiesta Zetec S (Mk7)

BRSCC Fiesta Junior Championship

RACE 20 - STATISTICS

CLASS : MK6 RC

4 Starters

Fastest Lap History

NO	NAME	LAP TIME	TIME OF DAY	LAP	VEHICLE
272	Jenson O'NEILL-GOING	1:04.813	16:51:01.885	1	Fiesta ST (Mk6)
272	Jenson O'NEILL-GOING	57.278	16:51:59.163	2	Fiesta ST (Mk6)

Leader History

NO	NAME	FROM LAP	LAPS LED	DISTANCE	VEHICLE
272	Jenson O'NEILL-GOING	1	16	19.32 miles	Fiesta ST (Mk6)

BRSCC Fiesta Junior Championship

RACE 20 - STATISTICS

CLASS : MK7 RC

12 Starters

Fastest Lap History

NO	NAME	LAP TIME	TIME OF DAY	LAP	VEHICLE
26	Finn LESLIE	1:05.441	16:51:02.513	1	Fiesta Zetec S (Mk7)
26	Finn LESLIE	57.446	16:51:59.956	2	Fiesta Zetec S (Mk7)
26	Finn LESLIE	57.441	16:55:50.655	6	Fiesta Zetec S (Mk7)
12	Thomas MERRITT	57.394	16:55:52.557	6	Fiesta Zetec S (Mk7)

Leader History

NO	NAME	FROM LAP	LAPS LED	DISTANCE	VEHICLE
26	Finn LESLIE	1	16	19.32 miles	Fiesta Zetec S (Mk7)