

FIESTA JUNIOR
CHAMPIONSHIP

BRSCC FIESTA JUNIOR CHAMPIONSHIP

BRSCC TCR UK Race Day
Oulton Park Island
8th June 2024

brsc
DRIVEN BY RACING



Timing & Results Provided by Timing Solutions Ltd

www.tsl-timing.com



OultonPark

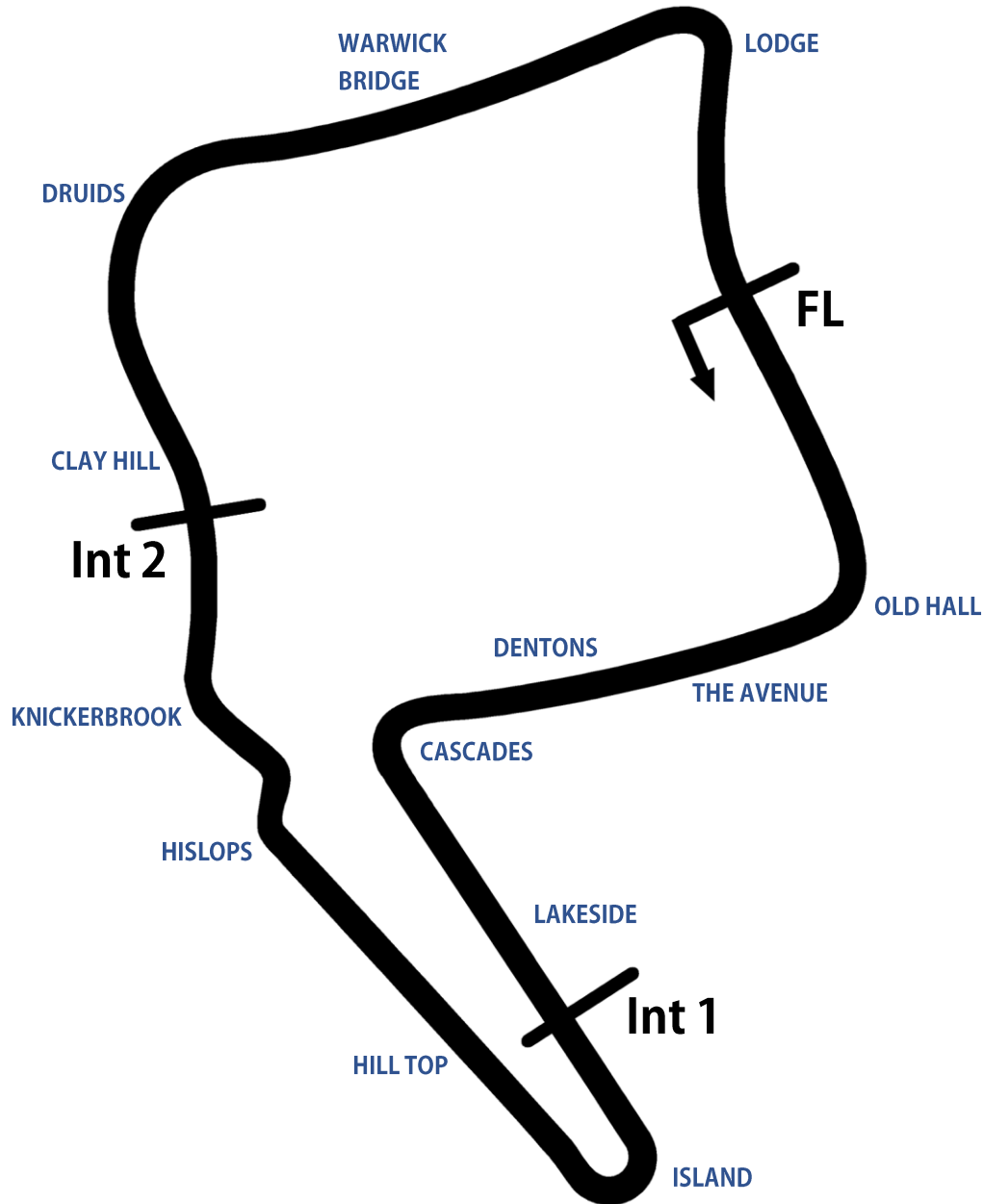
Oulton Park Island Circuit

Little Budworth, Tarporley, Cheshire, UK



SPORTS TIMING

TIMING SOLUTIONS LTD



Length	2.2260 miles 3.582 km 3582.4m		
FL		53.17997 N	2.61294 W
Int 1	1163m	53.17248 N	2.61631 W
Int 2	2316m	53.17830 N	2.62040 W
Pit Entry	3564m	53.18011 N	2.61306 W
Pit Exit	180m after FL	53.17836 N	2.61232 W
Pit Entry - Pit Exit	199m, 14.3s @ 50kph, 11.9s @ 60kph		

BRSCC TCR UK Race Day - Oulton Park

BRSCC Fiesta Junior Championship

FREE PRACTICE - CLASSIFICATION - AMENDED



POS	NO	CL	PIC	NAME	ENTRY	TIME	ON	LAPS	GAP	DIFF	MPH
1	272*	MK6 (N)	1	Jenson O'NEILL-GOING	Fiesta ST (Mk6)	1:44.897	6	7			76.39
2	21	MK7 (N)	1	Tommy HARFIELD	Fiesta Zetec S (Mk7)	1:45.130	8	8	0.233	0.233	76.22
3	12*	MK7 (N)	2	Thomas MERRITT	Fiesta Zetec S (Mk7)	1:45.844	8	8	0.947	0.714	75.71
4	88*	MK7 (N)	3	Alfie GARFORD	Fiesta Zetec S (Mk7)	1:46.094	7	8	1.197	0.250	75.53
5	85*	MK7	1	Jenson MASON	Fiesta Zetec S (Mk7)	1:46.103	6	7	1.206	0.009	75.52
6	138*	MK7 (N)	4	Henry FOOTE	Fiesta Zetec S (Mk7)	1:46.438	7	8	1.541	0.335	75.28
7	26*	MK7 (N)	5	Finn LESLIE	Fiesta Zetec S (Mk7)	1:46.514	9	9	1.617	0.076	75.23
8	169	MK6 (N)	2	Callie CLIFFORD	Fiesta ST (Mk6)	1:46.956	7	7	2.059	0.442	74.92
9	194*	MK7 (N)	6	Jack BURGESS	Fiesta Zetec S (Mk7)	1:46.967	7	8	2.070	0.011	74.91
10	144	MK7	2	George FOXLOW	Fiesta Zetec S (Mk7)	1:47.482	7	7	2.585	0.515	74.55
11	43*	MK7 (N)	7	Daniella SUTTON	Fiesta Zetec S (Mk7)	1:49.010	7	7	4.113	1.528	73.51
12	29*	MK7 (N)	8	Joshua WATTS	Fiesta Zetec S (Mk7)	1:49.664	8	8	4.767	0.654	73.07
13	28*	MK7	3	Benjamin DOUGHTY	Fiesta Zetec S (Mk7)	1:50.219	6	8	5.322	0.555	72.70
14	188	MK6 (N)	3	Maggie WEBSTER	Fiesta ST (Mk6)	1:50.222	6	6	5.325	0.003	72.70
15	315*	MK7	4	Billy BLOCKLEY	Fiesta Zetec S (Mk7)	1:51.328	5	7	6.431	1.106	71.98
16	86*	MK7 (N)	9	JACK SANT	Fiesta Zetec S (Mk7)	1:52.259	2	8	7.362	0.931	71.38
17	16	MK7 (N)	10	Hayden GRAY	Fiesta Zetec S (Mk7)	1:52.492	7	7	7.595	0.233	71.23
18	94	MK7	5	Jacob HODGKISS	Fiesta Zetec S (Mk7)	1:53.619	2	3	8.722	1.127	70.53
19	55*	MK7 (N)	11	Bobby HOLMES	Fiesta Zetec S (Mk7)	1:54.232	6	8	9.335	0.613	70.15
20	33	MK7 (N)	12	Aaron BEATTIE	Fiesta Zetec S (Mk7)			2			
21	87	MK7 (N)	13	Archie DAVIES	Fiesta Zetec S (Mk7)			0			

Comments:

Clarification of number of laps disallowed for each driver

*Car 43 requires a working transponder - Regulation Q12.8.1 refers.

No. 12, 28, 88, 194, 272 - 1 Lap time disallowed; exceeding track limits.

No. 26, 29, 55, 86, 138, 315 - 2 Lap times disallowed; exceeding track limits.

No. 85 - 3 Lap times disallowed; exceeding track limits.

Weather / Track : Sunny / Drying

Date: 08/06/2024 Start: 09:40 Finish: 09:55

These results are provisional until the conclusion of any judicial and technical matters.

Oulton Park Island: 2.2260 miles

Clerk Of Course: Paul Levitt	Stewards:	Timekeeper: Richard Lomax	
------------------------------	-----------	---------------------------	--

Results can be found at www.tsl-timing.com

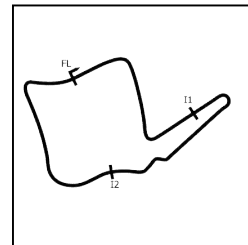
Printed - 10:55 Saturday, 08 June 2024



BRSCC TCR UK Race Day - Oulton Park

BRSCC Fiesta Junior Championship

FREE PRACTICE - SECTOR ANALYSIS



SECTOR 1 = FL to I1, SECTOR 2 = I1 to I2, SECTOR 3 = I2 to FL, DIFF = Difference To Personal Best Lap, P = Crossed Finish Line in Pit Lane, D = Time Disallowed

P1		272 MK6 (N) Jenson O'NEILL-GOING				Fiesta ST (Mk6)				
IDEAL LAP TIME : 1:44.825		BEST LAP TIME : 1:44.897				DIFFERENCE : 0.072				
LAP	SECTOR 1	SECTOR 2		SECTOR 3		LAP TIME	MPH	DIFF	TIME OF DAY	
1 -	OUTLAP	93.4	41.945	78.9	IN PIT				09:42:21.020	
2 -	OUTLAP	78.1	42.736	79.9	35.206	86.9	4:47.003	27.92	3:02.106	09:47:08.023
3 -	33.067	95.7	39.874	80.6	34.676	87.1	1:47.617 (3)	74.46	2.720	09:48:55.640
4 -	31.217	95.7	40.032	80.6	34.635	86.8	1:45.884 D	75.68	0.987	09:50:41.524
5 -	31.217	95.4	39.798	81.3	34.410	87.3	1:45.425 (2)	76.01	0.528	09:52:26.949
6 -	30.780	95.7	39.870	80.1	34.247	87.9	1:44.897 (1)	76.39		09:54:11.846
7 -	37.459	59.8	48.282	68.3	IN PIT		2:11.808 P	60.79	26.911	09:56:23.654

P2		21 MK7 (N) Tommy HARFIELD				Fiesta Zetec S (Mk7)				
IDEAL LAP TIME : 1:45.130		BEST LAP TIME : 1:45.130				DIFFERENCE : 0.000				
LAP	SECTOR 1	SECTOR 2		SECTOR 3		LAP TIME	MPH	DIFF	TIME OF DAY	
1 -	OUTLAP	90.8	43.342	79.6	37.288	84.3				09:42:51.338
2 -	33.603	91.8	42.382	81.8	36.267	85.2	1:52.252	71.38	7.122	09:44:43.590
3 -	32.578	93.4	41.061	80.4	35.761	85.4	1:49.400	73.25	4.270	09:46:32.990
4 -	32.130	94.9	40.727	80.1	37.074	85.9	1:49.931	72.89	4.801	09:48:22.921
5 -	31.894	95.1	40.160	83.1	34.995	86.5	1:47.049	74.85	1.919	09:50:09.970
6 -	31.198	92.8	40.073	82.2	34.626	86.8	1:45.897 (3)	75.67	0.767	09:51:55.867
7 -	31.015	94.9	39.881	82.6	34.510	86.8	1:45.406 (2)	76.02	0.276	09:53:41.273
8 -	30.814	94.9	39.821	83.7	34.495	86.8	1:45.130 (1)	76.22		09:55:26.403

P3		12 MK7 (N) Thomas MERRITT				Fiesta Zetec S (Mk7)				
IDEAL LAP TIME : 1:45.844		BEST LAP TIME : 1:45.844				DIFFERENCE : 0.000				
LAP	SECTOR 1	SECTOR 2		SECTOR 3		LAP TIME	MPH	DIFF	TIME OF DAY	
1 -	OUTLAP	88.7	43.952	78.2	38.656	84.3				09:42:32.505
2 -	34.166	91.5	43.185	79.4	36.916	85.2	1:54.267	70.13	8.423	09:44:26.772
3 -	33.439	89.7	41.963	80.3	36.753	85.9	1:52.155	71.45	6.311	09:46:18.927
4 -	33.089	93.9	41.491	79.9	35.909	86.8	1:50.489	72.52	4.645	09:48:09.416
5 -	31.910	94.7	40.894	80.1	35.511	86.2	1:48.315 (3)	73.98	2.471	09:49:57.731
6 -	31.527	94.6	40.788	80.6	34.908	87.6	1:47.223 D	74.73	1.379	09:51:44.954
7 -	31.135	94.1	40.538	80.7	34.851	86.8	1:46.524 (2)	75.22	0.680	09:53:31.478
8 -	30.898	95.4	40.457	81.2	34.489	86.7	1:45.844 (1)	75.71		09:55:17.322

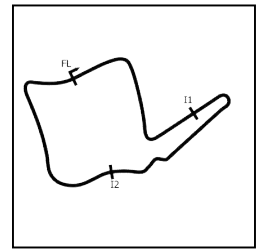
P4		88 MK7 (N) Alfie GARFORD				Fiesta Zetec S (Mk7)				
IDEAL LAP TIME : 1:45.230		BEST LAP TIME : 1:46.094				DIFFERENCE : 0.864				
LAP	SECTOR 1	SECTOR 2		SECTOR 3		LAP TIME	MPH	DIFF	TIME OF DAY	
1 -	OUTLAP	88.8	46.048	78.3	38.079	82.2				09:42:45.888
2 -	33.636	91.8	41.945	79.6	36.952	83.7	1:52.533	71.21	6.439	09:44:38.421
3 -	33.011	92.5	42.396	79.2	36.443	83.7	1:51.850	71.64	5.756	09:46:30.271
4 -	32.297	94.1	40.867	80.7	35.661	84.9	1:48.825	73.63	2.731	09:48:19.096
5 -	31.891	93.7	40.280	80.5	35.114	84.9	1:47.285 (3)	74.69	1.191	09:50:06.381
6 -	31.467	93.4	40.303	80.3	34.598	85.9	1:46.368 (2)	75.33	0.274	09:51:52.749
7 -	31.286	93.9	40.156	80.5	34.652	85.4	1:46.094 (1)	75.53		09:53:38.843
8 -	30.803	94.7	40.074	81.2	34.353	86.2	1:45.230 D	76.15		09:55:24.073

P5		85 MK7 Jenson MASON				Fiesta Zetec S (Mk7)				
IDEAL LAP TIME : 1:46.068		BEST LAP TIME : 1:46.103				DIFFERENCE : 0.035				
LAP	SECTOR 1	SECTOR 2		SECTOR 3		LAP TIME	MPH	DIFF	TIME OF DAY	
1 -	OUTLAP	88.6	46.108	77.1	IN PIT					09:42:49.617
2 -	OUTLAP	87.3	41.804	79.5	36.534	85.0	3:25.775	38.94	1:39.672	09:46:15.392
3 -	32.401	91.9	41.127	80.2	35.155	85.9	1:48.683 D	73.73	2.580	09:48:04.075
4 -	31.665	92.6	40.756	78.3	35.381	85.8	1:47.802 D	74.33	1.699	09:49:51.877
5 -	31.195	92.8	40.690	80.9	35.000	85.5	1:46.885 D	74.97	0.782	09:51:38.762
6 -	31.230	93.4	40.388	81.7	34.485	87.3	1:46.103 (1)	75.52		09:53:24.865
7 -	31.531	92.6	40.958	80.7	IN PIT		1:51.033 P	72.17	4.930	09:55:15.898

BRSCC TCR UK Race Day - Oulton Park

BRSCC Fiesta Junior Championship

FREE PRACTICE - SECTOR ANALYSIS



SECTOR 1 = FL to I1, SECTOR 2 = I1 to I2, SECTOR 3 = I2 to FL, DIFF = Difference To Personal Best Lap, P = Crossed Finish Line in Pit Lane, D = Time Disallowed

P6		138 MK7 (N) Henry FOOTE		Fiesta Zetec S (Mk7)					
IDEAL LAP TIME : 1:46.064		BEST LAP TIME : 1:46.438		DIFFERENCE : 0.374					
LAP	SECTOR 1	SECTOR 2		SECTOR 3		LAP TIME	MPH	DIFF	TIME OF DAY
1 -	OUTLAP	77.5	44.611	79.2	38.761	82.0			09:42:35.306
2 -	34.045	91.8	43.810	76.7	38.652	84.0	1:56.507 D	68.78	10.069 09:44:31.813
3 -	34.392	63.7	48.228	79.1	36.681	84.8	1:59.301	67.17	12.863 09:46:31.114
4 -	41.680	80.0	42.655	80.2	37.030	83.9	2:01.365	66.02	14.927 09:48:32.479
5 -	32.487	92.4	40.827	81.3	35.696	86.0	1:49.010 (3)	73.51	2.572 09:50:21.489
6 -	31.867	93.8	41.162	79.6	35.284	85.7	1:48.313 (2)	73.98	1.875 09:52:09.802
7 -	31.193	94.1	40.550	81.3	34.695	85.9	1:46.438 (1)	75.28	09:53:56.240
8 -	30.969	93.0	40.400	81.2	34.728	85.8	1:46.097 D	75.53	09:55:42.337

P7		26 MK7 (N) Finn LESLIE		Fiesta Zetec S (Mk7)					
IDEAL LAP TIME : 1:46.514		BEST LAP TIME : 1:46.514		DIFFERENCE : 0.000					
LAP	SECTOR 1	SECTOR 2		SECTOR 3		LAP TIME	MPH	DIFF	TIME OF DAY
1 -	OUTLAP	89.8	44.090	77.4	37.756	83.5			09:42:11.370
2 -	32.537	93.0	42.427	79.6	36.627	83.6	1:51.591 D	71.81	5.077 09:44:02.961
3 -	32.072	94.1	41.497	78.3	36.115	83.9	1:49.684 D	73.06	3.170 09:45:52.645
4 -	32.260	94.3	41.284	79.6	35.620	84.4	1:49.164	73.40	2.650 09:47:41.809
5 -	31.707	94.7	45.000	78.5	35.556	85.0	1:52.263	71.38	5.749 09:49:34.072
6 -	31.670	93.5	40.956	79.5	35.265	85.0	1:47.891	74.27	1.377 09:51:21.963
7 -	31.283	94.6	41.040	79.1	35.459	85.2	1:47.782 (3)	74.35	1.268 09:53:09.745
8 -	31.216	94.1	40.653	79.5	34.930	84.9	1:46.799 (2)	75.03	0.285 09:54:56.544
9 -	31.067	94.6	40.550	79.4	34.897	85.5	1:46.514 (1)	75.23	09:56:43.058

P8		169 MK6 (N) Callie CLIFFORD		Fiesta ST (Mk6)					
IDEAL LAP TIME : 1:46.570		BEST LAP TIME : 1:46.956		DIFFERENCE : 0.386					
LAP	SECTOR 1	SECTOR 2		SECTOR 3		LAP TIME	MPH	DIFF	TIME OF DAY
1 -	OUTLAP	92.6	42.472	78.7	IN PIT				09:42:28.266
2 -	OUTLAP	90.5	47.730	75.3	37.677	82.9	5:00.966	26.62	3:14.010 09:47:29.232
3 -	33.967	93.4	42.732	77.6	36.518	84.9	1:53.217	70.78	6.261 09:49:22.449
4 -	31.983	94.3	41.574	79.8	35.210	85.8	1:48.767	73.67	1.811 09:51:11.216
5 -	31.760	94.5	40.940	80.2	35.065	86.4	1:47.765 (2)	74.36	0.809 09:52:58.981
6 -	31.364	95.5	41.491	78.5	35.115	86.0	1:47.970 (3)	74.22	1.014 09:54:46.951
7 -	31.300	95.4	40.205	80.5	35.451	86.3	1:46.956 (1)	74.92	09:56:33.907

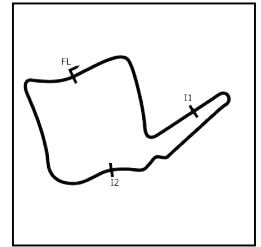
P9		194 MK7 (N) Jack BURGESS		Fiesta Zetec S (Mk7)					
IDEAL LAP TIME : 1:46.967		BEST LAP TIME : 1:46.967		DIFFERENCE : 0.000					
LAP	SECTOR 1	SECTOR 2		SECTOR 3		LAP TIME	MPH	DIFF	TIME OF DAY
1 -	OUTLAP	89.3	48.883	78.1	37.797	82.6			09:42:46.584
2 -	35.825	90.6	42.467	79.8	36.411	84.2	1:54.703 D	69.86	7.736 09:44:41.287
3 -	32.802	92.8	41.467	80.9	36.314	83.9	1:50.583	72.46	3.616 09:46:31.870
4 -	32.281	93.2	41.321	79.6	35.960	84.5	1:49.562	73.14	2.595 09:48:21.432
5 -	31.606	92.9	40.854	79.6	35.509	80.8	1:47.969 (3)	74.22	1.002 09:50:09.401
6 -	32.461	92.6	40.857	80.4	35.098	85.3	1:48.416	73.91	1.449 09:51:57.817
7 -	31.111	93.9	40.821	80.9	35.035	85.0	1:46.967 (1)	74.91	09:53:44.784
8 -	31.301	93.4	41.085	79.9	35.076	84.8	1:47.462 (2)	74.57	0.495 09:55:32.246

P10		144 MK7 George FOXLOW		Fiesta Zetec S (Mk7)					
IDEAL LAP TIME : 1:47.482		BEST LAP TIME : 1:47.482		DIFFERENCE : 0.000					
LAP	SECTOR 1	SECTOR 2		SECTOR 3		LAP TIME	MPH	DIFF	TIME OF DAY
1 -	OUTLAP	88.4	45.094	75.9	IN PIT				09:42:26.671
2 -	OUTLAP	84.3	46.772	65.2	39.805	82.1	4:08.112	32.29	2:20.630 09:46:34.783
3 -	36.019	84.4	43.827	79.1	37.237	83.2	1:57.083	68.44	9.601 09:48:31.866
4 -	34.182	88.5	41.886	80.4	35.506	84.5	1:51.574 (3)	71.82	4.092 09:50:23.440
5 -	32.183	92.6	41.733	78.8	35.861	85.7	1:49.777 (2)	72.99	2.295 09:52:13.217
6 -	32.365	92.3	44.268	77.1	35.655	85.2	1:52.288	71.36	4.806 09:54:05.505
7 -	31.365	93.7	41.024	79.1	35.093	86.0	1:47.482 (1)	74.55	09:55:52.987

BRSCC TCR UK Race Day - Oulton Park

BRSCC Fiesta Junior Championship

FREE PRACTICE - SECTOR ANALYSIS



SECTOR 1 = FL to I1, SECTOR 2 = I1 to I2, SECTOR 3 = I2 to FL, DIFF = Difference To Personal Best Lap, P = Crossed Finish Line in Pit Lane, D = Time Disallowed

P11 43 MK7 (N) Daniella SUTTON		Fiesta Zetec S (Mk7)					
IDEAL LAP TIME :		BEST LAP TIME : 1:49.010		DIFFERENCE :			
LAP	SECTOR 1	SECTOR 2	SECTOR 3	LAP TIME	MPH	DIFF	TIME OF DAY
1 -							09:42:14.590
2 -				1:51.911 (2)	71.60	2.901	09:44:06.501
3 -				2:05.733 (3)	63.73	16.723	09:46:12.234
4 -			IN PIT	2:11.404 P	60.98	22.394	09:48:23.638
5 -				4:33.432	29.30	2:44.422	09:52:57.071
6 -				1:53.397 D	70.66	4.387	09:54:50.468
7 -				1:49.010 (1)	73.51		09:56:39.478

P12 29 MK7 (N) Joshua WATTS		Fiesta Zetec S (Mk7)					
IDEAL LAP TIME : 1:49.136		BEST LAP TIME : 1:49.664		DIFFERENCE : 0.528			
LAP	SECTOR 1	SECTOR 2	SECTOR 3	LAP TIME	MPH	DIFF	TIME OF DAY
1 -	OUTLAP	86.5	43.299	77.2	36.944	83.5	09:42:16.746
2 -	33.850	92.0	42.380	78.9	36.891	83.3	1:53.121 70.84 3.457 09:44:09.867
3 -	32.734	92.6	41.791	79.3	36.041	84.9	1:50.566 (3) 72.47 0.902 09:46:00.433
4 -	32.377	93.7	41.584	79.8	36.078	84.7	1:50.039 D 72.82 0.375 09:47:50.472
5 -	32.603	93.2	43.495	79.1	36.451	82.6	1:52.549 D 71.20 2.885 09:49:43.021
6 -	32.461	92.3	41.790	78.3	36.102	84.9	1:50.353 (2) 72.61 0.689 09:51:33.374
7 -	34.500	92.4	41.482	79.1	35.365	86.2	1:51.347 71.96 1.683 09:53:24.721
8 -	32.392	93.5	41.394	80.5	35.878	74.9	1:49.664 (1) 73.07 09:55:14.385

P13 28 MK7 Benjamin DOUGHTY		Fiesta Zetec S (Mk7)					
IDEAL LAP TIME : 1:49.192		BEST LAP TIME : 1:50.219		DIFFERENCE : 1.027			
LAP	SECTOR 1	SECTOR 2	SECTOR 3	LAP TIME	MPH	DIFF	TIME OF DAY
1 -	OUTLAP	86.1	43.496	77.6	37.569	84.7	09:42:13.874
2 -	35.015	91.6	42.879	79.3	36.325	84.0	1:54.219 70.15 4.000 09:44:08.093
3 -	32.828	91.5	42.205	79.7	36.134	83.9	1:51.167 (3) 72.08 0.948 09:45:59.260
4 -	32.958	92.1	42.839	80.3	36.310	84.8	1:52.107 71.48 1.888 09:47:51.367
5 -	32.512	92.8	43.311	80.4	36.307	84.8	1:52.130 71.46 1.911 09:49:43.497
6 -	32.449	92.1	41.788	80.2	35.982	85.3	1:50.219 (1) 72.70 09:51:33.716
7 -	32.786	90.9	41.843	79.8	35.823	84.6	1:50.452 (2) 72.55 0.233 09:53:24.168
8 -	32.115	92.1	41.917	80.5	35.289	84.7	1:49.321 D 73.30 09:55:13.489

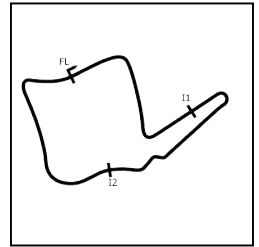
P14 188 MK6 (N) Maggie WEBSTER		Fiesta ST (Mk6)					
IDEAL LAP TIME : 1:48.638		BEST LAP TIME : 1:50.222		DIFFERENCE : 1.584			
LAP	SECTOR 1	SECTOR 2	SECTOR 3	LAP TIME	MPH	DIFF	TIME OF DAY
1 -	OUTLAP	85.2	48.172	74.2	41.830	82.1	09:42:49.178
2 -	34.578	90.3	44.881	77.5	IN PIT		2:02.155 P 65.60 11.933 09:44:51.333
3 -	OUTLAP	90.6	43.339	75.7	37.042	83.8	4:24.827 30.25 2:34.605 09:49:16.160
4 -	34.369	83.2	42.178	77.3	IN PIT		1:58.467 P 67.64 8.245 09:51:14.627
5 -	OUTLAP	87.1	41.571	77.7	35.641	85.4	3:00.726 44.34 1:10.504 09:54:15.353
6 -	31.803	92.1	41.194	78.0	37.225	83.7	1:50.222 (1) 72.70 09:56:05.575

P15 315 MK7 Billy BLOCKLEY		Fiesta Zetec S (Mk7)					
IDEAL LAP TIME : 1:48.712		BEST LAP TIME : 1:51.328		DIFFERENCE : 2.616			
LAP	SECTOR 1	SECTOR 2	SECTOR 3	LAP TIME	MPH	DIFF	TIME OF DAY
1 -	OUTLAP	91.3	42.886	77.4	37.016	83.0	09:42:18.207
2 -	33.226	91.1	42.446	79.2	36.919	83.2	1:52.591 (2) 71.17 1.263 09:44:10.798
3 -	32.829	91.9	41.811	79.6	IN PIT		1:55.405 P 69.43 4.077 09:46:06.203
4 -	OUTLAP	84.4	48.958	78.6	37.324	83.2	4:07.987 32.31 2:16.659 09:50:14.190
5 -	32.826	89.3	42.243	79.0	36.259	84.2	1:51.328 (1) 71.98 09:52:05.518
6 -	32.173	91.4	41.266	80.0	35.854	83.1	1:49.293 D 73.32 09:53:54.811
7 -	32.844	79.3	41.371	80.7	35.273	84.9	1:49.488 D 73.19 09:55:44.299

BRSCC TCR UK Race Day - Oulton Park

BRSCC Fiesta Junior Championship

FREE PRACTICE - SECTOR ANALYSIS



SECTOR 1 = FL to I1, SECTOR 2 = I1 to I2, SECTOR 3 = I2 to FL, DIFF = Difference To Personal Best Lap, P = Crossed Finish Line in Pit Lane, D = Time Disallowed

P16 86 MK7 (N) JACK SANT		Fiesta Zetec S (Mk7)						
IDEAL LAP TIME : 1:50.251		BEST LAP TIME : 1:52.259		DIFFERENCE : 2.008				
LAP	SECTOR 1	SECTOR 2	SECTOR 3	LAP TIME	MPH	DIFF	TIME OF DAY	
1 -	OUTLAP	87.1	44.943	78.1	39.064	83.7	09:42:13.026	
2 -	32.785	92.3	42.947	77.8	36.527	84.3	1:52.259 (1) 71.38 09:44:05.285	
3 -	32.051	92.8	42.381	77.9	36.652	83.7	1:51.084 D 72.14 09:45:56.369	
4 -	32.680	92.4	43.079	77.2	37.179	83.2	1:52.938 (2) 70.95 09:47:49.307	
5 -	33.101	91.9	46.215	77.3	IN PIT		2:04.780 P 64.22 12.521 09:49:54.087	
6 -	OUTLAP	86.8	43.371	78.4	36.494	85.8	3:03.648 43.63 1:11.389 09:52:57.735	
7 -	32.543	80.8	43.919	77.3	36.131	84.9	1:52.593 D 71.17 0.334 09:54:50.328	
8 -	33.690	92.3	42.069	77.9	IN PIT		2:01.767 P 65.81 9.508 09:56:52.095	

P17 16 MK7 (N) Hayden GRAY		Fiesta Zetec S (Mk7)						
IDEAL LAP TIME : 1:52.161		BEST LAP TIME : 1:52.492		DIFFERENCE : 0.331				
LAP	SECTOR 1	SECTOR 2	SECTOR 3	LAP TIME	MPH	DIFF	TIME OF DAY	
1 -	OUTLAP	85.2	45.116	40.192	83.4		09:42:13.703	
2 -	35.299	84.7	43.485	38.167	82.8	1:56.951	68.52 4.459 09:44:10.654	
3 -	34.401	89.2	43.423	IN PIT		2:06.483 P 63.35 13.991 09:46:17.137		
4 -	OUTLAP	87.2	43.974	38.739	82.9	4:03.963	32.84 2:11.471 09:50:21.100	
5 -	34.497	88.0	43.699	37.507	83.5	1:55.703 (3)	69.26 3.211 09:52:16.803	
6 -	33.420	88.5	42.380	36.791	84.6	1:52.591 (2)	71.17 0.099 09:54:09.394	
7 -	33.661	86.5	41.950	36.881	83.8	1:52.492 (1)	71.23 09:56:01.886	

P18 94 MK7 Jacob HODGKISS		Fiesta Zetec S (Mk7)						
IDEAL LAP TIME : 1:50.980		BEST LAP TIME : 1:53.619		DIFFERENCE : 2.639				
LAP	SECTOR 1	SECTOR 2	SECTOR 3	LAP TIME	MPH	DIFF	TIME OF DAY	
1 -	OUTLAP	91.8	43.059	79.7	38.819	81.6	09:42:33.479	
2 -	34.138	92.5	42.482	79.8	36.999	85.7	1:53.619 (1) 70.53 09:44:27.098	
3 -	32.880	93.7	41.101	80.5	IN PIT		2:08.221 P 62.49 14.602 09:46:35.319	

P19 55 MK7 (N) Bobby HOLMES		Fiesta Zetec S (Mk7)						
IDEAL LAP TIME : 1:53.578		BEST LAP TIME : 1:54.232		DIFFERENCE : 0.654				
LAP	SECTOR 1	SECTOR 2	SECTOR 3	LAP TIME	MPH	DIFF	TIME OF DAY	
1 -	OUTLAP	85.3	45.727	73.4	39.836	82.4	09:42:33.049	
2 -	34.754	87.0	45.063	75.6	37.973	82.3	1:57.790 68.03 3.558 09:44:30.839	
3 -	33.477	89.4	44.595	74.2	38.154	81.6	1:56.226 68.94 1.994 09:46:27.065	
4 -	34.199	88.4	44.101	74.7	37.450	82.0	1:55.750 (3) 69.23 1.518 09:48:22.815	
5 -	33.650	89.1	43.606	75.8	37.916	82.6	1:55.172 (2) 69.57 0.940 09:50:17.987	
6 -	33.844	88.3	42.752	76.2	37.636	82.4	1:54.232 (1) 70.15 09:52:12.219	
7 -	33.376	88.3	44.357	74.5	38.345	81.9	1:56.078 D 69.03 1.846 09:54:08.297	
8 -	34.618	82.8	44.573	74.6	38.667	81.7	1:57.858 D 67.99 3.626 09:56:06.155	

P20 33 MK7 (N) Aaron BEATTIE		Fiesta Zetec S (Mk7)						
IDEAL LAP TIME : 2:37.276		BEST LAP TIME :		DIFFERENCE :				
LAP	SECTOR 1	SECTOR 2	SECTOR 3	LAP TIME	MPH	DIFF	TIME OF DAY	
1 -	OUTLAP	87.1	43.867	77.6	36.999	84.7	09:42:23.739	
2 -	1:16.410	65.2	50.911	73.2	IN PIT		3:01.605 P 44.12 09:45:25.344	

BRSCC TCR UK Race Day - Oulton Park

BRSCC Fiesta Junior Championship

FREE PRACTICE - BEST SECTORS

SECTOR 1			SECTOR 2			SECTOR 3			IDEAL / BEST COMPARISON						
POS	NO	NAME	TIME	NO	NAME	TIME	NO	NAME	TIME	POS	NO	NAME	IDEAL	BEST	DIFF
													PERFECT LAP	1:44.825	
1	272	O'NEILL-GOING	30.780	272	O'NEILL-GOING	39.798	272	O'NEILL-GOING	34.247	1	272	O'NEILL-GOING	1:44.825	1:44.897	0.072
2	88	GARFORD	30.803	21	HARFIELD	39.821	88	GARFORD	34.353	2	21	HARFIELD	1:45.130	1:45.130	0.000
3	21	HARFIELD	30.814	88	GARFORD	40.074	85	MASON	34.485	3	88	GARFORD	1:45.230	1:46.094	0.864
4	12	MERRITT	30.898	169	CLIFFORD	40.205	12	MERRITT	34.489	4	12	MERRITT	1:45.844	1:45.844	0.000
5	138	FOOTE	30.969	85	MASON	40.388	21	HARFIELD	34.495	5	138	FOOTE	1:46.064	1:46.438	0.374
6	26	LESLIE	31.067	138	FOOTE	40.400	138	FOOTE	34.695	6	85	MASON	1:46.068	1:46.103	0.035
7	194	BURGESS	31.111	12	MERRITT	40.457	26	LESLIE	34.897	7	26	LESLIE	1:46.514	1:46.514	0.000
8	85	MASON	31.195	26	LESLIE	40.550	194	BURGESS	35.035	8	169	CLIFFORD	1:46.570	1:46.956	0.386
9	169	CLIFFORD	31.300	194	BURGESS	40.821	169	CLIFFORD	35.065	9	194	BURGESS	1:46.967	1:46.967	0.000
10	144	FOXLOW	31.365	144	FOXLOW	41.024	144	FOXLOW	35.093	10	144	FOXLOW	1:47.482	1:47.482	0.000
11	188	WEBSTER	31.803	94	HODGKISS	41.101	315	BLOCKLEY	35.273	11	188	WEBSTER	1:48.638	1:50.222	1.584
12	86	SANT	32.051	188	WEBSTER	41.194	28	DOUGHTY	35.289	12	315	BLOCKLEY	1:48.712	1:51.328	2.616
13	28	DOUGHTY	32.115	315	BLOCKLEY	41.266	29	WATTS	35.365	13	29	WATTS	1:49.136	1:49.664	0.528
14	315	BLOCKLEY	32.173	29	WATTS	41.394	188	WEBSTER	35.641	14	28	DOUGHTY	1:49.192	1:50.219	1.027
15	29	WATTS	32.377	28	DOUGHTY	41.788	86	SANT	36.131	15	86	SANT	1:50.251	1:52.259	2.008
16	94	HODGKISS	32.880	16	GRAY	41.950	16	GRAY	36.791	16	94	HODGKISS	1:50.980	1:53.619	2.639
17	55	HOLMES	33.376	86	SANT	42.069	94	HODGKISS	36.999	17	16	GRAY	1:52.161	1:52.492	0.331
18	16	GRAY	33.420	55	HOLMES	42.752	33	BEATTIE	36.999	18	55	HOLMES	1:53.578	1:54.232	0.654
19	33	BEATTIE	1:16.410	33	BEATTIE	43.867	55	HOLMES	37.450	19	33	BEATTIE	2:37.276		
20										20	43	SUTTON		1:49.010	
21															

BRSCC TCR UK Race Day - Oulton Park

BRSCC Fiesta Junior Championship

FREE PRACTICE - BEST SPEEDS

POS	INTERMEDIATE 1			INTERMEDIATE 2			FINISH LINE		
	NO	NAME	MPH	NO	NAME	MPH	NO	NAME	MPH
1	272	O'NEILL-GOING	95.7	21	HARFIELD	83.7	272	O'NEILL-GOING	87.9
2	169	CLIFFORD	95.5	85	MASON	81.7	12	MERRITT	87.6
3	12	MERRITT	95.4	272	O'NEILL-GOING	81.3	85	MASON	87.3
4	21	HARFIELD	95.1	138	FOOTE	81.3	21	HARFIELD	86.8
5	88	GARFORD	94.7	12	MERRITT	81.2	169	CLIFFORD	86.4
6	26	LESLIE	94.7	88	GARFORD	81.2	88	GARFORD	86.2
7	138	FOOTE	94.1	194	BURGESS	80.9	29	WATTS	86.2
8	194	BURGESS	93.9	315	BLOCKLEY	80.7	138	FOOTE	86.0
9	144	FOXLOW	93.7	169	CLIFFORD	80.5	144	FOXLOW	86.0
10	29	WATTS	93.7	29	WATTS	80.5	86	SANT	85.8
11	94	HODGKISS	93.7	28	DOUGHTY	80.5	94	HODGKISS	85.7
12	85	MASON	93.4	94	HODGKISS	80.5	26	LESLIE	85.5
13	28	DOUGHTY	92.8	144	FOXLOW	80.4	188	WEBSTER	85.4
14	86	SANT	92.8	26	LESLIE	79.6	194	BURGESS	85.3
15	188	WEBSTER	92.1	86	SANT	78.4	28	DOUGHTY	85.3
16	315	BLOCKLEY	91.9	188	WEBSTER	78.0	315	BLOCKLEY	84.9
17	55	HOLMES	89.4	33	BEATTIE	77.6	33	BEATTIE	84.7
18	16	GRAY	89.2	55	HOLMES	76.2	16	GRAY	84.6
19	87	DAVIES	88.6				55	HOLMES	82.6
20	33	BEATTIE	87.1						
21									

BRSCC TCR UK Race Day - Oulton Park

BRSCC Fiesta Junior Championship

FREE PRACTICE - STATISTICS

Competitors Started	21
Planned Start	2024-06-08 @ 09:40:00.000
Actual Start	2024-06-08 @ 09:40:06.124
Finish Time	2024-06-08 @ 09:55:09.692
Track Length	2.2260mi.
Total Laps	141
Total Distance Covered	313.8660mi.

Session Fastest Lap History

NO	CL	NAME	LAP TIME	TIME OF DAY	LAP	VEHICLE
86	MK7 (N)	JACK SANT	1:52.259	09:44:05.291	2	Fiesta Zetec S (Mk7)
43	MK7 (N)	Daniella SUTTON	1:51.911	09:44:06.501	2	Fiesta Zetec S (Mk7)
28	MK7	Benjamin DOUGHTY	1:51.167	09:45:59.260	3	Fiesta Zetec S (Mk7)
29	MK7 (N)	Joshua WATTS	1:50.566	09:46:00.438	3	Fiesta Zetec S (Mk7)
21	MK7 (N)	Tommy HARFIELD	1:49.400	09:46:32.988	3	Fiesta Zetec S (Mk7)
26	MK7 (N)	Finn LESLIE	1:49.164	09:47:41.811	4	Fiesta Zetec S (Mk7)
88	MK7 (N)	Alfie GARFORD	1:48.825	09:48:19.091	4	Fiesta Zetec S (Mk7)
272	MK6 (N)	Jenson O'NEILL-GOING	1:47.617	09:48:55.633	3	Fiesta ST (Mk6)
88	MK7 (N)	Alfie GARFORD	1:47.285	09:50:06.375	5	Fiesta Zetec S (Mk7)
21	MK7 (N)	Tommy HARFIELD	1:47.049	09:50:09.969	5	Fiesta Zetec S (Mk7)
88	MK7 (N)	Alfie GARFORD	1:46.368	09:51:52.743	6	Fiesta Zetec S (Mk7)
21	MK7 (N)	Tommy HARFIELD	1:45.897	09:51:55.859	6	Fiesta Zetec S (Mk7)
272	MK6 (N)	Jenson O'NEILL-GOING	1:45.425	09:52:26.942	5	Fiesta ST (Mk6)
21	MK7 (N)	Tommy HARFIELD	1:45.406	09:53:41.267	7	Fiesta Zetec S (Mk7)
272	MK6 (N)	Jenson O'NEILL-GOING	1:44.897	09:54:11.840	6	Fiesta ST (Mk6)

Flag History

TYPE	TIME OF DAY
GREEN	09:40:06.124
FINISH	09:55:09.692

Flag Statistics

TYPE	COUNT	TOTAL LAPS	TOTAL TIME
Green	1	9	18:06.970
Red	0	0	0.000
Safety Car	0	0	0.000
FCY	0	0	0.000

BRSCC TCR UK Race Day - Oulton Park

BRSCC Fiesta Junior Championship

FREE PRACTICE - STATISTICS

CLASS : MK6 (N)

3 Starters

Fastest Lap History

NO	NAME	LAP TIME	TIME OF DAY	LAP	VEHICLE
272	Jenson O'NEILL-GOING	1:47.617	09:48:55.633	3	Fiesta ST (Mk6)
272	Jenson O'NEILL-GOING	1:45.425	09:52:26.942	5	Fiesta ST (Mk6)
272	Jenson O'NEILL-GOING	1:44.897	09:54:11.840	6	Fiesta ST (Mk6)

BRSCC TCR UK Race Day - Oulton Park

BRSCC Fiesta Junior Championship

FREE PRACTICE - STATISTICS

CLASS : MK7

5 Starters

Fastest Lap History

NO	NAME	LAP TIME	TIME OF DAY	LAP	VEHICLE
28	Benjamin DOUGHTY	1:54.219	09:44:08.094	2	Fiesta Zetec S (Mk7)
315	Billy BLOCKLEY	1:52.591	09:44:10.792	2	Fiesta Zetec S (Mk7)
28	Benjamin DOUGHTY	1:51.167	09:45:59.260	3	Fiesta Zetec S (Mk7)
28	Benjamin DOUGHTY	1:50.219	09:51:33.718	6	Fiesta Zetec S (Mk7)
144	George FOXLOW	1:49.777	09:52:13.210	5	Fiesta Zetec S (Mk7)
85	Jenson MASON	1:46.103	09:53:24.861	6	Fiesta Zetec S (Mk7)

BRSCC TCR UK Race Day - Oulton Park

BRSCC Fiesta Junior Championship

FREE PRACTICE - STATISTICS

CLASS : MK7 (N)

13 Starters

Fastest Lap History

NO	NAME	LAP TIME	TIME OF DAY	LAP	VEHICLE
86	JACK SANT	1:52.259	09:44:05.291	2	Fiesta Zetec S (Mk7)
43	Daniella SUTTON	1:51.911	09:44:06.501	2	Fiesta Zetec S (Mk7)
29	Joshua WATTS	1:50.566	09:46:00.438	3	Fiesta Zetec S (Mk7)
21	Tommy HARFIELD	1:49.400	09:46:32.988	3	Fiesta Zetec S (Mk7)
26	Finn LESLIE	1:49.164	09:47:41.811	4	Fiesta Zetec S (Mk7)
88	Alfie GARFORD	1:48.825	09:48:19.091	4	Fiesta Zetec S (Mk7)
12	Thomas MERRITT	1:48.315	09:49:57.725	5	Fiesta Zetec S (Mk7)
88	Alfie GARFORD	1:47.285	09:50:06.375	5	Fiesta Zetec S (Mk7)
21	Tommy HARFIELD	1:47.049	09:50:09.969	5	Fiesta Zetec S (Mk7)
88	Alfie GARFORD	1:46.368	09:51:52.743	6	Fiesta Zetec S (Mk7)
21	Tommy HARFIELD	1:45.897	09:51:55.859	6	Fiesta Zetec S (Mk7)
21	Tommy HARFIELD	1:45.406	09:53:41.267	7	Fiesta Zetec S (Mk7)
21	Tommy HARFIELD	1:45.130	09:55:26.397	8	Fiesta Zetec S (Mk7)

BRSCC TCR UK Race Day - Oulton Park

BRSCC Fiesta Junior Championship

QUALIFYING - RACE 6 - CLASSIFICATION

POS	NO	CL	PIC	NAME	ENTRY	TIME	ON	LAPS	GAP	DIFF	MPH
1	94*	MK7	1	Jacob HODGKISS	Fiesta Zetec S (Mk7)	1:43.932	3	9			77.10
2	21*	MK7 (N)	1	Tommy HARFIELD	Fiesta Zetec S (Mk7)	1:44.013	3	8	0.081	0.081	77.04
3	272*	MK6 (N)	1	Jenson O'NEILL-GOING	Fiesta ST (Mk6)	1:44.344	4	7	0.412	0.331	76.79
4	26	MK7 (N)	2	Finn LESLIE	Fiesta Zetec S (Mk7)	1:44.487	5	9	0.555	0.143	76.69
5	88*	MK7 (N)	3	Alfie GARFORD	Fiesta Zetec S (Mk7)	1:44.840	9	9	0.908	0.353	76.43
6	12*	MK7 (N)	4	Thomas MERRITT	Fiesta Zetec S (Mk7)	1:44.875	3	9	0.943	0.035	76.41
7	144*	MK7	2	George FOXLOW	Fiesta Zetec S (Mk7)	1:44.975	9	9	1.043	0.100	76.33
8	85*	MK7	3	Jenson MASON	Fiesta Zetec S (Mk7)	1:45.100	7	7	1.168	0.125	76.24
9	28*	MK7	4	Benjamin DOUGHTY	Fiesta Zetec S (Mk7)	1:45.182	9	9	1.250	0.082	76.18
10	138*	MK7 (N)	5	Henry FOOTE	Fiesta Zetec S (Mk7)	1:45.331	4	9	1.399	0.149	76.08
11	169*	MK6 (N)	2	Callie CLIFFORD	Fiesta ST (Mk6)	1:45.473	7	8	1.541	0.142	75.97
12	43*	MK7 (N)	6	Daniella SUTTON	Fiesta Zetec S (Mk7)	1:45.596	6	9	1.664	0.123	75.88
13	29*	MK7 (N)	7	Joshua WATTS	Fiesta Zetec S (Mk7)	1:45.673	4	8	1.741	0.077	75.83
14	194*	MK7 (N)	8	Jack BURGESS	Fiesta Zetec S (Mk7)	1:45.895	3	9	1.963	0.222	75.67
15	188*	MK6 (N)	3	Maggie WEBSTER	Fiesta ST (Mk6)	1:46.451	8	8	2.519	0.556	75.27
16	315*	MK7	5	Billy BLOCKLEY	Fiesta Zetec S (Mk7)	1:46.483	8	9	2.551	0.032	75.25
17	87*	MK7 (N)	9	Archie DAVIES	Fiesta Zetec S (Mk7)	1:46.686	3	6	2.754	0.203	75.11
18	69*	MK7 (N)	10	Harry LINDLEY	Fiesta Zetec S (Mk7)	1:47.101	6	8	3.169	0.415	74.82
19	86	MK7 (N)	11	JACK SANT	Fiesta Zetec S (Mk7)	1:47.293	5	8	3.361	0.192	74.68
20	16	MK7 (N)	12	Hayden GRAY	Fiesta Zetec S (Mk7)	1:48.659	7	8	4.727	1.366	73.74
21	33	MK7 (N)	13	Aaron BEATTIE	Fiesta Zetec S (Mk7)	1:48.893	4	5	4.961	0.234	73.59
22	55	MK7 (N)	14	Bobby HOLMES	Fiesta Zetec S (Mk7)	1:50.268	5	8	6.336	1.375	72.67

Comments:

No. 28, 29, 69, 138, 169, 188 - 1 Lap time disallowed; exceeding track limits.

No. 85, 94, 144, 194, 315 - 2 Lap times disallowed; exceeding track limits.

No. 12, 21, 87, 272 - 3 Lap times disallowed; exceeding track limits.

No. 43, 88 - 4 Lap times disallowed; exceeding track limits.

Weather / Track : Cloudy / Dry

These results are provisional until the conclusion of any judicial and technical matters.

Date: 08/06/2024 Start: 11:29 Finish: 11:44

Oulton Park Island: 2.2260 miles

Clerk Of Course: Paul Levitt	Stewards:	Timekeeper: Richard Lomax	
------------------------------	-----------	---------------------------	--

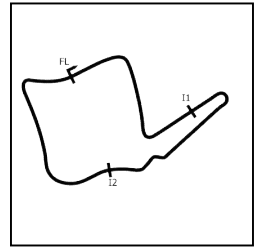
Results can be found at www.tsl-timing.com

Printed - 12:19 Saturday, 08 June 2024

BRSCC TCR UK Race Day - Oulton Park

BRSCC Fiesta Junior Championship

QUALIFYING - RACE 6 - SECTOR ANALYSIS



SECTOR 1 = FL to I1, SECTOR 2 = I1 to I2, SECTOR 3 = I2 to FL, DIFF = Difference To Personal Best Lap, P = Crossed Finish Line in Pit Lane, D = Time Disallowed

P1		94 MK7		Jacob HODGISS		Fiesta Zetec S (Mk7)				
IDEAL LAP TIME : 1:43.840		BEST LAP TIME : 1:43.932		DIFFERENCE : 0.092						
LAP	SECTOR 1	SECTOR 2		SECTOR 3		LAP TIME	MPH	DIFF	TIME OF DAY	
1 -	OUTLAP	88.4	42.573	81.2	34.530	85.5			11:31:48.209	
2 -	30.475	95.3	39.882	81.6	34.221	86.4	1:44.578 (2)	76.62	0.646	11:33:32.787
3 -	29.994	96.5	39.756	81.3	34.182	85.7	1:43.932 (1)	77.10		11:35:16.719
4 -	30.360	95.5	40.214	82.2	34.090	86.8	1:44.664 (3)	76.56	0.732	11:37:01.383
5 -	30.532	95.3	39.907	81.8	34.708	86.1	1:45.147	76.21	1.215	11:38:46.530
6 -	30.602	94.1	40.366	80.7	34.794	87.2	1:45.762	75.77	1.830	11:40:32.292
7 -	30.369	96.1	40.112	81.8	34.460	83.0	1:44.944 D	76.36	1.009	11:42:17.233
8 -	30.723	94.1	44.396	75.5	34.873	87.1	1:49.992	72.85	6.060	11:44:07.225
9 -	30.464	95.1	39.825	81.4	34.119	87.4	1:44.408 D	76.75	0.476	11:45:51.633

P2		21 MK7 (N)		Tommy HARFIELD		Fiesta Zetec S (Mk7)				
IDEAL LAP TIME : 1:43.927		BEST LAP TIME : 1:44.013		DIFFERENCE : 0.086						
LAP	SECTOR 1	SECTOR 2		SECTOR 3		LAP TIME	MPH	DIFF	TIME OF DAY	
1 -	OUTLAP	90.5	41.703	61.8	41.861	84.6				11:31:37.402
2 -	30.603	95.0	39.755	81.5	34.277	86.1	1:44.635 D	76.58	0.622	11:33:22.037
3 -	30.284	96.0	39.512	82.0	34.217	85.8	1:44.013 (1)	77.04		11:35:06.050
4 -	30.507	94.5	41.054	79.7	34.483	85.5	1:46.044 (3)	75.56	2.031	11:36:52.094
5 -	30.464	94.5	39.739	82.1	34.277	87.0	1:44.480 D	76.69	0.467	11:38:36.574
6 -	30.242	93.2	39.778	82.1	34.446	86.3	1:44.466 (2)	76.71	0.453	11:40:21.040
7 -	30.198	94.6	39.949	81.9	34.538	86.8	1:44.685 D	76.54	0.672	11:42:05.725
8 -	30.390	93.8	40.264	80.2	IN PIT		1:50.830 P	72.30	6.817	11:43:56.555

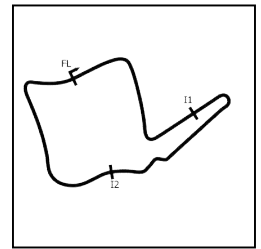
P3		272 MK6 (N)		Jenson O'NEILL-GOING		Fiesta ST (Mk6)				
IDEAL LAP TIME : 1:43.593		BEST LAP TIME : 1:44.344		DIFFERENCE : 0.751						
LAP	SECTOR 1	SECTOR 2		SECTOR 3		LAP TIME	MPH	DIFF	TIME OF DAY	
1 -	OUTLAP	51.6	58.783	45.2	44.366	86.5				11:32:50.703
2 -	30.566	95.8	39.558	81.1	34.301	87.1	1:44.425 (2)	76.74	0.081	11:34:35.128
3 -	30.337	95.1	39.549	81.3	34.303	87.3	1:44.189 D	76.91		11:36:19.317
4 -	30.428	95.4	39.506	81.6	34.410	87.2	1:44.344 (1)	76.79		11:38:03.661
5 -	30.082	95.8	39.459	81.1	IN PIT		1:48.932 P	73.56	4.588	11:39:52.593
6 -	OUTLAP	68.4	1:00.136	49.0	38.109	87.6	2:51.059 D	46.84	1:06.715	11:42:43.652
7 -	30.483	95.3	39.474	81.6	34.052	87.9	1:44.009 D	77.04		11:44:27.661

P4		26 MK7 (N)		Finn LESLIE		Fiesta Zetec S (Mk7)				
IDEAL LAP TIME : 1:44.430		BEST LAP TIME : 1:44.487		DIFFERENCE : 0.057						
LAP	SECTOR 1	SECTOR 2		SECTOR 3		LAP TIME	MPH	DIFF	TIME OF DAY	
1 -	OUTLAP	89.3	42.844	79.4	36.505	83.1				11:31:24.357
2 -	31.262	94.3	40.471	80.2	34.967	84.4	1:46.700	75.10	2.213	11:33:11.057
3 -	30.808	94.9	40.113	79.7	34.406	84.8	1:45.327	76.08	0.840	11:34:56.384
4 -	30.393	94.5	40.007	79.7	34.252	85.3	1:44.652 (2)	76.57	0.165	11:36:41.036
5 -	30.371	94.2	39.861	80.4	34.255	86.3	1:44.487 (1)	76.69		11:38:25.523
6 -	30.400	95.0	40.191	80.9	34.601	86.1	1:45.192	76.18	0.705	11:40:10.715
7 -	30.586	94.3	39.883	80.2	34.502	85.3	1:44.971	76.34	0.484	11:41:55.686
8 -	30.520	94.5	40.022	80.4	34.325	85.4	1:44.867 (3)	76.41	0.380	11:43:40.553
9 -	30.317	95.5	40.431	78.9	34.846	86.2	1:45.594	75.89	1.107	11:45:26.147

BRSCC TCR UK Race Day - Oulton Park

BRSCC Fiesta Junior Championship

QUALIFYING - RACE 6 - SECTOR ANALYSIS



SECTOR 1 = FL to I1, SECTOR 2 = I1 to I2, SECTOR 3 = I2 to FL, DIFF = Difference To Personal Best Lap, P = Crossed Finish Line in Pit Lane, D = Time Disallowed

P5		88 MK7 (N) Alfie GARFORD		Fiesta Zetec S (Mk7)						
IDEAL LAP TIME : 1:44.745		BEST LAP TIME : 1:44.840		DIFFERENCE : 0.095						
LAP	SECTOR 1	SECTOR 2		SECTOR 3		LAP TIME	MPH	DIFF	TIME OF DAY	
1 -	OUTLAP	87.7	41.566	80.6	36.143	83.8			11:31:43.735	
2 -	31.121	92.5	40.218	80.6	34.906	85.0	1:46.245 (3)	75.42	1.405	11:33:29.980
3 -	30.512	94.7	40.111	80.8	34.422	85.7	1:45.045 D	76.28	0.205	11:35:15.025
4 -	30.693	92.9	40.269	81.1	34.330	85.7	1:45.292 (2)	76.10	0.452	11:37:00.317
5 -	30.756	93.8	40.057	80.4	34.272	85.5	1:45.085 D	76.25	0.245	11:38:45.402
6 -	31.901	90.8	40.469	81.6	34.960	87.4	1:47.330 D	74.66	2.490	11:40:32.732
7 -	30.528	94.5	40.068	81.6	34.252	86.3	1:44.848 D	76.43	0.008	11:42:17.580
8 -	30.593	94.6	42.095	81.2	34.420	86.3	1:47.108	74.81	2.268	11:44:04.688
9 -	30.447	95.0	40.046	81.4	34.347	86.8	1:44.840 (1)	76.43		11:45:49.528

P6		12 MK7 (N) Thomas MERRITT		Fiesta Zetec S (Mk7)						
IDEAL LAP TIME : 1:44.731		BEST LAP TIME : 1:44.875		DIFFERENCE : 0.144						
LAP	SECTOR 1	SECTOR 2		SECTOR 3		LAP TIME	MPH	DIFF	TIME OF DAY	
1 -	OUTLAP	91.0	40.978	80.7	36.148	85.5			11:32:02.316	
2 -	30.986	94.5	40.113	80.4	34.550	85.4	1:45.649 (3)	75.85	0.774	11:33:47.965
3 -	30.335	95.4	39.996	81.1	34.544	84.7	1:44.875 (1)	76.41		11:35:32.840
4 -	30.614	93.3	40.076	81.0	34.571	86.1	1:45.264 D	76.13	0.386	11:37:18.101
5 -	30.361	94.5	40.077	80.1	34.501	85.3	1:44.939 (2)	76.36	0.064	11:39:03.040
6 -	30.592	93.2	40.301	80.2	34.622	86.2	1:45.515 D	75.94	0.640	11:40:48.555
7 -	30.441	94.6	40.441	80.6	34.400	85.8	1:45.282 D	76.11	0.407	11:42:33.837
8 -	30.624	94.9	41.999	76.9	39.086	85.4	1:51.709	71.73	6.834	11:44:25.546
9 -	30.466	95.0	40.795	80.2	34.665	86.9	1:45.926	75.65	1.051	11:46:11.472

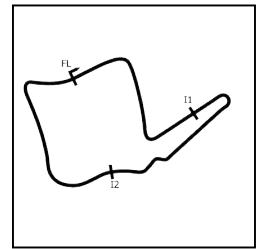
P7		144 MK7 George FOXLOW		Fiesta Zetec S (Mk7)						
IDEAL LAP TIME : 1:44.827		BEST LAP TIME : 1:44.975		DIFFERENCE : 0.148						
LAP	SECTOR 1	SECTOR 2		SECTOR 3		LAP TIME	MPH	DIFF	TIME OF DAY	
1 -	OUTLAP	88.0	42.791	78.7	37.091	85.1			11:31:40.373	
2 -	31.066	93.8	40.668	79.5	34.695	85.9	1:46.429	75.29	1.454	11:33:26.802
3 -	30.988	91.9	40.820	80.1	35.375	85.3	1:47.183 D	74.76	2.208	11:35:13.985
4 -	30.761	92.9	40.318	79.9	35.185	83.1	1:46.264 (2)	75.41	1.289	11:37:00.249
5 -	32.109	94.9	40.314	80.5	34.338	86.5	1:46.761	75.06	1.786	11:38:47.010
6 -	30.496	92.0	41.162	79.7	34.998	86.0	1:46.656	75.13	1.681	11:40:33.666
7 -	30.335	94.2	40.654	79.8	34.541	85.0	1:45.530 D	75.93	0.555	11:42:19.196
8 -	30.605	93.0	41.019	80.4	34.704	86.1	1:46.328 (3)	75.36	1.353	11:44:05.524
9 -	30.437	95.3	40.154	80.7	34.384	86.4	1:44.975 (1)	76.33		11:45:50.499

P8		85 MK7 Jenson MASON		Fiesta Zetec S (Mk7)						
IDEAL LAP TIME : 1:44.979		BEST LAP TIME : 1:45.100		DIFFERENCE : 0.121						
LAP	SECTOR 1	SECTOR 2		SECTOR 3		LAP TIME	MPH	DIFF	TIME OF DAY	
1 -	OUTLAP	85.9	43.377	72.6	36.748	84.6			11:32:19.697	
2 -	30.969	92.4	40.204	81.0	34.997	85.4	1:46.170 (3)	75.47	1.070	11:34:05.867
3 -	31.016	92.1	40.125	81.2	34.701	85.9	1:45.842 (2)	75.71	0.742	11:35:51.709
4 -	30.736	93.0	40.120	81.6	IN PIT		1:48.549 P	73.82	3.449	11:37:40.258
5 -	OUTLAP	92.4	40.332	81.2	34.539	86.8	3:43.387	35.87	1:58.287	11:41:23.645
6 -	30.669	93.3	40.278	81.5	34.369	86.5	1:45.346 D	76.09	0.216	11:43:08.961
7 -	30.559	94.2	40.241	81.3	34.300	87.1	1:45.100 (1)	76.24		11:44:54.061

BRSCC TCR UK Race Day - Oulton Park

BRSCC Fiesta Junior Championship

QUALIFYING - RACE 6 - SECTOR ANALYSIS



SECTOR 1 = FL to I1, SECTOR 2 = I1 to I2, SECTOR 3 = I2 to FL, DIFF = Difference To Personal Best Lap, P = Crossed Finish Line in Pit Lane, D = Time Disallowed

P9		28 MK7		Benjamin DOUGHTY		Fiesta Zetec S (Mk7)				
IDEAL LAP TIME : 1:44.815		BEST LAP TIME : 1:45.182		DIFFERENCE : 0.367						
LAP	SECTOR 1	SECTOR 2		SECTOR 3		LAP TIME	MPH	DIFF	TIME OF DAY	
1 -	OUTLAP	87.8	41.357	80.5	35.219	85.9			11:31:42.396	
2 -	31.243	92.3	40.188	82.1	34.306	86.4	1:45.737	75.78	0.555	11:33:28.133
3 -	30.688	95.4	40.013	81.4	34.648	84.9	1:45.349	76.06	0.167	11:35:13.482
4 -	31.878	92.5	40.076	82.2	34.873	82.8	1:46.827	75.01	1.645	11:37:00.309
5 -	31.081	95.0	40.085	81.7	34.120	86.5	1:45.286 (3)	76.11	0.104	11:38:45.595
6 -	31.163	92.1	40.380	81.5	34.427	85.4	1:45.970	75.62	0.788	11:40:31.565
7 -	30.771	93.5	40.093	82.1	34.410	84.7	1:45.274 (2)	76.12	0.092	11:42:16.839
8 -	31.159	79.6	41.538	80.8	34.433	85.8	1:47.130 D	74.80	1.948	11:44:03.969
9 -	30.682	93.4	40.161	81.8	34.339	86.0	1:45.182 (1)	76.18		11:45:49.151

P10		138 MK7 (N)		Henry FOOTE		Fiesta Zetec S (Mk7)				
IDEAL LAP TIME : 1:44.654		BEST LAP TIME : 1:45.331		DIFFERENCE : 0.677						
LAP	SECTOR 1	SECTOR 2		SECTOR 3		LAP TIME	MPH	DIFF	TIME OF DAY	
1 -	OUTLAP	87.1	41.056	79.8	35.785	86.0			11:31:41.844	
2 -	34.620	79.1	40.492	79.8	34.718	85.5	1:49.830	72.96	4.499	11:33:31.674
3 -	30.470	95.4	41.466	80.2	35.372	85.4	1:47.308	74.67	1.977	11:35:18.982
4 -	30.654	93.7	40.150	79.3	34.527	85.3	1:45.331 (1)	76.08		11:37:04.313
5 -	30.322	94.6	39.997	81.6	34.335	86.2	1:44.654 D	76.57		11:38:48.967
6 -	32.620	87.8	41.035	80.9	35.032	84.3	1:48.687	73.73	3.356	11:40:37.654
7 -	30.438	93.9	40.397	81.2	34.634	85.3	1:45.469 (2)	75.98	0.138	11:42:23.123
8 -	30.852	93.2	40.174	79.7	34.787	85.1	1:45.813 (3)	75.73	0.482	11:44:08.936
9 -	30.433	95.0	1:17.563	74.5	35.084	85.1	2:23.080	56.00	37.749	11:46:32.016

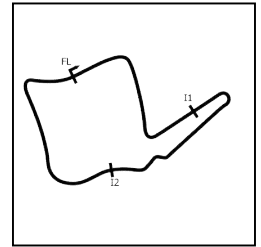
P11		169 MK6 (N)		Callie CLIFFORD		Fiesta ST (Mk6)				
IDEAL LAP TIME : 1:45.044		BEST LAP TIME : 1:45.473		DIFFERENCE : 0.429						
LAP	SECTOR 1	SECTOR 2		SECTOR 3		LAP TIME	MPH	DIFF	TIME OF DAY	
1 -	OUTLAP	81.8	42.357	79.7	36.154	84.9			11:32:11.386	
2 -	31.237	95.1	41.009	80.2	35.467	85.4	1:47.713	74.39	2.240	11:33:59.099
3 -	31.434	95.3	40.024	79.9	34.652	85.9	1:46.110 (3)	75.52	0.637	11:35:45.209
4 -	30.574	95.7	41.353	80.1	35.357	85.5	1:47.284	74.69	1.811	11:37:32.493
5 -	31.148	93.7	40.204	79.5	34.773	85.9	1:46.125	75.51	0.652	11:39:18.618
6 -	30.463	95.1	40.449	79.7	34.730	86.1	1:45.642 (2)	75.85	0.169	11:41:04.260
7 -	30.459	95.0	40.436	79.7	34.578	85.9	1:45.473 (1)	75.97		11:42:49.733
8 -	30.442	94.7	40.301	79.7	34.613	86.0	1:45.356 D	76.06		11:44:35.089

P12		43 MK7 (N)		Daniella SUTTON		Fiesta Zetec S (Mk7)				
IDEAL LAP TIME : 1:45.383		BEST LAP TIME : 1:45.596		DIFFERENCE : 0.213						
LAP	SECTOR 1	SECTOR 2		SECTOR 3		LAP TIME	MPH	DIFF	TIME OF DAY	
1 -	OUTLAP	87.9	42.400	77.4	37.287	86.2			11:31:40.903	
2 -	31.161	94.6	40.916	80.1	34.704	86.5	1:46.781 (3)	75.04	1.185	11:33:27.684
3 -	30.950	94.7	40.861	79.8	34.765	86.4	1:46.576 D	75.19	0.980	11:35:14.260
4 -	31.688	84.0	41.050	80.4	35.413	86.1	1:48.151	74.09	2.555	11:37:02.411
5 -	30.704	94.9	40.759	80.6	34.544	85.8	1:46.007 D	75.59	0.411	11:38:48.418
6 -	30.670	93.4	40.253	81.5	34.673	87.1	1:45.596 (1)	75.88		11:40:34.014
7 -	30.721	93.7	40.447	81.4	34.622	86.3	1:45.790 D	75.75	0.194	11:42:19.804
8 -	30.586	95.0	40.779	79.6	34.924	86.1	1:46.289 (2)	75.39	0.693	11:44:06.093
9 -	30.923	94.7	41.795	78.5	35.291	84.7	1:48.009 D	74.19	2.413	11:45:54.102

BRSCC TCR UK Race Day - Oulton Park

BRSCC Fiesta Junior Championship

QUALIFYING - RACE 6 - SECTOR ANALYSIS



SECTOR 1 = FL to I1, SECTOR 2 = I1 to I2, SECTOR 3 = I2 to FL, DIFF = Difference To Personal Best Lap, P = Crossed Finish Line in Pit Lane, D = Time Disallowed

P13 29 MK7 (N) Joshua WATTS		Fiesta Zetec S (Mk7)								
IDEAL LAP TIME : 1:45.193		BEST LAP TIME : 1:45.673		DIFFERENCE : 0.480						
LAP	SECTOR 1	SECTOR 2		SECTOR 3		LAP TIME	MPH	DIFF	TIME OF DAY	
1 -	OUTLAP	87.1	44.400	74.4	36.973	83.2			11:31:39.587	
2 -	31.229	93.4	40.525	80.4	34.979	84.7	1:46.733 (3)	75.08	1.060	11:33:26.320
3 -	30.913	93.0	40.502	80.5	34.779	85.4	3:12.592	41.60	1:26.919	11:36:38.912
4 -	30.368	94.2	40.640	79.9	34.665	85.4	1:45.673 (1)	75.83		11:38:24.585
5 -	30.643	93.9	40.466	79.7	34.796	85.4	1:45.905 (2)	75.66	0.232	11:40:10.490
6 -	31.603	95.3	40.160	80.3	35.286	86.3	1:47.049	74.85	1.376	11:41:57.539
7 -	30.408	94.1	40.459	80.2	34.889	85.7	1:45.756 D	75.77	0.083	11:43:43.295
8 -	31.710	89.3	44.700	77.0	36.389	75.8	1:52.799	71.04	7.126	11:45:36.094

P14 194 MK7 (N) Jack BURGESS		Fiesta Zetec S (Mk7)								
IDEAL LAP TIME : 1:45.322		BEST LAP TIME : 1:45.895		DIFFERENCE : 0.573						
LAP	SECTOR 1	SECTOR 2		SECTOR 3		LAP TIME	MPH	DIFF	TIME OF DAY	
1 -	OUTLAP	88.4	41.557	79.5	34.950	84.2				11:31:49.523
2 -	30.614	94.1	40.763	79.6	35.181	83.5	1:46.558 D	75.20	0.663	11:33:36.081
3 -	30.825	94.2	40.216	81.3	34.854	83.9	1:45.895 (1)	75.67		11:35:21.976
4 -	30.879	93.0	40.983	81.0	34.787	84.6	1:46.649	75.13	0.754	11:37:08.625
5 -	30.574	93.3	40.721	80.3	34.793	83.9	1:46.088	75.53	0.193	11:38:54.713
6 -	30.722	92.3	40.546	80.2	34.684	85.1	1:45.952 (2)	75.63	0.057	11:40:40.665
7 -	30.469	93.8	40.781	79.8	34.736	84.8	1:45.986 (3)	75.60	0.091	11:42:26.651
8 -	30.693	93.3	40.557	80.8	34.637	84.4	1:45.887 D	75.68		11:44:12.538
9 -	30.892	92.6	40.315	80.6	34.964	83.8	1:46.171	75.47	0.276	11:45:58.709

P15 188 MK6 (N) Maggie WEBSTER		Fiesta ST (Mk6)								
IDEAL LAP TIME : 1:46.205		BEST LAP TIME : 1:46.451		DIFFERENCE : 0.246						
LAP	SECTOR 1	SECTOR 2		SECTOR 3		LAP TIME	MPH	DIFF	TIME OF DAY	
1 -	OUTLAP	55.9	52.625	45.4	43.513	83.7				11:32:38.312
2 -	31.692	80.3	41.562	78.8	35.196	83.9	1:48.450 D	73.89	1.999	11:34:26.762
3 -	31.277	92.0	40.562	79.0	35.170	85.2	1:47.009 (3)	74.88	0.558	11:36:13.771
4 -	37.356	73.1	45.827	61.4	36.601	85.1	1:59.784	66.90	13.333	11:38:13.555
5 -	31.667	91.6	41.115	74.5	35.744	85.1	1:48.526	73.84	2.075	11:40:02.081
6 -	30.949	93.0	40.808	79.2	34.830	85.5	1:46.587 (2)	75.18	0.136	11:41:48.668
7 -	33.220	74.8	47.952	78.3	36.154	84.9	1:57.326	68.30	10.875	11:43:45.994
8 -	30.813	93.5	40.696	78.6	34.942	85.1	1:46.451 (1)	75.27		11:45:32.445

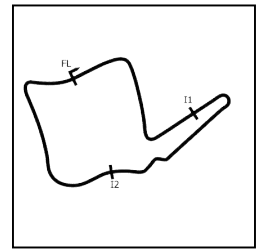
P16 315 MK7 Billy BLOCKLEY		Fiesta Zetec S (Mk7)								
IDEAL LAP TIME : 1:45.968		BEST LAP TIME : 1:46.483		DIFFERENCE : 0.515						
LAP	SECTOR 1	SECTOR 2		SECTOR 3		LAP TIME	MPH	DIFF	TIME OF DAY	
1 -	OUTLAP	85.2	43.047	75.4	36.955	84.0				11:31:39.877
2 -	31.769	83.2	40.882	81.1	34.749	84.9	1:47.400 D	74.61	0.917	11:33:27.277
3 -	34.732	41.5	47.150	80.1	35.122	84.0	1:57.004 D	68.48	10.521	11:35:24.281
4 -	31.157	92.4	40.851	80.8	34.844	84.5	1:46.852	74.99	0.369	11:37:11.133
5 -	31.375	91.8	40.440	80.8	34.794	84.4	1:46.609 (2)	75.16	0.126	11:38:57.742
6 -	31.026	91.0	40.990	80.5	34.617	85.5	1:46.633 (3)	75.15	0.150	11:40:44.375
7 -	31.074	92.4	40.957	80.5	34.755	84.7	1:46.786	75.04	0.303	11:42:31.161
8 -	30.911	92.5	40.617	80.3	34.955	83.9	1:46.483 (1)	75.25		11:44:17.644
9 -	31.161	93.9	40.742	80.2	35.123	83.7	1:47.026	74.87	0.543	11:46:04.670

P17 87 MK7 (N) Archie DAVIES		Fiesta Zetec S (Mk7)								
IDEAL LAP TIME : 1:45.484		BEST LAP TIME : 1:46.686		DIFFERENCE : 1.202						
LAP	SECTOR 1	SECTOR 2		SECTOR 3		LAP TIME	MPH	DIFF	TIME OF DAY	
1 -	OUTLAP	90.6	44.177	71.9	35.930	83.5				11:36:54.033
2 -	31.175	92.5	41.273	79.6	35.286	84.3	1:47.734 (2)	74.38	1.048	11:38:41.767
3 -	30.926	93.3	40.821	79.8	34.939	85.3	1:46.686 (1)	75.11		11:40:28.453
4 -	30.428	94.7	40.417	79.9	34.791	85.4	1:45.636 D	75.86		11:42:14.089
5 -	30.415	94.3	40.406	80.5	34.789	85.4	1:45.610 D	75.87		11:43:59.699
6 -	30.369	94.7	40.326	80.4	34.901	85.2	1:45.596 D	75.88		11:45:45.295

BRSCC TCR UK Race Day - Oulton Park

BRSCC Fiesta Junior Championship

QUALIFYING - RACE 6 - SECTOR ANALYSIS



SECTOR 1 = FL to I1, SECTOR 2 = I1 to I2, SECTOR 3 = I2 to FL, DIFF = Difference To Personal Best Lap, P = Crossed Finish Line in Pit Lane, D = Time Disallowed

P18 69 MK7 (N) Harry LINDLEY		Fiesta Zetec S (Mk7)						
IDEAL LAP TIME : 1:47.101		BEST LAP TIME : 1:47.101		DIFFERENCE : 0.000				
LAP	SECTOR 1	SECTOR 2	SECTOR 3	LAP TIME	MPH	DIFF	TIME OF DAY	
1 -	OUTLAP	81.2	44.512	77.5	37.459	81.3		
2 -	32.692	89.1	43.212	80.4	36.077	83.6	1:51.984 D	
3 -	31.936	90.0	41.503	78.5	35.923	83.9	1:49.362 (3)	
4 -	31.624	92.4	41.695	78.0	36.695	84.2	1:50.014	
5 -	31.013	92.6	44.509	68.1	36.370	83.6	1:51.892	
6 -	30.714	93.2	41.133	80.5	35.254	84.6	1:47.101 (1)	
7 -	32.651	79.4	44.290	76.4	35.826	83.5	1:52.767	
8 -	31.320	91.8	41.386	79.7	35.606	77.5	1:48.312 (2)	

P19 86 MK7 (N) JACK SANT		Fiesta Zetec S (Mk7)						
IDEAL LAP TIME : 1:47.192		BEST LAP TIME : 1:47.293		DIFFERENCE : 0.101				
LAP	SECTOR 1	SECTOR 2	SECTOR 3	LAP TIME	MPH	DIFF	TIME OF DAY	
1 -	OUTLAP	91.0	42.900	78.5	36.714	82.3		
2 -	31.797	92.3	41.216	80.7	35.699	84.0	1:48.712	
3 -	32.230	93.3	41.331	80.4	35.155	84.9	1:48.716	
4 -	31.039	93.7	41.160	80.4	35.767	85.3	1:47.966	
5 -	30.993	93.4	41.169	80.3	35.131	85.9	1:47.293 (1)	
6 -	31.089	92.6	41.339	79.4	35.428	85.1	1:47.856 (3)	
7 -	30.999	93.3	41.706	78.8	35.304	85.3	1:48.009	
8 -	31.109	93.4	41.377	78.9	35.039	85.4	1:47.525 (2)	

P20 16 MK7 (N) Hayden GRAY		Fiesta Zetec S (Mk7)						
IDEAL LAP TIME : 1:48.341		BEST LAP TIME : 1:48.659		DIFFERENCE : 0.318				
LAP	SECTOR 1	SECTOR 2	SECTOR 3	LAP TIME	MPH	DIFF	TIME OF DAY	
1 -	OUTLAP	84.6	43.611		37.847	84.7		
2 -	32.385	91.6	41.981		36.088	83.9	1:50.454	
3 -	32.172	90.4	41.522		35.725	84.2	1:49.419	
4 -	31.835	90.3	41.293		36.065	84.7	1:49.193 (3)	
5 -	32.325	90.1	42.137		35.700	85.4	1:50.162	
6 -	32.329	90.0	41.339		35.658	85.1	1:49.326	
7 -	31.489	91.0	41.608		35.562	85.2	1:48.659 (1)	
8 -	31.486	90.8	41.461		35.773	83.8	1:48.720 (2)	

P21 33 MK7 (N) Aaron BEATTIE		Fiesta Zetec S (Mk7)						
IDEAL LAP TIME : 1:48.587		BEST LAP TIME : 1:48.893		DIFFERENCE : 0.306				
LAP	SECTOR 1	SECTOR 2	SECTOR 3	LAP TIME	MPH	DIFF	TIME OF DAY	
1 -	OUTLAP	87.1	45.085	78.9	37.461	83.8		
2 -	31.640	93.4	41.956	80.4	35.404	84.9	1:49.000 (2)	
3 -	31.631	93.9	1:24.867	78.5	35.520	84.9	2:32.018 (3)	
4 -	31.285	93.0	42.019	80.2	35.589	85.3	1:48.893 (1)	
5 -	31.227	93.2	43.777	68.5	IN PIT		1:59.715 P	

P22 55 MK7 (N) Bobby HOLMES		Fiesta Zetec S (Mk7)						
IDEAL LAP TIME : 1:49.960		BEST LAP TIME : 1:50.268		DIFFERENCE : 0.308				
LAP	SECTOR 1	SECTOR 2	SECTOR 3	LAP TIME	MPH	DIFF	TIME OF DAY	
1 -	OUTLAP	79.2	44.980	76.0	37.739	80.5		
2 -	33.764	89.2	44.509	77.1	37.068	83.2	1:55.341	
3 -	33.277	89.4	43.124	77.2	36.976	82.8	1:53.377	
4 -	32.879	90.3	42.528	77.6	36.158	84.0	1:51.565	
5 -	31.619	90.9	42.183	77.1	36.466	82.4	1:50.268 (1)	
6 -	32.124	90.6	42.250	77.2	36.736	83.7	1:51.110	
7 -	32.297	90.5	42.239	78.3	36.254	83.8	1:50.790 (2)	
8 -	32.171	91.9	42.437	77.3	36.349	84.5	1:50.957 (3)	

BRSCC TCR UK Race Day - Oulton Park

BRSCC Fiesta Junior Championship

QUALIFYING - RACE 6 - BEST SECTORS

SECTOR 1			SECTOR 2			SECTOR 3			IDEAL / BEST COMPARISON						
POS	NO	NAME	TIME	NO	NAME	TIME	NO	NAME	TIME	POS	NO	NAME	IDEAL	BEST	DIFF
													PERFECT LAP	1:43.505	
1	94	HODGKISS	29.994	272	O'NEILL-GOING	39.459	272	O'NEILL-GOING	34.052	1	272	O'NEILL-GOING	1:43.593	1:44.344	0.751
2	272	O'NEILL-GOING	30.082	21	HARFIELD	39.512	94	HODGKISS	34.090	2	94	HODGKISS	1:43.840	1:43.932	0.092
3	21	HARFIELD	30.198	94	HODGKISS	39.756	28	DOUGHTY	34.120	3	21	HARFIELD	1:43.927	1:44.013	0.086
4	26	LESLIE	30.317	26	LESLIE	39.861	21	HARFIELD	34.217	4	26	LESLIE	1:44.430	1:44.487	0.057
5	138	FOOTE	30.322	12	MERRITT	39.996	26	LESLIE	34.252	5	138	FOOTE	1:44.654	1:45.331	0.677
6	12	MERRITT	30.335	138	FOOTE	39.997	88	GARFORD	34.252	6	12	MERRITT	1:44.731	1:44.875	0.144
7	144	FOXLOW	30.335	28	DOUGHTY	40.013	85	MASON	34.300	7	88	GARFORD	1:44.745	1:44.840	0.095
8	29	WATTS	30.368	169	CLIFFORD	40.024	138	FOOTE	34.335	8	28	DOUGHTY	1:44.815	1:45.182	0.367
9	87	DAVIES	30.369	88	GARFORD	40.046	144	FOXLOW	34.338	9	144	FOXLOW	1:44.827	1:44.975	0.148
10	169	CLIFFORD	30.442	85	MASON	40.120	12	MERRITT	34.400	10	85	MASON	1:44.979	1:45.100	0.121
11	88	GARFORD	30.447	144	FOXLOW	40.154	43	SUTTON	34.544	11	169	CLIFFORD	1:45.044	1:45.473	0.429
12	194	BURGESS	30.469	29	WATTS	40.160	169	CLIFFORD	34.578	12	29	WATTS	1:45.193	1:45.673	0.480
13	85	MASON	30.559	194	BURGESS	40.216	315	BLOCKLEY	34.617	13	194	BURGESS	1:45.322	1:45.895	0.573
14	43	SUTTON	30.586	43	SUTTON	40.253	194	BURGESS	34.637	14	43	SUTTON	1:45.383	1:45.596	0.213
15	28	DOUGHTY	30.682	87	DAVIES	40.326	29	WATTS	34.665	15	87	DAVIES	1:45.484	1:46.686	1.202
16	69	LINDLEY	30.714	315	BLOCKLEY	40.440	87	DAVIES	34.789	16	315	BLOCKLEY	1:45.968	1:46.483	0.515
17	188	WEBSTER	30.813	188	WEBSTER	40.562	188	WEBSTER	34.830	17	188	WEBSTER	1:46.205	1:46.451	0.246
18	315	BLOCKLEY	30.911	69	LINDLEY	41.133	86	SANT	35.039	18	69	LINDLEY	1:47.101	1:47.101	0.000
19	86	SANT	30.993	86	SANT	41.160	69	LINDLEY	35.254	19	86	SANT	1:47.192	1:47.293	0.101
20	33	BEATTIE	31.227	16	GRAY	41.293	33	BEATTIE	35.404	20	16	GRAY	1:48.341	1:48.659	0.318
21	16	GRAY	31.486	33	BEATTIE	41.956	16	GRAY	35.562	21	33	BEATTIE	1:48.587	1:48.893	0.306
22	55	HOLMES	31.619	55	HOLMES	42.183	55	HOLMES	36.158	22	55	HOLMES	1:49.960	1:50.268	0.308

BRSCC TCR UK Race Day - Oulton Park

BRSCC Fiesta Junior Championship

QUALIFYING - RACE 6 - BEST SPEEDS

POS	INTERMEDIATE 1			INTERMEDIATE 2			FINISH LINE		
	NO	NAME	MPH	NO	NAME	MPH	NO	NAME	MPH
1	94	HODGKISS	96.5	94	HODGKISS	82.2	272	O'NEILL-GOING	87.9
2	21	HARFIELD	96.0	28	DOUGHTY	82.2	94	HODGKISS	87.4
3	272	O'NEILL-GOING	95.8	21	HARFIELD	82.1	88	GARFORD	87.4
4	169	CLIFFORD	95.7	272	O'NEILL-GOING	81.6	85	MASON	87.1
5	26	LESLIE	95.5	88	GARFORD	81.6	43	SUTTON	87.1
6	12	MERRITT	95.4	85	MASON	81.6	21	HARFIELD	87.0
7	28	DOUGHTY	95.4	138	FOOTE	81.6	12	MERRITT	86.9
8	138	FOOTE	95.4	43	SUTTON	81.5	144	FOXLOW	86.5
9	144	FOXLOW	95.3	194	BURGESS	81.3	28	DOUGHTY	86.5
10	29	WATTS	95.3	12	MERRITT	81.1	26	LESLIE	86.3
11	88	GARFORD	95.0	315	BLOCKLEY	81.1	29	WATTS	86.3
12	43	SUTTON	95.0	26	LESLIE	80.9	138	FOOTE	86.2
13	87	DAVIES	94.7	144	FOXLOW	80.7	169	CLIFFORD	86.1
14	85	MASON	94.2	86	SANT	80.7	86	SANT	85.9
15	194	BURGESS	94.2	29	WATTS	80.5	188	WEBSTER	85.5
16	315	BLOCKLEY	93.9	87	DAVIES	80.5	315	BLOCKLEY	85.5
17	33	BEATTIE	93.9	69	LINDLEY	80.5	87	DAVIES	85.4
18	86	SANT	93.7	33	BEATTIE	80.4	16	GRAY	85.4
19	188	WEBSTER	93.5	169	CLIFFORD	80.2	33	BEATTIE	85.3
20	69	LINDLEY	93.2	188	WEBSTER	79.2	194	BURGESS	85.1
21	55	HOLMES	91.9	55	HOLMES	78.3	69	LINDLEY	84.6
22	16	GRAY	91.6				55	HOLMES	84.5

BRSCC TCR UK Race Day - Oulton Park

BRSCC Fiesta Junior Championship

QUALIFYING - RACE 6 - STATISTICS

Competitors Started	22
Planned Start	2024-06-08 @ 11:20:00.000
Actual Start	2024-06-08 @ 11:29:26.357
Finish Time	2024-06-08 @ 11:44:27.644
Track Length	2.2260mi.
Total Laps	179
Total Distance Covered	398.4540mi.

Session Fastest Lap History

NO	CL	NAME	LAP TIME	TIME OF DAY	LAP	VEHICLE
26	MK7 (N)	Finn LESLIE	1:46.700	11:33:11.057	2	Fiesta Zetec S (Mk7)
144	MK7	George FOXLOW	1:46.429	11:33:26.795	2	Fiesta Zetec S (Mk7)
28	MK7	Benjamin DOUGHTY	1:45.737	11:33:28.135	2	Fiesta Zetec S (Mk7)
94	MK7	Jacob HODGKISS	1:44.578	11:33:32.792	2	Fiesta Zetec S (Mk7)
272	MK6 (N)	Jenson O'NEILL-GOING	1:44.425	11:34:35.122	2	Fiesta ST (Mk6)
21	MK7 (N)	Tommy HARFIELD	1:44.013	11:35:06.051	3	Fiesta Zetec S (Mk7)
94	MK7	Jacob HODGKISS	1:43.932	11:35:16.725	3	Fiesta Zetec S (Mk7)

Flag History

TYPE	TIME OF DAY
GREEN	11:29:26.357
FINISH	11:44:27.644

Flag Statistics

TYPE	COUNT	TOTAL LAPS	TOTAL TIME
Green	1	9	22:15.104
Red	0	0	0.000
Safety Car	0	0	0.000
FCY	0	0	0.000

BRSCC TCR UK Race Day - Oulton Park

BRSCC Fiesta Junior Championship

QUALIFYING - RACE 6 - STATISTICS

CLASS : MK6 (N)

3 Starters

Fastest Lap History

NO	NAME	LAP TIME	TIME OF DAY	LAP	VEHICLE
169	Callie CLIFFORD	1:47.713	11:33:59.099	2	Fiesta ST (Mk6)
272	Jenson O'NEILL-GOING	1:44.425	11:34:35.122	2	Fiesta ST (Mk6)
272	Jenson O'NEILL-GOING	1:44.344	11:38:03.654	4	Fiesta ST (Mk6)

BRSCC TCR UK Race Day - Oulton Park

BRSCC Fiesta Junior Championship

QUALIFYING - RACE 6 - STATISTICS

CLASS : MK7

5 Starters

Fastest Lap History

NO	NAME	LAP TIME	TIME OF DAY	LAP	VEHICLE
144	George FOXLOW	1:46.429	11:33:26.795	2	Fiesta Zetec S (Mk7)
28	Benjamin DOUGHTY	1:45.737	11:33:28.135	2	Fiesta Zetec S (Mk7)
94	Jacob HODGKISS	1:44.578	11:33:32.792	2	Fiesta Zetec S (Mk7)
94	Jacob HODGKISS	1:43.932	11:35:16.725	3	Fiesta Zetec S (Mk7)

BRSCC TCR UK Race Day - Oulton Park

BRSCC Fiesta Junior Championship

QUALIFYING - RACE 6 - STATISTICS

CLASS : MK7 (N)

14 Starters

Fastest Lap History

NO	NAME	LAP TIME	TIME OF DAY	LAP	VEHICLE
26	Finn LESLIE	1:46.700	11:33:11.057	2	Fiesta Zetec S (Mk7)
88	Alfie GARFORD	1:46.245	11:33:29.974	2	Fiesta Zetec S (Mk7)
12	Thomas MERRITT	1:45.649	11:33:47.971	2	Fiesta Zetec S (Mk7)
26	Finn LESLIE	1:45.327	11:34:56.387	3	Fiesta Zetec S (Mk7)
21	Tommy HARFIELD	1:44.013	11:35:06.051	3	Fiesta Zetec S (Mk7)

BRSCC TCR UK Race Day - Oulton Park

BRSCC Fiesta Junior Championship

RACE 6 - GRID (15 minutes)



ROW 11	21	1:48.893	33 Aaron BEATTIE	22	1:50.268	55 Bobby HOLMES	
ROW 10	19	1:47.293	86 JACK SANT	20	1:48.659	16 Hayden GRAY	
ROW 9	17	1:46.686	87 Archie DAVIES	18	1:47.101	69 Harry LINDLEY	
ROW 8	15	1:46.451	188 Maggie WEBSTER	16	1:46.483	315 Billy BLOCKLEY	
ROW 7	13	1:45.673	29 Joshua WATTS	14	1:45.895	194 Jack BURGESS	
ROW 6	11	1:45.473	169 Callie CLIFFORD	12	1:45.596	43 Daniella SUTTON	
ROW 5	9	1:45.182	28 Benjamin DOUGHTY	10	1:45.331	138 Henry FOOTE	
ROW 4	7	1:44.975	144 George FOXLOW	8	1:45.100	85 Jenson MASON	
ROW 3	5	1:44.840	88 Alfie GARFORD	6	1:44.875	12 Thomas MERRITT	
ROW 2	3	1:44.344	272 Jenson O'NEILL-GOING	4	1:44.487	26 Finn LESLIE	
ROW 1	1	1:43.932	94 Jacob HODGKISS	2	1:44.013	21 Tommy HARFIELD	
Pole							

These results are provisional until the conclusion of any judicial and technical matters.

Oulton Park Island: 2.2260 miles

Clerk Of Course: Paul Levitt	Stewards:	Timekeeper: Richard Lomax	
------------------------------	-----------	---------------------------	--

Results can be found at www.tsl-timing.com

Printed - 12:23 Saturday, 08 June 2024



BRSCC TCR UK Race Day - Oulton Park
BRSCC Fiesta Junior Championship
RACE 6 - CLASSIFICATION
Race Distance: 5 Laps / 11.13 miles


POS	NO	CL	PIC	NAME	ENTRY	LAPS	TIME	GAP	DIFF	MPH	BEST	ON	GRD	↑↓
1	94	MK7	1	Jacob HODGKISS	Fiesta Zetec S (Mk7)	5	12:50.314			52.01	1:45.188	4	1	0
2	21	MK7 (N)	1	Tommy HARFIELD	Fiesta Zetec S (Mk7)	5	12:50.586	0.272	0.272	51.99	1:44.996	4	2	0
3	272	MK6 (N)	1	Jenson O'NEILL-GOING	Fiesta ST (Mk6)	5	12:50.678	0.364	0.092	51.99	1:44.694	4	3	0
4	88	MK7 (N)	2	Alfie GARFORD	Fiesta Zetec S (Mk7)	5	12:51.158	0.844	0.480	51.95	1:44.981	4	5	1
5	26	MK7 (N)	3	Finn LESLIE	Fiesta Zetec S (Mk7)	5	12:51.294	0.980	0.136	51.94	1:45.109	5	4	-1
6	43	MK7 (N)	4	Daniella SUTTON	Fiesta Zetec S (Mk7)	5	12:55.756	5.442	4.462	51.65	1:46.740	4	12	6
7	28	MK7	2	Benjamin DOUGHTY	Fiesta Zetec S (Mk7)	5	12:55.999	5.685	0.243	51.63	1:45.905	4	9	2
8	194	MK7 (N)	5	Jack BURGESS	Fiesta Zetec S (Mk7)	5	12:56.130	5.816	0.131	51.62	1:46.151	4	14	6
9	86	MK7 (N)	6	JACK SANT	Fiesta Zetec S (Mk7)	5	12:57.445	7.131	1.315	51.53	1:46.617	5	19	10
10	33	MK7 (N)	7	Aaron BEATTIE	Fiesta Zetec S (Mk7)	5	13:01.376	11.062	3.931	51.27	1:48.411	4	21	11
11	85	MK7	3	Jenson MASON	Fiesta Zetec S (Mk7)	5	13:02.176	11.862	0.800	51.22	1:45.104	5	8	-3
12	55	MK7 (N)	8	Bobby HOLMES	Fiesta Zetec S (Mk7)	5	13:09.677	19.363	7.501	50.73	1:51.442	5	22	10
13	188	MK6 (N)	2	Maggie WEBSTER	Fiesta ST (Mk6)	5	13:10.251	19.937	0.574	50.70	1:49.625	4	15	2
14	69	MK7 (N)	9	Harry LINDLEY	Fiesta Zetec S (Mk7)	5	13:10.667	20.353	0.416	50.67	1:51.372	4	18	4
15	16	MK7 (N)	10	Hayden GRAY	Fiesta Zetec S (Mk7)	5	13:10.851	20.537	0.184	50.66	1:51.289	5	20	5

NOT CLASSIFIED

DNF	87	MK7 (N)		Archie DAVIES	Fiesta Zetec S (Mk7)	1	2:16.897	4 Laps	4 Laps	58.53				17
DNF	12	MK7 (N)		Thomas MERRITT	Fiesta Zetec S (Mk7)	0								6
DNF	144	MK7		George FOXLOW	Fiesta Zetec S (Mk7)	0								7
DNF	138	MK7 (N)		Henry FOOTE	Fiesta Zetec S (Mk7)	0								10
DNF	169	MK6 (N)		Callie CLIFFORD	Fiesta ST (Mk6)	0								11
DNF	29	MK7 (N)		Joshua WATTS	Fiesta Zetec S (Mk7)	0								13
DNF	315	MK7		Billy BLOCKLEY	Fiesta Zetec S (Mk7)	0								16

FASTEST LAP

272	MK6 (N)	Jenson O'NEILL-GOING	Fiesta ST (Mk6)	4	1:44.694	76.54 mph	123.18 kph
88	MK7 (N)	Alfie GARFORD	Fiesta Zetec S (Mk7)	4	1:44.981	76.33 mph	122.84 kph
85	MK7	Jenson MASON	Fiesta Zetec S (Mk7)	5	1:45.104	76.24 mph	122.70 kph

Weather / Track : Cloudy / Dry

Date: 08/06/2024 Start: 16:03 Finish: 16:15

These results are provisional until the conclusion of any judicial and technical matters.

Oulton Park Island: 2.2260 miles

Clerk Of Course: Paul Levitt	Stewards:	Timekeeper: Richard Lomax	
------------------------------	-----------	---------------------------	--

 Results can be found at www.tsl-timing.com

Printed - 16:17 Saturday, 08 June 2024

BRSCC TCR UK Race Day - Oulton Park

BRSCC Fiesta Junior Championship

RACE 6 - LAP CHART

LAP 1 @ 16:05:00.567			LAP 2 @ 16:08:42.351			LAP 3 @ 16:12:22.476			LAP 4 @ 16:14:07.664			LAP 5 @ 16:15:53.493		
NO	BEHIND	LAP TIME	NO	BEHIND	LAP TIME	NO	BEHIND	LAP TIME	NO	BEHIND	LAP TIME	NO	BEHIND	LAP TIME
94		1:57.388	94		3:41.784	94		3:40.125	94		1:45.188	94		1:45.829
21	1.017	1:58.405	21	0.843	3:41.610	21	0.473	3:39.755	21	0.281	1:44.996	21	0.272	1:45.820
272	2.307	1:59.695	272	1.813	3:41.290	272	0.955	3:39.267	272	0.461	1:44.694	272	0.364	1:45.732
88	2.816	2:00.204	88	2.569	3:41.537	88	1.473	3:39.029	88	1.266	1:44.981	88	0.844	1:45.407
26	4.107	2:01.495	26	3.906	3:41.583	26	1.636	3:37.855	26	1.700	1:45.252	26	0.980	1:45.109
28	5.061	2:02.449	28	4.791	3:41.514	28	2.151	3:37.485	28	2.868	1:45.905	43	5.442	1:46.909
43	5.919	2:03.307	43	5.483	3:41.348	43	2.810	3:37.452	43	4.362	1:46.740	28	5.685	1:48.646
194	7.171	2:04.559	194	6.468	3:41.081	194	3.818	3:37.475	194	4.781	1:46.151	194	5.816	1:46.864
86	7.738	2:05.126	86	7.213	3:41.259	86	4.443	3:37.355	86	6.343	1:47.088	86	7.131	1:46.617
33	9.977	2:07.365	33	7.738	3:39.545	33	4.788	3:37.175	33	8.011	1:48.411	33	11.062	1:48.880
55	10.725	2:08.113	55	8.689	3:39.748	55	6.603	3:38.039	85	12.587	1:48.888	85	11.862	1:45.104
69	14.155	2:11.543	69	9.720	3:37.349	69	8.308	3:38.713	55	13.750	1:52.335	55	19.363	1:51.442
16	14.909	2:12.297	16	10.929	3:37.804	16	8.726	3:37.922	188	14.485	1:49.625	188	19.937	1:51.281
85	15.212	2:12.600	85	11.807	3:38.379	85	8.887	3:37.205	69	14.492	1:51.372	69	20.353	1:51.690
87	19.509	2:16.897 P	188	12.770	3:09.250	188	10.048	3:37.403	16	15.077	1:51.539	16	20.537	1:51.289
188	45.304	2:42.692												

BRSCC TCR UK Race Day - Oulton Park

BRSCC Fiesta Junior Championship

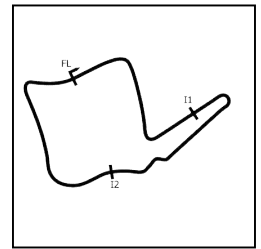
RACE 6 - POSITION CHART

No	Name	Lap Pos	Lap				
			1	2	3	4	5
94	HODGKISS	1	94	94	94	94	94
21	HARFIELD	2	21	21	21	21	21
272	O'NEILL-GOING	3	272	272	272	272	272
26	LESLIE	4	88	88	88	88	88
88	GARFORD	5	26	26	26	26	26
12	MERRITT	6	28	28	28	28	43
144	FOXLOW	7	43	43	43	43	28
85	MASON	8	194	194	194	194	194
28	DOUGHTY	9	86	86	86	86	86
138	FOOTE	10	33	33	33	33	33
169	CLIFFORD	11	55	55	55	85	85
43	SUTTON	12	69	69	69	55	55
29	WATTS	13	16	16	16	188	188
194	BURGESS	14	85	85	85	69	69
188	WEBSTER	15	87	188	188	16	16
315	BLOCKLEY	16	188				
87	DAVIES	17					
69	LINDLEY	18					
86	SANT	19					
16	GRAY	20					
33	BEATTIE	21					
55	HOLMES	22					

BRSCC TCR UK Race Day - Oulton Park

BRSCC Fiesta Junior Championship

RACE 6 - SECTOR ANALYSIS



SECTOR 1 = FL to I1, SECTOR 2 = I1 to I2, SECTOR 3 = I2 to FL, DIFF = Difference To Personal Best Lap, P = Crossed Finish Line in Pit Lane, D = Time Disallowed

P1		94 MK7		Jacob HODGISS		Fiesta Zetec S (Mk7)				
IDEAL LAP TIME : 1:45.180		BEST LAP TIME : 1:45.188		DIFFERENCE : 0.008						
LAP	SECTOR 1	SECTOR 2	SECTOR 3	LAP TIME	MPH	DIFF	TIME OF DAY			
1 -		94.1	40.232	80.7	40.658	50.7	1:57.388 (3)	68.26	12.200	16:05:00.567
2 -	1:00.040	32.9	1:26.476	36.3	1:15.268	38.5	3:41.784	36.13	1:56.596	16:08:42.351
3 -	1:09.586	33.7	1:31.934	46.1	58.605	85.2	3:40.125	36.40	1:54.937	16:12:22.476
4 -	30.645	94.2	40.060	80.5	34.483	85.2	1:45.188 (1)	76.18		16:14:07.664
5 -	30.908	94.7	40.052	80.1	34.869	86.0	1:45.829 (2)	75.72	0.641	16:15:53.493

P2		21 MK7 (N)		Tommy HARFIELD		Fiesta Zetec S (Mk7)				
IDEAL LAP TIME : 1:44.996		BEST LAP TIME : 1:44.996		DIFFERENCE : 0.000						
LAP	SECTOR 1	SECTOR 2	SECTOR 3	LAP TIME	MPH	DIFF	TIME OF DAY			
1 -		95.5	40.891	81.1	40.807	51.4	1:58.405 (3)	67.67	13.409	16:05:01.584
2 -	59.932	32.3	1:26.471	37.7	1:15.207	39.8	3:41.610	36.16	1:56.614	16:08:43.194
3 -	1:09.710	31.9	1:31.786	45.3	58.259	86.4	3:39.755	36.46	1:54.759	16:12:22.949
4 -	30.438	96.2	40.153	82.5	34.405	88.5	1:44.996 (1)	76.32		16:14:07.945
5 -	30.820	94.2	40.231	82.9	34.769	88.4	1:45.820 (2)	75.72	0.824	16:15:53.765

P3		272 MK6 (N)		Jenson O'NEILL-GOING		Fiesta ST (Mk6)				
IDEAL LAP TIME : 1:44.694		BEST LAP TIME : 1:44.694		DIFFERENCE : 0.000						
LAP	SECTOR 1	SECTOR 2	SECTOR 3	LAP TIME	MPH	DIFF	TIME OF DAY			
1 -		95.7	40.727	82.2	41.943	50.9	1:59.695 (3)	66.94	15.001	16:05:02.874
2 -	59.522	31.5	1:26.706	35.1	1:15.062	42.7	3:41.290	36.21	1:56.596	16:08:44.164
3 -	1:09.690	30.9	1:31.365	49.1	58.212	88.6	3:39.267	36.54	1:54.573	16:12:23.431
4 -	30.527	96.4	39.886	82.2	34.281	88.0	1:44.694 (1)	76.54		16:14:08.125
5 -	30.954	94.6	40.126	82.1	34.652	87.8	1:45.732 (2)	75.79	1.038	16:15:53.857

P4		88 MK7 (N)		Alfie GARFORD		Fiesta Zetec S (Mk7)				
IDEAL LAP TIME : 1:44.819		BEST LAP TIME : 1:44.981		DIFFERENCE : 0.162						
LAP	SECTOR 1	SECTOR 2	SECTOR 3	LAP TIME	MPH	DIFF	TIME OF DAY			
1 -		94.1	41.014	80.8	41.646	48.8	2:00.204 (3)	66.66	15.223	16:05:03.383
2 -	59.844	29.6	1:26.544	36.2	1:15.149	38.8	3:41.537	36.17	1:56.556	16:08:44.920
3 -	1:09.857	29.8	1:30.999	49.8	58.173	87.6	3:39.029	36.58	1:54.048	16:12:23.949
4 -	30.817	94.9	40.014	81.0	34.150	86.9	1:44.981 (1)	76.33		16:14:08.930
5 -	30.655	94.9	40.144	81.9	34.608	87.2	1:45.407 (2)	76.02	0.426	16:15:54.337

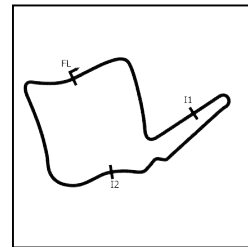
P5		26 MK7 (N)		Finn LESLIE		Fiesta Zetec S (Mk7)				
IDEAL LAP TIME : 1:44.833		BEST LAP TIME : 1:45.109		DIFFERENCE : 0.276						
LAP	SECTOR 1	SECTOR 2	SECTOR 3	LAP TIME	MPH	DIFF	TIME OF DAY			
1 -		95.0	41.035	80.8	42.710	47.5	2:01.495 (3)	65.95	16.386	16:05:04.674
2 -	59.262	29.6	1:26.626	41.8	1:15.695	39.7	3:41.583	36.16	1:56.474	16:08:46.257
3 -	1:09.795	28.1	1:30.346	53.8	57.714	87.3	3:37.855	36.78	1:52.746	16:12:24.112
4 -	30.786	95.5	40.182	81.7	34.284	86.9	1:45.252 (2)	76.13	0.143	16:14:09.364
5 -	30.367	93.8	40.435	81.8	34.307	87.6	1:45.109 (1)	76.24		16:15:54.473

P6		43 MK7 (N)		Daniella SUTTON		Fiesta Zetec S (Mk7)				
IDEAL LAP TIME : 1:46.332		BEST LAP TIME : 1:46.740		DIFFERENCE : 0.408						
LAP	SECTOR 1	SECTOR 2	SECTOR 3	LAP TIME	MPH	DIFF	TIME OF DAY			
1 -		94.7	42.340	79.4	39.913	45.9	2:03.307 (3)	64.98	16.567	16:05:06.486
2 -	59.342	28.8	1:27.136	33.7	1:14.870	38.9	3:41.348	36.20	1:54.608	16:08:47.834
3 -	1:10.354	24.9	1:29.694	49.2	57.404	85.8	3:37.452	36.85	1:50.712	16:12:25.286
4 -	31.196	94.2	40.653	80.4	34.891	86.0	1:46.740 (1)	75.07		16:14:12.026
5 -	30.788	93.9	40.834	78.8	35.287	85.5	1:46.909 (2)	74.95	0.169	16:15:58.935

BRSCC TCR UK Race Day - Oulton Park

BRSCC Fiesta Junior Championship

RACE 6 - SECTOR ANALYSIS



SECTOR 1 = FL to I1, SECTOR 2 = I1 to I2, SECTOR 3 = I2 to FL, DIFF = Difference To Personal Best Lap, P = Crossed Finish Line in Pit Lane, D = Time Disallowed

P7 28 MK7 Benjamin DOUGHTY		Fiesta Zetec S (Mk7)									
IDEAL LAP TIME : 1:45.690		BEST LAP TIME : 1:45.905					DIFFERENCE : 0.215				
LAP	SECTOR 1	SECTOR 2		SECTOR 3		LAP TIME	MPH	DIFF	TIME OF DAY		
1 -		94.3	41.616	80.3	41.802	48.6	2:02.449 (3)	65.44	16.544	16:05:05.628	
2 -	59.468	27.0	1:26.577	38.2	1:15.469	37.1	3:41.514	36.17	1:55.609	16:08:47.142	
3 -	1:10.097	26.4	1:30.120	48.9	57.268	86.8	3:37.485	36.84	1:51.580	16:12:24.627	
4 -	30.881	94.5	40.477	81.7	34.547	86.1	1:45.905 (1)	75.66		16:14:10.532	
5 -	30.666	94.9	42.194	79.0	35.786	84.4	1:48.646 (2)	73.75	2.741	16:15:59.178	

P8 194 MK7 (N) Jack BURGESS		Fiesta Zetec S (Mk7)									
IDEAL LAP TIME : 1:45.820		BEST LAP TIME : 1:46.151					DIFFERENCE : 0.331				
LAP	SECTOR 1	SECTOR 2		SECTOR 3		LAP TIME	MPH	DIFF	TIME OF DAY		
1 -		93.3	42.920	80.1	40.412	46.7	2:04.559 (3)	64.33	18.408	16:05:07.738	
2 -	59.299	25.8	1:26.838	29.8	1:14.944	36.8	3:41.081	36.24	1:54.930	16:08:48.819	
3 -	1:10.254	25.8	1:29.683	49.3	57.538	83.4	3:37.475	36.84	1:51.324	16:12:26.294	
4 -	31.131	93.9	40.357	80.5	34.663	86.0	1:46.151 (1)	75.49		16:14:12.445	
5 -	30.800	94.2	40.792	80.8	35.272	85.1	1:46.864 (2)	74.98	0.713	16:15:59.309	

P9 86 MK7 (N) JACK SANT		Fiesta Zetec S (Mk7)									
IDEAL LAP TIME : 1:46.398		BEST LAP TIME : 1:46.617					DIFFERENCE : 0.219				
LAP	SECTOR 1	SECTOR 2		SECTOR 3		LAP TIME	MPH	DIFF	TIME OF DAY		
1 -		95.3	42.998	79.9	40.375	46.5	2:05.126 (3)	64.04	18.509	16:05:08.305	
2 -	59.740	24.4	1:26.571	29.9	1:14.948	35.1	3:41.259	36.21	1:54.642	16:08:49.564	
3 -	1:10.737	25.5	1:29.177	48.4	57.441	86.0	3:37.355	36.86	1:50.738	16:12:26.919	
4 -	31.132	93.5	40.819	80.7	35.137	85.7	1:47.088 (2)	74.83	0.471	16:14:14.007	
5 -	30.533	94.2	41.038	80.0	35.046	87.1	1:46.617 (1)	75.16		16:16:00.624	

P10 33 MK7 (N) Aaron BEATTIE		Fiesta Zetec S (Mk7)									
IDEAL LAP TIME : 1:48.411		BEST LAP TIME : 1:48.411					DIFFERENCE : 0.000				
LAP	SECTOR 1	SECTOR 2		SECTOR 3		LAP TIME	MPH	DIFF	TIME OF DAY		
1 -		92.3	44.533	77.9	39.717	65.7	2:07.365 (3)	62.91	18.954	16:05:10.544	
2 -	59.008	23.8	1:25.792	30.8	1:14.745	35.5	3:39.545	36.50	1:51.134	16:08:50.089	
3 -	1:10.962	24.9	1:28.996	49.7	57.217	86.8	3:37.175	36.89	1:48.764	16:12:27.264	
4 -	31.058	94.5	41.844	79.2	35.509	85.4	1:48.411 (1)	73.91		16:14:15.675	
5 -	31.262	93.3	41.895	78.8	35.723	84.7	1:48.880 (2)	73.60	0.469	16:16:04.555	

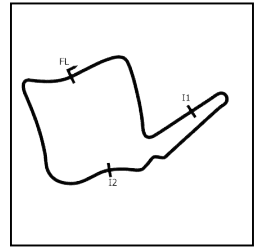
P11 85 MK7 Jenson MASON		Fiesta Zetec S (Mk7)									
IDEAL LAP TIME : 1:45.104		BEST LAP TIME : 1:45.104					DIFFERENCE : 0.000				
LAP	SECTOR 1	SECTOR 2		SECTOR 3		LAP TIME	MPH	DIFF	TIME OF DAY		
1 -		93.3	54.706	79.8	38.574	65.4	2:12.600 (3)	60.43	27.496	16:05:15.779	
2 -	57.802	23.8	1:25.059	30.5	1:15.518	30.4	3:38.379	36.69	1:53.275	16:08:54.158	
3 -	1:11.100	20.9	1:27.752	52.1	58.353	86.7	3:37.205	36.89	1:52.101	16:12:31.363	
4 -	31.373	92.0	41.950	76.9	35.565	86.3	1:48.888 (2)	73.59	3.784	16:14:20.251	
5 -	30.488	93.9	40.147	81.5	34.469	86.4	1:45.104 (1)	76.24		16:16:05.355	

P12 55 MK7 (N) Bobby HOLMES		Fiesta Zetec S (Mk7)									
IDEAL LAP TIME : 1:51.438		BEST LAP TIME : 1:51.442					DIFFERENCE : 0.004				
LAP	SECTOR 1	SECTOR 2		SECTOR 3		LAP TIME	MPH	DIFF	TIME OF DAY		
1 -		89.0	43.989	77.6	39.702	66.1	2:08.113 (3)	62.55	16.671	16:05:11.292	
2 -	59.332	24.5	1:25.462	30.0	1:14.954	35.3	3:39.748	36.46	1:48.306	16:08:51.040	
3 -	1:10.860	25.1	1:28.566	51.0	58.613	82.2	3:38.039	36.75	1:46.597	16:12:29.079	
4 -	32.964	89.9	42.666	76.1	36.705	83.3	1:52.335 (2)	71.33	0.893	16:14:21.414	
5 -	32.245	89.3	42.670	77.9	36.527	84.4	1:51.442 (1)	71.90		16:16:12.856	

BRSCC TCR UK Race Day - Oulton Park

BRSCC Fiesta Junior Championship

RACE 6 - SECTOR ANALYSIS



SECTOR 1 = FL to I1, SECTOR 2 = I1 to I2, SECTOR 3 = I2 to FL, DIFF = Difference To Personal Best Lap, P = Crossed Finish Line in Pit Lane, D = Time Disallowed

P13 188 MK6 (N) Maggie WEBSTER		Fiesta ST (Mk6)										
IDEAL LAP TIME : 1:49.498		BEST LAP TIME : 1:49.625			DIFFERENCE : 0.127							
LAP	SECTOR 1	SECTOR 2	SECTOR 3	LAP TIME	MPH	DIFF	TIME OF DAY					
1 -	93.5	1:23.954	73.7	37.973	79.3	2:42.692 (3)	49.25	53.067	16:05:45.871			
2 -	39.113	44.5	1:14.772	31.7	1:15.365	29.6	3:09.250	42.34	1:19.625	16:08:55.121		
3 -	1:13.176	26.0	1:25.258	53.5	58.969	84.3	3:37.403	36.86	1:47.778	16:12:32.524		
4 -	31.239	92.6	41.986	78.8	36.400	83.9	1:49.625 (1)	73.10		16:14:22.149		
5 -	31.612	91.9	43.396	79.6	36.273	84.2	1:51.281 (2)	72.01	1.656	16:16:13.430		

P14 69 MK7 (N) Harry LINDLEY		Fiesta Zetec S (Mk7)										
IDEAL LAP TIME : 1:51.294		BEST LAP TIME : 1:51.372			DIFFERENCE : 0.078							
LAP	SECTOR 1	SECTOR 2	SECTOR 3	LAP TIME	MPH	DIFF	TIME OF DAY					
1 -	92.6	45.947	78.3	42.855	61.3	2:11.543 (3)	60.91	20.171	16:05:14.722			
2 -	57.074	23.7	1:25.669	30.2	1:14.606	35.6	3:37.349	36.86	1:45.977	16:08:52.071		
3 -	1:11.088	23.9	1:28.656	54.1	58.969	83.5	3:38.713	36.63	1:47.341	16:12:30.784		
4 -	31.930	89.4	42.445	76.8	36.997	82.6	1:51.372 (1)	71.95		16:14:22.156		
5 -	31.852	92.0	42.496	77.4	37.342	84.4	1:51.690 (2)	71.74	0.318	16:16:13.846		

P15 16 MK7 (N) Hayden GRAY		Fiesta Zetec S (Mk7)										
IDEAL LAP TIME : 1:50.113		BEST LAP TIME : 1:51.289			DIFFERENCE : 1.176							
LAP	SECTOR 1	SECTOR 2	SECTOR 3	LAP TIME	MPH	DIFF	TIME OF DAY					
1 -	90.8	45.697		42.876	65.3	2:12.297 (3)	60.57	21.008	16:05:15.476			
2 -	57.261	23.4	1:25.381	31.4	1:15.162	32.2	3:37.804	36.79	1:46.515	16:08:53.280		
3 -	1:11.004	23.1	1:28.311		58.607	86.2	3:37.922	36.77	1:46.633	16:12:31.202		
4 -	32.128	90.8	43.456		35.955	86.1	1:51.539 (2)	71.84	0.250	16:14:22.741		
5 -	31.990	91.4	42.168		37.131	85.5	1:51.289 (1)	72.00		16:16:14.030		

P16 87 MK7 (N) Archie DAVIES		Fiesta Zetec S (Mk7)										
IDEAL LAP TIME :		BEST LAP TIME :			DIFFERENCE :							
LAP	SECTOR 1	SECTOR 2	SECTOR 3	LAP TIME	MPH	DIFF	TIME OF DAY					
1 -	94.9	46.081	74.1	IN PIT		2:16.897 P	58.53			16:05:20.076		

BRSCC TCR UK Race Day - Oulton Park

BRSCC Fiesta Junior Championship

RACE 6 - BEST SECTORS

SECTOR 1			SECTOR 2			SECTOR 3			IDEAL / BEST COMPARISON						
POS	NO	NAME	TIME	NO	NAME	TIME	NO	NAME	TIME	POS	NO	NAME	IDEAL	BEST	DIFF
													PERFECT LAP	1:44.403	
1	26	LESLIE	30.367	272	O'NEILL-GOING	39.886	88	GARFORD	34.150	1	272	O'NEILL-GOING	1:44.694	1:44.694	0.000
2	21	HARFIELD	30.438	88	GARFORD	40.014	272	O'NEILL-GOING	34.281	2	88	GARFORD	1:44.819	1:44.981	0.162
3	85	MASON	30.488	94	HODGKISS	40.052	26	LESLIE	34.284	3	26	LESLIE	1:44.833	1:45.109	0.276
4	272	O'NEILL-GOING	30.527	85	MASON	40.147	21	HARFIELD	34.405	4	21	HARFIELD	1:44.996	1:44.996	0.000
5	86	SANT	30.533	21	HARFIELD	40.153	85	MASON	34.469	5	85	MASON	1:45.104	1:45.104	0.000
6	94	HODGKISS	30.645	26	LESLIE	40.182	94	HODGKISS	34.483	6	94	HODGKISS	1:45.180	1:45.188	0.008
7	88	GARFORD	30.655	194	BURGESS	40.357	28	DOUGHTY	34.547	7	28	DOUGHTY	1:45.690	1:45.905	0.215
8	28	DOUGHTY	30.666	28	DOUGHTY	40.477	194	BURGESS	34.663	8	194	BURGESS	1:45.820	1:46.151	0.331
9	43	SUTTON	30.788	43	SUTTON	40.653	43	SUTTON	34.891	9	43	SUTTON	1:46.332	1:46.740	0.408
10	194	BURGESS	30.800	86	SANT	40.819	86	SANT	35.046	10	86	SANT	1:46.398	1:46.617	0.219
11	33	BEATTIE	31.058	33	BEATTIE	41.844	33	BEATTIE	35.509	11	33	BEATTIE	1:48.411	1:48.411	0.000
12	188	WEBSTER	31.239	188	WEBSTER	41.986	16	GRAY	35.955	12	188	WEBSTER	1:49.498	1:49.625	0.127
13	69	LINDLEY	31.852	16	GRAY	42.168	188	WEBSTER	36.273	13	16	GRAY	1:50.113	1:51.289	1.176
14	16	GRAY	31.990	69	LINDLEY	42.445	55	HOLMES	36.527	14	69	LINDLEY	1:51.294	1:51.372	0.078
15	55	HOLMES	32.245	55	HOLMES	42.666	69	LINDLEY	36.997	15	55	HOLMES	1:51.438	1:51.442	0.004
16				87	DAVIES	46.081				16	87	DAVIES			
17															
18															
19															
20															
21															
22															

BRSCC TCR UK Race Day - Oulton Park

BRSCC Fiesta Junior Championship

RACE 6 - BEST SPEEDS

POS	INTERMEDIATE 1			INTERMEDIATE 2			FINISH LINE		
	NO	NAME	MPH	NO	NAME	MPH	NO	NAME	MPH
1	272	O'NEILL-GOING	96.4	21	HARFIELD	82.9	272	O'NEILL-GOING	88.6
2	21	HARFIELD	96.2	272	O'NEILL-GOING	82.2	21	HARFIELD	88.5
3	169	CLIFFORD	96.0	88	GARFORD	81.9	88	GARFORD	87.6
4	29	WATTS	95.8	26	LESLIE	81.8	26	LESLIE	87.6
5	26	LESLIE	95.5	28	DOUGHTY	81.7	86	SANT	87.1
6	86	SANT	95.3	85	MASON	81.5	28	DOUGHTY	86.8
7	138	FOOTE	95.1	194	BURGESS	80.8	33	BEATTIE	86.8
8	12	MERRITT	95.0	94	HODGKISS	80.7	85	MASON	86.7
9	88	GARFORD	94.9	86	SANT	80.7	16	GRAY	86.2
10	28	DOUGHTY	94.9	43	SUTTON	80.4	94	HODGKISS	86.0
11	87	DAVIES	94.9	188	WEBSTER	79.6	43	SUTTON	86.0
12	315	BLOCKLEY	94.9	33	BEATTIE	79.2	194	BURGESS	86.0
13	94	HODGKISS	94.7	69	LINDLEY	78.3	55	HOLMES	84.4
14	43	SUTTON	94.7	55	HOLMES	77.9	69	LINDLEY	84.4
15	33	BEATTIE	94.5	87	DAVIES	74.1	188	WEBSTER	84.3
16	194	BURGESS	94.2	16	GRAY	31.4			
17	144	FOXLOW	94.1						
18	85	MASON	93.9						
19	188	WEBSTER	93.5						
20	69	LINDLEY	92.6						
21	16	GRAY	91.4						
22	55	HOLMES	89.9						

BRSCC TCR UK Race Day - Oulton Park

BRSCC Fiesta Junior Championship

RACE 6 - STATISTICS

Competitors Started 22
Planned Start 2024-06-08 @ 15:25:00.000
Actual Start 2024-06-08 @ 16:03:03.178
Finish Time 2024-06-08 @ 16:15:52.147
Track Length 2.2260mi.
Total Laps 76
Total Distance Covered 169.1760mi.

Session Fastest Lap History

NO	CL	NAME	LAP TIME	TIME OF DAY	LAP	VEHICLE
94	MK7	Jacob HODGKISS	1:57.388	16:05:00.577	1	Fiesta Zetec S (Mk7)
94	MK7	Jacob HODGKISS	1:45.188	16:14:07.671	4	Fiesta Zetec S (Mk7)
21	MK7 (N)	Tommy HARFIELD	1:44.996	16:14:07.940	4	Fiesta Zetec S (Mk7)
272	MK6 (N)	Jenson O'NEILL-GOING	1:44.694	16:14:08.119	4	Fiesta ST (Mk6)

Session Leader History

NO	CL	NAME	FROM LAP	LAPS LED	DISTANCE	VEHICLE
94	MK7	Jacob HODGKISS	1	5	11.13 miles	Fiesta Zetec S (Mk7)

Flag History

TYPE	TIME OF DAY
GREEN	16:03:03.178
SAFETY	16:04:39.812
GREEN	16:12:21.476
FINISH	16:15:52.147

Flag Statistics

TYPE	COUNT	TOTAL LAPS	TOTAL TIME
Green	2	3	6:08.725
Red	0	0	0.000
Safety Car	1	2	7:41.664
FCY	0	0	0.000

BRSCC TCR UK Race Day - Oulton Park

BRSCC Fiesta Junior Championship

RACE 6 - STATISTICS

CLASS : MK6 (N)

3 Starters

Fastest Lap History

NO	NAME	LAP TIME	TIME OF DAY	LAP	VEHICLE
272	Jenson O'NEILL-GOING	1:59.695	16:05:02.862	1	Fiesta ST (Mk6)
272	Jenson O'NEILL-GOING	1:44.694	16:14:08.119	4	Fiesta ST (Mk6)

Leader History

NO	NAME	FROM LAP	LAPS LED	DISTANCE	VEHICLE
272	Jenson O'NEILL-GOING	1	5	11.13 miles	Fiesta ST (Mk6)

BRSCC TCR UK Race Day - Oulton Park

BRSCC Fiesta Junior Championship

RACE 6 - STATISTICS

CLASS : MK7

5 Starters

Fastest Lap History

NO	NAME	LAP TIME	TIME OF DAY	LAP	VEHICLE
94	Jacob HODGKISS	1:57.388	16:05:00.577	1	Fiesta Zetec S (Mk7)
94	Jacob HODGKISS	1:45.188	16:14:07.671	4	Fiesta Zetec S (Mk7)
85	Jenson MASON	1:45.104	16:16:05.349	5	Fiesta Zetec S (Mk7)

Leader History

NO	NAME	FROM LAP	LAPS LED	DISTANCE	VEHICLE
94	Jacob HODGKISS	1	5	11.13 miles	Fiesta Zetec S (Mk7)

BRSCC TCR UK Race Day - Oulton Park

BRSCC Fiesta Junior Championship

RACE 6 - STATISTICS

CLASS : MK7 (N)

14 Starters

Fastest Lap History

NO	NAME	LAP TIME	TIME OF DAY	LAP	VEHICLE
21	Tommy HARFIELD	1:58.405	16:05:01.580	1	Fiesta Zetec S (Mk7)
21	Tommy HARFIELD	1:44.996	16:14:07.940	4	Fiesta Zetec S (Mk7)
88	Alfie GARFORD	1:44.981	16:14:08.925	4	Fiesta Zetec S (Mk7)

Leader History

NO	NAME	FROM LAP	LAPS LED	DISTANCE	VEHICLE
21	Tommy HARFIELD	1	5	11.13 miles	Fiesta Zetec S (Mk7)

BRSCC TCR UK Race Day - Oulton Park

BRSCC Fiesta Junior Championship

RACE 10 - GRID (12 minutes)



ROW 11	21	29 Joshua WATTS	22	315 Billy BLOCKLEY
ROW 10	19	138 Henry FOOTE	20	169 Callie CLIFFORD
ROW 9	17	12 Thomas MERRITT	18	144 George FOXLOW
ROW 8	15	16 Hayden GRAY	16	87 Archie DAVIES
ROW 7	13	188 Maggie WEBSTER	14	69 Harry LINDLEY
ROW 6	11	85 Jenson MASON	12	55 Bobby HOLMES
ROW 5	9	86 JACK SANT	10	33 Aaron BEATTIE
ROW 4	7	28 Benjamin DOUGHTY	8	194 Jack BURGESS
ROW 3	5	26 Finn LESLIE	6	43 Daniella SUTTON
ROW 2	3	272 Jenson O'NEILL-GOING	4	88 Alfie GARFORD
ROW 1	1	94 Jacob HODGKISS	2	21 Tommy HARFIELD
		Pole		

These results are provisional until the conclusion of any judicial and technical matters.

Oulton Park Island: 2.2260 miles

Clerk Of Course: Paul Levitt	Stewards:	Timekeeper: Richard Lomax	
------------------------------	-----------	---------------------------	--

Results can be found at www.tsl-timing.com

Printed - 16:20 Saturday, 08 June 2024



BRSCC TCR UK Race Day - Oulton Park
BRSCC Fiesta Junior Championship
RACE 10 - CLASSIFICATION - AMENDED

Race Distance: 6 Laps / 13.35 miles



POS	NO	CL	PIC	NAME	ENTRY	LAPS	TIME	GAP	DIFF	MPH	BEST	ON	GRD	↑↓
1	272	MK6 (N)	1	Jenson O'NEILL-GOING	Fiesta ST (Mk6)	6	10:33.894			75.85	1:43.982	4	3	2
2	26	MK7 (N)	1	Finn LESLIE	Fiesta Zetec S (Mk7)	6	10:35.864	1.970	1.970	75.61	1:44.363	5	5	3
3	94	MK7	1	Jacob HODGKISS	Fiesta Zetec S (Mk7)	6	10:36.353	2.459	0.489	75.55	1:44.346	5	1	-2
4	28	MK7	2	Benjamin DOUGHTY	Fiesta Zetec S (Mk7)	6	10:38.684	4.790	2.331	75.28	1:44.521	3	7	3
5	88	MK7 (N)	2	Alfie GARFORD	Fiesta Zetec S (Mk7)	6	10:42.648	8.754	3.964	74.81	1:45.029	6	4	-1
6	87	MK7 (N)	3	Archie DAVIES	Fiesta Zetec S (Mk7)	6	10:45.315	11.421	2.667	74.50	1:44.774	4	16	10
7	12	MK7 (N)	4	Thomas MERRITT	Fiesta Zetec S (Mk7)	6	10:51.356	17.462	6.041	73.81	1:45.466	4	17	10
8	86	MK7 (N)	5	JACK SANT	Fiesta Zetec S (Mk7)	6	10:53.240	19.346	1.884	73.60	1:47.058	4	9	1
9	138	MK7 (N)	6	Henry FOOTE	Fiesta Zetec S (Mk7)	6	10:53.944	20.050	0.704	73.52	1:45.442	5	19	10
10	188	MK6 (N)	2	Maggie WEBSTER	Fiesta ST (Mk6)	6	10:56.977	23.083	3.033	73.18	1:46.645	5	13	3
11	29	MK7 (N)	7	Joshua WATTS	Fiesta Zetec S (Mk7)	6	10:58.168	24.274	1.191	73.05	1:46.779	6	21	10
12	33	MK7 (N)	8	Aaron BEATTIE	Fiesta Zetec S (Mk7)	6	10:58.319	24.425	0.151	73.03	1:46.296	5	10	-2
13	144	MK7	3	George FOXLOW	Fiesta Zetec S (Mk7)	6	10:59.787	25.893	1.468	72.87	1:45.925	3	18	5
14	194	MK7 (N)	9	Jack BURGESS	Fiesta Zetec S (Mk7)	6	11:00.078	26.184	0.291	72.84	1:45.823	3	8	-6
15	43	MK7 (N)	10	Daniella SUTTON	Fiesta Zetec S (Mk7)	6	11:00.887	26.993	0.809	72.75	1:45.751	5	6	-9
16	21	MK7 (N)	11	Tommy HARFIELD	Fiesta Zetec S (Mk7)	6	11:11.134	37.240	10.247	71.64	1:44.488	3	2	-14
17	315	MK7	4	Billy BLOCKLEY	Fiesta Zetec S (Mk7)	6	11:11.815	37.921	0.681	71.56	1:46.787	3	22	5
18	55	MK7 (N)	12	Bobby HOLMES	Fiesta Zetec S (Mk7)	6	11:18.552	44.658	6.737	70.85	1:50.911	3	12	-6
19	85*	MK7	5	Jenson MASON	Fiesta Zetec S (Mk7)	6	11:06.517			72.13	1:47.184	2	11	-8
20	69	MK7 (N)	13	Harry LINDLEY	Fiesta Zetec S (Mk7)	5	10:54.144	1 Lap		61.25	1:49.822	4	14	-6

NOT CLASSIFIED

DNF	169	MK6 (N)		Callie CLIFFORD	Fiesta ST (Mk6)	4	8:16.074	2 Laps	1 Lap	64.61	1:47.903	3	20	
DNF	16	MK7 (N)		Hayden GRAY	Fiesta Zetec S (Mk7)	3	7:39.252	3 Laps	1 Lap	52.34			15	

FASTEST LAP

272	MK6 (N)	Jenson O'NEILL-GOING	Fiesta ST (Mk6)	4	1:43.982	77.06 mph	124.02 kph
94	MK7	Jacob HODGKISS	Fiesta Zetec S (Mk7)	5	1:44.346	76.79 mph	123.59 kph
26	MK7 (N)	Finn LESLIE	Fiesta Zetec S (Mk7)	5	1:44.363	76.78 mph	123.57 kph

Comments:

*Car 85 - 3 position penalty. Q12.21.4 - Causing a collision

Weather / Track : Cloudy / Dry

These results are provisional until the conclusion of any judicial and technical matters.

Date: 08/06/2024 Start: 18:17 Finish: 18:27

Oulton Park Island: 2.2260 miles

Clerk Of Course: Paul Levitt	Stewards:	Timekeeper: Richard Lomax	
------------------------------	-----------	---------------------------	--

 Results can be found at www.tsl-timing.com

Printed - 19:36 Saturday, 08 June 2024

BRSCC TCR UK Race Day - Oulton Park

BRSCC Fiesta Junior Championship

RACE 10 - LAP CHART

LAP 1 @ 18:19:12.825			LAP 2 @ 18:20:57.702			LAP 3 @ 18:22:41.825			LAP 4 @ 18:24:25.807			LAP 5 @ 18:26:10.206		
NO	BEHIND	LAP TIME	NO	BEHIND	LAP TIME	NO	BEHIND	LAP TIME	NO	BEHIND	LAP TIME	NO	BEHIND	LAP TIME
21		1:52.291	272		1:44.837	272		1:44.123	272		1:43.982	272		1:44.399
272	0.040	1:52.331	21	0.323	1:45.200	21	0.688	1:44.488	26	1.763	1:44.631	26	1.727	1:44.363
94	0.194	1:52.485	26	0.826	1:45.226	26	1.114	1:44.411	94	2.108	1:44.639	94	2.055	1:44.346
26	0.477	1:52.768	94	1.187	1:45.870	94	1.451	1:44.387	28	3.315	1:45.380	28	3.819	1:44.903
28	1.023	1:53.314	28	1.519	1:45.373	28	1.917	1:44.521	88	7.263	1:45.136	88	7.947	1:45.083
86	3.668	1:55.959	88	4.851	1:45.830	88	6.109	1:45.381	69	1 Lap	1:52.514	87	10.579	1:45.144
88	3.898	1:56.189	86	7.122	1:48.331	87	9.042	1:45.870	87	9.834	1:44.774	69	1 Lap	1:49.822
33	6.712	1:59.003	87	7.295	1:45.318	86	10.238	1:47.239	86	13.314	1:47.058	12	15.472	1:46.014
87	6.854	1:59.145	188	10.858	1:48.083	16	1 Lap	2:43.185	12	13.857	1:45.466	86	16.186	1:47.271
188	7.652	1:59.943	12	10.994	1:47.343	12	12.373	1:45.502	138	17.696	1:46.125	138	18.739	1:45.442
12	8.528	2:00.819	33	11.199	1:49.364	188	14.216	1:47.481	188	18.067	1:47.833	188	20.313	1:46.645
55	9.254	2:01.545	138	11.559	1:47.176	138	15.553	1:48.117	33	18.915	1:47.070	33	20.812	1:46.296
138	9.260	2:01.551	29	11.789	1:46.985	33	15.827	1:48.751	29	19.275	1:47.120	29	21.717	1:46.841
29	9.681	2:01.972	144	14.942	1:48.072	29	16.137	1:48.471	144	19.481	1:46.719	144	23.533	1:48.451
144	11.747	2:04.038	194	15.265	1:47.974	144	16.744	1:45.925	194	19.864	1:46.881	194	23.542	1:48.077
194	12.168	2:04.459	85	16.379	1:47.184	194	16.965	1:45.823	43	23.657	1:46.441	43	25.009	1:45.751
85	14.072	2:06.363	55	17.053	1:52.676	43	21.198	1:48.041	85	25.899	1:47.732	85	29.298	1:47.798
43	15.860	2:08.151	43	17.280	1:46.297	85	22.149	1:49.893	55	31.040	1:51.181	315	34.238	1:47.468
315	20.119	2:12.410	315	24.984	1:49.742	55	23.841	1:50.911	315	31.169	1:47.503	21	35.400	1:46.067
169	49.563	2:41.854	169	54.933	1:50.247	315	27.648	1:46.787	21	33.732	2:17.026	55	37.628	1:50.987
16	57.609	2:49.900 P	69	1:43.932	2:29.222	169	58.713	1:47.903	16	1 Lap	2:06.167 P			
69	59.587	2:51.878 P							169	1:10.801	1:56.070 P			

BRSCC TCR UK Race Day - Oulton Park

BRSCC Fiesta Junior Championship

RACE 10 - LAP CHART

LAP 6 @ 18:27:54.428

NO	BEHIND	LAP TIME
272		1:44.222
26	1.970	1:44.465
94	2.459	1:44.626
28	4.790	1:45.193
88	8.754	1:45.029
87	11.421	1:45.064
12	17.462	1:46.212
86	19.346	1:47.382
138	20.050	1:45.533
69	1 Lap	1:50.708
188	23.083	1:46.992
29	24.274	1:46.779
33	24.425	1:47.835
144	25.893	1:46.582
194	26.184	1:46.864
43	26.993	1:46.206
85	32.623	1:47.547
21	37.240	1:46.062
315	37.921	1:47.905
55	44.658	1:51.252

BRSCC TCR UK Race Day - Oulton Park

BRSCC Fiesta Junior Championship

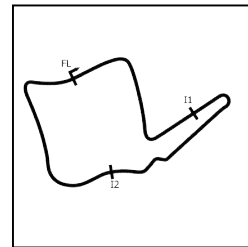
RACE 10 - POSITION CHART

No	Name	Lap Pos	Lap						
			1	2	3	4	5	6	
94	HODGKISS	1	21	272	272	272	272	272	272
21	HARFIELD	2	272	21	21	26	26	26	26
272	O'NEILL-GOING	3	94	26	26	94	94	94	94
88	GARFORD	4	26	94	94	28	28	28	28
26	LESLIE	5	28	28	28	88	88	88	88
43	SUTTON	6	86	88	88	87	87	87	87
28	DOUGHTY	7	88	86	87	86	12	12	12
194	BURGESS	8	33	87	86	12	86	86	86
86	SANT	9	87	188	12	138	138	138	138
33	BEATTIE	10	188	12	188	188	188	188	188
85	MASON	11	12	33	138	33	33	29	29
55	HOLMES	12	55	138	33	29	29	33	33
188	WEBSTER	13	138	29	29	144	144	144	144
69	LINDLEY	14	29	144	144	194	194	194	194
16	GRAY	15	144	194	194	43	43	43	43
87	DAVIES	16	194	85	43	85	85	85	85
12	MERRITT	17	85	55	85	55	315	21	21
144	FOXLOW	18	43	43	55	315	21	315	315
138	FOOTE	19	315	315	315	21	55	55	55
169	CLIFFORD	20	169	169	169	169	69	69	69
29	WATTS	21	16	69	69	69	69	69	69
315	BLOCKLEY	22	69	16	16	16	16	16	16

BRSCC TCR UK Race Day - Oulton Park

BRSCC Fiesta Junior Championship

RACE 10 - SECTOR ANALYSIS



SECTOR 1 = FL to I1, SECTOR 2 = I1 to I2, SECTOR 3 = I2 to FL, DIFF = Difference To Personal Best Lap, P = Crossed Finish Line in Pit Lane, D = Time Disallowed

P1		272 MK6 (N) Jenson O'NEILL-GOING		Fiesta ST (Mk6)						
IDEAL LAP TIME : 1:43.907		BEST LAP TIME : 1:43.982		DIFFERENCE : 0.075						
LAP	SECTOR 1		SECTOR 2		SECTOR 3	LAP TIME	MPH	DIFF	TIME OF DAY	
1 -			40.371	82.3	34.807	87.2	1:52.331	71.33	8.349	18:19:12.865
2 -	30.618	95.5	39.770	80.6	34.449	87.4	1:44.837	76.43	0.855	18:20:57.702
3 -	30.388	96.0	39.506	81.3	34.229	88.0	1:44.123 (2)	76.96	0.141	18:22:41.825
4 -	30.399	95.7	39.384	81.3	34.199	87.8	1:43.982 (1)	77.06		18:24:25.807
5 -	30.413	95.3	39.611	81.4	34.375	87.3	1:44.399	76.75	0.417	18:26:10.206
6 -	30.324	96.2	39.537	81.1	34.361	87.8	1:44.222 (3)	76.88	0.240	18:27:54.428

P2		26 MK7 (N) Finn LESLIE		Fiesta Zetec S (Mk7)						
IDEAL LAP TIME : 1:44.247		BEST LAP TIME : 1:44.363		DIFFERENCE : 0.116						
LAP	SECTOR 1		SECTOR 2		SECTOR 3	LAP TIME	MPH	DIFF	TIME OF DAY	
1 -			40.244	81.0	34.460	85.9	1:52.768	71.06	8.405	18:19:13.302
2 -	30.899	95.8	40.150	80.6	34.177	86.9	1:45.226	76.15	0.863	18:20:58.528
3 -	30.405	95.0	39.794	80.7	34.212	87.0	1:44.411 (2)	76.75	0.048	18:22:42.939
4 -	30.550	96.0	39.836	80.3	34.245	86.2	1:44.631	76.58	0.268	18:24:27.570
5 -	30.321	95.3	39.810	81.0	34.232	86.5	1:44.363 (1)	76.78		18:26:11.933
6 -	30.276	96.2	39.949	80.7	34.240	87.0	1:44.465 (3)	76.71	0.102	18:27:56.398

P3		94 MK7 Jacob HODGKISS		Fiesta Zetec S (Mk7)						
IDEAL LAP TIME : 1:44.131		BEST LAP TIME : 1:44.346		DIFFERENCE : 0.215						
LAP	SECTOR 1		SECTOR 2		SECTOR 3	LAP TIME	MPH	DIFF	TIME OF DAY	
1 -			40.345	80.3	35.426	84.3	1:52.485	71.24	8.139	18:19:13.019
2 -	31.290	95.4	40.323	82.2	34.257	87.7	1:45.870	75.69	1.524	18:20:58.889
3 -	30.259	96.8	40.043	81.8	34.085	87.6	1:44.387 (2)	76.76	0.041	18:22:43.276
4 -	30.679	95.4	39.836	81.1	34.124	87.0	1:44.639	76.58	0.293	18:24:27.915
5 -	30.374	94.9	39.787	81.3	34.185	86.7	1:44.346 (1)	76.79		18:26:12.261
6 -	30.382	95.8	39.946	81.1	34.298	85.9	1:44.626 (3)	76.59	0.280	18:27:56.887

P4		28 MK7 Benjamin DOUGHTY		Fiesta Zetec S (Mk7)						
IDEAL LAP TIME : 1:44.484		BEST LAP TIME : 1:44.521		DIFFERENCE : 0.037						
LAP	SECTOR 1		SECTOR 2		SECTOR 3	LAP TIME	MPH	DIFF	TIME OF DAY	
1 -			40.366	81.5	34.306	86.7	1:53.314	70.71	8.793	18:19:13.848
2 -	30.814	94.1	40.362	81.4	34.197	87.8	1:45.373	76.04	0.852	18:20:59.221
3 -	30.245	95.3	40.192	81.8	34.084	86.8	1:44.521 (1)	76.66		18:22:43.742
4 -	30.941	94.1	40.208	81.9	34.231	86.2	1:45.380	76.04	0.859	18:24:29.122
5 -	30.288	94.9	40.255	81.9	34.360	85.7	1:44.903 (2)	76.39	0.382	18:26:14.025
6 -	30.622	95.0	40.155	81.4	34.416	85.5	1:45.193 (3)	76.17	0.672	18:27:59.218

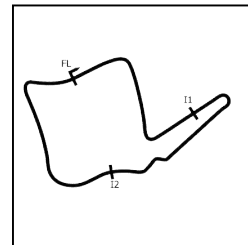
P5		88 MK7 (N) Alfie GARFORD		Fiesta Zetec S (Mk7)						
IDEAL LAP TIME : 1:44.925		BEST LAP TIME : 1:45.029		DIFFERENCE : 0.104						
LAP	SECTOR 1		SECTOR 2		SECTOR 3	LAP TIME	MPH	DIFF	TIME OF DAY	
1 -			40.359	80.6	34.678	87.1	1:56.189	68.96	11.160	18:19:16.723
2 -	30.842	91.6	40.559	80.5	34.429	86.3	1:45.830	75.72	0.801	18:21:02.553
3 -	30.617	94.6	40.339	80.2	34.425	86.3	1:45.381	76.04	0.352	18:22:47.934
4 -	30.590	94.7	40.080	80.7	34.466	85.4	1:45.136 (3)	76.22	0.107	18:24:33.070
5 -	30.572	94.2	40.050	80.5	34.461	85.9	1:45.083 (2)	76.25	0.054	18:26:18.153
6 -	30.450	94.3	40.126	80.2	34.453	86.1	1:45.029 (1)	76.29		18:28:03.182

P6		87 MK7 (N) Archie DAVIES		Fiesta Zetec S (Mk7)						
IDEAL LAP TIME : 1:44.767		BEST LAP TIME : 1:44.774		DIFFERENCE : 0.007						
LAP	SECTOR 1		SECTOR 2		SECTOR 3	LAP TIME	MPH	DIFF	TIME OF DAY	
1 -			42.283	80.4	35.114	86.4	1:59.145	67.25	14.371	18:19:19.679
2 -	30.823	94.7	40.095	81.9	34.400	86.9	1:45.318	76.08	0.544	18:21:04.997
3 -	30.816	96.6	40.598	80.5	34.456	86.1	1:45.870	75.69	1.096	18:22:50.867
4 -	30.387	95.7	40.008	81.7	34.379	86.5	1:44.774 (1)	76.48		18:24:35.641
5 -	30.567	94.2	40.205	81.2	34.372	86.4	1:45.144 (3)	76.21	0.370	18:26:20.785
6 -	30.516	95.5	40.127	80.8	34.421	86.9	1:45.064 (2)	76.27	0.290	18:28:05.849

BRSCC TCR UK Race Day - Oulton Park

BRSCC Fiesta Junior Championship

RACE 10 - SECTOR ANALYSIS



SECTOR 1 = FL to I1, SECTOR 2 = I1 to I2, SECTOR 3 = I2 to FL, DIFF = Difference To Personal Best Lap, P = Crossed Finish Line in Pit Lane, D = Time Disallowed

P7 12 MK7 (N) Thomas MERRITT		Fiesta Zetec S (Mk7)								
IDEAL LAP TIME : 1:45.099		BEST LAP TIME : 1:45.466			DIFFERENCE : 0.367					
LAP	SECTOR 1	SECTOR 2		SECTOR 3		LAP TIME	MPH	DIFF	TIME OF DAY	
1 -		83.4	41.988	80.4	36.159	87.3	2:00.819	66.32	15.353	18:19:21.353
2 -	30.479	95.8	41.103	81.2	35.761	87.1	1:47.343	74.65	1.877	18:21:08.696
3 -	30.816	94.5	40.165	80.2	34.521	87.2	1:45.502 (2)	75.95	0.036	18:22:54.198
4 -	30.630	94.3	40.263	81.0	34.573	86.2	1:45.466 (1)	75.98		18:24:39.664
5 -	30.638	94.5	40.921	80.5	34.455	85.8	1:46.014 (3)	75.59	0.548	18:26:25.678
6 -	30.716	93.7	40.773	79.9	34.723	86.1	1:46.212	75.44	0.746	18:28:11.890

P8 86 MK7 (N) JACK SANT		Fiesta Zetec S (Mk7)								
IDEAL LAP TIME : 1:46.880		BEST LAP TIME : 1:47.058			DIFFERENCE : 0.178					
LAP	SECTOR 1	SECTOR 2		SECTOR 3		LAP TIME	MPH	DIFF	TIME OF DAY	
1 -		93.2	41.233	79.7	35.447	85.9	1:55.959	69.10	8.901	18:19:16.493
2 -	31.201	90.0	42.052	79.7	35.078	86.5	1:48.331	73.97	1.273	18:21:04.824
3 -	30.845	94.3	41.376	80.1	35.018	86.3	1:47.239 (2)	74.72	0.181	18:22:52.063
4 -	30.783	94.2	41.161	79.9	35.114	85.4	1:47.058 (1)	74.85		18:24:39.121
5 -	30.801	93.3	41.534	81.2	34.936	86.0	1:47.271 (3)	74.70	0.213	18:26:26.392
6 -	30.874	93.9	41.199	81.0	35.309	83.9	1:47.382	74.62	0.324	18:28:13.774

P9 138 MK7 (N) Henry FOOTE		Fiesta Zetec S (Mk7)								
IDEAL LAP TIME : 1:45.204		BEST LAP TIME : 1:45.442			DIFFERENCE : 0.238					
LAP	SECTOR 1	SECTOR 2		SECTOR 3		LAP TIME	MPH	DIFF	TIME OF DAY	
1 -		82.7	42.683	80.7	35.751	84.6	2:01.551	65.92	16.109	18:19:22.085
2 -	30.408	95.3	41.609	80.4	35.159	87.2	1:47.176	74.77	1.734	18:21:09.261
3 -	31.350	94.2	41.645	81.9	35.122	85.5	1:48.117	74.11	2.675	18:22:57.378
4 -	30.486	95.3	40.255	79.4	35.384	85.0	1:46.125 (3)	75.51	0.683	18:24:43.503
5 -	30.646	94.3	40.009	81.2	34.787	85.2	1:45.442 (1)	76.00		18:26:28.945
6 -	30.494	94.5	40.105	81.6	34.934	85.0	1:45.533 (2)	75.93	0.091	18:28:14.478

P10 188 MK6 (N) Maggie WEBSTER		Fiesta ST (Mk6)								
IDEAL LAP TIME : 1:46.399		BEST LAP TIME : 1:46.645			DIFFERENCE : 0.246					
LAP	SECTOR 1	SECTOR 2		SECTOR 3		LAP TIME	MPH	DIFF	TIME OF DAY	
1 -		89.8	42.183	78.9	35.699	85.9	1:59.943	66.81	13.298	18:19:20.477
2 -	31.034	92.5	41.212	78.7	35.837	85.2	1:48.083	74.14	1.438	18:21:08.560
3 -	31.947	91.8	40.629	79.3	34.905	85.5	1:47.481 (3)	74.55	0.836	18:22:56.041
4 -	30.962	93.2	41.027	77.5	35.844	84.9	1:47.833	74.31	1.188	18:24:43.874
5 -	30.865	92.8	40.760	79.0	35.020	85.1	1:46.645 (1)	75.14		18:26:30.519
6 -	31.299	90.8	40.675	78.0	35.018	84.8	1:46.992 (2)	74.89	0.347	18:28:17.511

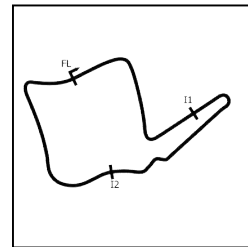
P11 29 MK7 (N) Joshua WATTS		Fiesta Zetec S (Mk7)								
IDEAL LAP TIME : 1:45.844		BEST LAP TIME : 1:46.779			DIFFERENCE : 0.935					
LAP	SECTOR 1	SECTOR 2		SECTOR 3		LAP TIME	MPH	DIFF	TIME OF DAY	
1 -		90.4	42.310	81.4	36.016	86.0	2:01.972	65.69	15.193	18:19:22.506
2 -	30.767	94.7	41.109	80.4	35.109	86.9	1:46.985 (3)	74.90	0.206	18:21:09.491
3 -	31.672	93.0	41.450	81.1	35.349	86.9	1:48.471	73.87	1.692	18:22:57.962
4 -	31.034	93.8	40.949	81.0	35.137	86.2	1:47.120	74.80	0.341	18:24:45.082
5 -	30.712	94.2	41.627	80.1	34.502	85.9	1:46.841 (2)	75.00	0.062	18:26:31.923
6 -	30.700	93.5	40.642	81.1	35.437	86.2	1:46.779 (1)	75.04		18:28:18.702

P12 33 MK7 (N) Aaron BEATTIE		Fiesta Zetec S (Mk7)								
IDEAL LAP TIME : 1:46.296		BEST LAP TIME : 1:46.296			DIFFERENCE : 0.000					
LAP	SECTOR 1	SECTOR 2		SECTOR 3		LAP TIME	MPH	DIFF	TIME OF DAY	
1 -		90.8	42.297	81.2	35.175	85.9	1:59.003	67.33	12.707	18:19:19.537
2 -	31.493	93.9	42.749	81.1	35.122	86.7	1:49.364	73.27	3.068	18:21:08.901
3 -	31.334	94.3	41.849	81.7	35.568	86.9	1:48.751	73.68	2.455	18:22:57.652
4 -	30.604	95.5	41.313	80.8	35.153	85.4	1:47.070 (2)	74.84	0.774	18:24:44.722
5 -	30.589	94.9	40.800	80.0	34.907	86.1	1:46.296 (1)	75.38		18:26:31.018
6 -	30.790	93.8	41.245	81.5	35.800	86.8	1:47.835 (3)	74.31	1.539	18:28:18.853

BRSCC TCR UK Race Day - Oulton Park

BRSCC Fiesta Junior Championship

RACE 10 - SECTOR ANALYSIS



SECTOR 1 = FL to I1, SECTOR 2 = I1 to I2, SECTOR 3 = I2 to FL, DIFF = Difference To Personal Best Lap, P = Crossed Finish Line in Pit Lane, D = Time Disallowed

P13 144 MK7 George FOXLOW		Fiesta Zetec S (Mk7)								
IDEAL LAP TIME : 1:45.848		BEST LAP TIME : 1:45.925			DIFFERENCE : 0.077					
LAP	SECTOR 1		SECTOR 2		SECTOR 3		LAP TIME	MPH	DIFF	TIME OF DAY
1 -		84.7	43.794	79.4	36.479	82.1	2:04.038	64.60	18.113	18:19:24.572
2 -	31.210	93.9	40.678	80.4	36.184	84.9	1:48.072	74.15	2.147	18:21:12.644
3 -	30.711	94.2	40.457	80.5	34.757	86.1	1:45.925 (1)	75.65		18:22:58.569
4 -	30.694	95.4	41.328	80.4	34.697	85.3	1:46.719 (3)	75.09	0.794	18:24:45.288
5 -	30.721	94.7	42.093	79.3	35.637	84.2	1:48.451	73.89	2.526	18:26:33.739
6 -	31.361	94.3	40.462	80.1	34.759	86.4	1:46.582 (2)	75.18	0.657	18:28:20.321

P14 194 MK7 (N) Jack BURGESS		Fiesta Zetec S (Mk7)								
IDEAL LAP TIME : 1:45.722		BEST LAP TIME : 1:45.823			DIFFERENCE : 0.101					
LAP	SECTOR 1		SECTOR 2		SECTOR 3		LAP TIME	MPH	DIFF	TIME OF DAY
1 -		73.4	40.989	80.8	36.357	82.6	2:04.459	64.38	18.636	18:19:24.993
2 -	30.998	93.8	40.685	79.7	36.291	83.7	1:47.974	74.21	2.151	18:21:12.967
3 -	30.708	93.8	40.471	81.3	34.644	85.9	1:45.823 (1)	75.72		18:22:58.790
4 -	30.782	94.6	41.261	80.5	34.838	85.5	1:46.881 (3)	74.97	1.058	18:24:45.671
5 -	30.607	94.1	42.137	78.6	35.333	83.1	1:48.077	74.14	2.254	18:26:33.748
6 -	31.571	94.2	40.495	80.4	34.798	86.1	1:46.864 (2)	74.98	1.041	18:28:20.612

P15 43 MK7 (N) Daniella SUTTON		Fiesta Zetec S (Mk7)								
IDEAL LAP TIME : 1:45.751		BEST LAP TIME : 1:45.751			DIFFERENCE : 0.000					
LAP	SECTOR 1		SECTOR 2		SECTOR 3		LAP TIME	MPH	DIFF	TIME OF DAY
1 -		92.5	40.757	81.0	36.402	82.6	2:08.151	62.53	22.400	18:19:28.685
2 -	30.943	94.1	40.395	80.3	34.959	85.0	1:46.297 (3)	75.38	0.546	18:21:14.982
3 -	31.569	95.0	41.002	82.2	35.470	85.8	1:48.041	74.17	2.290	18:23:03.023
4 -	30.912	94.2	40.643	80.1	34.886	85.7	1:46.441	75.28	0.690	18:24:49.464
5 -	30.651	94.1	40.237	80.5	34.863	84.5	1:45.751 (1)	75.77		18:26:35.215
6 -	30.813	94.5	40.422	80.9	34.971	84.0	1:46.206 (2)	75.45	0.455	18:28:21.421

P16 85 MK7 Jenson MASON		Fiesta Zetec S (Mk7)								
IDEAL LAP TIME : 1:46.530		BEST LAP TIME : 1:47.184			DIFFERENCE : 0.654					
LAP	SECTOR 1		SECTOR 2		SECTOR 3		LAP TIME	MPH	DIFF	TIME OF DAY
1 -		51.0	41.715	81.5	36.373	82.2	2:06.363	63.41	19.179	18:19:26.897
2 -	30.722	93.9	40.386	81.1	36.076	82.8	1:47.184 (1)	74.76		18:21:14.081
3 -	31.717	91.9	41.552	79.7	36.624	84.8	1:49.893	72.92	2.709	18:23:03.974
4 -	31.146	92.4	41.164	78.9	35.422	85.0	1:47.732 (3)	74.38	0.548	18:24:51.706
5 -	31.000	91.5	41.209	78.6	35.589	84.4	1:47.798	74.33	0.614	18:26:39.504
6 -	31.090	91.1	40.767	78.7	35.690	85.0	1:47.547 (2)	74.51	0.363	18:28:27.051

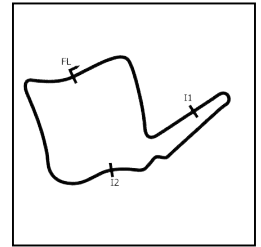
P17 21 MK7 (N) Tommy HARFIELD		Fiesta Zetec S (Mk7)								
IDEAL LAP TIME : 1:44.488		BEST LAP TIME : 1:44.488			DIFFERENCE : 0.000					
LAP	SECTOR 1		SECTOR 2		SECTOR 3		LAP TIME	MPH	DIFF	TIME OF DAY
1 -			40.386	82.4	34.950	84.7	1:52.291	71.36	7.803	18:19:12.825
2 -	30.972	95.5	39.884	81.4	34.344	87.7	1:45.200 (2)	76.17	0.712	18:20:58.025
3 -	30.417	96.1	39.805	82.1	34.266	86.8	1:44.488 (1)	76.69		18:22:42.513
4 -	30.598	96.0	1:12.021	81.6	34.407	86.0	2:17.026	58.48	32.538	18:24:59.539
5 -	30.722	93.7	40.681	81.1	34.664	86.2	1:46.067	75.55	1.579	18:26:45.606
6 -	30.761	93.5	40.415	81.0	34.886	84.8	1:46.062 (3)	75.55	1.574	18:28:31.668

P18 315 MK7 Billy BLOCKLEY		Fiesta Zetec S (Mk7)								
IDEAL LAP TIME : 1:46.536		BEST LAP TIME : 1:46.787			DIFFERENCE : 0.251					
LAP	SECTOR 1		SECTOR 2		SECTOR 3		LAP TIME	MPH	DIFF	TIME OF DAY
1 -		90.0	43.264	80.4	44.568	72.3	2:12.410	60.52	25.623	18:19:32.944
2 -	33.151	87.8	41.402	79.8	35.189	84.2	1:49.742	73.02	2.955	18:21:22.686
3 -	31.126	93.0	40.742	80.7	34.919	84.7	1:46.787 (1)	75.04		18:23:09.473
4 -	30.875	93.3	40.940	80.5	35.688	85.1	1:47.503 (3)	74.54	0.716	18:24:56.976
5 -	31.565	92.9	40.910	80.2	34.993	84.7	1:47.468 (2)	74.56	0.681	18:26:44.444
6 -	31.058	92.9	40.754	80.1	36.093	83.3	1:47.905	74.26	1.118	18:28:32.349

BRSCC TCR UK Race Day - Oulton Park

BRSCC Fiesta Junior Championship

RACE 10 - SECTOR ANALYSIS



SECTOR 1 = FL to I1, SECTOR 2 = I1 to I2, SECTOR 3 = I2 to FL, DIFF = Difference To Personal Best Lap, P = Crossed Finish Line in Pit Lane, D = Time Disallowed

P19 55 MK7 (N) Bobby HOLMES		Fiesta Zetec S (Mk7)									
IDEAL LAP TIME : 1:49.698		BEST LAP TIME : 1:50.911				DIFFERENCE : 1.213					
LAP	SECTOR 1	SECTOR 2		SECTOR 3		LAP TIME	MPH	DIFF	TIME OF DAY		
1 -	88.6	42.374	76.8	37.654	83.3	2:01.545	65.93	10.634	18:19:22.079		
2 -	32.434 91.0	41.932	77.8	38.310	80.9	1:52.676	71.12	1.765	18:21:14.755		
3 -	32.947 91.8	42.027	78.3	35.937	84.0	1:50.911 (1)	72.25		18:23:05.666		
4 -	31.837 92.1	42.741	79.5	36.603	83.8	1:51.181 (3)	72.07	0.270	18:24:56.847		
5 -	32.428 91.4	42.557	78.3	36.002	83.8	1:50.987 (2)	72.20	0.076	18:26:47.834		
6 -	31.829 92.0	42.645	77.4	36.778	82.9	1:51.252	72.03	0.341	18:28:39.086		

P20 69 MK7 (N) Harry LINDLEY		Fiesta Zetec S (Mk7)									
IDEAL LAP TIME : 1:48.550		BEST LAP TIME : 1:49.822				DIFFERENCE : 1.272					
LAP	SECTOR 1	SECTOR 2		SECTOR 3		LAP TIME	MPH	DIFF	TIME OF DAY		
1 -	90.0	44.002	79.0	IN PIT		2:51.878 P	46.62	1:02.056	18:20:12.412		
2 -	OUTLAP 89.5	42.986	76.6	36.350	83.4	2:29.222	53.70	39.400	18:22:41.634		
3 -	34.272 89.8	41.614	80.3	36.628	83.8	1:52.514 (3)	71.22	2.692	18:24:34.148		
4 -	32.172 87.9	42.235	78.3	35.415	83.8	1:49.822 (1)	72.96		18:26:23.970		
5 -	31.521 92.4	42.316	79.7	36.871	78.7	1:50.708 (2)	72.38	0.886	18:28:14.678		

P21 169 MK6 (N) Callie CLIFFORD		Fiesta ST (Mk6)									
IDEAL LAP TIME : 1:46.573		BEST LAP TIME : 1:47.903				DIFFERENCE : 1.330					
LAP	SECTOR 1	SECTOR 2		SECTOR 3		LAP TIME	MPH	DIFF	TIME OF DAY		
1 -	86.2	43.091	81.1	1:15.447	69.7	2:41.854 (3)	49.51	53.951	18:20:02.388		
2 -	33.561 93.4	41.377	79.6	35.309	83.2	1:50.247 (2)	72.68	2.344	18:21:52.635		
3 -	32.305 90.0	40.774	79.8	34.824	86.5	1:47.903 (1)	74.26		18:23:40.538		
4 -	30.975 95.1	41.408	76.2	IN PIT		1:56.070 P	69.04	8.167	18:25:36.608		

P22 16 MK7 (N) Hayden GRAY		Fiesta Zetec S (Mk7)									
IDEAL LAP TIME : 1:51.365		BEST LAP TIME :				DIFFERENCE :					
LAP	SECTOR 1	SECTOR 2		SECTOR 3		LAP TIME	MPH	DIFF	TIME OF DAY		
1 -	89.3	43.195	IN PIT		2:49.900 P		47.16		18:20:10.434		
2 -	OUTLAP 91.6	42.293	71.3	36.802	84.6	2:43.185	49.10		18:22:53.619		
3 -	32.270 89.9	44.153	IN PIT		2:06.167 P		63.51		18:24:59.786		

BRSCC TCR UK Race Day - Oulton Park

BRSCC Fiesta Junior Championship

RACE 10 - BEST SECTORS

SECTOR 1			SECTOR 2			SECTOR 3			IDEAL / BEST COMPARISON						
POS	NO	NAME	TIME	NO	NAME	TIME	NO	NAME	TIME	POS	NO	NAME	IDEAL	BEST	DIFF
													PERFECT LAP	1:43.713	
1	28	DOUGHTY	30.245	272	O'NEILL-GOING	39.384	28	DOUGHTY	34.084	1	272	O'NEILL-GOING	1:43.907	1:43.982	0.075
2	94	HODGKISS	30.259	94	HODGKISS	39.787	94	HODGKISS	34.085	2	94	HODGKISS	1:44.131	1:44.346	0.215
3	26	LESLIE	30.276	26	LESLIE	39.794	26	LESLIE	34.177	3	26	LESLIE	1:44.247	1:44.363	0.116
4	272	O'NEILL-GOING	30.324	21	HARFIELD	39.805	272	O'NEILL-GOING	34.199	4	28	DOUGHTY	1:44.484	1:44.521	0.037
5	87	DAVIES	30.387	87	DAVIES	40.008	21	HARFIELD	34.266	5	21	HARFIELD	1:44.488	1:44.488	0.000
6	138	FOOTE	30.408	138	FOOTE	40.009	87	DAVIES	34.372	6	87	DAVIES	1:44.767	1:44.774	0.007
7	21	HARFIELD	30.417	88	GARFORD	40.050	88	GARFORD	34.425	7	88	GARFORD	1:44.925	1:45.029	0.104
8	88	GARFORD	30.450	28	DOUGHTY	40.155	12	MERRITT	34.455	8	12	MERRITT	1:45.099	1:45.466	0.367
9	12	MERRITT	30.479	12	MERRITT	40.165	29	WATTS	34.502	9	138	FOOTE	1:45.204	1:45.442	0.238
10	33	BEATTIE	30.589	43	SUTTON	40.237	194	BURGESS	34.644	10	194	BURGESS	1:45.722	1:45.823	0.101
11	194	BURGESS	30.607	85	MASON	40.386	144	FOXLOW	34.697	11	43	SUTTON	1:45.751	1:45.751	0.000
12	43	SUTTON	30.651	144	FOXLOW	40.457	138	FOOTE	34.787	12	29	WATTS	1:45.844	1:46.779	0.935
13	144	FOXLOW	30.694	194	BURGESS	40.471	169	CLIFFORD	34.824	13	144	FOXLOW	1:45.848	1:45.925	0.077
14	29	WATTS	30.700	188	WEBSTER	40.629	43	SUTTON	34.863	14	33	BEATTIE	1:46.296	1:46.296	0.000
15	85	MASON	30.722	29	WATTS	40.642	188	WEBSTER	34.905	15	188	WEBSTER	1:46.399	1:46.645	0.246
16	86	SANT	30.783	315	BLOCKLEY	40.742	33	BEATTIE	34.907	16	85	MASON	1:46.530	1:47.184	0.654
17	188	WEBSTER	30.865	169	CLIFFORD	40.774	315	BLOCKLEY	34.919	17	315	BLOCKLEY	1:46.536	1:46.787	0.251
18	315	BLOCKLEY	30.875	33	BEATTIE	40.800	86	SANT	34.936	18	169	CLIFFORD	1:46.573	1:47.903	1.330
19	169	CLIFFORD	30.975	86	SANT	41.161	69	LINDLEY	35.415	19	86	SANT	1:46.880	1:47.058	0.178
20	69	LINDLEY	31.521	69	LINDLEY	41.614	85	MASON	35.422	20	69	LINDLEY	1:48.550	1:49.822	1.272
21	55	HOLMES	31.829	55	HOLMES	41.932	55	HOLMES	35.937	21	55	HOLMES	1:49.698	1:50.911	1.213
22	16	GRAY	32.270	16	GRAY	42.293	16	GRAY	36.802	22	16	GRAY	1:51.365		

BRSCC TCR UK Race Day - Oulton Park

BRSCC Fiesta Junior Championship

RACE 10 - BEST SPEEDS

POS	INTERMEDIATE 1			INTERMEDIATE 2			FINISH LINE		
	NO	NAME	MPH	NO	NAME	MPH	NO	NAME	MPH
1	94	HODGKISS	96.8	21	HARFIELD	82.4	272	O'NEILL-GOING	88.0
2	87	DAVIES	96.6	272	O'NEILL-GOING	82.3	28	DOUGHTY	87.8
3	272	O'NEILL-GOING	96.2	94	HODGKISS	82.2	94	HODGKISS	87.7
4	26	LESLIE	96.2	43	SUTTON	82.2	21	HARFIELD	87.7
5	21	HARFIELD	96.1	28	DOUGHTY	81.9	12	MERRITT	87.3
6	12	MERRITT	95.8	87	DAVIES	81.9	138	FOOTE	87.2
7	33	BEATTIE	95.5	138	FOOTE	81.9	88	GARFORD	87.1
8	144	FOXLOW	95.4	33	BEATTIE	81.7	26	LESLIE	87.0
9	28	DOUGHTY	95.3	85	MASON	81.5	87	DAVIES	86.9
10	138	FOOTE	95.3	29	WATTS	81.4	29	WATTS	86.9
11	169	CLIFFORD	95.1	194	BURGESS	81.3	33	BEATTIE	86.9
12	43	SUTTON	95.0	12	MERRITT	81.2	86	SANT	86.5
13	88	GARFORD	94.7	86	SANT	81.2	169	CLIFFORD	86.5
14	29	WATTS	94.7	169	CLIFFORD	81.1	144	FOXLOW	86.4
15	194	BURGESS	94.6	26	LESLIE	81.0	194	BURGESS	86.1
16	86	SANT	94.3	88	GARFORD	80.7	188	WEBSTER	85.9
17	85	MASON	93.9	315	BLOCKLEY	80.7	43	SUTTON	85.8
18	315	BLOCKLEY	93.3	144	FOXLOW	80.5	315	BLOCKLEY	85.1
19	188	WEBSTER	93.2	69	LINDLEY	80.3	85	MASON	85.0
20	69	LINDLEY	92.4	55	HOLMES	79.5	16	GRAY	84.6
21	55	HOLMES	92.1	188	WEBSTER	79.3	55	HOLMES	84.0
22	16	GRAY	91.6	16	GRAY	71.3	69	LINDLEY	83.8

BRSCC TCR UK Race Day - Oulton Park

BRSCC Fiesta Junior Championship

RACE 10 - STATISTICS

Competitors Started	22
Planned Start	2024-06-08 @ 17:45:00.000
Actual Start	2024-06-08 @ 18:17:20.533
Finish Time	2024-06-08 @ 18:27:52.052
Track Length	2.2260mi.
Total Laps	126
Total Distance Covered	280.4760mi.

Session Fastest Lap History

NO	CL	NAME	LAP TIME	TIME OF DAY	LAP	VEHICLE
21	MK7 (N)	Tommy HARFIELD	1:52.291	18:19:12.821	1	Fiesta Zetec S (Mk7)
272	MK6 (N)	Jenson O'NEILL-GOING	1:44.837	18:20:57.695	2	Fiesta ST (Mk6)
272	MK6 (N)	Jenson O'NEILL-GOING	1:44.123	18:22:41.818	3	Fiesta ST (Mk6)
272	MK6 (N)	Jenson O'NEILL-GOING	1:43.982	18:24:25.800	4	Fiesta ST (Mk6)

Session Leader History

NO	CL	NAME	FROM LAP	LAPS LED	DISTANCE	VEHICLE
21	MK7 (N)	Tommy HARFIELD	1	1	2.22 miles	Fiesta Zetec S (Mk7)
272	MK6 (N)	Jenson O'NEILL-GOING	2	5	11.13 miles	Fiesta ST (Mk6)

Flag History

TYPE	TIME OF DAY
GREEN	18:17:20.533
FINISH	18:27:52.052

Flag Statistics

TYPE	COUNT	TOTAL LAPS	TOTAL TIME
Green	1	6	11:53.442
Red	0	0	0.000
Safety Car	0	0	0.000
FCY	0	0	0.000

BRSCC TCR UK Race Day - Oulton Park

BRSCC Fiesta Junior Championship

RACE 10 - STATISTICS

CLASS : MK6 (N)

3 Starters

Fastest Lap History

NO	NAME	LAP TIME	TIME OF DAY	LAP	VEHICLE
272	Jenson O'NEILL-GOING	1:52.331	18:19:12.865	1	Fiesta ST (Mk6)
272	Jenson O'NEILL-GOING	1:44.837	18:20:57.695	2	Fiesta ST (Mk6)
272	Jenson O'NEILL-GOING	1:44.123	18:22:41.818	3	Fiesta ST (Mk6)
272	Jenson O'NEILL-GOING	1:43.982	18:24:25.800	4	Fiesta ST (Mk6)

Leader History

NO	NAME	FROM LAP	LAPS LED	DISTANCE	VEHICLE
272	Jenson O'NEILL-GOING	1	6	13.35 miles	Fiesta ST (Mk6)

BRSCC TCR UK Race Day - Oulton Park

BRSCC Fiesta Junior Championship

RACE 10 - STATISTICS

CLASS : MK7

5 Starters

Fastest Lap History

NO	NAME	LAP TIME	TIME OF DAY	LAP	VEHICLE
94	Jacob HODGKISS	1:52.485	18:19:13.025	1	Fiesta Zetec S (Mk7)
94	Jacob HODGKISS	1:45.870	18:20:58.894	2	Fiesta Zetec S (Mk7)
28	Benjamin DOUGHTY	1:45.373	18:20:59.222	2	Fiesta Zetec S (Mk7)
94	Jacob HODGKISS	1:44.387	18:22:43.282	3	Fiesta Zetec S (Mk7)
94	Jacob HODGKISS	1:44.346	18:26:12.267	5	Fiesta Zetec S (Mk7)

Leader History

NO	NAME	FROM LAP	LAPS LED	DISTANCE	VEHICLE
94	Jacob HODGKISS	1	6	13.35 miles	Fiesta Zetec S (Mk7)

BRSCC TCR UK Race Day - Oulton Park

BRSCC Fiesta Junior Championship

RACE 10 - STATISTICS

CLASS : MK7 (N)

14 Starters

Fastest Lap History

NO	NAME	LAP TIME	TIME OF DAY	LAP	VEHICLE
21	Tommy HARFIELD	1:52.291	18:19:12.821	1	Fiesta Zetec S (Mk7)
21	Tommy HARFIELD	1:45.200	18:20:58.022	2	Fiesta Zetec S (Mk7)
21	Tommy HARFIELD	1:44.488	18:22:42.515	3	Fiesta Zetec S (Mk7)
26	Finn LESLIE	1:44.411	18:22:42.942	3	Fiesta Zetec S (Mk7)
26	Finn LESLIE	1:44.363	18:26:11.934	5	Fiesta Zetec S (Mk7)

Leader History

NO	NAME	FROM LAP	LAPS LED	DISTANCE	VEHICLE
21	Tommy HARFIELD	1	3	6.67 miles	Fiesta Zetec S (Mk7)
26	Finn LESLIE	4	3	6.67 miles	Fiesta Zetec S (Mk7)