



AIRTEC MOTORSPORT FIESTA ST240 CHAMPIONSHIP



BRSCC TCR UK Race Day
Oulton Park Island
8th June 2024



Timing & Results Provided by Timing Solutions Ltd

www.tsl-timing.com



OultonPark

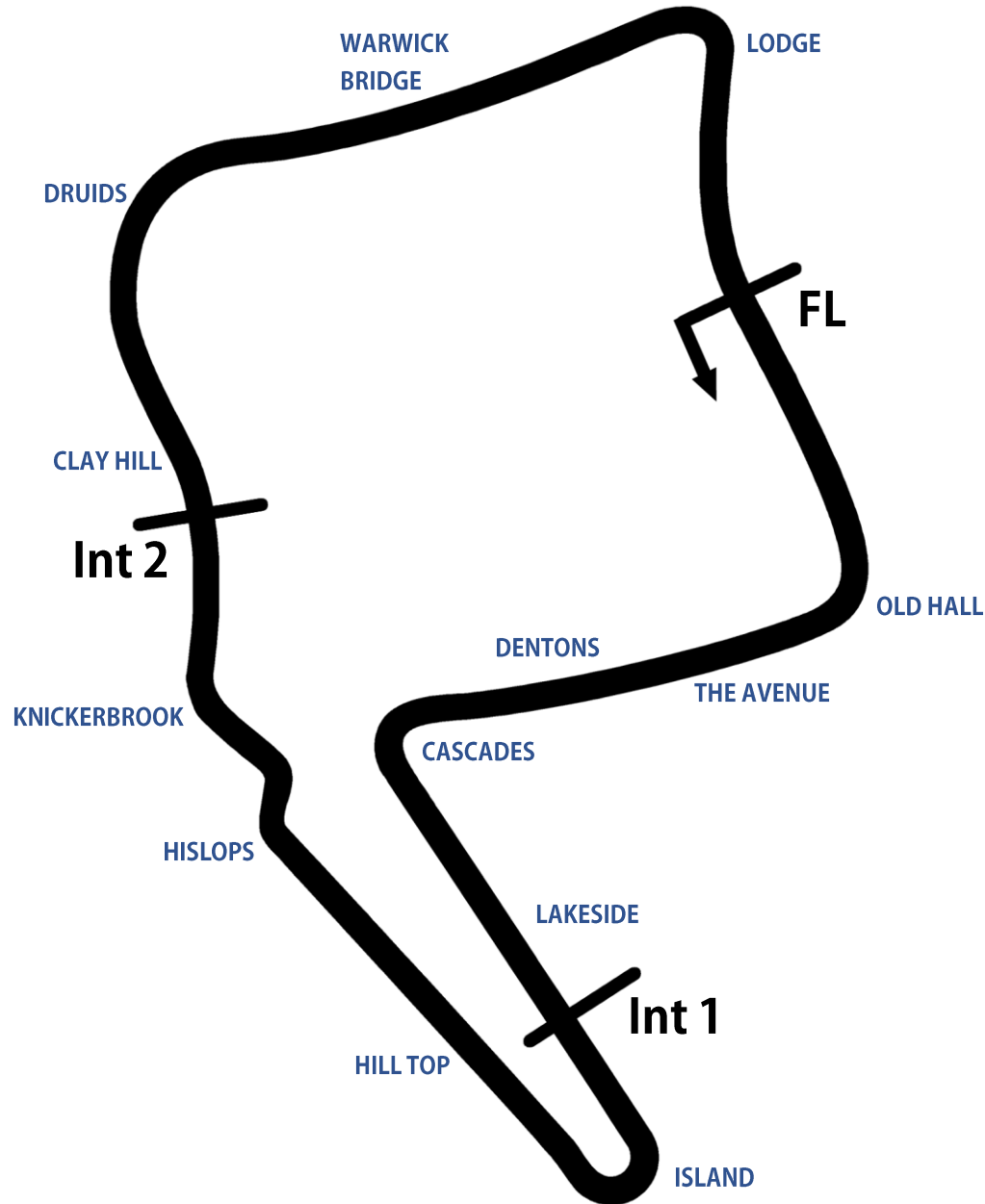
Oulton Park Island Circuit

Little Budworth, Tarporley, Cheshire, UK



SPORTS TIMING

TIMING SOLUTIONS LTD



Length	2.2260 miles 3.582 km 3582.4m		
FL		53.17997 N	2.61294 W
Int 1	1163m	53.17248 N	2.61631 W
Int 2	2316m	53.17830 N	2.62040 W
Pit Entry	3564m	53.18011 N	2.61306 W
Pit Exit	180m after FL	53.17836 N	2.61232 W
Pit Entry - Pit Exit	199m, 14.3s @ 50kph, 11.9s @ 60kph		

BRSCC TCR UK Race Day - Oulton Park
AIRTEC Motorsport Fiesta ST240 Championship
QUALIFYING - RACE 3 - CLASSIFICATION



POS	NO	CL	PIC	NAME	ENTRY	TIME	ON	LAPS	GAP	DIFF	MPH
1	52	PRO (M)	1	Alastair KELLETT	Fiesta ST240	1:36.155	6	8			83.34
2	234*	PRO	1	Zachary LUCAS	Fiesta ST240	1:36.458	9	9	0.303	0.303	83.07
3	14*	PRO	2	Simon HORROBIN	Fiesta ST240	1:36.546	8	9	0.391	0.088	83.00
4	42*	AM	1	Henry HOWARTH	Fiesta ST240	1:36.685	9	9	0.530	0.139	82.88
5	46	PRO	3	Lucas HAYDEN	Fiesta ST240	1:36.707	9	9	0.552	0.022	82.86
6	19	AM	2	Daniel LEWIS	Fiesta ST240	1:36.845	7	8	0.690	0.138	82.74
7	88	PRO (M)	2	John COOPER	Fiesta ST240	1:36.879	9	9	0.724	0.034	82.71
8	89*	PRO	4	Joseph KNIGHT	Fiesta ST240	1:36.898	6	9	0.743	0.019	82.70
9	10*	AM	3	Archie JOHNSON	Fiesta ST240	1:36.944	6	9	0.789	0.046	82.66
10	47*	AM	4	James POPE	Fiesta ST240	1:37.078	7	9	0.923	0.134	82.54
11	664*	PRO	5	Connor BLACKBURN	Fiesta ST240	1:37.266	8	9	1.111	0.188	82.38
12	4*	PRO	6	Gary MILLER	Fiesta ST240	1:37.299	6	9	1.144	0.033	82.36
13	11*	AM	5	Charlie ELLIS	Fiesta ST240	1:38.117	7	9	1.962	0.818	81.67
14	26	AM	6	Harry HAYES	Fiesta ST240	1:38.151	5	9	1.996	0.034	81.64
15	53	PRO	7	Morgan KIDD	Fiesta ST240	1:38.610	7	8	2.455	0.459	81.26
16	152	AM	7	Caitlin MAY	Fiesta ST240	1:38.635	6	9	2.480	0.025	81.24
17	111*	PRO (M)	3	luke WARR	Fiesta ST240	1:38.951	8	9	2.796	0.316	80.98
18	15	AM (M)	1	Marco RICCI	Fiesta ST240	1:39.031	5	9	2.876	0.080	80.92

Comments:

No. 4, 14, 42 - 1 Lap time disallowed; exceeding track limits.
 No. 11, 47, 89, 111, 234 - 2 Lap times disallowed; exceeding track limits.
 No. 10 - 3 Lap times disallowed; exceeding track limits.
 No. 664 - 4 Lap times disallowed; exceeding track limits.

Weather / Track : Cloudy / Dry

Date: 08/06/2024 Start: 10:49 Finish: 11:05
 Oulton Park Island: 2.2260 miles

These results are provisional until the conclusion of any judicial and technical matters.

Clerk Of Course: Mark Noble	Stewards:	Timekeeper: Richard Lomax	
-----------------------------	-----------	---------------------------	--

Results can be found at www.tsl-timing.com

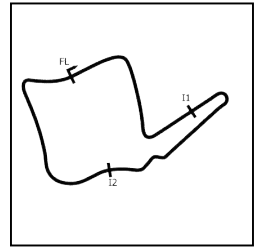
Printed - 11:24 Saturday, 08 June 2024



BRSCC TCR UK Race Day - Oulton Park

AIRTEC Motorsport Fiesta ST240 Championship

QUALIFYING - RACE 3 - SECTOR ANALYSIS



SECTOR 1 = FL to I1, SECTOR 2 = I1 to I2, SECTOR 3 = I2 to FL, DIFF = Difference To Personal Best Lap, P = Crossed Finish Line in Pit Lane, D = Time Disallowed

P1		52 PRO (M) Alastair KELLETT					Fiesta ST240			
IDEAL LAP TIME : 1:36.155		BEST LAP TIME : 1:36.155			DIFFERENCE : 0.000					
LAP	SECTOR 1	SECTOR 2		SECTOR 3		LAP TIME	MPH	DIFF	TIME OF DAY	
1 -	OUTLAP	66.3	45.109	78.5	36.264	97.2			10:51:57.702	
2 -	30.494	92.8	38.318	92.3	33.449	100.6	1:42.261	78.36	6.106	10:53:39.963
3 -	29.023	105.3	36.999	95.0	31.883	100.9	1:37.905 (3)	81.85	1.750	10:55:17.868
4 -	28.586	106.8	37.003	94.1	31.749	101.2	1:37.338 (2)	82.32	1.183	10:56:55.206
5 -	29.525	99.2	42.612	74.9	37.341	99.7	1:49.478	73.19	13.323	10:58:44.684
6 -	28.256	108.2	36.295	95.0	31.604	99.7	1:36.155 (1)	83.34		11:00:20.839
7 -	29.812	92.6	38.660	92.1	32.687	99.8	1:41.159	79.21	5.004	11:02:01.998
8 -	30.047	85.2	42.274	77.9	35.676	98.9	1:47.997	74.20	11.842	11:03:49.995

P2		234 PRO Zachary LUCAS					Fiesta ST240			
IDEAL LAP TIME : 1:36.353		BEST LAP TIME : 1:36.458			DIFFERENCE : 0.105					
LAP	SECTOR 1	SECTOR 2		SECTOR 3		LAP TIME	MPH	DIFF	TIME OF DAY	
1 -	OUTLAP	47.5	51.381	61.5	45.853	96.8			10:52:41.515	
2 -	31.252	67.2	41.601	80.5	33.348	99.5	1:46.201	75.45	9.743	10:54:27.716
3 -	28.543	104.5	36.931	93.4	32.003	99.2	1:37.477	82.21	1.019	10:56:05.193
4 -	28.415	105.8	37.154	93.4	31.740	99.8	1:37.309 D	82.35	0.851	10:57:42.502
5 -	29.230	87.1	39.375	81.1	36.958	100.1	1:45.563 D	75.91	9.105	10:59:28.065
6 -	28.254	106.1	36.495	92.8	31.738	99.7	1:36.487 (2)	83.05	0.029	11:01:04.552
7 -	28.619	106.1	37.554	93.4	35.430	100.4	1:41.603	78.87	5.145	11:02:46.155
8 -	28.277	106.5	36.604	93.9	31.647	99.2	1:36.528 (3)	83.01	0.070	11:04:22.683
9 -	28.211	106.6	36.523	93.3	31.724	98.8	1:36.458 (1)	83.07		11:05:59.141

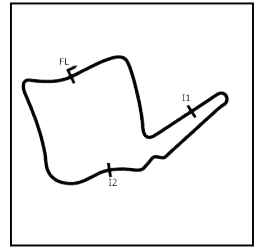
P3		14 PRO Simon HORROBIN					Fiesta ST240			
IDEAL LAP TIME : 1:36.546		BEST LAP TIME : 1:36.546			DIFFERENCE : 0.000					
LAP	SECTOR 1	SECTOR 2		SECTOR 3		LAP TIME	MPH	DIFF	TIME OF DAY	
1 -	OUTLAP	55.2	52.053	54.2	45.555	97.9			10:52:39.983	
2 -	31.735	67.1	41.638	88.8	32.916	98.5	1:46.289	75.39	9.743	10:54:26.272
3 -	28.738	102.6	37.476	92.6	32.191	99.5	1:38.405	81.43	1.859	10:56:04.677
4 -	28.474	106.1	37.091	93.3	31.875	99.8	1:37.440 D	82.24	0.894	10:57:42.117
5 -	28.422	106.5	37.134	93.2	32.013	99.5	1:37.569	82.13	1.023	10:59:19.686
6 -	28.562	106.3	36.959	92.6	31.859	99.2	1:37.380	82.29	0.834	11:00:57.066
7 -	28.349	106.6	36.988	93.2	31.756	99.4	1:37.093 (3)	82.53	0.547	11:02:34.159
8 -	28.156	106.8	36.710	93.4	31.680	99.4	1:36.546 (1)	83.00		11:04:10.705
9 -	28.237	107.8	36.738	93.2	31.839	90.0	1:36.814 (2)	82.77	0.268	11:05:47.519

P4		42 AM Henry HOWARTH					Fiesta ST240			
IDEAL LAP TIME : 1:36.559		BEST LAP TIME : 1:36.685			DIFFERENCE : 0.126					
LAP	SECTOR 1	SECTOR 2		SECTOR 3		LAP TIME	MPH	DIFF	TIME OF DAY	
1 -	OUTLAP	59.8	44.649	65.8	39.583	99.8			10:52:02.739	
2 -	28.999	104.3	39.361	90.8	34.712	99.7	1:43.072	77.74	6.387	10:53:45.811
3 -	28.788	107.7	37.059	92.5	31.987	100.1	1:37.834	81.91	1.149	10:55:23.645
4 -	28.372	107.0	36.838	92.8	31.684	99.8	1:36.894 (2)	82.70	0.209	10:57:00.539
5 -	28.450	107.0	36.798	93.5	31.702	100.1	1:36.950 (3)	82.65	0.265	10:58:37.489
6 -	28.207	108.2	36.727	93.0	31.771	99.8	1:36.705 D	82.86	0.020	11:00:14.194
7 -	30.071	72.7	43.266	58.9	IN PIT		1:54.556 P	69.95	17.871	11:02:08.750
8 -	OUTLAP	96.9	37.729	92.9	34.384	100.3	2:31.850	52.77	55.165	11:04:40.600
9 -	28.260	108.2	36.668	93.8	31.757	100.1	1:36.685 (1)	82.88		11:06:17.285

BRSCC TCR UK Race Day - Oulton Park

AIRTEC Motorsport Fiesta ST240 Championship

QUALIFYING - RACE 3 - SECTOR ANALYSIS



SECTOR 1 = FL to I1, SECTOR 2 = I1 to I2, SECTOR 3 = I2 to FL, DIFF = Difference To Personal Best Lap, P = Crossed Finish Line in Pit Lane, D = Time Disallowed

P5 46 PRO Lucas HAYDEN		Fiesta ST240								
IDEAL LAP TIME : 1:36.631		BEST LAP TIME : 1:36.707		DIFFERENCE : 0.076						
LAP	SECTOR 1	SECTOR 2		SECTOR 3		LAP TIME	MPH	DIFF	TIME OF DAY	
1 -	OUTLAP	69.1	47.709	75.7	38.895	87.6			10:52:16.068	
2 -	32.384	87.4	43.111	88.7	33.870	99.1	1:49.365	73.27	12.658	10:54:05.433
3 -	29.299	103.2	39.710	92.9	32.958	98.3	1:41.967	78.59	5.260	10:55:47.400
4 -	28.473	105.6	37.016	92.9	32.296	96.8	1:37.785	81.95	1.078	10:57:25.185
5 -	28.522	105.3	36.879	93.2	31.963	98.1	1:37.364 (3)	82.30	0.657	10:59:02.549
6 -	28.464	106.3	49.765	88.0	33.042	98.6	1:51.271	72.01	14.564	11:00:53.820
7 -	28.497	106.6	36.923	92.6	31.723	98.8	1:37.143 (2)	82.49	0.436	11:02:30.963
8 -	28.702	102.7	40.792	89.7	32.000	98.8	1:41.494	78.95	4.787	11:04:12.457
9 -	28.261	106.0	36.647	93.0	31.799	100.4	1:36.707 (1)	82.86		11:05:49.164

P6 19 AM Daniel LEWIS		Fiesta ST240								
IDEAL LAP TIME : 1:36.674		BEST LAP TIME : 1:36.845		DIFFERENCE : 0.171						
LAP	SECTOR 1	SECTOR 2		SECTOR 3		LAP TIME	MPH	DIFF	TIME OF DAY	
1 -	OUTLAP	58.5	52.492	64.7	45.822	58.3			10:52:32.592	
2 -	38.259	58.9	49.354	66.3	38.745	99.2	2:06.358	63.41	29.513	10:54:38.950
3 -	29.034	106.8	36.784	94.1	32.007	100.1	1:37.825	81.91	0.980	10:56:16.775
4 -	28.566	106.3	36.819	94.2	31.840	100.1	1:37.225 (3)	82.42	0.380	10:57:54.000
5 -	28.653	106.0	36.603	93.9	31.822	98.5	1:37.078 (2)	82.54	0.233	10:59:31.078
6 -	28.528	107.2	41.582	78.9	35.946	100.1	1:46.056	75.56	9.211	11:01:17.134
7 -	28.448	107.0	36.774	93.9	31.623	100.1	1:36.845 (1)	82.74		11:02:53.979
8 -	33.596	51.4	44.267	84.2	IN PIT		1:58.587 P	67.57	21.742	11:04:52.566

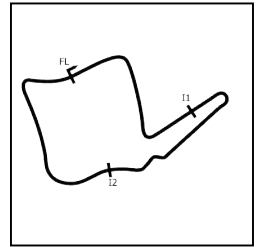
P7 88 PRO (M) John COOPER		Fiesta ST240								
IDEAL LAP TIME : 1:36.653		BEST LAP TIME : 1:36.879		DIFFERENCE : 0.226						
LAP	SECTOR 1	SECTOR 2		SECTOR 3		LAP TIME	MPH	DIFF	TIME OF DAY	
1 -	OUTLAP	63.3	44.864	83.2	36.638	96.5			10:51:58.743	
2 -	30.525	104.5	38.586	93.3	33.158	99.1	1:42.269	78.35	5.390	10:53:41.012
3 -	29.208	108.9	37.362	93.9	32.483	100.3	1:39.053	80.90	2.174	10:55:20.065
4 -	28.965	107.2	36.981	93.8	31.961	100.9	1:37.907	81.84	1.028	10:56:57.972
5 -	28.648	107.8	37.061	94.3	31.752	100.7	1:37.461	82.22	0.582	10:58:35.433
6 -	28.594	108.7	36.516	94.3	32.122	100.0	1:37.232 (2)	82.41	0.353	11:00:12.665
7 -	34.346	70.4	54.348	55.3	37.895	100.4	2:06.589	63.30	29.710	11:02:19.254
8 -	28.562	108.0	37.044	93.7	31.822	99.5	1:37.428 (3)	82.25	0.549	11:03:56.682
9 -	28.422	108.4	36.742	93.0	31.715	100.4	1:36.879 (1)	82.71		11:05:33.561

P8 89 PRO Joseph KNIGHT		Fiesta ST240								
IDEAL LAP TIME : 1:36.482		BEST LAP TIME : 1:36.898		DIFFERENCE : 0.416						
LAP	SECTOR 1	SECTOR 2		SECTOR 3		LAP TIME	MPH	DIFF	TIME OF DAY	
1 -	OUTLAP	62.1	44.082	75.9	36.306	99.7			10:51:59.606	
2 -	29.842	106.5	37.401	94.6	32.640	100.0	1:39.883	80.22	2.985	10:53:39.489
3 -	28.890	106.6	37.132	94.1	31.783	100.9	1:37.805 (3)	81.93	0.907	10:55:17.294
4 -	28.265	107.0	37.505	93.3	31.650	100.1	1:37.420 D	82.25	0.522	10:56:54.714
5 -	28.432	106.0	36.567	93.3	31.764	99.8	1:36.763 D	82.81		10:58:31.477
6 -	28.429	107.3	36.763	93.2	31.706	99.5	1:36.898 (1)	82.70		11:00:08.375
7 -	28.300	105.8	38.720	87.7	IN PIT		1:50.417 P	72.57	13.519	11:01:58.792
8 -	OUTLAP	106.1	36.988	93.2	31.966	99.8	2:30.489	53.25	53.591	11:04:29.281
9 -	28.626	105.1	36.755	93.0	31.940	98.9	1:37.321 (2)	82.34	0.423	11:06:06.602

BRSCC TCR UK Race Day - Oulton Park

AIRTEC Motorsport Fiesta ST240 Championship

QUALIFYING - RACE 3 - SECTOR ANALYSIS



SECTOR 1 = FL to I1, SECTOR 2 = I1 to I2, SECTOR 3 = I2 to FL, DIFF = Difference To Personal Best Lap, P = Crossed Finish Line in Pit Lane, D = Time Disallowed

P9		10 AM		Archie JOHNSON			Fiesta ST240				
IDEAL LAP TIME : 1:36.743		BEST LAP TIME : 1:36.944			DIFFERENCE : 0.201						
LAP	SECTOR 1	SECTOR 2		SECTOR 3		LAP TIME	MPH	DIFF	TIME OF DAY		
1 -	OUTLAP	64.4	43.832	77.7	35.649	100.0			10:52:00.130		
2 -	29.862	99.4	38.702	93.8	32.701	100.3	1:41.265	79.13	4.321	10:53:41.395	
3 -	29.866	89.8	37.455	93.9	32.015	99.5	1:39.336	80.67	2.392	10:55:20.731	
4 -	28.577	105.3	40.466	94.2	31.806	99.4	1:40.849 D	79.46	3.905	10:57:01.580	
5 -	28.376	107.0	36.721	93.4	31.889	98.8	1:36.986 D	82.62	0.042	10:58:38.566	
6 -	28.272	108.2	36.665	94.3	32.007	98.6	1:36.944 (1)	82.66		11:00:15.510	
7 -	28.649	106.1	37.195	93.0	35.037	99.5	1:40.884 D	79.43	3.937	11:01:56.391	
8 -	28.523	106.6	36.991	93.5	31.973	99.4	1:37.487 (2)	82.20	0.543	11:03:33.878	
9 -	28.383	106.3	37.328	93.5	32.190	98.5	1:37.901 (3)	81.85	0.957	11:05:11.779	

P10		47 AM		James POPE			Fiesta ST240				
IDEAL LAP TIME : 1:37.068		BEST LAP TIME : 1:37.078			DIFFERENCE : 0.010						
LAP	SECTOR 1	SECTOR 2		SECTOR 3		LAP TIME	MPH	DIFF	TIME OF DAY		
1 -	OUTLAP	53.9	50.246	59.7	42.442	96.8			10:52:30.762		
2 -	30.148	104.2	38.421	92.0	33.424	98.6	1:41.993	78.57	4.915	10:54:12.755	
3 -	28.942	105.5	37.479	92.8	31.970	98.6	1:38.394 D	81.44	1.313	10:55:51.146	
4 -	28.406	106.3	37.052	93.3	32.110	98.6	1:37.568 (3)	82.13	0.490	10:57:28.714	
5 -	28.411	106.0	37.322	92.5	32.024	98.6	1:37.757 D	81.97	0.679	10:59:06.471	
6 -	28.538	106.1	36.877	92.4	31.995	98.3	1:37.410 (2)	82.26	0.332	11:00:43.881	
7 -	28.385	105.0	36.887	92.6	31.806	98.9	1:37.078 (1)	82.54		11:02:20.959	
8 -	28.497	105.1	37.287	92.6	31.920	98.6	1:37.704	82.01	0.626	11:03:58.663	
9 -	28.505	104.8	37.314	92.1	32.115	97.9	1:37.934	81.82	0.856	11:05:36.597	

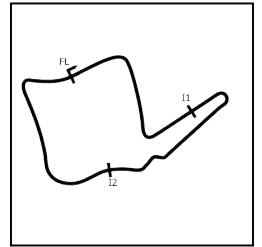
P11		664 PRO		Connor BLACKBURN			Fiesta ST240				
IDEAL LAP TIME : 1:36.758		BEST LAP TIME : 1:37.266			DIFFERENCE : 0.508						
LAP	SECTOR 1	SECTOR 2		SECTOR 3		LAP TIME	MPH	DIFF	TIME OF DAY		
1 -	OUTLAP	51.8	53.173	68.9	41.902	100.0			10:52:32.228		
2 -	30.643	101.5	38.577	92.8	33.507	100.0	1:42.727	78.00	5.461	10:54:14.955	
3 -	29.002	108.0	37.053	93.3	32.153	100.7	1:38.208 D	81.59	0.942	10:55:53.163	
4 -	28.557	107.7	37.095	93.5	32.125	99.8	1:37.777 D	81.95	0.511	10:57:30.940	
5 -	28.206	108.2	37.159	93.4	32.071	100.1	1:37.436 (2)	82.24	0.170	10:59:08.376	
6 -	28.239	108.9	37.123	92.9	32.075	99.5	1:37.437 (3)	82.24	0.171	11:00:45.813	
7 -	29.436	75.0	45.081	78.0	36.015	100.1	1:50.532 D	72.50	13.266	11:02:36.345	
8 -	28.315	108.2	37.224	93.0	31.727	100.6	1:37.266 (1)	82.38		11:04:13.611	
9 -	27.978	108.9	37.231	93.0	32.021	99.7	1:37.230 D	82.41		11:05:50.841	

P12		4 PRO		Gary MILLER			Fiesta ST240				
IDEAL LAP TIME : 1:37.119		BEST LAP TIME : 1:37.299			DIFFERENCE : 0.180						
LAP	SECTOR 1	SECTOR 2		SECTOR 3		LAP TIME	MPH	DIFF	TIME OF DAY		
1 -		69.1	46.978	78.6	35.628	98.3			10:51:56.166		
2 -	30.631	96.9	38.129	93.3	33.371	98.9	1:42.131	78.46	4.832	10:53:38.297	
3 -	29.151	108.2	37.027	93.7	32.298	99.7	1:38.476	81.37	1.177	10:55:16.773	
4 -	30.878	103.8	37.399	93.4	32.093	100.6	1:40.370 D	79.84	3.071	10:56:57.143	
5 -	28.404	106.3	37.171	93.8	32.026	100.1	1:37.601 (2)	82.10	0.302	10:58:34.744	
6 -	28.584	107.5	36.897	93.7	31.818	100.3	1:37.299 (1)	82.36		11:00:12.043	
7 -	28.705	106.6	37.303	93.3	32.704	100.1	1:38.712	81.18	1.413	11:01:50.755	
8 -	28.536	106.5	37.088	95.0	32.157	98.9	1:37.781 (3)	81.95	0.482	11:03:28.536	
9 -	28.812	103.5	37.167	93.7	31.978	99.7	1:37.957	81.80	0.658	11:05:06.493	

BRSCC TCR UK Race Day - Oulton Park

AIRTEC Motorsport Fiesta ST240 Championship

QUALIFYING - RACE 3 - SECTOR ANALYSIS



SECTOR 1 = FL to I1, SECTOR 2 = I1 to I2, SECTOR 3 = I2 to FL, DIFF = Difference To Personal Best Lap, P = Crossed Finish Line in Pit Lane, D = Time Disallowed

P13 11 AM		Charlie ELLIS					Fiesta ST240			
IDEAL LAP TIME : 1:37.918		BEST LAP TIME : 1:38.117					DIFFERENCE : 0.199			
LAP	SECTOR 1	SECTOR 2		SECTOR 3		LAP TIME	MPH	DIFF	TIME OF DAY	
1 -	OUTLAP	54.4	48.287	64.1	37.757	82.2			10:52:17.713	
2 -	33.652	77.2	43.100	82.2	34.697	98.5	1:51.449	71.90	13.332 10:54:09.162	
3 -	29.396	106.0	38.928	90.3	32.491	98.3	1:40.815	79.48	2.698 10:55:49.977	
4 -	29.113	105.1	37.307	91.5	32.222	98.1	1:38.642 (3)	81.23	0.525 10:57:28.619	
5 -	30.568	81.2	39.391	90.0	33.608	97.9	1:43.567	77.37	5.450 10:59:12.186	
6 -	28.729	106.6	37.596	90.5	32.153	97.6	1:38.478 (2)	81.37	0.361 11:00:50.664	
7 -	28.779	106.5	37.291	91.3	32.047	97.9	1:38.117 (1)	81.67	11:02:28.781	
8 -	28.580	105.3	37.313	91.3	32.265	97.6	1:38.158 D	81.63	0.041 11:04:06.939	
9 -	28.638	105.8	38.264	90.5	32.419	97.2	1:39.321 D	80.68	1.204 11:05:46.260	

P14 26 AM		Harry HAYES					Fiesta ST240			
IDEAL LAP TIME : 1:37.589		BEST LAP TIME : 1:38.151					DIFFERENCE : 0.562			
LAP	SECTOR 1	SECTOR 2		SECTOR 3		LAP TIME	MPH	DIFF	TIME OF DAY	
1 -	OUTLAP	62.9	45.922	84.4	38.019	91.8			10:52:07.804	
2 -	31.845	92.4	39.440	92.8	33.753	98.5	1:45.038	76.29	6.887 10:53:52.842	
3 -	29.614	106.6	37.561	92.9	32.335	99.7	1:39.510	80.53	1.359 10:55:32.352	
4 -	29.270	106.6	37.577	92.5	32.084	99.4	1:38.931	81.00	0.780 10:57:11.283	
5 -	29.040	106.6	37.030	92.1	32.081	98.8	1:38.151 (1)	81.64	10:58:49.434	
6 -	28.880	107.7	37.248	91.8	32.203	98.2	1:38.331 (2)	81.49	0.180 11:00:27.765	
7 -	28.478	107.7	38.044	92.1	32.903	98.8	1:39.425	80.59	1.274 11:02:07.190	
8 -	29.070	107.7	37.408	92.6	32.194	98.8	1:38.672	81.21	0.521 11:03:45.862	
9 -	29.078	106.8	37.295	92.5	32.192	98.9	1:38.565 (3)	81.30	0.414 11:05:24.427	

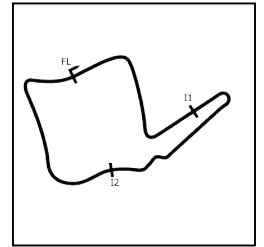
P15 53 PRO		Morgan KIDD					Fiesta ST240			
IDEAL LAP TIME : 1:38.536		BEST LAP TIME : 1:38.610					DIFFERENCE : 0.074			
LAP	SECTOR 1	SECTOR 2		SECTOR 3		LAP TIME	MPH	DIFF	TIME OF DAY	
1 -	OUTLAP	54.2	52.898	51.0	IN PIT				10:52:49.413	
2 -	OUTLAP	79.4	39.103	90.6	32.998	98.5	3:31.123	37.95	1:52.513 10:56:20.536	
3 -	29.879	103.8	37.893	92.3	32.604	98.5	1:40.376	79.83	1.766 10:58:00.912	
4 -	29.279	105.8	37.634	91.8	32.510	98.1	1:39.423	80.60	0.813 10:59:40.335	
5 -	29.041	105.0	37.809	92.0	32.461	98.6	1:39.311	80.69	0.701 11:01:19.646	
6 -	28.753	105.6	37.615	91.3	32.378	97.6	1:38.746 (3)	81.15	0.136 11:02:58.392	
7 -	28.811	105.0	37.573	91.6	32.226	97.2	1:38.610 (1)	81.26	11:04:37.002	
8 -	28.737	105.6	37.669	91.4	32.312	98.6	1:38.718 (2)	81.17	0.108 11:06:15.720	

P16 152 AM		Caitlin MAY					Fiesta ST240			
IDEAL LAP TIME : 1:38.436		BEST LAP TIME : 1:38.635					DIFFERENCE : 0.199			
LAP	SECTOR 1	SECTOR 2		SECTOR 3		LAP TIME	MPH	DIFF	TIME OF DAY	
1 -	OUTLAP	53.1	50.810	61.7	41.845	98.5			10:52:33.531	
2 -	31.313	92.1	39.176	91.5	33.270	99.1	1:43.759	77.23	5.124 10:54:17.290	
3 -	29.517	99.8	38.411	92.1	35.005	97.8	1:42.933	77.85	4.298 10:56:00.223	
4 -	29.158	97.8	38.318	91.9	32.749	98.6	1:40.225	79.95	1.590 10:57:40.448	
5 -	29.025	102.1	38.578	92.6	32.451	99.1	1:40.054	80.09	1.419 10:59:20.502	
6 -	28.570	105.8	37.470	91.9	32.595	98.8	1:38.635 (1)	81.24	11:00:59.137	
7 -	28.748	105.0	37.830	92.0	32.706	99.1	1:39.284	80.71	0.649 11:02:38.421	
8 -	28.700	102.9	37.628	92.0	32.396	99.1	1:38.724 (2)	81.17	0.089 11:04:17.145	
9 -	28.692	106.1	37.674	92.0	32.549	98.5	1:38.915 (3)	81.01	0.280 11:05:56.060	

BRSCC TCR UK Race Day - Oulton Park

AIRTEC Motorsport Fiesta ST240 Championship

QUALIFYING - RACE 3 - SECTOR ANALYSIS



SECTOR 1 = FL to I1, SECTOR 2 = I1 to I2, SECTOR 3 = I2 to FL, DIFF = Difference To Personal Best Lap, P = Crossed Finish Line in Pit Lane, D = Time Disallowed

P17		111 PRO (M) Luke WARR		Fiesta ST240						
IDEAL LAP TIME : 1:38.224		BEST LAP TIME : 1:38.951		DIFFERENCE : 0.727						
LAP	SECTOR 1	SECTOR 2		SECTOR 3		LAP TIME	MPH	DIFF	TIME OF DAY	
1 -	OUTLAP	64.8	44.915	87.3	40.808	92.3			10:52:07.174	
2 -	32.248	100.6	39.096	90.4	35.193	96.6	1:46.537	75.21	7.586	10:53:53.711
3 -	30.221	103.7	38.011	91.5	32.740	97.3	1:40.972 (3)	79.36	2.021	10:55:34.683
4 -	29.506	103.5	37.005	91.6	32.960	98.5	1:39.471 (2)	80.56	0.520	10:57:14.154
5 -	29.652	103.7	37.546	92.0	IN PIT		1:43.420 P	77.48	4.469	10:58:57.574
6 -	OUTLAP	82.1	38.275	92.9	32.525	98.8	2:22.867	56.09	43.916	11:01:20.441
7 -	29.029	103.7	37.133	93.3	32.373	98.9	1:38.535 D	81.32		11:02:58.976
8 -	29.109	105.1	37.455	92.8	32.387	99.2	1:38.951 (1)	80.98		11:04:37.927
9 -	29.055	105.6	37.218	92.8	32.190	98.8	1:38.463 D	81.38		11:06:16.390

P18		15 AM (M) Marco RICCI		Fiesta ST240						
IDEAL LAP TIME : 1:38.772		BEST LAP TIME : 1:39.031		DIFFERENCE : 0.259						
LAP	SECTOR 1	SECTOR 2		SECTOR 3		LAP TIME	MPH	DIFF	TIME OF DAY	
1 -	OUTLAP	58.0	50.792	55.8	40.653	96.1			10:52:24.456	
2 -	32.276	101.5	41.288	88.5	36.617	73.9	1:50.181	72.73	11.150	10:54:14.637
3 -	31.491	101.9	38.468	91.5	32.844	98.2	1:42.803	77.95	3.772	10:55:57.440
4 -	29.412	104.3	37.827	91.0	32.683	99.4	1:39.922	80.19	0.891	10:57:37.362
5 -	28.900	105.0	37.738	89.9	32.393	97.9	1:39.031 (1)	80.92		10:59:16.393
6 -	29.070	105.0	38.033	91.0	32.415	98.2	1:39.518 (2)	80.52	0.487	11:00:55.911
7 -	28.722	106.0	1:15.396	91.4	32.746	98.1	2:16.864	58.55	37.833	11:03:12.775
8 -	29.002	104.0	38.089	89.0	32.753	98.2	1:39.844 (3)	80.26	0.813	11:04:52.619
9 -	28.641	106.0	38.866	87.8	33.537	96.6	1:41.044	79.30	2.013	11:06:33.663

BRSCC TCR UK Race Day - Oulton Park

AIRTEC Motorsport Fiesta ST240 Championship

QUALIFYING - RACE 3 - BEST SECTORS

SECTOR 1			SECTOR 2			SECTOR 3			IDEAL / BEST COMPARISON						
POS	NO	NAME	TIME	NO	NAME	TIME	NO	NAME	TIME	POS	NO	NAME	IDEAL	BEST	DIFF
													PERFECT LAP	1:35.877	
1	664	BLACKBURN	27.978	52	KELLETT	36.295	52	KELLETT	31.604	1	52	KELLETT	1:36.155	1:36.155	0.000
2	14	HORROBIN	28.156	234	LUCAS	36.495	19	LEWIS	31.623	2	234	LUCAS	1:36.353	1:36.458	0.105
3	42	HOWARTH	28.207	88	COOPER	36.516	234	LUCAS	31.647	3	89	KNIGHT	1:36.482	1:36.898	0.416
4	234	LUCAS	28.211	89	KNIGHT	36.567	89	KNIGHT	31.650	4	14	HORROBIN	1:36.546	1:36.546	0.000
5	52	KELLETT	28.256	19	LEWIS	36.603	14	HORROBIN	31.680	5	42	HOWARTH	1:36.559	1:36.685	0.126
6	46	HAYDEN	28.261	46	HAYDEN	36.647	42	HOWARTH	31.684	6	46	HAYDEN	1:36.631	1:36.707	0.076
7	89	KNIGHT	28.265	10	JOHNSON	36.665	88	COOPER	31.715	7	88	COOPER	1:36.653	1:36.879	0.226
8	10	JOHNSON	28.272	42	HOWARTH	36.668	46	HAYDEN	31.723	8	19	LEWIS	1:36.674	1:36.845	0.171
9	47	POPE	28.385	14	HORROBIN	36.710	664	BLACKBURN	31.727	9	10	JOHNSON	1:36.743	1:36.944	0.201
10	4	MILLER	28.404	47	POPE	36.877	10	JOHNSON	31.806	10	664	BLACKBURN	1:36.758	1:37.266	0.508
11	88	COOPER	28.422	4	MILLER	36.897	47	POPE	31.806	11	47	POPE	1:37.068	1:37.078	0.010
12	19	LEWIS	28.448	111	WARR	37.005	4	MILLER	31.818	12	4	MILLER	1:37.119	1:37.299	0.180
13	26	HAYES	28.478	26	HAYES	37.030	11	ELLIS	32.047	13	26	HAYES	1:37.589	1:38.151	0.562
14	152	MAY	28.570	664	BLACKBURN	37.053	26	HAYES	32.081	14	11	ELLIS	1:37.918	1:38.117	0.199
15	11	ELLIS	28.580	11	ELLIS	37.291	111	WARR	32.190	15	111	WARR	1:38.224	1:38.951	0.727
16	15	RICCI	28.641	152	MAY	37.470	53	KIDD	32.226	16	152	MAY	1:38.436	1:38.635	0.199
17	53	KIDD	28.737	53	KIDD	37.573	15	RICCI	32.393	17	53	KIDD	1:38.536	1:38.610	0.074
18	111	WARR	29.029	15	RICCI	37.738	152	MAY	32.396	18	15	RICCI	1:38.772	1:39.031	0.259

BRSCC TCR UK Race Day - Oulton Park

AIRTEC Motorsport Fiesta ST240 Championship

QUALIFYING - RACE 3 - BEST SPEEDS

POS	INTERMEDIATE 1			INTERMEDIATE 2			FINISH LINE		
	NO	NAME	MPH	NO	NAME	MPH	NO	NAME	MPH
1	88	COOPER	108.9	52	KELLETT	95.0	52	KELLETT	101.2
2	664	BLACKBURN	108.9	4	MILLER	95.0	88	COOPER	100.9
3	52	KELLETT	108.2	89	KNIGHT	94.6	89	KNIGHT	100.9
4	42	HOWARTH	108.2	88	COOPER	94.3	664	BLACKBURN	100.7
5	10	JOHNSON	108.2	10	JOHNSON	94.3	4	MILLER	100.6
6	4	MILLER	108.2	19	LEWIS	94.2	234	LUCAS	100.4
7	14	HORROBIN	107.8	234	LUCAS	93.9	46	HAYDEN	100.4
8	26	HAYES	107.7	42	HOWARTH	93.8	42	HOWARTH	100.3
9	89	KNIGHT	107.3	664	BLACKBURN	93.5	10	JOHNSON	100.3
10	19	LEWIS	107.2	14	HORROBIN	93.4	19	LEWIS	100.1
11	234	LUCAS	106.6	47	POPE	93.3	14	HORROBIN	99.8
12	46	HAYDEN	106.6	111	WARR	93.3	26	HAYES	99.7
13	11	ELLIS	106.6	46	HAYDEN	93.2	15	RICCI	99.4
14	47	POPE	106.3	26	HAYES	92.9	111	WARR	99.2
15	152	MAY	106.1	152	MAY	92.6	152	MAY	99.1
16	15	RICCI	106.0	53	KIDD	92.3	47	POPE	98.9
17	53	KIDD	105.8	11	ELLIS	91.5	53	KIDD	98.6
18	111	WARR	105.6	15	RICCI	91.5	11	ELLIS	98.5

BRSCC TCR UK Race Day - Oulton Park

AIRTEC Motorsport Fiesta ST240 Championship

QUALIFYING - RACE 3 - STATISTICS

Competitors Started	18
Planned Start	2024-06-08 @ 10:30:00.000
Actual Start	2024-06-08 @ 10:49:57.408
Finish Time	2024-06-08 @ 11:05:02.678
Track Length	2.2260mi.
Total Laps	159
Total Distance Covered	353.9340mi.

Session Fastest Lap History

NO	CL	NAME	LAP TIME	TIME OF DAY	LAP	VEHICLE
4	PRO	Gary MILLER	1:42.131	10:53:38.297	2	Fiesta ST240
89	PRO	Joseph KNIGHT	1:39.883	10:53:39.482	2	Fiesta ST240
4	PRO	Gary MILLER	1:38.476	10:55:16.773	3	Fiesta ST240
89	PRO	Joseph KNIGHT	1:37.805	10:55:17.288	3	Fiesta ST240
234	PRO	Zachary LUCAS	1:37.477	10:56:05.189	3	Fiesta ST240
52	PRO (M)	Alastair KELLETT	1:37.338	10:56:55.200	4	Fiesta ST240
42	AM	Henry HOWARTH	1:36.894	10:57:00.543	4	Fiesta ST240
52	PRO (M)	Alastair KELLETT	1:36.155	11:00:20.839	6	Fiesta ST240

Flag History

TYPE	TIME OF DAY
GREEN	10:49:57.408
FINISH	11:05:02.678

Flag Statistics

TYPE	COUNT	TOTAL LAPS	TOTAL TIME
Green	1	9	18:23.907
Red	0	0	0.000
Safety Car	0	0	0.000
FCY	0	0	0.000

BRSCC TCR UK Race Day - Oulton Park
AIRTEC Motorsport Fiesta ST240 Championship
QUALIFYING - RACE 3 - STATISTICS

CLASS : AM

7 Starters

Fastest Lap History

NO	NAME	LAP TIME	TIME OF DAY	LAP	VEHICLE
10	Archie JOHNSON	1:41.265	10:53:41.399	2	Fiesta ST240
10	Archie JOHNSON	1:39.336	10:55:20.734	3	Fiesta ST240
42	Henry HOWARTH	1:37.834	10:55:23.648	3	Fiesta ST240
19	Daniel LEWIS	1:37.825	10:56:16.769	3	Fiesta ST240
42	Henry HOWARTH	1:36.894	10:57:00.543	4	Fiesta ST240
19	Daniel LEWIS	1:36.845	11:02:53.970	7	Fiesta ST240
42	Henry HOWARTH	1:36.685	11:06:17.287	9	Fiesta ST240

BRSCC TCR UK Race Day - Oulton Park

AIRTEC Motorsport Fiesta ST240 Championship

QUALIFYING - RACE 3 - STATISTICS

CLASS : AM (M)

1 Starters

Fastest Lap History

NO	NAME	LAP TIME	TIME OF DAY	LAP	VEHICLE
15	Marco RICCI	1:50.181	10:54:14.642	2	Fiesta ST240
15	Marco RICCI	1:42.803	10:55:57.444	3	Fiesta ST240
15	Marco RICCI	1:39.922	10:57:37.362	4	Fiesta ST240
15	Marco RICCI	1:39.031	10:59:16.394	5	Fiesta ST240

BRSCC TCR UK Race Day - Oulton Park

AIRTEC Motorsport Fiesta ST240 Championship

QUALIFYING - RACE 3 - STATISTICS

CLASS : PRO

7 Starters

Fastest Lap History

NO	NAME	LAP TIME	TIME OF DAY	LAP	VEHICLE
4	Gary MILLER	1:42.131	10:53:38.297	2	Fiesta ST240
89	Joseph KNIGHT	1:39.883	10:53:39.482	2	Fiesta ST240
4	Gary MILLER	1:38.476	10:55:16.773	3	Fiesta ST240
89	Joseph KNIGHT	1:37.805	10:55:17.288	3	Fiesta ST240
234	Zachary LUCAS	1:37.477	10:56:05.189	3	Fiesta ST240
46	Lucas HAYDEN	1:37.364	10:59:02.545	5	Fiesta ST240
89	Joseph KNIGHT	1:36.898	11:00:08.369	6	Fiesta ST240
234	Zachary LUCAS	1:36.487	11:01:04.547	6	Fiesta ST240
234	Zachary LUCAS	1:36.458	11:05:59.136	9	Fiesta ST240

BRSCC TCR UK Race Day - Oulton Park

AIRTEC Motorsport Fiesta ST240 Championship

QUALIFYING - RACE 3 - STATISTICS

CLASS : PRO (M)

3 Starters

Fastest Lap History

NO	NAME	LAP TIME	TIME OF DAY	LAP	VEHICLE
52	Alastair KELLETT	1:42.261	10:53:39.956	2	Fiesta ST240
52	Alastair KELLETT	1:37.905	10:55:17.861	3	Fiesta ST240
52	Alastair KELLETT	1:37.338	10:56:55.200	4	Fiesta ST240
88	John COOPER	1:37.232	11:00:12.664	6	Fiesta ST240
52	Alastair KELLETT	1:36.155	11:00:20.839	6	Fiesta ST240

BRSCC TCR UK Race Day - Oulton Park
AIRTEC Motorsport Fiesta ST240 Championship
RACE 3 - GRID (20 minutes)



ROW 9	17	1:38.951	111 Luke WARR	18	1:39.031	15 Marco RICCI		
ROW 8			15	1:38.610	53 Morgan KIDD	16	1:38.635	152 Caitlin MAY
ROW 7	13	1:38.117	11 Charlie ELLIS	14	1:38.151	26 Harry HAYES		
ROW 6			11	1:37.266	664 Connor BLACKBURN	12	1:37.299	4 Gary MILLER
ROW 5	9	1:36.944	10 Archie JOHNSON	10	1:37.078	47 James POPE		
ROW 4			7	1:36.879	88 John COOPER	8	1:36.898	89 Joseph KNIGHT
ROW 3	5	1:36.707	46 Lucas HAYDEN	6	1:36.845	19 Daniel LEWIS		
ROW 2			3	1:36.546	14 Simon HORROBIN	4	1:36.685	42 Henry HOWARTH
ROW 1	1	1:36.155	52 Alastair KELLETT	2	1:36.458	234 Zachary LUCAS		
Pole								

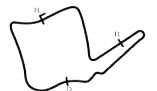
These results are provisional until the conclusion of any judicial and technical matters.

Oulton Park Island: 2.2260 miles

Clerk Of Course: Mark Noble

Stewards:

Timekeeper: Richard Lomax



Results can be found at www.tsl-timing.com

Printed - 11:27 Saturday, 08 June 2024



BRSCC TCR UK Race Day - Oulton Park



AIRTEC Motorsport Fiesta ST240 Championship

RACE 3 - CLASSIFICATION - AMENDED



Race Distance: 13 Laps / 28.93 miles

POS	NO	CL	PIC	NAME	ENTRY	LAPS	TIME	GAP	DIFF	MPH	BEST	ON	GRD	↑↓
1	14	PRO	1	Simon HORROBIN	Fiesta ST240	13	21:14.467			81.74	1:37.033	8	3	2
2	52	PRO (M)	1	Alastair KELLETT	Fiesta ST240	13	21:14.647	0.180	0.180	81.72	1:36.981	8	1	-1
3	88*	PRO (M)	2	John COOPER	Fiesta ST240	13	21:20.115	5.648	5.468	81.38	1:37.017	9	7	4
4	664	PRO	2	Connor BLACKBURN	Fiesta ST240	13	21:21.674	7.207	1.559	81.28	1:37.454	6	11	7
5	42*	AM	1	Henry HOWARTH	Fiesta ST240	13	21:22.190	7.723	0.516	81.24	1:37.399	12	4	-1
6	4	PRO	3	Gary MILLER	Fiesta ST240	13	21:28.977	14.510	6.787	80.82	1:37.352	7	12	6
7	11	AM	2	Charlie ELLIS	Fiesta ST240	13	21:29.760	15.293	0.783	80.77	1:37.959	6	13	6
8	152	AM	3	Caitlin MAY	Fiesta ST240	13	21:31.275	16.808	1.515	80.67	1:37.894	5	16	8
9	53	PRO	4	Morgan KIDD	Fiesta ST240	13	21:32.896	18.429	1.621	80.57	1:37.917	8	15	6
10	46	PRO	5	Lucas HAYDEN	Fiesta ST240	13	21:33.228	18.761	0.332	80.55	1:37.506	11	5	-5
11	26*	AM	4	Harry HAYES	Fiesta ST240	13	21:38.524	24.057	5.296	80.22	1:37.505	11	14	3
12	111*	PRO (M)	3	Luke WARR	Fiesta ST240	13	22:01.389	46.922	22.865	78.83	1:39.114	8	17	5
13	15	AM (M)	1	Marco RICCI	Fiesta ST240	12	21:34.685	1 Lap	1 Lap	74.27	1:39.008	7	18	5

NOT CLASSIFIED

DNF	10	AM		Archie JOHNSON	Fiesta ST240	10	18:21.770	3 Laps	2 Laps	72.73	1:37.294	6	9	
DNF	89	PRO		Joseph KNIGHT	Fiesta ST240	2	3:22.675	11 Laps	8 Laps	79.07	1:37.725	2	8	
DNF	234	PRO		Zachary LUCAS	Fiesta ST240	1	1:53.356	12 Laps	1 Lap	70.69	1:53.356	1	2	
DNF	19	AM		Daniel LEWIS	Fiesta ST240	0							6	
DNF	47	AM		James POPE	Fiesta ST240	0							10	

FASTEST LAP

52	PRO (M)	Alastair KELLETT	Fiesta ST240	8	1:36.981	82.63 mph	132.98 kph
14	PRO	Simon HORROBIN	Fiesta ST240	8	1:37.033	82.58 mph	132.90 kph
10	AM	Archie JOHNSON	Fiesta ST240	6	1:37.294	82.36 mph	132.55 kph
15	AM (M)	Marco RICCI	Fiesta ST240	7	1:39.008	80.93 mph	130.25 kph

Comments:

*Cars 26, 42, 88, 111 - 5 second penalty for exceeding track limits.
Car 664 - removal of 5 second penalty incorrect applied.

Weather / Track : Cloudy / Dry

Date: 08/06/2024 Start: 14:15 Finish: 14:37

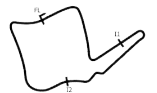
These results are provisional until the conclusion of any judicial and technical matters.

Oulton Park Island: 2.2260 miles

Clerk Of Course: Mark Noble

Stewards:

Timekeeper: Richard Lomax

Results can be found at www.tsl-timing.com

Printed - 15:44 Saturday, 08 June 2024



BRSCC TCR UK Race Day - Oulton Park

AIRTEC Motorsport Fiesta ST240 Championship

RACE 3 - LAP CHART

LAP 1 @ 14:17:31.133			LAP 2 @ 14:19:08.737			LAP 3 @ 14:20:46.383			LAP 4 @ 14:22:24.618			LAP 5 @ 14:24:02.917		
NO	BEHIND	LAP TIME	NO	BEHIND	LAP TIME	NO	BEHIND	LAP TIME	NO	BEHIND	LAP TIME	NO	BEHIND	LAP TIME
52		1:43.740	52		1:37.604	52		1:37.646	52		1:38.235	14		1:38.037
14	0.739	1:44.479	14	0.665	1:37.530	14	0.384	1:37.365	14	0.262	1:38.113	52	0.322	1:38.621
89	1.210	1:44.950	89	1.331	1:37.725	88	1.846	1:37.472	88	1.119	1:37.508	88	0.688	1:37.868
88	2.082	1:45.822	88	2.020	1:37.542	42	2.557	1:37.428	42	2.074	1:37.752	42	1.372	1:37.597
42	2.567	1:46.307	42	2.775	1:37.812	664	4.201	1:37.977	664	3.648	1:37.682	664	2.990	1:37.641
664	3.298	1:47.038	664	3.870	1:38.176	11	6.246	1:39.010	4	6.742	1:37.890	4	6.348	1:37.905
11	3.698	1:47.438	11	4.882	1:38.788	4	7.087	1:38.056	11	7.378	1:39.367	11	7.355	1:38.276
152	5.096	1:48.836	152	6.588	1:39.096	152	8.303	1:39.361	152	8.523	1:38.455	152	8.118	1:37.894
4	6.009	1:49.749	4	6.677	1:38.272	53	8.905	1:38.412	10	9.350	1:38.326	10	8.452	1:37.401
53	6.575	1:50.315	53	8.139	1:39.168	10	9.259	1:38.278	53	10.166	1:39.496	53	9.839	1:37.972
26	7.198	1:50.938	10	8.627	1:38.684	26	10.159	1:38.351	26	10.618	1:38.694	26	10.743	1:38.424
10	7.547	1:51.287	26	9.454	1:39.860	46	11.376	1:37.851	46	10.865	1:37.724	46	11.177	1:38.611
234	9.616	1:53.356	46	11.171	1:38.590	111	16.887	1:40.666	111	20.452	1:41.800	111	21.686	1:39.533
15	9.964	1:53.704	111	13.867	1:40.576	15	57.577	1:43.431	15	1:00.836	1:41.494	15	1:02.516	1:39.979
46	10.185	1:53.925	15	51.792	2:19.432									
111	10.895	1:54.635												

BRSCC TCR UK Race Day - Oulton Park

AIRTEC Motorsport Fiesta ST240 Championship

RACE 3 - LAP CHART

LAP 6 @ 14:25:40.374			LAP 7 @ 14:27:17.650			LAP 8 @ 14:28:54.683			LAP 9 @ 14:30:32.036			LAP 10 @ 14:32:09.742		
NO	BEHIND	LAP TIME	NO	BEHIND	LAP TIME	NO	BEHIND	LAP TIME	NO	BEHIND	LAP TIME	NO	BEHIND	LAP TIME
14		1:37.457	14		1:37.276	14		1:37.033	14		1:37.353	14		1:37.706
52	0.409	1:37.544	52	0.489	1:37.356	52	0.437	1:36.981	52	0.381	1:37.297	52	0.186	1:37.511
88	0.931	1:37.700	88	0.856	1:37.201	88	1.100	1:37.277	88	0.764	1:37.017	88	0.683	1:37.625
42	1.567	1:37.652	42	2.088	1:37.797	42	2.524	1:37.469	42	2.625	1:37.454	42	2.369	1:37.450
664	2.987	1:37.454	664	3.295	1:37.584	664	3.987	1:37.725	664	4.537	1:37.903	664	5.089	1:38.258
4	6.725	1:37.834	4	6.801	1:37.352	4	7.943	1:38.175	4	8.538	1:37.948	4	9.799	1:38.967
11	7.857	1:37.959	11	8.808	1:38.227	11	9.990	1:38.215	11	11.287	1:38.650	11	11.777	1:38.196
10	8.289	1:37.294	10	9.107	1:38.094	10	10.257	1:38.183	152	13.001	1:38.732	152	13.511	1:38.216
152	9.420	1:38.759	152	10.314	1:38.170	152	11.622	1:38.341	53	13.313	1:38.348	53	14.514	1:38.907
53	10.448	1:38.066	53	11.434	1:38.262	53	12.318	1:37.917	46	15.541	1:37.596	46	16.354	1:38.519
26	13.355	1:40.069	46	14.217	1:37.908	46	15.298	1:38.114	26	16.962	1:38.233	26	17.666	1:38.410
46	13.585	1:39.865	26	14.816	1:38.737	26	16.082	1:38.299	111	30.597	1:39.957	111	34.272	1:41.381
111	23.780	1:39.551	111	25.912	1:39.408	111	27.993	1:39.114	10	46.222	2:13.318	15	1:13.304	1:40.361
15	1:04.573	1:39.514	15	1:06.305	1:39.008	15	1:08.438	1:39.166	15	1:10.649	1:39.564			

BRSCC TCR UK Race Day - Oulton Park

AIRTEC Motorsport Fiesta ST240 Championship

RACE 3 - LAP CHART

LAP 11 @ 14:33:46.833			LAP 12 @ 14:35:24.127			LAP 13 @ 14:37:01.860		
NO	BEHIND	LAP TIME	NO	BEHIND	LAP TIME	NO	BEHIND	LAP TIME
14		1:37.091	14		1:37.294	14		1:37.733
52	0.283	1:37.188	52	0.251	1:37.262	52	0.180	1:37.662
88	0.807	1:37.215	88	0.722	1:37.209	88	0.648	1:37.659
42	2.863	1:37.585	42	2.968	1:37.399	42	2.723	1:37.488
664	5.885	1:37.887	664	6.354	1:37.763	664	7.207	1:38.586
4	12.437	1:39.729	4	13.856	1:38.713	4	14.510	1:38.387
11	12.927	1:38.241	11	14.429	1:38.796	11	15.293	1:38.597
152	14.816	1:38.396	152	16.054	1:38.532	152	16.808	1:38.487
53	15.909	1:38.486	53	16.941	1:38.326	53	18.429	1:39.221
46	16.769	1:37.506	46	17.628	1:38.153	46	18.761	1:38.866
26	18.080	1:37.505	26	18.654	1:37.868	26	19.057	1:38.136
10	1 Lap	2:50.905 P	111	39.387	1:39.985	15	1 Lap	2:19.257
111	36.696	1:39.515				111	41.922	1:40.268
15	1:15.988	1:39.775						

BRSCC TCR UK Race Day - Oulton Park

AIRTEC Motorsport Fiesta ST240 Championship

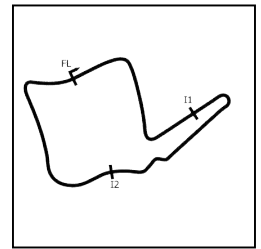
RACE 3 - POSITION CHART

No	Name	Lap													
		Pos	1	2	3	4	5	6	7	8	9	10	11	12	13
52	KELLETT	1	52	52	52	52	14	14	14	14	14	14	14	14	14
234	LUCAS	2	14	14	14	14	52	52	52	52	52	52	52	52	52
14	HORROBIN	3	89	89	88	88	88	88	88	88	88	88	88	88	88
42	HOWARTH	4	88	88	42	42	42	42	42	42	42	42	42	42	42
46	HAYDEN	5	42	42	664	664	664	664	664	664	664	664	664	664	664
19	LEWIS	6	664	664	11	4	4	4	4	4	4	4	4	4	4
88	COOPER	7	11	11	4	11	11	11	11	11	11	11	11	11	11
89	KNIGHT	8	152	152	152	152	152	10	10	10	152	152	152	152	152
10	JOHNSON	9	4	4	53	10	10	152	152	152	53	53	53	53	53
47	POPE	10	53	53	10	53	53	53	53	53	46	46	46	46	46
664	BLACKBURN	11	26	10	26	26	26	26	46	46	26	26	26	26	26
4	MILLER	12	10	26	46	46	46	46	26	26	111	111	111	111	111
11	ELLIS	13	234	46	111	111	111	111	111	111	10	15	15	15	
26	HAYES	14	15	111	15	15	15	15	15	15	15	10			
53	KIDD	15	46	15											
152	MAY	16	111												
111	WARR	17													
15	RICCI	18													

BRSCC TCR UK Race Day - Oulton Park

AIRTEC Motorsport Fiesta ST240 Championship

RACE 3 - SECTOR ANALYSIS



SECTOR 1 = FL to I1, SECTOR 2 = I1 to I2, SECTOR 3 = I2 to FL, DIFF = Difference To Personal Best Lap, P = Crossed Finish Line in Pit Lane, D = Time Disallowed

P1		14 PRO		Simon HORROBIN			Fiesta ST240				
IDEAL LAP TIME : 1:36.727		BEST LAP TIME : 1:37.033			DIFFERENCE : 0.306						
LAP	SECTOR 1	SECTOR 2		SECTOR 3		LAP TIME	MPH	DIFF	TIME OF DAY		
1 -		106.1	37.205	93.2	31.972	99.4	1:44.479	76.70	7.446	14:17:31.872	
2 -	28.570	107.0	37.044	93.2	31.916	100.4	1:37.530	82.16	0.497	14:19:09.402	
3 -	28.369	104.3	37.244	93.3	31.752	100.0	1:37.365	82.30	0.332	14:20:46.767	
4 -	28.845	101.2	37.086	94.5	32.182	101.0	1:38.113	81.67	1.080	14:22:24.880	
5 -	28.703	106.3	37.239	93.5	32.095	99.7	1:38.037	81.74	1.004	14:24:02.917	
6 -	28.405	106.5	37.064	92.8	31.988	100.0	1:37.457	82.22	0.424	14:25:40.374	
7 -	28.221	107.0	37.053	93.5	32.002	100.4	1:37.276 (3)	82.38	0.243	14:27:17.650	
8 -	28.228	104.5	37.029	93.7	31.776	99.7	1:37.033 (1)	82.58		14:28:54.683	
9 -	28.429	106.3	36.896	93.9	32.028	99.5	1:37.353	82.31	0.320	14:30:32.036	
10 -	28.361	106.3	37.167	93.3	32.178	100.1	1:37.706	82.01	0.673	14:32:09.742	
11 -	28.232	108.0	36.754	92.9	32.105	99.5	1:37.091 (2)	82.53	0.058	14:33:46.833	
12 -	28.359	107.8	37.177	93.8	31.758	100.1	1:37.294	82.36	0.261	14:35:24.127	
13 -	28.473	106.0	37.133	93.8	32.127	99.2	1:37.733	81.99	0.700	14:37:01.860	

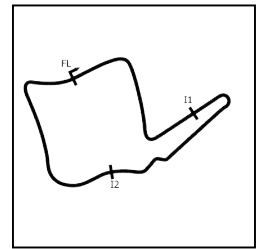
P2		52 PRO (M)		Alastair KELLETT			Fiesta ST240				
IDEAL LAP TIME : 1:36.741		BEST LAP TIME : 1:36.981			DIFFERENCE : 0.240						
LAP	SECTOR 1	SECTOR 2		SECTOR 3		LAP TIME	MPH	DIFF	TIME OF DAY		
1 -		106.1	37.130	92.3	32.155	98.8	1:43.740	77.24	6.759	14:17:31.133	
2 -	28.730	107.5	36.713	94.2	32.161	100.0	1:37.604	82.10	0.623	14:19:08.737	
3 -	28.623	104.6	36.868	94.2	32.155	98.3	1:37.646	82.06	0.665	14:20:46.383	
4 -	28.954	108.7	36.975	93.7	32.306	99.5	1:38.235	81.57	1.254	14:22:24.618	
5 -	28.627	108.0	37.853	94.3	32.141	99.8	1:38.621	81.25	1.640	14:24:03.239	
6 -	28.515	109.1	36.920	94.1	32.109	99.7	1:37.544	82.15	0.563	14:25:40.783	
7 -	28.378	108.0	37.041	94.2	31.937	100.3	1:37.356	82.31	0.375	14:27:18.139	
8 -	28.270	106.5	36.953	94.2	31.758	100.0	1:36.981 (1)	82.63		14:28:55.120	
9 -	28.406	104.5	36.824	94.1	32.067	99.7	1:37.297	82.36	0.316	14:30:32.417	
10 -	28.290	106.5	37.112	94.1	32.109	99.8	1:37.511	82.18	0.530	14:32:09.928	
11 -	28.419	106.8	36.864	93.7	31.905	100.1	1:37.188 (2)	82.45	0.207	14:33:47.116	
12 -	28.355	103.5	37.073	93.3	31.834	100.6	1:37.262 (3)	82.39	0.281	14:35:24.378	
13 -	28.408	107.3	37.149	93.9	32.105	100.1	1:37.662	82.05	0.681	14:37:02.040	

P3		88 PRO (M)		John COOPER			Fiesta ST240				
IDEAL LAP TIME : 1:36.656		BEST LAP TIME : 1:37.017			DIFFERENCE : 0.361						
LAP	SECTOR 1	SECTOR 2		SECTOR 3		LAP TIME	MPH	DIFF	TIME OF DAY		
1 -		107.0	37.541	93.0	32.164	100.6	1:45.822	75.72	8.805	14:17:33.215	
2 -	28.561	108.9	36.784	94.1	32.197	100.4	1:37.542	82.15	0.525	14:19:10.757	
3 -	28.420	106.3	37.174	94.9	31.878	100.7	1:37.472	82.21	0.455	14:20:48.229	
4 -	28.580	105.6	37.048	94.5	31.880	101.0	1:37.508	82.18	0.491	14:22:25.737	
5 -	28.226	108.0	37.808	94.5	31.834	100.6	1:37.868	81.88	0.851	14:24:03.605	
6 -	28.625	108.5	37.212	94.2	31.863	100.6	1:37.700	82.02	0.683	14:25:41.305	
7 -	28.498	108.7	36.915	94.2	31.788	100.3	1:37.201 (2)	82.44	0.184	14:27:18.506	
8 -	28.460	107.8	37.017	93.9	31.800	100.6	1:37.277	82.37	0.260	14:28:55.783	
9 -	28.431	108.2	36.876	93.8	31.710	101.0	1:37.017 (1)	82.59		14:30:32.800	
10 -	28.327	108.7	37.286	93.7	32.012	100.9	1:37.625	82.08	0.608	14:32:10.425	
11 -	28.462	109.2	37.107	93.3	31.646	100.4	1:37.215	82.43	0.198	14:33:47.640	
12 -	28.283	108.4	36.987	93.3	31.939	100.7	1:37.209 (3)	82.43	0.192	14:35:24.849	
13 -	28.438	108.5	37.443	93.2	31.778	101.5	1:37.659	82.05	0.642	14:37:02.508	

BRSCC TCR UK Race Day - Oulton Park

AIRTEC Motorsport Fiesta ST240 Championship

RACE 3 - SECTOR ANALYSIS



SECTOR 1 = FL to I1, SECTOR 2 = I1 to I2, SECTOR 3 = I2 to FL, DIFF = Difference To Personal Best Lap, P = Crossed Finish Line in Pit Lane, D = Time Disallowed

P4		42 AM		Henry HOWARTH			Fiesta ST240			
IDEAL LAP TIME : 1:37.031		BEST LAP TIME : 1:37.399			DIFFERENCE : 0.368					
LAP	SECTOR 1	SECTOR 2		SECTOR 3		LAP TIME	MPH	DIFF	TIME OF DAY	
1 -		106.8	37.799	92.8	32.200	98.9	1:46.307	75.38	8.908	14:17:33.700
2 -	28.685	108.2	37.137	93.7	31.990	99.7	1:37.812	81.92	0.413	14:19:11.512
3 -	28.434	107.8	37.129	94.2	31.865	99.4	1:37.428 (2)	82.25	0.029	14:20:48.940
4 -	28.646	107.7	37.056	94.1	32.050	99.8	1:37.752	81.97	0.353	14:22:26.692
5 -	28.373	108.4	37.154	94.3	32.070	99.5	1:37.597	82.10	0.198	14:24:04.289
6 -	28.338	109.4	37.172	94.5	32.142	99.1	1:37.652	82.06	0.253	14:25:41.941
7 -	28.582	107.3	37.154	94.2	32.061	95.0	1:37.797	81.94	0.398	14:27:19.738
8 -	28.432	107.8	37.182	94.2	31.855	99.5	1:37.469	82.21	0.070	14:28:57.207
9 -	28.296	108.7	37.184	92.6	31.974	100.7	1:37.454	82.22	0.055	14:30:34.661
10 -	28.584	108.2	36.880	92.9	31.986	97.9	1:37.450 (3)	82.23	0.051	14:32:12.111
11 -	28.473	108.4	37.043	93.7	32.069	98.2	1:37.585	82.11	0.186	14:33:49.696
12 -	28.470	107.8	37.034	92.6	31.895	99.2	1:37.399 (1)	82.27		14:35:27.095
13 -	28.313	108.9	37.038	93.2	32.137	97.5	1:37.488	82.20	0.089	14:37:04.583

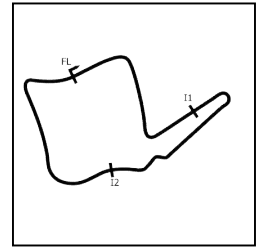
P5		664 PRO		Connor BLACKBURN			Fiesta ST240			
IDEAL LAP TIME : 1:37.269		BEST LAP TIME : 1:37.454			DIFFERENCE : 0.185					
LAP	SECTOR 1	SECTOR 2		SECTOR 3		LAP TIME	MPH	DIFF	TIME OF DAY	
1 -		106.6	37.400	93.8	32.517	99.8	1:47.038	74.86	9.584	14:17:34.431
2 -	28.472	109.8	37.129	93.4	32.575	100.3	1:38.176	81.62	0.722	14:19:12.607
3 -	28.777	108.4	37.126	93.3	32.074	100.0	1:37.977	81.79	0.523	14:20:50.584
4 -	28.437	108.4	37.068	93.5	32.177	100.4	1:37.682	82.03	0.228	14:22:28.266
5 -	28.318	109.1	37.234	93.4	32.089	100.0	1:37.641 (3)	82.07	0.187	14:24:05.907
6 -	28.164	108.2	37.200	92.6	32.090	100.3	1:37.454 (1)	82.22		14:25:43.361
7 -	28.446	107.0	37.039	93.5	32.099	100.4	1:37.584 (2)	82.12	0.130	14:27:20.945
8 -	28.518	107.0	37.141	93.2	32.066	100.3	1:37.725	82.00	0.271	14:28:58.670
9 -	28.388	108.2	37.344	93.2	32.171	99.8	1:37.903	81.85	0.449	14:30:36.573
10 -	28.369	108.5	37.504	92.9	32.385	99.7	1:38.258	81.55	0.804	14:32:14.831
11 -	28.504	108.0	37.274	93.2	32.109	100.3	1:37.887	81.86	0.433	14:33:52.718
12 -	28.213	109.1	37.462	92.9	32.088	100.0	1:37.763	81.96	0.309	14:35:30.481
13 -	28.579	108.2	37.870	92.9	32.137	99.5	1:38.586	81.28	1.132	14:37:09.067

P6		4 PRO		Gary MILLER			Fiesta ST240			
IDEAL LAP TIME : 1:37.158		BEST LAP TIME : 1:37.352			DIFFERENCE : 0.194					
LAP	SECTOR 1	SECTOR 2		SECTOR 3		LAP TIME	MPH	DIFF	TIME OF DAY	
1 -		102.2	37.833	94.5	32.742	100.4	1:49.749	73.01	12.397	14:17:37.142
2 -	28.712	107.2	37.193	94.9	32.367	99.2	1:38.272	81.54	0.920	14:19:15.414
3 -	29.038	105.1	37.098	95.0	31.920	100.0	1:38.056	81.72	0.704	14:20:53.470
4 -	28.313	107.3	37.366	94.3	32.211	99.5	1:37.890 (3)	81.86	0.538	14:22:31.360
5 -	28.510	107.0	37.189	93.9	32.206	100.6	1:37.905	81.85	0.553	14:24:09.265
6 -	28.460	106.3	37.338	92.9	32.036	99.5	1:37.834 (2)	81.91	0.482	14:25:47.099
7 -	28.441	107.2	36.925	93.5	31.986	100.4	1:37.352 (1)	82.31		14:27:24.451
8 -	28.616	105.8	37.470	93.9	32.089	99.1	1:38.175	81.62	0.823	14:29:02.626
9 -	28.421	107.7	37.289	93.5	32.238	99.2	1:37.948	81.81	0.596	14:30:40.574
10 -	29.085	106.5	37.348	93.5	32.534	98.6	1:38.967	80.97	1.615	14:32:19.541
11 -	28.709	107.2	37.615	93.4	33.405	99.7	1:39.729	80.35	2.377	14:33:59.270
12 -	28.766	104.8	37.413	93.5	32.534	99.2	1:38.713	81.18	1.361	14:35:37.983
13 -	28.673	105.0	37.431	94.1	32.283	98.2	1:38.387	81.44	1.035	14:37:16.370

BRSCC TCR UK Race Day - Oulton Park

AIRTEC Motorsport Fiesta ST240 Championship

RACE 3 - SECTOR ANALYSIS



SECTOR 1 = FL to I1, SECTOR 2 = I1 to I2, SECTOR 3 = I2 to FL, DIFF = Difference To Personal Best Lap, P = Crossed Finish Line in Pit Lane, D = Time Disallowed

P7		11 AM		Charlie ELLIS		Fiesta ST240				
IDEAL LAP TIME : 1:37.812		BEST LAP TIME : 1:37.959		DIFFERENCE : 0.147						
LAP	SECTOR 1	SECTOR 2	SECTOR 3	LAP TIME	MPH	DIFF	TIME OF DAY			
1 -		103.4	37.508	92.0	32.205	97.5	1:47.438	74.58	9.479	14:17:34.831
2 -	28.876	106.6	37.476	91.8	32.436	96.9	1:38.788	81.11	0.829	14:19:13.619
3 -	28.973	106.3	37.807	91.4	32.230	95.7	1:39.010	80.93	1.051	14:20:52.629
4 -	28.849	106.1	38.046	91.8	32.472	96.5	1:39.367	80.64	1.408	14:22:31.996
5 -	28.723	106.5	37.439	91.6	32.114	97.6	1:38.276	81.54	0.317	14:24:10.272
6 -	28.521	107.5	37.393	91.5	32.045	96.0	1:37.959 (1)	81.80		14:25:48.231
7 -	28.659	107.2	37.496	92.0	32.072	96.6	1:38.227	81.58	0.268	14:27:26.458
8 -	28.673	106.1	37.372	91.3	32.170	96.6	1:38.215 (3)	81.59	0.256	14:29:04.673
9 -	28.692	107.8	37.736	91.1	32.222	96.5	1:38.650	81.23	0.691	14:30:43.323
10 -	28.805	106.3	37.246	91.9	32.145	96.8	1:38.196 (2)	81.60	0.237	14:32:21.519
11 -	28.594	107.5	37.311	91.4	32.336	97.8	1:38.241	81.57	0.282	14:33:59.760
12 -	28.667	107.0	37.693	91.1	32.436	97.1	1:38.796	81.11	0.837	14:35:38.556
13 -	28.729	105.8	37.546	91.4	32.322	95.7	1:38.597	81.27	0.638	14:37:17.153

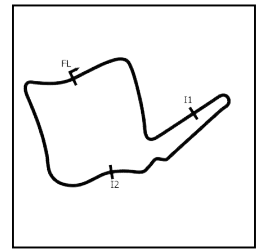
P8		152 AM		Caitlin MAY		Fiesta ST240				
IDEAL LAP TIME : 1:37.878		BEST LAP TIME : 1:37.894		DIFFERENCE : 0.016						
LAP	SECTOR 1	SECTOR 2	SECTOR 3	LAP TIME	MPH	DIFF	TIME OF DAY			
1 -		101.3	37.747	91.9	32.438	98.5	1:48.836	73.62	10.942	14:17:36.229
2 -	28.653	103.7	37.893	92.0	32.550	97.2	1:39.096	80.86	1.202	14:19:15.325
3 -	29.494	104.0	37.679	92.9	32.188	99.1	1:39.361	80.65	1.467	14:20:54.686
4 -	28.441	105.6	37.816	92.3	32.198	99.1	1:38.455	81.39	0.561	14:22:33.141
5 -	28.363	107.3	37.455	93.3	32.076	99.4	1:37.894 (1)	81.85		14:24:11.035
6 -	28.358	103.8	37.981	92.3	32.420	98.5	1:38.759	81.14	0.865	14:25:49.794
7 -	28.557	105.0	37.444	93.3	32.169	99.8	1:38.170 (2)	81.62	0.276	14:27:27.964
8 -	28.474	104.2	37.697	91.4	32.170	98.6	1:38.341	81.48	0.447	14:29:06.305
9 -	28.500	105.0	37.732	91.5	32.500	97.9	1:38.732	81.16	0.838	14:30:45.037
10 -	28.483	106.8	37.460	91.4	32.273	98.6	1:38.216 (3)	81.59	0.322	14:32:23.253
11 -	28.381	104.8	37.660	91.6	32.355	98.6	1:38.396	81.44	0.502	14:34:01.649
12 -	28.534	106.0	37.738	92.0	32.260	98.3	1:38.532	81.32	0.638	14:35:40.181
13 -	28.518	105.1	37.477	93.2	32.492	98.1	1:38.487	81.36	0.593	14:37:18.668

P9		53 PRO		Morgan KIDD		Fiesta ST240				
IDEAL LAP TIME : 1:37.775		BEST LAP TIME : 1:37.917		DIFFERENCE : 0.142						
LAP	SECTOR 1	SECTOR 2	SECTOR 3	LAP TIME	MPH	DIFF	TIME OF DAY			
1 -		99.7	38.191	92.5	32.706	98.6	1:50.315	72.64	12.398	14:17:37.708
2 -	28.840	106.6	37.764	90.9	32.564	98.1	1:39.168	80.80	1.251	14:19:16.876
3 -	28.762	106.5	37.691	92.9	31.959	99.1	1:38.412	81.42	0.495	14:20:55.288
4 -	28.445	106.3	37.913	91.9	33.138	98.2	1:39.496	80.54	1.579	14:22:34.784
5 -	28.606	105.8	37.430	92.3	31.936	98.8	1:37.972 (2)	81.79	0.055	14:24:12.756
6 -	28.430	106.3	37.482	92.5	32.154	98.5	1:38.066 (3)	81.71	0.149	14:25:50.822
7 -	28.666	106.3	37.423	92.8	32.173	98.8	1:38.262	81.55	0.345	14:27:29.084
8 -	28.468	107.2	37.409	92.4	32.040	98.6	1:37.917 (1)	81.84		14:29:07.001
9 -	28.600	106.3	37.468	92.1	32.280	98.6	1:38.348	81.48	0.431	14:30:45.349
10 -	28.911	106.6	37.705	92.3	32.291	98.9	1:38.907	81.02	0.990	14:32:24.256
11 -	28.752	105.6	37.432	92.3	32.302	96.1	1:38.486	81.36	0.569	14:34:02.742
12 -	28.729	105.5	37.535	92.6	32.062	98.2	1:38.326	81.50	0.409	14:35:41.068
13 -	28.628	105.3	37.604	92.3	32.989	97.2	1:39.221	80.76	1.304	14:37:20.289

BRSCC TCR UK Race Day - Oulton Park

AIRTEC Motorsport Fiesta ST240 Championship

RACE 3 - SECTOR ANALYSIS



SECTOR 1 = FL to I1, SECTOR 2 = I1 to I2, SECTOR 3 = I2 to FL, DIFF = Difference To Personal Best Lap, P = Crossed Finish Line in Pit Lane, D = Time Disallowed

P10 46 PRO Lucas HAYDEN		Fiesta ST240									
IDEAL LAP TIME : 1:37.349		BEST LAP TIME : 1:37.506			DIFFERENCE : 0.157						
LAP	SECTOR 1	SECTOR 2	SECTOR 3	LAP TIME	MPH	DIFF	TIME OF DAY				
1 -	75.0	40.140	93.2	32.986	98.8	1:53.925	70.34	16.419	14:17:41.318		
2 -	29.167	105.5	37.081	92.8	32.342	97.8	1:38.590	81.28	1.084	14:19:19.908	
3 -	28.398	106.8	37.521	93.5	31.932	98.8	1:37.851	81.89	0.345	14:20:57.759	
4 -	28.441	104.8	37.172	93.7	32.111	98.5	1:37.724 (3)	82.00	0.218	14:22:35.483	
5 -	28.749	100.6	37.419	93.4	32.443	96.8	1:38.611	81.26	1.105	14:24:14.094	
6 -	28.430	107.0	39.237	91.5	32.198	98.9	1:39.865	80.24	2.359	14:25:53.959	
7 -	28.395	105.6	37.398	92.8	32.115	98.6	1:37.908	81.84	0.402	14:27:31.867	
8 -	28.516	106.0	37.113	92.6	32.485	98.6	1:38.114	81.67	0.608	14:29:09.981	
9 -	28.336	106.1	37.160	93.0	32.100	98.8	1:37.596 (2)	82.10	0.090	14:30:47.577	
10 -	28.719	105.1	37.491	93.2	32.309	97.8	1:38.519	81.34	1.013	14:32:26.096	
11 -	28.371	107.0	37.089	93.2	32.046	97.9	1:37.506 (1)	82.18		14:34:03.602	
12 -	28.648	105.1	37.195	94.5	32.310	97.5	1:38.153	81.64	0.647	14:35:41.755	
13 -	28.474	105.6	37.343	94.1	33.049	97.8	1:38.866	81.05	1.360	14:37:20.621	

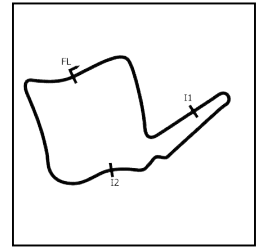
P11 26 AM Harry HAYES		Fiesta ST240									
IDEAL LAP TIME : 1:37.402		BEST LAP TIME : 1:37.505			DIFFERENCE : 0.103						
LAP	SECTOR 1	SECTOR 2	SECTOR 3	LAP TIME	MPH	DIFF	TIME OF DAY				
1 -	103.2	38.494	93.5	32.749	99.7	1:50.938	72.23	13.433	14:17:38.331		
2 -	28.811	107.7	38.084	92.4	32.965	99.1	1:39.860	80.24	2.355	14:19:18.191	
3 -	28.831	108.9	37.566	93.4	31.954	99.5	1:38.351	81.47	0.846	14:20:56.542	
4 -	28.403	108.7	37.654	92.5	32.637	99.1	1:38.694	81.19	1.189	14:22:35.236	
5 -	28.659	108.7	37.564	93.3	32.201	99.5	1:38.424	81.41	0.919	14:24:13.660	
6 -	28.696	107.8	39.073	91.5	32.300	98.2	1:40.069	80.08	2.564	14:25:53.729	
7 -	28.878	106.1	37.658	93.8	32.201	99.2	1:38.737	81.16	1.232	14:27:32.466	
8 -	28.528	107.2	37.526	92.9	32.245	98.9	1:38.299	81.52	0.794	14:29:10.765	
9 -	28.531	106.3	37.449	93.4	32.253	98.9	1:38.233	81.57	0.728	14:30:48.998	
10 -	28.684	103.8	37.332	93.3	32.394	99.7	1:38.410	81.43	0.905	14:32:27.408	
11 -	28.488	108.7	37.170	93.4	31.847	99.4	1:37.505 (1)	82.18		14:34:04.913	
12 -	28.385	108.2	37.354	93.2	32.129	98.3	1:37.868 (2)	81.88	0.363	14:35:42.781	
13 -	28.589	108.0	37.399	93.5	32.148	97.9	1:38.136 (3)	81.65	0.631	14:37:20.917	

P12 111 PRO (M) Luke WARR		Fiesta ST240									
IDEAL LAP TIME : 1:39.085		BEST LAP TIME : 1:39.114			DIFFERENCE : 0.029						
LAP	SECTOR 1	SECTOR 2	SECTOR 3	LAP TIME	MPH	DIFF	TIME OF DAY				
1 -	91.5	39.117	90.9	34.046	98.3	1:54.635	69.90	15.521	14:17:42.028		
2 -	29.872	104.0	37.816	91.8	32.888	97.6	1:40.576	79.67	1.462	14:19:22.604	
3 -	29.377	101.9	38.222	91.1	33.067	98.3	1:40.666	79.60	1.552	14:21:03.270	
4 -	29.959	101.8	37.618	91.8	34.223	98.3	1:41.800	78.71	2.686	14:22:45.070	
5 -	29.228	104.3	37.402	92.5	32.903	98.3	1:39.533	80.51	0.419	14:24:24.603	
6 -	29.489	103.2	37.314	92.3	32.748	97.8	1:39.551	80.49	0.437	14:26:04.154	
7 -	29.307	104.3	37.459	91.9	32.642	98.2	1:39.408 (2)	80.61	0.294	14:27:43.562	
8 -	29.246	103.0	37.300	91.6	32.568	98.8	1:39.114 (1)	80.85		14:29:22.676	
9 -	29.248	104.8	37.364	91.8	33.345	98.6	1:39.957	80.17	0.843	14:31:02.633	
10 -	30.651	100.9	37.761	91.8	32.969	97.6	1:41.381	79.04	2.267	14:32:44.014	
11 -	29.217	103.4	37.445	91.8	32.853	97.8	1:39.515 (3)	80.52	0.401	14:34:23.529	
12 -	29.706	102.9	37.439	92.3	32.840	98.6	1:39.985	80.14	0.871	14:36:03.514	
13 -	29.737	101.3	37.550	92.3	32.981	98.1	1:40.268	79.92	1.154	14:37:43.782	

BRSCC TCR UK Race Day - Oulton Park

AIRTEC Motorsport Fiesta ST240 Championship

RACE 3 - SECTOR ANALYSIS



SECTOR 1 = FL to I1, SECTOR 2 = I1 to I2, SECTOR 3 = I2 to FL, DIFF = Difference To Personal Best Lap, P = Crossed Finish Line in Pit Lane, D = Time Disallowed

P13 15 AM (M) Marco RICCI		Fiesta ST240									
IDEAL LAP TIME : 1:38.925		BEST LAP TIME : 1:39.008				DIFFERENCE : 0.083					
LAP	SECTOR 1	SECTOR 2		SECTOR 3		LAP TIME	MPH	DIFF	TIME OF DAY		
1 -	95.3	39.340	91.3	33.903	98.2	1:53.704	70.47	14.696	14:17:41.097		
2 -	29.827 103.8	1:13.533 90.3	36.072 98.6	2:19.432	57.47	40.424	14:20:00.529				
3 -	29.939 75.4	40.112 90.3	33.380 97.9	1:43.431	77.47	4.423	14:21:43.960				
4 -	29.785 103.8	38.513 90.3	33.196 97.3	1:41.494	78.95	2.486	14:23:25.454				
5 -	29.265 104.5	37.900 91.1	32.814 98.1	1:39.979	80.15	0.971	14:25:05.433				
6 -	29.214 105.8	37.666 91.8	32.634 97.6	1:39.514 (3)	80.52	0.506	14:26:44.947				
7 -	28.942 106.0	37.749 91.1	32.317 97.8	1:39.008 (1)	80.93		14:28:23.955				
8 -	29.047 106.3	37.696 91.5	32.423 97.9	1:39.166 (2)	80.80	0.158	14:30:03.121				
9 -	29.025 105.1	38.055 91.1	32.484 97.8	1:39.564	80.48	0.556	14:31:42.685				
10 -	29.332 104.5	38.367 90.8	32.662 96.8	1:40.361	79.84	1.353	14:33:23.046				
11 -	29.054 106.3	38.048 91.9	32.673 98.1	1:39.775	80.31	0.767	14:35:02.821				
12 -	29.024 106.0	1:13.648 70.6	36.585 96.5	2:19.257	57.54	40.249	14:37:22.078				

P14 10 AM Archie JOHNSON		Fiesta ST240									
IDEAL LAP TIME : 1:37.294		BEST LAP TIME : 1:37.294				DIFFERENCE : 0.000					
LAP	SECTOR 1	SECTOR 2		SECTOR 3		LAP TIME	MPH	DIFF	TIME OF DAY		
1 -	98.5	38.069	93.3	32.906	100.0	1:51.287	72.00	13.993	14:17:38.680		
2 -	28.662 108.2	37.151 93.8	32.871 98.9	1:38.684	81.20	1.390	14:19:17.364				
3 -	28.646 107.8	37.593 93.9	32.039 99.7	1:38.278	81.54	0.984	14:20:55.642				
4 -	28.564 106.0	37.548 93.9	32.214 99.4	1:38.326	81.50	1.032	14:22:33.968				
5 -	28.292 107.5	37.197 93.5	31.912 99.7	1:37.401 (2)	82.27	0.107	14:24:11.369				
6 -	28.267 108.0	37.140 93.8	31.887 98.8	1:37.294 (1)	82.36		14:25:48.663				
7 -	28.378 105.1	37.514 93.0	32.202 98.3	1:38.094 (3)	81.69	0.800	14:27:26.757				
8 -	28.471 107.3	37.731 92.8	31.981 98.6	1:38.183	81.61	0.889	14:29:04.940				
9 -	28.555 107.5	1:09.270 85.9	35.493 92.0	2:13.318	60.10	36.024	14:31:18.258				
10 -	31.300 91.0	1:11.980 60.1	IN PIT	2:50.905 P	46.88	1:13.611	14:34:09.163				

P15 89 PRO Joseph KNIGHT		Fiesta ST240									
IDEAL LAP TIME : 1:37.569		BEST LAP TIME : 1:37.725				DIFFERENCE : 0.156					
LAP	SECTOR 1	SECTOR 2		SECTOR 3		LAP TIME	MPH	DIFF	TIME OF DAY		
1 -	106.1	37.234	93.3	32.030	98.3	1:44.950 (2)	76.35	7.225	14:17:32.343		
2 -	28.480 107.7	37.059 92.9	32.186 98.9	1:37.725 (1)	82.00		14:19:10.068				

P16 234 PRO Zachary LUCAS		Fiesta ST240									
IDEAL LAP TIME :		BEST LAP TIME : 1:53.356				DIFFERENCE :					
LAP	SECTOR 1	SECTOR 2		SECTOR 3		LAP TIME	MPH	DIFF	TIME OF DAY		
1 -	92.8	39.129	91.9	33.180	98.9	1:53.356 (1)	70.69		14:17:40.749		

BRSCC TCR UK Race Day - Oulton Park

AIRTEC Motorsport Fiesta ST240 Championship

RACE 3 - BEST SECTORS

SECTOR 1			SECTOR 2			SECTOR 3			IDEAL / BEST COMPARISON						
POS	NO	NAME	TIME	NO	NAME	TIME	NO	NAME	TIME	POS	NO	NAME	IDEAL	BEST	DIFF
													PERFECT LAP	1:36.523	
1	664	BLACKBURN	28.164	52	KELLETT	36.713	88	COOPER	31.646	1	88	COOPER	1:36.656	1:37.017	0.361
2	14	HORROBIN	28.221	14	HORROBIN	36.754	14	HORROBIN	31.752	2	14	HORROBIN	1:36.727	1:37.033	0.306
3	88	COOPER	28.226	88	COOPER	36.784	52	KELLETT	31.758	3	52	KELLETT	1:36.741	1:36.981	0.240
4	10	JOHNSON	28.267	42	HOWARTH	36.880	26	HAYES	31.847	4	42	HOWARTH	1:37.031	1:37.399	0.368
5	52	KELLETT	28.270	4	MILLER	36.925	42	HOWARTH	31.855	5	4	MILLER	1:37.158	1:37.352	0.194
6	42	HOWARTH	28.296	664	BLACKBURN	37.039	10	JOHNSON	31.887	6	664	BLACKBURN	1:37.269	1:37.454	0.185
7	4	MILLER	28.313	89	KNIGHT	37.059	4	MILLER	31.920	7	10	JOHNSON	1:37.294	1:37.294	0.000
8	46	HAYDEN	28.336	46	HAYDEN	37.081	46	HAYDEN	31.932	8	46	HAYDEN	1:37.349	1:37.506	0.157
9	152	MAY	28.358	10	JOHNSON	37.140	53	KIDD	31.936	9	26	HAYES	1:37.402	1:37.505	0.103
10	26	HAYES	28.385	26	HAYES	37.170	89	KNIGHT	32.030	10	89	KNIGHT	1:37.569	1:37.725	0.156
11	53	KIDD	28.430	11	ELLIS	37.246	11	ELLIS	32.045	11	53	KIDD	1:37.775	1:37.917	0.142
12	89	KNIGHT	28.480	111	WARR	37.300	664	BLACKBURN	32.066	12	11	ELLIS	1:37.812	1:37.959	0.147
13	11	ELLIS	28.521	53	KIDD	37.409	152	MAY	32.076	13	152	MAY	1:37.878	1:37.894	0.016
14	15	RICCI	28.942	152	MAY	37.444	15	RICCI	32.317	14	15	RICCI	1:38.925	1:39.008	0.083
15	111	WARR	29.217	15	RICCI	37.666	111	WARR	32.568	15	111	WARR	1:39.085	1:39.114	0.029
16				47	POPE	37.996	234	LUCAS	33.180	16	234	LUCAS		1:53.356	
17				234	LUCAS	39.129									
18															

BRSCC TCR UK Race Day - Oulton Park

AIRTEC Motorsport Fiesta ST240 Championship

RACE 3 - BEST SPEEDS

POS	INTERMEDIATE 1			INTERMEDIATE 2			FINISH LINE		
	NO	NAME	MPH	NO	NAME	MPH	NO	NAME	MPH
1	664	BLACKBURN	109.8	4	MILLER	95.0	88	COOPER	101.5
2	42	HOWARTH	109.4	88	COOPER	94.9	14	HORROBIN	101.0
3	88	COOPER	109.2	14	HORROBIN	94.5	42	HOWARTH	100.7
4	52	KELLETT	109.1	42	HOWARTH	94.5	52	KELLETT	100.6
5	26	HAYES	108.9	46	HAYDEN	94.5	4	MILLER	100.6
6	10	JOHNSON	108.2	52	KELLETT	94.3	664	BLACKBURN	100.4
7	14	HORROBIN	108.0	10	JOHNSON	93.9	10	JOHNSON	100.0
8	11	ELLIS	107.8	664	BLACKBURN	93.8	152	MAY	99.8
9	4	MILLER	107.7	26	HAYES	93.8	26	HAYES	99.7
10	89	KNIGHT	107.7	152	MAY	93.3	53	KIDD	99.1
11	152	MAY	107.3	89	KNIGHT	93.3	46	HAYDEN	98.9
12	53	KIDD	107.2	53	KIDD	92.9	89	KNIGHT	98.9
13	46	HAYDEN	107.0	47	POPE	92.9	234	LUCAS	98.9
14	15	RICCI	106.3	111	WARR	92.5	111	WARR	98.8
15	111	WARR	104.8	11	ELLIS	92.0	15	RICCI	98.6
16	47	POPE	102.1	15	RICCI	91.9	11	ELLIS	97.8
17	234	LUCAS	92.8	234	LUCAS	91.9			
18									

BRSCC TCR UK Race Day - Oulton Park

AIRTEC Motorsport Fiesta ST240 Championship

RACE 3 - STATISTICS

Competitors Started	18
Planned Start	2024-06-08 @ 14:20:00.000
Actual Start	2024-06-08 @ 14:15:47.392
Finish Time	2024-06-08 @ 14:37:01.043
Track Length	2.2260mi.
Total Laps	181
Total Distance Covered	402.9060mi.

Session Fastest Lap History

NO	CL	NAME	LAP TIME	TIME OF DAY	LAP	VEHICLE
52	PRO (M)	Alastair KELLETT	1:43.740	14:17:31.131	1	Fiesta ST240
52	PRO (M)	Alastair KELLETT	1:37.604	14:19:08.736	2	Fiesta ST240
14	PRO	Simon HORROBIN	1:37.530	14:19:09.399	2	Fiesta ST240
14	PRO	Simon HORROBIN	1:37.365	14:20:46.772	3	Fiesta ST240
10	AM	Archie JOHNSON	1:37.294	14:25:48.667	6	Fiesta ST240
14	PRO	Simon HORROBIN	1:37.276	14:27:17.649	7	Fiesta ST240
88	PRO (M)	John COOPER	1:37.201	14:27:18.505	7	Fiesta ST240
14	PRO	Simon HORROBIN	1:37.033	14:28:54.685	8	Fiesta ST240
52	PRO (M)	Alastair KELLETT	1:36.981	14:28:55.119	8	Fiesta ST240

Session Leader History

NO	CL	NAME	FROM LAP	LAPS LED	DISTANCE	VEHICLE
52	PRO (M)	Alastair KELLETT	1	4	8.90 miles	Fiesta ST240
14	PRO	Simon HORROBIN	5	9	20.03 miles	Fiesta ST240

Flag History

TYPE	TIME OF DAY
GREEN	14:15:47.392
FINISH	14:37:01.043

Flag Statistics

TYPE	COUNT	TOTAL LAPS	TOTAL TIME
Green	1	13	22:11.609
Red	0	0	0.000
Safety Car	0	0	0.000
FCY	0	0	0.000

BRSCC TCR UK Race Day - Oulton Park

AIRTEC Motorsport Fiesta ST240 Championship

RACE 3 - STATISTICS

CLASS : AM

7 Starters

Fastest Lap History

NO	NAME	LAP TIME	TIME OF DAY	LAP	VEHICLE
42	Henry HOWARTH	1:46.307	14:17:33.704	1	Fiesta ST240
42	Henry HOWARTH	1:37.812	14:19:11.516	2	Fiesta ST240
42	Henry HOWARTH	1:37.428	14:20:48.945	3	Fiesta ST240
10	Archie JOHNSON	1:37.401	14:24:11.374	5	Fiesta ST240
10	Archie JOHNSON	1:37.294	14:25:48.667	6	Fiesta ST240

Leader History

NO	NAME	FROM LAP	LAPS LED	DISTANCE	VEHICLE
42	Henry HOWARTH	1	13	28.93 miles	Fiesta ST240

BRSCC TCR UK Race Day - Oulton Park

AIRTEC Motorsport Fiesta ST240 Championship

RACE 3 - STATISTICS

CLASS : AM (M)

1 Starters

Fastest Lap History

NO	NAME	LAP TIME	TIME OF DAY	LAP	VEHICLE
15	Marco RICCI	1:53.704	14:17:41.098	1	Fiesta ST240
15	Marco RICCI	1:43.431	14:21:43.965	3	Fiesta ST240
15	Marco RICCI	1:41.494	14:23:25.458	4	Fiesta ST240
15	Marco RICCI	1:39.979	14:25:05.438	5	Fiesta ST240
15	Marco RICCI	1:39.514	14:26:44.952	6	Fiesta ST240
15	Marco RICCI	1:39.008	14:28:23.961	7	Fiesta ST240

Leader History

NO	NAME	FROM LAP	LAPS LED	DISTANCE	VEHICLE
15	Marco RICCI	1	12	26.71 miles	Fiesta ST240

BRSCC TCR UK Race Day - Oulton Park

AIRTEC Motorsport Fiesta ST240 Championship

RACE 3 - STATISTICS

CLASS : PRO

7 Starters

Fastest Lap History

NO	NAME	LAP TIME	TIME OF DAY	LAP	VEHICLE
14	Simon HORROBIN	1:44.479	14:17:31.877	1	Fiesta ST240
14	Simon HORROBIN	1:37.530	14:19:09.399	2	Fiesta ST240
14	Simon HORROBIN	1:37.365	14:20:46.772	3	Fiesta ST240
14	Simon HORROBIN	1:37.276	14:27:17.649	7	Fiesta ST240
14	Simon HORROBIN	1:37.033	14:28:54.685	8	Fiesta ST240

Leader History

NO	NAME	FROM LAP	LAPS LED	DISTANCE	VEHICLE
14	Simon HORROBIN	1	13	28.93 miles	Fiesta ST240

BRSCC TCR UK Race Day - Oulton Park
AIRTEC Motorsport Fiesta ST240 Championship
RACE 3 - STATISTICS

CLASS : PRO (M)

3 Starters

Fastest Lap History

NO	NAME	LAP TIME	TIME OF DAY	LAP	VEHICLE
52	Alastair KELLETT	1:43.740	14:17:31.131	1	Fiesta ST240
52	Alastair KELLETT	1:37.604	14:19:08.736	2	Fiesta ST240
88	John COOPER	1:37.542	14:19:10.755	2	Fiesta ST240
88	John COOPER	1:37.472	14:20:48.228	3	Fiesta ST240
52	Alastair KELLETT	1:37.356	14:27:18.138	7	Fiesta ST240
88	John COOPER	1:37.201	14:27:18.505	7	Fiesta ST240
52	Alastair KELLETT	1:36.981	14:28:55.119	8	Fiesta ST240

Leader History

NO	NAME	FROM LAP	LAPS LED	DISTANCE	VEHICLE
52	Alastair KELLETT	1	13	28.93 miles	Fiesta ST240

BRSCC TCR UK Race Day - Oulton Park
AIRTEC Motorsport Fiesta ST240 Championship
RACE 8 - GRID (17 minutes) - AMENDED 2



ROW 9	17	19 Daniel LEWIS	18	47 James POPE	
ROW 8		15	89 Joseph KNIGHT	16	234 Zachary LUCAS
ROW 7	13	15 Marco RICCI	14	10 Archie JOHNSON	
ROW 6		11	26 Harry HAYES	12	111 Luke WARR
ROW 5	9	53 Morgan KIDD	10	46 Lucas HAYDEN	
ROW 4		7	11 Charlie ELLIS	8	152 Caitlin MAY
ROW 3	5	42 Henry HOWARTH	6	4 Gary MILLER	
ROW 2		3	88 John COOPER	4	664 Connor BLACKBURN
ROW 1	1	14 Simon HORROBIN	2	52 Alastair KELLETT	
Pole					

Comments:
 Car 42 - 10 place grid penalty successfull appealed

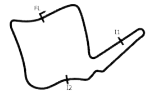
These results are provisional until the conclusion of any judicial and technical matters.

Oulton Park Island: 2.2260 miles

Clerk Of Course: Mark Noble

Stewards:

Timekeeper: Richard Lomax



Results can be found at www.tsl-timing.com

Printed - 17:07 Saturday, 08 June 2024



BRSCC TCR UK Race Day - Oulton Park



AIRTEC Motorsport Fiesta ST240 Championship

RACE 8 - CLASSIFICATION



Race Distance: 11 Laps / 24.48 miles

POS	NO	CL	PIC	NAME	ENTRY	LAPS	TIME	GAP	DIFF	MPH	BEST	ON	GRD	↑↓
1	52	PRO (M)	1	Alastair KELLETT	Fiesta ST240	11	17:56.527			81.88	1:36.769	9	2	1
2	14	PRO	1	Simon HORROBIN	Fiesta ST240	11	17:57.281	0.754	0.754	81.82	1:36.886	11	1	-1
3	88	PRO (M)	2	John COOPER	Fiesta ST240	11	17:57.931	1.404	0.650	81.77	1:36.870	10	3	0
4	4	PRO	2	Gary MILLER	Fiesta ST240	11	18:02.131	5.604	4.200	81.45	1:37.317	4	6	2
5	664	PRO	3	Connor BLACKBURN	Fiesta ST240	11	18:03.395	6.868	1.264	81.36	1:37.327	3	4	-1
6	234	PRO	4	Zachary LUCAS	Fiesta ST240	11	18:03.762	7.235	0.367	81.33	1:36.927	7	16	10
7	42	AM	1	Henry HOWARTH	Fiesta ST240	11	18:05.770	9.243	2.008	81.18	1:37.430	7	5	-2
8	46	PRO	5	Lucas HAYDEN	Fiesta ST240	11	18:06.499	9.972	0.729	81.13	1:37.380	7	10	2
9	10	AM	2	Archie JOHNSON	Fiesta ST240	11	18:07.105	10.578	0.606	81.08	1:37.329	6	14	5
10	11	AM	3	Charlie ELLIS	Fiesta ST240	11	18:12.149	15.622	5.044	80.71	1:37.952	10	7	-3
11	26	AM	4	Harry HAYES	Fiesta ST240	11	18:12.898	16.371	0.749	80.65	1:36.981	11	11	0
12	53	PRO	6	Morgan KIDD	Fiesta ST240	11	18:19.390	22.863	6.492	80.18	1:38.457	8	9	-3
13	152	AM	5	Caitlin MAY	Fiesta ST240	11	18:20.335	23.808	0.945	80.11	1:38.187	5	8	-5
14	15	AM (M)	1	Marco RICCI	Fiesta ST240	11	18:23.692	27.165	3.357	79.86	1:38.748	5	13	-1
15	47	AM	6	James POPE	Fiesta ST240	11	18:26.133	29.606	2.441	79.69	1:38.663	3	18	3
16	111*	PRO (M)	3	Luke WARR	Fiesta ST240	11	18:50.716	54.189	24.583	77.95	1:38.459	8	12	-4
17	19	AM	7	Daniel LEWIS	Fiesta ST240	11	19:00.812	1:04.285	10.096	77.26	1:37.540	7	17	0

NOT STARTED

NS	89	PRO		Joseph KNIGHT	Fiesta ST240									15
----	----	-----	--	---------------	--------------	--	--	--	--	--	--	--	--	----

FASTEST LAP

52	PRO (M)	Alastair KELLETT	Fiesta ST240	9	1:36.769	82.81 mph	133.27 kph
14	PRO	Simon HORROBIN	Fiesta ST240	11	1:36.886	82.71 mph	133.11 kph
26	AM	Harry HAYES	Fiesta ST240	11	1:36.981	82.63 mph	132.98 kph
15	AM (M)	Marco RICCI	Fiesta ST240	5	1:38.748	81.15 mph	130.60 kph

Comments:

*Car 111 - 5 second penalty for exceeding track limits.

Weather / Track : Cloudy / Dry

Date: 08/06/2024 Start: 17:18 Finish: 17:36

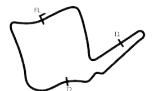
These results are provisional until the conclusion of any judicial and technical matters.

Oulton Park Island: 2.2260 miles

Clerk Of Course: Mark Noble

Stewards:

Timekeeper: Richard Lomax



Results can be found at www.tsl-timing.com

Printed - 17:38 Saturday, 08 June 2024



BRSCC TCR UK Race Day - Oulton Park

AIRTEC Motorsport Fiesta ST240 Championship

RACE 8 - LAP CHART

LAP 1 @ 17:20:03.719			LAP 2 @ 17:21:41.224			LAP 3 @ 17:23:18.258			LAP 4 @ 17:24:55.154			LAP 5 @ 17:26:32.164		
NO	BEHIND	LAP TIME	NO	BEHIND	LAP TIME	NO	BEHIND	LAP TIME	NO	BEHIND	LAP TIME	NO	BEHIND	LAP TIME
52		1:44.437	52		1:37.505	52		1:37.034	52		1:36.896	52		1:37.010
14	0.298	1:44.735	14	0.832	1:38.039	14	1.271	1:37.473	14	1.713	1:37.338	14	2.067	1:37.364
88	0.617	1:45.054	88	1.344	1:38.232	88	1.904	1:37.594	88	2.262	1:37.254	88	2.365	1:37.113
4	1.604	1:46.041	4	1.872	1:37.773	4	2.554	1:37.716	4	2.975	1:37.317	4	3.319	1:37.354
42	2.300	1:46.737	42	2.776	1:37.981	664	3.657	1:37.327	664	4.669	1:37.908	664	5.248	1:37.589
664	2.679	1:47.116	664	3.364	1:38.190	42	4.342	1:38.600	42	5.370	1:37.924	234	6.312	1:37.554
11	3.799	1:48.236	234	4.383	1:37.767	234	4.632	1:37.283	234	5.768	1:38.032	42	6.957	1:38.597
152	4.021	1:48.458	46	5.489	1:38.670	46	6.110	1:37.655	46	6.764	1:37.550	46	7.282	1:37.528
234	4.121	1:48.558	11	5.911	1:39.617	10	7.225	1:37.917	10	8.032	1:37.703	10	8.687	1:37.665
46	4.324	1:48.761	10	6.342	1:39.210	11	7.927	1:39.050	11	9.297	1:38.266	11	10.692	1:38.405
10	4.637	1:49.074	152	6.930	1:40.414	152	8.429	1:38.533	152	10.090	1:38.557	152	11.267	1:38.187
53	5.111	1:49.548	53	7.348	1:39.742	53	8.910	1:38.596	53	10.955	1:38.941	19	12.205	1:37.933
26	5.819	1:50.256	26	7.834	1:39.520	19	9.412	1:38.163	19	11.282	1:38.766	53	13.058	1:39.113
19	6.486	1:50.923	19	8.283	1:39.302	26	10.178	1:39.378	26	12.028	1:38.746	26	13.516	1:38.498
15	7.624	1:52.061	15	9.845	1:39.726	15	11.840	1:39.029	15	14.318	1:39.374	15	16.056	1:38.748
47	8.271	1:52.708	47	10.771	1:40.005	47	12.400	1:38.663	47	14.738	1:39.234	47	16.635	1:38.907
111	26.640	2:11.077	111	30.590	1:41.455	111	33.562	1:40.006	111	36.246	1:39.580	111	38.263	1:39.027

BRSCC TCR UK Race Day - Oulton Park

AIRTEC Motorsport Fiesta ST240 Championship

RACE 8 - LAP CHART

LAP 6 @ 17:28:09.439			LAP 7 @ 17:29:46.749			LAP 8 @ 17:31:23.975			LAP 9 @ 17:33:00.744			LAP 10 @ 17:34:38.045		
NO	BEHIND	LAP TIME	NO	BEHIND	LAP TIME	NO	BEHIND	LAP TIME	NO	BEHIND	LAP TIME	NO	BEHIND	LAP TIME
52		1:37.275	52		1:37.310	52		1:37.226	52		1:36.769	52		1:37.301
14	2.052	1:37.260	14	1.848	1:37.106	14	1.623	1:37.001	14	1.780	1:36.926	14	1.632	1:37.153
88	2.437	1:37.347	88	2.311	1:37.184	88	2.008	1:36.923	88	2.403	1:37.164	88	1.972	1:36.870
4	3.565	1:37.521	4	4.145	1:37.890	4	4.535	1:37.616	4	5.466	1:37.700	4	5.965	1:37.800
664	5.380	1:37.407	664	5.531	1:37.461	664	5.704	1:37.399	664	6.316	1:37.381	664	6.656	1:37.641
234	6.300	1:37.263	234	5.917	1:36.927	234	5.927	1:37.236	234	6.969	1:37.811	234	7.081	1:37.413
42	7.618	1:37.936	42	7.738	1:37.430	42	8.153	1:37.641	42	9.153	1:37.769	42	9.467	1:37.615
46	8.354	1:38.347	46	8.424	1:37.380	46	8.825	1:37.627	46	9.581	1:37.525	46	10.134	1:37.854
10	8.741	1:37.329	10	9.027	1:37.596	10	9.302	1:37.501	10	10.138	1:37.605	10	10.562	1:37.725
11	11.720	1:38.303	11	12.385	1:37.975	11	13.384	1:38.225	11	14.695	1:38.080	11	15.346	1:37.952
19	12.707	1:37.777	19	12.937	1:37.540	19	14.232	1:38.521	26	16.552	1:38.088	26	17.154	1:37.903
152	14.011	1:40.019	26	14.910	1:38.035	26	15.233	1:37.549	19	18.308	1:40.845	53	21.625	1:38.567
26	14.185	1:37.944	152	16.117	1:39.416	152	17.358	1:38.467	152	19.870	1:39.281	152	21.877	1:39.308
53	14.848	1:39.065	53	16.397	1:38.859	53	17.628	1:38.457	53	20.359	1:39.500	15	26.114	1:39.639
15	17.867	1:39.086	15	19.654	1:39.097	15	21.464	1:39.036	15	23.776	1:39.081	47	27.529	1:39.066
47	18.196	1:38.836	47	21.319	1:40.433	47	23.577	1:39.484	47	25.764	1:38.956	19	42.868	2:01.861
111	39.790	1:38.802	111	41.472	1:38.992	111	42.705	1:38.459	111	45.441	1:39.505	111	47.646	1:39.506

BRSCC TCR UK Race Day - Oulton Park

AIRTEC Motorsport Fiesta ST240 Championship

RACE 8 - LAP CHART

LAP 11 @ 17:36:15.809

NO	BEHIND	LAP TIME
52		1:37.764
14	0.754	1:36.886
88	1.404	1:37.196
4	5.604	1:37.403
664	6.868	1:37.976
234	7.235	1:37.918
42	9.243	1:37.540
46	9.972	1:37.602
10	10.578	1:37.780
11	15.622	1:38.040
26	16.371	1:36.981
53	22.863	1:39.002
152	23.808	1:39.695
15	27.165	1:38.815
47	29.606	1:39.841
111	49.189	1:39.307
19	1:04.285	1:59.181

BRSCC TCR UK Race Day - Oulton Park

AIRTEC Motorsport Fiesta ST240 Championship

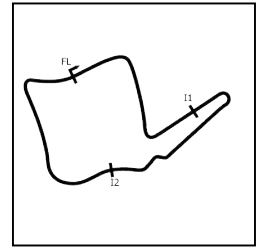
RACE 8 - POSITION CHART

No	Name	Lap												
		Pos	1	2	3	4	5	6	7	8	9	10	11	
14	HORROBIN	1	52	52	52	52	52	52	52	52	52	52	52	52
52	KELLETT	2	14	14	14	14	14	14	14	14	14	14	14	14
88	COOPER	3	88	88	88	88	88	88	88	88	88	88	88	88
664	BLACKBURN	4	4	4	4	4	4	4	4	4	4	4	4	4
42	HOWARTH	5	42	42	664	664	664	664	664	664	664	664	664	664
4	MILLER	6	664	664	42	42	234	234	234	234	234	234	234	234
11	ELLIS	7	11	234	234	234	42	42	42	42	42	42	42	42
152	MAY	8	152	46	46	46	46	46	46	46	46	46	46	46
53	KIDD	9	234	11	10	10	10	10	10	10	10	10	10	10
46	HAYDEN	10	46	10	11	11	11	11	11	11	11	11	11	11
26	HAYES	11	10	152	152	152	152	19	19	19	26	26	26	26
111	WARR	12	53	53	53	53	19	152	26	26	19	53	53	53
15	RICCI	13	26	26	19	19	53	26	152	152	152	152	152	152
10	JOHNSON	14	19	19	26	26	26	53	53	53	53	15	15	15
89	KNIGHT	15	15	15	15	15	15	15	15	15	15	47	47	47
234	LUCAS	16	47	47	47	47	47	47	47	47	47	19	111	111
19	LEWIS	17	111	111	111	111	111	111	111	111	111	111	111	19
47	POPE	18												

BRSCC TCR UK Race Day - Oulton Park

AIRTEC Motorsport Fiesta ST240 Championship

RACE 8 - SECTOR ANALYSIS



SECTOR 1 = FL to I1, SECTOR 2 = I1 to I2, SECTOR 3 = I2 to FL, DIFF = Difference To Personal Best Lap, P = Crossed Finish Line in Pit Lane, D = Time Disallowed

P1		52 PRO (M) Alastair KELLETT					Fiesta ST240				
IDEAL LAP TIME : 1:36.543		BEST LAP TIME : 1:36.769					DIFFERENCE : 0.226				
LAP	SECTOR 1	SECTOR 2		SECTOR 3		LAP TIME	MPH	DIFF	TIME OF DAY		
1 -		104.6	37.028	93.7	32.582	99.7	1:44.437	76.73	7.668	17:20:03.719	
2 -	28.801	105.6	36.791	93.9	31.913	99.4	1:37.505	82.18	0.736	17:21:41.224	
3 -	28.561	107.2	36.924	94.2	31.549	99.1	1:37.034	82.58	0.265	17:23:18.258	
4 -	28.416	108.4	36.927	94.6	31.553	99.5	1:36.896 (2)	82.70	0.127	17:24:55.154	
5 -	28.365	107.0	36.949	94.1	31.696	99.4	1:37.010 (3)	82.60	0.241	17:26:32.164	
6 -	28.533	106.5	36.943	92.4	31.799	99.5	1:37.275	82.38	0.506	17:28:09.439	
7 -	28.667	106.8	36.814	92.9	31.829	98.6	1:37.310	82.35	0.541	17:29:46.749	
8 -	28.556	107.0	36.930	94.2	31.740	99.4	1:37.226	82.42	0.457	17:31:23.975	
9 -	28.584	105.8	36.629	94.6	31.556	98.1	1:36.769 (1)	82.81		17:33:00.744	
10 -	28.623	108.7	36.819	93.0	31.859	98.6	1:37.301	82.35	0.532	17:34:38.045	
11 -	28.654	105.8	37.150	93.4	31.960	98.9	1:37.764	81.96	0.995	17:36:15.809	

P2		14 PRO Simon HORROBIN					Fiesta ST240				
IDEAL LAP TIME : 1:36.722		BEST LAP TIME : 1:36.886					DIFFERENCE : 0.164				
LAP	SECTOR 1	SECTOR 2		SECTOR 3		LAP TIME	MPH	DIFF	TIME OF DAY		
1 -		105.6	37.410	93.5	32.178	101.5	1:44.735	76.51	7.849	17:20:04.017	
2 -	28.794	105.0	37.166	94.3	32.079	100.4	1:38.039	81.73	1.153	17:21:42.056	
3 -	28.746	105.0	36.969	93.8	31.758	100.9	1:37.473	82.21	0.587	17:23:19.529	
4 -	28.565	105.5	36.940	93.8	31.833	100.4	1:37.338	82.32	0.452	17:24:56.867	
5 -	28.517	103.7	36.983	93.5	31.864	100.9	1:37.364	82.30	0.478	17:26:34.231	
6 -	28.355	106.8	37.083	93.7	31.822	100.3	1:37.260	82.39	0.374	17:28:11.491	
7 -	28.331	106.0	36.934	93.9	31.841	100.1	1:37.106	82.52	0.220	17:29:48.597	
8 -	28.508	106.1	36.748	93.4	31.745	100.1	1:37.001 (3)	82.61	0.115	17:31:25.598	
9 -	28.378	107.5	36.821	93.4	31.727	101.5	1:36.926 (2)	82.67	0.040	17:33:02.524	
10 -	28.422	106.6	36.827	94.3	31.904	100.9	1:37.153	82.48	0.267	17:34:39.677	
11 -	28.419	105.6	36.824	94.2	31.643	98.9	1:36.886 (1)	82.71		17:36:16.563	

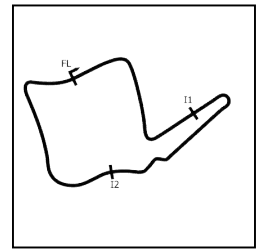
P3		88 PRO (M) John COOPER					Fiesta ST240				
IDEAL LAP TIME : 1:36.593		BEST LAP TIME : 1:36.870					DIFFERENCE : 0.277				
LAP	SECTOR 1	SECTOR 2		SECTOR 3		LAP TIME	MPH	DIFF	TIME OF DAY		
1 -		105.3	37.528	94.9	32.175	100.9	1:45.054	76.28	8.184	17:20:04.336	
2 -	28.873	108.7	37.248	93.9	32.111	101.5	1:38.232	81.57	1.362	17:21:42.568	
3 -	28.734	108.2	37.072	94.7	31.788	101.3	1:37.594	82.11	0.724	17:23:20.162	
4 -	28.469	106.6	37.069	94.2	31.716	101.0	1:37.254	82.39	0.384	17:24:57.416	
5 -	28.443	108.4	36.772	94.3	31.898	100.6	1:37.113 (3)	82.51	0.243	17:26:34.529	
6 -	28.469	108.2	36.904	95.0	31.974	100.7	1:37.347	82.31	0.477	17:28:11.876	
7 -	28.587	108.5	36.702	94.5	31.895	100.6	1:37.184	82.45	0.314	17:29:49.060	
8 -	28.590	108.4	36.770	94.7	31.563	100.0	1:36.923 (2)	82.68	0.053	17:31:25.983	
9 -	28.502	108.9	36.985	94.7	31.677	100.9	1:37.164	82.47	0.294	17:33:03.147	
10 -	28.328	107.7	36.768	95.0	31.774	101.0	1:36.870 (1)	82.72		17:34:40.017	
11 -	28.601	107.7	37.032	94.9	31.563	100.3	1:37.196	82.44	0.326	17:36:17.213	

P4		4 PRO Gary MILLER					Fiesta ST240				
IDEAL LAP TIME : 1:37.014		BEST LAP TIME : 1:37.317					DIFFERENCE : 0.303				
LAP	SECTOR 1	SECTOR 2		SECTOR 3		LAP TIME	MPH	DIFF	TIME OF DAY		
1 -		106.8	37.895	93.8	32.272	100.9	1:46.041	75.57	8.724	17:20:05.323	
2 -	28.565	106.5	37.009	95.0	32.199	100.3	1:37.773	81.96	0.456	17:21:43.096	
3 -	28.609	104.0	37.218	93.9	31.889	101.3	1:37.716	82.00	0.399	17:23:20.812	
4 -	28.631	106.0	36.842	94.5	31.844	100.7	1:37.317 (1)	82.34		17:24:58.129	
5 -	28.331	105.8	36.888	95.1	32.135	99.2	1:37.354 (2)	82.31	0.037	17:26:35.483	
6 -	28.519	106.6	36.887	94.5	32.115	99.7	1:37.521	82.17	0.204	17:28:13.004	
7 -	28.328	106.3	37.275	91.3	32.287	100.4	1:37.890	81.86	0.573	17:29:50.894	
8 -	28.445	106.5	37.112	95.1	32.059	99.2	1:37.616	82.09	0.299	17:31:28.510	
9 -	28.448	106.1	37.246	93.5	32.006	99.2	1:37.700	82.02	0.383	17:33:06.210	
10 -	28.422	106.3	37.090	94.2	32.288	98.6	1:37.800	81.93	0.483	17:34:44.010	
11 -	28.407	106.3	37.013	94.7	31.983	100.3	1:37.403 (3)	82.27	0.086	17:36:21.413	

BRSCC TCR UK Race Day - Oulton Park

AIRTEC Motorsport Fiesta ST240 Championship

RACE 8 - SECTOR ANALYSIS



SECTOR 1 = FL to I1, SECTOR 2 = I1 to I2, SECTOR 3 = I2 to FL, DIFF = Difference To Personal Best Lap, P = Crossed Finish Line in Pit Lane, D = Time Disallowed

P5		664 PRO		Connor BLACKBURN		Fiesta ST240				
IDEAL LAP TIME : 1:36.858		BEST LAP TIME : 1:37.327		DIFFERENCE : 0.469						
LAP	SECTOR 1	SECTOR 2	SECTOR 3	LAP TIME	MPH	DIFF	TIME OF DAY			
1 -		105.6	38.982	93.9	32.352	101.3	1:47.116	74.81	9.789	17:20:06.398
2 -	28.547	109.2	37.700	91.9	31.943	100.7	1:38.190	81.61	0.863	17:21:44.588
3 -	28.268	109.6	37.256	93.9	31.803	101.0	1:37.327 (1)	82.33		17:23:21.915
4 -	28.486	106.0	37.515	92.9	31.907	100.9	1:37.908	81.84	0.581	17:24:59.823
5 -	28.410	103.5	37.222	93.8	31.957	101.0	1:37.589	82.11	0.262	17:26:37.412
6 -	28.278	107.7	37.128	93.8	32.001	100.3	1:37.407	82.26	0.080	17:28:14.819
7 -	28.389	106.5	37.011	93.8	32.061	100.4	1:37.461	82.22	0.134	17:29:52.280
8 -	28.129	108.2	37.208	93.3	32.062	100.6	1:37.399 (3)	82.27	0.072	17:31:29.679
9 -	28.469	107.8	36.926	93.5	31.986	100.7	1:37.381 (2)	82.29	0.054	17:33:07.060
10 -	28.340	107.3	37.332	93.5	31.969	100.0	1:37.641	82.07	0.314	17:34:44.701
11 -	28.428	106.8	37.531	93.7	32.017	100.4	1:37.976	81.79	0.649	17:36:22.677

P6		234 PRO		Zachary LUCAS		Fiesta ST240				
IDEAL LAP TIME : 1:36.818		BEST LAP TIME : 1:36.927		DIFFERENCE : 0.109						
LAP	SECTOR 1	SECTOR 2	SECTOR 3	LAP TIME	MPH	DIFF	TIME OF DAY			
1 -		103.4	38.577	93.0	32.756	98.8	1:48.558	73.81	11.631	17:20:07.840
2 -	28.882	106.5	37.061	92.9	31.824	99.2	1:37.767	81.96	0.840	17:21:45.607
3 -	28.369	107.0	36.857	93.7	32.057	99.8	1:37.283	82.37	0.356	17:23:22.890
4 -	28.529	106.0	37.314	92.8	32.189	99.2	1:38.032	81.74	1.105	17:25:00.922
5 -	28.442	107.3	37.389	93.3	31.723	99.7	1:37.554	82.14	0.627	17:26:38.476
6 -	28.427	105.5	36.920	93.8	31.916	98.9	1:37.263 (3)	82.39	0.336	17:28:15.739
7 -	28.270	107.2	36.931	93.3	31.726	99.5	1:36.927 (1)	82.67		17:29:52.666
8 -	28.263	107.2	36.906	93.9	32.067	99.8	1:37.236 (2)	82.41	0.309	17:31:29.902
9 -	28.541	104.6	37.012	93.7	32.258	97.6	1:37.811	81.92	0.884	17:33:07.713
10 -	28.238	107.5	36.967	93.5	32.208	99.1	1:37.413	82.26	0.486	17:34:45.126
11 -	28.326	108.0	37.427	92.1	32.165	97.3	1:37.918	81.83	0.991	17:36:23.044

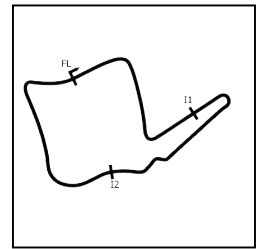
P7		42 AM		Henry HOWARTH		Fiesta ST240				
IDEAL LAP TIME : 1:37.322		BEST LAP TIME : 1:37.430		DIFFERENCE : 0.108						
LAP	SECTOR 1	SECTOR 2	SECTOR 3	LAP TIME	MPH	DIFF	TIME OF DAY			
1 -		106.0	38.657	93.2	32.420	99.1	1:46.737	75.07	9.307	17:20:06.019
2 -	28.706	108.2	37.206	93.2	32.069	100.1	1:37.981	81.78	0.551	17:21:44.000
3 -	28.522	108.2	38.045	93.9	32.033	100.0	1:38.600	81.27	1.170	17:23:22.600
4 -	28.609	106.6	37.194	92.6	32.121	99.8	1:37.924	81.83	0.494	17:25:00.524
5 -	28.691	106.3	37.863	93.2	32.043	98.5	1:38.597	81.27	1.167	17:26:39.121
6 -	28.491	107.8	37.247	92.8	32.198	95.0	1:37.936	81.82	0.506	17:28:17.057
7 -	28.524	108.5	36.924	92.4	31.982	98.8	1:37.430 (1)	82.24		17:29:54.487
8 -	28.638	107.7	36.938	93.3	32.065	99.4	1:37.641	82.07	0.211	17:31:32.128
9 -	28.458	108.2	37.265	92.8	32.046	99.1	1:37.769	81.96	0.339	17:33:09.897
10 -	28.569	108.4	36.979	93.8	32.067	98.3	1:37.615 (3)	82.09	0.185	17:34:47.512
11 -	28.416	108.2	37.040	92.6	32.084	98.9	1:37.540 (2)	82.15	0.110	17:36:25.052

P8		46 PRO		Lucas HAYDEN		Fiesta ST240				
IDEAL LAP TIME : 1:37.333		BEST LAP TIME : 1:37.380		DIFFERENCE : 0.047						
LAP	SECTOR 1	SECTOR 2	SECTOR 3	LAP TIME	MPH	DIFF	TIME OF DAY			
1 -		99.4	39.145	92.4	32.749	98.6	1:48.761	73.68	11.381	17:20:08.043
2 -	28.879	106.5	37.549	93.0	32.242	99.1	1:38.670	81.21	1.290	17:21:46.713
3 -	28.480	106.0	37.153	93.3	32.022	98.9	1:37.655	82.06	0.275	17:23:24.368
4 -	28.431	105.6	36.984	92.4	32.135	99.1	1:37.550	82.14	0.170	17:25:01.918
5 -	28.361	105.8	37.026	94.7	32.141	100.0	1:37.528 (3)	82.16	0.148	17:26:39.446
6 -	28.509	104.8	37.682	92.3	32.156	98.1	1:38.347	81.48	0.967	17:28:17.793
7 -	28.408	106.5	36.969	92.9	32.003	98.6	1:37.380 (1)	82.29		17:29:55.173
8 -	28.406	106.3	37.211	93.7	32.010	97.5	1:37.627	82.08	0.247	17:31:32.800
9 -	28.442	107.2	37.046	93.3	32.037	99.1	1:37.525 (2)	82.16	0.145	17:33:10.325
10 -	28.505	105.1	37.180	93.8	32.169	98.8	1:37.854	81.89	0.474	17:34:48.179
11 -	28.448	106.1	37.009	93.9	32.145	98.8	1:37.602	82.10	0.222	17:36:25.781

BRSCC TCR UK Race Day - Oulton Park

AIRTEC Motorsport Fiesta ST240 Championship

RACE 8 - SECTOR ANALYSIS



SECTOR 1 = FL to I1, SECTOR 2 = I1 to I2, SECTOR 3 = I2 to FL, DIFF = Difference To Personal Best Lap, P = Crossed Finish Line in Pit Lane, D = Time Disallowed

P9 10 AM Archie JOHNSON		Fiesta ST240								
IDEAL LAP TIME : 1:37.166		BEST LAP TIME : 1:37.329			DIFFERENCE : 0.163					
LAP	SECTOR 1	SECTOR 2		SECTOR 3		LAP TIME	MPH	DIFF	TIME OF DAY	
1 -	104.3	38.956	93.4	32.627	99.8	1:49.074	73.46	11.745	17:20:08.356	
2 -	28.929 105.6	38.044	92.9	32.237	98.8	1:39.210	80.77	1.881	17:21:47.566	
3 -	28.448 107.8	37.400	93.4	32.069	99.5	1:37.917	81.84	0.588	17:23:25.483	
4 -	28.354 106.8	37.094	93.0	32.255	99.7	1:37.703	82.02	0.374	17:25:03.186	
5 -	28.316 107.3	37.222	92.6	32.127	99.1	1:37.665	82.05	0.336	17:26:40.851	
6 -	28.321 106.6	36.953	93.9	32.055	99.7	1:37.329 (1)	82.33		17:28:18.180	
7 -	28.350 107.7	37.306	94.1	31.940	99.2	1:37.596 (3)	82.10	0.267	17:29:55.776	
8 -	28.286 107.7	37.097	93.9	32.118	99.5	1:37.501 (2)	82.18	0.172	17:31:33.277	
9 -	28.273 107.3	37.245	93.7	32.087	98.8	1:37.605	82.10	0.276	17:33:10.882	
10 -	28.421 106.8	37.211	93.8	32.093	99.2	1:37.725	82.00	0.396	17:34:48.607	
11 -	28.616 106.1	37.089	93.7	32.075	98.3	1:37.780	81.95	0.451	17:36:26.387	

P10 11 AM Charlie ELLIS		Fiesta ST240								
IDEAL LAP TIME : 1:37.863		BEST LAP TIME : 1:37.952			DIFFERENCE : 0.089					
LAP	SECTOR 1	SECTOR 2		SECTOR 3		LAP TIME	MPH	DIFF	TIME OF DAY	
1 -	104.0	39.016	91.0	32.647	98.1	1:48.236	74.03	10.284	17:20:07.518	
2 -	29.325 102.9	38.129	90.9	32.163	98.1	1:39.617	80.44	1.665	17:21:47.135	
3 -	28.641 107.3	38.216	91.5	32.193	97.2	1:39.050	80.90	1.098	17:23:26.185	
4 -	28.687 106.0	37.409	91.0	32.170	96.8	1:38.266	81.55	0.314	17:25:04.451	
5 -	28.829 106.0	37.307	91.3	32.269	96.1	1:38.405	81.43	0.453	17:26:42.856	
6 -	28.761 106.0	37.377	91.1	32.165	97.1	1:38.303	81.51	0.351	17:28:21.159	
7 -	28.584 106.1	37.253	91.5	32.138	97.1	1:37.975 (2)	81.79	0.023	17:29:59.134	
8 -	28.659 106.5	37.375	91.5	32.191	97.2	1:38.225	81.58	0.273	17:31:37.359	
9 -	28.712 105.5	37.314	91.5	32.054	97.5	1:38.080	81.70	0.128	17:33:15.439	
10 -	28.647 106.8	37.267	91.3	32.038	96.5	1:37.952 (1)	81.81		17:34:53.391	
11 -	28.653 106.6	37.361	91.1	32.026	96.9	1:38.040 (3)	81.73	0.088	17:36:31.431	

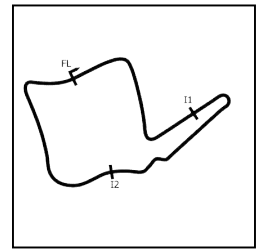
P11 26 AM Harry HAYES		Fiesta ST240								
IDEAL LAP TIME : 1:36.981		BEST LAP TIME : 1:36.981			DIFFERENCE : 0.000					
LAP	SECTOR 1	SECTOR 2		SECTOR 3		LAP TIME	MPH	DIFF	TIME OF DAY	
1 -	104.2	38.973	93.8	32.831	99.7	1:50.256	72.68	13.275	17:20:09.538	
2 -	29.252 99.5	38.000	93.5	32.268	100.1	1:39.520	80.52	2.539	17:21:49.058	
3 -	29.193 104.2	38.013	93.2	32.172	100.0	1:39.378	80.63	2.397	17:23:28.436	
4 -	28.691 105.1	38.090	93.3	31.965	99.5	1:38.746	81.15	1.765	17:25:07.182	
5 -	28.862 106.6	37.282	93.2	32.354	99.2	1:38.498	81.35	1.517	17:26:45.680	
6 -	28.786 105.1	37.327	94.5	31.831	98.9	1:37.944	81.81	0.963	17:28:23.624	
7 -	28.899 106.1	37.174	92.4	31.962	98.3	1:38.035	81.74	1.054	17:30:01.659	
8 -	28.638 105.5	37.043	93.7	31.868	99.1	1:37.549 (2)	82.14	0.568	17:31:39.208	
9 -	28.635 106.1	37.421	92.0	32.032	98.3	1:38.088	81.69	1.107	17:33:17.296	
10 -	28.786 108.2	37.163	92.4	31.954	99.1	1:37.903 (3)	81.85	0.922	17:34:55.199	
11 -	28.332 108.0	36.986	93.5	31.663	99.5	1:36.981 (1)	82.63		17:36:32.180	

P12 53 PRO Morgan KIDD		Fiesta ST240								
IDEAL LAP TIME : 1:38.248		BEST LAP TIME : 1:38.457			DIFFERENCE : 0.209					
LAP	SECTOR 1	SECTOR 2		SECTOR 3		LAP TIME	MPH	DIFF	TIME OF DAY	
1 -	100.1	39.766	93.0	32.690	98.6	1:49.548	73.15	11.091	17:20:08.830	
2 -	29.229 103.0	38.070	92.9	32.443	98.5	1:39.742	80.34	1.285	17:21:48.572	
3 -	28.808 106.8	37.623	92.6	32.165	98.5	1:38.596 (3)	81.27	0.139	17:23:27.168	
4 -	28.697 105.3	38.299	91.3	31.945	98.5	1:38.941	80.99	0.484	17:25:06.109	
5 -	28.680 106.6	37.992	87.6	32.441	98.9	1:39.113	80.85	0.656	17:26:45.222	
6 -	29.023 104.2	38.094	92.8	31.948	99.1	1:39.065	80.89	0.608	17:28:24.287	
7 -	28.879 106.6	37.798	91.1	32.182	98.2	1:38.859	81.06	0.402	17:30:03.146	
8 -	28.731 106.0	37.628	92.3	32.098	97.3	1:38.457 (1)	81.39		17:31:41.603	
9 -	28.842 103.5	37.976	91.3	32.682	97.3	1:39.500	80.53	1.043	17:33:21.103	
10 -	28.707 105.5	37.628	91.9	32.232	97.8	1:38.567 (2)	81.30	0.110	17:34:59.670	
11 -	28.688 104.8	37.710	91.1	32.604	98.2	1:39.002	80.94	0.545	17:36:38.672	

BRSCC TCR UK Race Day - Oulton Park

AIRTEC Motorsport Fiesta ST240 Championship

RACE 8 - SECTOR ANALYSIS



SECTOR 1 = FL to I1, SECTOR 2 = I1 to I2, SECTOR 3 = I2 to FL, DIFF = Difference To Personal Best Lap, P = Crossed Finish Line in Pit Lane, D = Time Disallowed

P13 152 AM Caitlin MAY		Fiesta ST240								
IDEAL LAP TIME : 1:38.017		BEST LAP TIME : 1:38.187			DIFFERENCE : 0.170					
LAP	SECTOR 1	SECTOR 2		SECTOR 3		LAP TIME	MPH	DIFF	TIME OF DAY	
1 -		104.6	39.043	91.8	33.101	98.1	1:48.458	73.88	10.271	17:20:07.740
2 -	29.910	100.7	38.029	92.9	32.475	98.9	1:40.414	79.80	2.227	17:21:48.154
3 -	28.790	106.3	37.648	92.0	32.095	99.1	1:38.533 (3)	81.32	0.346	17:23:26.687
4 -	28.636	105.8	37.638	92.0	32.283	98.9	1:38.557	81.30	0.370	17:25:05.244
5 -	28.492	105.6	37.430	91.6	32.265	98.5	1:38.187 (1)	81.61		17:26:43.431
6 -	30.089	101.2	37.576	92.0	32.354	98.3	1:40.019	80.12	1.832	17:28:23.450
7 -	29.434	104.3	37.737	92.1	32.245	97.8	1:39.416	80.60	1.229	17:30:02.866
8 -	28.599	105.6	37.441	92.8	32.427	97.6	1:38.467 (2)	81.38	0.280	17:31:41.333
9 -	28.802	104.3	37.990	91.0	32.489	98.2	1:39.281	80.71	1.094	17:33:20.614
10 -	28.767	104.8	37.551	91.1	32.990	98.3	1:39.308	80.69	1.121	17:34:59.922
11 -	28.951	103.4	38.191	92.3	32.553	99.4	1:39.695	80.38	1.508	17:36:39.617

P14 15 AM (M) Marco RICCI		Fiesta ST240								
IDEAL LAP TIME : 1:38.218		BEST LAP TIME : 1:38.748			DIFFERENCE : 0.530					
LAP	SECTOR 1	SECTOR 2		SECTOR 3		LAP TIME	MPH	DIFF	TIME OF DAY	
1 -		103.4	39.854	90.9	33.891	99.1	1:52.061	71.51	13.313	17:20:11.343
2 -	29.355	102.7	37.835	90.6	32.536	98.8	1:39.726	80.35	0.978	17:21:51.069
3 -	29.132	105.6	37.303	91.3	32.594	99.1	1:39.029 (3)	80.92	0.281	17:23:30.098
4 -	28.912	105.5	38.204	92.1	32.258	98.9	1:39.374	80.64	0.626	17:25:09.472
5 -	28.838	105.3	37.505	93.2	32.405	98.5	1:38.748 (1)	81.15		17:26:48.220
6 -	28.882	105.3	37.837	90.9	32.367	98.3	1:39.086	80.87	0.338	17:28:27.306
7 -	28.665	106.1	37.647	87.6	32.785	97.8	1:39.097	80.86	0.349	17:30:06.403
8 -	28.987	104.5	37.799	90.8	32.250	98.1	1:39.036	80.91	0.288	17:31:45.439
9 -	28.877	105.6	37.788	91.6	32.416	97.2	1:39.081	80.87	0.333	17:33:24.520
10 -	28.933	105.6	37.942	89.5	32.764	97.1	1:39.639	80.42	0.891	17:35:04.159
11 -	28.853	105.3	37.691	90.9	32.271	97.6	1:38.815 (2)	81.09	0.067	17:36:42.974

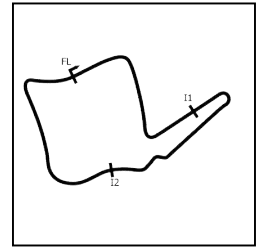
P15 47 AM James POPE		Fiesta ST240								
IDEAL LAP TIME : 1:38.407		BEST LAP TIME : 1:38.663			DIFFERENCE : 0.256					
LAP	SECTOR 1	SECTOR 2		SECTOR 3		LAP TIME	MPH	DIFF	TIME OF DAY	
1 -		102.6	38.140	92.1	32.901	98.3	1:52.708	71.10	14.045	17:20:11.990
2 -	29.054	104.5	38.061	92.6	32.890	97.1	1:40.005	80.13	1.342	17:21:51.995
3 -	28.720	106.3	37.768	91.6	32.175	98.8	1:38.663 (1)	81.22		17:23:30.658
4 -	28.637	106.1	38.318	89.9	32.279	98.2	1:39.234	80.75	0.571	17:25:09.892
5 -	29.059	104.3	37.638	91.6	32.210	98.3	1:38.907 (3)	81.02	0.244	17:26:48.799
6 -	28.740	105.0	37.869	92.0	32.227	98.8	1:38.836 (2)	81.07	0.173	17:28:27.635
7 -	28.815	105.0	37.596	92.0	34.022	78.9	1:40.433	79.79	1.770	17:30:08.068
8 -	29.224	104.3	37.903	90.5	32.357	97.3	1:39.484	80.55	0.821	17:31:47.552
9 -	28.636	104.2	37.869	89.7	32.451	97.3	1:38.956	80.98	0.293	17:33:26.508
10 -	28.867	104.3	37.872	90.3	32.327	97.2	1:39.066	80.89	0.403	17:35:05.574
11 -	28.906	104.0	38.189	90.1	32.746	95.8	1:39.841	80.26	1.178	17:36:45.415

P16 111 PRO (M) Luke WARR		Fiesta ST240								
IDEAL LAP TIME : 1:38.380		BEST LAP TIME : 1:38.459			DIFFERENCE : 0.079					
LAP	SECTOR 1	SECTOR 2		SECTOR 3		LAP TIME	MPH	DIFF	TIME OF DAY	
1 -		87.2	39.680	89.8	34.242	96.0	2:11.077	61.13	32.618	17:20:30.359
2 -	29.981	103.8	38.172	91.9	33.302	96.6	1:41.455	78.98	2.996	17:22:11.814
3 -	29.422	103.8	37.686	91.9	32.898	98.5	1:40.006	80.13	1.547	17:23:51.820
4 -	29.054	104.2	37.663	92.0	32.863	98.9	1:39.580	80.47	1.121	17:25:31.400
5 -	29.044	104.3	37.454	91.3	32.529	99.5	1:39.027	80.92	0.568	17:27:10.427
6 -	28.987	104.6	37.362	92.1	32.453	98.1	1:38.802 (2)	81.10	0.343	17:28:49.229
7 -	29.088	104.8	37.217	91.6	32.687	98.8	1:38.992 (3)	80.95	0.533	17:30:28.221
8 -	28.886	104.2	37.041	92.8	32.532	98.6	1:38.459 (1)	81.39		17:32:06.680
9 -	29.405	103.8	37.385	92.8	32.715	97.8	1:39.505	80.53	1.046	17:33:46.185
10 -	29.238	105.0	37.550	92.1	32.718	96.8	1:39.506	80.53	1.047	17:35:25.691
11 -	29.410	102.2	37.401	91.4	32.496	98.2	1:39.307	80.69	0.848	17:37:04.998

BRSCC TCR UK Race Day - Oulton Park

AIRTEC Motorsport Fiesta ST240 Championship

RACE 8 - SECTOR ANALYSIS



SECTOR 1 = FL to I1, SECTOR 2 = I1 to I2, SECTOR 3 = I2 to FL, DIFF = Difference To Personal Best Lap, P = Crossed Finish Line in Pit Lane, D = Time Disallowed

P17 19 AM Daniel LEWIS			Fiesta ST240									
IDEAL LAP TIME : 1:37.322		BEST LAP TIME : 1:37.540			DIFFERENCE : 0.218							
LAP	SECTOR 1	SECTOR 2	SECTOR 3	LAP TIME	MPH	DIFF	TIME OF DAY					
1 -		103.2	39.661	91.4	32.597	101.6	1:50.923	72.24	13.383	17:20:10.205		
2 -	28.893	101.5	38.029	94.5	32.380	99.5	1:39.302	80.69	1.762	17:21:49.507		
3 -	28.885	106.5	37.034	94.9	32.244	99.8	1:38.163	81.63	0.623	17:23:27.670		
4 -	28.602	106.8	38.333	94.6	31.831	100.6	1:38.766	81.13	1.226	17:25:06.436		
5 -	28.624	107.3	37.543	93.4	31.766	98.9	1:37.933 (3)	81.82	0.393	17:26:44.369		
6 -	28.718	104.6	37.270	94.2	31.789	97.9	1:37.777 (2)	81.95	0.237	17:28:22.146		
7 -	28.690	106.6	36.954	94.7	31.896	98.8	1:37.540 (1)	82.15		17:29:59.686		
8 -	28.881	106.0	37.448	94.9	32.192	97.3	1:38.521	81.33	0.981	17:31:38.207		
9 -	28.739	105.8	38.280	85.1	33.826	96.5	1:40.845	79.46	3.305	17:33:19.052		
10 -	36.598	63.1	45.884	80.9	39.379	76.8	2:01.861	65.76	24.321	17:35:20.913		
11 -	35.139	79.2	42.511	81.6	41.531	64.3	1:59.181	67.23	21.641	17:37:20.094		

BRSCC TCR UK Race Day - Oulton Park

AIRTEC Motorsport Fiesta ST240 Championship

RACE 8 - BEST SECTORS

SECTOR 1			SECTOR 2			SECTOR 3			IDEAL / BEST COMPARISON						
POS	NO	NAME	TIME	NO	NAME	TIME	NO	NAME	TIME	POS	NO	NAME	IDEAL	BEST	DIFF
													PERFECT LAP	1:36.307	
1	664	BLACKBURN	28.129	52	KELLETT	36.629	52	KELLETT	31.549	1	52	KELLETT	1:36.543	1:36.769	0.226
2	234	LUCAS	28.238	88	COOPER	36.702	88	COOPER	31.563	2	88	COOPER	1:36.593	1:36.870	0.277
3	10	JOHNSON	28.273	14	HORROBIN	36.748	14	HORROBIN	31.643	3	14	HORROBIN	1:36.722	1:36.886	0.164
4	88	COOPER	28.328	4	MILLER	36.842	26	HAYES	31.663	4	234	LUCAS	1:36.818	1:36.927	0.109
5	4	MILLER	28.328	234	LUCAS	36.857	234	LUCAS	31.723	5	664	BLACKBURN	1:36.858	1:37.327	0.469
6	14	HORROBIN	28.331	42	HOWARTH	36.924	19	LEWIS	31.766	6	26	HAYES	1:36.981	1:36.981	0.000
7	26	HAYES	28.332	664	BLACKBURN	36.926	664	BLACKBURN	31.803	7	4	MILLER	1:37.014	1:37.317	0.303
8	46	HAYDEN	28.361	10	JOHNSON	36.953	4	MILLER	31.844	8	10	JOHNSON	1:37.166	1:37.329	0.163
9	52	KELLETT	28.365	19	LEWIS	36.954	10	JOHNSON	31.940	9	42	HOWARTH	1:37.322	1:37.430	0.108
10	42	HOWARTH	28.416	46	HAYDEN	36.969	53	KIDD	31.945	10	19	LEWIS	1:37.322	1:37.540	0.218
11	152	MAY	28.492	26	HAYES	36.986	42	HOWARTH	31.982	11	46	HAYDEN	1:37.333	1:37.380	0.047
12	11	ELLIS	28.584	111	WARR	37.041	46	HAYDEN	32.003	12	11	ELLIS	1:37.863	1:37.952	0.089
13	19	LEWIS	28.602	11	ELLIS	37.253	11	ELLIS	32.026	13	152	MAY	1:38.017	1:38.187	0.170
14	47	POPE	28.636	15	RICCI	37.303	152	MAY	32.095	14	15	RICCI	1:38.218	1:38.748	0.530
15	15	RICCI	28.665	152	MAY	37.430	47	POPE	32.175	15	53	KIDD	1:38.248	1:38.457	0.209
16	53	KIDD	28.680	47	POPE	37.596	15	RICCI	32.250	16	111	WARR	1:38.380	1:38.459	0.079
17	111	WARR	28.886	53	KIDD	37.623	111	WARR	32.453	17	47	POPE	1:38.407	1:38.663	0.256

BRSCC TCR UK Race Day - Oulton Park

AIRTEC Motorsport Fiesta ST240 Championship

RACE 8 - BEST SPEEDS

POS	INTERMEDIATE 1			INTERMEDIATE 2			FINISH LINE		
	NO	NAME	MPH	NO	NAME	MPH	NO	NAME	MPH
1	664	BLACKBURN	109.6	4	MILLER	95.1	19	LEWIS	101.6
2	88	COOPER	108.9	88	COOPER	95.0	14	HORROBIN	101.5
3	52	KELLETT	108.7	19	LEWIS	94.9	88	COOPER	101.5
4	42	HOWARTH	108.5	46	HAYDEN	94.7	4	MILLER	101.3
5	26	HAYES	108.2	52	KELLETT	94.6	664	BLACKBURN	101.3
6	234	LUCAS	108.0	26	HAYES	94.5	42	HOWARTH	100.1
7	10	JOHNSON	107.8	14	HORROBIN	94.3	26	HAYES	100.1
8	14	HORROBIN	107.5	10	JOHNSON	94.1	46	HAYDEN	100.0
9	11	ELLIS	107.3	664	BLACKBURN	93.9	234	LUCAS	99.8
10	19	LEWIS	107.3	234	LUCAS	93.9	10	JOHNSON	99.8
11	46	HAYDEN	107.2	42	HOWARTH	93.9	52	KELLETT	99.7
12	4	MILLER	106.8	15	RICCI	93.2	111	WARR	99.5
13	53	KIDD	106.8	53	KIDD	93.0	152	MAY	99.4
14	152	MAY	106.3	152	MAY	92.9	53	KIDD	99.1
15	47	POPE	106.3	111	WARR	92.8	15	RICCI	99.1
16	15	RICCI	106.1	47	POPE	92.6	47	POPE	98.8
17	111	WARR	105.0	11	ELLIS	91.5	11	ELLIS	98.1
18									

BRSCC TCR UK Race Day - Oulton Park

AIRTEC Motorsport Fiesta ST240 Championship

RACE 8 - STATISTICS

Competitors Started	17
Planned Start	2024-06-08 @ 16:40:00.000
Actual Start	2024-06-08 @ 17:18:19.281
Finish Time	2024-06-08 @ 17:36:15.111
Track Length	2.2260mi.
Total Laps	187
Total Distance Covered	416.2620mi.

Session Fastest Lap History

NO	CL	NAME	LAP TIME	TIME OF DAY	LAP	VEHICLE
52	PRO (M)	Alastair KELLETT	1:44.437	17:20:03.717	1	Fiesta ST240
52	PRO (M)	Alastair KELLETT	1:37.505	17:21:41.222	2	Fiesta ST240
52	PRO (M)	Alastair KELLETT	1:37.034	17:23:18.261	3	Fiesta ST240
52	PRO (M)	Alastair KELLETT	1:36.896	17:24:55.152	4	Fiesta ST240
52	PRO (M)	Alastair KELLETT	1:36.769	17:33:00.741	9	Fiesta ST240

Session Leader History

NO	CL	NAME	FROM LAP	LAPS LED	DISTANCE	VEHICLE
52	PRO (M)	Alastair KELLETT	1	11	24.48 miles	Fiesta ST240

Flag History

TYPE	TIME OF DAY
GREEN	17:18:19.281
FINISH	17:36:15.111

Flag Statistics

TYPE	COUNT	TOTAL LAPS	TOTAL TIME
Green	1	11	19:10.222
Red	0	0	0.000
Safety Car	0	0	0.000
FCY	0	0	0.000

BRSCC TCR UK Race Day - Oulton Park

AIRTEC Motorsport Fiesta ST240 Championship

RACE 8 - STATISTICS

CLASS : AM

7 Starters

Fastest Lap History

NO	NAME	LAP TIME	TIME OF DAY	LAP	VEHICLE
42	Henry HOWARTH	1:46.737	17:20:06.026	1	Fiesta ST240
42	Henry HOWARTH	1:37.981	17:21:44.004	2	Fiesta ST240
10	Archie JOHNSON	1:37.917	17:23:25.488	3	Fiesta ST240
10	Archie JOHNSON	1:37.703	17:25:03.188	4	Fiesta ST240
10	Archie JOHNSON	1:37.665	17:26:40.858	5	Fiesta ST240
10	Archie JOHNSON	1:37.329	17:28:18.185	6	Fiesta ST240
26	Harry HAYES	1:36.981	17:36:32.184	11	Fiesta ST240

Leader History

NO	NAME	FROM LAP	LAPS LED	DISTANCE	VEHICLE
42	Henry HOWARTH	1	11	24.48 miles	Fiesta ST240

BRSCC TCR UK Race Day - Oulton Park

AIRTEC Motorsport Fiesta ST240 Championship

RACE 8 - STATISTICS

CLASS : AM (M)

1 Starters

Fastest Lap History

NO	NAME	LAP TIME	TIME OF DAY	LAP	VEHICLE
15	Marco RICCI	1:52.061	17:20:11.344	1	Fiesta ST240
15	Marco RICCI	1:39.726	17:21:51.067	2	Fiesta ST240
15	Marco RICCI	1:39.029	17:23:30.093	3	Fiesta ST240
15	Marco RICCI	1:38.748	17:26:48.222	5	Fiesta ST240

Leader History

NO	NAME	FROM LAP	LAPS LED	DISTANCE	VEHICLE
15	Marco RICCI	1	11	24.48 miles	Fiesta ST240

BRSCC TCR UK Race Day - Oulton Park

AIRTEC Motorsport Fiesta ST240 Championship

RACE 8 - STATISTICS

CLASS : PRO

6 Starters

Fastest Lap History

NO	NAME	LAP TIME	TIME OF DAY	LAP	VEHICLE
14	Simon HORROBIN	1:44.735	17:20:04.013	1	Fiesta ST240
14	Simon HORROBIN	1:38.039	17:21:42.061	2	Fiesta ST240
4	Gary MILLER	1:37.773	17:21:43.095	2	Fiesta ST240
234	Zachary LUCAS	1:37.767	17:21:45.603	2	Fiesta ST240
14	Simon HORROBIN	1:37.473	17:23:19.531	3	Fiesta ST240
664	Connor BLACKBURN	1:37.327	17:23:21.911	3	Fiesta ST240
234	Zachary LUCAS	1:37.283	17:23:22.886	3	Fiesta ST240
14	Simon HORROBIN	1:37.260	17:28:11.498	6	Fiesta ST240
14	Simon HORROBIN	1:37.106	17:29:48.603	7	Fiesta ST240
234	Zachary LUCAS	1:36.927	17:29:52.661	7	Fiesta ST240
14	Simon HORROBIN	1:36.926	17:33:02.522	9	Fiesta ST240
14	Simon HORROBIN	1:36.886	17:36:16.568	11	Fiesta ST240

Leader History

NO	NAME	FROM LAP	LAPS LED	DISTANCE	VEHICLE
14	Simon HORROBIN	1	11	24.48 miles	Fiesta ST240

BRSCC TCR UK Race Day - Oulton Park

AIRTEC Motorsport Fiesta ST240 Championship

RACE 8 - STATISTICS

CLASS : PRO (M)

3 Starters

Fastest Lap History

NO	NAME	LAP TIME	TIME OF DAY	LAP	VEHICLE
52	Alastair KELLETT	1:44.437	17:20:03.717	1	Fiesta ST240
52	Alastair KELLETT	1:37.505	17:21:41.222	2	Fiesta ST240
52	Alastair KELLETT	1:37.034	17:23:18.261	3	Fiesta ST240
52	Alastair KELLETT	1:36.896	17:24:55.152	4	Fiesta ST240
52	Alastair KELLETT	1:36.769	17:33:00.741	9	Fiesta ST240

Leader History

NO	NAME	FROM LAP	LAPS LED	DISTANCE	VEHICLE
52	Alastair KELLETT	1	11	24.48 miles	Fiesta ST240