



# BRSCC MAZDA MX-5 CHAMPIONSHIP

Anglesey International Circuit

8<sup>th</sup> / 9<sup>th</sup> June 2019



Results Provided by Timing Solutions Ltd  
[www.tsl-timing.com](http://www.tsl-timing.com)

**BRSCC Mazda MX-5 Championship**
**QUALIFYING - GROUP A - CLASSIFICATION**

POS	NO	NAME	ENTRY	TIME	ON	LAPS	GAP	DIFF	MPH
1	1	Will BLACKWELL-CHAMBERS	Mazda MX-5 Mk1	1:55.646	4	9			65.37
2	77	Steve FODEN	Mazda MX-5 Mk1	1:56.607	9	10	0.961	0.961	64.83
3	80	Alistair BRAY	Mazda MX-5 Mk1	1:57.169	3	6	1.523	0.562	64.52
4	41	Joe WIGGIN	Mazda MX-5 Mk1	1:57.499	7	9	1.853	0.330	64.34
5	54	Marcus BAILEY (M)	Mazda MX-5 Mk1	1:57.556	7	9	1.910	0.057	64.30
6	33	Jason GREATREX (M)	Mazda MX-5 Mk1	1:58.467	8	10	2.821	0.911	63.81
7	96	Charles MUGGLESTONE	Mazda MX-5 Mk1	1:58.735	6	10	3.089	0.268	63.67
8	544	Jack MOODY	Mazda MX-5 Mk1	1:58.985	8	10	3.339	0.250	63.53
9	666	David WATERS	Mazda MX-5 Mk1	1:59.271	4	9	3.625	0.286	63.38
10	24	Oliver GRAHAM	Mazda MX-5 Mk1	1:59.346	4	10	3.700	0.075	63.34
11	26	Charlie RAWLES	Mazda MX-5 Mk1	1:59.398	4	10	3.752	0.052	63.31
12	23	Martin TOLLEY (M)	Mazda MX-5 Mk1	1:59.545	5	9	3.899	0.147	63.23
13	91	Tom SMITH	Mazda MX-5 Mk1	1:59.593	5	10	3.947	0.048	63.21
14	60	Nick LE DOYEN (M)	Mazda MX-5 Mk1	1:59.624	8	9	3.978	0.031	63.19
15	7	Adrian BURGE (M)	Mazda MX-5 Mk1	2:00.099	5	10	4.453	0.475	62.94
16	66	Christina HOLLEY	Mazda MX-5 Mk1	2:00.330	9	10	4.684	0.231	62.82
17	10	Thomas MALLETT	Mazda MX-5	2:00.336	7	10	4.690	0.006	62.82
18	21	Chris MOLLOY (M)	Mazda MX-5 Mk1	2:00.761	9	10	5.115	0.425	62.60
19	67	Simon ORANGE (M)	Mazda MX-5 Mk1	2:01.012	9	10	5.366	0.251	62.47
20	31*	Bryn GRIFFITHS (M)	Mazda MX-5 Mk1	2:01.910	9	9	6.264	0.898	62.01
21	17	Andrew MACGREGOR (M)	Mazda MX-5 Mk1	2:01.939	7	10	6.293	0.029	61.99
22	90	Bruce ROBINSON (M)	Mazda MX-5 Mk1	2:02.695	9	9	7.049	0.756	61.61
23	16	Neil & Dugald MACGREGOR	Mazda MX-5 Mk1	2:03.680	9	9	8.034	0.985	61.12
24	52	Jack WILLMOTT	Mazda MX-5 Mk1	2:06.371	4	6	10.725	2.691	59.82
25	534	Steve MOODY	Mazda MX-5 Mk1	2:06.961	9	9	11.315	0.590	59.54
26	15	Rob MUGGLESTONE	Mazda MX-5 Mk1	2:08.721	9	9	13.075	1.760	58.73
27	312	Peter LANCASTER (M)	Mazda MX-5 Mk1	2:11.233	8	9	15.587	2.512	57.60

\*Car 31 requires a working transponder - Regulation Q12.2.1 refers.

Weather / Track : Rain / Wet

These results are provisional until the conclusion of any judicial and technical matters.

Anglesey International GP

Circuit Length = 2.1000 miles

Start: 09:00 Flag 09:20 End: 09:22

Clerk Of Course :

Steward :

Timekeeper :

# BRSCC Mazda MX-5 Championship

## QUALIFYING - GROUP A - LAP ANALYSIS

DIFF = Difference To Personal Best Lap

P1 1 Will BLACKWELL-CHAMBERS				
LAP	LAP TIME	DIFF	MPH	TIME OF DAY
1 -	1:57.449	1.803	64.36	09:04:24.624
2 -	1:55.891 (2)	0.245	65.23	09:06:20.515
3 -	1:56.409	0.763	64.94	09:08:16.924
4 -	<b>1:55.646 (1)</b>		<b>65.37</b>	<b>09:10:12.570</b>
5 -	1:56.089 (3)	0.443	65.12	09:12:08.659
6 -	1:57.266	1.620	64.46	09:14:05.925
7 -	1:56.226	0.580	65.04	09:16:02.151
8 -	1:56.256	0.610	65.02	09:17:58.407
9 -	1:56.213	0.567	65.05	09:19:54.620

P2 77 Steve FODEN				
LAP	LAP TIME	DIFF	MPH	TIME OF DAY
1 -	1:58.019	1.412	64.05	09:04:23.864
2 -	1:57.585	0.978	64.29	09:06:21.449
3 -	1:56.655 (2)	0.048	64.80	09:08:18.104
4 -	1:56.987	0.380	64.62	09:10:15.091
5 -	1:57.075	0.468	64.57	09:12:12.166
6 -	1:57.998	1.391	64.06	09:14:10.164
7 -	1:56.700 (3)	0.093	64.78	09:16:06.864
8 -	1:57.189	0.582	64.51	09:18:04.053
9 -	<b>1:56.607 (1)</b>		<b>64.83</b>	<b>09:20:00.660</b>
10 -	1:56.933	0.326	64.65	09:21:57.593

P3 80 Alistair BRAY				
LAP	LAP TIME	DIFF	MPH	TIME OF DAY
1 -	2:18.258	21.089	54.68	09:02:53.921
2 -	1:57.745 (2)	0.576	64.20	09:04:51.666
3 -	<b>1:57.169 (1)</b>		<b>64.52</b>	<b>09:06:48.835</b>
4 -	1:58.795 (3)	1.626	63.63	09:08:47.630
5 -	1:57.589 P	0.420	64.29	09:10:45.219
6 -	3:26.088 P	1:28.919	36.68	09:14:11.307

P4 41 Joe WIGGIN				
LAP	LAP TIME	DIFF	MPH	TIME OF DAY
1 -	1:58.897	1.398	63.58	09:04:31.807
2 -	1:58.591	1.092	63.74	09:06:30.398
3 -	1:58.071	0.572	64.02	09:08:28.469
4 -	1:58.700	1.201	63.68	09:10:27.169
5 -	1:57.657 (3)	0.158	64.25	09:12:24.826
6 -	1:57.650 (2)	0.151	64.25	09:14:22.476
7 -	<b>1:57.499 (1)</b>		<b>64.34</b>	<b>09:16:19.975</b>
8 -	1:57.943	0.444	64.09	09:18:17.918
9 -	1:57.896	0.397	64.12	09:20:15.814

P5 54 Marcus BAILEY (M)				
LAP	LAP TIME	DIFF	MPH	TIME OF DAY
1 -	2:00.964	3.408	62.49	09:04:37.297
2 -	1:59.181	1.625	63.43	09:06:36.478
3 -	1:58.524	0.968	63.78	09:08:35.002
4 -	1:58.578	1.022	63.75	09:10:33.580
5 -	1:59.524	1.968	63.25	09:12:33.104
6 -	1:58.332	0.776	63.88	09:14:31.436
7 -	<b>1:57.556 (1)</b>		<b>64.30</b>	<b>09:16:28.992</b>
8 -	1:57.824 (3)	0.268	64.16	09:18:26.816
9 -	1:57.782 (2)	0.226	64.18	09:20:24.598

DIFF = Difference To Personal Best Lap

P6 33 Jason GREATREX (M)				
LAP	LAP TIME	DIFF	MPH	TIME OF DAY
1 -	2:18.759	20.292	54.48	09:03:02.768
2 -	2:01.207	2.740	62.37	09:05:03.975
3 -	2:00.475	2.008	62.75	09:07:04.450
4 -	1:59.562	1.095	63.23	09:09:04.012
5 -	1:58.879 (3)	0.412	63.59	09:11:02.891
6 -	1:59.211	0.744	63.41	09:13:02.102
7 -	1:58.742 (2)	0.275	63.66	09:15:00.844
8 -	<b>1:58.467 (1)</b>		<b>63.81</b>	<b>09:16:59.311</b>
9 -	1:59.518	1.051	63.25	09:18:58.829
10 -	2:02.217	3.750	61.85	09:21:01.046

P7 96 Charles MUGGLESTONE				
LAP	LAP TIME	DIFF	MPH	TIME OF DAY
1 -	2:33.511	34.776	49.24	09:02:44.579
2 -	2:01.092	2.357	62.43	09:04:45.671
3 -	2:00.377	1.642	62.80	09:06:46.048
4 -	2:00.900	2.165	62.53	09:08:46.948
5 -	2:00.442	1.707	62.76	09:10:47.390
6 -	<b>1:58.735 (1)</b>		<b>63.67</b>	<b>09:12:46.125</b>
7 -	1:58.837 (2)	0.102	63.61	09:14:44.962
8 -	1:59.032	0.297	63.51	09:16:43.994
9 -	1:58.938 (3)	0.203	63.56	09:18:42.932
10 -	2:05.613	6.878	60.18	09:20:48.545

P8 544 Jack MOODY				
LAP	LAP TIME	DIFF	MPH	TIME OF DAY
1 -	2:24.390	25.405	52.35	09:02:50.467
2 -	2:00.735	1.750	62.61	09:04:51.202
3 -	2:00.342	1.357	62.82	09:06:51.544
4 -	1:59.399 (2)	0.414	63.31	09:08:50.943
5 -	2:00.210	1.225	62.88	09:10:51.153
6 -	1:59.545 (3)	0.560	63.23	09:12:50.698
7 -	2:00.684	1.699	62.64	09:14:51.382
8 -	<b>1:58.985 (1)</b>		<b>63.53</b>	<b>09:16:50.367</b>
9 -	2:00.012	1.027	62.99	09:18:50.379
10 -	2:13.379	14.394	56.68	09:21:03.758

P9 666 David WATERS				
LAP	LAP TIME	DIFF	MPH	TIME OF DAY
1 -	2:00.181	0.910	62.90	09:04:34.427
2 -	1:59.850	0.579	63.07	09:06:34.277
3 -	1:59.594 (3)	0.323	63.21	09:08:33.871
4 -	<b>1:59.271 (1)</b>		<b>63.38</b>	<b>09:10:33.142</b>
5 -	2:01.844	2.573	62.04	09:12:34.986
6 -	2:00.046	0.775	62.97	09:14:35.032
7 -	2:03.599	4.328	61.16	09:16:38.631
8 -	1:59.453 (2)	0.182	63.28	09:18:38.084
9 -	1:59.834	0.563	63.08	09:20:37.918

P10 24 Oliver GRAHAM				
LAP	LAP TIME	DIFF	MPH	TIME OF DAY
1 -	2:28.218	28.872	51.00	09:02:48.067
2 -	2:00.830	1.484	62.56	09:04:48.897
3 -	2:00.558	1.212	62.70	09:06:49.455
4 -	<b>1:59.346 (1)</b>		<b>63.34</b>	<b>09:08:48.801</b>
5 -	1:59.683 (3)	0.337	63.16	09:10:48.484
6 -	2:21.641	22.295	53.37	09:13:10.125
7 -	2:00.023	0.677	62.98	09:15:10.148

Weather / Track : Rain / Wet

Anglesey International GP  
Circuit Length = 2.1000 miles  
Start: 09:00 Flag 09:20 End: 09:22

# BRSCC Mazda MX-5 Championship

## QUALIFYING - GROUP A - LAP ANALYSIS

DIFF = Difference To Personal Best Lap

8 -	1:59.504 (2)	0.158	63.26	09:17:09.652
9 -	1:59.861	0.515	63.07	09:19:09.513
10 -	2:00.217	0.871	62.88	09:21:09.730

### P11 26 Charlie RAWLES

LAP	LAP TIME	DIFF	MPH	TIME OF DAY
1 -	2:29.329	29.931	50.62	09:02:38.318
2 -	2:00.026	0.628	62.98	09:04:38.344
3 -	2:00.011	0.613	62.99	09:06:38.355
<b>4 -</b>	<b>1:59.398 (1)</b>		<b>63.31</b>	<b>09:08:37.753</b>
5 -	1:59.430 (2)	0.032	63.30	09:10:37.183
6 -	2:00.480	1.082	62.74	09:12:37.663
7 -	2:00.389	0.991	62.79	09:14:38.052
8 -	2:00.003 (3)	0.605	62.99	09:16:38.055
9 -	2:00.481	1.083	62.74	09:18:38.536
10 -	2:02.096	2.698	61.91	09:20:40.632

### P12 23 Martin TOLLEY (M)

LAP	LAP TIME	DIFF	MPH	TIME OF DAY
1 -	2:01.040	1.495	62.45	09:04:26.715
2 -	2:00.926	1.381	62.51	09:06:27.641
3 -	2:00.271 (2)	0.726	62.85	09:08:27.912
4 -	2:00.435 (3)	0.890	62.77	09:10:28.347
<b>5 -</b>	<b>1:59.545 (1)</b>		<b>63.23</b>	<b>09:12:27.892</b>
6 -	2:01.461 P	1.916	62.24	09:14:29.353
7 -	2:27.917	28.372	51.10	09:16:57.270
8 -	2:00.578	1.033	62.69	09:18:57.848
9 -	2:00.706	1.161	62.63	09:20:58.554

### P13 91 Tom SMITH

LAP	LAP TIME	DIFF	MPH	TIME OF DAY
1 -	2:32.066	32.473	49.71	09:02:54.908
2 -	2:00.681	1.088	62.64	09:04:55.589
3 -	2:01.778	2.185	62.08	09:06:57.367
4 -	2:00.648	1.055	62.66	09:08:58.015
<b>5 -</b>	<b>1:59.593 (1)</b>		<b>63.21</b>	<b>09:10:57.608</b>
6 -	1:59.597 (2)	0.004	63.21	09:12:57.205
7 -	2:04.660	5.067	60.64	09:15:01.865
8 -	1:59.818	0.225	63.09	09:17:01.683
9 -	1:59.710 (3)	0.117	63.15	09:19:01.393
10 -	2:01.107	1.514	62.42	09:21:02.500

### P14 60 Nick LE DOYEN (M)

LAP	LAP TIME	DIFF	MPH	TIME OF DAY
1 -	2:01.330	1.706	62.30	09:04:39.217
2 -	2:00.541	0.917	62.71	09:06:39.758
3 -	2:00.179	0.555	62.90	09:08:39.937
4 -	2:00.409	0.785	62.78	09:10:40.346
5 -	2:00.300	0.676	62.84	09:12:40.646
6 -	1:59.880 (3)	0.256	63.06	09:14:40.526
7 -	2:00.136	0.512	62.92	09:16:40.662
<b>8 -</b>	<b>1:59.624 (1)</b>		<b>63.19</b>	<b>09:18:40.286</b>
9 -	1:59.652 (2)	0.028	63.18	09:20:39.938

### P15 7 Adrian BURGE (M)

LAP	LAP TIME	DIFF	MPH	TIME OF DAY
1 -	2:44.976	44.877	45.82	09:03:46.390
2 -	2:02.619	2.520	61.65	09:05:49.009
3 -	2:01.979	1.880	61.97	09:07:50.988
4 -	2:01.873	1.774	62.03	09:09:52.861

DIFF = Difference To Personal Best Lap

<b>5 -</b>	<b>2:00.099 (1)</b>		<b>62.94</b>	<b>09:11:52.960</b>
6 -	2:01.221	1.122	62.36	09:13:54.181
7 -	2:01.654	1.555	62.14	09:15:55.835
8 -	2:00.481 (2)	0.382	62.74	09:17:56.316
9 -	2:01.021 (3)	0.922	62.46	09:19:57.337
10 -	2:01.696	1.597	62.12	09:21:59.033

### P16 66 Christina HOLLEY

LAP	LAP TIME	DIFF	MPH	TIME OF DAY
1 -	2:27.564	27.234	51.23	09:03:14.934
2 -	2:05.275	4.945	60.34	09:05:20.209
3 -	2:02.892	2.562	61.51	09:07:23.101
4 -	2:01.740	1.410	62.09	09:09:24.841
5 -	2:01.481	1.151	62.23	09:11:26.322
6 -	2:01.613	1.283	62.16	09:13:27.935
7 -	2:01.455	1.125	62.24	09:15:29.390
8 -	2:00.416 (2)	0.086	62.78	09:17:29.806
<b>9 -</b>	<b>2:00.330 (1)</b>		<b>62.82</b>	<b>09:19:30.136</b>
10 -	2:00.564 (3)	0.234	62.70	09:21:30.700

### P17 10 Thomas MALLET

LAP	LAP TIME	DIFF	MPH	TIME OF DAY
1 -	2:24.800	24.464	52.20	09:02:57.550
2 -	2:03.053	2.717	61.43	09:05:00.603
3 -	2:02.078	1.742	61.92	09:07:02.681
4 -	2:02.273	1.937	61.82	09:09:04.954
5 -	2:01.066 (2)	0.730	62.44	09:11:06.020
6 -	2:01.096 (3)	0.760	62.42	09:13:07.116
<b>7 -</b>	<b>2:00.336 (1)</b>		<b>62.82</b>	<b>09:15:07.452</b>
8 -	2:01.704	1.368	62.11	09:17:09.156
9 -	2:01.754	1.418	62.09	09:19:10.910
10 -	2:01.592	1.256	62.17	09:21:12.502

### P18 21 Chris MOLLOY (M)

LAP	LAP TIME	DIFF	MPH	TIME OF DAY
1 -	2:33.887	33.126	49.12	09:02:51.208
2 -	2:02.661	1.900	61.63	09:04:53.869
3 -	2:16.941	16.180	55.20	09:07:10.810
4 -	2:03.049	2.288	61.43	09:09:13.859
5 -	2:08.131	7.370	59.00	09:11:21.990
6 -	2:02.662	1.901	61.63	09:13:24.652
7 -	2:01.876 (3)	1.115	62.03	09:15:26.528
8 -	2:00.888 (2)	0.127	62.53	09:17:27.416
<b>9 -</b>	<b>2:00.761 (1)</b>		<b>62.60</b>	<b>09:19:28.177</b>
10 -	2:03.586	2.825	61.17	09:21:31.763

### P19 67 Simon ORANGE (M)

LAP	LAP TIME	DIFF	MPH	TIME OF DAY
1 -	2:27.218	26.206	51.35	09:02:52.034
2 -	2:03.157	2.145	61.38	09:04:55.191
3 -	2:02.864	1.852	61.53	09:06:58.055
4 -	2:02.438	1.426	61.74	09:09:00.493
5 -	2:01.946	0.934	61.99	09:11:02.439
6 -	2:01.830 (3)	0.818	62.05	09:13:04.269
7 -	2:01.631 (2)	0.619	62.15	09:15:05.900
8 -	2:02.300	1.288	61.81	09:17:08.200
<b>9 -</b>	<b>2:01.012 (1)</b>		<b>62.47</b>	<b>09:19:09.212</b>
10 -	2:02.251	1.239	61.83	09:21:11.463

Weather / Track : Rain / Wet

Anglesey International GP  
Circuit Length = 2.1000 miles  
Start: 09:00 Flag 09:20 End: 09:22

# BRSCC Mazda MX-5 Championship

## QUALIFYING - GROUP A - LAP ANALYSIS

DIFF = Difference To Personal Best Lap

<b>P20 31 Bryn GRIFFITHS (M)</b>				
LAP	LAP TIME	DIFF	MPH	TIME OF DAY
1 -	2:05.609	3.699	60.18	09:05:14.552
2 -	2:06.520	4.610	59.75	09:07:21.072
3 -	2:04.929	3.019	60.51	09:09:26.001
4 -	2:03.958	2.048	60.98	09:11:29.959
5 -	2:03.457	1.547	61.23	09:13:33.416
6 -	2:02.315 (3)	0.405	61.80	09:15:35.731
7 -	2:02.272 (2)	0.362	61.82	09:17:38.003
8 -	2:02.691	0.781	61.61	09:19:40.694
9 -	<b>2:01.910 (1)</b>		<b>62.01</b>	<b>09:21:42.604</b>

<b>P21 17 Andrew MACGREGOR (M)</b>				
LAP	LAP TIME	DIFF	MPH	TIME OF DAY
1 -	2:22.943	21.004	52.88	09:03:16.250
2 -	2:12.312	10.373	57.13	09:05:28.562
3 -	2:03.225	1.286	61.35	09:07:31.787
4 -	2:03.375	1.436	61.27	09:09:35.162
5 -	2:02.782	0.843	61.57	09:11:37.944
6 -	2:02.005 (2)	0.066	61.96	09:13:39.949
7 -	<b>2:01.939 (1)</b>		<b>61.99</b>	<b>09:15:41.888</b>
8 -	2:02.660	0.721	61.63	09:17:44.548
9 -	2:02.032 (3)	0.093	61.95	09:19:46.580
10 -	2:03.342	1.403	61.29	09:21:49.922

<b>P22 90 Bruce ROBINSON (M)</b>				
LAP	LAP TIME	DIFF	MPH	TIME OF DAY
1 -	2:27.863	25.168	51.12	09:03:31.572
2 -	2:08.233	5.538	58.95	09:05:39.805
3 -	2:08.412	5.717	58.87	09:07:48.217
4 -	2:06.529	3.834	59.74	09:09:54.746
5 -	2:03.535	0.840	61.19	09:11:58.281
6 -	2:03.376 (2)	0.681	61.27	09:14:01.657
7 -	2:05.042	2.347	60.45	09:16:06.699
8 -	2:03.388 (3)	0.693	61.27	09:18:10.087
9 -	<b>2:02.695 (1)</b>		<b>61.61</b>	<b>09:20:12.782</b>

<b>P23 16 Neil &amp; Dugald MACGREGOR</b>				
LAP	LAP TIME	DIFF	MPH	TIME OF DAY
1 -	2:30.924	27.244	50.09	09:03:21.189
2 -	2:09.789	6.109	58.24	09:05:30.978
3 -	2:06.516	2.836	59.75	09:07:37.494
4 -	2:04.564 (3)	0.884	60.69	09:09:42.058
5 -	2:06.265	2.585	59.87	09:11:48.323
6 -	2:08.068	4.388	59.03	09:13:56.391
7 -	2:04.443 (2)	0.763	60.75	09:16:00.834
8 -	2:06.091	2.411	59.95	09:18:06.925
9 -	<b>2:03.680 (1)</b>		<b>61.12</b>	<b>09:20:10.605</b>

<b>P24 52 Jack WILLMOTT</b>				
LAP	LAP TIME	DIFF	MPH	TIME OF DAY
1 -	2:30.833	24.462	50.12	09:03:29.260
2 -	2:06.995 (2)	0.624	59.52	09:05:36.255
3 -	2:22.821 (3)	16.450	52.93	09:07:59.076
4 -	<b>2:06.371 (1)</b>		<b>59.82</b>	<b>09:10:05.447</b>
5 -	3:44.191	1:37.820	33.72	09:13:49.638
6 -	3:25.357 P	1:18.986	36.81	09:17:14.995

DIFF = Difference To Personal Best Lap

<b>P25 534 Steve MOODY</b>				
LAP	LAP TIME	DIFF	MPH	TIME OF DAY
1 -	2:34.695	27.734	48.87	09:03:04.910
2 -	2:11.860	4.899	57.33	09:05:16.770
3 -	2:10.836	3.875	57.78	09:07:27.606
4 -	2:09.533	2.572	58.36	09:09:37.139
5 -	2:09.295	2.334	58.47	09:11:46.434
6 -	2:09.132	2.171	58.54	09:13:55.566
7 -	2:08.156 (3)	1.195	58.99	09:16:03.722
8 -	2:07.461 (2)	0.500	59.31	09:18:11.183
9 -	<b>2:06.961 (1)</b>		<b>59.54</b>	<b>09:20:18.144</b>

<b>P26 15 Rob MUGGLESTONE</b>				
LAP	LAP TIME	DIFF	MPH	TIME OF DAY
1 -	2:45.787	37.066	45.60	09:02:59.330
2 -	2:11.816	3.095	57.35	09:05:11.146
3 -	2:13.458	4.737	56.64	09:07:24.604
4 -	2:09.616 (2)	0.895	58.32	09:09:34.220
5 -	2:15.903	7.182	55.62	09:11:50.123
6 -	2:10.742	2.021	57.82	09:14:00.865
7 -	2:11.878	3.157	57.32	09:16:12.743
8 -	2:09.627 (3)	0.906	58.32	09:18:22.370
9 -	<b>2:08.721 (1)</b>		<b>58.73</b>	<b>09:20:31.091</b>

<b>P27 312 Peter LANCASTER (M)</b>				
LAP	LAP TIME	DIFF	MPH	TIME OF DAY
1 -	2:32.412	21.179	49.60	09:03:28.077
2 -	2:15.353	4.120	55.85	09:05:43.430
3 -	2:13.659	2.426	56.56	09:07:57.089
4 -	2:13.876	2.643	56.47	09:10:10.965
5 -	2:11.777 (3)	0.544	57.36	09:12:22.742
6 -	2:11.682 (2)	0.449	57.41	09:14:34.424
7 -	2:12.033	0.800	57.25	09:16:46.457
8 -	<b>2:11.233 (1)</b>		<b>57.60</b>	<b>09:18:57.690</b>
9 -	2:38.783 P	27.550	47.61	09:21:36.473

Weather / Track : Rain / Wet

# BRSCC Mazda MX-5 Championship

## QUALIFYING - GROUP A - STATISTICS

**Competitors Started** 27  
**Planned Start** 2019-06-08 @ 09:00:00.000  
**Actual Start** 2019-06-08 @ 09:00:08.395  
**Finish Time** 2019-06-08 @ 09:20:09.038  
**Track Length** 2.1000mi.  
**Total Laps** 250  
**Total Distance Covered** 525.0000mi.

### Session Fastest Lap History

NO	NAME	LAP TIME	TIME OF DAY	LAP	VEHICLE
77	Steve FODEN	<b>1:58.019</b>	09:04:23.896	1	Mazda MX-5 Mk1
1	Will BLACKWELL-CHAMBERS	<b>1:57.449</b>	09:04:24.660	1	Mazda MX-5 Mk1
1	Will BLACKWELL-CHAMBERS	<b>1:55.891</b>	09:06:20.550	2	Mazda MX-5 Mk1
1	Will BLACKWELL-CHAMBERS	<b>1:55.646</b>	09:10:12.605	4	Mazda MX-5 Mk1

### Flag History

TYPE	TIME OF DAY
GREEN	09:00:08.395
FINISH	09:20:09.038

### Flag Statistics

TYPE	COUNT	TOTAL LAPS	TOTAL TIME
Green	1	10	22:32.089
Red	0	0	0.000
Safety Car	0	0	0.000
FCY	0	0	0.000

Weather / Track : Rain / Wet

These results are provisional until the conclusion of any judicial and technical matters.

Anglesey International GP  
 Circuit Length = 2.1000 miles  
 Start: 09:00 Flag 09:20 End: 09:22

Clerk Of Course :	Timekeeper :
-------------------	--------------

**BRSCC Mazda MX-5 Championship**
**QUALIFYING - GROUP B - CLASSIFICATION**

POS	NO	NAME	ENTRY	TIME	ON	LAPS	GAP	DIFF	MPH
1	4	Adam BESSELL	Mazda MX-5 Mk1	1:56.640	6	10			64.81
2	5	John LANGRIDGE	Mazda MX-5 Mk1	1:57.948	7	9	1.308	1.308	64.09
3	63	Oliver ALLWOOD	Mazda MX-5 Mk1	1:58.338	8	9	1.698	0.390	63.88
4	8	Lewis CANNON	Mazda MX-5 Mk1	1:58.438	6	10	1.798	0.100	63.83
5	71*	Ben SHORT	Mazda MX-5 Mk1	1:58.551	2	9	1.911	0.113	63.77
6	55	Matt POLLARD	Mazda MX-5 Mk1	1:58.635	8	9	1.995	0.084	63.72
7	93	Jack BREWER	Mazda MX-5 Mk1	1:58.637	9	9	1.997	0.002	63.72
8	72	Scott MANSELL	Mazda MX-5 Mk1	1:58.863	6	9	2.223	0.226	63.60
9	81	Sebastian FISHER	Mazda MX-5 Mk1	1:59.693	9	9	3.053	0.830	63.16
10	61	Richard BAXTER	Mazda MX-5 Mk1	1:59.749	3	10	3.109	0.056	63.13
11	32	Callum GREATREX	Mazda MX-5 Mk1	2:00.074	8	10	3.434	0.325	62.96
12	29	Adam CRAIG	Mazda MX-5 Mk1	2:00.104	5	9	3.464	0.030	62.94
13	37	Tim DORE (M)	Mazda MX-5 Mk1	2:00.326	5	9	3.686	0.222	62.82
14	30	Dave TURTON	Mazda MX-5 Mk1	2:00.366	8	9	3.726	0.040	62.80
15	25	Ivan LEARY (M)	Mazda MX-5 Mk1	2:00.453	1	9	3.813	0.087	62.76
16	40	Ben HANCY	Mazda MX-5 Mk1	2:00.774	2	9	4.134	0.321	62.59
17	74	Clive CHISNALL (M)	Mazda MX-5 Mk1	2:00.798	10	10	4.158	0.024	62.58
18	82	Michael KNIBBS	Mazda MX-5 Mk1	2:01.161	3	9	4.521	0.363	62.39
19	117	Michael CLOSE	Mazda MX-5 Mk1	2:02.351	5	8	5.711	1.190	61.78
20	16	Dugald MACGREGOR	Mazda MX-5 Mk1	2:03.167	6	10	6.527	0.816	61.38
21	20	Christopher GINN (M)	Mazda MX-5 Mk1	2:03.364	4	9	6.724	0.197	61.28
22	21	Chris MOLLOY	Mazda MX-5 Mk1	2:03.483	9	9	6.843	0.119	61.22
23	35	Paul HUGHES	Mazda MX-5 Mk1	2:03.959	6	9	7.319	0.476	60.98
24	78	Richard BARTLETT (M)	Mazda MX-5 Mk1	2:04.046	6	9	7.406	0.087	60.94
25	45	Graham RUMSEY (M)	Mazda MX-5 Mk1	2:04.347	3	8	7.707	0.301	60.79
26	68	Ashley HEATH (M)	Mazda MX-5 Mk1	2:06.145	4	9	9.505	1.798	59.93
27	58	Dale WHITEMAN (M)	Mazda MX-5 Mk1	2:06.365	7	8	9.725	0.220	59.82
28	46	David RICKARDS (M)	Mazda MX-5 Mk1	2:09.282	6	8	12.642	2.917	58.47
29	85	Anthony PETTIGREW	Mazda MX-5 Mk1	2:12.895	6	8	16.255	3.613	56.88

No. 71 - 1 Lap time disallowed; exceeding track limits.

Weather / Track : Rain / Wet

These results are provisional until the conclusion of any judicial and technical matters.

Anglesey International GP

Circuit Length = 2.1000 miles

Start: 10:09 Flag 10:29 End: 10:31

Clerk Of Course :

Steward :

Timekeeper :

# BRSCC Mazda MX-5 Championship

## QUALIFYING - GROUP B - LAP ANALYSIS

DIFF = Difference To Personal Best Lap

P1 4 Adam BESSELL				
LAP	LAP TIME	DIFF	MPH	TIME OF DAY
1 -	1:57.413	0.773	64.38	10:13:29.932
2 -	1:57.009	0.369	64.61	10:15:26.941
3 -	1:57.416	0.776	64.38	10:17:24.357
4 -	1:56.894 (3)	0.254	64.67	10:19:21.251
5 -	1:57.551	0.911	64.31	10:21:18.802
<b>6 -</b>	<b>1:56.640 (1)</b>		<b>64.81</b>	<b>10:23:15.442</b>
7 -	1:58.603	1.963	63.74	10:25:14.045
8 -	1:58.110	1.470	64.00	10:27:12.155
9 -	1:56.795 (2)	0.155	64.72	10:29:08.950
10 -	1:57.224	0.584	64.49	10:31:06.174

P2 5 John LANGRIDGE				
LAP	LAP TIME	DIFF	MPH	TIME OF DAY
1 -	1:59.688	1.740	63.16	10:14:00.281
2 -	1:59.051	1.103	63.50	10:15:59.332
3 -	1:58.900	0.952	63.58	10:17:58.232
4 -	1:58.090	0.142	64.01	10:19:56.322
5 -	1:57.967 (3)	0.019	64.08	10:21:54.289
6 -	1:58.173	0.225	63.97	10:23:52.462
<b>7 -</b>	<b>1:57.948 (1)</b>		<b>64.09</b>	<b>10:25:50.410</b>
8 -	1:58.924	0.976	63.57	10:27:49.334
9 -	1:57.955 (2)	0.007	64.09	10:29:47.289

P3 63 Oliver ALLWOOD				
LAP	LAP TIME	DIFF	MPH	TIME OF DAY
1 -	2:59.821	1:01.483	42.04	10:12:53.225
2 -	1:58.402 (2)	0.064	63.85	10:14:51.627
3 -	1:59.647 P	1.309	63.18	10:16:51.274
4 -	2:38.102	39.764	47.81	10:19:29.376
5 -	2:04.816	6.478	60.56	10:21:34.192
6 -	1:59.215 (3)	0.877	63.41	10:23:33.407
7 -	1:59.616	1.278	63.20	10:25:33.023
<b>8 -</b>	<b>1:58.338 (1)</b>		<b>63.88</b>	<b>10:27:31.361</b>
9 -	1:59.996	1.658	63.00	10:29:31.357

P4 8 Lewis CANNON				
LAP	LAP TIME	DIFF	MPH	TIME OF DAY
1 -	2:26.575	28.137	51.57	10:12:28.141
2 -	1:59.003	0.565	63.52	10:14:27.144
3 -	1:58.817	0.379	63.62	10:16:25.961
4 -	1:58.571 (3)	0.133	63.75	10:18:24.532
5 -	1:59.050	0.612	63.50	10:20:23.582
<b>6 -</b>	<b>1:58.438 (1)</b>		<b>63.83</b>	<b>10:22:22.020</b>
7 -	2:08.269	9.831	58.93	10:24:30.289
8 -	1:58.536 (2)	0.098	63.77	10:26:28.825
9 -	1:59.893	1.455	63.05	10:28:28.718
10 -	2:00.664 P	2.226	62.65	10:30:29.382

P5 71 Ben SHORT				
LAP	LAP TIME	DIFF	MPH	TIME OF DAY
1 -	2:00.198	1.647	62.89	10:13:31.764
<b>2 -</b>	<b>1:58.551 (1)</b>		<b>63.77</b>	<b>10:15:30.315</b>
3 -	<del>1:59.138</del> D	0.587	63.45	10:17:29.453
4 -	1:59.522	0.971	63.25	10:19:28.975
5 -	1:58.903 (2)	0.352	63.58	10:21:27.878
6 -	1:59.863	1.312	63.07	10:23:27.741
7 -	1:59.168 (3)	0.617	63.43	10:25:26.909
8 -	1:59.207	0.656	63.41	10:27:26.116

DIFF = Difference To Personal Best Lap

P6 55 Matt POLLARD				
LAP	LAP TIME	DIFF	MPH	TIME OF DAY
9 -	1:59.195	0.644	63.42	10:29:25.311
1 -	1:59.764	1.129	63.12	10:13:33.921
2 -	1:59.775	1.140	63.11	10:15:33.696
3 -	1:59.716	1.081	63.14	10:17:33.412
4 -	1:59.444	0.809	63.29	10:19:32.856
5 -	1:59.718	1.083	63.14	10:21:32.574
6 -	1:59.156 (2)	0.521	63.44	10:23:31.730
7 -	1:59.238 (3)	0.603	63.40	10:25:30.968
<b>8 -</b>	<b>1:58.635 (1)</b>		<b>63.72</b>	<b>10:27:29.603</b>
9 -	1:59.284	0.649	63.37	10:29:28.887

P7 93 Jack BREWER				
LAP	LAP TIME	DIFF	MPH	TIME OF DAY
1 -	2:00.729	2.092	62.61	10:13:31.061
2 -	1:59.695	1.058	63.16	10:15:30.756
3 -	2:01.462	2.825	62.24	10:17:32.218
4 -	1:58.895 (3)	0.258	63.58	10:19:31.113
5 -	1:58.751 (2)	0.114	63.66	10:21:29.864
6 -	1:58.948	0.311	63.55	10:23:28.812
7 -	1:59.310	0.673	63.36	10:25:28.122
8 -	1:59.542	0.905	63.24	10:27:27.664
<b>9 -</b>	<b>1:58.637 (1)</b>		<b>63.72</b>	<b>10:29:26.301</b>

P8 72 Scott MANSELL				
LAP	LAP TIME	DIFF	MPH	TIME OF DAY
1 -	2:00.257	1.394	62.86	10:13:51.341
2 -	2:00.425	1.562	62.77	10:15:51.766
3 -	1:59.729 P	0.866	63.14	10:17:51.495
4 -	2:30.221	31.358	50.32	10:20:21.716
5 -	1:58.953 (2)	0.090	63.55	10:22:20.669
<b>6 -</b>	<b>1:58.863 (1)</b>		<b>63.60</b>	<b>10:24:19.532</b>
7 -	1:59.809	0.946	63.10	10:26:19.341
8 -	1:59.331 (3)	0.468	63.35	10:28:18.672
9 -	2:00.659	1.796	62.65	10:30:19.331

P9 81 Sebastian FISHER				
LAP	LAP TIME	DIFF	MPH	TIME OF DAY
1 -	2:01.050 (3)	1.357	62.45	10:13:33.380
2 -	2:01.138	1.445	62.40	10:15:34.518
3 -	2:01.811	2.118	62.06	10:17:36.329
4 -	2:01.335	1.642	62.30	10:19:37.664
5 -	2:08.697	9.004	58.74	10:21:46.361
6 -	2:00.506 (2)	0.813	62.73	10:23:46.867
7 -	2:01.365	1.672	62.29	10:25:48.232
8 -	2:01.747	2.054	62.09	10:27:49.979
<b>9 -</b>	<b>1:59.693 (1)</b>		<b>63.16</b>	<b>10:29:49.672</b>

P10 61 Richard BAXTER				
LAP	LAP TIME	DIFF	MPH	TIME OF DAY
1 -	2:50.741	50.992	44.27	10:12:46.351
2 -	2:01.307	1.558	62.32	10:14:47.658
<b>3 -</b>	<b>1:59.749 (1)</b>		<b>63.13</b>	<b>10:16:47.407</b>
4 -	2:03.635	3.886	61.14	10:18:51.042
5 -	2:01.110 (3)	1.361	62.42	10:20:52.152
6 -	2:00.601 (2)	0.852	62.68	10:22:52.753
7 -	2:01.478	1.729	62.23	10:24:54.231
8 -	2:01.280	1.531	62.33	10:26:55.511

Weather / Track : Rain / Wet

Anglesey International GP  
Circuit Length = 2.1000 miles  
Start: 10:09 Flag 10:29 End: 10:31



# BRSCC Mazda MX-5 Championship

## QUALIFYING - GROUP B - LAP ANALYSIS

DIFF = Difference To Personal Best Lap

9 -	2:01.749	2.000	62.09	10:28:57.260
10 -	2:02.129	2.380	61.90	10:30:59.389

### P11 32 Callum GREATREX

LAP	LAP TIME	DIFF	MPH	TIME OF DAY
1 -	2:17.406	17.332	55.01	10:12:14.577
2 -	2:02.459	2.385	61.73	10:14:17.036
3 -	2:02.351	2.277	61.78	10:16:19.387
4 -	2:01.904	1.830	62.01	10:18:21.291
5 -	2:03.356	3.282	61.28	10:20:24.647
6 -	2:00.223 (2)	0.149	62.88	10:22:24.870
7 -	2:00.686 (3)	0.612	62.64	10:24:25.556
<b>8 -</b>	<b>2:00.074 (1)</b>		<b>62.96</b>	<b>10:26:25.630</b>
9 -	2:01.245	1.171	62.35	10:28:26.875
10 -	2:00.718	0.644	62.62	10:30:27.593

### P12 29 Adam CRAIG

LAP	LAP TIME	DIFF	MPH	TIME OF DAY
1 -	2:00.898	0.794	62.53	10:13:34.423
2 -	2:00.482	0.378	62.74	10:15:34.905
3 -	2:00.763	0.659	62.60	10:17:35.668
4 -	2:00.535	0.431	62.72	10:19:36.203
<b>5 -</b>	<b>2:00.104 (1)</b>		<b>62.94</b>	<b>10:21:36.307</b>
6 -	2:00.961	0.857	62.49	10:23:37.268
7 -	2:00.922	0.818	62.51	10:25:38.190
8 -	2:00.140 (2)	0.036	62.92	10:27:38.330
9 -	2:00.289 (3)	0.185	62.84	10:29:38.619

### P13 37 Tim DORE (M)

LAP	LAP TIME	DIFF	MPH	TIME OF DAY
1 -	2:01.563	1.237	62.18	10:13:52.002
2 -	2:01.515	1.189	62.21	10:15:53.517
3 -	2:02.026	1.700	61.95	10:17:55.543
4 -	2:01.940	1.614	61.99	10:19:57.483
<b>5 -</b>	<b>2:00.326 (1)</b>		<b>62.82</b>	<b>10:21:57.809</b>
6 -	2:00.959 (2)	0.633	62.50	10:23:58.768
7 -	2:01.319	0.993	62.31	10:26:00.087
8 -	2:01.115	0.789	62.42	10:28:01.202
9 -	2:00.988 (3)	0.662	62.48	10:30:02.190

### P14 30 Dave TURTON

LAP	LAP TIME	DIFF	MPH	TIME OF DAY
1 -	2:03.074	2.708	61.42	10:14:08.750
2 -	2:03.025	2.659	61.45	10:16:11.775
3 -	2:01.234	0.868	62.35	10:18:13.009
4 -	2:00.843	0.477	62.56	10:20:13.852
5 -	2:01.890	1.524	62.02	10:22:15.742
6 -	2:00.532 (2)	0.166	62.72	10:24:16.274
7 -	2:03.662	3.296	61.13	10:26:19.936
<b>8 -</b>	<b>2:00.366 (1)</b>		<b>62.80</b>	<b>10:28:20.302</b>
9 -	2:00.654 (3)	0.288	62.65	10:30:20.956

### P15 25 Ivan LEARY (M)

LAP	LAP TIME	DIFF	MPH	TIME OF DAY
<b>1 -</b>	<b>2:00.453 (1)</b>		<b>62.76</b>	<b>10:13:35.184</b>
2 -	2:01.430	0.977	62.25	10:15:36.614
3 -	2:00.912 (2)	0.459	62.52	10:17:37.526
4 -	2:01.178	0.725	62.38	10:19:38.704
5 -	2:01.307	0.854	62.32	10:21:40.011
6 -	2:01.960	1.507	61.98	10:23:41.971

DIFF = Difference To Personal Best Lap

7 -	2:02.018	1.565	61.95	10:25:43.989
8 -	2:01.011 (3)	0.558	62.47	10:27:45.000
9 -	2:01.339	0.886	62.30	10:29:46.339

### P16 40 Ben HANCY

LAP	LAP TIME	DIFF	MPH	TIME OF DAY
1 -	2:01.432 (3)	0.658	62.25	10:13:32.640
<b>2 -</b>	<b>2:00.774 (1)</b>		<b>62.59</b>	<b>10:15:33.414</b>
3 -	2:01.430 (2)	0.656	62.25	10:17:34.844
4 -	2:02.671	1.897	61.62	10:19:37.515
5 -	2:01.773	0.999	62.08	10:21:39.288
6 -	2:04.034 P	3.260	60.95	10:23:43.322
7 -	3:03.065	1:02.291	41.29	10:26:46.387
8 -	2:02.417	1.643	61.75	10:28:48.804
9 -	2:03.310	2.536	61.30	10:30:52.114

### P17 74 Clive CHISNALL (M)

LAP	LAP TIME	DIFF	MPH	TIME OF DAY
1 -	2:18.446	17.648	54.60	10:12:21.690
2 -	2:01.729	0.931	62.10	10:14:23.419
3 -	2:04.697	3.899	60.62	10:16:28.116
4 -	2:02.858	2.060	61.53	10:18:30.974
5 -	2:02.056	1.258	61.93	10:20:33.030
6 -	2:01.743	0.945	62.09	10:22:34.773
7 -	2:02.025	1.227	61.95	10:24:36.798
8 -	2:01.383 (3)	0.585	62.28	10:26:38.181
9 -	2:01.211 (2)	0.413	62.37	10:28:39.392
<b>10 -</b>	<b>2:00.798 (1)</b>		<b>62.58</b>	<b>10:30:40.190</b>

### P18 82 Michael KNIBBS

LAP	LAP TIME	DIFF	MPH	TIME OF DAY
1 -	2:02.756	1.595	61.58	10:14:05.653
2 -	2:02.496	1.335	61.71	10:16:08.149
<b>3 -</b>	<b>2:01.161 (1)</b>		<b>62.39</b>	<b>10:18:09.310</b>
4 -	2:01.712	0.551	62.11	10:20:11.022
5 -	2:02.090	0.929	61.92	10:22:13.112
6 -	2:01.201 (2)	0.040	62.37	10:24:14.313
7 -	2:01.499 (3)	0.338	62.22	10:26:15.812
8 -	2:01.594	0.433	62.17	10:28:17.406
9 -	2:02.808	1.647	61.55	10:30:20.214

### P19 117 Michael CLOSE

LAP	LAP TIME	DIFF	MPH	TIME OF DAY
1 -	2:04.835	2.484	60.55	10:13:59.228
2 -	2:02.626 (2)	0.275	61.65	10:16:01.854
3 -	2:04.450 (3)	2.099	60.74	10:18:06.304
4 -	2:09.410	7.059	58.41	10:20:15.714
<b>5 -</b>	<b>2:02.351 (1)</b>		<b>61.78</b>	<b>10:22:18.065</b>
6 -	2:04.522	2.171	60.71	10:24:22.587
7 -	2:18.675 P	16.324	54.51	10:26:41.262
8 -	3:18.712	1:16.361	38.04	10:29:59.974

### P20 16 Dugald MACGREGOR

LAP	LAP TIME	DIFF	MPH	TIME OF DAY
1 -	2:19.066	15.899	54.36	10:12:24.341
2 -	2:07.010	3.843	59.52	10:14:31.351
3 -	2:03.911	0.744	61.01	10:16:35.262
4 -	2:05.138	1.971	60.41	10:18:40.400
5 -	2:03.611	0.444	61.15	10:20:44.011
<b>6 -</b>	<b>2:03.167 (1)</b>		<b>61.38</b>	<b>10:22:47.178</b>

Weather / Track : Rain / Wet

Anglesey International GP  
Circuit Length = 2.1000 miles  
Start: 10:09 Flag 10:29 End: 10:31

# BRSCC Mazda MX-5 Championship

## QUALIFYING - GROUP B - LAP ANALYSIS

DIFF = Difference To Personal Best Lap

7 -	2:09.805	6.638	58.24	10:24:56.983
8 -	2:04.642	1.475	60.65	10:27:01.625
9 -	2:03.346 (3)	0.179	61.29	10:29:04.971
10 -	2:03.320 (2)	0.153	61.30	10:31:08.291

### P21 20 Christopher GINN (M)

LAP	LAP TIME	DIFF	MPH	TIME OF DAY
1 -	2:13.686	10.322	56.55	10:14:20.199
2 -	2:11.858	8.494	57.33	10:16:32.057
3 -	2:05.349	1.985	60.31	10:18:37.406
4 -	<b>2:03.364 (1)</b>		<b>61.28</b>	<b>10:20:40.770</b>
5 -	2:03.942 (2)	0.578	60.99	10:22:44.712
6 -	2:04.089 (3)	0.725	60.92	10:24:48.801
7 -	2:05.526	2.162	60.22	10:26:54.327
8 -	2:04.723	1.359	60.61	10:28:59.050
9 -	2:04.406	1.042	60.76	10:31:03.456

### P22 21 Chris MOLLOY

LAP	LAP TIME	DIFF	MPH	TIME OF DAY
1 -	2:06.436	2.953	59.79	10:14:08.200
2 -	2:05.875	2.392	60.05	10:16:14.075
3 -	2:06.372	2.889	59.82	10:18:20.447
4 -	2:06.103	2.620	59.95	10:20:26.550
5 -	2:06.099	2.616	59.95	10:22:32.649
6 -	2:06.084	2.601	59.96	10:24:38.733
7 -	2:04.196 (2)	0.713	60.87	10:26:42.929
8 -	2:04.677 (3)	1.194	60.63	10:28:47.606
9 -	<b>2:03.483 (1)</b>		<b>61.22</b>	<b>10:30:51.089</b>

### P23 35 Paul HUGHES

LAP	LAP TIME	DIFF	MPH	TIME OF DAY
1 -	2:07.701	3.742	59.20	10:14:16.825
2 -	2:07.496	3.537	59.29	10:16:24.321
3 -	2:05.922	1.963	60.03	10:18:30.243
4 -	2:04.937	0.978	60.51	10:20:35.180
5 -	2:04.547 (2)	0.588	60.69	10:22:39.727
6 -	<b>2:03.959 (1)</b>		<b>60.98</b>	<b>10:24:43.686</b>
7 -	2:09.022	5.063	58.59	10:26:52.708
8 -	2:04.780 (3)	0.821	60.58	10:28:57.488
9 -	2:09.852	5.893	58.22	10:31:07.340

### P24 78 Richard BARTLETT (M)

LAP	LAP TIME	DIFF	MPH	TIME OF DAY
1 -	2:08.800	4.754	58.69	10:14:18.846
2 -	2:07.888	3.842	59.11	10:16:26.734
3 -	2:05.258	1.212	60.35	10:18:31.992
4 -	2:04.735 (3)	0.689	60.60	10:20:36.727
5 -	2:04.428 (2)	0.382	60.75	10:22:41.155
6 -	<b>2:04.046 (1)</b>		<b>60.94</b>	<b>10:24:45.201</b>
7 -	2:04.924	0.878	60.51	10:26:50.125
8 -	2:06.294	2.248	59.86	10:28:56.419
9 -	2:06.700	2.654	59.66	10:31:03.119

### P25 45 Graham RUMSEY (M)

LAP	LAP TIME	DIFF	MPH	TIME OF DAY
1 -	2:04.943 (3)	0.596	60.50	10:14:10.389
2 -	2:04.937 (2)	0.590	60.51	10:16:15.326
3 -	<b>2:04.347 (1)</b>		<b>60.79</b>	<b>10:18:19.673</b>
4 -	2:11.509 P	7.162	57.48	10:20:31.182
5 -	3:05.925	1:01.578	40.66	10:23:37.107

DIFF = Difference To Personal Best Lap

6 -	2:05.680	1.333	60.15	10:25:42.787
7 -	2:08.398	4.051	58.87	10:27:51.185
8 -	2:11.598 P	7.251	57.44	10:30:02.783

### P26 68 Ashley HEATH (M)

LAP	LAP TIME	DIFF	MPH	TIME OF DAY
1 -	2:25.400	19.255	51.99	10:12:25.039
2 -	2:10.314	4.169	58.01	10:14:35.353
3 -	2:06.681 (2)	0.536	59.67	10:16:42.034
4 -	<b>2:06.145 (1)</b>		<b>59.93</b>	<b>10:18:48.179</b>
5 -	2:19.428	13.283	54.22	10:21:07.607
6 -	2:07.701	1.556	59.20	10:23:15.308
7 -	2:07.543	1.398	59.27	10:25:22.851
8 -	2:08.209	2.064	58.96	10:27:31.060
9 -	2:06.911 (3)	0.766	59.56	10:29:37.971

### P27 58 Dale WHITEMAN (M)

LAP	LAP TIME	DIFF	MPH	TIME OF DAY
1 -	2:09.347	2.982	58.44	10:14:14.389
2 -	2:15.287	8.922	55.88	10:16:29.676
3 -	2:11.524	5.159	57.48	10:18:41.200
4 -	2:09.292	2.927	58.47	10:20:50.492
5 -	2:08.275 (3)	1.910	58.93	10:22:58.767
6 -	2:06.892 (2)	0.527	59.57	10:25:05.659
7 -	<b>2:06.365 (1)</b>		<b>59.82</b>	<b>10:27:12.024</b>
8 -	2:37.115	30.750	48.11	10:29:49.139

### P28 46 David RICKARDS (M)

LAP	LAP TIME	DIFF	MPH	TIME OF DAY
1 -	2:12.238	2.956	57.16	10:13:58.837
2 -	2:28.974	19.692	50.74	10:16:27.811
3 -	2:12.155	2.873	57.20	10:18:39.966
4 -	2:12.026	2.744	57.26	10:20:51.992
5 -	2:11.033 (2)	1.751	57.69	10:23:03.025
6 -	<b>2:09.282 (1)</b>		<b>58.47</b>	<b>10:25:12.307</b>
7 -	2:11.046 (3)	1.764	57.68	10:27:23.353
8 -	2:11.362	2.080	57.55	10:29:34.715

### P29 85 Anthony PETTIGREW

LAP	LAP TIME	DIFF	MPH	TIME OF DAY
1 -	2:19.893	6.998	54.04	10:14:34.916
2 -	2:22.490	9.595	53.05	10:16:57.406
3 -	2:19.387	6.492	54.23	10:19:16.793
4 -	2:14.381 (3)	1.486	56.25	10:21:31.174
5 -	2:17.878	4.983	54.83	10:23:49.052
6 -	<b>2:12.895 (1)</b>		<b>56.88</b>	<b>10:26:01.947</b>
7 -	2:13.532 (2)	0.637	56.61	10:28:15.479
8 -	2:16.520	3.625	55.37	10:30:31.999

Weather / Track : Rain / Wet

Anglesey International GP

Circuit Length = 2.1000 miles

Start: 10:09 Flag 10:29 End: 10:31

# BRSCC Mazda MX-5 Championship

## QUALIFYING - GROUP B - STATISTICS

**Competitors Started** 29  
**Planned Start** 2019-06-08 @ 10:20:00.000  
**Actual Start** 2019-06-08 @ 10:09:26.835  
**Finish Time** 2019-06-08 @ 10:29:25.310  
**Track Length** 2.1000mi.  
**Total Laps** 262  
**Total Distance Covered** 550.2000mi.

### Session Fastest Lap History

NO	NAME	LAP TIME	TIME OF DAY	LAP	VEHICLE
4	Adam BESSELL	<b>1:57.413</b>	10:13:29.968	1	Mazda MX-5 Mk1
4	Adam BESSELL	<b>1:57.009</b>	10:15:26.977	2	Mazda MX-5 Mk1
4	Adam BESSELL	<b>1:56.894</b>	10:19:21.288	4	Mazda MX-5 Mk1
4	Adam BESSELL	<b>1:56.640</b>	10:23:15.442	6	Mazda MX-5 Mk1

### Flag History

TYPE	TIME OF DAY
GREEN	10:09:26.835
FINISH	10:29:25.310

### Flag Statistics

TYPE	COUNT	TOTAL LAPS	TOTAL TIME
Green	1	10	21:56.655
Red	0	0	0.000
Safety Car	0	0	0.000
FCY	0	0	0.000

Weather / Track : Rain / Wet


These results are provisional until the conclusion of any judicial and technical matters.

Anglesey International GP  
Circuit Length = 2.1000 miles  
Start: 10:09 Flag 10:29 End: 10:31

Clerk Of Course :		Timekeeper :
-------------------	--	--------------

# BRSCC Mazda MX-5 Championship 1A

## RACE 1 - GRID (20 minutes)

ROW 14	28	<b>30</b> Dave TURTON	27	<b>60</b> Nick LE DOYEN (M)	
ROW 13		26	<b>37</b> Tim DORE (M)	25	<b>91</b> Tom SMITH
ROW 12	24	<b>29</b> Adam CRAIG	23	<b>23</b> Martin TOLLEY (M)	
ROW 11		22	<b>32</b> Callum GREATREX	21	<b>26</b> Charlie RAWLES
ROW 10	20	<b>61</b> Richard BAXTER	19	<b>24</b> Oliver GRAHAM	
ROW 9		18	<b>81</b> Sebastian FISHER	17	<b>666</b> David WATERS
ROW 8	16	<b>72</b> Scott MANSELL	15	<b>544</b> Jack MOODY	
ROW 7		14	<b>93</b> Jack BREWER	13	<b>96</b> Charles MUGGLESTONE
ROW 6	12	<b>55</b> Matt POLLARD	11	<b>33</b> Jason GREATREX (M)	
ROW 5		10	<b>71</b> Ben SHORT	9	<b>54</b> Marcus BAILEY (M)
ROW 4	8	<b>8</b> Lewis CANNON	7	<b>41</b> Joe WIGGIN	
ROW 3		6	<b>63</b> Oliver ALLWOOD	5	<b>80</b> Alistair BRAY
ROW 2	4	<b>5</b> John LANGRIDGE	3	<b>77</b> Steve FODEN	
ROW 1		2	<b>4</b> Adam BESSELL	1	<b>1</b> Will BLACKWELL-CHAMBERS
<b>Pole</b>					
					

Anglesey International GP  
 Circuit Length = 2.1000 miles

**These results are provisional until the conclusion of any judicial and technical matters.**


Clerk Of Course :	Steward :	Timekeeper :

Results can be found at [www.tsl-timing.com](http://www.tsl-timing.com)

Printed - 10:45 Saturday, 08 June 2019

# BRSCC Mazda MX-5 Championship 1B

## RACE 4 - GRID (20 minutes)

ROW 13	26	<b>85</b> Anthony PETTIGREW	25	<b>46</b> David RICKARDS (M)
ROW 12	24	<b>58</b> Dale WHITEMAN (M)	23	<b>312</b> Peter LANCASTER (M)
ROW 11	22	<b>68</b> Ashley HEATH (M)	21	<b>15</b> Rob MUGGLESTONE
ROW 10	20	<b>45</b> Graham RUMSEY (M)	19	<b>534</b> Steve MOODY
ROW 9	18	<b>78</b> Richard BARTLETT (M)	17	<b>52</b> Jack WILLMOTT
ROW 8	16	<b>35</b> Paul HUGHES	15	<b>90</b> Bruce ROBINSON (M)
ROW 7	14	<b>20</b> Christopher GINN (M)	13	<b>17</b> Andrew MACGREGOR (M)
ROW 6	12	<b>16</b> Dugald MACGREGOR	11	<b>31</b> Bryn GRIFFITHS (M)
ROW 5	10	<b>117</b> Michael CLOSE	9	<b>67</b> Simon ORANGE (M)
ROW 4	8	<b>82</b> Michael KNIBBS	7	<b>21</b> Matthew FLETCHER
ROW 3	6	<b>74</b> Clive CHISNALL (M)	5	<b>10</b> Thomas MALLETT
ROW 2	4	<b>40</b> Ben HANCY	3	<b>66</b> Christina HOLLEY
ROW 1	2	<b>25</b> Ivan LEARY (M)	1	<b>7</b> Adrian BURGE (M)
<b>Pole</b>				
				

Anglesey International GP  
 Circuit Length = 2.1000 miles

**These results are provisional until the conclusion of any judicial and technical matters.**

Clerk Of Course :	Steward :	Timekeeper :

Results can be found at [www.tsl-timing.com](http://www.tsl-timing.com)

Printed - 10:58 Saturday, 08 June 2019

# BRSCC Mazda MX-5 Championship 1A

## RACE 1 - CLASSIFICATION

POS	NO	NAME	ENTRY	LAPS	TIME	GAP	DIFF	MPH	BEST	ON
1	1	Will BLACKWELL-CHAMBERS	Mazda MX-5 Mk1	11	20:31.086			67.55	<b>1:50.915</b>	9
2	4	Adam BESSELL	Mazda MX-5 Mk1	11	20:34.907	<b>3.821</b>	3.821	67.34	<b>1:51.246</b>	8
3	71	Ben SHORT	Mazda MX-5 Mk1	11	20:39.050	<b>7.964</b>	4.143	67.11	<b>1:51.029</b>	11
4	77	Steve FODEN	Mazda MX-5 Mk1	11	20:40.011	<b>8.925</b>	0.961	67.06	<b>1:50.891</b>	11
5	8	Lewis CANNON	Mazda MX-5 Mk1	11	20:41.006	<b>9.920</b>	0.995	67.01	<b>1:51.480</b>	11
6	33	Jason GREATREX (M)	Mazda MX-5 Mk1	11	20:41.378	<b>10.292</b>	0.372	66.99	<b>1:51.369</b>	11
7	54	Marcus BAILEY (M)	Mazda MX-5 Mk1	11	20:44.424	<b>13.338</b>	3.046	66.82	<b>1:51.231</b>	10
8	5	John LANGRIDGE	Mazda MX-5 Mk1	11	20:47.395	<b>16.309</b>	2.971	66.66	<b>1:50.849</b>	10
9	72	Scott MANSELL	Mazda MX-5 Mk1	11	20:49.257	<b>18.171</b>	1.862	66.56	<b>1:51.501</b>	10
10	55	Matt POLLARD	Mazda MX-5 Mk1	11	20:50.850	<b>19.764</b>	1.593	66.48	<b>1:52.018</b>	11
11	63	Oliver ALLWOOD	Mazda MX-5 Mk1	11	20:51.906	<b>20.820</b>	1.056	66.42	<b>1:51.253</b>	10
12	93	Jack BREWER	Mazda MX-5 Mk1	11	20:52.124	<b>21.038</b>	0.218	66.41	<b>1:50.716</b>	11
13	80	Alistair BRAY	Mazda MX-5 Mk1	11	20:54.711	<b>23.625</b>	2.587	66.27	<b>1:52.732</b>	4
14	81	Sebastian FISHER	Mazda MX-5 Mk1	11	20:56.255	<b>25.169</b>	1.544	66.19	<b>1:51.281</b>	10
15	29	Adam CRAIG	Mazda MX-5 Mk1	11	20:59.426	<b>28.340</b>	3.171	66.03	<b>1:52.056</b>	9
16	666	David WATERS	Mazda MX-5 Mk1	11	20:59.685	<b>28.599</b>	0.259	66.01	<b>1:51.832</b>	11
17	544	Jack MOODY	Mazda MX-5 Mk1	11	21:00.382	<b>29.296</b>	0.697	65.97	<b>1:52.189</b>	9
18	24	Oliver GRAHAM	Mazda MX-5 Mk1	11	21:04.424	<b>33.338</b>	4.042	65.76	<b>1:52.431</b>	8
19	32	Callum GREATREX	Mazda MX-5 Mk1	11	21:06.001	<b>34.915</b>	1.577	65.68	<b>1:52.296</b>	11
20	91	Tom SMITH	Mazda MX-5 Mk1	11	21:08.077	<b>36.991</b>	2.076	65.57	<b>1:51.656</b>	10
21	26*	Charlie RAWLES	Mazda MX-5 Mk1	11	21:13.443	<b>42.357</b>	5.366	65.30	<b>1:52.388</b>	10
22	30	Dave TURTON	Mazda MX-5 Mk1	11	21:14.427	<b>43.341</b>	0.984	65.25	<b>1:52.747</b>	10
23	61	Richard BAXTER	Mazda MX-5 Mk1	11	21:14.687	<b>43.601</b>	0.260	65.23	<b>1:53.063</b>	10
24	23	Martin TOLLEY (M)	Mazda MX-5 Mk1	11	21:28.864	<b>57.778</b>	14.177	64.52	<b>1:54.331</b>	9
25	37	Tim DORE (M)	Mazda MX-5 Mk1	11	21:35.550	<b>1:04.464</b>	6.686	64.18	<b>1:54.010</b>	7
26	60	Nick LE DOYEN (M)	Mazda MX-5 Mk1	11	21:36.276	<b>1:05.190</b>	0.726	64.15	<b>1:54.442</b>	11
27	41	Joe WIGGIN	Mazda MX-5 Mk1	11	22:20.165	<b>1:49.079</b>	43.889	62.05	<b>1:51.705</b>	10
28	96	Charles MUGGLESTONE	Mazda MX-5 Mk1	9	20:37.961	<b>2 Laps</b>	2 Laps	54.96	<b>1:52.365</b>	8

### FASTEST LAP

93	Jack BREWER	Mazda MX-5 Mk1	11	1:50.716	68.28 mph	109.89 kph
----	-------------	----------------	----	----------	-----------	------------

Car 26 - 5 second time penalty, exceeding track limits.

Weather / Track : Cloudy / Drying

These results are provisional until the conclusion of any judicial and technical matters.

Anglesey International GP

Circuit Length = 2.1000 miles

Start: 12:00 Flag 12:21 End: 12:23

Clerk Of Course :

Steward :

Timekeeper :

# BRSCC Mazda MX-5 Championship 1A

## RACE 1 - LAP CHART

LAP 1 @ 12:02:33.442			LAP 2 @ 12:04:25.447			LAP 3 @ 12:06:17.440			LAP 4 @ 12:08:10.067			LAP 5 @ 12:10:01.525		
NO	BEHIND	LAP TIME	NO	BEHIND	LAP TIME	NO	BEHIND	LAP TIME	NO	BEHIND	LAP TIME	NO	BEHIND	LAP TIME
1		1:56.794	1		1:52.005	1		1:51.993	1		1:52.627	1		1:51.458
4	0.158	1:56.952	4	0.876	1:52.723	4	1.017	1:52.134	4	0.321	1:51.931	4	0.368	1:51.505
5	0.733	1:57.527	5	1.988	1:53.260	5	1.994	1:51.999	5	1.922	1:52.555	5	2.181	1:51.717
8	1.146	1:57.940	8	2.329	1:53.188	8	2.660	1:52.324	8	2.234	1:52.201	8	2.336	1:51.560
80	2.283	1:59.077	77	3.504	1:53.073	77	3.457	1:51.946	77	2.434	1:51.604	77	2.580	1:51.604
77	2.436	1:59.230	71	4.125	1:53.458	71	3.895	1:51.763	71	2.834	1:51.566	71	2.990	1:51.614
71	2.672	1:59.466	80	4.316	1:54.038	33	5.003	1:52.424	33	4.695	1:52.319	33	5.763	1:52.526
33	3.380	2:00.174	33	4.572	1:53.197	80	5.732	1:53.409	80	5.837	1:52.732	80	7.630	1:53.251
55	4.131	2:00.925	55	5.648	1:53.522	55	6.980	1:53.325	54	8.455	1:53.596	54	9.037	1:52.040
54	5.058	2:01.852	54	6.728	1:53.675	54	7.486	1:52.751	72	9.330	1:53.369	72	10.370	1:52.498
72	5.680	2:02.474	72	7.312	1:53.637	72	8.588	1:53.269	55	9.705	1:55.352	55	10.758	1:52.511
544	6.254	2:03.048	29	11.203	1:54.899	29	13.768	1:54.558	63	14.579	1:53.016	63	15.529	1:52.408
24	8.024	2:04.818	24	11.382	1:55.363	63	14.190	1:53.852	29	15.357	1:54.216	93	16.259	1:52.220
29	8.309	2:05.103	544	11.546	1:57.297	544	14.525	1:54.972	93	15.497	1:52.265	29	17.439	1:53.540
81	8.931	2:05.725	63	12.331	1:55.192	81	15.814	1:55.028	544	15.667	1:53.769	81	18.388	1:53.627
63	9.144	2:05.938	81	12.779	1:55.853	93	15.859	1:54.698	81	16.219	1:53.032	544	18.560	1:54.351
666	9.396	2:06.190	666	13.052	1:55.661	24	16.430	1:57.041	666	17.517	1:53.149	666	18.738	1:52.679
61	9.838	2:06.632	93	13.154	1:54.331	666	16.995	1:55.936	24	17.871	1:54.068	24	19.489	1:53.076
26	10.649	2:07.443	61	16.001	1:58.168	61	17.662	1:53.654	61	18.678	1:53.643	61	21.375	1:54.155
93	10.828	2:07.622	26	16.297	1:57.653	26	19.031	1:54.727	26	21.092	1:54.688	26	23.762	1:54.128
32	11.627	2:08.421	32	16.828	1:57.206	32	20.571	1:55.736	32	22.395	1:54.451	32	24.554	1:53.617
23	11.724	2:08.518	23	17.295	1:57.576	23	21.030	1:55.728	30	25.128	1:55.368	91	28.083	1:53.363
91	11.864	2:08.658	30	17.599	1:57.342	37	21.925	1:56.071	91	26.178	1:56.595	30	28.352	1:54.682
37	11.998	2:08.792	37	17.847	1:57.854	91	22.210	1:54.814	37	26.226	1:56.928	60	30.510	1:55.270
30	12.262	2:09.056	60	18.296	1:57.589	30	22.387	1:56.781	23	26.490	1:58.087	23	30.786	1:55.754
60	12.712	2:09.506	91	19.389	1:59.530	60	22.936	1:56.633	60	26.698	1:56.389	37	43.909	2:09.141
96	22.177	2:18.971	96	1:22.008	2:51.836 P	41	1:42.193	1:53.580	41	1:42.761	1:53.195	41	1:43.503	1:52.200
41	48.753	2:45.547 P	41	1:40.606	2:43.858				96	1 Lap	4:06.174	96	1 Lap	1:53.142

Weather / Track : Cloudy / Drying

# BRSCC Mazda MX-5 Championship 1A

## RACE 1 - LAP CHART

LAP 6 @ 12:11:52.497			LAP 7 @ 12:13:43.494			LAP 8 @ 12:15:34.747			LAP 9 @ 12:17:25.662			LAP 10 @ 12:19:16.698		
NO	BEHIND	LAP TIME	NO	BEHIND	LAP TIME	NO	BEHIND	LAP TIME	NO	BEHIND	LAP TIME	NO	BEHIND	LAP TIME
1		1:50.972	1		1:50.997	1		1:51.253	1		1:50.915	1		1:51.036
4	0.955	1:51.559	4	1.751	1:51.793	4	1.744	1:51.246	4	2.339	1:51.510	4	2.862	1:51.559
8	4.335	1:52.971	8	5.950	1:52.612	8	6.521	1:51.824	96	2 Laps	1:56.539	96	2 Laps	1:52.365
77	4.760	1:53.152	71	6.415	1:52.407	71	6.894	1:51.732	71	7.857	1:51.878	71	7.971	1:51.150
71	5.005	1:52.987	77	6.670	1:52.907	77	7.707	1:52.290	8	8.480	1:52.874	77	9.070	1:51.468
33	6.972	1:52.181	33	7.870	1:51.895	33	8.182	1:51.565	77	8.638	1:51.846	8	9.476	1:52.032
54	10.428	1:52.363	54	11.454	1:52.023	54	11.987	1:51.786	33	8.886	1:51.619	33	9.959	1:52.109
80	10.712	1:54.054	72	13.561	1:52.755	72	14.408	1:52.100	54	12.698	1:51.626	54	12.893	1:51.231
72	11.803	1:52.405	80	14.106	1:54.391	5	14.969	1:51.961	5	15.361	1:51.307	5	15.174	1:50.849
5	12.893	2:01.684	5	14.261	1:52.365	80	15.959	1:53.106	72	16.094	1:52.601	72	16.559	1:51.501
55	13.232	1:53.446	55	14.917	1:52.682	55	16.194	1:52.530	55	17.652	1:52.373	55	18.782	1:52.166
93	17.014	1:51.727	93	18.153	1:52.136	93	18.008	1:51.108	80	18.800	1:53.756	63	20.204	1:51.253
63	17.148	1:52.591	63	18.753	1:52.602	63	19.476	1:51.976	93	18.975	1:51.882	93	21.358	1:53.419
29	20.282	1:53.815	81	22.636	1:53.130	81	23.248	1:51.865	63	19.987	1:51.426	80	21.862	1:54.098
81	20.503	1:53.087	29	23.377	1:54.092	29	24.230	1:52.106	81	24.228	1:51.895	81	24.473	1:51.281
544	20.808	1:53.220	666	23.747	1:53.859	666	24.909	1:52.415	29	25.371	1:52.056	29	27.042	1:52.707
666	20.885	1:53.119	544	24.217	1:54.406	544	25.282	1:52.318	666	26.061	1:52.067	666	27.803	1:52.778
24	21.444	1:52.927	24	24.605	1:54.158	24	25.783	1:52.431	544	26.556	1:52.189	544	28.060	1:52.540
61	24.208	1:53.805	61	28.039	1:54.828	26	30.289	1:53.193	24	27.468	1:52.600	24	29.657	1:53.225
26	26.386	1:53.596	26	28.349	1:52.960	32	30.619	1:52.574	32	32.351	1:52.647	32	33.655	1:52.340
32	27.160	1:53.578	32	29.298	1:53.135	91	33.307	1:52.462	26	33.152	1:53.778	26	34.504	1:52.388
91	30.433	1:53.322	91	32.098	1:52.662	61	35.171	1:58.385	91	34.471	1:52.079	91	35.091	1:51.656
30	30.853	1:53.473	30	33.239	1:53.383	30	35.196	1:53.210	61	38.522	1:54.266	30	40.410	1:52.747
23	35.018	1:55.204	23	39.595	1:55.574	23	44.760	1:56.418	30	38.699	1:54.418	61	40.549	1:53.063
60	35.329	1:55.791	60	39.744	1:55.412	60	45.045	1:56.554	23	48.176	1:54.331	23	53.383	1:56.243
37	48.092	1:55.155	37	51.105	1:54.010	37	54.455	1:54.603	60	56.618	2:02.488	37	1:01.218	1:54.655
41	1:44.576	1:52.045	41	1:45.328	1:51.749	41	1:45.939	1:51.864	37	57.599	1:54.059	60	1:01.784	1:56.202
96	1 Lap	1:53.198	96	1 Lap	1:52.635				41	1:47.210	1:52.186	41	1:47.879	1:51.705

Weather / Track : Cloudy / Drying

Anglesey International GP  
Circuit Length = 2.1000 miles  
Start: 12:00 Flag 12:21 End: 12:23



# BRSCC Mazda MX-5 Championship 1A

## RACE 1 - LAP CHART

**LAP 11 @ 12:21:07.734**

NO	BEHIND	LAP TIME
1		1:51.036
4	3.821	1:51.995
96	2 Laps	1:53.101
71	7.964	1:51.029
77	8.925	1:50.891
8	9.920	1:51.480
33	10.292	1:51.369
54	13.338	1:51.481
5	16.309	1:52.171
72	18.171	1:52.648
55	19.764	1:52.018
63	20.820	1:51.652
93	21.038	1:50.716
80	23.625	1:52.799
81	25.169	1:51.732
29	28.340	1:52.334
666	28.599	1:51.832
544	29.296	1:52.272
24	33.338	1:54.717
32	34.915	1:52.296
91	36.991	1:52.936
26	37.357	1:53.889
30	43.341	1:53.967
61	43.601	1:54.088
23	57.778	1:55.431
37	1:04.464	1:54.282
60	1:05.190	1:54.442
41	1:49.079	1:52.236

Weather / Track : Cloudy / Drying

Results can be found at [www.tsl-timing.com](http://www.tsl-timing.com)

Page 3 of 3

Anglesey International GP  
Circuit Length = 2.1000 miles  
Start: 12:00 Flag 12:21 End: 12:23

Printed - 12:26 Saturday, 08 June 2019

# BRSCC Mazda MX-5 Championship 1A

## RACE 1 - LAP ANALYSIS

DIFF = Difference To Personal Best Lap

P1 1 Will BLACKWELL-CHAMBERS				
LAP	LAP TIME	DIFF	MPH	TIME OF DAY
1 -	1:56.794	5.879	64.72	12:02:33.442
2 -	1:52.005	1.090	67.49	12:04:25.447
3 -	1:51.993	1.078	67.50	12:06:17.440
4 -	1:52.627	1.712	67.12	12:08:10.067
5 -	1:51.458	0.543	67.82	12:10:01.525
6 -	1:50.972 (2)	0.057	68.12	12:11:52.497
7 -	1:50.997 (3)	0.082	68.10	12:13:43.494
8 -	1:51.253	0.338	67.95	12:15:34.747
9 -	<b>1:50.915 (1)</b>		<b>68.16</b>	<b>12:17:25.662</b>
10 -	1:51.036	0.121	68.08	12:19:16.698
11 -	1:51.036	0.121	68.08	12:21:07.734

P2 4 Adam BESSELL				
LAP	LAP TIME	DIFF	MPH	TIME OF DAY
1 -	1:56.952	5.706	64.64	12:02:33.600
2 -	1:52.723	1.477	67.06	12:04:26.323
3 -	1:52.134	0.888	67.41	12:06:18.457
4 -	1:51.931	0.685	67.54	12:08:10.388
5 -	1:51.505 (2)	0.259	67.79	12:10:01.893
6 -	1:51.559	0.313	67.76	12:11:53.452
7 -	1:51.793	0.547	67.62	12:13:45.245
8 -	<b>1:51.246 (1)</b>		<b>67.95</b>	<b>12:15:36.491</b>
9 -	1:51.510 (3)	0.264	67.79	12:17:28.001
10 -	1:51.559	0.313	67.76	12:19:19.560
11 -	1:51.995	0.749	67.50	12:21:11.555

P3 71 Ben SHORT				
LAP	LAP TIME	DIFF	MPH	TIME OF DAY
1 -	1:59.466	8.437	63.28	12:02:36.114
2 -	1:53.458	2.429	66.63	12:04:29.572
3 -	1:51.763	0.734	67.64	12:06:21.335
4 -	1:51.566 (3)	0.537	67.76	12:08:12.901
5 -	1:51.614	0.585	67.73	12:10:04.515
6 -	1:52.987	1.958	66.91	12:11:57.502
7 -	1:52.407	1.378	67.25	12:13:49.909
8 -	1:51.732	0.703	67.66	12:15:41.641
9 -	1:51.878	0.849	67.57	12:17:33.519
10 -	1:51.150 (2)	0.121	68.01	12:19:24.669
11 -	<b>1:51.029 (1)</b>		<b>68.09</b>	<b>12:21:15.698</b>

P4 77 Steve FODEN				
LAP	LAP TIME	DIFF	MPH	TIME OF DAY
1 -	1:59.230	8.339	63.40	12:02:35.878
2 -	1:53.073	2.182	66.85	12:04:28.951
3 -	1:51.946	1.055	67.53	12:06:20.897
4 -	1:51.604 (3)	0.713	67.73	12:08:12.501
5 -	1:51.604 (3)	0.713	67.73	12:10:04.105
6 -	1:53.152	2.261	66.81	12:11:57.257
7 -	1:52.907	2.016	66.95	12:13:50.164
8 -	1:52.290	1.399	67.32	12:15:42.454
9 -	1:51.846	0.955	67.59	12:17:34.300
10 -	1:51.468 (2)	0.577	67.82	12:19:25.768
11 -	<b>1:50.891 (1)</b>		<b>68.17</b>	<b>12:21:16.659</b>

P5 8 Lewis CANNON				
LAP	LAP TIME	DIFF	MPH	TIME OF DAY
1 -	1:57.940	6.460	64.10	12:02:34.588
2 -	1:53.188	1.708	66.79	12:04:27.776

DIFF = Difference To Personal Best Lap

3 -	1:52.324	0.844	67.30	12:06:20.100
4 -	1:52.201	0.721	67.37	12:08:12.301
5 -	1:51.560 (2)	0.080	67.76	12:10:03.861
6 -	1:52.971	1.491	66.91	12:11:56.832
7 -	1:52.612	1.132	67.13	12:13:49.444
8 -	1:51.824 (3)	0.344	67.60	12:15:41.268
9 -	1:52.874	1.394	66.97	12:17:34.142
10 -	1:52.032	0.552	67.48	12:19:26.174
11 -	<b>1:51.480 (1)</b>		<b>67.81</b>	<b>12:21:17.654</b>

P6 33 Jason GREATREX (M)				
LAP	LAP TIME	DIFF	MPH	TIME OF DAY
1 -	2:00.174	8.805	62.90	12:02:36.822
2 -	1:53.197	1.828	66.78	12:04:30.019
3 -	1:52.424	1.055	67.24	12:06:22.443
4 -	1:52.319	0.950	67.30	12:08:14.762
5 -	1:52.526	1.157	67.18	12:10:07.288
6 -	1:52.181	0.812	67.39	12:11:59.469
7 -	1:51.895	0.526	67.56	12:13:51.364
8 -	1:51.565 (2)	0.196	67.76	12:15:42.929
9 -	1:51.619 (3)	0.250	67.73	12:17:34.548
10 -	1:52.109	0.740	67.43	12:19:26.657
11 -	<b>1:51.369 (1)</b>		<b>67.88</b>	<b>12:21:18.026</b>

P7 54 Marcus BAILEY (M)				
LAP	LAP TIME	DIFF	MPH	TIME OF DAY
1 -	2:01.852	10.621	62.04	12:02:38.500
2 -	1:53.675	2.444	66.50	12:04:32.175
3 -	1:52.751	1.520	67.05	12:06:24.926
4 -	1:53.596	2.365	66.55	12:08:18.522
5 -	1:52.040	0.809	67.47	12:10:10.562
6 -	1:52.363	1.132	67.28	12:12:02.925
7 -	1:52.023	0.792	67.48	12:13:54.948
8 -	1:51.786	0.555	67.62	12:15:46.734
9 -	1:51.626 (3)	0.395	67.72	12:17:38.360
10 -	<b>1:51.231 (1)</b>		<b>67.96</b>	<b>12:19:29.591</b>
11 -	1:51.481 (2)	0.250	67.81	12:21:21.072

P8 5 John LANGRIDGE				
LAP	LAP TIME	DIFF	MPH	TIME OF DAY
1 -	1:57.527	6.678	64.32	12:02:34.175
2 -	1:53.260	2.411	66.74	12:04:27.435
3 -	1:51.999	1.150	67.50	12:06:19.434
4 -	1:52.555	1.706	67.16	12:08:11.989
5 -	1:51.717 (3)	0.868	67.67	12:10:03.706
6 -	2:01.684	10.835	62.12	12:12:05.390
7 -	1:52.365	1.516	67.28	12:13:57.755
8 -	1:51.961	1.112	67.52	12:15:49.716
9 -	1:51.307 (2)	0.458	67.92	12:17:41.023
10 -	<b>1:50.849 (1)</b>		<b>68.20</b>	<b>12:19:31.872</b>
11 -	1:52.171	1.322	67.39	12:21:24.043

P9 72 Scott MANSELL				
LAP	LAP TIME	DIFF	MPH	TIME OF DAY
1 -	2:02.474	10.973	61.72	12:02:39.122
2 -	1:53.637	2.136	66.52	12:04:32.759
3 -	1:53.269	1.768	66.74	12:06:26.028
4 -	1:53.369	1.868	66.68	12:08:19.397
5 -	1:52.498	0.997	67.20	12:10:11.895
6 -	1:52.405 (3)	0.904	67.25	12:12:04.300
7 -	1:52.755	1.254	67.04	12:13:57.055

Anglesey International GP

Circuit Length = 2.1000 miles

Start: 12:00 Flag 12:21 End: 12:23

Weather / Track : Cloudy / Drying

# BRSCC Mazda MX-5 Championship 1A

## RACE 1 - LAP ANALYSIS

DIFF = Difference To Personal Best Lap

8 -	1:52.100 (2)	0.599	67.43	12:15:49.155
9 -	1:52.601	1.100	67.13	12:17:41.756
<b>10 -</b>	<b>1:51.501 (1)</b>		<b>67.80</b>	<b>12:19:33.257</b>
11 -	1:52.648	1.147	67.11	12:21:25.905

### P10 55 Matt POLLARD

LAP	LAP TIME	DIFF	MPH	TIME OF DAY
1 -	2:00.925	8.907	62.51	12:02:37.573
2 -	1:53.522	1.504	66.59	12:04:31.095
3 -	1:53.325	1.307	66.71	12:06:24.420
4 -	1:55.352	3.334	65.53	12:08:19.772
5 -	1:52.511	0.493	67.19	12:10:12.283
6 -	1:53.446	1.428	66.63	12:12:05.729
7 -	1:52.682	0.664	67.09	12:13:58.411
8 -	1:52.530	0.512	67.18	12:15:50.941
9 -	1:52.373 (3)	0.355	67.27	12:17:43.314
10 -	1:52.166 (2)	0.148	67.40	12:19:35.480
<b>11 -</b>	<b>1:52.018 (1)</b>		<b>67.48</b>	<b>12:21:27.498</b>

### P11 63 Oliver ALLWOOD

LAP	LAP TIME	DIFF	MPH	TIME OF DAY
1 -	2:05.938	14.685	60.02	12:02:42.586
2 -	1:55.192	3.939	65.62	12:04:37.778
3 -	1:53.852	2.599	66.40	12:06:31.630
4 -	1:53.016	1.763	66.89	12:08:24.646
5 -	1:52.408	1.155	67.25	12:10:17.054
6 -	1:52.591	1.338	67.14	12:12:09.645
7 -	1:52.602	1.349	67.13	12:14:02.247
8 -	1:51.976	0.723	67.51	12:15:54.223
9 -	1:51.426 (2)	0.173	67.84	12:17:45.649
<b>10 -</b>	<b>1:51.253 (1)</b>		<b>67.95</b>	<b>12:19:36.902</b>
11 -	1:51.652 (3)	0.399	67.71	12:21:28.554

### P12 93 Jack BREWER

LAP	LAP TIME	DIFF	MPH	TIME OF DAY
1 -	2:07.622	16.906	59.23	12:02:44.270
2 -	1:54.331	3.615	66.12	12:04:38.601
3 -	1:54.698	3.982	65.91	12:06:33.299
4 -	1:52.265	1.549	67.34	12:08:25.564
5 -	1:52.220	1.504	67.36	12:10:17.784
6 -	1:51.727 (3)	1.011	67.66	12:12:09.511
7 -	1:52.136	1.420	67.41	12:14:01.647
8 -	1:51.108 (2)	0.392	68.04	12:15:52.755
9 -	1:51.882	1.166	67.57	12:17:44.637
10 -	1:53.419	2.703	66.65	12:19:38.056
<b>11 -</b>	<b>1:50.716 (1)</b>		<b>68.28</b>	<b>12:21:28.772</b>

### P13 80 Alistair BRAY

LAP	LAP TIME	DIFF	MPH	TIME OF DAY
1 -	1:59.077	6.345	63.48	12:02:35.725
2 -	1:54.038	1.306	66.29	12:04:29.763
3 -	1:53.409	0.677	66.66	12:06:23.172
<b>4 -</b>	<b>1:52.732 (1)</b>		<b>67.06</b>	<b>12:08:15.904</b>
5 -	1:53.251	0.519	66.75	12:10:09.155
6 -	1:54.054	1.322	66.28	12:12:03.209
7 -	1:54.391	1.659	66.08	12:13:57.600
8 -	1:53.106 (3)	0.374	66.83	12:15:50.706
9 -	1:53.756	1.024	66.45	12:17:44.462
10 -	1:54.098	1.366	66.25	12:19:38.560
11 -	1:52.799 (2)	0.067	67.02	12:21:31.359

DIFF = Difference To Personal Best Lap

P14 81 Sebastian FISHER				
LAP	LAP TIME	DIFF	MPH	TIME OF DAY
1 -	2:05.725	14.444	60.13	12:02:42.373
2 -	1:55.853	4.572	65.25	12:04:38.226
3 -	1:55.028	3.747	65.72	12:06:33.254
4 -	1:53.032	1.751	66.88	12:08:26.286
5 -	1:53.627	2.346	66.53	12:10:19.913
6 -	1:53.087	1.806	66.85	12:12:13.000
7 -	1:53.130	1.849	66.82	12:14:06.130
8 -	1:51.865 (3)	0.584	67.58	12:15:57.995
9 -	1:51.895	0.614	67.56	12:17:49.890
<b>10 -</b>	<b>1:51.281 (1)</b>		<b>67.93</b>	<b>12:19:41.171</b>
11 -	1:51.732 (2)	0.451	67.66	12:21:32.903

### P15 29 Adam CRAIG

LAP	LAP TIME	DIFF	MPH	TIME OF DAY
1 -	2:05.103	13.047	60.43	12:02:41.751
2 -	1:54.899	2.843	65.79	12:04:36.650
3 -	1:54.558	2.502	65.99	12:06:31.208
4 -	1:54.216	2.160	66.19	12:08:25.424
5 -	1:53.540	1.484	66.58	12:10:18.964
6 -	1:53.815	1.759	66.42	12:12:12.779
7 -	1:54.092	2.036	66.26	12:14:06.871
8 -	1:52.106 (2)	0.050	67.43	12:15:58.977
<b>9 -</b>	<b>1:52.056 (1)</b>		<b>67.46</b>	<b>12:17:51.033</b>
10 -	1:52.707	0.651	67.07	12:19:43.740
11 -	1:52.334 (3)	0.278	67.29	12:21:36.074

### P16 666 David WATERS

LAP	LAP TIME	DIFF	MPH	TIME OF DAY
1 -	2:06.190	14.358	59.90	12:02:42.838
2 -	1:55.661	3.829	65.36	12:04:38.499
3 -	1:55.936	4.104	65.20	12:06:34.435
4 -	1:53.149	1.317	66.81	12:08:27.584
5 -	1:52.679	0.847	67.09	12:10:20.263
6 -	1:53.119	1.287	66.83	12:12:13.382
7 -	1:53.859	2.027	66.39	12:14:07.241
8 -	1:52.415 (3)	0.583	67.25	12:15:59.656
9 -	1:52.067 (2)	0.235	67.45	12:17:51.723
10 -	1:52.778	0.946	67.03	12:19:44.501
<b>11 -</b>	<b>1:51.832 (1)</b>		<b>67.60</b>	<b>12:21:36.333</b>

### P17 544 Jack MOODY

LAP	LAP TIME	DIFF	MPH	TIME OF DAY
1 -	2:03.048	10.859	61.43	12:02:39.696
2 -	1:57.297	5.108	64.45	12:04:36.993
3 -	1:54.972	2.783	65.75	12:06:31.965
4 -	1:53.769	1.580	66.45	12:08:25.734
5 -	1:54.351	2.162	66.11	12:10:20.085
6 -	1:53.220	1.031	66.77	12:12:13.305
7 -	1:54.406	2.217	66.08	12:14:07.711
8 -	1:52.318 (3)	0.129	67.30	12:16:00.029
<b>9 -</b>	<b>1:52.189 (1)</b>		<b>67.38</b>	<b>12:17:52.218</b>
10 -	1:52.540	0.351	67.17	12:19:44.758
11 -	1:52.272 (2)	0.083	67.33	12:21:37.030

### P18 24 Oliver GRAHAM

LAP	LAP TIME	DIFF	MPH	TIME OF DAY
1 -	2:04.818	12.387	60.56	12:02:41.466
2 -	1:55.363	2.932	65.53	12:04:36.829

Anglesey International GP

Circuit Length = 2.1000 miles

Start: 12:00 Flag 12:21 End: 12:23

Weather / Track : Cloudy / Drying

# BRSCC Mazda MX-5 Championship 1A

## RACE 1 - LAP ANALYSIS

DIFF = Difference To Personal Best Lap

3 -	1:57.041	4.610	64.59	12:06:33.870
4 -	1:54.068	1.637	66.27	12:08:27.938
5 -	1:53.076	0.645	66.85	12:10:21.014
6 -	1:52.927 (3)	0.496	66.94	12:12:13.941
7 -	1:54.158	1.727	66.22	12:14:08.099
<b>8 -</b>	<b>1:52.431 (1)</b>		<b>67.24</b>	<b>12:16:00.530</b>
9 -	1:52.600 (2)	0.169	67.14	12:17:53.130
10 -	1:53.225	0.794	66.76	12:19:46.355
11 -	1:54.717	2.286	65.90	12:21:41.072

### P19 32 Callum GREATREX

LAP	LAP TIME	DIFF	MPH	TIME OF DAY
1 -	2:08.421	16.125	58.86	12:02:45.069
2 -	1:57.206	4.910	64.50	12:04:42.275
3 -	1:55.736	3.440	65.32	12:06:38.011
4 -	1:54.451	2.155	66.05	12:08:32.462
5 -	1:53.617	1.321	66.53	12:10:26.079
6 -	1:53.578	1.282	66.56	12:12:19.657
7 -	1:53.135	0.839	66.82	12:14:12.792
8 -	1:52.574 (3)	0.278	67.15	12:16:05.366
9 -	1:52.647	0.351	67.11	12:17:58.013
10 -	1:52.340 (2)	0.044	67.29	12:19:50.353
<b>11 -</b>	<b>1:52.296 (1)</b>		<b>67.32</b>	<b>12:21:42.649</b>

### P20 91 Tom SMITH

LAP	LAP TIME	DIFF	MPH	TIME OF DAY
1 -	2:08.658	17.002	58.76	12:02:45.306
2 -	1:59.530	7.874	63.24	12:04:44.836
3 -	1:54.814	3.158	65.84	12:06:39.650
4 -	1:56.595	4.939	64.83	12:08:36.245
5 -	1:53.363	1.707	66.68	12:10:29.608
6 -	1:53.322	1.666	66.71	12:12:22.930
7 -	1:52.662	1.006	67.10	12:14:15.592
8 -	1:52.462 (3)	0.806	67.22	12:16:08.054
9 -	1:52.079 (2)	0.423	67.45	12:18:00.133
<b>10 -</b>	<b>1:51.656 (1)</b>		<b>67.70</b>	<b>12:19:51.789</b>
11 -	1:52.936	1.280	66.94	12:21:44.725

### P21 26 Charlie RAWLES

LAP	LAP TIME	DIFF	MPH	TIME OF DAY
1 -	2:07.443	15.055	59.32	12:02:44.091
2 -	1:57.653	5.265	64.25	12:04:41.744
3 -	1:54.727	2.339	65.89	12:06:36.471
4 -	1:54.688	2.300	65.91	12:08:31.159
5 -	1:54.128	1.740	66.24	12:10:25.287
6 -	1:53.596	1.208	66.55	12:12:18.883
7 -	1:52.960 (2)	0.572	66.92	12:14:11.843
8 -	1:53.193 (3)	0.805	66.78	12:16:05.036
9 -	1:53.778	1.390	66.44	12:17:58.814
<b>10 -</b>	<b>1:52.388 (1)</b>		<b>67.26</b>	<b>12:19:51.202</b>
11 -	1:53.889	1.501	66.38	12:21:45.091

### P22 30 Dave TURTON

LAP	LAP TIME	DIFF	MPH	TIME OF DAY
1 -	2:09.056	16.309	58.57	12:02:45.704
2 -	1:57.342	4.595	64.42	12:04:43.046
3 -	1:56.781	4.034	64.73	12:06:39.827
4 -	1:55.368	2.621	65.52	12:08:35.195
5 -	1:54.682	1.935	65.92	12:10:29.877
6 -	1:53.473	0.726	66.62	12:12:23.350
7 -	1:53.383 (3)	0.636	66.67	12:14:16.733

DIFF = Difference To Personal Best Lap

8 -	1:53.210 (2)	0.463	66.77	12:16:09.943
9 -	1:54.418	1.671	66.07	12:18:04.361
<b>10 -</b>	<b>1:52.747 (1)</b>		<b>67.05</b>	<b>12:19:57.108</b>
11 -	1:53.967	1.220	66.33	12:21:51.075

### P23 61 Richard BAXTER

LAP	LAP TIME	DIFF	MPH	TIME OF DAY
1 -	2:06.632	13.569	59.70	12:02:43.280
2 -	1:58.168	5.105	63.97	12:04:41.448
3 -	1:53.654 (3)	0.591	66.51	12:06:35.102
4 -	1:53.643 (2)	0.580	66.52	12:08:28.745
5 -	1:54.155	1.092	66.22	12:10:22.900
6 -	1:53.805	0.742	66.42	12:12:16.705
7 -	1:54.828	1.765	65.83	12:14:11.533
8 -	1:58.385	5.322	63.85	12:16:09.918
9 -	1:54.266	1.203	66.16	12:18:04.184
<b>10 -</b>	<b>1:53.063 (1)</b>		<b>66.86</b>	<b>12:19:57.247</b>
11 -	1:54.088	1.025	66.26	12:21:51.335

### P24 23 Martin TOLLEY (M)

LAP	LAP TIME	DIFF	MPH	TIME OF DAY
1 -	2:08.518	14.187	58.82	12:02:45.166
2 -	1:57.576	3.245	64.29	12:04:42.742
3 -	1:55.728	1.397	65.32	12:06:38.470
4 -	1:58.087	3.756	64.02	12:08:36.557
5 -	1:55.754	1.423	65.31	12:10:32.311
6 -	1:55.204 (2)	0.873	65.62	12:12:27.515
7 -	1:55.574	1.243	65.41	12:14:23.089
8 -	1:56.418	2.087	64.93	12:16:19.507
<b>9 -</b>	<b>1:54.331 (1)</b>		<b>66.12</b>	<b>12:18:13.838</b>
10 -	1:56.243	1.912	65.03	12:20:10.081
11 -	1:55.431 (3)	1.100	65.49	12:22:05.512

### P25 37 Tim DORE (M)

LAP	LAP TIME	DIFF	MPH	TIME OF DAY
1 -	2:08.792	14.782	58.69	12:02:45.440
2 -	1:57.854	3.844	64.14	12:04:43.294
3 -	1:56.071	2.061	65.13	12:06:39.365
4 -	1:56.928	2.918	64.65	12:08:36.293
5 -	2:09.141	15.131	58.54	12:10:45.434
6 -	1:55.155	1.145	65.65	12:12:40.589
<b>7 -</b>	<b>1:54.010 (1)</b>		<b>66.30</b>	<b>12:14:34.599</b>
8 -	1:54.603	0.593	65.96	12:16:29.202
9 -	1:54.059 (2)	0.049	66.28	12:18:23.261
10 -	1:54.655	0.645	65.93	12:20:17.916
11 -	1:54.282 (3)	0.272	66.15	12:22:12.198

### P26 60 Nick LE DOYEN (M)

LAP	LAP TIME	DIFF	MPH	TIME OF DAY
1 -	2:09.506	15.064	58.37	12:02:46.154
2 -	1:57.589	3.147	64.29	12:04:43.743
3 -	1:56.633	2.191	64.81	12:06:40.376
4 -	1:56.389	1.947	64.95	12:08:36.765
5 -	1:55.270 (2)	0.828	65.58	12:10:32.035
6 -	1:55.791	1.349	65.29	12:12:27.826
7 -	1:55.412 (3)	0.970	65.50	12:14:23.238
8 -	1:56.554	2.112	64.86	12:16:19.792
9 -	2:02.488	8.046	61.72	12:18:22.280
10 -	1:56.202	1.760	65.05	12:20:18.482
<b>11 -</b>	<b>1:54.442 (1)</b>		<b>66.05</b>	<b>12:22:12.924</b>

Weather / Track : Cloudy / Drying

Anglesey International GP

Circuit Length = 2.1000 miles

Start: 12:00 Flag 12:21 End: 12:23

# BRSCC Mazda MX-5 Championship 1A

## RACE 1 - LAP ANALYSIS

DIFF = Difference To Personal Best Lap

<b>P27 41 Joe WIGGIN</b>				
LAP	LAP TIME	DIFF	MPH	TIME OF DAY
1 -	2:45.547 <b>P</b>	53.842	45.66	12:03:22.195
2 -	2:43.858	52.153	46.13	12:06:06.053
3 -	1:53.580	1.875	66.56	12:07:59.633
4 -	1:53.195	1.490	66.78	12:09:52.828
5 -	1:52.200	0.495	67.37	12:11:45.028
6 -	1:52.045	0.340	67.47	12:13:37.073
7 -	1:51.749 <b>(2)</b>	0.044	67.65	12:15:28.822
8 -	1:51.864 <b>(3)</b>	0.159	67.58	12:17:20.686
9 -	1:52.186	0.481	67.38	12:19:12.872
<b>10 -</b>	<b>1:51.705 (1)</b>		<b>67.67</b>	<b>12:21:04.577</b>
11 -	1:52.236	0.531	67.35	12:22:56.813

<b>P28 96 Charles MUGGLESTONE</b>				
LAP	LAP TIME	DIFF	MPH	TIME OF DAY
1 -	2:18.971	26.606	54.39	12:02:55.619
2 -	2:51.836 <b>P</b>	59.471	43.99	12:05:47.455
3 -	4:06.174	2:13.809	30.70	12:09:53.629
4 -	1:53.142	0.777	66.81	12:11:46.771
5 -	1:53.198	0.833	66.78	12:13:39.969
6 -	1:52.635 <b>(2)</b>	0.270	67.11	12:15:32.604
7 -	1:56.539	4.174	64.87	12:17:29.143
<b>8 -</b>	<b>1:52.365 (1)</b>		<b>67.28</b>	<b>12:19:21.508</b>
9 -	1:53.101 <b>(3)</b>	0.736	66.84	12:21:14.609

# BRSCC Mazda MX-5 Championship 1A

## RACE 1 - STATISTICS

**Competitors Started** 28  
**Planned Start** 2019-06-08 @ 12:10:00.000  
**Actual Start** 2019-06-08 @ 12:00:36.647  
**Finish Time** 2019-06-08 @ 12:21:05.974  
**Track Length** 2.1000mi.  
**Total Laps** 306  
**Total Distance Covered** 642.6000mi.

### Session Fastest Lap History

NO	NAME	LAP TIME	TIME OF DAY	LAP	VEHICLE
1	Will BLACKWELL-CHAMBERS	1:56.794	12:02:33.475	1	Mazda MX-5 Mk1
1	Will BLACKWELL-CHAMBERS	1:52.005	12:04:25.484	2	Mazda MX-5 Mk1
1	Will BLACKWELL-CHAMBERS	1:51.993	12:06:17.477	3	Mazda MX-5 Mk1
77	Steve FODEN	1:51.946	12:06:20.929	3	Mazda MX-5 Mk1
71	Ben SHORT	1:51.763	12:06:21.370	3	Mazda MX-5 Mk1
77	Steve FODEN	1:51.604	12:08:12.532	4	Mazda MX-5 Mk1
71	Ben SHORT	1:51.566	12:08:12.935	4	Mazda MX-5 Mk1
1	Will BLACKWELL-CHAMBERS	1:51.458	12:10:01.559	5	Mazda MX-5 Mk1
1	Will BLACKWELL-CHAMBERS	1:50.972	12:11:52.531	6	Mazda MX-5 Mk1
1	Will BLACKWELL-CHAMBERS	1:50.915	12:17:25.698	9	Mazda MX-5 Mk1
5	John LANGRIDGE	1:50.849	12:19:31.914	10	Mazda MX-5 Mk1
93	Jack BREWER	1:50.716	12:21:28.808	11	Mazda MX-5 Mk1

### Session Leader History

NO	NAME	FROM LAP	LAPS LED	DISTANCE	VEHICLE
1	Will BLACKWELL-CHAMBERS	1	11	23.10 miles	Mazda MX-5 Mk1

### Flag History

TYPE	TIME OF DAY
GREEN	12:00:36.647
FINISH	12:21:05.974

### Flag Statistics

TYPE	COUNT	TOTAL LAPS	TOTAL TIME
Green	1	11	22:28.211
Red	0	0	0.000
Safety Car	0	0	0.000
FCY	0	0	0.000

Weather / Track : Cloudy / Drying

These results are provisional until the conclusion of any judicial and technical matters.

Anglesey International GP

Circuit Length = 2.1000 miles

Start: 12:00 Flag 12:21 End: 12:23

Clerk Of Course :		Timekeeper :
-------------------	--	--------------

# BRSCC Mazda MX-5 Championship 1B

## RACE 4 - CLASSIFICATION - AMENDED

POS	NO	NAME	ENTRY	LAPS	TIME	GAP	DIFF	MPH	BEST	ON
1	40	Ben HANCY	Mazda MX-5 Mk1	8	16:05.084			62.66	<b>1:59.395</b>	6
2	7	Adrian BURGE (M)	Mazda MX-5 Mk1	8	16:06.896	<b>1.812</b>	1.812	62.55	<b>1:59.691</b>	6
3	74	Clive CHISNALL (M)	Mazda MX-5 Mk1	8	16:08.824	<b>3.740</b>	1.928	62.42	<b>1:59.383</b>	6
4	67	Simon ORANGE (M)	Mazda MX-5 Mk1	8	16:17.353	<b>12.269</b>	8.529	61.88	<b>2:00.711</b>	7
5	82	Michael KNIBBS	Mazda MX-5 Mk1	8	16:19.834	<b>14.750</b>	2.481	61.72	<b>2:00.469</b>	6
6	25	Ivan LEARY (M)	Mazda MX-5 Mk1	8	16:21.744	<b>16.660</b>	1.910	61.60	<b>2:00.995</b>	7
7	10	Thomas MALLETT	Mazda MX-5	8	16:22.895	<b>17.811</b>	1.151	61.53	<b>2:01.194</b>	6
8	31	Bryn GRIFFITHS (M)	Mazda MX-5 Mk1	8	16:23.933	<b>18.849</b>	1.038	61.46	<b>2:00.338</b>	7
9	52	Jack WILLMOTT	Mazda MX-5 Mk1	8	16:34.302	<b>29.218</b>	10.369	60.82	<b>2:02.188</b>	3
10	21	Matthew FLETCHER	Mazda MX-5 Mk1	8	16:35.286	<b>30.202</b>	0.984	60.76	<b>2:01.044</b>	7
11	45	Graham RUMSEY (M)	Mazda MX-5 Mk1	8	16:35.910	<b>30.826</b>	0.624	60.72	<b>2:02.223</b>	4
12	16	Dugald MACGREGOR	Mazda MX-5 Mk1	8	16:42.048	<b>36.964</b>	6.138	60.35	<b>2:03.274</b>	5
13	20	Christopher GINN (M)	Mazda MX-5 Mk1	8	16:46.536	<b>41.452</b>	4.488	60.08	<b>2:03.310</b>	6
14	117	Michael CLOSE	Mazda MX-5 Mk1	8	16:48.400	<b>43.316</b>	1.864	59.97	<b>2:02.576</b>	7
15	78	Richard BARTLETT (M)	Mazda MX-5 Mk1	8	16:49.230	<b>44.146</b>	0.830	59.92	<b>2:03.443</b>	3
16	15	Rob MUGGLESTONE	Mazda MX-5 Mk1	8	17:10.084	<b>1:05.000</b>	20.854	58.71	<b>2:05.893</b>	8
17	312	Peter LANCASTER (M)	Mazda MX-5 Mk1	8	17:12.203	<b>1:07.119</b>	2.119	58.59	<b>2:06.273</b>	2
18	534	Steve MOODY	Mazda MX-5 Mk1	8	17:24.179	<b>1:19.095</b>	11.976	57.92	<b>2:05.251</b>	6
19	58	Dale WHITEMAN (M)	Mazda MX-5 Mk1	8	17:27.668	<b>1:22.584</b>	3.489	57.72	<b>2:08.390</b>	8
20	68	Ashley HEATH (M)	Mazda MX-5 Mk1	8	17:32.435	<b>1:27.351</b>	4.767	57.46	<b>2:06.788</b>	7
21	46	David RICKARDS (M)	Mazda MX-5 Mk1	8	17:57.808	<b>1:52.724</b>	25.373	56.11	<b>2:10.909</b>	7
22	85	Anthony PETTIGREW	Mazda MX-5 Mk1	8	18:14.926	<b>2:09.842</b>	17.118	55.23	<b>2:08.678</b>	7
NOT CLASSIFIED										
DNF	35	Paul HUGHES	Mazda MX-5 Mk1	3	6:27.931	<b>5 Laps</b>	5 Laps	58.46	<b>2:06.608</b>	2
DNF	90	Bruce ROBINSON (M)	Mazda MX-5 Mk1	3	6:45.887	<b>5 Laps</b>	17.956	55.87	<b>2:10.168</b>	2
DNF	17	Andrew MACGREGOR (M)	Mazda MX-5 Mk1	0						
DQ	66	Christina HOLLEY	Mazda MX-5 Mk1	0						
FASTEST LAP										
	74	Clive CHISNALL (M)	Mazda MX-5 Mk1	6	1:59.383		63.32 mph		101.91 kph	

First part stopped before completion of any laps - Car 17 did not take the restart  
 Car 66 - disqualified from race - Clerk of Course Decision - overtaking under red flag

Weather / Track : Cloudy / Damp

These results are provisional until the conclusion of any judicial and technical matters.

Anglesey International GP

Circuit Length = 2.1000 miles

Start: 14:28 Flag 14:44 End: 14:46

Clerk Of Course :	Steward :	Timekeeper :
-------------------	-----------	--------------

# BRSCC Mazda MX-5 Championship 1B

## RACE 4 - LAP CHART

LAP 1 @ 14:30:30.287			LAP 2 @ 14:32:30.359			LAP 3 @ 14:34:30.125			LAP 4 @ 14:36:29.959			LAP 5 @ 14:38:30.917		
NO	BEHIND	LAP TIME	NO	BEHIND	LAP TIME	NO	BEHIND	LAP TIME	NO	BEHIND	LAP TIME	NO	BEHIND	LAP TIME
40		2:04.727	40		2:00.072	40		1:59.766	40		1:59.834	40		2:00.958
7	0.927	2:05.654	7	1.355	2:00.500	7	1.873	2:00.284	7	1.835	1:59.796	7	1.117	2:00.240
10	3.005	2:07.732	74	3.400	2:00.171	74	3.679	2:00.045	74	3.242	1:59.397	74	2.604	2:00.320
74	3.301	2:08.028	67	5.066	2:01.349	67	6.879	2:01.579	67	7.941	2:00.896	67	8.323	2:01.340
67	3.789	2:08.516	10	5.739	2:02.806	82	7.261	2:01.247	82	9.752	2:02.325	82	10.500	2:01.706
82	4.306	2:09.033	82	5.780	2:01.546	10	8.358	2:02.385	10	10.622	2:02.098	10	11.914	2:02.250
25	5.088	2:09.815	25	6.667	2:01.651	25	9.098	2:02.197	25	11.222	2:01.958	25	12.376	2:02.112
66	5.545	2:10.272	66	7.138	2:01.665	66	9.326	2:01.954	66	11.514	2:02.022	31	16.174	2:02.011
90	6.044	2:10.771	21	10.452	2:03.982	21	12.957	2:02.271	31	15.121	2:01.275	52	17.370	2:02.362
21	6.542	2:11.269	52	10.761	2:02.949	52	13.183	2:02.188	52	15.966	2:02.617	45	19.719	2:02.478
117	6.887	2:11.614	31	11.226	2:03.717	31	13.680	2:02.220	45	18.199	2:02.223	66	20.096	2:09.540
45	7.271	2:11.998	45	12.703	2:05.504	45	15.810	2:02.873	21	20.421	2:07.298	21	21.744	2:02.281
31	7.581	2:12.308	78	14.001	2:04.812	78	17.678	2:03.443	16	22.598	2:03.998	16	24.914	2:03.274
52	7.884	2:12.611	16	14.493	2:04.995	16	18.434	2:03.707	78	23.980	2:06.136	78	27.220	2:04.198
35	8.245	2:12.972	35	14.781	2:06.608	117	20.198	2:04.205	20	27.244	2:05.699	20	30.607	2:04.321
78	9.261	2:13.988	20	15.066	2:04.977	20	21.379	2:06.079	117	27.917	2:07.553	117	31.201	2:04.242
16	9.570	2:14.297	117	15.759	2:08.944	35	23.366	2:08.351	312	33.207	2:07.242	534	40.693	2:07.353
20	10.161	2:14.888	90	16.140	2:10.168	312	25.799	2:07.446	534	34.298	2:07.583	312	41.345	2:09.096
68	10.678	2:15.405	312	18.119	2:06.273	534	26.549	2:06.916	15	34.966	2:06.914	15	41.937	2:07.929
312	11.918	2:16.645	534	19.399	2:06.777	15	27.886	2:06.670	58	44.945	2:11.883	58	53.927	2:09.940
534	12.694	2:17.421	15	20.982	2:07.362	58	32.896	2:09.561	68	57.355	2:10.370	68	1:04.825	2:08.428
15	13.692	2:18.419	58	23.101	2:08.718	90	41.322	2:24.948	46	1:06.574	2:17.625	46	1:17.477	2:11.861
58	14.455	2:19.182	85	32.748	2:13.743	85	46.273	2:13.291	85	1:14.298	2:27.859	85	1:27.492	2:14.152
85	19.077	2:23.804	46	33.628	2:13.973	68	46.819	2:08.236						
46	19.727	2:24.454	68	38.349	2:27.743	46	48.783	2:14.921						

Weather / Track : Cloudy / Dry

Anglesey International GP  
 Circuit Length = 2.1000 miles  
 Start: 14:28 Flag 14:44 End: 14:46



# BRSCC Mazda MX-5 Championship 1B

## RACE 4 - LAP CHART

LAP 6 @ 14:40:30.312			LAP 7 @ 14:42:30.392			LAP 8 @ 14:44:30.644		
NO	BEHIND	LAP TIME	NO	BEHIND	LAP TIME	NO	BEHIND	LAP TIME
40		1:59.395	40		2:00.080	40		2:00.252
7	1.413	1:59.691	7	1.431	2:00.098	7	1.812	2:00.633
74	2.592	1:59.383	74	2.526	2:00.014	74	3.740	2:01.466
67	10.735	2:01.807	67	11.366	2:00.711	67	12.269	2:01.155
82	11.574	2:00.469	82	12.647	2:01.153	82	14.750	2:02.355
10	13.713	2:01.194	10	14.858	2:01.225	25	16.660	2:01.618
25	14.379	2:01.398	25	15.294	2:00.995	10	17.811	2:03.205
31	18.498	2:01.719	31	18.756	2:00.338	31	18.849	2:00.345
52	21.632	2:03.657	52	24.081	2:02.529	66	26.842	2:02.766
66	23.033	2:02.332	66	24.328	2:01.375	52	29.218	2:05.389
45	23.848	2:03.524	21	25.644	2:01.044	21	30.202	2:04.810
21	24.680	2:02.331	45	26.690	2:02.922	45	30.826	2:04.388
16	28.903	2:03.384	16	32.912	2:04.089	16	36.964	2:04.304
78	32.544	2:04.719	20	38.049	2:03.607	20	41.452	2:03.655
20	34.522	2:03.310	78	38.371	2:05.907	117	43.316	2:03.147
117	37.925	2:06.119	117	40.421	2:02.576	78	44.146	2:06.027
534	46.549	2:05.251	312	58.893	2:09.451	15	1:05.000	2:05.893
312	49.522	2:07.572	15	59.359	2:09.606	312	1:07.119	2:08.478
15	49.833	2:07.291	534	1:12.768	2:26.299	534	1:19.095	2:06.579
58	1:03.211	2:08.679	58	1:14.446	2:11.315	58	1:22.584	2:08.390
68	1:13.624	2:08.194	68	1:20.332	2:06.788	68	1:27.351	2:07.271
46	1:30.379	2:12.297	46	1:41.208	2:10.909	46	1:52.724	2:11.768
85	1:39.206	2:11.109	85	1:47.804	2:08.678	85	2:09.842	2:22.290

Weather / Track : Cloudy / Dry

Results can be found at [www.tsl-timing.com](http://www.tsl-timing.com)

Page 2 of 2

Anglesey International GP  
Circuit Length = 2.1000 miles  
Start: 14:28 Flag 14:44 End: 14:46

Printed - 14:50 Saturday, 08 June 2019

# BRSCC Mazda MX-5 Championship 1B

## RACE 4 - LAP ANALYSIS

DIFF = Difference To Personal Best Lap

P1 40 Ben HANCY				
LAP	LAP TIME	DIFF	MPH	TIME OF DAY
1 -	2:04.727	5.332	60.61	14:30:30.287
2 -	2:00.072	0.677	62.96	14:32:30.359
3 -	1:59.766 (2)	0.371	63.12	14:34:30.125
4 -	1:59.834 (3)	0.439	63.08	14:36:29.959
5 -	2:00.958	1.563	62.50	14:38:30.917
<b>6 -</b>	<b>1:59.395 (1)</b>		<b>63.31</b>	<b>14:40:30.312</b>
7 -	2:00.080	0.685	62.95	14:42:30.392
8 -	2:00.252	0.857	62.86	14:44:30.644

P2 7 Adrian BURGE (M)				
LAP	LAP TIME	DIFF	MPH	TIME OF DAY
1 -	2:05.654	5.963	60.16	14:30:31.214
2 -	2:00.500	0.809	62.73	14:32:31.714
3 -	2:00.284	0.593	62.85	14:34:31.998
4 -	1:59.796 (2)	0.105	63.10	14:36:31.794
5 -	2:00.240	0.549	62.87	14:38:32.034
<b>6 -</b>	<b>1:59.691 (1)</b>		<b>63.16</b>	<b>14:40:31.725</b>
7 -	2:00.098 (3)	0.407	62.94	14:42:31.823
8 -	2:00.633	0.942	62.66	14:44:32.456

P3 74 Clive CHISNALL (M)				
LAP	LAP TIME	DIFF	MPH	TIME OF DAY
1 -	2:08.028	8.645	59.04	14:30:33.588
2 -	2:00.171	0.788	62.91	14:32:33.759
3 -	2:00.045	0.662	62.97	14:34:33.804
4 -	1:59.397 (2)	0.014	63.31	14:36:33.201
5 -	2:00.320	0.937	62.83	14:38:33.521
<b>6 -</b>	<b>1:59.383 (1)</b>		<b>63.32</b>	<b>14:40:32.904</b>
7 -	2:00.014 (3)	0.631	62.99	14:42:32.918
8 -	2:01.466	2.083	62.23	14:44:34.384

P4 67 Simon ORANGE (M)				
LAP	LAP TIME	DIFF	MPH	TIME OF DAY
1 -	2:08.516	7.805	58.82	14:30:34.076
2 -	2:01.349	0.638	62.29	14:32:35.425
3 -	2:01.579	0.868	62.18	14:34:37.004
4 -	2:00.896 (2)	0.185	62.53	14:36:37.900
5 -	2:01.340	0.629	62.30	14:38:39.240
6 -	2:01.807	1.096	62.06	14:40:41.047
<b>7 -</b>	<b>2:00.711 (1)</b>		<b>62.62</b>	<b>14:42:41.758</b>
8 -	2:01.155 (3)	0.444	62.39	14:44:42.913

P5 82 Michael KNIBBS				
LAP	LAP TIME	DIFF	MPH	TIME OF DAY
1 -	2:09.033	8.564	58.58	14:30:34.593
2 -	2:01.546	1.077	62.19	14:32:36.139
3 -	2:01.247 (3)	0.778	62.35	14:34:37.386
4 -	2:02.325	1.856	61.80	14:36:39.711
5 -	2:01.706	1.237	62.11	14:38:41.417
<b>6 -</b>	<b>2:00.469 (1)</b>		<b>62.75</b>	<b>14:40:41.886</b>
7 -	2:01.153 (2)	0.684	62.40	14:42:43.039
8 -	2:02.355	1.886	61.78	14:44:45.394

P6 25 Ivan LEARY (M)				
LAP	LAP TIME	DIFF	MPH	TIME OF DAY
1 -	2:09.815	8.820	58.23	14:30:35.375
2 -	2:01.651	0.656	62.14	14:32:37.026

DIFF = Difference To Personal Best Lap

3 -	2:02.197	1.202	61.86	14:34:39.223
4 -	2:01.958	0.963	61.98	14:36:41.181
5 -	2:02.112	1.117	61.91	14:38:43.293
6 -	2:01.398 (2)	0.403	62.27	14:40:44.691
<b>7 -</b>	<b>2:00.995 (1)</b>		<b>62.48</b>	<b>14:42:45.686</b>
8 -	2:01.618 (3)	0.623	62.16	14:44:47.304

P7 10 Thomas MALLETT				
LAP	LAP TIME	DIFF	MPH	TIME OF DAY
1 -	2:07.732	6.538	59.18	14:30:33.292
2 -	2:02.806	1.612	61.56	14:32:36.098
3 -	2:02.385	1.191	61.77	14:34:38.483
4 -	2:02.098 (3)	0.904	61.91	14:36:40.581
5 -	2:02.250	1.056	61.84	14:38:42.831
<b>6 -</b>	<b>2:01.194 (1)</b>		<b>62.37</b>	<b>14:40:44.025</b>
7 -	2:01.225 (2)	0.031	62.36	14:42:45.250
8 -	2:03.205	2.011	61.36	14:44:48.455

P8 31 Bryn GRIFFITHS (M)				
LAP	LAP TIME	DIFF	MPH	TIME OF DAY
1 -	2:12.308	11.970	57.13	14:30:37.868
2 -	2:03.717	3.379	61.10	14:32:41.585
3 -	2:02.220	1.882	61.85	14:34:43.805
4 -	2:01.275 (3)	0.937	62.33	14:36:45.080
5 -	2:02.011	1.673	61.96	14:38:47.091
6 -	2:01.719	1.381	62.11	14:40:48.810
<b>7 -</b>	<b>2:00.338 (1)</b>		<b>62.82</b>	<b>14:42:49.148</b>
8 -	2:00.345 (2)	0.007	62.81	14:44:49.493

P9 66 Christina HOLLEY				
LAP	LAP TIME	DIFF	MPH	TIME OF DAY
1 -	2:10.272	8.897	58.03	14:30:35.832
2 -	2:01.665 (2)	0.290	62.13	14:32:37.497
3 -	2:01.954 (3)	0.579	61.99	14:34:39.451
4 -	2:02.022	0.647	61.95	14:36:41.473
5 -	2:09.540	8.165	58.36	14:38:51.013
6 -	2:02.332	0.957	61.79	14:40:53.345
<b>7 -</b>	<b>2:01.375 (1)</b>		<b>62.28</b>	<b>14:42:54.720</b>
8 -	2:02.766	1.391	61.58	14:44:57.486

P10 52 Jack WILLMOTT				
LAP	LAP TIME	DIFF	MPH	TIME OF DAY
1 -	2:12.611	10.423	57.00	14:30:38.171
2 -	2:02.949	0.761	61.48	14:32:41.120
<b>3 -</b>	<b>2:02.188 (1)</b>		<b>61.87</b>	<b>14:34:43.308</b>
4 -	2:02.617	0.429	61.65	14:36:45.925
5 -	2:02.362 (2)	0.174	61.78	14:38:48.287
6 -	2:03.657	1.469	61.13	14:40:51.944
7 -	2:02.529 (3)	0.341	61.69	14:42:54.473
8 -	2:05.389	3.201	60.29	14:44:59.862

P11 21 Matthew FLETCHER				
LAP	LAP TIME	DIFF	MPH	TIME OF DAY
1 -	2:11.269	10.225	57.59	14:30:36.829
2 -	2:03.982	2.938	60.97	14:32:40.811
3 -	2:02.271 (2)	1.227	61.82	14:34:43.082
4 -	2:07.298	6.254	59.38	14:36:50.380
5 -	2:02.281 (3)	1.237	61.82	14:38:52.661
6 -	2:02.331	1.287	61.79	14:40:54.992
<b>7 -</b>	<b>2:01.044 (1)</b>		<b>62.45</b>	<b>14:42:56.036</b>

Anglesey International GP

Circuit Length = 2.1000 miles

Start: 14:28 Flag 14:44 End: 14:46

Weather / Track : Cloudy / Dry

# BRSCC Mazda MX-5 Championship 1B

## RACE 4 - LAP ANALYSIS

DIFF = Difference To Personal Best Lap

8 - 2:04.810 3.766 60.57 14:45:00.846

<b>P12 45 Graham RUMSEY (M)</b>				
LAP	LAP TIME	DIFF	MPH	TIME OF DAY
1 -	2:11.998	9.775	57.27	14:30:37.558
2 -	2:05.504	3.281	60.23	14:32:43.062
3 -	2:02.873 (3)	0.650	61.52	14:34:45.935
<b>4 -</b>	<b>2:02.223 (1)</b>		<b>61.85</b>	<b>14:36:48.158</b>
5 -	2:02.478 (2)	0.255	61.72	14:38:50.636
6 -	2:03.524	1.301	61.20	14:40:54.160
7 -	2:02.922	0.699	61.50	14:42:57.082
8 -	2:04.388	2.165	60.77	14:45:01.470

<b>P13 16 Dugald MACGREGOR</b>				
LAP	LAP TIME	DIFF	MPH	TIME OF DAY
1 -	2:14.297	11.023	56.29	14:30:39.857
2 -	2:04.995	1.721	60.48	14:32:44.852
3 -	2:03.707 (3)	0.433	61.11	14:34:48.559
4 -	2:03.998	0.724	60.96	14:36:52.557
<b>5 -</b>	<b>2:03.274 (1)</b>		<b>61.32</b>	<b>14:38:55.831</b>
6 -	2:03.384 (2)	0.110	61.27	14:40:59.215
7 -	2:04.089	0.815	60.92	14:43:03.304
8 -	2:04.304	1.030	60.81	14:45:07.608

<b>P14 20 Christopher GINN (M)</b>				
LAP	LAP TIME	DIFF	MPH	TIME OF DAY
1 -	2:14.888	11.578	56.04	14:30:40.448
2 -	2:04.977	1.667	60.49	14:32:45.425
3 -	2:06.079	2.769	59.96	14:34:51.504
4 -	2:05.699	2.389	60.14	14:36:57.203
5 -	2:04.321	1.011	60.81	14:39:01.524
<b>6 -</b>	<b>2:03.310 (1)</b>		<b>61.30</b>	<b>14:41:04.834</b>
7 -	2:03.607 (2)	0.297	61.16	14:43:08.441
8 -	2:03.655 (3)	0.345	61.13	14:45:12.096

<b>P15 117 Michael CLOSE</b>				
LAP	LAP TIME	DIFF	MPH	TIME OF DAY
1 -	2:11.614	9.038	57.44	14:30:37.174
2 -	2:08.944	6.368	58.63	14:32:46.118
3 -	2:04.205 (3)	1.629	60.86	14:34:50.323
4 -	2:07.553	4.977	59.26	14:36:57.876
5 -	2:04.242	1.666	60.84	14:39:02.118
6 -	2:06.119	3.543	59.94	14:41:08.237
<b>7 -</b>	<b>2:02.576 (1)</b>		<b>61.67</b>	<b>14:43:10.813</b>
8 -	2:03.147 (2)	0.571	61.39	14:45:13.960

<b>P16 78 Richard BARTLETT (M)</b>				
LAP	LAP TIME	DIFF	MPH	TIME OF DAY
1 -	2:13.988	10.545	56.42	14:30:39.548
2 -	2:04.812	1.369	60.57	14:32:44.360
<b>3 -</b>	<b>2:03.443 (1)</b>		<b>61.24</b>	<b>14:34:47.803</b>
4 -	2:06.136	2.693	59.93	14:36:53.939
5 -	2:04.198 (2)	0.755	60.87	14:38:58.137
6 -	2:04.719 (3)	1.276	60.61	14:41:02.856
7 -	2:05.907	2.464	60.04	14:43:08.763
8 -	2:06.027	2.584	59.98	14:45:14.790

DIFF = Difference To Personal Best Lap

<b>P17 15 Rob MUGGLESTONE</b>				
LAP	LAP TIME	DIFF	MPH	TIME OF DAY
1 -	2:18.419	12.526	54.61	14:30:43.979
2 -	2:07.362	1.469	59.35	14:32:51.341
3 -	2:06.670 (2)	0.777	59.68	14:34:58.011
4 -	2:06.914 (3)	1.021	59.56	14:37:04.925
5 -	2:07.929	2.036	59.09	14:39:12.854
6 -	2:07.291	1.398	59.39	14:41:20.145
7 -	2:09.606	3.713	58.33	14:43:29.751
<b>8 -</b>	<b>2:05.893 (1)</b>		<b>60.05</b>	<b>14:45:35.644</b>

<b>P18 312 Peter LANCASTER (M)</b>				
LAP	LAP TIME	DIFF	MPH	TIME OF DAY
1 -	2:16.645	10.372	55.32	14:30:42.205
<b>2 -</b>	<b>2:06.273 (1)</b>		<b>59.87</b>	<b>14:32:48.478</b>
3 -	2:07.446 (3)	1.173	59.31	14:34:55.924
4 -	2:07.242 (2)	0.969	59.41	14:37:03.166
5 -	2:09.096	2.823	58.56	14:39:12.262
6 -	2:07.572	1.299	59.26	14:41:19.834
7 -	2:09.451	3.178	58.40	14:43:29.285
8 -	2:08.478	2.205	58.84	14:45:37.763

<b>P19 534 Steve MOODY</b>				
LAP	LAP TIME	DIFF	MPH	TIME OF DAY
1 -	2:17.421	12.170	55.01	14:30:42.981
2 -	2:06.777 (3)	1.526	59.63	14:32:49.758
3 -	2:06.916	1.665	59.56	14:34:56.674
4 -	2:07.583	2.332	59.25	14:37:04.257
5 -	2:07.353	2.102	59.36	14:39:11.610
<b>6 -</b>	<b>2:05.251 (1)</b>		<b>60.35</b>	<b>14:41:16.861</b>
7 -	2:26.299	21.048	51.67	14:43:43.160
8 -	2:06.579 (2)	1.328	59.72	14:45:49.739

<b>P20 58 Dale WHITEMAN (M)</b>				
LAP	LAP TIME	DIFF	MPH	TIME OF DAY
1 -	2:19.182	10.792	54.31	14:30:44.742
2 -	2:08.718 (3)	0.328	58.73	14:32:53.460
3 -	2:09.561	1.171	58.35	14:35:03.021
4 -	2:11.883	3.493	57.32	14:37:14.904
5 -	2:09.940	1.550	58.18	14:39:24.844
6 -	2:08.679 (2)	0.289	58.75	14:41:33.523
7 -	2:11.315	2.925	57.57	14:43:44.838
<b>8 -</b>	<b>2:08.390 (1)</b>		<b>58.88</b>	<b>14:45:53.228</b>

<b>P21 68 Ashley HEATH (M)</b>				
LAP	LAP TIME	DIFF	MPH	TIME OF DAY
1 -	2:15.405	8.617	55.83	14:30:40.965
2 -	2:27.743	20.955	51.16	14:33:08.708
3 -	2:08.236	1.448	58.95	14:35:16.944
4 -	2:10.370	3.582	57.98	14:37:27.314
5 -	2:08.428	1.640	58.86	14:39:35.742
6 -	2:08.194 (3)	1.406	58.97	14:41:43.936
<b>7 -</b>	<b>2:06.788 (1)</b>		<b>59.62</b>	<b>14:43:50.724</b>
8 -	2:07.271 (2)	0.483	59.40	14:45:57.995

<b>P22 46 David RICKARDS (M)</b>				
LAP	LAP TIME	DIFF	MPH	TIME OF DAY
1 -	2:24.454	13.545	52.33	14:30:50.014
2 -	2:13.973	3.064	56.42	14:33:03.987

Weather / Track : Cloudy / Dry

Anglesey International GP  
Circuit Length = 2.1000 miles  
Start: 14:28 Flag 14:44 End: 14:46

# BRSCC Mazda MX-5 Championship 1B

## RACE 4 - LAP ANALYSIS

DIFF = Difference To Personal Best Lap

3 -	2:14.921	4.012	56.03	14:35:18.908
4 -	2:17.625	6.716	54.93	14:37:36.533
5 -	2:11.861 (3)	0.952	57.33	14:39:48.394
6 -	2:12.297	1.388	57.14	14:42:00.691
7 -	<b>2:10.909 (1)</b>		<b>57.75</b>	<b>14:44:11.600</b>
8 -	2:11.768 (2)	0.859	57.37	14:46:23.368

### P23 85 Anthony PETTIGREW

LAP	LAP TIME	DIFF	MPH	TIME OF DAY
1 -	2:23.804	15.126	52.57	14:30:49.364
2 -	2:13.743	5.065	56.52	14:33:03.107
3 -	2:13.291 (3)	4.613	56.71	14:35:16.398
4 -	2:27.859	19.181	51.12	14:37:44.257
5 -	2:14.152	5.474	56.35	14:39:58.409
6 -	2:11.109 (2)	2.431	57.66	14:42:09.518
7 -	<b>2:08.678 (1)</b>		<b>58.75</b>	<b>14:44:18.196</b>
8 -	2:22.290	13.612	53.13	14:46:40.486

### P24 35 Paul HUGHES

LAP	LAP TIME	DIFF	MPH	TIME OF DAY
1 -	2:12.972 (3)	6.364	56.85	14:30:38.532
2 -	<b>2:06.608 (1)</b>		<b>59.71</b>	<b>14:32:45.140</b>
3 -	2:08.351 (2)	1.743	58.90	14:34:53.491

### P25 90 Bruce ROBINSON (M)

LAP	LAP TIME	DIFF	MPH	TIME OF DAY
1 -	2:10.771 (2)	0.603	57.81	14:30:36.331
2 -	<b>2:10.168 (1)</b>		<b>58.07</b>	<b>14:32:46.499</b>
3 -	2:24.948 (3)	14.780	52.15	14:35:11.447

# BRSCC Mazda MX-5 Championship 1B

## RACE 4 - STATISTICS

**Competitors Started** 25  
**Planned Start** 2019-06-08 @ 14:16:00.000  
**Actual Start** 2019-06-08 @ 14:28:25.559  
**Finish Time** 2019-06-08 @ 14:44:28.882  
**Track Length** 2.1000mi.  
**Total Laps** 190  
**Total Distance Covered** 399.0000mi.

### Session Fastest Lap History

NO	NAME	LAP TIME	TIME OF DAY	LAP	VEHICLE
40	Ben HANCY	<b>2:04.727</b>	14:30:30.325	1	Mazda MX-5 Mk1
40	Ben HANCY	<b>2:00.072</b>	14:32:30.398	2	Mazda MX-5 Mk1
40	Ben HANCY	<b>1:59.766</b>	14:34:30.163	3	Mazda MX-5 Mk1
74	Clive CHISNALL (M)	<b>1:59.397</b>	14:36:33.228	4	Mazda MX-5 Mk1
40	Ben HANCY	<b>1:59.395</b>	14:40:30.348	6	Mazda MX-5 Mk1
74	Clive CHISNALL (M)	<b>1:59.383</b>	14:40:32.930	6	Mazda MX-5 Mk1

### Session Leader History

NO	NAME	FROM LAP	LAPS LED	DISTANCE	VEHICLE
40	Ben HANCY	1	8	16.80 miles	Mazda MX-5 Mk1

### Flag History

TYPE	TIME OF DAY
GREEN	14:28:25.559
FINISH	14:44:28.882

### Flag Statistics

TYPE	COUNT	TOTAL LAPS	TOTAL TIME
Green	1	8	18:18.905
Red	0	0	0.000
Safety Car	0	0	0.000
FCY	0	0	0.000

Weather / Track : Cloudy / Dry

These results are provisional until the conclusion of any judicial and technical matters.

Anglesey International GP  
Circuit Length = 2.1000 miles  
Start: 14:28 Flag 14:44 End: 14:46


Clerk Of Course :		Timekeeper :
-------------------	--	--------------

## BRSCC Mazda MX-5 Championship 2A

### RACE 10 - GRID (20 minutes) - AMENDED

ROW 14	28	<b>82</b> Michael KNIBBS	27	<b>67</b> Simon ORANGE (M)
ROW 13	26	<b>74</b> Clive CHISNALL (M)	25	<b>7</b> Adrian BURGE (M)
ROW 12	24	<b>40</b> Ben HANCY	23	<b>61</b> Richard BAXTER
ROW 11	22	<b>30</b> Dave TURTON	21	<b>26</b> Charlie RAWLES
ROW 10	20	<b>91</b> Tom SMITH	19	<b>32</b> Callum GREATREX
ROW 9	18	<b>24</b> Oliver GRAHAM	17	<b>544</b> Jack MOODY
ROW 8	16	<b>666</b> David WATERS	15	<b>29</b> Adam CRAIG
ROW 7	14	<b>63</b> Oliver ALLWOOD	13	<b>81</b> Sebastian FISHER
ROW 6	12	<b>80</b> Alistair BRAY	11	<b>93</b> Jack BREWER
ROW 5	10	<b>55</b> Matt POLLARD	9	<b>72</b> Scott MANSELL
ROW 4	8	<b>5</b> John LANGRIDGE	7	<b>54</b> Marcus BAILEY (M)
ROW 3	6	<b>33</b> Jason GREATREX (M)	5	<b>8</b> Lewis CANNON
ROW 2	4	<b>77</b> Steve FODEN	3	<b>71</b> Ben SHORT
ROW 1	2	<b>4</b> Adam BESSELL	1	<b>1</b> Will BLACKWELL-CHAMBERS

**Pole**



Car 23 to start in Race 12.

Anglesey International GP  
 Circuit Length = 2.1000 miles

These results are provisional until the conclusion of any judicial and technical matters.

Clerk Of Course :	Steward :	Timekeeper :
-------------------	-----------	--------------

Results can be found at [www.tsl-timing.com](http://www.tsl-timing.com)


Printed - 09:01 Sunday, 09 June 2019

## BRSCC Mazda MX-5 Championship 2B

### RACE 12 - GRID (20 minutes) - AMENDED v2

ROW 13		25	<b>66</b> Christina HOLLEY	
ROW 12	24	<b>16</b> Neil MACGREGOR	23 <b>90</b> Bruce ROBINSON (M)	
ROW 11		22	<b>35</b> Paul HUGHES	21 <b>85</b> Anthony PETTIGREW
ROW 10	20	<b>46</b> David RICKARDS (M)	19 <b>68</b> Ashley HEATH (M)	
ROW 9		18	<b>58</b> Dale WHITEMAN (M)	17 <b>534</b> Steve MOODY
ROW 8	16	<b>312</b> Peter LANCASTER (M)	15 <b>15</b> Rob MUGGLESTONE	
ROW 7		14	<b>78</b> Richard BARTLETT (M)	13 <b>117</b> Michael CLOSE
ROW 6	12	<b>20</b> Christopher GINN (M)	11 <b>45</b> Graham RUMSEY (M)	
ROW 5		10	<b>21</b> Matthew FLETCHER	9 <b>52</b> Jack WILLMOTT
ROW 4	8	<b>31</b> Bryn GRIFFITHS (M)	7 <b>10</b> Thomas MALLETT	
ROW 3		6	<b>25</b> Ivan LEARY (M)	5 <b>96</b> Charles MUGGLESTONE
ROW 2	4	<b>41</b> Joe WIGGIN	3 <b>60</b> Nick LE DOYEN (M)	
ROW 1		2	<b>37</b> Tim DORE (M)	1 <b>23</b> Martin TOLLEY (M)

**Pole**



Anglesey International GP  
 Circuit Length = 2.1000 miles

**These results are provisional until the conclusion of any judicial and technical matters.**

Clerk Of Course :	Steward :	Timekeeper :
-------------------	-----------	--------------

Results can be found at [www.tsl-timing.com](http://www.tsl-timing.com)

Printed - 09:06 Sunday, 09 June 2019

# BRSCC Mazda MX-5 Championship 2A

## RACE 10 - CLASSIFICATION - AMENDED

POS	NO	NAME	ENTRY	LAPS	TIME	GAP	DIFF	MPH	BEST	ON
1	4	Adam BESSELL	Mazda MX-5 Mk1	12	21:48.038			69.35	<b>1:48.187</b>	2
2	1	Will BLACKWELL-CHAMBERS	Mazda MX-5 Mk1	12	21:48.401	<b>0.363</b>	0.363	69.33	<b>1:47.893</b>	3
3	5	John LANGRIDGE	Mazda MX-5 Mk1	12	21:49.520	<b>1.482</b>	1.119	69.27	<b>1:48.055</b>	3
4	71	Ben SHORT	Mazda MX-5 Mk1	12	21:51.017	<b>2.979</b>	1.497	69.19	<b>1:48.079</b>	9
5	77	Steve FODEN	Mazda MX-5 Mk1	12	21:52.790	<b>4.752</b>	1.773	69.10	<b>1:48.455</b>	9
6	33*	Jason GREATREX (M)	Mazda MX-5 Mk1	12	21:56.139	<b>8.101</b>	3.349	68.92	<b>1:48.517</b>	8
7	93	Jack BREWER	Mazda MX-5 Mk1	12	21:56.608	<b>8.570</b>	0.469	68.90	<b>1:48.374</b>	2
8	8	Lewis CANNON	Mazda MX-5 Mk1	12	21:57.853	<b>9.815</b>	1.245	68.83	<b>1:48.857</b>	3
9	72	Scott MANSELL	Mazda MX-5 Mk1	12	21:58.487	<b>10.449</b>	0.634	68.80	<b>1:48.675</b>	3
10	63	Oliver ALLWOOD	Mazda MX-5 Mk1	12	21:59.240	<b>11.202</b>	0.753	68.76	<b>1:48.891</b>	8
11	81	Sebastian FISHER	Mazda MX-5 Mk1	12	21:59.446	<b>11.408</b>	0.206	68.75	<b>1:48.519</b>	10
12	54	Marcus BAILEY (M)	Mazda MX-5 Mk1	12	21:59.833	<b>11.795</b>	0.387	68.73	<b>1:48.911</b>	10
13	55	Matt POLLARD	Mazda MX-5 Mk1	12	22:01.455	<b>13.417</b>	1.622	68.65	<b>1:48.880</b>	11
14	29	Adam CRAIG	Mazda MX-5 Mk1	12	22:04.119	<b>16.081</b>	2.664	68.51	<b>1:49.017</b>	7
15	91	Tom SMITH	Mazda MX-5 Mk1	12	22:13.824	<b>25.786</b>	9.705	68.01	<b>1:49.435</b>	3
16	30	Dave TURTON	Mazda MX-5 Mk1	12	22:15.089	<b>27.051</b>	1.265	67.95	<b>1:49.068</b>	3
17	544	Jack MOODY	Mazda MX-5 Mk1	12	22:16.880	<b>28.842</b>	1.791	67.85	<b>1:49.590</b>	3
18	80	Alistair BRAY	Mazda MX-5 Mk1	12	22:16.988	<b>28.950</b>	0.108	67.85	<b>1:50.098</b>	11
19	24	Oliver GRAHAM	Mazda MX-5 Mk1	12	22:17.360	<b>29.322</b>	0.372	67.83	<b>1:49.869</b>	5
20	40	Ben HANCY	Mazda MX-5 Mk1	12	22:22.821	<b>34.783</b>	5.461	67.55	<b>1:49.377</b>	3
21	32	Callum GREATREX	Mazda MX-5 Mk1	12	22:23.982	<b>35.944</b>	1.161	67.50	<b>1:49.059</b>	3
22	74	Clive CHISNALL (M)	Mazda MX-5 Mk1	12	22:24.819	<b>36.781</b>	0.837	67.45	<b>1:50.185</b>	3
23	7	Adrian BURGE (M)	Mazda MX-5 Mk1	12	22:27.181	<b>39.143</b>	2.362	67.34	<b>1:50.169</b>	2
24	82	Michael KNIBBS	Mazda MX-5 Mk1	12	22:27.924	<b>39.886</b>	0.743	67.30	<b>1:50.439</b>	7
25	67*	Simon ORANGE (M)	Mazda MX-5 Mk1	12	22:29.977	<b>41.939</b>	2.053	67.20	<b>1:50.410</b>	9

### NOT CLASSIFIED

DNF	61	Richard BAXTER	Mazda MX-5 Mk1	11	21:30.791	<b>1 Lap</b>	1 Lap	64.42	<b>1:50.109</b>	5
DQ	666*	David WATERS	Mazda MX-5 Mk1	0						
DQ	26*	Charlie RAWLES	Mazda MX-5 Mk1	0						

### FASTEST LAP

1	Will BLACKWELL-CHAMBERS	Mazda MX-5 Mk1	3	1:47.893	70.06 mph	112.76 kph
---	-------------------------	----------------	---	----------	-----------	------------

\*Cars 26 & 666 disqualified from race result - Clerk of Course Decision. Q 14.4.4 applies

\*Car 67 - 5 second time penalty applied - track limits

\*Car 33 - 5 second time penalty rescinded

Weather / Track : Overcast / Dry

These results are provisional until the conclusion of any judicial and technical matters.

Anglesey International GP

Circuit Length = 2.1000 miles

Start: 09:24 Flag 09:46 End: 09:48

Clerk Of Course :	Steward :	Timekeeper :
-------------------	-----------	--------------

Results can be found at [www.tsl-timing.com](http://www.tsl-timing.com)

Printed - 13:01 Sunday, 09 June 2019



# BRSCC Mazda MX-5 Championship 2A

## RACE 10 - LAP CHART

LAP 1 @ 09:26:15.659			LAP 2 @ 09:28:04.012			LAP 3 @ 09:29:52.463			LAP 4 @ 09:31:41.260			LAP 5 @ 09:33:29.449		
NO	BEHIND	LAP TIME	NO	BEHIND	LAP TIME	NO	BEHIND	LAP TIME	NO	BEHIND	LAP TIME	NO	BEHIND	LAP TIME
71		1:53.460	4		1:48.187	4		1:48.451	4		1:48.797	4		1:48.189
4	0.166	1:53.626	1	1.017	1:48.923	1	0.459	1:47.893	1	0.260	1:48.598	1	0.452	1:48.381
1	0.447	1:53.907	71	1.261	1:49.614	5	1.070	1:48.055	5	0.584	1:48.311	5	0.832	1:48.437
8	1.093	1:54.553	5	1.466	1:48.398	71	1.539	1:48.729	71	1.133	1:48.391	71	1.288	1:48.344
5	1.421	1:54.881	8	2.203	1:49.463	8	2.609	1:48.857	8	2.778	1:48.966	77	4.038	1:48.955
72	2.201	1:55.661	72	2.720	1:48.872	72	2.944	1:48.675	72	2.948	1:48.801	8	4.517	1:49.928
33	2.539	1:55.999	33	2.967	1:48.781	77	3.384	1:48.698	77	3.272	1:48.685	33	4.819	1:49.423
77	2.958	1:56.418	77	3.137	1:48.532	33	3.611	1:49.095	33	3.585	1:48.771	93	5.423	1:49.696
93	3.320	1:56.780	93	3.341	1:48.374	93	3.860	1:48.970	93	3.916	1:48.853	72	5.823	1:51.064
54	3.467	1:56.927	63	4.881	1:49.361	63	5.935	1:49.505	63	6.514	1:49.376	63	7.466	1:49.141
63	3.873	1:57.333	54	5.250	1:50.136	54	6.467	1:49.668	54	7.302	1:49.632	54	8.487	1:49.374
80	4.123	1:57.583	55	5.405	1:49.274	55	7.010	1:50.056	81	8.538	1:50.115	81	9.147	1:48.798
55	4.484	1:57.944	81	6.171	1:49.627	81	7.220	1:49.500	55	8.679	1:50.466	55	10.071	1:49.581
29	4.747	1:58.207	80	6.391	1:50.621	80	8.077	1:50.137	29	9.446	1:49.896	29	11.457	1:50.200
81	4.897	1:58.357	29	6.534	1:50.140	29	8.347	1:50.264	80	9.727	1:50.447	91	12.097	1:49.825
24	5.264	1:58.724	24	7.121	1:50.210	544	9.025	1:49.590	544	10.233	1:50.005	32	12.727	1:49.808
544	5.645	1:59.105	544	7.886	1:50.594	24	9.364	1:50.694	91	10.461	1:49.736	80	12.878	1:51.340
666	6.361	1:59.821	91	8.538	1:50.282	91	9.522	1:49.435	32	11.108	1:49.502	544	13.359	1:51.315
91	6.609	2:00.069	30	9.223	1:49.955	30	9.840	1:49.068	30	11.427	1:50.384	30	13.608	1:50.370
32	6.943	2:00.403	32	9.795	1:51.205	32	10.403	1:49.059	666	12.831	1:50.088	666	14.337	1:49.695
30	7.621	2:01.081	666	10.525	1:52.517	666	11.540	1:49.466	24	13.141	1:52.574	24	14.821	1:49.869
40	8.713	2:02.173	40	11.157	1:50.797	40	12.083	1:49.377	40	13.459	1:50.173	40	15.479	1:50.209
74	9.064	2:02.524	7	11.503	1:50.169	7	13.694	1:50.642	74	15.620	1:50.275	74	17.852	1:50.421
7	9.687	2:03.147	74	12.408	1:51.697	74	14.142	1:50.185	7	16.493	1:51.596	7	19.382	1:51.078
67	9.898	2:03.358	67	12.809	1:51.264	67	15.282	1:50.924	67	17.576	1:51.091	67	21.387	1:52.000
82	10.066	2:03.526	82	13.167	1:51.454	82	15.585	1:50.869	82	18.452	1:51.664	82	21.698	1:51.435
26	10.625	2:04.085	26	13.923	1:51.651	26	17.097	1:51.625	26	19.567	1:51.267	26	49.084	2:17.706 P
61	13.214	2:06.674 P	61	1:06.661	2:41.800	61	1:09.025	1:50.815	61	1:10.580	1:50.352	61	1:12.500	1:50.109

Weather / Track : Overcast / Dry

Anglesey International GP  
 Circuit Length = 2.1000 miles  
 Start: 09:24 Flag 09:46 End: 09:48

# BRSCC Mazda MX-5 Championship 2A

## RACE 10 - LAP CHART

LAP 6 @ 09:35:18.046			LAP 7 @ 09:37:07.227			LAP 8 @ 09:38:55.759			LAP 9 @ 09:40:44.423			LAP 10 @ 09:42:32.830		
NO	BEHIND	LAP TIME	NO	BEHIND	LAP TIME	NO	BEHIND	LAP TIME	NO	BEHIND	LAP TIME	NO	BEHIND	LAP TIME
4		1:48.597	4		1:49.181	4		1:48.532	4		1:48.664	4		1:48.407
1	0.358	1:48.503	5	1.195	1:49.658	1	2.034	1:49.105	1	1.464	1:48.094	1	1.158	1:48.101
5	0.718	1:48.483	71	1.314	1:49.183	5	2.391	1:49.728	5	1.857	1:48.130	5	1.510	1:48.060
71	1.312	1:48.621	1	1.461	1:50.284	71	2.775	1:49.993	71	2.190	1:48.079	71	2.314	1:48.531
77	4.506	1:49.065	77	4.122	1:48.797	77	4.216	1:48.626	77	4.007	1:48.455	77	4.810	1:49.210
8	5.081	1:49.161	8	5.218	1:49.318	8	5.579	1:48.893	33	6.273	1:49.147	33	6.932	1:49.066
33	5.345	1:49.123	33	5.805	1:49.641	33	5.790	1:48.517	8	6.772	1:49.857	93	8.448	1:49.939
93	5.710	1:48.884	93	6.143	1:49.614	93	6.148	1:48.537	93	6.916	1:49.432	8	8.637	1:50.272
72	6.782	1:49.556	72	6.932	1:49.331	72	7.438	1:49.038	72	7.980	1:49.206	72	9.208	1:49.635
63	8.003	1:49.134	63	7.770	1:48.948	63	8.129	1:48.891	63	8.957	1:49.492	63	9.865	1:49.315
54	9.163	1:49.273	54	9.221	1:49.239	81	9.986	1:49.067	81	10.114	1:48.792	81	10.226	1:48.519
81	9.553	1:49.003	81	9.451	1:49.079	54	10.462	1:49.773	54	10.731	1:48.933	54	11.235	1:48.911
55	10.939	1:49.465	55	10.899	1:49.141	55	11.322	1:48.955	55	11.667	1:49.009	55	12.498	1:49.238
29	12.084	1:49.224	29	11.920	1:49.017	29	12.717	1:49.329	29	13.349	1:49.296	29	14.151	1:49.209
91	13.547	1:50.047	91	14.937	1:50.571	91	17.728	1:51.323	91	19.733	1:50.669	91	21.628	1:50.302
32	14.660	1:50.530	32	15.678	1:50.199	32	18.183	1:51.037	666	22.048	1:52.193	30	24.180	1:50.315
80	15.088	1:50.807	80	16.484	1:50.577	666	18.519	1:49.728	30	22.272	1:51.880	666	24.884	1:51.243
544	15.666	1:50.904	544	16.703	1:50.218	30	19.056	1:50.668	80	22.809	1:52.045	80	25.370	1:50.968
30	15.968	1:50.957	30	16.920	1:50.133	80	19.428	1:51.476	544	22.846	1:51.811	544	25.787	1:51.348
666	16.458	1:50.718	666	17.323	1:50.046	544	19.699	1:51.528	24	22.992	1:51.386	24	26.164	1:51.579
24	16.733	1:50.509	24	17.904	1:50.352	40	20.069	1:50.453	40	25.415	1:54.010	40	27.895	1:50.887
40	17.126	1:50.244	40	18.148	1:50.203	24	20.270	1:50.898	32	27.190	1:57.671	74	30.315	1:50.475
74	20.888	1:51.633	74	22.738	1:51.031	74	25.145	1:50.939	74	28.247	1:51.766	32	30.609	1:51.826
7	21.450	1:50.665	7	23.423	1:51.154	7	25.763	1:50.872	7	28.969	1:51.870	7	32.587	1:52.025
67	23.362	1:50.572	67	25.062	1:50.881	67	27.589	1:51.059	67	29.335	1:50.410	67	32.842	1:51.914
82	24.319	1:51.218	82	25.577	1:50.439	82	28.171	1:51.126	82	30.379	1:50.872	82	33.457	1:51.485
61	1:14.192	1:50.289	61	1:15.228	1:50.217	61	1:17.411	1:50.715	61	1:19.618	1:50.871	61	1:22.622	1:51.411
26	1:31.044	2:30.557	26	1:33.375	1:51.512	26	1:36.009	1:51.166	26	1:39.907	1:52.562	26	1:43.475	1:51.975

Weather / Track : Overcast / Dry

# BRSCC Mazda MX-5 Championship 2A

## RACE 10 - LAP CHART

LAP 11 @ 09:44:21.385			LAP 12 @ 09:46:10.237		
NO	BEHIND	LAP TIME	NO	BEHIND	LAP TIME
<b>4</b>		1:48.555	<b>4</b>		1:48.852
<b>1</b>	0.519	1:47.916	<b>1</b>	0.363	1:48.696
<b>5</b>	1.291	1:48.336	<b>5</b>	1.482	1:49.043
<b>71</b>	2.548	1:48.789	<b>71</b>	2.979	1:49.283
<b>77</b>	4.857	1:48.602	<b>77</b>	4.752	1:48.747
<b>33</b>	7.749	1:49.372	<b>33</b>	8.101	1:49.204
<b>93</b>	8.918	1:49.025	<b>93</b>	8.570	1:48.504
<b>8</b>	9.568	1:49.486	<b>8</b>	9.815	1:49.099
<b>72</b>	9.941	1:49.288	<b>72</b>	10.449	1:49.360
<b>63</b>	10.387	1:49.077	<b>63</b>	11.202	1:49.667
<b>81</b>	10.689	1:49.018	<b>81</b>	11.408	1:49.571
<b>54</b>	11.663	1:48.983	<b>54</b>	11.795	1:48.984
<b>55</b>	12.823	1:48.880	<b>55</b>	13.417	1:49.446
<b>29</b>	15.307	1:49.711	<b>29</b>	16.081	1:49.626
<b>91</b>	23.696	1:50.623	<b>91</b>	25.786	1:50.942
<b>30</b>	25.747	1:50.122	<b>30</b>	27.051	1:50.156
<b>666</b>	26.451	1:50.122	<b>544</b>	28.842	1:50.444
<b>80</b>	26.913	1:50.098	<b>80</b>	28.950	1:50.889
<b>544</b>	27.250	1:50.018	<b>24</b>	29.322	1:50.439
<b>24</b>	27.735	1:50.126	<b>40</b>	34.783	1:53.716
<b>40</b>	29.919	1:50.579	<b>32</b>	35.944	1:51.239
<b>32</b>	33.557	1:51.503	<b>74</b>	36.781	1:51.756
<b>74</b>	33.877	1:52.117	<b>67</b>	36.939	1:50.567
<b>67</b>	35.224	1:50.937	<b>7</b>	39.143	1:51.752
<b>7</b>	36.243	1:52.211	<b>82</b>	39.886	1:52.132
<b>82</b>	36.606	1:51.704	<b>666</b>	45.386	2:07.787
<b>61</b>	1:31.605	1:57.538 P	<b>26</b>	1:50.712	1:52.680
<b>26</b>	1:46.884	1:51.964			

Weather / Track : Overcast / Dry

Results can be found at [www.tsl-timing.com](http://www.tsl-timing.com)

Page 3 of 3

Anglesey International GP  
 Circuit Length = 2.1000 miles  
 Start: 09:24 Flag 09:46 End: 09:48

Printed - 09:49 Sunday, 09 June 2019

# BRSCC Mazda MX-5 Championship 2A

## RACE 10 - LAP ANALYSIS

DIFF = Difference To Personal Best Lap

P1 4 Adam BESSELL				
LAP	LAP TIME	DIFF	MPH	TIME OF DAY
1 -	1:53.626	5.439	66.53	09:26:15.825
2 -	<b>1:48.187 (1)</b>		<b>69.87</b>	<b>09:28:04.012</b>
3 -	1:48.451	0.264	69.70	09:29:52.463
4 -	1:48.797	0.610	69.48	09:31:41.260
5 -	1:48.189 (2)	0.002	69.87	09:33:29.449
6 -	1:48.597	0.410	69.61	09:35:18.046
7 -	1:49.181	0.994	69.24	09:37:07.227
8 -	1:48.532	0.345	69.65	09:38:55.759
9 -	1:48.664	0.477	69.57	09:40:44.423
10 -	1:48.407 (3)	0.220	69.73	09:42:32.830
11 -	1:48.555	0.368	69.64	09:44:21.385
12 -	1:48.852	0.665	69.45	09:46:10.237

P2 1 Will BLACKWELL-CHAMBERS				
LAP	LAP TIME	DIFF	MPH	TIME OF DAY
1 -	1:53.907	6.014	66.36	09:26:16.106
2 -	1:48.923	1.030	69.40	09:28:05.029
3 -	<b>1:47.893 (1)</b>		<b>70.06</b>	<b>09:29:52.922</b>
4 -	1:48.598	0.705	69.61	09:31:41.520
5 -	1:48.381	0.488	69.75	09:33:29.901
6 -	1:48.503	0.610	69.67	09:35:18.404
7 -	1:50.284	2.391	68.55	09:37:08.688
8 -	1:49.105	1.212	69.29	09:38:57.793
9 -	1:48.094 (3)	0.201	69.93	09:40:45.887
10 -	1:48.101	0.208	69.93	09:42:33.988
11 -	1:47.916 (2)	0.023	70.05	09:44:21.904
12 -	1:48.696	0.803	69.55	09:46:10.600

P3 5 John LANGRIDGE				
LAP	LAP TIME	DIFF	MPH	TIME OF DAY
1 -	1:54.881	6.826	65.80	09:26:17.080
2 -	1:48.398	0.343	69.74	09:28:05.478
3 -	<b>1:48.055 (1)</b>		<b>69.96</b>	<b>09:29:53.533</b>
4 -	1:48.311	0.256	69.79	09:31:41.844
5 -	1:48.437	0.382	69.71	09:33:30.281
6 -	1:48.483	0.428	69.68	09:35:18.764
7 -	1:49.658	1.603	68.94	09:37:08.422
8 -	1:49.728	1.673	68.89	09:38:58.150
9 -	1:48.130 (3)	0.075	69.91	09:40:46.280
10 -	1:48.060 (2)	0.005	69.96	09:42:34.340
11 -	1:48.336	0.281	69.78	09:44:22.676
12 -	1:49.043	0.988	69.33	09:46:11.719

P4 71 Ben SHORT				
LAP	LAP TIME	DIFF	MPH	TIME OF DAY
1 -	1:53.460	5.381	66.63	09:26:15.659
2 -	1:49.614	1.535	68.96	09:28:05.273
3 -	1:48.729	0.650	69.53	09:29:54.002
4 -	1:48.391 (3)	0.312	69.74	09:31:42.393
5 -	1:48.344 (2)	0.265	69.77	09:33:30.737
6 -	1:48.621	0.542	69.59	09:35:19.358
7 -	1:49.183	1.104	69.24	09:37:08.541
8 -	1:49.993	1.914	68.73	09:38:58.534
9 -	<b>1:48.079 (1)</b>		<b>69.94</b>	<b>09:40:46.613</b>
10 -	1:48.531	0.452	69.65	09:42:35.144
11 -	1:48.789	0.710	69.49	09:44:23.933
12 -	1:49.283	1.204	69.17	09:46:13.216

DIFF = Difference To Personal Best Lap

P5 77 Steve FODEN				
LAP	LAP TIME	DIFF	MPH	TIME OF DAY
1 -	1:56.418	7.963	64.93	09:26:18.617
2 -	1:48.532 (2)	0.077	69.65	09:28:07.149
3 -	1:48.698	0.243	69.55	09:29:55.847
4 -	1:48.685	0.230	69.55	09:31:44.532
5 -	1:48.955	0.500	69.38	09:33:33.487
6 -	1:49.065	0.610	69.31	09:35:22.552
7 -	1:48.797	0.342	69.48	09:37:11.349
8 -	1:48.626	0.171	69.59	09:38:59.975
9 -	<b>1:48.455 (1)</b>		<b>69.70</b>	<b>09:40:48.430</b>
10 -	1:49.210	0.755	69.22	09:42:37.640
11 -	1:48.602 (3)	0.147	69.61	09:44:26.242
12 -	1:48.747	0.292	69.51	09:46:14.989

P6 93 Jack BREWER				
LAP	LAP TIME	DIFF	MPH	TIME OF DAY
1 -	1:56.780	8.406	64.73	09:26:18.979
2 -	<b>1:48.374 (1)</b>		<b>69.75</b>	<b>09:28:07.353</b>
3 -	1:48.970	0.596	69.37	09:29:56.323
4 -	1:48.853	0.479	69.45	09:31:45.176
5 -	1:49.696	1.322	68.91	09:33:34.872
6 -	1:48.884	0.510	69.43	09:35:23.756
7 -	1:49.614	1.240	68.96	09:37:13.370
8 -	1:48.537 (3)	0.163	69.65	09:39:01.907
9 -	1:49.432	1.058	69.08	09:40:51.339
10 -	1:49.939	1.565	68.76	09:42:41.278
11 -	1:49.025	0.651	69.34	09:44:30.303
12 -	1:48.504 (2)	0.130	69.67	09:46:18.807

P7 8 Lewis CANNON				
LAP	LAP TIME	DIFF	MPH	TIME OF DAY
1 -	1:54.553	5.696	65.99	09:26:16.752
2 -	1:49.463	0.606	69.06	09:28:06.215
3 -	<b>1:48.857 (1)</b>		<b>69.44</b>	<b>09:29:55.072</b>
4 -	1:48.966 (3)	0.109	69.37	09:31:44.038
5 -	1:49.928	1.071	68.77	09:33:33.966
6 -	1:49.161	0.304	69.25	09:35:23.127
7 -	1:49.318	0.461	69.15	09:37:12.445
8 -	1:48.893 (2)	0.036	69.42	09:39:01.338
9 -	1:49.857	1.000	68.81	09:40:51.195
10 -	1:50.272	1.415	68.55	09:42:41.467
11 -	1:49.486	0.629	69.04	09:44:30.953
12 -	1:49.099	0.242	69.29	09:46:20.052

P8 72 Scott MANSELL				
LAP	LAP TIME	DIFF	MPH	TIME OF DAY
1 -	1:55.661	6.986	65.36	09:26:17.860
2 -	1:48.872 (3)	0.197	69.43	09:28:06.732
3 -	<b>1:48.675 (1)</b>		<b>69.56</b>	<b>09:29:55.407</b>
4 -	1:48.801 (2)	0.126	69.48	09:31:44.208
5 -	1:51.064	2.389	68.06	09:33:35.272
6 -	1:49.556	0.881	69.00	09:35:24.828
7 -	1:49.331	0.656	69.14	09:37:14.159
8 -	1:49.038	0.363	69.33	09:39:03.197
9 -	1:49.206	0.531	69.22	09:40:52.403
10 -	1:49.635	0.960	68.95	09:42:42.038
11 -	1:49.288	0.613	69.17	09:44:31.326
12 -	1:49.360	0.685	69.12	09:46:20.686

Weather / Track : Overcast / Dry

Anglesey International GP  
Circuit Length = 2.1000 miles  
Start: 09:24 Flag 09:46 End: 09:48

# BRSCC Mazda MX-5 Championship 2A

## RACE 10 - LAP ANALYSIS

DIFF = Difference To Personal Best Lap

P9 63 Oliver ALLWOOD				
LAP	LAP TIME	DIFF	MPH	TIME OF DAY
1 -	1:57.333	8.442	64.43	09:26:19.532
2 -	1:49.361	0.470	69.12	09:28:08.893
3 -	1:49.505	0.614	69.03	09:29:58.398
4 -	1:49.376	0.485	69.11	09:31:47.774
5 -	1:49.141	0.250	69.26	09:33:36.915
6 -	1:49.134	0.243	69.27	09:35:26.049
7 -	1:48.948 (2)	0.057	69.39	09:37:14.997
8 -	<b>1:48.891 (1)</b>		<b>69.42</b>	<b>09:39:03.888</b>
9 -	1:49.492	0.601	69.04	09:40:53.380
10 -	1:49.315	0.424	69.15	09:42:42.695
11 -	1:49.077 (3)	0.186	69.30	09:44:31.772
12 -	1:49.667	0.776	68.93	09:46:21.439

P10 81 Sebastian FISHER				
LAP	LAP TIME	DIFF	MPH	TIME OF DAY
1 -	1:58.357	9.838	63.87	09:26:20.556
2 -	1:49.627	1.108	68.96	09:28:10.183
3 -	1:49.500	0.981	69.04	09:29:59.683
4 -	1:50.115	1.596	68.65	09:31:49.798
5 -	1:48.798 (3)	0.279	69.48	09:33:38.596
6 -	1:49.003	0.484	69.35	09:35:27.599
7 -	1:49.079	0.560	69.30	09:37:16.678
8 -	1:49.067	0.548	69.31	09:39:05.745
9 -	1:48.792 (2)	0.273	69.49	09:40:54.537
10 -	<b>1:48.519 (1)</b>		<b>69.66</b>	<b>09:42:43.056</b>
11 -	1:49.018	0.499	69.34	09:44:32.074
12 -	1:49.571	1.052	68.99	09:46:21.645

P11 54 Marcus BAILEY (M)				
LAP	LAP TIME	DIFF	MPH	TIME OF DAY
1 -	1:56.927	8.016	64.65	09:26:19.126
2 -	1:50.136	1.225	68.64	09:28:09.262
3 -	1:49.668	0.757	68.93	09:29:58.930
4 -	1:49.632	0.721	68.95	09:31:48.562
5 -	1:49.374	0.463	69.12	09:33:37.936
6 -	1:49.273	0.362	69.18	09:35:27.209
7 -	1:49.239	0.328	69.20	09:37:16.448
8 -	1:49.773	0.862	68.86	09:39:06.221
9 -	1:48.933 (2)	0.022	69.40	09:40:55.154
10 -	<b>1:48.911 (1)</b>		<b>69.41</b>	<b>09:42:44.065</b>
11 -	1:48.983 (3)	0.072	69.36	09:44:33.048
12 -	1:48.984	0.073	69.36	09:46:22.032

P12 33 Jason GREATREX (M)				
LAP	LAP TIME	DIFF	MPH	TIME OF DAY
1 -	1:55.999	7.482	65.17	09:26:18.198
2 -	1:48.781 (3)	0.264	69.49	09:28:06.979
3 -	1:49.095	0.578	69.29	09:29:56.074
4 -	1:48.771 (2)	0.254	69.50	09:31:44.845
5 -	1:49.423	0.906	69.08	09:33:34.268
6 -	1:49.123	0.606	69.27	09:35:23.391
7 -	1:49.641	1.124	68.95	09:37:13.032
8 -	<b>1:48.517 (1)</b>		<b>69.66</b>	<b>09:39:01.549</b>
9 -	1:49.147	0.630	69.26	09:40:50.696
10 -	1:49.066	0.549	69.31	09:42:39.762
11 -	1:49.372	0.855	69.12	09:44:29.134
12 -	1:49.204	0.687	69.22	09:46:18.338

DIFF = Difference To Personal Best Lap

P13 55 Matt POLLARD				
LAP	LAP TIME	DIFF	MPH	TIME OF DAY
1 -	1:57.944	9.064	64.09	09:26:20.143
2 -	1:49.274	0.394	69.18	09:28:09.417
3 -	1:50.056	1.176	68.69	09:29:59.473
4 -	1:50.466	1.586	68.43	09:31:49.939
5 -	1:49.581	0.701	68.99	09:33:39.520
6 -	1:49.465	0.585	69.06	09:35:28.985
7 -	1:49.141	0.261	69.26	09:37:18.126
8 -	1:48.955 (2)	0.075	69.38	09:39:07.081
9 -	1:49.009 (3)	0.129	69.35	09:40:56.090
10 -	1:49.238	0.358	69.20	09:42:45.328
11 -	<b>1:48.880 (1)</b>		<b>69.43</b>	<b>09:44:34.208</b>
12 -	1:49.446	0.566	69.07	09:46:23.654

P14 29 Adam CRAIG				
LAP	LAP TIME	DIFF	MPH	TIME OF DAY
1 -	1:58.207	9.190	63.95	09:26:20.406
2 -	1:50.140	1.123	68.63	09:28:10.546
3 -	1:50.264	1.247	68.56	09:30:00.810
4 -	1:49.896	0.879	68.79	09:31:50.706
5 -	1:50.200	1.183	68.60	09:33:40.906
6 -	1:49.224 (3)	0.207	69.21	09:35:30.130
7 -	<b>1:49.017 (1)</b>		<b>69.34</b>	<b>09:37:19.147</b>
8 -	1:49.329	0.312	69.14	09:39:08.476
9 -	1:49.296	0.279	69.16	09:40:57.772
10 -	1:49.209 (2)	0.192	69.22	09:42:46.981
11 -	1:49.711	0.694	68.90	09:44:36.692
12 -	1:49.626	0.609	68.96	09:46:26.318

P15 91 Tom SMITH				
LAP	LAP TIME	DIFF	MPH	TIME OF DAY
1 -	2:00.069	10.634	62.96	09:26:22.268
2 -	1:50.282	0.847	68.55	09:28:12.550
3 -	<b>1:49.435 (1)</b>		<b>69.08</b>	<b>09:30:01.985</b>
4 -	1:49.736 (2)	0.301	68.89	09:31:51.721
5 -	1:49.825 (3)	0.390	68.83	09:33:41.546
6 -	1:50.047	0.612	68.69	09:35:31.593
7 -	1:50.571	1.136	68.37	09:37:22.164
8 -	1:51.323	1.888	67.91	09:39:13.487
9 -	1:50.669	1.234	68.31	09:41:04.156
10 -	1:50.302	0.867	68.53	09:42:54.458
11 -	1:50.623	1.188	68.34	09:44:45.081
12 -	1:50.942	1.507	68.14	09:46:36.023

P16 30 Dave TURTON				
LAP	LAP TIME	DIFF	MPH	TIME OF DAY
1 -	2:01.081	12.013	62.43	09:26:23.280
2 -	1:49.955 (2)	0.887	68.75	09:28:13.235
3 -	<b>1:49.068 (1)</b>		<b>69.31</b>	<b>09:30:02.303</b>
4 -	1:50.384	1.316	68.48	09:31:52.687
5 -	1:50.370	1.302	68.49	09:33:43.057
6 -	1:50.957	1.889	68.13	09:35:34.014
7 -	1:50.133	1.065	68.64	09:37:24.147
8 -	1:50.668	1.600	68.31	09:39:14.815
9 -	1:51.880	2.812	67.57	09:41:06.695
10 -	1:50.315	1.247	68.53	09:42:57.010
11 -	1:50.122 (3)	1.054	68.65	09:44:47.132
12 -	1:50.156	1.088	68.62	09:46:37.288

Weather / Track : Overcast / Dry

Anglesey International GP  
 Circuit Length = 2.1000 miles  
 Start: 09:24 Flag 09:46 End: 09:48

# BRSCC Mazda MX-5 Championship 2A

## RACE 10 - LAP ANALYSIS

DIFF = Difference To Personal Best Lap

P17 544 Jack MOODY				
LAP	LAP TIME	DIFF	MPH	TIME OF DAY
1 -	1:59.105	9.515	63.47	09:26:21.304
2 -	1:50.594	1.004	68.35	09:28:11.898
<b>3 -</b>	<b>1:49.590 (1)</b>		<b>68.98</b>	<b>09:30:01.488</b>
4 -	1:50.005 (2)	0.415	68.72	09:31:51.493
5 -	1:51.315	1.725	67.91	09:33:42.808
6 -	1:50.904	1.314	68.16	09:35:33.712
7 -	1:50.218	0.628	68.59	09:37:23.930
8 -	1:51.528	1.938	67.78	09:39:15.458
9 -	1:51.811	2.221	67.61	09:41:07.269
10 -	1:51.348	1.758	67.89	09:42:58.617
11 -	1:50.018 (3)	0.428	68.71	09:44:48.635
12 -	1:50.444	0.854	68.45	09:46:39.079

P18 80 Alistair BRAY				
LAP	LAP TIME	DIFF	MPH	TIME OF DAY
1 -	1:57.583	7.485	64.29	09:26:19.782
2 -	1:50.621	0.523	68.34	09:28:10.403
3 -	1:50.137 (2)	0.039	68.64	09:30:00.540
4 -	1:50.447 (3)	0.349	68.44	09:31:50.987
5 -	1:51.340	1.242	67.90	09:33:42.327
6 -	1:50.807	0.709	68.22	09:35:33.134
7 -	1:50.577	0.479	68.36	09:37:23.711
8 -	1:51.476	1.378	67.81	09:39:15.187
9 -	1:52.045	1.947	67.47	09:41:07.232
10 -	1:50.968	0.870	68.12	09:42:58.200
<b>11 -</b>	<b>1:50.098 (1)</b>		<b>68.66</b>	<b>09:44:48.298</b>
12 -	1:50.889	0.791	68.17	09:46:39.187

P19 24 Oliver GRAHAM				
LAP	LAP TIME	DIFF	MPH	TIME OF DAY
1 -	1:58.724	8.855	63.67	09:26:20.923
2 -	1:50.210 (3)	0.341	68.59	09:28:11.133
3 -	1:50.694	0.825	68.29	09:30:01.827
4 -	1:52.574	2.705	67.15	09:31:54.401
<b>5 -</b>	<b>1:49.869 (1)</b>		<b>68.80</b>	<b>09:33:44.270</b>
6 -	1:50.509	0.640	68.41	09:35:34.779
7 -	1:50.352	0.483	68.50	09:37:25.131
8 -	1:50.898	1.029	68.17	09:39:16.029
9 -	1:51.386	1.517	67.87	09:41:07.415
10 -	1:51.579	1.710	67.75	09:42:58.994
11 -	1:50.126 (2)	0.257	68.64	09:44:49.120
12 -	1:50.439	0.570	68.45	09:46:39.559

P20 40 Ben HANCY				
LAP	LAP TIME	DIFF	MPH	TIME OF DAY
1 -	2:02.173	12.796	61.87	09:26:24.372
2 -	1:50.797	1.420	68.23	09:28:15.169
<b>3 -</b>	<b>1:49.377 (1)</b>		<b>69.11</b>	<b>09:30:04.546</b>
4 -	1:50.173 (2)	0.796	68.61	09:31:54.719
5 -	1:50.209	0.832	68.59	09:33:44.928
6 -	1:50.244	0.867	68.57	09:35:35.172
7 -	1:50.203 (3)	0.826	68.60	09:37:25.375
8 -	1:50.453	1.076	68.44	09:39:15.828
9 -	1:54.010	4.633	66.30	09:41:09.838
10 -	1:50.887	1.510	68.17	09:43:00.725
11 -	1:50.579	1.202	68.36	09:44:51.304
12 -	1:53.716	4.339	66.48	09:46:45.020

DIFF = Difference To Personal Best Lap

P21 32 Callum GREATREX				
LAP	LAP TIME	DIFF	MPH	TIME OF DAY
1 -	2:00.403	11.344	62.78	09:26:22.602
2 -	1:51.205	2.146	67.98	09:28:13.807
<b>3 -</b>	<b>1:49.059 (1)</b>		<b>69.32</b>	<b>09:30:02.866</b>
4 -	1:49.502 (2)	0.443	69.03	09:31:52.368
5 -	1:49.808 (3)	0.749	68.84	09:33:42.176
6 -	1:50.530	1.471	68.39	09:35:32.706
7 -	1:50.199	1.140	68.60	09:37:22.905
8 -	1:51.037	1.978	68.08	09:39:13.942
9 -	1:57.671	8.612	64.24	09:41:11.613
10 -	1:51.826	2.767	67.60	09:43:03.439
11 -	1:51.503	2.444	67.80	09:44:54.942
12 -	1:51.239	2.180	67.96	09:46:46.181

P22 74 Clive CHISNALL (M)				
LAP	LAP TIME	DIFF	MPH	TIME OF DAY
1 -	2:02.524	12.339	61.70	09:26:24.723
2 -	1:51.697	1.512	67.68	09:28:16.420
<b>3 -</b>	<b>1:50.185 (1)</b>		<b>68.61</b>	<b>09:30:06.605</b>
4 -	1:50.275 (2)	0.090	68.55	09:31:56.880
5 -	1:50.421 (3)	0.236	68.46	09:33:47.301
6 -	1:51.633	1.448	67.72	09:35:38.934
7 -	1:51.031	0.846	68.08	09:37:29.965
8 -	1:50.939	0.754	68.14	09:39:20.904
9 -	1:51.766	1.581	67.64	09:41:12.670
10 -	1:50.475	0.290	68.43	09:43:03.145
11 -	1:52.117	1.932	67.42	09:44:55.262
12 -	1:51.756	1.571	67.64	09:46:47.018

P23 7 Adrian BURGE (M)				
LAP	LAP TIME	DIFF	MPH	TIME OF DAY
1 -	2:03.147	12.978	61.38	09:26:25.346
<b>2 -</b>	<b>1:50.169 (1)</b>		<b>68.62</b>	<b>09:28:15.515</b>
3 -	1:50.642 (2)	0.473	68.32	09:30:06.157
4 -	1:51.596	1.427	67.74	09:31:57.753
5 -	1:51.078	0.909	68.06	09:33:48.831
6 -	1:50.665 (3)	0.496	68.31	09:35:39.496
7 -	1:51.154	0.985	68.01	09:37:30.650
8 -	1:50.872	0.703	68.18	09:39:21.522
9 -	1:51.870	1.701	67.57	09:41:13.392
10 -	1:52.025	1.856	67.48	09:43:05.417
11 -	1:52.211	2.042	67.37	09:44:57.628
12 -	1:51.752	1.583	67.64	09:46:49.380

P24 82 Michael KNIBBS				
LAP	LAP TIME	DIFF	MPH	TIME OF DAY
1 -	2:03.526	13.087	61.20	09:26:25.725
2 -	1:51.454	1.015	67.83	09:28:17.179
3 -	1:50.869 (2)	0.430	68.18	09:30:08.048
4 -	1:51.664	1.225	67.70	09:31:59.712
5 -	1:51.435	0.996	67.84	09:33:51.147
6 -	1:51.218	0.779	67.97	09:35:42.365
<b>7 -</b>	<b>1:50.439 (1)</b>		<b>68.45</b>	<b>09:37:32.804</b>
8 -	1:51.126	0.687	68.03	09:39:23.930
9 -	1:50.872 (3)	0.433	68.18	09:41:14.802
10 -	1:51.485	1.046	67.81	09:43:06.287
11 -	1:51.704	1.265	67.67	09:44:57.991
12 -	1:52.132	1.693	67.42	09:46:50.123

Weather / Track : Overcast / Dry

Anglesey International GP  
Circuit Length = 2.1000 miles  
Start: 09:24 Flag 09:46 End: 09:48

# BRSCC Mazda MX-5 Championship 2A

## RACE 10 - LAP ANALYSIS

DIFF = Difference To Personal Best Lap

<b>P25 67 Simon ORANGE (M)</b>				
LAP	LAP TIME	DIFF	MPH	TIME OF DAY
1 -	2:03.358	12.948	61.28	09:26:25.557
2 -	1:51.264	0.854	67.94	09:28:16.821
3 -	1:50.924	0.514	68.15	09:30:07.745
4 -	1:51.091	0.681	68.05	09:31:58.836
5 -	1:52.000	1.590	67.50	09:33:50.836
6 -	1:50.572 (3)	0.162	68.37	09:35:41.408
7 -	1:50.881	0.471	68.18	09:37:32.289
8 -	1:51.059	0.649	68.07	09:39:23.348
9 -	<b>1:50.410 (1)</b>		<b>68.47</b>	<b>09:41:13.758</b>
10 -	1:51.914	1.504	67.55	09:43:05.672
11 -	1:50.937	0.527	68.14	09:44:56.609
12 -	1:50.567 (2)	0.157	68.37	09:46:47.176

<b>P26 666 David WATERS</b>				
LAP	LAP TIME	DIFF	MPH	TIME OF DAY
1 -	1:59.821	10.355	63.09	09:26:22.020
2 -	1:52.517	3.051	67.18	09:28:14.537
3 -	<b>1:49.466 (1)</b>		<b>69.06</b>	<b>09:30:04.003</b>
4 -	1:50.088	0.622	68.67	09:31:54.091
5 -	1:49.695 (2)	0.229	68.91	09:33:43.786
6 -	1:50.718	1.252	68.28	09:35:34.504
7 -	1:50.046	0.580	68.69	09:37:24.550
8 -	1:49.728 (3)	0.262	68.89	09:39:14.278
9 -	1:52.193	2.727	67.38	09:41:06.471
10 -	1:51.243	1.777	67.95	09:42:57.714
11 -	1:50.122	0.656	68.65	09:44:47.836
12 -	2:07.787	18.321	59.16	09:46:55.623

<b>P27 26 Charlie RAWLES</b>				
LAP	LAP TIME	DIFF	MPH	TIME OF DAY
1 -	2:04.085	12.919	60.92	09:26:26.284
2 -	1:51.651	0.485	67.71	09:28:17.935
3 -	1:51.625	0.459	67.72	09:30:09.560
4 -	1:51.267 (2)	0.101	67.94	09:32:00.827
5 -	2:17.706 P	26.540	54.89	09:34:18.533
6 -	2:30.557	39.391	50.21	09:36:49.090
7 -	1:51.512 (3)	0.346	67.79	09:38:40.602
8 -	<b>1:51.166 (1)</b>		<b>68.00</b>	<b>09:40:31.768</b>
9 -	1:52.562	1.396	67.16	09:42:24.330
10 -	1:51.975	0.809	67.51	09:44:16.305
11 -	1:51.964	0.798	67.52	09:46:08.269
12 -	1:52.680	1.514	67.09	09:48:00.949

<b>P28 61 Richard BAXTER</b>				
LAP	LAP TIME	DIFF	MPH	TIME OF DAY
1 -	2:06.674 P	16.565	59.68	09:26:28.873
2 -	2:41.800	51.691	46.72	09:29:10.673
3 -	1:50.815	0.706	68.22	09:31:01.488
4 -	1:50.352	0.243	68.50	09:32:51.840
5 -	<b>1:50.109 (1)</b>		<b>68.65</b>	<b>09:34:41.949</b>
6 -	1:50.289 (3)	0.180	68.54	09:36:32.238
7 -	1:50.217 (2)	0.108	68.59	09:38:22.455
8 -	1:50.715	0.606	68.28	09:40:13.170
9 -	1:50.871	0.762	68.18	09:42:04.041
10 -	1:51.411	1.302	67.85	09:43:55.452
11 -	1:57.538 P	7.429	64.31	09:45:52.990

Weather / Track : Overcast / Dry

Results can be found at [www.tsl-timing.com](http://www.tsl-timing.com)

Page 4 of 4

Anglesey International GP  
Circuit Length = 2.1000 miles  
Start: 09:24 Flag 09:46 End: 09:48

Printed - 09:49 Sunday, 09 June 2019

# BRSCC Mazda MX-5 Championship 2A

## RACE 10 - STATISTICS

**Competitors Started** 28  
**Planned Start** 2019-06-09 @ 09:25:00.000  
**Actual Start** 2019-06-09 @ 09:24:22.198  
**Finish Time** 2019-06-09 @ 09:46:08.883  
**Track Length** 2.1000mi.  
**Total Laps** 335  
**Total Distance Covered** 703.5000mi.

### Session Fastest Lap History

NO	NAME	LAP TIME	TIME OF DAY	LAP	VEHICLE
71	Ben SHORT	1:53.460	09:26:15.692	1	Mazda MX-5 Mk1
4	Adam BESSELL	1:48.187	09:28:04.048	2	Mazda MX-5 Mk1
1	Will BLACKWELL-CHAMBERS	1:47.893	09:29:52.955	3	Mazda MX-5 Mk1

### Session Leader History

NO	NAME	FROM LAP	LAPS LED	DISTANCE	VEHICLE
71	Ben SHORT	1	1	2.10 miles	Mazda MX-5 Mk1
4	Adam BESSELL	2	11	23.10 miles	Mazda MX-5 Mk1

### Flag History

TYPE	TIME OF DAY
GREEN	09:24:22.198
FINISH	09:46:08.883

### Flag Statistics

TYPE	COUNT	TOTAL LAPS	TOTAL TIME
Green	1	12	23:42.376
Red	0	0	0.000
Safety Car	0	0	0.000
FCY	0	0	0.000

Weather / Track : Overcast / Dry

These results are provisional until the conclusion of any judicial and technical matters.

Anglesey International GP  
Circuit Length = 2.1000 miles  
Start: 09:24 Flag 09:46 End: 09:48

Clerk Of Course :		Timekeeper :
-------------------	--	--------------



## BRSCC Mazda MX-5 Championship 2B

### RACE 12 - CLASSIFICATION - AMENDED v2

POS	NO	NAME	ENTRY	LAPS	TIME	GAP	DIFF	MPH	BEST	ON
1	41	Joe WIGGIN	Mazda MX-5 Mk1	11	20:14.373			68.47	<b>1:48.625</b>	4
2	23	Martin TOLLEY (M)	Mazda MX-5 Mk1	11	20:17.116	2.743	2.743	68.32	<b>1:49.456</b>	3
3	96	Charles MUGGLESTONE	Mazda MX-5 Mk1	11	20:27.015	12.642	9.899	67.77	<b>1:50.281</b>	9
4	31	Bryn GRIFFITHS (M)	Mazda MX-5 Mk1	11	20:32.709	18.336	5.694	67.46	<b>1:50.135</b>	2
5	60	Nick LE DOYEN (M)	Mazda MX-5 Mk1	11	20:33.960	19.587	1.251	67.39	<b>1:51.002</b>	2
6	37	Tim DORE (M)	Mazda MX-5 Mk1	11	20:34.676	20.303	0.716	67.35	<b>1:50.711</b>	2
7	25	Ivan LEARY (M)	Mazda MX-5 Mk1	11	20:39.802	25.429	5.126	67.07	<b>1:51.598</b>	9
8	21	Matthew FLETCHER	Mazda MX-5 Mk1	11	20:45.035	30.662	5.233	66.79	<b>1:51.546</b>	7
9	10	Thomas MALLETT	Mazda MX-5	11	20:46.034	31.661	0.999	66.73	<b>1:51.730</b>	7
10	90	Bruce ROBINSON (M)	Mazda MX-5 Mk1	11	20:47.888	33.515	1.854	66.64	<b>1:51.394</b>	6
11	52	Jack WILLMOTT	Mazda MX-5 Mk1	11	20:48.919	34.546	1.031	66.58	<b>1:51.922</b>	6
12	66	Christina HOLLEY	Mazda MX-5 Mk1	11	20:54.486	40.113	5.567	66.29	<b>1:51.845</b>	9
13	117	Michael CLOSE	Mazda MX-5 Mk1	11	20:54.788	40.415	0.302	66.27	<b>1:51.028</b>	7
14	45	Graham RUMSEY (M)	Mazda MX-5 Mk1	11	20:59.695	45.322	4.907	66.01	<b>1:51.172</b>	6
15	16	Neil MACGREGOR	Mazda MX-5 Mk1	11	21:00.041	45.668	0.346	65.99	<b>1:52.489</b>	11
16	20	Christopher GINN (M)	Mazda MX-5 Mk1	11	21:04.784	50.411	4.743	65.75	<b>1:53.278</b>	7
17	78	Richard BARTLETT (M)	Mazda MX-5 Mk1	11	21:12.908	58.535	8.124	65.33	<b>1:54.134</b>	4
18	15	Rob MUGGLESTONE	Mazda MX-5 Mk1	11	21:14.308	59.935	1.400	65.25	<b>1:54.192</b>	10
19	68	Ashley HEATH (M)	Mazda MX-5 Mk1	11	21:25.046	1:10.673	10.738	64.71	<b>1:53.960</b>	6
20	312	Peter LANCASTER (M)	Mazda MX-5 Mk1	11	21:26.891	1:12.518	1.845	64.62	<b>1:55.120</b>	10
21	534	Steve MOODY	Mazda MX-5 Mk1	11	21:29.060	1:14.687	2.169	64.51	<b>1:55.504</b>	8
22	58	Dale WHITEMAN (M)	Mazda MX-5 Mk1	11	21:29.507	1:15.134	0.447	64.48	<b>1:55.345</b>	8
23	85	Anthony PETTIGREW	Mazda MX-5 Mk1	11	21:56.625	1:42.252	27.118	63.16	<b>1:57.424</b>	8
24	46	David RICKARDS (M)	Mazda MX-5 Mk1	10	20:23.027	1 Lap	1 Lap	61.81	<b>1:58.599</b>	10

#### FASTEST LAP

41	Joe WIGGIN	Mazda MX-5 Mk1	4	1:48.625	69.59 mph	112.00 kph
----	------------	----------------	---	----------	-----------	------------

\* Car 20 - 5 grid place penalty applies - Clerk of Course Decision. Q 14.4.4 applies

Weather / Track : Bright / Dry

These results are provisional until the conclusion of any judicial and technical matters.

Anglesey International GP

Circuit Length = 2.1000 miles

Start: 10:27 Flag 10:47 End: 10:49

Clerk Of Course :	Steward :	Timekeeper :
-------------------	-----------	--------------

Results can be found at [www.tsl-timing.com](http://www.tsl-timing.com)

Printed - 14:41 Sunday, 09 June 2019

# BRSCC Mazda MX-5 Championship 2B

## RACE 12 - LAP CHART

LAP 1 @ 10:29:38.634			LAP 2 @ 10:31:27.786			LAP 3 @ 10:33:16.728			LAP 4 @ 10:35:05.353			LAP 5 @ 10:36:54.579		
NO	BEHIND	LAP TIME	NO	BEHIND	LAP TIME	NO	BEHIND	LAP TIME	NO	BEHIND	LAP TIME	NO	BEHIND	LAP TIME
41		1:54.029	41		1:49.152	41		1:48.942	41		1:48.625	41		1:49.226
23	0.432	1:54.461	23	0.752	1:49.472	23	1.266	1:49.456	23	2.482	1:49.841	23	3.606	1:50.350
37	2.023	1:56.052	37	3.582	1:50.711	37	6.292	1:51.652	37	9.413	1:51.746	37	11.833	1:51.646
60	2.432	1:56.461	60	4.282	1:51.002	60	6.854	1:51.514	60	9.925	1:51.696	60	12.473	1:51.371
96	3.035	1:57.064	96	4.597	1:50.714	96	7.190	1:51.535	96	10.328	1:51.763	31	13.032	1:51.106
31	3.986	1:58.015	31	4.969	1:50.135	31	7.692	1:51.665	31	11.152	1:52.085	60	13.805	1:53.106
25	4.618	1:58.647	25	7.409	1:51.943	25	10.939	1:52.472	25	14.430	1:52.116	25	17.394	1:52.190
10	5.752	1:59.781	10	11.073	1:54.473	21	16.151	1:53.692	21	19.380	1:51.854	21	22.138	1:51.984
52	6.116	2:00.145	21	11.401	1:53.003	10	16.908	1:54.777	10	20.457	1:52.174	10	23.332	1:52.101
20	6.330	2:00.359	20	12.193	1:55.015	45	17.592	1:52.915	45	21.275	1:52.308	90	24.333	1:51.801
45	6.478	2:00.507	90	12.773	1:54.016	90	17.923	1:54.092	90	21.758	1:52.460	45	24.891	1:52.842
117	7.124	2:01.153	117	13.149	1:55.177	117	18.402	1:54.195	117	22.372	1:52.595	117	25.309	1:52.163
21	7.550	2:01.579	45	13.619	1:56.293	52	18.641	1:53.630	52	22.881	1:52.865	52	25.987	1:52.332
90	7.909	2:01.938	52	13.953	1:56.989	20	19.538	1:56.287	66	24.545	1:53.256	66	28.145	1:52.826
78	8.778	2:02.807	78	15.114	1:55.488	66	19.914	1:53.467	20	24.974	1:54.061	20	29.480	1:53.732
68	10.466	2:04.495	66	15.389	1:53.508	78	20.690	1:54.518	78	26.199	1:54.134	16	30.115	1:52.977
312	10.887	2:04.916	16	17.027	1:54.602	16	21.974	1:53.889	16	26.364	1:53.015	78	31.912	1:54.939
66	11.033	2:05.062	15	19.329	1:55.360	15	25.904	1:55.517	15	32.237	1:54.958	15	37.527	1:54.516
16	11.577	2:05.606	312	19.894	1:58.159	312	27.808	1:56.856	312	35.080	1:55.897	312	42.070	1:56.216
534	12.691	2:06.720	534	21.651	1:58.112	534	29.008	1:56.299	534	36.496	1:56.113	534	43.347	1:56.077
15	13.121	2:07.150	58	22.202	1:57.799	58	29.770	1:56.510	58	37.088	1:55.943	58	44.123	1:56.261
58	13.555	2:07.584	68	27.470	2:06.156	68	33.996	1:55.468	68	40.222	1:54.851	68	45.180	1:54.184
85	17.112	2:11.141	46	28.598	2:00.197	46	38.588	1:58.932	46	48.984	1:59.021	85	1:00.350	1:59.273
46	17.553	2:11.582	85	30.297	2:02.337	85	41.326	1:59.971	85	50.303	1:57.602	46	1:18.529	2:18.771

Weather / Track : Bright / Dry

Anglesey International GP  
 Circuit Length = 2.1000 miles  
 Start: 10:27 Flag 10:47 End: 10:49

# BRSCC Mazda MX-5 Championship 2B

## RACE 12 - LAP CHART

LAP 6 @ 10:38:44.448			LAP 7 @ 10:40:34.717			LAP 8 @ 10:42:24.880			LAP 9 @ 10:44:16.263			LAP 10 @ 10:46:06.775		
NO	BEHIND	LAP TIME	NO	BEHIND	LAP TIME	NO	BEHIND	LAP TIME	NO	BEHIND	LAP TIME	NO	BEHIND	LAP TIME
41		1:49.869	41		1:50.269	41		1:50.163	41		1:51.383	41		1:50.512
23	4.171	1:50.434	23	4.145	1:50.243	23	5.327	1:51.345	23	4.563	1:50.619	46	1 Lap	1:59.439
96	14.108	1:51.504	96	14.193	1:50.354	96	14.617	1:50.587	96	13.515	1:50.281	23	4.533	1:50.482
37	14.834	1:52.870	37	16.840	1:52.275	31	17.962	1:50.999	31	17.838	1:51.259	96	13.684	1:50.681
31	15.184	1:52.021	31	17.126	1:52.211	60	19.242	1:51.533	60	19.686	1:51.827	31	18.721	1:51.395
60	15.576	1:51.640	60	17.872	1:52.565	37	19.637	1:52.960	37	20.673	1:52.419	60	20.295	1:51.121
25	19.869	1:52.344	25	21.816	1:52.216	25	23.260	1:51.607	25	23.475	1:51.598	37	20.982	1:50.821
21	24.484	1:52.215	21	25.761	1:51.546	21	28.342	1:52.744	21	29.035	1:52.076	25	25.341	1:52.378
10	25.421	1:51.958	10	26.882	1:51.730	10	29.754	1:53.035	10	30.157	1:51.786	21	30.902	1:52.379
90	25.858	1:51.394	90	27.137	1:51.548	90	31.543	1:54.569	90	32.026	1:51.866	10	31.847	1:52.202
45	26.194	1:51.172	45	27.630	1:51.705	52	32.590	1:52.982	52	33.313	1:52.106	90	33.880	1:52.366
117	27.185	1:51.745	117	27.944	1:51.028	66	36.235	1:52.629	66	36.697	1:51.845	52	34.759	1:51.958
52	28.040	1:51.922	52	29.771	1:52.000	45	36.573	1:59.106	117	38.764	1:52.444	66	39.208	1:53.023
66	31.275	1:52.999	66	33.769	1:52.763	117	37.703	1:59.922	45	40.463	1:55.273	117	39.677	1:51.425
16	33.150	1:52.904	16	36.805	1:53.924	16	40.647	1:54.005	16	42.849	1:53.585	45	44.003	1:54.052
20	34.027	1:54.416	20	37.036	1:53.278	20	41.612	1:54.739	20	44.691	1:54.462	16	45.382	1:53.045
78	37.456	1:55.413	78	42.382	1:55.195	78	46.907	1:54.688	78	50.348	1:54.824	20	48.732	1:54.553
15	42.342	1:54.684	15	46.432	1:54.359	15	50.746	1:54.477	15	54.040	1:54.677	78	55.126	1:55.290
312	48.869	1:56.668	68	53.470	1:54.468	68	58.747	1:55.440	68	1:01.966	1:54.602	15	57.720	1:54.192
68	49.271	1:53.960	312	55.377	1:56.777	312	1:00.584	1:55.370	312	1:04.376	1:55.175	68	1:06.661	1:55.207
534	50.633	1:57.155	534	56.142	1:55.778	534	1:01.483	1:55.504	534	1:05.781	1:55.681	312	1:08.984	1:55.120
58	51.023	1:56.769	58	57.155	1:56.401	58	1:02.337	1:55.345	58	1:06.402	1:55.448	534	1:10.971	1:55.702
85	1:08.019	1:57.538	85	1:15.649	1:57.899	85	1:22.910	1:57.424	85	1:28.953	1:57.426	58	1:11.595	1:55.705
46	1:27.694	1:59.034	46	1:36.096	1:58.671	46	1:44.714	1:58.781				85	1:36.596	1:58.155

Weather / Track : Bright / Dry

Anglesey International GP  
 Circuit Length = 2.1000 miles  
 Start: 10:27 Flag 10:47 End: 10:49

# BRSCC Mazda MX-5 Championship 2B

## RACE 12 - LAP CHART

**LAP 11 @ 10:47:58.978**

NO	BEHIND	LAP TIME
41		1:52.203
23	2.743	1:50.413
46	1 Lap	1:58.599
96	12.642	1:51.161
31	18.336	1:51.818
60	19.587	1:51.495
37	20.303	1:51.524
25	25.429	1:52.291
21	30.662	1:51.963
10	31.661	1:52.017
90	33.515	1:51.838
52	34.546	1:51.990
66	40.113	1:53.108
117	40.415	1:52.941
45	45.322	1:53.522
16	45.668	1:52.489
20	50.411	1:53.882
78	58.535	1:55.612
15	59.935	1:54.418
68	1:10.673	1:56.215
312	1:12.518	1:55.737
534	1:14.687	1:55.919
58	1:15.134	1:55.742
85	1:42.252	1:57.859

Weather / Track : Bright / Dry

Results can be found at [www.tsl-timing.com](http://www.tsl-timing.com)

Page 3 of 3

Anglesey International GP  
Circuit Length = 2.1000 miles  
Start: 10:27 Flag 10:47 End: 10:49

Printed - 10:51 Sunday, 09 June 2019

# BRSCC Mazda MX-5 Championship 2B

## RACE 12 - LAP ANALYSIS

DIFF = Difference To Personal Best Lap

P1 41 Joe WIGGIN				
LAP	LAP TIME	DIFF	MPH	TIME OF DAY
1 -	1:54.029	5.404	66.29	10:29:38.634
2 -	1:49.152 (3)	0.527	69.26	10:31:27.786
3 -	1:48.942 (2)	0.317	69.39	10:33:16.728
4 -	<b>1:48.625 (1)</b>		<b>69.59</b>	<b>10:35:05.353</b>
5 -	1:49.226	0.601	69.21	10:36:54.579
6 -	1:49.869	1.244	68.80	10:38:44.448
7 -	1:50.269	1.644	68.55	10:40:34.717
8 -	1:50.163	1.538	68.62	10:42:24.880
9 -	1:51.383	2.758	67.87	10:44:16.263
10 -	1:50.512	1.887	68.40	10:46:06.775
11 -	1:52.203	3.578	67.37	10:47:58.978

P2 23 Martin TOLLEY (M)				
LAP	LAP TIME	DIFF	MPH	TIME OF DAY
1 -	1:54.461	5.005	66.04	10:29:39.066
2 -	1:49.472 (2)	0.016	69.05	10:31:28.538
3 -	<b>1:49.456 (1)</b>		<b>69.06</b>	<b>10:33:17.994</b>
4 -	1:49.841 (3)	0.385	68.82	10:35:07.835
5 -	1:50.350	0.894	68.50	10:36:58.185
6 -	1:50.434	0.978	68.45	10:38:48.619
7 -	1:50.243	0.787	68.57	10:40:38.862
8 -	1:51.345	1.889	67.89	10:42:30.207
9 -	1:50.619	1.163	68.34	10:44:20.826
10 -	1:50.482	1.026	68.42	10:46:11.308
11 -	1:50.413	0.957	68.47	10:48:01.721

P3 96 Charles MUGGLESTONE				
LAP	LAP TIME	DIFF	MPH	TIME OF DAY
1 -	1:57.064	6.783	64.57	10:29:41.669
2 -	1:50.714	0.433	68.28	10:31:32.383
3 -	1:51.535	1.254	67.78	10:33:23.918
4 -	1:51.763	1.482	67.64	10:35:15.681
5 -	1:51.371	1.090	67.88	10:37:07.052
6 -	1:51.504	1.223	67.80	10:38:58.556
7 -	1:50.354 (2)	0.073	68.50	10:40:48.910
8 -	1:50.587 (3)	0.306	68.36	10:42:39.497
9 -	<b>1:50.281 (1)</b>		<b>68.55</b>	<b>10:44:29.778</b>
10 -	1:50.681	0.400	68.30	10:46:20.459
11 -	1:51.161	0.880	68.00	10:48:11.620

P4 31 Bryn GRIFFITHS (M)				
LAP	LAP TIME	DIFF	MPH	TIME OF DAY
1 -	1:58.015	7.880	64.05	10:29:42.620
2 -	<b>1:50.135 (1)</b>		<b>68.64</b>	<b>10:31:32.755</b>
3 -	1:51.665	1.530	67.70	10:33:24.420
4 -	1:52.085	1.950	67.44	10:35:16.505
5 -	1:51.106 (3)	0.971	68.04	10:37:07.611
6 -	1:52.021	1.886	67.48	10:38:59.632
7 -	1:52.211	2.076	67.37	10:40:51.843
8 -	1:50.999 (2)	0.864	68.10	10:42:42.842
9 -	1:51.259	1.124	67.94	10:44:34.101
10 -	1:51.395	1.260	67.86	10:46:25.496
11 -	1:51.818	1.683	67.60	10:48:17.314

P5 60 Nick LE DOYEN (M)				
LAP	LAP TIME	DIFF	MPH	TIME OF DAY
1 -	1:56.461	5.459	64.91	10:29:41.066
2 -	<b>1:51.002 (1)</b>		<b>68.10</b>	<b>10:31:32.068</b>

DIFF = Difference To Personal Best Lap

3 -	1:51.514	0.512	67.79	10:33:23.582
4 -	1:51.696	0.694	67.68	10:35:15.278
5 -	1:53.106	2.104	66.83	10:37:08.384
6 -	1:51.640	0.638	67.71	10:39:00.024
7 -	1:52.565	1.563	67.16	10:40:52.589
8 -	1:51.533	0.531	67.78	10:42:44.122
9 -	1:51.827	0.825	67.60	10:44:35.949
10 -	1:51.121 (2)	0.119	68.03	10:46:27.070
11 -	1:51.495 (3)	0.493	67.80	10:48:18.565

P6 37 Tim DORE (M)				
LAP	LAP TIME	DIFF	MPH	TIME OF DAY
1 -	1:56.052	5.341	65.14	10:29:40.657
2 -	<b>1:50.711 (1)</b>		<b>68.28</b>	<b>10:31:31.368</b>
3 -	1:51.652	0.941	67.71	10:33:23.020
4 -	1:51.746	1.035	67.65	10:35:14.766
5 -	1:51.646	0.935	67.71	10:37:06.412
6 -	1:52.870	2.159	66.97	10:38:59.282
7 -	1:52.275	1.564	67.33	10:40:51.557
8 -	1:52.960	2.249	66.92	10:42:44.517
9 -	1:52.419	1.708	67.24	10:44:36.936
10 -	1:50.821 (2)	0.110	68.21	10:46:27.757
11 -	1:51.524 (3)	0.813	67.78	10:48:19.281

P7 25 Ivan LEARY (M)				
LAP	LAP TIME	DIFF	MPH	TIME OF DAY
1 -	1:58.647	7.049	63.71	10:29:43.252
2 -	1:51.943 (3)	0.345	67.53	10:31:35.195
3 -	1:52.472	0.874	67.21	10:33:27.667
4 -	1:52.116	0.518	67.43	10:35:19.783
5 -	1:52.190	0.592	67.38	10:37:11.973
6 -	1:52.344	0.746	67.29	10:39:04.317
7 -	1:52.216	0.618	67.37	10:40:56.533
8 -	1:51.607 (2)	0.009	67.73	10:42:48.140
9 -	<b>1:51.598 (1)</b>		<b>67.74</b>	<b>10:44:39.738</b>
10 -	1:52.378	0.780	67.27	10:46:32.116
11 -	1:52.291	0.693	67.32	10:48:24.407

P8 21 Matthew FLETCHER				
LAP	LAP TIME	DIFF	MPH	TIME OF DAY
1 -	2:01.579	10.033	62.18	10:29:46.184
2 -	1:53.003	1.457	66.90	10:31:39.187
3 -	1:53.692	2.146	66.49	10:33:32.879
4 -	1:51.854 (2)	0.308	67.58	10:35:24.733
5 -	1:51.984	0.438	67.50	10:37:16.717
6 -	1:52.215	0.669	67.37	10:39:08.932
7 -	<b>1:51.546 (1)</b>		<b>67.77</b>	<b>10:41:00.478</b>
8 -	1:52.744	1.198	67.05	10:42:53.222
9 -	1:52.076	0.530	67.45	10:44:45.298
10 -	1:52.379	0.833	67.27	10:46:37.677
11 -	1:51.963 (3)	0.417	67.52	10:48:29.640

P9 10 Thomas MALLETT				
LAP	LAP TIME	DIFF	MPH	TIME OF DAY
1 -	1:59.781	8.051	63.11	10:29:44.386
2 -	1:54.473	2.743	66.04	10:31:38.859
3 -	1:54.777	3.047	65.86	10:33:33.636
4 -	1:52.174	0.444	67.39	10:35:25.810
5 -	1:52.101	0.371	67.43	10:37:17.911
6 -	1:51.958 (3)	0.228	67.52	10:39:09.869
7 -	<b>1:51.730 (1)</b>		<b>67.66</b>	<b>10:41:01.599</b>

Weather / Track : Bright / Dry

Anglesey International GP

Circuit Length = 2.1000 miles

Start: 10:27 Flag 10:47 End: 10:49

# BRSCC Mazda MX-5 Championship 2B

## RACE 12 - LAP ANALYSIS

DIFF = Difference To Personal Best Lap

8 -	1:53.035	1.305	66.88	10:42:54.634
9 -	1:51.786 (2)	0.056	67.62	10:44:46.420
10 -	1:52.202	0.472	67.37	10:46:38.622
11 -	1:52.017	0.287	67.48	10:48:30.639

### P10 90 Bruce ROBINSON (M)

LAP	LAP TIME	DIFF	MPH	TIME OF DAY
1 -	2:01.938	10.544	61.99	10:29:46.543
2 -	1:54.016	2.622	66.30	10:31:40.559
3 -	1:54.092	2.698	66.26	10:33:34.651
4 -	1:52.460	1.066	67.22	10:35:27.111
5 -	1:51.801 (3)	0.407	67.62	10:37:18.912
<b>6 -</b>	<b>1:51.394 (1)</b>		<b>67.86</b>	<b>10:39:10.306</b>
7 -	1:51.548 (2)	0.154	67.77	10:41:01.854
8 -	1:54.569	3.175	65.98	10:42:56.423
9 -	1:51.866	0.472	67.58	10:44:48.289
10 -	1:52.366	0.972	67.28	10:46:40.655
11 -	1:51.838	0.444	67.59	10:48:32.493

### P11 52 Jack WILLMOTT

LAP	LAP TIME	DIFF	MPH	TIME OF DAY
1 -	2:00.145	8.223	62.92	10:29:44.750
2 -	1:56.989	5.067	64.62	10:31:41.739
3 -	1:53.630	1.708	66.53	10:33:35.369
4 -	1:52.865	0.943	66.98	10:35:28.234
5 -	1:52.332	0.410	67.30	10:37:20.566
<b>6 -</b>	<b>1:51.922 (1)</b>		<b>67.54</b>	<b>10:39:12.488</b>
7 -	1:52.000	0.078	67.50	10:41:04.488
8 -	1:52.982	1.060	66.91	10:42:57.470
9 -	1:52.106	0.184	67.43	10:44:49.576
10 -	1:51.958 (2)	0.036	67.52	10:46:41.534
11 -	1:51.990 (3)	0.068	67.50	10:48:33.524

### P12 66 Christina HOLLEY

LAP	LAP TIME	DIFF	MPH	TIME OF DAY
1 -	2:05.062	13.217	60.44	10:29:49.667
2 -	1:53.508	1.663	66.60	10:31:43.175
3 -	1:53.467	1.622	66.62	10:33:36.642
4 -	1:53.256	1.411	66.75	10:35:29.898
5 -	1:52.826	0.981	67.00	10:37:22.724
6 -	1:52.999	1.154	66.90	10:39:15.723
7 -	1:52.763 (3)	0.918	67.04	10:41:08.486
8 -	1:52.629 (2)	0.784	67.12	10:43:01.115
<b>9 -</b>	<b>1:51.845 (1)</b>		<b>67.59</b>	<b>10:44:52.960</b>
10 -	1:53.023	1.178	66.88	10:46:45.983
11 -	1:53.108	1.263	66.83	10:48:39.091

### P13 117 Michael CLOSE

LAP	LAP TIME	DIFF	MPH	TIME OF DAY
1 -	2:01.153	10.125	62.39	10:29:45.758
2 -	1:55.177	4.149	65.63	10:31:40.935
3 -	1:54.195	3.167	66.20	10:33:35.130
4 -	1:52.595	1.567	67.14	10:35:27.725
5 -	1:52.163	1.135	67.40	10:37:19.888
6 -	1:51.745 (3)	0.717	67.65	10:39:11.633
<b>7 -</b>	<b>1:51.028 (1)</b>		<b>68.09</b>	<b>10:41:02.661</b>
8 -	1:59.922	8.894	63.04	10:43:02.583
9 -	1:52.444	1.416	67.23	10:44:55.027
10 -	1:51.425 (2)	0.397	67.84	10:46:46.452
11 -	1:52.941	1.913	66.93	10:48:39.393

DIFF = Difference To Personal Best Lap

P14 45 Graham RUMSEY (M)				
LAP	LAP TIME	DIFF	MPH	TIME OF DAY
1 -	2:00.507	9.335	62.73	10:29:45.112
2 -	1:56.293	5.121	65.00	10:31:41.405
3 -	1:52.915	1.743	66.95	10:33:34.320
4 -	1:52.308 (3)	1.136	67.31	10:35:26.628
5 -	1:52.842	1.670	66.99	10:37:19.470
<b>6 -</b>	<b>1:51.172 (1)</b>		<b>68.00</b>	<b>10:39:10.642</b>
7 -	1:51.705 (2)	0.533	67.67	10:41:02.347
8 -	1:59.106	7.934	63.47	10:43:01.453
9 -	1:55.273	4.101	65.58	10:44:56.726
10 -	1:54.052	2.880	66.28	10:46:50.778
11 -	1:53.522	2.350	66.59	10:48:44.300

### P15 16 Neil MACGREGOR

LAP	LAP TIME	DIFF	MPH	TIME OF DAY
1 -	2:05.606	13.117	60.18	10:29:50.211
2 -	1:54.602	2.113	65.96	10:31:44.813
3 -	1:53.889	1.400	66.38	10:33:38.702
4 -	1:53.015	0.526	66.89	10:35:31.717
5 -	1:52.977 (3)	0.488	66.91	10:37:24.694
6 -	1:52.904 (2)	0.415	66.95	10:39:17.598
7 -	1:53.924	1.435	66.36	10:41:11.522
8 -	1:54.005	1.516	66.31	10:43:05.527
9 -	1:53.585	1.096	66.55	10:44:59.112
10 -	1:53.045	0.556	66.87	10:46:52.157
<b>11 -</b>	<b>1:52.489 (1)</b>		<b>67.20</b>	<b>10:48:44.646</b>

### P16 20 Christopher GINN (M)

LAP	LAP TIME	DIFF	MPH	TIME OF DAY
1 -	2:00.359	7.081	62.81	10:29:44.964
2 -	1:55.015	1.737	65.73	10:31:39.979
3 -	1:56.287	3.009	65.01	10:33:36.266
4 -	1:54.061	0.783	66.28	10:35:30.327
5 -	1:53.732 (2)	0.454	66.47	10:37:24.059
6 -	1:54.416	1.138	66.07	10:39:18.475
<b>7 -</b>	<b>1:53.278 (1)</b>		<b>66.73</b>	<b>10:41:11.753</b>
8 -	1:54.739	1.461	65.88	10:43:06.492
9 -	1:54.462	1.184	66.04	10:45:00.954
10 -	1:54.553	1.275	65.99	10:46:55.507
11 -	1:53.882 (3)	0.604	66.38	10:48:49.389

### P17 78 Richard BARTLETT (M)

LAP	LAP TIME	DIFF	MPH	TIME OF DAY
1 -	2:02.807	8.673	61.55	10:29:47.412
2 -	1:55.488	1.354	65.46	10:31:42.900
3 -	1:54.518 (2)	0.384	66.01	10:33:37.418
<b>4 -</b>	<b>1:54.134 (1)</b>		<b>66.23</b>	<b>10:35:31.552</b>
5 -	1:54.939	0.805	65.77	10:37:26.491
6 -	1:55.413	1.279	65.50	10:39:21.904
7 -	1:55.195	1.061	65.62	10:41:17.099
8 -	1:54.688 (3)	0.554	65.91	10:43:11.787
9 -	1:54.824	0.690	65.83	10:45:06.611
10 -	1:55.290	1.156	65.57	10:47:01.901
11 -	1:55.612	1.478	65.39	10:48:57.513

### P18 15 Rob MUGGLESTONE

LAP	LAP TIME	DIFF	MPH	TIME OF DAY
1 -	2:07.150	12.958	59.45	10:29:51.755
2 -	1:55.360	1.168	65.53	10:31:47.115

Anglesey International GP

Circuit Length = 2.1000 miles

Start: 10:27 Flag 10:47 End: 10:49

Weather / Track : Bright / Dry

# BRSCC Mazda MX-5 Championship 2B

## RACE 12 - LAP ANALYSIS

DIFF = Difference To Personal Best Lap

3 -	1:55.517	1.325	65.44	10:33:42.632
4 -	1:54.958	0.766	65.76	10:35:37.590
5 -	1:54.516	0.324	66.01	10:37:32.106
6 -	1:54.684	0.492	65.92	10:39:26.790
7 -	1:54.359 (2)	0.167	66.10	10:41:21.149
8 -	1:54.477	0.285	66.03	10:43:15.626
9 -	1:54.677	0.485	65.92	10:45:10.303
<b>10 -</b>	<b>1:54.192 (1)</b>		<b>66.20</b>	<b>10:47:04.495</b>
11 -	1:54.418 (3)	0.226	66.07	10:48:58.913

### P19 68 Ashley HEATH (M)

LAP	LAP TIME	DIFF	MPH	TIME OF DAY
1 -	2:04.495	10.535	60.72	10:29:49.100
2 -	2:06.156	12.196	59.92	10:31:55.256
3 -	1:55.468	1.508	65.47	10:33:50.724
4 -	1:54.851	0.891	65.82	10:35:45.575
5 -	1:54.184 (2)	0.224	66.20	10:37:39.759
<b>6 -</b>	<b>1:53.960 (1)</b>		<b>66.33</b>	<b>10:39:33.719</b>
7 -	1:54.468 (3)	0.508	66.04	10:41:28.187
8 -	1:55.440	1.480	65.48	10:43:23.627
9 -	1:54.602	0.642	65.96	10:45:18.229
10 -	1:55.207	1.247	65.62	10:47:13.436
11 -	1:56.215	2.255	65.05	10:49:09.651

### P20 312 Peter LANCASTER (M)

LAP	LAP TIME	DIFF	MPH	TIME OF DAY
1 -	2:04.916	9.796	60.52	10:29:49.521
2 -	1:58.159	3.039	63.98	10:31:47.680
3 -	1:56.856	1.736	64.69	10:33:44.536
4 -	1:55.897	0.777	65.23	10:35:40.433
5 -	1:56.216	1.096	65.05	10:37:36.649
6 -	1:56.668	1.548	64.79	10:39:33.317
7 -	1:56.777	1.657	64.73	10:41:30.094
8 -	1:55.370 (3)	0.250	65.52	10:43:25.464
9 -	1:55.175 (2)	0.055	65.63	10:45:20.639
<b>10 -</b>	<b>1:55.120 (1)</b>		<b>65.67</b>	<b>10:47:15.759</b>
11 -	1:55.737	0.617	65.32	10:49:11.496

### P21 534 Steve MOODY

LAP	LAP TIME	DIFF	MPH	TIME OF DAY
1 -	2:06.720	11.216	59.65	10:29:51.325
2 -	1:58.112	2.608	64.00	10:31:49.437
3 -	1:56.299	0.795	65.00	10:33:45.736
4 -	1:56.113	0.609	65.10	10:35:41.849
5 -	1:56.077	0.573	65.12	10:37:37.926
6 -	1:57.155	1.651	64.52	10:39:35.081
7 -	1:55.778	0.274	65.29	10:41:30.859
<b>8 -</b>	<b>1:55.504 (1)</b>		<b>65.45</b>	<b>10:43:26.363</b>
9 -	1:55.681 (2)	0.177	65.35	10:45:22.044
10 -	1:55.702 (3)	0.198	65.34	10:47:17.746
11 -	1:55.919	0.415	65.21	10:49:13.665

### P22 58 Dale WHITEMAN (M)

LAP	LAP TIME	DIFF	MPH	TIME OF DAY
1 -	2:07.584	12.239	59.25	10:29:52.189
2 -	1:57.799	2.454	64.17	10:31:49.988
3 -	1:56.510	1.165	64.88	10:33:46.498
4 -	1:55.943	0.598	65.20	10:35:42.441
5 -	1:56.261	0.916	65.02	10:37:38.702
6 -	1:56.769	1.424	64.74	10:39:35.471
7 -	1:56.401	1.056	64.94	10:41:31.872

DIFF = Difference To Personal Best Lap

<b>8 -</b>	<b>1:55.345 (1)</b>		<b>65.54</b>	<b>10:43:27.217</b>
9 -	1:55.448 (2)	0.103	65.48	10:45:22.665
10 -	1:55.705 (3)	0.360	65.33	10:47:18.370
11 -	1:55.742	0.397	65.31	10:49:14.112

### P23 85 Anthony PETTIGREW

LAP	LAP TIME	DIFF	MPH	TIME OF DAY
1 -	2:11.141	13.717	57.64	10:29:55.746
2 -	2:02.337	4.913	61.79	10:31:58.083
3 -	1:59.971	2.547	63.01	10:33:58.054
4 -	1:57.602	0.178	64.28	10:35:55.656
5 -	1:59.273	1.849	63.38	10:37:54.929
6 -	1:57.538 (3)	0.114	64.31	10:39:52.467
7 -	1:57.899	0.475	64.12	10:41:50.366
<b>8 -</b>	<b>1:57.424 (1)</b>		<b>64.38</b>	<b>10:43:47.790</b>
9 -	1:57.426 (2)	0.002	64.38	10:45:45.216
10 -	1:58.155	0.731	63.98	10:47:43.371
11 -	1:57.859	0.435	64.14	10:49:41.230

### P24 46 David RICKARDS (M)

LAP	LAP TIME	DIFF	MPH	TIME OF DAY
1 -	2:11.582	12.983	57.45	10:29:56.187
2 -	2:00.197	1.598	62.89	10:31:56.384
3 -	1:58.932	0.333	63.56	10:33:55.316
4 -	1:59.021	0.422	63.51	10:35:54.337
5 -	2:18.771	20.172	54.47	10:38:13.108
6 -	1:59.034	0.435	63.51	10:40:12.142
7 -	1:58.671 (2)	0.072	63.70	10:42:10.813
8 -	1:58.781 (3)	0.182	63.64	10:44:09.594
9 -	1:59.439	0.840	63.29	10:46:09.033
<b>10 -</b>	<b>1:58.599 (1)</b>		<b>63.74</b>	<b>10:48:07.632</b>

Weather / Track : Bright / Dry

# BRSCC Mazda MX-5 Championship 2B

## RACE 12 - STATISTICS

**Competitors Started** 24  
**Planned Start** 2019-06-09 @ 10:25:00.000  
**Actual Start** 2019-06-09 @ 10:27:44.604  
**Finish Time** 2019-06-09 @ 10:47:58.000  
**Track Length** 2.1000mi.  
**Total Laps** 263  
**Total Distance Covered** 552.3000mi.

### Session Fastest Lap History

NO	NAME	LAP TIME	TIME OF DAY	LAP	VEHICLE
41	Joe WIGGIN	<b>1:54.029</b>	10:29:38.670	1	Mazda MX-5 Mk1
41	Joe WIGGIN	<b>1:49.152</b>	10:31:27.823	2	Mazda MX-5 Mk1
41	Joe WIGGIN	<b>1:48.942</b>	10:33:16.764	3	Mazda MX-5 Mk1
41	Joe WIGGIN	<b>1:48.625</b>	10:35:05.389	4	Mazda MX-5 Mk1

### Session Leader History

NO	NAME	FROM LAP	LAPS LED	DISTANCE	VEHICLE
41	Joe WIGGIN	1	11	23.10 miles	Mazda MX-5 Mk1

### Flag History

TYPE	TIME OF DAY
GREEN	10:27:44.604
FINISH	10:47:58.000

### Flag Statistics

TYPE	COUNT	TOTAL LAPS	TOTAL TIME
Green	1	11	22:01.916
Red	0	0	0.000
Safety Car	0	0	0.000
FCY	0	0	0.000

**Weather / Track : Bright / Dry**

**These results are provisional until the conclusion of any judicial and technical matters.**

Anglesey International GP  
Circuit Length = 2.1000 miles  
Start: 10:27 Flag 10:47 End: 10:49

Clerk Of Course :		Timekeeper :
-------------------	--	--------------




# BRSCC Mazda MX-5 Championship 3A

## RACE 17 - GRID (20 minutes)

ROW 14	28	<b>60</b> Nick LE DOYEN (M)	27	<b>31</b> Bryn GRIFFITHS (M)
ROW 13	26	<b>96</b> Charles MUGGLESTONE	25	<b>23</b> Martin TOLLEY (M)
ROW 12	24	<b>41</b> Joe WIGGIN	23	<b>7</b> Adrian BURGE (M)
ROW 11	22	<b>74</b> Clive CHISNALL (M)	21	<b>32</b> Callum GREATREX
ROW 10	20	<b>40</b> Ben HANCY	19	<b>24</b> Oliver GRAHAM
ROW 9	18	<b>80</b> Alistair BRAY	17	<b>544</b> Jack MOODY
ROW 8	16	<b>30</b> Dave TURTON	15	<b>91</b> Tom SMITH
ROW 7	14	<b>29</b> Adam CRAIG	13	<b>55</b> Matt POLLARD
ROW 6	12	<b>54</b> Marcus BAILEY (M)	11	<b>81</b> Sebastian FISHER
ROW 5	10	<b>63</b> Oliver ALLWOOD	9	<b>72</b> Scott MANSELL
ROW 4	8	<b>8</b> Lewis CANNON	7	<b>93</b> Jack BREWER
ROW 3	6	<b>33</b> Jason GREATREX (M)	5	<b>77</b> Steve FODEN
ROW 2	4	<b>71</b> Ben SHORT	3	<b>5</b> John LANGRIDGE
ROW 1	2	<b>1</b> Will BLACKWELL-CHAMBERS	1	<b>4</b> Adam BESSELL

**Pole**




Anglesey International GP  
 Circuit Length = 2.1000 miles

These results are provisional until the conclusion of any judicial and technical matters.

Clerk Of Course :	Steward :	Timekeeper :
-------------------	-----------	--------------

# BRSCC Mazda MX-5 Championship 3B

## RACE 19 - GRID (20 minutes) - AMENDED v2

ROW 12	24	<b>21</b> Chris MOLLOY	23	<b>26</b> Charlie RAWLES	
ROW 11		22	<b>666</b> David WATERS	21	<b>46</b> David RICKARDS (M)
ROW 10	20	<b>85</b> Anthony PETTIGREW	19	<b>58</b> Dale WHITEMAN (M)	
ROW 9		18	<b>20</b> Christopher GINN (M)	17	<b>534</b> Steve MOODY
ROW 8	16	<b>312</b> Peter LANCASTER (M)	15	<b>68</b> Ashley HEATH (M)	
ROW 7		14	<b>15</b> Rob MUGGLESTONE	13	<b>78</b> Richard BARTLETT (M)
ROW 6	12	<b>16</b> Neil MACGREGOR	11	<b>45</b> Graham RUMSEY (M)	
ROW 5		10	<b>117</b> Michael CLOSE	9	<b>66</b> Christina HOLLEY
ROW 4	8	<b>52</b> Jack WILLMOTT	7	<b>67</b> Simon ORANGE (M)	
ROW 3		6	<b>90</b> Bruce ROBINSON (M)	5	<b>10</b> Thomas MALLET
ROW 2	4	<b>25</b> Ivan LEARY (M)	3	<b>37</b> Tim DORE (M)	
ROW 1		2	<b>61</b> Richard BAXTER	1	<b>82</b> Michael KNIBBS
<b>Pole</b>					
					

Anglesey International GP  
 Circuit Length = 2.1000 miles

**These results are provisional until the conclusion of any judicial and technical matters.**

Clerk Of Course :	Steward :	Timekeeper :

Results can be found at [www.tsl-timing.com](http://www.tsl-timing.com)

Printed - 14:40 Sunday, 09 June 2019

# BRSCC Mazda MX-5 Championship 3A

## RACE 17 - CLASSIFICATION - AMENDED

POS	NO	NAME	ENTRY	LAPS	TIME	GAP	DIFF	MPH	BEST	ON
1	1	Will BLACKWELL-CHAMBERS	Mazda MX-5 Mk1	11	20:09.290			68.76	1:49.090	2
2	4	Adam BESSELL	Mazda MX-5 Mk1	11	20:10.273	0.983	0.983	68.71	1:49.198	2
3	93	Jack BREWER	Mazda MX-5 Mk1	11	20:13.965	4.675	3.692	68.50	1:49.493	4
4	63	Oliver ALLWOOD	Mazda MX-5 Mk1	11	20:17.838	8.548	3.873	68.28	1:49.757	9
5	33	Jason GREATREX (M)	Mazda MX-5 Mk1	11	20:18.038	8.748	0.200	68.27	1:49.759	3
6	71	Ben SHORT	Mazda MX-5 Mk1	11	20:19.915	10.625	1.877	68.16	1:49.490	4
7	5	John LANGRIDGE	Mazda MX-5 Mk1	11	20:20.093	10.803	0.178	68.15	1:49.758	10
8	81	Sebastian FISHER	Mazda MX-5 Mk1	11	20:21.954	12.664	1.861	68.05	1:49.669	10
9	8*	Lewis CANNON	Mazda MX-5 Mk1	11	20:24.472	15.182	2.518	67.91	1:49.709	3
10	54	Marcus BAILEY (M)	Mazda MX-5 Mk1	11	20:24.596	15.306	0.124	67.90	1:50.109	8
11	55	Matt POLLARD	Mazda MX-5 Mk1	11	20:24.849	15.559	0.253	67.89	1:50.231	4
12	72	Scott MANSELL	Mazda MX-5 Mk1	11	20:25.594	16.304	0.745	67.85	1:50.295	4
13	41	Joe WIGGIN	Mazda MX-5 Mk1	11	20:26.358	17.068	0.764	67.81	1:50.076	3
14	29	Adam CRAIG	Mazda MX-5 Mk1	11	20:28.618	19.328	2.260	67.68	1:50.257	5
15	23	Martin TOLLEY (M)	Mazda MX-5 Mk1	11	20:35.403	26.113	6.785	67.31	1:50.406	4
16	91	Tom SMITH	Mazda MX-5 Mk1	11	20:35.706	26.416	0.303	67.29	1:50.734	7
17	30	Dave TURTON	Mazda MX-5 Mk1	11	20:35.914	26.624	0.208	67.28	1:50.496	5
18	32	Callum GREATREX	Mazda MX-5 Mk1	11	20:37.026	27.736	1.112	67.22	1:50.511	5
19	31	Bryn GRIFFITHS (M)	Mazda MX-5 Mk1	11	20:40.149	30.859	3.123	67.05	1:51.159	11
20	96	Charles MUGGLESTONE	Mazda MX-5 Mk1	11	20:42.268	32.978	2.119	66.94	1:51.131	9
21	40	Ben HANCY	Mazda MX-5 Mk1	11	20:42.730	33.440	0.462	66.91	1:51.290	7
22	24	Oliver GRAHAM	Mazda MX-5 Mk1	11	20:42.863	33.573	0.133	66.91	1:51.145	6
23	544	Jack MOODY	Mazda MX-5 Mk1	11	20:47.760	38.470	4.897	66.64	1:50.989	3
24	74	Clive CHISNALL (M)	Mazda MX-5 Mk1	11	20:48.396	39.106	0.636	66.61	1:51.918	4
25	60	Nick LE DOYEN (M)	Mazda MX-5 Mk1	11	20:49.414	40.124	1.018	66.55	1:51.398	6
26	7	Adrian BURGE (M)	Mazda MX-5 Mk1	11	20:49.741	40.451	0.327	66.54	1:52.022	8

### NOT CLASSIFIED

DNF	80	Alistair BRAY	Mazda MX-5 Mk1	8	15:05.305	3 Laps	3 Laps	66.80	1:50.477	3
DQ	77*	Steve FODEN	Mazda MX-5 Mk1	0						

### FASTEST LAP

1	Will BLACKWELL-CHAMBERS	Mazda MX-5 Mk1	2	1:49.090	69.30 mph	111.52 kph
---	-------------------------	----------------	---	----------	-----------	------------

\* Car 77 - Disqualified from race result - Clerk of Course Decision. Q 14.4.4. refers

\* Car 8 - 5 grid place penalty awarded for the driver's future race - Clerk of Course Decision. Q 14.4. refers

Weather / Track : Sunny / Dry

These results are provisional until the conclusion of any judicial and technical matters.

Anglesey International GP

Circuit Length = 2.1000 miles

Start: 13:46 Flag 14:06 End: 14:07

Clerk Of Course :	Steward :	Timekeeper :

# BRSCC Mazda MX-5 Championship 3A

## RACE 17 - LAP CHART

LAP 1 @ 13:48:40.241			LAP 2 @ 13:50:29.331			LAP 3 @ 13:52:18.628			LAP 4 @ 13:54:08.205			LAP 5 @ 13:55:57.849		
NO	BEHIND	LAP TIME	NO	BEHIND	LAP TIME	NO	BEHIND	LAP TIME	NO	BEHIND	LAP TIME	NO	BEHIND	LAP TIME
1		1:54.068	1		1:49.090	1		1:49.297	1		1:49.577	1		1:49.644
4	0.286	1:54.354	4	0.394	1:49.198	4	0.434	1:49.337	4	0.324	1:49.467	4	0.371	1:49.691
93	1.738	1:55.806	93	2.389	1:49.741	93	2.881	1:49.789	93	2.797	1:49.493	93	2.944	1:49.791
77	1.938	1:56.006	63	3.468	1:50.218	63	4.365	1:50.194	63	4.885	1:50.097	63	5.546	1:50.305
63	2.340	1:56.408	8	4.471	1:50.844	8	4.883	1:49.709	8	5.141	1:49.835	33	6.167	1:50.440
8	2.717	1:56.785	33	4.641	1:50.846	33	5.103	1:49.759	33	5.371	1:49.845	8	7.694	1:52.197
33	2.885	1:56.953	77	4.696	1:51.848	77	5.777	1:50.378	5	6.375	1:49.950	5	8.075	1:51.344
81	3.454	1:57.522	81	4.890	1:50.526	5	6.002	1:50.204	71	6.673	1:49.490	71	8.492	1:51.463
72	3.763	1:57.831	5	5.095	1:50.050	81	6.597	1:51.004	77	6.898	1:50.698	81	8.858	1:51.217
5	4.135	1:58.203	72	5.400	1:50.727	71	6.760	1:50.472	81	7.285	1:50.265	77	8.897	1:51.643
55	4.379	1:58.447	71	5.585	1:49.670	72	7.159	1:51.056	72	7.877	1:50.295	55	9.013	1:50.339
54	4.859	1:58.927	55	5.813	1:50.524	55	7.664	1:51.148	55	8.318	1:50.231	72	9.600	1:51.367
71	5.005	1:59.073	54	6.190	1:50.421	54	8.139	1:51.246	54	8.715	1:50.153	54	9.800	1:50.729
29	5.644	1:59.712	41	8.857	1:51.087	41	9.636	1:50.076	41	10.728	1:50.669	41	11.414	1:50.330
80	5.914	1:59.982	80	9.479	1:52.655	80	10.659	1:50.477	80	12.068	1:50.986	29	12.952	1:50.257
41	6.860	2:00.928	29	9.600	1:53.046	29	11.109	1:50.806	29	12.339	1:50.807	80	13.826	1:51.402
91	6.893	2:00.961	91	9.913	1:52.110	91	12.177	1:51.561	91	13.373	1:50.773	91	14.704	1:50.975
30	7.360	2:01.428	23	10.223	1:51.799	23	13.244	1:52.318	23	14.073	1:50.406	23	15.067	1:50.638
23	7.514	2:01.582	30	10.584	1:52.314	32	13.486	1:51.979	32	14.610	1:50.701	32	15.477	1:50.511
74	7.726	2:01.794	32	10.804	1:52.018	30	13.866	1:52.579	30	15.253	1:50.964	30	16.105	1:50.496
24	7.766	2:01.834	24	10.911	1:52.235	24	14.269	1:52.655	74	17.010	1:51.918	31	19.419	1:51.790
32	7.876	2:01.944	74	11.364	1:52.728	74	14.669	1:52.602	31	17.273	1:51.737	40	20.089	1:52.048
7	8.326	2:02.394	7	12.510	1:53.274	31	15.113	1:51.698	40	17.685	1:51.378	74	20.370	1:53.004
31	8.514	2:02.582	31	12.712	1:53.288	7	15.746	1:52.533	24	19.139	1:54.447	96	21.320	1:51.660
60	8.837	2:02.905	60	13.315	1:53.568	40	15.884	1:51.726	96	19.304	1:51.842	24	21.927	1:52.432
544	9.239	2:03.307	40	13.455	1:51.834	60	16.835	1:52.817	60	19.750	1:52.492	60	22.703	1:52.597
96	9.453	2:03.521	96	13.911	1:53.548	96	17.039	1:52.425	7	20.245	1:54.076	7	23.104	1:52.503
40	10.711	2:04.779	544	22.378	2:02.229	544	24.070	1:50.989	544	25.981	1:51.488	544	27.426	1:51.089

Weather / Track : Sunny / Dry

Anglesey International GP  
 Circuit Length = 2.1000 miles  
 Start: 13:46 Flag 14:06 End: 14:07

# BRSCC Mazda MX-5 Championship 3A

## RACE 17 - LAP CHART

LAP 6 @ 13:57:47.411			LAP 7 @ 13:59:36.967			LAP 8 @ 14:01:26.617			LAP 9 @ 14:03:16.289			LAP 10 @ 14:05:05.609		
NO	BEHIND	LAP TIME	NO	BEHIND	LAP TIME	NO	BEHIND	LAP TIME	NO	BEHIND	LAP TIME	NO	BEHIND	LAP TIME
1		1:49.562	1		1:49.556	1		1:49.650	1		1:49.672	1		1:49.320
4	0.502	1:49.693	4	0.501	1:49.555	4	0.621	1:49.770	4	0.673	1:49.724	4	1.176	1:49.823
93	3.469	1:50.087	93	3.664	1:49.751	93	3.880	1:49.866	93	4.057	1:49.849	93	4.493	1:49.756
63	6.280	1:50.296	63	6.516	1:49.792	63	6.872	1:50.006	63	6.957	1:49.757	63	7.531	1:49.894
33	6.547	1:49.942	33	6.800	1:49.809	33	7.122	1:49.972	33	7.309	1:49.859	33	7.971	1:49.982
5	8.624	1:50.111	5	9.118	1:50.050	71	9.375	1:49.525	71	9.506	1:49.803	71	9.950	1:49.764
8	9.002	1:50.870	71	9.500	1:50.014	5	9.652	1:50.184	5	10.038	1:50.058	5	10.476	1:49.758
71	9.042	1:50.112	8	10.308	1:50.862	77	11.522	1:50.370	77	11.810	1:49.960	77	12.303	1:49.813
81	9.238	1:49.942	81	10.441	1:50.759	81	12.034	1:51.243	81	12.318	1:49.956	81	12.667	1:49.669
77	10.463	1:51.128	77	10.802	1:49.895	8	12.169	1:51.511	8	13.237	1:50.740	8	14.104	1:50.187
55	10.889	1:51.438	55	11.663	1:50.330	54	12.605	1:50.109	54	13.418	1:50.485	54	14.413	1:50.315
54	11.247	1:51.009	54	12.146	1:50.455	55	13.138	1:51.125	55	13.957	1:50.491	55	15.019	1:50.382
72	11.866	1:51.828	72	12.624	1:50.314	72	13.621	1:50.647	72	14.346	1:50.397	72	15.382	1:50.356
41	12.284	1:50.432	41	13.181	1:50.453	41	13.940	1:50.409	41	14.852	1:50.584	41	16.060	1:50.528
29	13.710	1:50.320	29	14.661	1:50.507	29	15.519	1:50.508	29	16.941	1:51.094	29	18.600	1:50.979
91	16.148	1:51.006	91	17.326	1:50.734	23	19.000	1:50.849	23	20.442	1:51.114	23	23.556	1:52.434
23	16.375	1:50.870	23	17.801	1:50.982	91	19.255	1:51.579	91	21.143	1:51.560	30	23.904	1:51.805
32	16.768	1:50.853	30	18.364	1:50.679	30	19.597	1:50.883	30	21.419	1:51.494	91	24.148	1:52.325
80	16.946	1:52.682	32	18.720	1:51.508	32	20.506	1:51.436	32	22.092	1:51.258	32	24.860	1:52.088
30	17.241	1:50.698	80	19.493	1:52.103	80	24.861	1:55.018 P	40	27.432	1:51.627	31	29.554	1:51.210
31	21.506	1:51.649	31	23.503	1:51.553	40	25.477	1:51.458	31	27.664	1:51.461	40	30.284	1:52.172
40	21.935	1:51.408	40	23.669	1:51.290	31	25.875	1:52.022	96	28.230	1:51.131	96	30.849	1:51.939
74	22.948	1:52.140	96	25.189	1:51.662	96	26.771	1:51.232	24	29.011	1:51.410	24	31.619	1:51.928
96	23.083	1:51.325	24	25.487	1:51.533	24	27.273	1:51.436	74	32.052	1:52.146	74	35.840	1:53.108
24	23.510	1:51.145	74	26.580	1:53.188	74	29.578	1:52.648	60	33.026	1:52.754	544	36.277	1:51.744
60	24.539	1:51.398	60	26.884	1:51.901	60	29.944	1:52.710	544	33.853	1:51.095	60	37.055	1:53.349
7	26.248	1:52.706	7	29.052	1:52.360	7	31.424	1:52.022	7	34.114	1:52.362	7	37.587	1:52.793
544	29.456	1:51.592	544	31.055	1:51.155	544	32.430	1:51.025						

Weather / Track : Sunny / Dry

Anglesey International GP  
 Circuit Length = 2.1000 miles  
 Start: 13:46 Flag 14:06 End: 14:07

# BRSCC Mazda MX-5 Championship 3A

## RACE 17 - LAP CHART

**LAP 11 @ 14:06:55.463**

NO	BEHIND	LAP TIME
1		1:49.854
4	0.983	1:49.661
93	4.675	1:50.036
63	8.548	1:50.871
33	8.748	1:50.631
71	10.625	1:50.529
5	10.803	1:50.181
77	12.143	1:49.694
81	12.664	1:49.851
8	15.182	1:50.932
54	15.306	1:50.747
55	15.559	1:50.394
72	16.304	1:50.776
41	17.068	1:50.862
29	19.328	1:50.582
23	26.113	1:52.411
91	26.416	1:52.122
30	26.624	1:52.574
32	27.736	1:52.730
31	30.859	1:51.159
96	32.978	1:51.983
40	33.440	1:53.010
24	33.573	1:51.808
544	38.470	1:52.047
74	39.106	1:53.120
60	40.124	1:52.923
7	40.451	1:52.718

Weather / Track : Sunny / Dry

Results can be found at [www.tsl-timing.com](http://www.tsl-timing.com)

Page 3 of 3

Anglesey International GP  
Circuit Length = 2.1000 miles  
Start: 13:46 Flag 14:06 End: 14:07

Printed - 14:09 Sunday, 09 June 2019

# BRSCC Mazda MX-5 Championship 3A

## RACE 17 - LAP ANALYSIS

DIFF = Difference To Personal Best Lap

P1 1 Will BLACKWELL-CHAMBERS				
LAP	LAP TIME	DIFF	MPH	TIME OF DAY
1 -	1:54.068	4.978	66.27	13:48:40.241
2 -	<b>1:49.090 (1)</b>		<b>69.30</b>	<b>13:50:29.331</b>
3 -	1:49.297 (2)	0.207	69.16	13:52:18.628
4 -	1:49.577	0.487	68.99	13:54:08.205
5 -	1:49.644	0.554	68.95	13:55:57.849
6 -	1:49.562	0.472	69.00	13:57:47.411
7 -	1:49.556	0.466	69.00	13:59:36.967
8 -	1:49.650	0.560	68.94	14:01:26.617
9 -	1:49.672	0.582	68.93	14:03:16.289
10 -	1:49.320 (3)	0.230	69.15	14:05:05.609
11 -	1:49.854	0.764	68.81	14:06:55.463

P2 4 Adam BESSELL				
LAP	LAP TIME	DIFF	MPH	TIME OF DAY
1 -	1:54.354	5.156	66.11	13:48:40.527
2 -	<b>1:49.198 (1)</b>		<b>69.23</b>	<b>13:50:29.725</b>
3 -	1:49.337 (2)	0.139	69.14	13:52:19.062
4 -	1:49.467 (3)	0.269	69.06	13:54:08.529
5 -	1:49.691	0.493	68.92	13:55:58.220
6 -	1:49.693	0.495	68.91	13:57:47.913
7 -	1:49.555	0.357	69.00	13:59:37.468
8 -	1:49.770	0.572	68.87	14:01:27.238
9 -	1:49.724	0.526	68.90	14:03:16.962
10 -	1:49.823	0.625	68.83	14:05:06.785
11 -	1:49.661	0.463	68.93	14:06:56.446

P3 93 Jack BREWER				
LAP	LAP TIME	DIFF	MPH	TIME OF DAY
1 -	1:55.806	6.313	65.28	13:48:41.979
2 -	1:49.741 (2)	0.248	68.88	13:50:31.720
3 -	1:49.789	0.296	68.85	13:52:21.509
4 -	<b>1:49.493 (1)</b>		<b>69.04</b>	<b>13:54:11.002</b>
5 -	1:49.791	0.298	68.85	13:56:00.793
6 -	1:50.087	0.594	68.67	13:57:50.880
7 -	1:49.751 (3)	0.258	68.88	13:59:40.631
8 -	1:49.866	0.373	68.81	14:01:30.497
9 -	1:49.849	0.356	68.82	14:03:20.346
10 -	1:49.756	0.263	68.88	14:05:10.102
11 -	1:50.036	0.543	68.70	14:07:00.138

P4 63 Oliver ALLWOOD				
LAP	LAP TIME	DIFF	MPH	TIME OF DAY
1 -	1:56.408	6.651	64.94	13:48:42.581
2 -	1:50.218	0.461	68.59	13:50:32.799
3 -	1:50.194	0.437	68.60	13:52:22.993
4 -	1:50.097	0.340	68.66	13:54:13.090
5 -	1:50.305	0.548	68.53	13:56:03.395
6 -	1:50.296	0.539	68.54	13:57:53.691
7 -	1:49.792 (2)	0.035	68.85	13:59:43.483
8 -	1:50.006	0.249	68.72	14:01:33.489
9 -	<b>1:49.757 (1)</b>		<b>68.87</b>	<b>14:03:23.246</b>
10 -	1:49.894 (3)	0.137	68.79	14:05:13.140
11 -	1:50.871	1.114	68.18	14:07:04.011

P5 33 Jason GREATREX (M)				
LAP	LAP TIME	DIFF	MPH	TIME OF DAY
1 -	1:56.953	7.194	64.64	13:48:43.126
2 -	1:50.846	1.087	68.20	13:50:33.972

DIFF = Difference To Personal Best Lap

3 -	<b>1:49.759 (1)</b>		<b>68.87</b>	<b>13:52:23.731</b>
4 -	1:49.845 (3)	0.086	68.82	13:54:13.576
5 -	1:50.440	0.681	68.45	13:56:04.016
6 -	1:49.942	0.183	68.76	13:57:53.958
7 -	1:49.809 (2)	0.050	68.84	13:59:43.767
8 -	1:49.972	0.213	68.74	14:01:33.739
9 -	1:49.859	0.100	68.81	14:03:23.598
10 -	1:49.982	0.223	68.73	14:05:13.580
11 -	1:50.631	0.872	68.33	14:07:04.211

P6 71 Ben SHORT				
LAP	LAP TIME	DIFF	MPH	TIME OF DAY
1 -	1:59.073	9.583	63.49	13:48:45.246
2 -	1:49.670 (3)	0.180	68.93	13:50:34.916
3 -	1:50.472	0.982	68.43	13:52:25.388
4 -	<b>1:49.490 (1)</b>		<b>69.04</b>	<b>13:54:14.878</b>
5 -	1:51.463	1.973	67.82	13:56:06.341
6 -	1:50.112	0.622	68.65	13:57:56.453
7 -	1:50.014	0.524	68.71	13:59:46.467
8 -	1:49.525 (2)	0.035	69.02	14:01:35.992
9 -	1:49.803	0.313	68.85	14:03:25.795
10 -	1:49.764	0.274	68.87	14:05:15.559
11 -	1:50.529	1.039	68.39	14:07:06.088

P7 5 John LANGRIDGE				
LAP	LAP TIME	DIFF	MPH	TIME OF DAY
1 -	1:58.203	8.445	63.95	13:48:44.376
2 -	1:50.050 (3)	0.292	68.69	13:50:34.426
3 -	1:50.204	0.446	68.60	13:52:24.630
4 -	1:49.950 (2)	0.192	68.75	13:54:14.580
5 -	1:51.344	1.586	67.89	13:56:05.924
6 -	1:50.111	0.353	68.65	13:57:56.035
7 -	1:50.050 (3)	0.292	68.69	13:59:46.085
8 -	1:50.184	0.426	68.61	14:01:36.269
9 -	1:50.058	0.300	68.69	14:03:26.327
10 -	<b>1:49.758 (1)</b>		<b>68.87</b>	<b>14:05:16.085</b>
11 -	1:50.181	0.423	68.61	14:07:06.266

P8 77 Steve FODEN				
LAP	LAP TIME	DIFF	MPH	TIME OF DAY
1 -	1:56.006	6.312	65.16	13:48:42.179
2 -	1:51.848	2.154	67.59	13:50:34.027
3 -	1:50.378	0.684	68.49	13:52:24.405
4 -	1:50.698	1.004	68.29	13:54:15.103
5 -	1:51.643	1.949	67.71	13:56:06.746
6 -	1:51.128	1.434	68.02	13:57:57.874
7 -	1:49.895 (3)	0.201	68.79	13:59:47.769
8 -	1:50.370	0.676	68.49	14:01:38.139
9 -	1:49.960	0.266	68.75	14:03:28.099
10 -	1:49.813 (2)	0.119	68.84	14:05:17.912
11 -	<b>1:49.694 (1)</b>		<b>68.91</b>	<b>14:07:07.606</b>

P9 81 Sebastian FISHER				
LAP	LAP TIME	DIFF	MPH	TIME OF DAY
1 -	1:57.522	7.853	64.32	13:48:43.695
2 -	1:50.526	0.857	68.40	13:50:34.221
3 -	1:51.004	1.335	68.10	13:52:25.225
4 -	1:50.265	0.596	68.56	13:54:15.490
5 -	1:51.217	1.548	67.97	13:56:06.707
6 -	1:49.942 (3)	0.273	68.76	13:57:56.649
7 -	1:50.759	1.090	68.25	13:59:47.408

Anglesey International GP

Circuit Length = 2.1000 miles

Start: 13:46 Flag 14:06 End: 14:07

Weather / Track : Sunny / Dry

# BRSCC Mazda MX-5 Championship 3A

## RACE 17 - LAP ANALYSIS

DIFF = Difference To Personal Best Lap

8 -	1:51.243	1.574	67.95	14:01:38.651
9 -	1:49.956	0.287	68.75	14:03:28.607
<b>10 -</b>	<b>1:49.669 (1)</b>		<b>68.93</b>	<b>14:05:18.276</b>
11 -	1:49.851 (2)	0.182	68.82	14:07:08.127

### P10 8 Lewis CANNON

LAP	LAP TIME	DIFF	MPH	TIME OF DAY
1 -	1:56.785	7.076	64.73	13:48:42.958
2 -	1:50.844	1.135	68.20	13:50:33.802
<b>3 -</b>	<b>1:49.709 (1)</b>		<b>68.90</b>	<b>13:52:23.511</b>
4 -	1:49.835 (2)	0.126	68.83	13:54:13.346
5 -	1:52.197	2.488	67.38	13:56:05.543
6 -	1:50.870	1.161	68.18	13:57:56.413
7 -	1:50.862	1.153	68.19	13:59:47.275
8 -	1:51.511	1.802	67.79	14:01:38.786
9 -	1:50.740	1.031	68.26	14:03:29.526
10 -	1:50.187 (3)	0.478	68.61	14:05:19.713
11 -	1:50.932	1.223	68.14	14:07:10.645

### P11 54 Marcus BAILEY (M)

LAP	LAP TIME	DIFF	MPH	TIME OF DAY
1 -	1:58.927	8.818	63.56	13:48:45.100
2 -	1:50.421	0.312	68.46	13:50:35.521
3 -	1:51.246	1.137	67.95	13:52:26.767
4 -	1:50.153 (2)	0.044	68.63	13:54:16.920
5 -	1:50.729	0.620	68.27	13:56:07.649
6 -	1:51.009	0.900	68.10	13:57:58.658
7 -	1:50.455	0.346	68.44	13:59:49.113
<b>8 -</b>	<b>1:50.109 (1)</b>		<b>68.65</b>	<b>14:01:39.222</b>
9 -	1:50.485	0.376	68.42	14:03:29.707
10 -	1:50.315 (3)	0.206	68.53	14:05:20.022
11 -	1:50.747	0.638	68.26	14:07:10.769

### P12 55 Matt POLLARD

LAP	LAP TIME	DIFF	MPH	TIME OF DAY
1 -	1:58.447	8.216	63.82	13:48:44.620
2 -	1:50.524	0.293	68.40	13:50:35.144
3 -	1:51.148	0.917	68.01	13:52:26.292
<b>4 -</b>	<b>1:50.231 (1)</b>		<b>68.58</b>	<b>13:54:16.523</b>
5 -	1:50.339 (3)	0.108	68.51	13:56:06.862
6 -	1:51.438	1.207	67.84	13:57:58.300
7 -	1:50.330 (2)	0.099	68.52	13:59:48.630
8 -	1:51.125	0.894	68.03	14:01:39.755
9 -	1:50.491	0.260	68.42	14:03:30.246
10 -	1:50.382	0.151	68.48	14:05:20.628
11 -	1:50.394	0.163	68.48	14:07:11.022

### P13 72 Scott MANSELL

LAP	LAP TIME	DIFF	MPH	TIME OF DAY
1 -	1:57.831	7.536	64.15	13:48:44.004
2 -	1:50.727	0.432	68.27	13:50:34.731
3 -	1:51.056	0.761	68.07	13:52:25.787
<b>4 -</b>	<b>1:50.295 (1)</b>		<b>68.54</b>	<b>13:54:16.082</b>
5 -	1:51.367	1.072	67.88	13:56:07.449
6 -	1:51.828	1.533	67.60	13:57:59.277
7 -	1:50.314 (2)	0.019	68.53	13:59:49.591
8 -	1:50.647	0.352	68.32	14:01:40.238
9 -	1:50.397	0.102	68.48	14:03:30.635
10 -	1:50.356 (3)	0.061	68.50	14:05:20.991
11 -	1:50.776	0.481	68.24	14:07:11.767

DIFF = Difference To Personal Best Lap

P14 41 Joe WIGGIN				
LAP	LAP TIME	DIFF	MPH	TIME OF DAY
1 -	2:00.928	10.852	62.51	13:48:47.101
2 -	1:51.087	1.011	68.05	13:50:38.188
<b>3 -</b>	<b>1:50.076 (1)</b>		<b>68.67</b>	<b>13:52:28.264</b>
4 -	1:50.669	0.593	68.31	13:54:18.933
5 -	1:50.330 (2)	0.254	68.52	13:56:09.263
6 -	1:50.432	0.356	68.45	13:57:59.695
7 -	1:50.453	0.377	68.44	13:59:50.148
8 -	1:50.409 (3)	0.333	68.47	14:01:40.557
9 -	1:50.584	0.508	68.36	14:03:31.141
10 -	1:50.528	0.452	68.39	14:05:21.669
11 -	1:50.862	0.786	68.19	14:07:12.531

### P15 29 Adam CRAIG

LAP	LAP TIME	DIFF	MPH	TIME OF DAY
1 -	1:59.712	9.455	63.15	13:48:45.885
2 -	1:53.046	2.789	66.87	13:50:38.931
3 -	1:50.806	0.549	68.22	13:52:29.737
4 -	1:50.807	0.550	68.22	13:54:20.544
<b>5 -</b>	<b>1:50.257 (1)</b>		<b>68.56</b>	<b>13:56:10.801</b>
6 -	1:50.320 (2)	0.063	68.52	13:58:01.121
7 -	1:50.507 (3)	0.250	68.41	13:59:51.628
8 -	1:50.508	0.251	68.41	14:01:42.136
9 -	1:51.094	0.837	68.05	14:03:33.230
10 -	1:50.979	0.722	68.12	14:05:24.209
11 -	1:50.582	0.325	68.36	14:07:14.791

### P16 23 Martin TOLLEY (M)

LAP	LAP TIME	DIFF	MPH	TIME OF DAY
1 -	2:01.582	11.176	62.18	13:48:47.755
2 -	1:51.799	1.393	67.62	13:50:39.554
3 -	1:52.318	1.912	67.30	13:52:31.872
<b>4 -</b>	<b>1:50.406 (1)</b>		<b>68.47</b>	<b>13:54:22.278</b>
5 -	1:50.638 (2)	0.232	68.33	13:56:12.916
6 -	1:50.870	0.464	68.18	13:58:03.786
7 -	1:50.982	0.576	68.11	13:59:54.768
8 -	1:50.849 (3)	0.443	68.20	14:01:45.617
9 -	1:51.114	0.708	68.03	14:03:36.731
10 -	1:52.434	2.028	67.23	14:05:29.165
11 -	1:52.411	2.005	67.25	14:07:21.576

### P17 91 Tom SMITH

LAP	LAP TIME	DIFF	MPH	TIME OF DAY
1 -	2:00.961	10.227	62.49	13:48:47.134
2 -	1:52.110	1.376	67.43	13:50:39.244
3 -	1:51.561	0.827	67.76	13:52:30.805
4 -	1:50.773 (2)	0.039	68.24	13:54:21.578
5 -	1:50.975 (3)	0.241	68.12	13:56:12.553
6 -	1:51.006	0.272	68.10	13:58:03.559
<b>7 -</b>	<b>1:50.734 (1)</b>		<b>68.27</b>	<b>13:59:54.293</b>
8 -	1:51.579	0.845	67.75	14:01:45.872
9 -	1:51.560	0.826	67.76	14:03:37.432
10 -	1:52.325	1.591	67.30	14:05:29.757
11 -	1:52.122	1.388	67.42	14:07:21.879

### P18 30 Dave TURTON

LAP	LAP TIME	DIFF	MPH	TIME OF DAY
1 -	2:01.428	10.932	62.25	13:48:47.601
2 -	1:52.314	1.818	67.31	13:50:39.915

Anglesey International GP  
 Circuit Length = 2.1000 miles  
 Start: 13:46 Flag 14:06 End: 14:07

Weather / Track : Sunny / Dry



# BRSCC Mazda MX-5 Championship 3A

## RACE 17 - LAP ANALYSIS

DIFF = Difference To Personal Best Lap

3 -	1:52.579	2.083	67.15	13:52:32.494
4 -	1:50.964	0.468	68.13	13:54:23.458
<b>5 -</b>	<b>1:50.496 (1)</b>		<b>68.41</b>	<b>13:56:13.954</b>
6 -	1:50.698 (3)	0.202	68.29	13:58:04.652
7 -	1:50.679 (2)	0.183	68.30	13:59:55.331
8 -	1:50.883	0.387	68.17	14:01:46.214
9 -	1:51.494	0.998	67.80	14:03:37.708
10 -	1:51.805	1.309	67.61	14:05:29.513
11 -	1:52.574	2.078	67.15	14:07:22.087

### P19 32 Callum GREATREX

LAP	LAP TIME	DIFF	MPH	TIME OF DAY
1 -	2:01.944	11.433	61.99	13:48:48.117
2 -	1:52.018	1.507	67.48	13:50:40.135
3 -	1:51.979	1.468	67.51	13:52:32.114
4 -	1:50.701 (2)	0.190	68.29	13:54:22.815
<b>5 -</b>	<b>1:50.511 (1)</b>		<b>68.40</b>	<b>13:56:13.326</b>
6 -	1:50.853 (3)	0.342	68.19	13:58:04.179
7 -	1:51.508	0.997	67.79	13:59:55.687
8 -	1:51.436	0.925	67.84	14:01:47.123
9 -	1:51.258	0.747	67.95	14:03:38.381
10 -	1:52.088	1.577	67.44	14:05:30.469
11 -	1:52.730	2.219	67.06	14:07:23.199

### P20 31 Bryn GRIFFITHS (M)

LAP	LAP TIME	DIFF	MPH	TIME OF DAY
1 -	2:02.582	11.423	61.67	13:48:48.755
2 -	1:53.288	2.129	66.73	13:50:42.043
3 -	1:51.698	0.539	67.68	13:52:33.741
4 -	1:51.737	0.578	67.65	13:54:25.478
5 -	1:51.790	0.631	67.62	13:56:17.268
6 -	1:51.649	0.490	67.71	13:58:08.917
7 -	1:51.553	0.394	67.77	14:00:00.470
8 -	1:52.022	0.863	67.48	14:01:52.492
9 -	1:51.461 (3)	0.302	67.82	14:03:43.953
10 -	1:51.210 (2)	0.051	67.97	14:05:35.163
<b>11 -</b>	<b>1:51.159 (1)</b>		<b>68.01</b>	<b>14:07:26.322</b>

### P21 96 Charles MUGGLESTONE

LAP	LAP TIME	DIFF	MPH	TIME OF DAY
1 -	2:03.521	12.390	61.20	13:48:49.694
2 -	1:53.548	2.417	66.57	13:50:43.242
3 -	1:52.425	1.294	67.24	13:52:35.667
4 -	1:51.842	0.711	67.59	13:54:27.509
5 -	1:51.660	0.529	67.70	13:56:19.169
6 -	1:51.325 (3)	0.194	67.90	13:58:10.494
7 -	1:51.662	0.531	67.70	14:00:02.156
8 -	1:51.232 (2)	0.101	67.96	14:01:53.388
<b>9 -</b>	<b>1:51.131 (1)</b>		<b>68.02</b>	<b>14:03:44.519</b>
10 -	1:51.939	0.808	67.53	14:05:36.458
11 -	1:51.983	0.852	67.51	14:07:28.441

### P22 40 Ben HANCY

LAP	LAP TIME	DIFF	MPH	TIME OF DAY
1 -	2:04.779	13.489	60.58	13:48:50.952
2 -	1:51.834	0.544	67.60	13:50:42.786
3 -	1:51.726	0.436	67.66	13:52:34.512
4 -	1:51.378 (2)	0.088	67.87	13:54:25.890
5 -	1:52.048	0.758	67.47	13:56:17.938
6 -	1:51.408 (3)	0.118	67.85	13:58:09.346
<b>7 -</b>	<b>1:51.290 (1)</b>		<b>67.93</b>	<b>14:00:00.636</b>

DIFF = Difference To Personal Best Lap

8 -	1:51.458	0.168	67.82	14:01:52.094
9 -	1:51.627	0.337	67.72	14:03:43.721
10 -	1:52.172	0.882	67.39	14:05:35.893
11 -	1:53.010	1.720	66.89	14:07:28.903

### P23 24 Oliver GRAHAM

LAP	LAP TIME	DIFF	MPH	TIME OF DAY
1 -	2:01.834	10.689	62.05	13:48:48.007
2 -	1:52.235	1.090	67.35	13:50:40.242
3 -	1:52.655	1.510	67.10	13:52:32.897
4 -	1:54.447	3.302	66.05	13:54:27.344
5 -	1:52.432	1.287	67.24	13:56:19.776
<b>6 -</b>	<b>1:51.145 (1)</b>		<b>68.01</b>	<b>13:58:10.921</b>
7 -	1:51.533	0.388	67.78	14:00:02.454
8 -	1:51.436 (3)	0.291	67.84	14:01:53.890
9 -	1:51.410 (2)	0.265	67.85	14:03:45.300
10 -	1:51.928	0.783	67.54	14:05:37.228
11 -	1:51.808	0.663	67.61	14:07:29.036

### P24 544 Jack MOODY

LAP	LAP TIME	DIFF	MPH	TIME OF DAY
1 -	2:03.307	12.318	61.31	13:48:49.480
2 -	2:02.229	11.240	61.85	13:50:51.709
<b>3 -</b>	<b>1:50.989 (1)</b>		<b>68.11</b>	<b>13:52:42.698</b>
4 -	1:51.488	0.499	67.80	13:54:34.186
5 -	1:51.089 (3)	0.100	68.05	13:56:25.275
6 -	1:51.592	0.603	67.74	13:58:16.867
7 -	1:51.155	0.166	68.01	14:00:08.022
8 -	1:51.025 (2)	0.036	68.09	14:01:59.047
9 -	1:51.095	0.106	68.04	14:03:50.142
10 -	1:51.744	0.755	67.65	14:05:41.886
11 -	1:52.047	1.058	67.47	14:07:33.933

### P25 74 Clive CHISNALL (M)

LAP	LAP TIME	DIFF	MPH	TIME OF DAY
1 -	2:01.794	9.876	62.07	13:48:47.967
2 -	1:52.728	0.810	67.06	13:50:40.695
3 -	1:52.602	0.684	67.13	13:52:33.297
<b>4 -</b>	<b>1:51.918 (1)</b>		<b>67.54</b>	<b>13:54:25.215</b>
5 -	1:53.004	1.086	66.90	13:56:18.219
6 -	1:52.140 (2)	0.222	67.41	13:58:10.359
7 -	1:53.188	1.270	66.79	14:00:03.547
8 -	1:52.648	0.730	67.11	14:01:56.195
9 -	1:52.146 (3)	0.228	67.41	14:03:48.341
10 -	1:53.108	1.190	66.83	14:05:41.449
11 -	1:53.120	1.202	66.83	14:07:34.569

### P26 60 Nick LE DOYEN (M)

LAP	LAP TIME	DIFF	MPH	TIME OF DAY
1 -	2:02.905	11.507	61.51	13:48:49.078
2 -	1:53.568	2.170	66.56	13:50:42.646
3 -	1:52.817	1.419	67.01	13:52:35.463
4 -	1:52.492 (3)	1.094	67.20	13:54:27.955
5 -	1:52.597	1.199	67.14	13:56:20.552
<b>6 -</b>	<b>1:51.398 (1)</b>		<b>67.86</b>	<b>13:58:11.950</b>
7 -	1:51.901 (2)	0.503	67.55	14:00:03.851
8 -	1:52.710	1.312	67.07	14:01:56.561
9 -	1:52.754	1.356	67.04	14:03:49.315
10 -	1:53.349	1.951	66.69	14:05:42.664
11 -	1:52.923	1.525	66.94	14:07:35.587

Weather / Track : Sunny / Dry

Anglesey International GP

Circuit Length = 2.1000 miles

Start: 13:46 Flag 14:06 End: 14:07

# BRSCC Mazda MX-5 Championship 3A

## RACE 17 - LAP ANALYSIS

DIFF = Difference To Personal Best Lap

<b>P27 7 Adrian BURGE (M)</b>				
LAP	LAP TIME	DIFF	MPH	TIME OF DAY
1 -	2:02.394	10.372	61.76	13:48:48.567
2 -	1:53.274	1.252	66.74	13:50:41.841
3 -	1:52.533	0.511	67.18	13:52:34.374
4 -	1:54.076	2.054	66.27	13:54:28.450
5 -	1:52.503	0.481	67.19	13:56:20.953
6 -	1:52.706	0.684	67.07	13:58:13.659
7 -	1:52.360 <b>(2)</b>	0.338	67.28	14:00:06.019
<b>8 -</b>	<b>1:52.022 (1)</b>		<b>67.48</b>	<b>14:01:58.041</b>
9 -	1:52.362 <b>(3)</b>	0.340	67.28	14:03:50.403
10 -	1:52.793	0.771	67.02	14:05:43.196
11 -	1:52.718	0.696	67.07	14:07:35.914

<b>P28 80 Alistair BRAY</b>				
LAP	LAP TIME	DIFF	MPH	TIME OF DAY
1 -	1:59.982	9.505	63.00	13:48:46.155
2 -	1:52.655	2.178	67.10	13:50:38.810
<b>3 -</b>	<b>1:50.477 (1)</b>		<b>68.43</b>	<b>13:52:29.287</b>
4 -	1:50.986 <b>(2)</b>	0.509	68.11	13:54:20.273
5 -	1:51.402 <b>(3)</b>	0.925	67.86	13:56:11.675
6 -	1:52.682	2.205	67.09	13:58:04.357
7 -	1:52.103	1.626	67.43	13:59:56.460
8 -	1:55.018 <b>P</b>	4.541	65.72	14:01:51.478

# BRSCC Mazda MX-5 Championship 3A

## RACE 17 - STATISTICS

**Competitors Started** 28  
**Planned Start** 2019-06-09 @ 13:35:00.000  
**Actual Start** 2019-06-09 @ 13:46:46.172  
**Finish Time** 2019-06-09 @ 14:06:54.696  
**Track Length** 2.1000mi.  
**Total Laps** 305  
**Total Distance Covered** 640.5000mi.

### Session Fastest Lap History

NO	NAME	LAP TIME	TIME OF DAY	LAP	VEHICLE
1	Will BLACKWELL-CHAMBERS	1:54.068	13:48:40.275	1	Mazda MX-5 Mk1
1	Will BLACKWELL-CHAMBERS	1:49.090	13:50:29.365	2	Mazda MX-5 Mk1

### Session Leader History

NO	NAME	FROM LAP	LAPS LED	DISTANCE	VEHICLE
1	Will BLACKWELL-CHAMBERS	1	11	23.10 miles	Mazda MX-5 Mk1

### Flag History

TYPE	TIME OF DAY
GREEN	13:46:46.172
FINISH	14:06:54.696

### Flag Statistics

TYPE	COUNT	TOTAL LAPS	TOTAL TIME
Green	1	11	21:10.616
Red	0	0	0.000
Safety Car	0	0	0.000
FCY	0	0	0.000

Weather / Track : Sunny / Dry

These results are provisional until the conclusion of any judicial and technical matters.

Anglesey International GP  
Circuit Length = 2.1000 miles  
Start: 13:46 Flag 14:06 End: 14:07

Clerk Of Course :		Timekeeper :
-------------------	--	--------------

## BRSCC Mazda MX-5 Championship 3B

### RACE 19 - CLASSIFICATION - AMENDED

POS	NO	NAME	ENTRY	LAPS	TIME	GAP	DIFF	MPH	BEST	ON
1	61	Richard BAXTER	Mazda MX-5 Mk1	11	20:32.111			67.49	<b>1:50.809</b>	11
2	67	Simon ORANGE (M)	Mazda MX-5 Mk1	11	20:36.027	<b>3.916</b>	3.916	67.28	<b>1:50.934</b>	6
3	82	Michael KNIBBS	Mazda MX-5 Mk1	11	20:36.366	<b>4.255</b>	0.339	67.26	<b>1:51.152</b>	2
4	52	Jack WILLMOTT	Mazda MX-5 Mk1	11	20:51.727	<b>19.616</b>	15.361	66.43	<b>1:51.573</b>	4
5	26	Charlie RAWLES	Mazda MX-5 Mk1	11	20:52.022	<b>19.911</b>	0.295	66.42	<b>1:51.763</b>	8
6	25	Ivan LEARY (M)	Mazda MX-5 Mk1	11	20:52.586	<b>20.475</b>	0.564	66.39	<b>1:52.566</b>	4
7	90	Bruce ROBINSON (M)	Mazda MX-5 Mk1	11	20:53.257	<b>21.146</b>	0.671	66.35	<b>1:52.210</b>	3
8	117	Michael CLOSE	Mazda MX-5 Mk1	11	20:56.502	<b>24.391</b>	3.245	66.18	<b>1:52.326</b>	10
9	37	Tim DORE (M)	Mazda MX-5 Mk1	11	20:56.772	<b>24.661</b>	0.270	66.16	<b>1:51.831</b>	3
10	66	Christina HOLLEY	Mazda MX-5 Mk1	11	20:58.913	<b>26.802</b>	2.141	66.05	<b>1:52.650</b>	4
11	10	Thomas MALLETT	Mazda MX-5	11	21:00.294	<b>28.183</b>	1.381	65.98	<b>1:52.939</b>	10
12	16	Neil MACGREGOR	Mazda MX-5 Mk1	11	21:00.732	<b>28.621</b>	0.438	65.96	<b>1:52.710</b>	10
13	45*	Graham RUMSEY (M)	Mazda MX-5 Mk1	11	21:05.616	<b>33.505</b>	4.884	65.70	<b>1:52.563</b>	4
14	20	Christopher GINN (M)	Mazda MX-5 Mk1	11	21:09.356	<b>37.245</b>	3.740	65.51	<b>1:53.728</b>	5
15	68	Ashley HEATH (M)	Mazda MX-5 Mk1	11	21:15.473	<b>43.362</b>	6.117	65.19	<b>1:53.796</b>	10
16	78	Richard BARTLETT (M)	Mazda MX-5 Mk1	11	21:16.387	<b>44.276</b>	0.914	65.15	<b>1:54.345</b>	6
17	312	Peter LANCASTER (M)	Mazda MX-5 Mk1	11	21:17.371	<b>45.260</b>	0.984	65.10	<b>1:54.323</b>	6
18	21	Chris MOLLOY	Mazda MX-5 Mk1	11	21:18.009	<b>45.898</b>	0.638	65.06	<b>1:54.338</b>	10
19	15	Rob MUGGLESTONE	Mazda MX-5 Mk1	11	21:18.604	<b>46.493</b>	0.595	65.03	<b>1:54.378</b>	7
20	534	Steve MOODY	Mazda MX-5 Mk1	11	21:47.612	<b>1:15.501</b>	29.008	63.59	<b>1:56.873</b>	3
21	58	Dale WHITEMAN (M)	Mazda MX-5 Mk1	11	21:47.920	<b>1:15.809</b>	0.308	63.58	<b>1:56.974</b>	11
22	85	Anthony PETTIGREW	Mazda MX-5 Mk1	11	21:49.847	<b>1:17.736</b>	1.927	63.48	<b>1:56.000</b>	11
23	46	David RICKARDS (M)	Mazda MX-5 Mk1	11	22:14.010	<b>1:41.899</b>	24.163	62.33	<b>1:59.205</b>	8

NOT CLASSIFIED

DNF	666	David WATERS	Mazda MX-5 Mk1	1	3:51.815	<b>10 Laps</b>	10 Laps	32.61
-----	-----	--------------	----------------	---	----------	----------------	---------	-------

FASTEST LAP

61	Richard BAXTER	Mazda MX-5 Mk1	11	1:50.809	68.22 mph	109.79 kph
----	----------------	----------------	----	----------	-----------	------------

\* Car 45 - 5 grid penalty applied at driver's future race - Clerk of Course Decision - Q 14.4.4 refers

Weather / Track : Sunny / Dry

These results are provisional until the conclusion of any judicial and technical matters.

Anglesey International GP

Circuit Length = 2.1000 miles

Start: 14:51 Flag 15:12 End: 15:13

Clerk Of Course :	Steward :	Timekeeper :
-------------------	-----------	--------------

Results can be found at [www.tsl-timing.com](http://www.tsl-timing.com)

Printed - 16:54 Sunday, 09 June 2019

# BRSCC Mazda MX-5 Championship 3B

## RACE 19 - LAP CHART

LAP 1 @ 14:53:37.299			LAP 2 @ 14:55:28.451			LAP 3 @ 14:57:19.747			LAP 4 @ 14:59:11.391			LAP 5 @ 15:01:03.687		
NO	BEHIND	LAP TIME	NO	BEHIND	LAP TIME	NO	BEHIND	LAP TIME	NO	BEHIND	LAP TIME	NO	BEHIND	LAP TIME
82		1:57.661	82		1:51.152	82		1:51.296	82		1:51.644	82		1:52.296
61	0.348	1:58.009	61	0.366	1:51.170	61	0.377	1:51.307	61	0.246	1:51.513	61	0.087	1:52.137
67	2.709	2:00.370	666	1 Lap	3:51.815 P	67	3.181	1:51.252	67	3.137	1:51.600	67	2.700	1:51.859
90	3.082	2:00.743	67	3.225	1:51.668	90	5.514	1:52.210	90	6.885	1:53.015	90	8.189	1:53.600
25	3.315	2:00.976	90	4.600	1:52.670	25	6.158	1:52.579	25	7.080	1:52.566	52	8.344	1:52.631
10	4.728	2:02.389	25	4.875	1:52.712	52	8.080	1:52.443	52	8.009	1:51.573	25	8.898	1:54.114
52	4.877	2:02.538	52	6.933	1:53.208	10	9.683	1:53.207	26	10.834	1:52.443	26	10.744	1:52.206
45	5.361	2:03.022	10	7.772	1:54.196	26	10.035	1:52.153	10	12.290	1:54.251	45	13.611	1:53.154
16	5.775	2:03.436	45	8.985	1:54.776	37	11.601	1:51.831	37	12.601	1:52.644	10	14.150	1:54.156
117	6.162	2:03.823	26	9.178	1:53.473	45	11.834	1:54.145	45	12.753	1:52.563	37	14.361	1:54.056
26	6.857	2:04.518	37	11.066	1:54.964	66	13.215	1:53.071	66	14.221	1:52.650	66	15.103	1:53.178
66	7.082	2:04.743	66	11.440	1:55.510	117	13.802	1:53.213	117	14.631	1:52.473	117	15.384	1:53.049
37	7.254	2:04.915	16	11.554	1:56.931	16	14.895	1:54.637	16	16.581	1:53.330	16	17.728	1:53.443
68	8.075	2:05.736	68	11.796	1:54.873	20	15.967	1:55.011	20	18.683	1:54.360	20	20.115	1:53.728
78	8.716	2:06.377	117	11.885	1:56.875	78	16.989	1:55.386	78	19.789	1:54.444	78	21.892	1:54.399
20	9.228	2:06.889	20	12.252	1:54.176	68	17.924	1:57.424	68	21.361	1:55.081	68	24.057	1:54.992
312	9.843	2:07.504	78	12.899	1:55.335	312	19.353	1:56.113	312	22.870	1:55.161	312	25.419	1:54.845
15	10.210	2:07.871	312	14.536	1:55.845	15	19.753	1:55.928	15	23.210	1:55.101	15	25.916	1:55.002
534	11.144	2:08.805	15	15.121	1:56.063	21	21.654	1:55.632	21	24.455	1:54.445	21	26.573	1:54.414
58	11.747	2:09.408	534	16.885	1:56.893	534	22.462	1:56.873	534	28.071	1:57.253	534	33.061	1:57.286
21	12.530	2:10.191	21	17.318	1:55.940	58	26.280	1:57.718	58	31.929	1:57.293	58	37.261	1:57.628
85	13.898	2:11.559	58	19.858	1:59.263	85	27.889	1:58.392	85	33.477	1:57.232	85	38.817	1:57.636
46	14.986	2:12.647	85	20.793	1:58.047	46	33.930	2:00.685	46	42.669	2:00.383	46	50.908	2:00.535
			46	24.541	2:00.707									

Weather / Track : Cloudy / Dry

Anglesey International GP  
 Circuit Length = 2.1000 miles  
 Start: 14:51 Flag 15:12 End: 15:13

# BRSCC Mazda MX-5 Championship 3B

## RACE 19 - LAP CHART

LAP 6 @ 15:02:55.656			LAP 7 @ 15:04:46.867			LAP 8 @ 15:06:38.729			LAP 9 @ 15:08:29.653			LAP 10 @ 15:10:20.940		
NO	BEHIND	LAP TIME	NO	BEHIND	LAP TIME	NO	BEHIND	LAP TIME	NO	BEHIND	LAP TIME	NO	BEHIND	LAP TIME
61		1:51.882	61		1:51.211	61		1:51.862	61		1:50.924	61		1:51.287
82	0.594	1:52.563	82	1.350	1:51.967	67	1.343	1:51.552	67	2.184	1:51.765	67	3.164	1:52.267
67	1.665	1:50.934	67	1.653	1:51.199	82	1.855	1:52.367	82	2.612	1:51.681	82	3.535	1:52.210
52	9.401	1:53.026	52	11.198	1:53.008	52	11.730	1:52.394	52	13.822	1:53.016	52	17.388	1:54.853
25	10.346	1:53.417	25	12.191	1:53.056	26	12.628	1:51.763	26	14.457	1:52.753	26	17.844	1:54.674
26	10.831	1:52.056	26	12.727	1:53.107	25	13.422	1:53.093	25	15.393	1:52.895	25	17.985	1:53.879
90	11.168	1:54.948	90	13.389	1:53.432	90	14.322	1:52.795	90	15.894	1:52.496	90	18.624	1:54.017
45	14.285	1:52.643	45	17.538	1:54.464	45	18.357	1:52.681	37	21.194	1:53.106	37	22.367	1:52.460
37	14.718	1:52.326	37	18.183	1:54.676	37	19.012	1:52.691	117	21.757	1:53.298	117	22.796	1:52.326
10	15.624	1:53.443	117	18.756	1:53.528	117	19.383	1:52.489	66	23.037	1:54.007	66	24.717	1:52.967
66	15.964	1:52.830	66	19.095	1:54.342	66	19.954	1:52.721	10	24.164	1:54.433	10	25.816	1:52.939
117	16.439	1:53.024	10	19.522	1:55.109	10	20.655	1:52.995	16	24.760	1:53.318	16	26.183	1:52.710
16	19.212	1:53.453	16	21.071	1:53.070	16	22.366	1:53.157	45	29.728	2:02.295	45	31.731	1:53.290
20	22.213	1:54.067	20	24.829	1:53.827	20	27.264	1:54.297	20	30.647	1:54.307	20	33.433	1:54.073
78	24.268	1:54.345	78	27.930	1:54.873	78	31.399	1:55.331	78	36.122	1:55.647	78	39.089	1:53.796
68	26.885	1:54.797	68	30.416	1:54.742	68	33.333	1:54.779	68	36.580	1:54.171	68	40.070	1:55.235
312	27.773	1:54.323	312	31.408	1:54.846	312	33.903	1:54.357	312	37.798	1:54.819	312	41.145	1:54.634
15	28.537	1:54.590	15	31.704	1:54.378	15	34.311	1:54.469	15	38.071	1:54.684	15	41.578	1:54.794
21	29.055	1:54.451	21	32.819	1:54.975	21	35.631	1:54.674	21	39.090	1:54.383	21	42.141	1:54.338
534	39.191	1:58.099	534	46.630	1:58.650	534	53.048	1:58.280	534	1:00.851	1:58.727	534	1:08.287	1:58.723
58	44.066	1:58.774	58	50.342	1:57.487	58	56.195	1:57.715	58	1:03.165	1:57.894	58	1:09.644	1:57.766
85	45.537	1:58.689	85	52.837	1:58.511	85	59.712	1:58.737	85	1:06.866	1:58.078	85	1:12.545	1:56.966
46	59.033	2:00.094	46	1:07.179	1:59.357	46	1:14.522	1:59.205	46	1:23.808	2:00.210	46	1:32.250	1:59.729

Weather / Track : Cloudy / Dry

Anglesey International GP  
 Circuit Length = 2.1000 miles  
 Start: 14:51 Flag 15:12 End: 15:13

# BRSCC Mazda MX-5 Championship 3B

## RACE 19 - LAP CHART

**LAP 11 @ 15:12:11.749**

NO	BEHIND	LAP TIME
61		1:50.809
67	3.916	1:51.561
82	4.255	1:51.529
52	19.616	1:53.037
26	19.911	1:52.876
25	20.475	1:53.299
90	21.146	1:53.331
117	24.391	1:52.404
37	24.661	1:53.103
66	26.802	1:52.894
10	28.183	1:53.176
16	28.621	1:53.247
45	33.505	1:52.583
20	37.245	1:54.621
68	43.362	1:55.082
78	44.276	1:55.015
312	45.260	1:54.924
21	45.898	1:54.566
15	46.493	1:55.724
534	1:15.501	1:58.023
58	1:15.809	1:56.974
85	1:17.736	1:56.000
46	1:41.899	2:00.458

Weather / Track : Cloudy / Dry

Results can be found at [www.tsl-timing.com](http://www.tsl-timing.com)

Page 3 of 3

Anglesey International GP  
Circuit Length = 2.1000 miles  
Start: 14:51 Flag 15:12 End: 15:13

Printed - 15:15 Sunday, 09 June 2019

# BRSCC Mazda MX-5 Championship 3B

## RACE 19 - LAP ANALYSIS

DIFF = Difference To Personal Best Lap

<b>P1 61 Richard BAXTER</b>				
LAP	LAP TIME	DIFF	MPH	TIME OF DAY
1 -	1:58.009	7.200	64.06	14:53:37.647
2 -	1:51.170 (3)	0.361	68.00	14:55:28.817
3 -	1:51.307	0.498	67.92	14:57:20.124
4 -	1:51.513	0.704	67.79	14:59:11.637
5 -	1:52.137	1.328	67.41	15:01:03.774
6 -	1:51.882	1.073	67.57	15:02:55.656
7 -	1:51.211	0.402	67.97	15:04:46.867
8 -	1:51.862	1.053	67.58	15:06:38.729
9 -	1:50.924 (2)	0.115	68.15	15:08:29.653
10 -	1:51.287	0.478	67.93	15:10:20.940
11 -	<b>1:50.809 (1)</b>		<b>68.22</b>	<b>15:12:11.749</b>

<b>P2 67 Simon ORANGE (M)</b>				
LAP	LAP TIME	DIFF	MPH	TIME OF DAY
1 -	2:00.370	9.436	62.80	14:53:40.008
2 -	1:51.668	0.734	67.70	14:55:31.676
3 -	1:51.252 (3)	0.318	67.95	14:57:22.928
4 -	1:51.600	0.666	67.74	14:59:14.528
5 -	1:51.859	0.925	67.58	15:01:06.387
6 -	<b>1:50.934 (1)</b>		<b>68.14</b>	<b>15:02:57.321</b>
7 -	1:51.199 (2)	0.265	67.98	15:04:48.520
8 -	1:51.552	0.618	67.77	15:06:40.072
9 -	1:51.765	0.831	67.64	15:08:31.837
10 -	1:52.267	1.333	67.33	15:10:24.104
11 -	1:51.561	0.627	67.76	15:12:15.665

<b>P3 82 Michael KNIBBS</b>				
LAP	LAP TIME	DIFF	MPH	TIME OF DAY
1 -	1:57.661	6.509	64.25	14:53:37.299
2 -	<b>1:51.152 (1)</b>		<b>68.01</b>	<b>14:55:28.451</b>
3 -	1:51.296 (2)	0.144	67.92	14:57:19.747
4 -	1:51.644	0.492	67.71	14:59:11.391
5 -	1:52.296	1.144	67.32	15:01:03.687
6 -	1:52.563	1.411	67.16	15:02:56.250
7 -	1:51.967	0.815	67.51	15:04:48.217
8 -	1:52.367	1.215	67.27	15:06:40.584
9 -	1:51.681	0.529	67.69	15:08:32.265
10 -	1:52.210	1.058	67.37	15:10:24.475
11 -	1:51.529 (3)	0.377	67.78	15:12:16.004

<b>P4 52 Jack WILLMOTT</b>				
LAP	LAP TIME	DIFF	MPH	TIME OF DAY
1 -	2:02.538	10.965	61.69	14:53:42.176
2 -	1:53.208	1.635	66.77	14:55:35.384
3 -	1:52.443 (3)	0.870	67.23	14:57:27.827
4 -	<b>1:51.573 (1)</b>		<b>67.75</b>	<b>14:59:19.400</b>
5 -	1:52.631	1.058	67.12	15:01:12.031
6 -	1:53.026	1.453	66.88	15:03:05.057
7 -	1:53.008	1.435	66.89	15:04:58.065
8 -	1:52.394 (2)	0.821	67.26	15:06:50.459
9 -	1:53.016	1.443	66.89	15:08:43.475
10 -	1:54.853	3.280	65.82	15:10:38.328
11 -	1:53.037	1.464	66.88	15:12:31.365

<b>P5 26 Charlie RAWLES</b>				
LAP	LAP TIME	DIFF	MPH	TIME OF DAY
1 -	2:04.518	12.755	60.71	14:53:44.156
2 -	1:53.473	1.710	66.62	14:55:37.629

DIFF = Difference To Personal Best Lap

3 -	1:52.153 (3)	0.390	67.40	14:57:29.782
4 -	1:52.443	0.680	67.23	14:59:22.225
5 -	1:52.206	0.443	67.37	15:01:14.431
6 -	1:52.056 (2)	0.293	67.46	15:03:06.487
7 -	1:53.107	1.344	66.83	15:04:59.594
8 -	<b>1:51.763 (1)</b>		<b>67.64</b>	<b>15:06:51.357</b>
9 -	1:52.753	0.990	67.04	15:08:44.110
10 -	1:54.674	2.911	65.92	15:10:38.784
11 -	1:52.876	1.113	66.97	15:12:31.660

<b>P6 25 Ivan LEARY (M)</b>				
LAP	LAP TIME	DIFF	MPH	TIME OF DAY
1 -	2:00.976	8.410	62.49	14:53:40.614
2 -	1:52.712 (3)	0.146	67.07	14:55:33.326
3 -	1:52.579 (2)	0.013	67.15	14:57:25.905
4 -	<b>1:52.566 (1)</b>		<b>67.16</b>	<b>14:59:18.471</b>
5 -	1:54.114	1.548	66.24	15:01:12.585
6 -	1:53.417	0.851	66.65	15:03:06.002
7 -	1:53.056	0.490	66.86	15:04:59.058
8 -	1:53.093	0.527	66.84	15:06:52.151
9 -	1:52.895	0.329	66.96	15:08:45.046
10 -	1:53.879	1.313	66.38	15:10:38.925
11 -	1:53.299	0.733	66.72	15:12:32.224

<b>P7 90 Bruce ROBINSON (M)</b>				
LAP	LAP TIME	DIFF	MPH	TIME OF DAY
1 -	2:00.743	8.533	62.61	14:53:40.381
2 -	1:52.670 (3)	0.460	67.09	14:55:33.051
3 -	<b>1:52.210 (1)</b>		<b>67.37</b>	<b>14:57:25.261</b>
4 -	1:53.015	0.805	66.89	14:59:18.276
5 -	1:53.600	1.390	66.54	15:01:11.876
6 -	1:54.948	2.738	65.76	15:03:06.824
7 -	1:53.432	1.222	66.64	15:05:00.256
8 -	1:52.795	0.585	67.02	15:06:53.051
9 -	1:52.496 (2)	0.286	67.20	15:08:45.547
10 -	1:54.017	1.807	66.30	15:10:39.564
11 -	1:53.331	1.121	66.70	15:12:32.895

<b>P8 117 Michael CLOSE</b>				
LAP	LAP TIME	DIFF	MPH	TIME OF DAY
1 -	2:03.823	11.497	61.05	14:53:43.461
2 -	1:56.875	4.549	64.68	14:55:40.336
3 -	1:53.213	0.887	66.77	14:57:33.549
4 -	1:52.473 (3)	0.147	67.21	14:59:26.022
5 -	1:53.049	0.723	66.87	15:01:19.071
6 -	1:53.024	0.698	66.88	15:03:12.095
7 -	1:53.528	1.202	66.59	15:05:05.623
8 -	1:52.489	0.163	67.20	15:06:58.112
9 -	1:53.298	0.972	66.72	15:08:51.410
10 -	<b>1:52.326 (1)</b>		<b>67.30</b>	<b>15:10:43.736</b>
11 -	1:52.404 (2)	0.078	67.25	15:12:36.140

<b>P9 37 Tim DORE (M)</b>				
LAP	LAP TIME	DIFF	MPH	TIME OF DAY
1 -	2:04.915	13.084	60.52	14:53:44.553
2 -	1:54.964	3.133	65.75	14:55:39.517
3 -	<b>1:51.831 (1)</b>		<b>67.60</b>	<b>14:57:31.348</b>
4 -	1:52.644	0.813	67.11	14:59:23.992
5 -	1:54.056	2.225	66.28	15:01:18.048
6 -	1:52.326 (2)	0.495	67.30	15:03:10.374
7 -	1:54.676	2.845	65.92	15:05:05.050

Anglesey International GP

Circuit Length = 2.1000 miles

Start: 14:51 Flag 15:12 End: 15:13

Weather / Track : Cloudy / Dry



# BRSCC Mazda MX-5 Championship 3B

## RACE 19 - LAP ANALYSIS

DIFF = Difference To Personal Best Lap

8 -	1:52.691	0.860	67.08	15:06:57.741
9 -	1:53.106	1.275	66.83	15:08:50.847
10 -	1:52.460 (3)	0.629	67.22	15:10:43.307
11 -	1:53.103	1.272	66.84	15:12:36.410

### P10 66 Christina HOLLEY

LAP	LAP TIME	DIFF	MPH	TIME OF DAY
1 -	2:04.743	12.093	60.60	14:53:44.381
2 -	1:55.510	2.860	65.44	14:55:39.891
3 -	1:53.071	0.421	66.86	14:57:32.962
4 -	<b>1:52.650 (1)</b>		<b>67.11</b>	<b>14:59:25.612</b>
5 -	1:53.178	0.528	66.79	15:01:18.790
6 -	1:52.830 (3)	0.180	67.00	15:03:11.620
7 -	1:54.342	1.692	66.11	15:05:05.962
8 -	1:52.721 (2)	0.071	67.06	15:06:58.683
9 -	1:54.007	1.357	66.31	15:08:52.690
10 -	1:52.967	0.317	66.92	15:10:45.657
11 -	1:52.894	0.244	66.96	15:12:38.551

### P11 10 Thomas MALLETT

LAP	LAP TIME	DIFF	MPH	TIME OF DAY
1 -	2:02.389	9.450	61.76	14:53:42.027
2 -	1:54.196	1.257	66.20	14:55:36.223
3 -	1:53.207	0.268	66.78	14:57:29.430
4 -	1:54.251	1.312	66.17	14:59:23.681
5 -	1:54.156	1.217	66.22	15:01:17.837
6 -	1:53.443	0.504	66.64	15:03:11.280
7 -	1:55.109	2.170	65.67	15:05:06.389
8 -	1:52.995 (2)	0.056	66.90	15:06:59.384
9 -	1:54.433	1.494	66.06	15:08:53.817
10 -	<b>1:52.939 (1)</b>		<b>66.93</b>	<b>15:10:46.756</b>
11 -	1:53.176 (3)	0.237	66.79	15:12:39.932

### P12 16 Neil MACGREGOR

LAP	LAP TIME	DIFF	MPH	TIME OF DAY
1 -	2:03.436	10.726	61.24	14:53:43.074
2 -	1:56.931	4.221	64.65	14:55:40.005
3 -	1:54.637	1.927	65.94	14:57:34.642
4 -	1:53.330	0.620	66.70	14:59:27.972
5 -	1:53.443	0.733	66.64	15:01:21.415
6 -	1:53.453	0.743	66.63	15:03:14.868
7 -	1:53.070 (2)	0.360	66.86	15:05:07.938
8 -	1:53.157 (3)	0.447	66.80	15:07:01.095
9 -	1:53.318	0.608	66.71	15:08:54.413
10 -	<b>1:52.710 (1)</b>		<b>67.07</b>	<b>15:10:47.123</b>
11 -	1:53.247	0.537	66.75	15:12:40.370

### P13 45 Graham RUMSEY (M)

LAP	LAP TIME	DIFF	MPH	TIME OF DAY
1 -	2:03.022	10.459	61.45	14:53:42.660
2 -	1:54.776	2.213	65.86	14:55:37.436
3 -	1:54.145	1.582	66.23	14:57:31.581
4 -	<b>1:52.563 (1)</b>		<b>67.16</b>	<b>14:59:24.144</b>
5 -	1:53.154	0.591	66.81	15:01:17.298
6 -	1:52.643 (3)	0.080	67.11	15:03:09.941
7 -	1:54.464	1.901	66.04	15:05:04.405
8 -	1:52.681	0.118	67.09	15:06:57.086
9 -	2:02.295	9.732	61.81	15:08:59.381
10 -	1:53.290	0.727	66.73	15:10:52.671
11 -	1:52.583 (2)	0.020	67.15	15:12:45.254

DIFF = Difference To Personal Best Lap

P14 20 Christopher GINN (M)				
LAP	LAP TIME	DIFF	MPH	TIME OF DAY
1 -	2:06.889	13.161	59.57	14:53:46.527
2 -	1:54.176	0.448	66.21	14:55:40.703
3 -	1:55.011	1.283	65.73	14:57:35.714
4 -	1:54.360	0.632	66.10	14:59:30.074
5 -	<b>1:53.728 (1)</b>		<b>66.47</b>	<b>15:01:23.802</b>
6 -	1:54.067 (3)	0.339	66.27	15:03:17.869
7 -	1:53.827 (2)	0.099	66.41	15:05:11.696
8 -	1:54.297	0.569	66.14	15:07:05.993
9 -	1:54.307	0.579	66.13	15:09:00.300
10 -	1:54.073	0.345	66.27	15:10:54.373
11 -	1:54.621	0.893	65.95	15:12:48.994

### P15 68 Ashley HEATH (M)

LAP	LAP TIME	DIFF	MPH	TIME OF DAY
1 -	2:05.736	11.940	60.12	14:53:45.374
2 -	1:54.873	1.077	65.81	14:55:40.247
3 -	1:57.424	3.628	64.38	14:57:37.671
4 -	1:55.081	1.285	65.69	14:59:32.752
5 -	1:54.992	1.196	65.74	15:01:27.744
6 -	1:54.797	1.001	65.85	15:03:22.541
7 -	1:54.742 (3)	0.946	65.88	15:05:17.283
8 -	1:54.779	0.983	65.86	15:07:12.062
9 -	1:54.171 (2)	0.375	66.21	15:09:06.233
10 -	<b>1:53.796 (1)</b>		<b>66.43</b>	<b>15:11:00.029</b>
11 -	1:55.082	1.286	65.69	15:12:55.111

### P16 78 Richard BARTLETT (M)

LAP	LAP TIME	DIFF	MPH	TIME OF DAY
1 -	2:06.377	12.032	59.82	14:53:46.015
2 -	1:55.335	0.990	65.54	14:55:41.350
3 -	1:55.386	1.041	65.51	14:57:36.736
4 -	1:54.444 (3)	0.099	66.05	14:59:31.180
5 -	1:54.399 (2)	0.054	66.08	15:01:25.579
6 -	<b>1:54.345 (1)</b>		<b>66.11</b>	<b>15:03:19.924</b>
7 -	1:54.873	0.528	65.81	15:05:14.797
8 -	1:55.331	0.986	65.55	15:07:10.128
9 -	1:55.647	1.302	65.37	15:09:05.775
10 -	1:55.235	0.890	65.60	15:11:01.010
11 -	1:55.015	0.670	65.73	15:12:56.025

### P17 312 Peter LANCASTER (M)

LAP	LAP TIME	DIFF	MPH	TIME OF DAY
1 -	2:07.504	13.181	59.29	14:53:47.142
2 -	1:55.845	1.522	65.25	14:55:42.987
3 -	1:56.113	1.790	65.10	14:57:39.100
4 -	1:55.161	0.838	65.64	14:59:34.261
5 -	1:54.845	0.522	65.82	15:01:29.106
6 -	<b>1:54.323 (1)</b>		<b>66.12</b>	<b>15:03:23.429</b>
7 -	1:54.846	0.523	65.82	15:05:18.275
8 -	1:54.357 (2)	0.034	66.10	15:07:12.632
9 -	1:54.819	0.496	65.84	15:09:07.451
10 -	1:54.634 (3)	0.311	65.94	15:11:02.085
11 -	1:54.924	0.601	65.78	15:12:57.009

### P18 21 Chris MOLLOY

LAP	LAP TIME	DIFF	MPH	TIME OF DAY
1 -	2:10.191	15.853	58.06	14:53:49.829
2 -	1:55.940	1.602	65.20	14:55:45.769

Anglesey International GP  
 Circuit Length = 2.1000 miles  
 Start: 14:51 Flag 15:12 End: 15:13

Weather / Track : Cloudy / Dry

# BRSCC Mazda MX-5 Championship 3B

## RACE 19 - LAP ANALYSIS

DIFF = Difference To Personal Best Lap

3 -	1:55.632	1.294	65.37	14:57:41.401
4 -	1:54.445	0.107	66.05	14:59:35.846
5 -	1:54.414 (3)	0.076	66.07	15:01:30.260
6 -	1:54.451	0.113	66.05	15:03:24.711
7 -	1:54.975	0.637	65.75	15:05:19.686
8 -	1:54.674	0.336	65.92	15:07:14.360
9 -	1:54.383 (2)	0.045	66.09	15:09:08.743
<b>10 -</b>	<b>1:54.338 (1)</b>		<b>66.11</b>	<b>15:11:03.081</b>
11 -	1:54.566	0.228	65.98	15:12:57.647

### P19 15 Rob MUGGLESTONE

LAP	LAP TIME	DIFF	MPH	TIME OF DAY
1 -	2:07.871	13.493	59.12	14:53:47.509
2 -	1:56.063	1.685	65.13	14:55:43.572
3 -	1:55.928	1.550	65.21	14:57:39.500
4 -	1:55.101	0.723	65.68	14:59:34.601
5 -	1:55.002	0.624	65.73	15:01:29.603
6 -	1:54.590 (3)	0.212	65.97	15:03:24.193
<b>7 -</b>	<b>1:54.378 (1)</b>		<b>66.09</b>	<b>15:05:18.571</b>
8 -	1:54.469 (2)	0.091	66.04	15:07:13.040
9 -	1:54.684	0.306	65.92	15:09:07.724
10 -	1:54.794	0.416	65.85	15:11:02.518
11 -	1:55.724	1.346	65.32	15:12:58.242

### P20 534 Steve MOODY

LAP	LAP TIME	DIFF	MPH	TIME OF DAY
1 -	2:08.805	11.932	58.69	14:53:48.443
2 -	1:56.893 (2)	0.020	64.67	14:55:45.336
<b>3 -</b>	<b>1:56.873 (1)</b>		<b>64.68</b>	<b>14:57:42.209</b>
4 -	1:57.253 (3)	0.380	64.47	14:59:39.462
5 -	1:57.286	0.413	64.45	15:01:36.748
6 -	1:58.099	1.226	64.01	15:03:34.847
7 -	1:58.650	1.777	63.71	15:05:33.497
8 -	1:58.280	1.407	63.91	15:07:31.777
9 -	1:58.727	1.854	63.67	15:09:30.504
10 -	1:58.723	1.850	63.67	15:11:29.227
11 -	1:58.023	1.150	64.05	15:13:27.250

### P21 58 Dale WHITEMAN (M)

LAP	LAP TIME	DIFF	MPH	TIME OF DAY
1 -	2:09.408	12.434	58.41	14:53:49.046
2 -	1:59.263	2.289	63.38	14:55:48.309
3 -	1:57.718	0.744	64.22	14:57:46.027
4 -	1:57.293 (2)	0.319	64.45	14:59:43.320
5 -	1:57.628	0.654	64.27	15:01:40.948
6 -	1:58.774	1.800	63.65	15:03:39.722
7 -	1:57.487 (3)	0.513	64.34	15:05:37.209
8 -	1:57.715	0.741	64.22	15:07:34.924
9 -	1:57.894	0.920	64.12	15:09:32.818
10 -	1:57.766	0.792	64.19	15:11:30.584
<b>11 -</b>	<b>1:56.974 (1)</b>		<b>64.62</b>	<b>15:13:27.558</b>

### P22 85 Anthony PETTIGREW

LAP	LAP TIME	DIFF	MPH	TIME OF DAY
1 -	2:11.559	15.559	57.46	14:53:51.197
2 -	1:58.047	2.047	64.04	14:55:49.244
3 -	1:58.392	2.392	63.85	14:57:47.636
4 -	1:57.232 (3)	1.232	64.48	14:59:44.868
5 -	1:57.636	1.636	64.26	15:01:42.504
6 -	1:58.689	2.689	63.69	15:03:41.193
7 -	1:58.511	2.511	63.79	15:05:39.704

DIFF = Difference To Personal Best Lap

8 -	1:58.737	2.737	63.67	15:07:38.441
9 -	1:58.078	2.078	64.02	15:09:36.519
10 -	1:56.966 (2)	0.966	64.63	15:11:33.485
<b>11 -</b>	<b>1:56.000 (1)</b>		<b>65.17</b>	<b>15:13:29.485</b>

### P23 46 David RICKARDS (M)

LAP	LAP TIME	DIFF	MPH	TIME OF DAY
1 -	2:12.647	13.442	56.99	14:53:52.285
2 -	2:00.707	1.502	62.63	14:55:52.992
3 -	2:00.685	1.480	62.64	14:57:53.677
4 -	2:00.383	1.178	62.79	14:59:54.060
5 -	2:00.535	1.330	62.72	15:01:54.595
6 -	2:00.094	0.889	62.95	15:03:54.689
7 -	1:59.357 (2)	0.152	63.33	15:05:54.046
<b>8 -</b>	<b>1:59.205 (1)</b>		<b>63.42</b>	<b>15:07:53.251</b>
9 -	2:00.210	1.005	62.88	15:09:53.461
10 -	1:59.729 (3)	0.524	63.14	15:11:53.190
11 -	2:00.458	1.253	62.76	15:13:53.648

### P24 666 David WATERS

LAP	LAP TIME	DIFF	MPH	TIME OF DAY
1 -	3:51.815 P		32.61	14:55:31.453

Weather / Track : Cloudy / Dry

# BRSCC Mazda MX-5 Championship 3B

## RACE 19 - STATISTICS

**Competitors Started** 24  
**Planned Start** 2019-06-09 @ 14:35:00.000  
**Actual Start** 2019-06-09 @ 14:51:39.637  
**Finish Time** 2019-06-09 @ 15:12:10.900  
**Track Length** 2.1000mi.  
**Total Laps** 254  
**Total Distance Covered** 533.4000mi.

### Session Fastest Lap History

NO	NAME	LAP TIME	TIME OF DAY	LAP	VEHICLE
82	Michael KNIBBS	1:57.661	14:53:37.316	1	Mazda MX-5 Mk1
82	Michael KNIBBS	1:51.152	14:55:28.469	2	Mazda MX-5 Mk1
67	Simon ORANGE (M)	1:50.934	15:02:57.361	6	Mazda MX-5 Mk1
61	Richard BAXTER	1:50.924	15:08:29.688	9	Mazda MX-5 Mk1
61	Richard BAXTER	1:50.809	15:12:11.785	11	Mazda MX-5 Mk1

### Session Leader History

NO	NAME	FROM LAP	LAPS LED	DISTANCE	VEHICLE
82	Michael KNIBBS	1	5	10.50 miles	Mazda MX-5 Mk1
61	Richard BAXTER	6	6	12.60 miles	Mazda MX-5 Mk1

### Flag History

TYPE	TIME OF DAY
GREEN	14:51:39.637
FINISH	15:12:10.900

### Flag Statistics

TYPE	COUNT	TOTAL LAPS	TOTAL TIME
Green	1	11	22:19.242
Red	0	0	0.000
Safety Car	0	0	0.000
FCY	0	0	0.000

Weather / Track : Cloudy / Dry

These results are provisional until the conclusion of any judicial and technical matters.

Anglesey International GP  
Circuit Length = 2.1000 miles  
Start: 14:51 Flag 15:12 End: 15:13

Clerk Of Course :		Timekeeper :
-------------------	--	--------------