



BRSCC MAZDA MX-5 CHAMPIONSHIP

Donington Park GP Circuit

17th / 18th August 2019



Results Provided by Timing Solutions Ltd
www.tsl-timing.com

BRSCC Mazda MX5 Championship - Group 1

QUALIFYING - RACE 2 - CLASSIFICATION

POS	NO	NAME	ENTRY	TIME	ON	LAPS	GAP	DIFF	MPH
1	41*	Joe WIGGIN	Mazda MX-5 Mk1	1:57.008	10	10			76.52
2	5	John LANGRIDGE	Mazda MX-5 Mk1	1:57.249	8	10	0.241	0.241	76.37
3	24*	Oliver GRAHAM	Mazda MX-5 Mk1	1:57.999	2	9	0.991	0.750	75.88
4	33*	Jason GREATREX (M)	Mazda MX-5 Mk1	1:58.072	8	10	1.064	0.073	75.83
5	4*	Adam BESSELL	Mazda MX-5 Mk1	1:58.295	9	10	1.287	0.223	75.69
6	81*	Sebastian FISHER	Mazda MX-5 Mk1	1:58.357	6	10	1.349	0.062	75.65
7	55*	Matt POLLARD	Mazda MX-5 Mk1	1:58.548	2	10	1.540	0.191	75.53
8	544*	Jack MOODY	Mazda MX-5 Mk1	1:59.528	5	10	2.520	0.980	74.91
9	65*	William HAYDEN	Mazda MX-5 Mk1	1:59.758	6	10	2.750	0.230	74.77
10	95*	Ian BLAKE	Mazda MX-5 Mk1	1:59.800	7	10	2.792	0.042	74.74
11	25*	Ivan LEARY (M)	Mazda MX-5 Mk1	1:59.972	4	10	2.964	0.172	74.63
12	7*	Adrian BURGE (M)	Mazda MX-5 Mk1	2:00.294	5	9	3.286	0.322	74.43
13	263	Fraser FENWICK	Mazda MX-5 Mk1	2:00.765	8	10	3.757	0.471	74.14
14	32*	Callum GREATREX	Mazda MX-5 Mk1	2:00.929	9	10	3.921	0.164	74.04
15	56	Thomas JENKINS	Mazda MX-5 Mk1	2:01.343	7	9	4.335	0.414	73.79
16	74	Clive CHISNALL (M)	Mazda MX-5 Mk1	2:01.352	4	10	4.344	0.009	73.78
17	82*	Michael KNIBBS	Mazda MX-5 Mk1	2:01.849	8	10	4.841	0.497	73.48
18	21*	Matt FLETCHER	Mazda MX-5 Mk1	2:01.930	2	8	4.922	0.081	73.43
19	20	Christopher GINN (M)	Mazda MX-5 Mk1	2:01.978	6	10	4.970	0.048	73.41
20	27*	Christian DANN	Mazda MX-5 Mk1	2:02.143	7	10	5.135	0.165	73.31
21	90	Bruce ROBINSON (M)	Mazda MX-5 Mk1	2:02.349	10	10	5.341	0.206	73.18
22	53*	Jonathan FIELDSEND (M)	Mazda MX-5 Mk1	2:03.022	6	9	6.014	0.673	72.78
23	246*	Bill RAWLES	Mazda MX-5 Mk 1	2:03.176	9	10	6.168	0.154	72.69
24	291	Luke SOUCH	Mazda MX-5 Mk1	2:03.308	8	8	6.300	0.132	72.61
25	11	Mark BOND	Mazda MX-5 Mk1	2:03.501	9	9	6.493	0.193	72.50
26	16	Neil MACGREGOR (M)	Mazda MX-5 Mk1	2:03.843	5	9	6.835	0.342	72.30
27	9	James LOVE	Mazda MX-5 Mk1	2:04.635	10	10	7.627	0.792	71.84
28	58	Dale WHITEMAN (M)	Mazda MX-5 Mk1	2:04.819	5	9	7.811	0.184	71.73
29	38	Andrew DEAN	Mazda MX-5 Mk1	2:11.685	2	8	14.677	6.866	67.99
30	85	Anthony PETTIGREW	Mazda MX-5 Mk1	2:11.785	5	8	14.777	0.100	67.94
DQ	72	Group 1 Matt LUFF	Mazda MX-5 Mk1						
DQ	23	Group 1 Martin TOLLEY (M)	Mazda MX-5 Mk1						

Cars 23 & 72 - all qualifying times disallowed - continual track limit infringements
 No. 24, 25, 41, 53, 82, 95 - 1 Lap time disallowed; exceeding track limits.
 No. 4, 27, 33, 55, 81, 246 - 2 Lap times disallowed; exceeding track limits.
 No. 7, 21, 32, 65, 544 - 3 Lap times disallowed; exceeding track limits.

Donington Park GP
 Circuit Length = 2.4873 miles
 Start: 09:24 Flag 09:44 End: 09:47

Weather / Track : Bright / Dry

These results are provisional until the conclusion of any judicial and technical matters.

Clerk Of Course :	Steward :	Timekeeper :
-------------------	-----------	--------------

BRSCC Mazda MX5 Championship - Group 1

QUALIFYING - RACE 2 - LAP ANALYSIS

DIFF = Difference To Personal Best Lap

P1 41 Joe WIGGIN				
LAP	LAP TIME	DIFF	MPH	TIME OF DAY
1 -	1:57.756	0.748	76.04	09:27:04.091
2 -	1:57.920	0.912	75.93	09:29:02.011
3 -	1:57.624 (3)	0.616	76.12	09:30:59.635
4 -	1:58.464	1.456	75.58	09:32:58.099
5 -	2:01.214	4.206	73.87	09:34:59.313
6 -	1:57.928	0.920	75.93	09:36:57.241
7 -	1:58.305	1.297	75.68	09:38:55.546
8 -	2:11.462	14.454	68.11	09:41:07.008
9 -	1:57.525 (2)	0.517	76.19	09:43:04.533
10 -	1:57.008 (1)		76.52	09:45:01.541

P2 5 John LANGRIDGE				
LAP	LAP TIME	DIFF	MPH	TIME OF DAY
1 -	2:05.539	8.290	71.32	09:27:51.864
2 -	1:59.175	1.926	75.13	09:29:51.039
3 -	1:57.636 (3)	0.387	76.12	09:31:48.675
4 -	2:03.132	5.883	72.72	09:33:51.807
5 -	2:01.632	4.383	73.61	09:35:53.439
6 -	1:57.913	0.664	75.94	09:37:51.352
7 -	1:57.727	0.478	76.06	09:39:49.079
8 -	1:57.249 (1)		76.37	09:41:46.328
9 -	1:57.458 (2)	0.209	76.23	09:43:43.786
10 -	1:58.719	1.470	75.42	09:45:42.505

P3 23 Martin TOLLEY (M)				
LAP	LAP TIME	DIFF	MPH	TIME OF DAY
1 -	4:59.353 D	1.749	75.02	09:27:03.080
2 -	1:58.555	0.951	75.52	09:29:01.635
3 -	1:57.744 (2)	0.140	76.05	09:30:59.379
4 -	4:59.064 D	1.457	75.20	09:32:58.440
5 -	2:00.516 P	2.912	74.30	09:34:58.956
6 -	2:24.109	26.505	62.13	09:37:23.065
7 -	1:57.604 (1)		76.14	09:39:20.669
8 -	1:59.670	2.066	74.82	09:41:20.339
9 -	1:58.177 (3)	0.573	75.77	09:43:18.516
10 -	2:14.749 P	17.145	66.45	09:45:33.265

P4 33 Jason GREATREX (M)				
LAP	LAP TIME	DIFF	MPH	TIME OF DAY
1 -	2:03.921	6.078	72.25	09:27:26.779
2 -	1:59.406	1.563	74.99	09:29:26.185
3 -	1:58.836 (3)	0.993	75.35	09:31:25.021
4 -	2:00.166	2.323	74.51	09:33:25.187
5 -	1:59.151	1.308	75.15	09:35:24.338
6 -	1:57.843 (1)		75.98	09:37:22.181
7 -	1:59.144	1.301	75.15	09:39:21.325
8 -	1:58.072 (2)	0.229	75.83	09:41:19.397
9 -	2:01.037	3.194	73.98	09:43:20.434
10 -	1:59.972 P	2.129	74.63	09:45:20.406

P5 24 Oliver GRAHAM				
LAP	LAP TIME	DIFF	MPH	TIME OF DAY
1 -	1:58.414 (2)	0.415	75.61	09:27:05.150
2 -	1:57.999 (1)		75.88	09:29:03.149
3 -	4:58.184 D	0.185	75.76	09:31:01.333
4 -	2:02.163	4.164	73.29	09:33:03.496
5 -	2:01.638	3.639	73.61	09:35:05.134
6 -	1:58.594 (3)	0.595	75.50	09:37:03.728

DIFF = Difference To Personal Best Lap

7 -	2:03.044 P	5.045	72.77	09:39:06.772
8 -	3:48.496	1:50.497	39.18	09:42:55.268
9 -	2:14.056	16.057	66.79	09:45:09.324

P6 4 Adam BESSELL				
LAP	LAP TIME	DIFF	MPH	TIME OF DAY
1 -	2:01.408	3.113	73.75	09:27:41.194
2 -	2:00.088	1.793	74.56	09:29:41.282
3 -	1:59.173	0.878	75.13	09:31:40.455
4 -	2:00.048	1.753	74.59	09:33:40.503
5 -	1:58.791	0.496	75.37	09:35:39.294
6 -	2:02.234	3.939	73.25	09:37:41.528
7 -	1:58.301 (2)	0.006	75.69	09:39:39.829
8 -	1:58.775 (3)	0.480	75.39	09:41:38.604
9 -	1:58.295 (1)		75.69	09:43:36.899
10 -	2:01.001 P	2.706	74.00	09:45:37.900

P7 55 Matt POLLARD				
LAP	LAP TIME	DIFF	MPH	TIME OF DAY
1 -	1:59.270	0.944	75.07	09:27:11.942
2 -	1:58.548 (2)	0.222	75.53	09:29:10.490
3 -	1:58.964 (3)	0.638	75.27	09:31:09.454
4 -	2:00.096 P	1.770	74.56	09:33:09.550
5 -	2:31.925	33.599	58.93	09:35:41.475
6 -	1:59.769	1.443	74.76	09:37:41.244
7 -	1:58.326 (1)		75.67	09:39:39.570
8 -	1:59.625	1.299	74.85	09:41:39.195
9 -	1:59.006	0.680	75.24	09:43:38.201
10 -	1:59.353	1.027	75.02	09:45:37.554

P8 81 Sebastian FISHER				
LAP	LAP TIME	DIFF	MPH	TIME OF DAY
1 -	2:00.099	1.742	74.55	09:27:07.903
2 -	1:59.233	0.876	75.10	09:29:07.136
3 -	1:58.759 (2)	0.402	75.40	09:31:05.895
4 -	4:59.500 D	1.143	74.93	09:33:05.395
5 -	1:59.427	1.070	74.97	09:35:04.822
6 -	1:58.357 (1)		75.65	09:37:03.179
7 -	2:01.966	3.609	73.41	09:39:05.145
8 -	1:58.823 (3)	0.466	75.35	09:41:03.968
9 -	1:58.833	0.476	75.35	09:43:02.801
10 -	1:59.279	0.922	75.07	09:45:02.080

P9 72 Matt LUFF				
LAP	LAP TIME	DIFF	MPH	TIME OF DAY
1 -	2:02.339	3.386	73.19	09:27:14.569
2 -	2:00.934	1.981	74.04	09:29:15.503
3 -	2:00.828 D	1.875	74.10	09:31:16.331
4 -	2:01.433 D	2.480	73.73	09:33:17.764
5 -	3:09.028 D	1:10.075	47.37	09:36:26.792
6 -	1:58.953 (1)		75.27	09:38:25.745
7 -	2:12.180	13.227	67.74	09:40:37.925
8 -	1:59.931 (3)	0.978	74.66	09:42:37.856
9 -	1:58.955 (2)	0.002	75.27	09:44:36.811

P10 544 Jack MOODY				
LAP	LAP TIME	DIFF	MPH	TIME OF DAY
1 -	2:03.035	3.507	72.77	09:27:30.135
2 -	2:05.434	5.906	71.38	09:29:35.569
3 -	2:06.965	7.437	70.52	09:31:42.534

Weather / Track : Bright / Dry

Donington Park GP
Circuit Length = 2.4873 miles
Start: 09:24 Flag 09:44 End: 09:47

BRSCC Mazda MX5 Championship - Group 1

QUALIFYING - RACE 2 - LAP ANALYSIS

DIFF = Difference To Personal Best Lap

4 -	2:00.550	1.022	74.28	09:33:43.084
5 -	1:59.528 (1)		74.91	09:35:42.612
6 -	2:00.353	0.825	74.40	09:37:42.965
7 -	2:00.244 (3)	0.716	74.46	09:39:43.209
8 -	2:00.424	0.896	74.35	09:41:43.633
9 -	2:01.886	2.358	73.46	09:43:45.519
10 -	1:59.895 (2)	0.367	74.68	09:45:45.414

P11 65 William HAYDEN

LAP	LAP TIME	DIFF	MPH	TIME OF DAY
1 -	2:01.177	1.419	73.89	09:27:22.377
2 -	2:01.708	1.950	73.57	09:29:24.085
3 -	2:00.533	0.775	74.29	09:31:24.618
4 -	2:01.529	1.771	73.68	09:33:26.147
5 -	2:00.411	0.653	74.36	09:35:26.558
6 -	1:59.758 (1)		74.77	09:37:26.316
7 -	1:59.796 (2)	0.038	74.74	09:39:26.112
8 -	2:00.109 (3)	0.351	74.55	09:41:26.221
9 -	2:01.177	1.419	73.89	09:43:27.398
10 -	2:00.253	0.495	74.46	09:45:27.651

P12 95 Ian BLAKE

LAP	LAP TIME	DIFF	MPH	TIME OF DAY
1 -	2:02.615	2.815	73.02	09:27:27.786
2 -	2:01.860	2.060	73.48	09:29:29.646
3 -	2:00.673	0.873	74.20	09:31:30.319
4 -	2:03.106	3.306	72.73	09:33:33.425
5 -	2:00.336 (3)	0.536	74.41	09:35:33.761
6 -	2:02.383	2.583	73.16	09:37:36.144
7 -	1:59.800 (1)		74.74	09:39:35.944
8 -	1:59.807 (2)	0.007	74.74	09:41:35.751
9 -	2:00.772	0.972	74.14	09:43:36.523
10 -	2:00.790	0.990	74.13	09:45:37.313

P13 32 Callum GREATREX

LAP	LAP TIME	DIFF	MPH	TIME OF DAY
1 -	2:04.976	5.053	71.64	09:27:42.502
2 -	2:02.940	3.017	72.83	09:29:45.442
3 -	2:02.746	2.823	72.95	09:31:48.188
4 -	2:06.388	6.465	70.84	09:33:54.576
5 -	2:02.041	2.118	73.37	09:35:56.617
6 -	1:59.923 (1)		74.66	09:37:56.540
7 -	2:21.775	21.852	63.15	09:40:18.315
8 -	2:00.391 (2)	0.468	74.37	09:42:18.706
9 -	2:00.929 (3)	1.006	74.04	09:44:19.635
10 -	2:01.288	1.365	73.82	09:46:20.923

P14 25 Ivan LEARY (M)

LAP	LAP TIME	DIFF	MPH	TIME OF DAY
1 -	2:04.519	4.547	71.91	09:27:15.237
2 -	2:02.254	2.282	73.24	09:29:17.491
3 -	2:00.414 D	0.442	74.36	09:31:17.905
4 -	1:59.972 (1)		74.63	09:33:17.877
5 -	2:00.218 (2)	0.246	74.48	09:35:18.095
6 -	2:00.650	0.678	74.21	09:37:18.745
7 -	2:03.354	3.382	72.59	09:39:22.099
8 -	2:00.636 (3)	0.664	74.22	09:41:22.735
9 -	2:01.437	1.465	73.73	09:43:24.172
10 -	2:01.002	1.030	74.00	09:45:25.174

DIFF = Difference To Personal Best Lap

P15 7 Adrian BURGE (M)				
LAP	LAP TIME	DIFF	MPH	TIME OF DAY
1 -	2:04.422	4.128	71.96	09:27:16.112
2 -	2:00.575 (3)	0.281	74.26	09:29:16.687
3 -	2:00.476 (2)	0.182	74.32	09:31:17.163
4 -	1:59.976 D		74.63	09:33:17.139
5 -	2:00.294 (1)		74.43	09:35:17.433
6 -	2:01.337 P	1.043	73.79	09:37:18.770
7 -	3:22.082	1:21.788	44.31	09:40:40.852
8 -	2:00.849	0.555	74.09	09:42:41.701
9 -	2:00.651	0.357	74.21	09:44:42.352

P16 263 Fraser FENWICK

LAP	LAP TIME	DIFF	MPH	TIME OF DAY
1 -	2:05.418	4.653	71.39	09:27:32.855
2 -	2:01.482	0.717	73.71	09:29:34.337
3 -	2:01.364 (3)	0.599	73.78	09:31:35.701
4 -	2:02.159	1.394	73.30	09:33:37.860
5 -	2:02.287	1.522	73.22	09:35:40.147
6 -	2:02.489	1.724	73.10	09:37:42.636
7 -	2:00.842 (2)	0.077	74.10	09:39:43.478
8 -	2:00.765 (1)		74.14	09:41:44.243
9 -	2:01.457	0.692	73.72	09:43:45.700
10 -	2:02.430	1.665	73.13	09:45:48.130

P17 56 Thomas JENKINS

LAP	LAP TIME	DIFF	MPH	TIME OF DAY
1 -	2:07.479	6.136	70.24	09:27:16.584
2 -	2:02.916	1.573	72.85	09:29:19.500
3 -	2:03.453	2.110	72.53	09:31:22.953
4 -	2:04.414	3.071	71.97	09:33:27.367
5 -	2:03.359	2.016	72.58	09:35:30.726
6 -	2:02.087 (2)	0.744	73.34	09:37:32.813
7 -	2:01.343 (1)		73.79	09:39:34.156
8 -	2:02.430 (3)	1.087	73.13	09:41:36.586
9 -	2:11.953 P	10.610	67.86	09:43:48.539

P18 74 Clive CHISNALL (M)

LAP	LAP TIME	DIFF	MPH	TIME OF DAY
1 -	2:03.439	2.087	72.54	09:27:21.243
2 -	2:03.843	2.491	72.30	09:29:25.086
3 -	2:01.777 (3)	0.425	73.53	09:31:26.863
4 -	2:01.352 (1)		73.78	09:33:28.215
5 -	2:01.939	0.587	73.43	09:35:30.154
6 -	2:02.049	0.697	73.36	09:37:32.203
7 -	2:01.614 (2)	0.262	73.63	09:39:33.817
8 -	2:01.942	0.590	73.43	09:41:35.759
9 -	2:02.500	1.148	73.09	09:43:38.259
10 -	2:02.016	0.664	73.38	09:45:40.275

P19 27 Christian DANN

LAP	LAP TIME	DIFF	MPH	TIME OF DAY
1 -	2:05.162	3.758	71.54	09:27:29.019
2 -	2:04.649	3.245	71.83	09:29:33.668
3 -	2:03.176	1.772	72.69	09:31:36.844
4 -	2:03.032	1.628	72.78	09:33:39.876
5 -	2:03.621	2.217	72.43	09:35:43.497
6 -	2:01.457 (2)	0.053	73.72	09:37:44.954
7 -	2:02.143 (3)	0.739	73.31	09:39:47.097
8 -	2:27.374	25.970	60.76	09:42:14.471

Donington Park GP

Circuit Length = 2.4873 miles

Start: 09:24 Flag 09:44 End: 09:47

Weather / Track : Bright / Dry

BRSCC Mazda MX5 Championship - Group 1

QUALIFYING - RACE 2 - LAP ANALYSIS

DIFF = Difference To Personal Best Lap

9 - 2:03.864 2.460 72.29 09:44:18.335
10 - 2:01.404 (1) 73.75 09:46:19.739

P20 82 Michael KNIBBS				
LAP	LAP TIME	DIFF	MPH	TIME OF DAY
1 -	2:05.602	3.753	71.29	09:27:55.008
2 -	2:02.358 (3)	0.509	73.18	09:29:57.366
3 -	2:02.422 D	0.573	73.14	09:31:59.788
4 -	2:05.688	3.839	71.24	09:34:05.476
5 -	2:02.598	0.749	73.03	09:36:08.074
6 -	2:03.552	1.703	72.47	09:38:11.626
7 -	2:04.293	2.444	72.04	09:40:15.919
8 -	2:01.849 (1)		73.48	09:42:17.768
9 -	2:03.140	1.291	72.71	09:44:20.908
10 -	2:02.352 (2)	0.503	73.18	09:46:23.260

P21 21 Matt FLETCHER				
LAP	LAP TIME	DIFF	MPH	TIME OF DAY
1 -	2:06.167	4.237	70.97	09:27:56.214
2 -	2:01.930 (1)		73.43	09:29:58.144
3 -	2:05.343 P	3.413	71.43	09:32:03.487
4 -	4:01.846	1:59.916	37.02	09:36:05.333
5 -	2:03.061 (3)	1.131	72.76	09:38:08.394
6 -	2:13.507 P	11.577	67.07	09:40:21.901
7 -	3:31.475	1:29.545	42.34	09:43:53.376
8 -	2:02.255 (2)	0.325	73.24	09:45:55.631

P22 20 Christopher GINN (M)				
LAP	LAP TIME	DIFF	MPH	TIME OF DAY
1 -	2:07.464	5.486	70.25	09:27:26.451
2 -	2:04.870	2.892	71.71	09:29:31.321
3 -	2:03.378	1.400	72.57	09:31:34.699
4 -	2:06.470	4.492	70.80	09:33:41.169
5 -	2:02.787 (3)	0.809	72.92	09:35:43.956
6 -	2:01.978 (1)		73.41	09:37:45.934
7 -	2:02.910	0.932	72.85	09:39:48.844
8 -	2:02.433 (2)	0.455	73.13	09:41:51.277
9 -	2:04.209	2.231	72.09	09:43:55.486
10 -	2:04.376	2.398	71.99	09:45:59.862

P23 90 Bruce ROBINSON (M)				
LAP	LAP TIME	DIFF	MPH	TIME OF DAY
1 -	2:04.771	2.422	71.76	09:27:44.457
2 -	2:03.238	0.889	72.65	09:29:47.695
3 -	2:03.545	1.196	72.47	09:31:51.240
4 -	2:04.040	1.691	72.19	09:33:55.280
5 -	2:04.497	2.148	71.92	09:35:59.777
6 -	2:03.735	1.386	72.36	09:38:03.512
7 -	2:03.422	1.073	72.55	09:40:06.934
8 -	2:02.411 (2)	0.062	73.15	09:42:09.345
9 -	2:03.000 (3)	0.651	72.80	09:44:12.345
10 -	2:02.349 (1)		73.18	09:46:14.694

P24 246 Bill RAWLES				
LAP	LAP TIME	DIFF	MPH	TIME OF DAY
1 -	2:11.834 D	8.826	67.92	09:27:46.286
2 -	2:05.373	2.365	71.42	09:29:51.659
3 -	2:05.244	2.236	71.49	09:31:56.903
4 -	2:05.310	2.302	71.45	09:34:02.213
5 -	2:03.622	0.614	72.43	09:36:05.835

DIFF = Difference To Personal Best Lap

6 - 2:05.498 2.490 71.35 09:38:11.333
 7 - 2:05.738 2.730 71.21 09:40:17.071
 8 - 2:03.445 (3) 0.437 72.53 09:42:20.516
 9 - 2:03.176 (2) 0.168 72.69 09:44:23.692
10 - 2:03.008 (1) 72.79 09:46:26.700

P25 53 Jonathan FIELDSEND (M)				
LAP	LAP TIME	DIFF	MPH	TIME OF DAY
1 -	2:10.735	7.713	68.49	09:27:58.645
2 -	2:05.182	2.160	71.53	09:30:03.827
3 -	2:03.890 (2)	0.868	72.27	09:32:07.717
4 -	2:04.590	1.568	71.87	09:34:12.307
5 -	2:04.831	1.809	71.73	09:36:17.138
6 -	2:03.022 (1)		72.78	09:38:20.160
7 -	2:05.662	2.640	71.25	09:40:25.822
8 -	2:08.905	5.883	69.46	09:42:34.727
9 -	2:03.927 (3)	0.905	72.25	09:44:38.654

P26 291 Luke SOUCH				
LAP	LAP TIME	DIFF	MPH	TIME OF DAY
1 -	2:05.784	2.476	71.18	09:31:42.306
2 -	2:05.604	2.296	71.29	09:33:47.910
3 -	2:05.765	2.457	71.19	09:35:53.675
4 -	2:03.742 (3)	0.434	72.36	09:37:57.417
5 -	2:04.418	1.110	71.97	09:40:01.835
6 -	2:05.285	1.977	71.47	09:42:07.120
7 -	2:03.530 (2)	0.222	72.48	09:44:10.650
8 -	2:03.308 (1)		72.61	09:46:13.958

P27 11 Mark BOND				
LAP	LAP TIME	DIFF	MPH	TIME OF DAY
1 -	2:08.662	5.161	69.59	09:27:47.464
2 -	2:05.012	1.511	71.62	09:29:52.476
3 -	2:04.938	1.437	71.67	09:31:57.414
4 -	2:07.389	3.888	70.29	09:34:04.803
5 -	2:04.287	0.786	72.04	09:36:09.090
6 -	2:03.570 (2)	0.069	72.46	09:38:12.660
7 -	2:14.302	10.801	66.67	09:40:26.962
8 -	2:03.674 (3)	0.173	72.40	09:42:30.636
9 -	2:03.501 (1)		72.50	09:44:34.137

P28 16 Neil MACGREGOR (M)				
LAP	LAP TIME	DIFF	MPH	TIME OF DAY
1 -	2:12.088	8.245	67.79	09:28:09.244
2 -	2:09.146	5.303	69.33	09:30:18.390
3 -	2:06.199	2.356	70.95	09:32:24.589
4 -	2:07.678	3.835	70.13	09:34:32.267
5 -	2:03.843 (1)		72.30	09:36:36.110
6 -	2:06.258	2.415	70.92	09:38:42.368
7 -	2:05.057	1.214	71.60	09:40:47.425
8 -	2:03.897 (2)	0.054	72.27	09:42:51.322
9 -	2:04.996 (3)	1.153	71.63	09:44:56.318

P29 9 James LOVE				
LAP	LAP TIME	DIFF	MPH	TIME OF DAY
1 -	2:11.684	7.049	67.99	09:27:27.379
2 -	2:11.091	6.456	68.30	09:29:38.470
3 -	2:06.882	2.247	70.57	09:31:45.352
4 -	2:08.820	4.185	69.51	09:33:54.172
5 -	2:07.538	2.903	70.21	09:36:01.710

Weather / Track : Bright / Dry

Donington Park GP

Circuit Length = 2.4873 miles

Start: 09:24 Flag 09:44 End: 09:47

BRSCC Mazda MX5 Championship - Group 1

QUALIFYING - RACE 2 - LAP ANALYSIS

DIFF = Difference To Personal Best Lap

6 -	2:08.978	4.343	69.42	09:38:10.688
7 -	2:07.296	2.661	70.34	09:40:17.984
8 -	2:05.364 (3)	0.729	71.42	09:42:23.348
9 -	2:04.734 (2)	0.099	71.78	09:44:28.082
10 -	2:04.635 (1)		71.84	09:46:32.717

P30 58 Dale WHITEMAN (M)				
LAP	LAP TIME	DIFF	MPH	TIME OF DAY

1 -	2:09.496	4.677	69.14	09:27:34.427
2 -	2:06.731	1.912	70.65	09:29:41.158
3 -	2:05.743 (2)	0.924	71.21	09:31:46.901
4 -	2:12.270	7.451	67.69	09:33:59.171
5 -	2:04.819 (1)		71.73	09:36:03.990
6 -	2:08.239	3.420	69.82	09:38:12.229
7 -	2:08.884	4.065	69.47	09:40:21.113
8 -	2:05.744 (3)	0.925	71.21	09:42:26.857
9 -	2:05.853	1.034	71.15	09:44:32.710

P31 38 Andrew DEAN				
LAP	LAP TIME	DIFF	MPH	TIME OF DAY

1 -	2:13.241 (3)	1.556	67.20	09:28:07.695
2 -	2:11.685 (1)		67.99	09:30:19.380
3 -	5:09.915	2:58.230	28.89	09:35:29.295
4 -	2:16.749	5.064	65.48	09:37:46.044
5 -	2:13.422	1.737	67.11	09:39:59.466
6 -	2:14.461	2.776	66.59	09:42:13.927
7 -	2:13.580	1.895	67.03	09:44:27.507
8 -	2:12.702 (2)	1.017	67.47	09:46:40.209

P32 85 Anthony PETTIGREW				
LAP	LAP TIME	DIFF	MPH	TIME OF DAY

1 -	2:47.783	35.998	53.36	09:29:01.237
2 -	2:23.872	12.087	62.23	09:31:25.109
3 -	2:19.454	7.669	64.21	09:33:44.563
4 -	2:14.981	3.196	66.33	09:35:59.544
5 -	2:11.785 (1)		67.94	09:38:11.329
6 -	2:17.436	5.651	65.15	09:40:28.765
7 -	2:12.886 (2)	1.101	67.38	09:42:41.651
8 -	2:14.273 (3)	2.488	66.68	09:44:55.924

BRSCC Mazda MX5 Championship - Group 1

QUALIFYING - RACE 2 - STATISTICS

Competitors Started 32
Planned Start 2019-08-17 @ 09:35:00.000
Actual Start 2019-08-17 @ 09:24:30.277
Finish Time 2019-08-17 @ 09:44:31.762
Track Length 2.4873mi.
Total Laps 304
Total Distance Covered 756.1540mi.

Session Fastest Lap History

NO	NAME	LAP TIME	TIME OF DAY	LAP	VEHICLE
41	Joe WIGGIN	1:57.756	09:27:04.096	1	Mazda MX-5 Mk1
23	Martin TOLLEY (M)	1:57.744	09:30:59.378	3	Mazda MX-5 Mk1
41	Joe WIGGIN	1:57.624	09:30:59.638	3	Mazda MX-5 Mk1
23	Martin TOLLEY (M)	1:57.604	09:39:20.667	7	Mazda MX-5 Mk1
5	John LANGRIDGE	1:57.249	09:41:46.335	8	Mazda MX-5 Mk1
41	Joe WIGGIN	1:57.008	09:45:01.544	10	Mazda MX-5 Mk1

Flag History

TYPE	TIME OF DAY
GREEN	09:24:30.277
FINISH	09:44:31.762

Flag Statistics

TYPE	COUNT	TOTAL LAPS	TOTAL TIME
Green	1	10	22:31.345
Red	0	0	0.000
Safety Car	0	0	0.000
FCY	0	0	0.000

Weather / Track : Bright / Dry

These results are provisional until the conclusion of any judicial and technical matters.

Donington Park GP

Circuit Length = 2.4873 miles

Start: 09:24 Flag 09:44 End: 09:47

Clerk Of Course :

Timekeeper :

BRSCC Mazda MX5 Championship - Group 2
QUALIFYING - RACE 4 - CLASSIFICATION - SECOND AMENDMENT

POS	NO	NAME	ENTRY	TIME	ON	LAPS	GAP	DIFF	MPH
1	1	Will BLACKWELL-CHAMBERS	Mazda MX-5 Mk1	1:56.866	8	10			76.62
2	96*	Charles MUGGLESTONE	Mazda MX-5 Mk1	1:58.389	7	10	1.523	1.523	75.63
3	666	David WATERS	Mazda MX-5 Mk1	1:58.412	9	10	1.546	0.023	75.62
4	30*	Dave TURTON	Mazda MX-5 Mk1	1:58.659	2	10	1.793	0.247	75.46
5	722*	Alan HAWKINS (M)	Mazda MX-5 Mk1	1:59.083	9	10	2.217	0.424	75.19
6	8*	Lewis CANNON	Mazda MX-5 Mk1	1:59.186	2	10	2.320	0.103	75.13
7	177	Jack RAWLES	Mazda MX-5 Mk1	1:59.274	9	10	2.408	0.088	75.07
8	26	Charlie RAWLES	Mazda MX-5 Mk1	1:59.465	10	10	2.599	0.191	74.95
9	60*	Nick LE DOYEN (M)	Mazda MX-5 Mk1	2:00.063	7	10	3.197	0.598	74.58
10	57	Oliver JENKINS	Mazda MX-5 Mk1	2:00.534	9	10	3.668	0.471	74.28
11	117*	Michael CLOSE	Mazda MX-5 Mk1	2:00.719	6	9	3.853	0.185	74.17
12	51*	Oliver ATTARD	Mazda MX-5 Mk1	2:00.954	4	10	4.088	0.235	74.03
13	16*	Dugald MACGREGOR (M)	Mazda MX-5 Mk1	2:01.241	6	10	4.375	0.287	73.85
14	180*	Peter TYLER (M)	Mazda MX-5 Mk1	2:01.455	6	10	4.589	0.214	73.72
15	45	Graham RUMSEY (M)	Mazda MX-5 Mk1	2:01.853	8	10	4.987	0.398	73.48
16	10	Thomas MALLETT	Mazda MX-5 Mk1	2:02.186	2	10	5.320	0.333	73.28
17	42	Toby OWEN	Mazda MX-5 Mk1	2:02.526	7	8	5.660	0.340	73.08
18	78	Richard BARTLETT (M)	Mazda MX-5 Mk1	2:02.901	8	10	6.035	0.375	72.85
19	21	Chris MALLOY	Mazda MX-5 Mk1	2:03.540	6	10	6.674	0.639	72.48
20	312	Peter LANCASTER (M)	Mazda MX-5 Mk1	2:03.609	10	10	6.743	0.069	72.44
21	264*	William BREAME	Mazda MX-5 Mk1	2:03.747	10	10	6.881	0.138	72.36
22	68	Ashley HEATH (M)	Mazda MX-5 Mk1	2:04.730	8	9	7.864	0.983	71.79
23	17	Andrew MACGREGOR (M)	Mazda MX-5 Mk1	2:04.756	9	9	7.890	0.026	71.77
24	15	Rob MUGGLESTONE	Mazda MX-5 Mk1	2:05.762	8	9	8.896	1.006	71.20
DQ	29	Group 2 Adam CRAIG	Mazda MX-5 Mk1						
DQ	37	Group 2 Tim DORE (M)	Mazda MX-5 Mk1						
DQ	54	Group 2 Marcus BAILEY (M)	Mazda MX-5 Mk1						
DQ	63	Group 2 Oliver ALLWOOD	Mazda MX-5 Mk1						
DQ	77	Group 2 Steve FODEN	Mazda MX-5 Mk1						
DQ	93	Group 2 Jack BREWER	Mazda MX-5 Mk1						

Cars 63, 93, 37 & 54 all qualifying times disallowed - continual track limits infringements

Cars 29 & 77 disqualified from qualifying session - Clerk of Course decision Contravention of flag signals, not slowing down under yellow flags C1.1.6 & Q 15.1.2

No. 8, 16, 30, 51, 60, 117, 264, 722 - 1 Lap time disallowed; exceeding track limits.

No. 96, 180 - 2 Lap times disallowed; exceeding track limits.

Donington Park GP

Circuit Length = 2.4873 miles

Start: 10:18 Flag 10:38 End: 10:43

Weather / Track : Bright / Dry

These results are provisional until the conclusion of any judicial and technical matters.

Clerk Of Course :	Steward :	Timekeeper :

BRSCC Mazda MX5 Championship - Group 2

QUALIFYING - RACE 4 - LAP ANALYSIS

DIFF = Difference To Personal Best Lap

P1 63 Oliver ALLWOOD				
LAP	LAP TIME	DIFF	MPH	TIME OF DAY
1 -	1:58.148	1.548	75.79	10:20:29.330
2 -	4:57.277 D	0.677	76.35	10:22:26.607
3 -	1:57.008	0.408	76.52	10:24:23.615
4 -	2:02.245 D	5.645	73.25	10:26:25.860
5 -	2:01.140 P	4.540	73.91	10:28:27.000
6 -	2:53.239	56.639	51.68	10:31:20.239
7 -	4:56.988 D	0.388	76.54	10:33:17.227
8 -	1:56.703 (3)	0.103	76.72	10:35:13.930
9 -	1:56.643 (2)	0.043	76.76	10:37:10.573
10 -	1:56.600 (1)		76.79	10:39:07.173

P2 77 Steve FODEN				
LAP	LAP TIME	DIFF	MPH	TIME OF DAY
1 -	1:57.871	1.231	75.96	10:20:36.080
2 -	4:57.854 D	1.211	75.98	10:22:33.931
3 -	1:58.298	1.658	75.69	10:24:32.229
4 -	1:58.093	1.453	75.82	10:26:30.322
5 -	1:56.914 (3)	0.274	76.59	10:28:27.236
6 -	1:57.708	1.068	76.07	10:30:24.944
7 -	1:56.980	0.340	76.54	10:32:21.924
8 -	1:56.931	0.291	76.57	10:34:18.855
9 -	1:56.640 (1)		76.77	10:36:15.495
10 -	1:56.847 (2)	0.207	76.63	10:38:12.342

P3 1 Will BLACKWELL-CHAMBERS				
LAP	LAP TIME	DIFF	MPH	TIME OF DAY
1 -	1:57.781	0.915	76.02	10:20:35.287
2 -	1:58.221	1.355	75.74	10:22:33.508
3 -	1:58.352	1.486	75.65	10:24:31.860
4 -	1:57.719	0.853	76.06	10:26:29.579
5 -	1:58.440	1.574	75.60	10:28:28.019
6 -	1:57.400	0.534	76.27	10:30:25.419
7 -	1:57.171 (3)	0.305	76.42	10:32:22.590
8 -	1:56.866 (1)		76.62	10:34:19.456
9 -	1:56.944 (2)	0.078	76.57	10:36:16.400
10 -	1:57.238	0.372	76.37	10:38:13.638

P4 93 Jack BREWER				
LAP	LAP TIME	DIFF	MPH	TIME OF DAY
1 -	1:57.736 (2)	0.116	76.05	10:20:32.427
2 -	4:58.065 D	0.445	75.84	10:22:30.492
3 -	2:03.668	6.048	72.40	10:24:34.160
4 -	4:57.740 D	0.090	76.07	10:26:31.870
5 -	4:58.085 D	0.465	75.83	10:28:29.955
6 -	1:58.119	0.499	75.80	10:30:28.074
7 -	1:58.116 (3)	0.496	75.81	10:32:26.190
8 -	2:01.759	4.139	73.54	10:34:27.949
9 -	1:57.620 (1)		76.13	10:36:25.569
10 -	1:58.935	1.315	75.28	10:38:24.504

P5 54 Marcus BAILEY (M)				
LAP	LAP TIME	DIFF	MPH	TIME OF DAY
1 -	1:58.682	0.626	75.44	10:20:34.745
2 -	1:59.836	1.780	74.72	10:22:34.581
3 -	1:58.798	0.742	75.37	10:24:33.379
4 -	4:59.072 D	1.016	75.20	10:26:32.451
5 -	1:58.405 (3)	0.349	75.62	10:28:30.856
6 -	1:59.013	0.957	75.23	10:30:29.869

DIFF = Difference To Personal Best Lap

7 -	1:58.167 (2)	0.111	75.77	10:32:28.036
8 -	1:58.776	0.720	75.38	10:34:26.812
9 -	1:58.056 (1)		75.84	10:36:24.868
10 -	2:21.897 P	23.841	63.10	10:38:46.765

P6 96 Charles MUGGLESTONE				
LAP	LAP TIME	DIFF	MPH	TIME OF DAY
1 -	1:59.918	1.529	74.67	10:20:48.990
2 -	4:58.544 D	0.155	75.53	10:22:47.534
3 -	1:59.513	1.124	74.92	10:24:47.047
4 -	1:59.410	1.021	74.98	10:26:46.457
5 -	1:59.330 (3)	0.941	75.03	10:28:45.787
6 -	1:59.145 (2)	0.756	75.15	10:30:44.932
7 -	1:58.389 (1)		75.63	10:32:43.321
8 -	2:13.969	15.580	66.83	10:34:57.290
9 -	2:03.829	5.440	72.31	10:37:01.119
10 -	2:00.958	2.569	74.02	10:39:02.077

P7 666 David WATERS				
LAP	LAP TIME	DIFF	MPH	TIME OF DAY
1 -	2:00.796	2.384	74.12	10:20:54.161
2 -	2:00.269	1.857	74.45	10:22:54.430
3 -	2:02.303	3.891	73.21	10:24:56.733
4 -	1:59.074	0.662	75.20	10:26:55.807
5 -	2:02.480	4.068	73.10	10:28:58.287
6 -	2:09.248	10.836	69.28	10:31:07.535
7 -	1:58.984	0.572	75.25	10:33:06.519
8 -	1:58.577 (2)	0.165	75.51	10:35:05.096
9 -	1:58.412 (1)		75.62	10:37:03.508
10 -	1:58.765 (3)	0.353	75.39	10:39:02.273

P8 30 Dave TURTON				
LAP	LAP TIME	DIFF	MPH	TIME OF DAY
1 -	1:59.621	0.962	74.85	10:20:48.370
2 -	1:58.659 (1)		75.46	10:22:47.029
3 -	1:59.518	0.859	74.92	10:24:46.547
4 -	1:59.088	0.429	75.19	10:26:45.635
5 -	1:59.228	0.569	75.10	10:28:44.863
6 -	1:58.929 (3)	0.270	75.29	10:30:43.792
7 -	1:59.162	0.503	75.14	10:32:42.954
8 -	1:59.375	0.716	75.01	10:34:42.329
9 -	1:59.202	0.543	75.12	10:36:41.531
10 -	1:58.906 (2)	0.247	75.30	10:38:40.437

P9 722 Alan HAWKINS (M)				
LAP	LAP TIME	DIFF	MPH	TIME OF DAY
1 -	2:05.695	6.612	71.23	10:20:58.646
2 -	2:00.717	1.634	74.17	10:22:59.363
3 -	2:01.469	2.386	73.71	10:25:00.832
4 -	2:03.899 D	4.816	72.27	10:27:04.731
5 -	2:02.712	3.629	72.97	10:29:07.443
6 -	2:00.567	1.484	74.26	10:31:08.010
7 -	1:59.343 (2)	0.260	75.03	10:33:07.353
8 -	2:00.261	1.178	74.45	10:35:07.614
9 -	1:59.083 (1)		75.19	10:37:06.697
10 -	1:59.580 (3)	0.497	74.88	10:39:06.277

P10 37 Tim DORE (M)				
LAP	LAP TIME	DIFF	MPH	TIME OF DAY
1 -	2:02.249	3.077	73.24	10:20:36.292

Weather / Track : Bright / Dry

Donington Park GP
Circuit Length = 2.4873 miles
Start: 10:18 Flag 10:38 End: 10:43

BRSCC Mazda MX5 Championship - Group 2

QUALIFYING - RACE 4 - LAP ANALYSIS

DIFF = Difference To Personal Best Lap

2 -	1:59.879	0.707	74.69	10:22:36.171
3 -	2:00.204 D	1.032	74.49	10:24:36.375
4 -	2:00.008 D	0.836	74.61	10:26:36.383
5 -	2:00.185 D	1.013	74.50	10:28:36.568
6 -	2:00.279	1.107	74.44	10:30:36.847
7 -	1:59.864 (3)	0.692	74.70	10:32:36.711
8 -	2:06.686	7.514	70.68	10:34:43.397
9 -	1:59.242 (2)	0.070	75.09	10:36:42.639
10 -	1:59.172 (1)		75.13	10:38:41.811

P11 29 Adam CRAIG

LAP	LAP TIME	DIFF	MPH	TIME OF DAY
1 -	2:03.078	3.895	72.75	10:21:04.341
2 -	2:00.485	1.302	74.32	10:23:04.826
3 -	2:00.171	0.988	74.51	10:25:04.997
4 -	1:59.183 (1)		75.13	10:27:04.180
5 -	2:02.466 D	3.283	73.11	10:29:06.646
6 -	2:00.352	1.169	74.40	10:31:06.998
7 -	2:05.387 P	6.204	71.41	10:33:12.385
8 -	2:42.953	43.770	54.95	10:35:55.338
9 -	1:59.840 (3)	0.657	74.72	10:37:55.178
10 -	1:59.753 (2)	0.570	74.77	10:39:54.931

P12 8 Lewis CANNON

LAP	LAP TIME	DIFF	MPH	TIME OF DAY
1 -	2:00.207	1.021	74.49	10:20:41.074
2 -	1:59.186 (1)		75.13	10:22:40.260
3 -	1:59.425 (2)	0.239	74.97	10:24:39.685
4 -	2:02.750 D	3.564	72.94	10:26:42.435
5 -	2:00.434 P	1.248	74.35	10:28:42.869
6 -	3:05.757	1:06.571	48.20	10:31:48.626
7 -	1:59.584 (3)	0.398	74.88	10:33:48.210
8 -	2:00.066	0.880	74.57	10:35:48.276
9 -	2:00.611	1.425	74.24	10:37:48.887
10 -	1:59.724	0.538	74.79	10:39:48.611

P13 177 Jack RAWLES

LAP	LAP TIME	DIFF	MPH	TIME OF DAY
1 -	2:02.515	3.241	73.08	10:21:00.403
2 -	2:01.975	2.701	73.41	10:23:02.378
3 -	2:00.957	1.683	74.03	10:25:03.335
4 -	1:59.911 (2)	0.637	74.67	10:27:03.246
5 -	2:00.212	0.938	74.48	10:29:03.458
6 -	2:01.057	1.783	73.96	10:31:04.515
7 -	2:00.151 (3)	0.877	74.52	10:33:04.666
8 -	2:01.788	2.514	73.52	10:35:06.454
9 -	1:59.274 (1)		75.07	10:37:05.728
10 -	2:00.177	0.903	74.51	10:39:05.905

P14 26 Charlie RAWLES

LAP	LAP TIME	DIFF	MPH	TIME OF DAY
1 -	2:02.891	3.426	72.86	10:21:01.060
2 -	2:00.782	1.317	74.13	10:23:01.842
3 -	2:00.736	1.271	74.16	10:25:02.578
4 -	2:00.188 (3)	0.723	74.50	10:27:02.766
5 -	2:01.092	1.627	73.94	10:29:03.858
6 -	2:00.335	0.870	74.41	10:31:04.193
7 -	2:00.419	0.954	74.36	10:33:04.612
8 -	2:01.662	2.197	73.60	10:35:06.274
9 -	1:59.860 (2)	0.395	74.70	10:37:06.134
10 -	1:59.465 (1)		74.95	10:39:05.599

DIFF = Difference To Personal Best Lap

P15 60 Nick LE DOYEN (M)				
LAP	LAP TIME	DIFF	MPH	TIME OF DAY
1 -	2:01.661	1.598	73.60	10:20:39.577
2 -	2:01.029	0.966	73.98	10:22:40.606
3 -	2:00.149 (2)	0.086	74.52	10:24:40.755
4 -	2:00.321 (3)	0.258	74.42	10:26:41.076
5 -	2:01.043	0.980	73.97	10:28:42.119
6 -	2:02.027	1.964	73.38	10:30:44.146
7 -	2:00.063 (1)		74.58	10:32:44.209
8 -	2:05.807	5.744	71.17	10:34:50.016
9 -	2:00.752	0.689	74.15	10:36:50.768
10 -	2:01.285	1.222	73.82	10:38:52.053

P16 57 Oliver JENKINS

LAP	LAP TIME	DIFF	MPH	TIME OF DAY
1 -	2:03.568	3.034	72.46	10:21:02.886
2 -	2:01.704	1.170	73.57	10:23:04.590
3 -	2:02.350	1.816	73.18	10:25:06.940
4 -	2:01.646	1.112	73.61	10:27:08.586
5 -	2:01.910	1.376	73.45	10:29:10.496
6 -	2:01.485	0.951	73.70	10:31:11.981
7 -	2:01.078 (3)	0.544	73.95	10:33:13.059
8 -	2:06.088	5.554	71.01	10:35:19.147
9 -	2:00.534 (1)		74.28	10:37:19.681
10 -	2:01.044 (2)	0.510	73.97	10:39:20.725

P17 117 Michael CLOSE

LAP	LAP TIME	DIFF	MPH	TIME OF DAY
1 -	2:14.806	14.087	66.42	10:21:37.047
2 -	2:05.118	4.399	71.56	10:23:42.165
3 -	2:05.065	4.346	71.59	10:25:47.230
4 -	2:05.604 P	4.885	71.29	10:27:52.834
5 -	3:41.995	1:41.276	40.33	10:31:34.829
6 -	2:00.719 (1)		74.17	10:33:35.548
7 -	2:02.089 (2)	1.370	73.34	10:35:37.637
8 -	2:16.285	15.566	65.70	10:37:53.922
9 -	2:02.480 (3)	1.761	73.10	10:39:56.402

P18 51 Oliver ATTARD

LAP	LAP TIME	DIFF	MPH	TIME OF DAY
1 -	2:05.365	4.411	71.42	10:20:54.080
2 -	2:03.825	2.871	72.31	10:22:57.905
3 -	2:03.465	2.511	72.52	10:25:01.370
4 -	2:00.954 (1)		74.03	10:27:02.324
5 -	2:05.212	4.258	71.51	10:29:07.536
6 -	2:02.105	1.151	73.33	10:31:09.641
7 -	2:02.583	1.629	73.04	10:33:12.224
8 -	2:03.690	2.736	72.39	10:35:15.914
9 -	2:01.280 (2)	0.326	73.83	10:37:17.194
10 -	2:01.719 (3)	0.765	73.56	10:39:18.913

P19 16 Dugald MACGREGOR (M)

LAP	LAP TIME	DIFF	MPH	TIME OF DAY
1 -	2:05.729	4.488	71.22	10:21:19.596
2 -	2:04.718	3.477	71.79	10:23:24.314
3 -	2:06.190	4.949	70.96	10:25:30.504
4 -	2:03.404	2.163	72.56	10:27:33.908
5 -	2:03.349	2.108	72.59	10:29:37.257
6 -	2:01.241 (1)		73.85	10:31:38.498

Weather / Track : Bright / Dry

BRSCC Mazda MX5 Championship - Group 2

QUALIFYING - RACE 4 - LAP ANALYSIS

DIFF = Difference To Personal Best Lap

7 -	2:02.946	1.705	72.83	10:33:41.444
8 -	2:01.457 (2)	0.216	73.72	10:35:42.901
9 -	2:01.885 (3)	0.644	73.46	10:37:44.786
10 -	2:01.930	0.689	73.43	10:39:46.716

P20 180 Peter TYLER (M)

LAP	LAP TIME	DIFF	MPH	TIME OF DAY
1 -	2:07.799	6.344	70.06	10:21:15.995
2 -	2:02.843 D	1.388	72.89	10:23:18.838
3 -	2:02.766	1.311	72.93	10:25:21.604
4 -	2:02.996	1.541	72.80	10:27:24.600
5 -	2:02.664 (3)	1.209	72.99	10:29:27.264
6 -	2:01.455 (1)		73.72	10:31:28.719
7 -	2:02.966	1.511	72.82	10:33:31.685
8 -	2:01.693 (2)	0.238	73.58	10:35:33.378
9 -	2:08.968	7.513	69.43	10:37:42.346
10 -	2:14.952 P	13.497	66.35	10:39:57.298

P21 45 Graham RUMSEY (M)

LAP	LAP TIME	DIFF	MPH	TIME OF DAY
1 -	2:05.645	3.792	71.26	10:21:10.675
2 -	2:02.831	0.978	72.90	10:23:13.506
3 -	2:02.613	0.760	73.03	10:25:16.119
4 -	2:05.616	3.763	71.28	10:27:21.735
5 -	2:03.066	1.213	72.76	10:29:24.801
6 -	2:02.540 (3)	0.687	73.07	10:31:27.341
7 -	2:05.038	3.185	71.61	10:33:32.379
8 -	2:01.853 (1)		73.48	10:35:34.232
9 -	2:02.518 (2)	0.665	73.08	10:37:36.750
10 -	2:03.254	1.401	72.65	10:39:40.004

P22 10 Thomas MALLETT

LAP	LAP TIME	DIFF	MPH	TIME OF DAY
1 -	2:05.198	3.012	71.52	10:21:17.813
2 -	2:02.186 (1)		73.28	10:23:19.999
3 -	2:02.742 (2)	0.556	72.95	10:25:22.741
4 -	2:11.014	8.828	68.34	10:27:33.755
5 -	2:05.346	3.160	71.43	10:29:39.101
6 -	2:02.830 (3)	0.644	72.90	10:31:41.931
7 -	2:07.818	5.632	70.05	10:33:49.749
8 -	2:03.511	1.325	72.49	10:35:53.260
9 -	2:06.523	4.337	70.77	10:37:59.783
10 -	2:05.129	2.943	71.56	10:40:04.912

P23 42 Toby OWEN

LAP	LAP TIME	DIFF	MPH	TIME OF DAY
1 -	2:06.244	3.718	70.92	10:20:51.080
2 -	2:06.306	3.780	70.89	10:22:57.386
3 -	6:44.219	4:41.693	22.15	10:29:41.605
4 -	2:09.742	7.216	69.01	10:31:51.347
5 -	2:04.687	2.161	71.81	10:33:56.034
6 -	2:03.610 (3)	1.084	72.44	10:35:59.644
7 -	2:02.526 (1)		73.08	10:38:02.170
8 -	2:03.475 (2)	0.949	72.52	10:40:05.645

P24 78 Richard BARTLETT (M)

LAP	LAP TIME	DIFF	MPH	TIME OF DAY
1 -	2:05.501	2.600	71.34	10:21:06.066
2 -	2:04.806	1.905	71.74	10:23:10.872
3 -	2:05.548	2.647	71.32	10:25:16.420

DIFF = Difference To Personal Best Lap

4 -	2:06.966	4.065	70.52	10:27:23.386
5 -	2:05.545	2.644	71.32	10:29:28.931
6 -	2:03.827 (3)	0.926	72.31	10:31:32.758
7 -	2:04.461	1.560	71.94	10:33:37.219
8 -	2:02.901 (1)		72.85	10:35:40.120
9 -	2:05.045	2.144	71.60	10:37:45.165
10 -	2:03.364 (2)	0.463	72.58	10:39:48.529

P25 21 Matt FLETCHER

LAP	LAP TIME	DIFF	MPH	TIME OF DAY
1 -	2:08.032	4.492	69.93	10:21:18.853
2 -	2:05.757	2.217	71.20	10:23:24.610
3 -	2:07.074	3.534	70.46	10:25:31.684
4 -	2:04.630	1.090	71.84	10:27:36.314
5 -	2:04.016 (2)	0.476	72.20	10:29:40.330
6 -	2:03.540 (1)		72.48	10:31:43.870
7 -	2:05.093	1.553	71.58	10:33:48.963
8 -	2:07.315	3.775	70.33	10:35:56.278
9 -	2:04.077 (3)	0.537	72.16	10:38:00.355
10 -	2:04.476	0.936	71.93	10:40:04.831

P26 312 Peter LANCASTER (M)

LAP	LAP TIME	DIFF	MPH	TIME OF DAY
1 -	2:08.387	4.778	69.74	10:20:50.037
2 -	2:08.561	4.952	69.65	10:22:58.598
3 -	2:05.514	1.905	71.34	10:25:04.112
4 -	2:05.233 (2)	1.624	71.50	10:27:09.345
5 -	2:08.584	4.975	69.63	10:29:17.929
6 -	2:08.762	5.153	69.54	10:31:26.691
7 -	2:07.194	3.585	70.39	10:33:33.885
8 -	2:05.474 (3)	1.865	71.36	10:35:39.359
9 -	2:06.305	2.696	70.89	10:37:45.664
10 -	2:03.609 (1)		72.44	10:39:49.273

P27 264 William BREAME

LAP	LAP TIME	DIFF	MPH	TIME OF DAY
1 -	2:08.832	5.085	69.50	10:21:12.470
2 -	2:04.590	0.843	71.87	10:23:17.060
3 -	2:05.433	1.686	71.38	10:25:22.493
4 -	2:04.874	1.127	71.70	10:27:27.367
5 -	2:06.046	2.299	71.04	10:29:33.413
6 -	2:03.759 (2)	0.012	72.35	10:31:37.172
7 -	2:05.323	1.576	71.45	10:33:42.495
8 -	2:16.628	12.881	65.53	10:35:59.123
9 -	2:04.468 (3)	0.721	71.94	10:38:03.591
10 -	2:03.747 (1)		72.36	10:40:07.338

P28 68 Ashley HEATH (M)

LAP	LAP TIME	DIFF	MPH	TIME OF DAY
1 -	2:11.730	7.000	67.97	10:20:55.854
2 -	2:09.041	4.311	69.39	10:23:04.895
3 -	2:09.135	4.405	69.34	10:25:14.030
4 -	2:09.877	5.147	68.94	10:27:23.907
5 -	2:07.181	2.451	70.40	10:29:31.088
6 -	2:05.024 (2)	0.294	71.62	10:31:36.112
7 -	2:05.697 (3)	0.967	71.23	10:33:41.809
8 -	2:04.730 (1)		71.79	10:35:46.539
9 -	2:09.249 P	4.519	69.28	10:37:55.788

Weather / Track : Bright / Dry

BRSCC Mazda MX5 Championship - Group 2

QUALIFYING - RACE 4 - LAP ANALYSIS

DIFF = Difference To Personal Best Lap

P29 17 Andrew MACGREGOR (M)				
LAP	LAP TIME	DIFF	MPH	TIME OF DAY
1 -	2:12.629	7.873	67.51	10:21:36.596
2 -	2:10.586	5.830	68.57	10:23:47.182
3 -	2:07.364	2.608	70.30	10:25:54.546
4 -	2:05.736	0.980	71.21	10:28:00.282
5 -	2:06.332	1.576	70.88	10:30:06.614
6 -	2:05.505 (3)	0.749	71.34	10:32:12.119
7 -	2:05.426 (2)	0.670	71.39	10:34:17.545
8 -	2:06.431	1.675	70.82	10:36:23.976
9 -	2:04.756 (1)		71.77	10:38:28.732

P30 15 Rob MUGGLESTONE				
LAP	LAP TIME	DIFF	MPH	TIME OF DAY
1 -	2:09.199	3.437	69.30	10:21:01.872
2 -	2:10.285	4.523	68.72	10:23:12.157
3 -	2:07.033 (3)	1.271	70.48	10:25:19.190
4 -	2:07.106	1.344	70.44	10:27:26.296
5 -	2:08.154	2.392	69.87	10:29:34.450
6 -	2:06.542 (2)	0.780	70.76	10:31:40.992
7 -	2:27.187	21.425	60.83	10:34:08.179
8 -	2:05.762 (1)		71.20	10:36:13.941
9 -	2:08.340	2.578	69.77	10:38:22.281

BRSCC Mazda MX5 Championship - Group 2

QUALIFYING - RACE 4 - STATISTICS

Competitors Started 30
Planned Start 2019-08-17 @ 10:35:00.000
Actual Start 2019-08-17 @ 10:18:05.173
Finish Time 2019-08-17 @ 10:38:08.946
Track Length 2.4873mi.
Total Laps 294
Total Distance Covered 731.2805mi.

Session Fastest Lap History

NO	NAME	LAP TIME	TIME OF DAY	LAP	VEHICLE
63	Oliver ALLWOOD	1:58.148	10:20:29.329	1	Mazda MX-5 Mk1
93	Jack BREWER	1:57.736	10:20:32.430	1	Mazda MX-5 Mk1
63	Oliver ALLWOOD	1:57.008	10:24:23.615	3	Mazda MX-5 Mk1
77	Steve FODEN	1:56.914	10:28:27.236	5	Mazda MX-5 Mk1
1	Will BLACKWELL-CHAMBERS	1:56.866	10:34:19.458	8	Mazda MX-5 Mk1
63	Oliver ALLWOOD	1:56.703	10:35:13.929	8	Mazda MX-5 Mk1
77	Steve FODEN	1:56.640	10:36:15.495	9	Mazda MX-5 Mk1
63	Oliver ALLWOOD	1:56.600	10:39:07.172	10	Mazda MX-5 Mk1

Flag History

TYPE	TIME OF DAY
GREEN	10:18:05.173
FINISH	10:38:08.946

Flag Statistics

TYPE	COUNT	TOTAL LAPS	TOTAL TIME
Green	1	10	25:34.890
Red	0	0	0.000
Safety Car	0	0	0.000
FCY	0	0	0.000

Weather / Track : Bright / Dry

These results are provisional until the conclusion of any judicial and technical matters.

Donington Park GP

Circuit Length = 2.4873 miles


Start: 10:18 Flag 10:38 End: 10:43

Clerk Of Course :

Timekeeper :

BRSCC Mazda MX5 Championship - Group 1

RACE 2 - GRID (20 minutes) - AMENDED

ROW 16	31	45	Graham RUMSEY (M)	32	74	2:01.352	Clive CHISNALL (M)
ROW 15	29	180	Peter TYLER (M)	30	56	2:01.343	Thomas JENKINS
ROW 14	27	16	Dugald MACGREGOR (M)	28	32	2:00.929	Callum GREATREX
ROW 13	25	51	Oliver ATTARD	26	263	2:00.765	Fraser FENWICK
ROW 12	23	117	Michael CLOSE	24	7	2:00.294	Adrian BURGE (M)
ROW 11	21	57	Oliver JENKINS	22	25	1:59.972	Ivan LEARY (M)
ROW 10	19	60	Nick LE DOYEN (M)	20	95	1:59.800	Ian BLAKE
ROW 9	17	26	Charlie RAWLES	18	65	1:59.758	William HAYDEN
ROW 8	15	177	Jack RAWLES	544	Jack MOODY		
ROW 7	13	8	Lewis CANNON	14	55	1:58.548	Matt POLLARD
ROW 6	11	722	Alan HAWKINS (M)	12	81	1:58.357	Sebastian FISHER
ROW 5	9	30	Dave TURTON	10	4	1:58.295	Adam BESSELL
ROW 4	7	666	David WATERS	8	33	1:58.072	Jason GREATREX (M)
ROW 3	5	96	Charles MUGGLESTONE	6	24	1:57.999	Oliver GRAHAM
ROW 2	3	1	Will BLACKWELL-CHAMBERS	4	5	1:57.249	John LANGRIDGE
ROW 1	1	77	Steve FODEN	2	41	1:57.008	Joe WIGGIN
Pole							
							

Donington Park GP
Circuit Length = 2.4873 miles

These results are provisional until the conclusion of any judicial and technical matters.

Clerk Of Course :	Steward :	Timekeeper :

BRSCC Mazda MX5 Championship - Group 2

RACE 4 - GRID (20 minutes) - AMENDED

ROW 16	10 second delay	31	93 Jack BREWER	32	29 Adam CRAIG
ROW 15					
ROW 14		27	77 Steve FODEN	28	72 Matt LUFF
ROW 13		25	37 Tim DORE (M)	26	54 Marcus BAILEY (M)
ROW 12		23	63 Oliver ALLWOOD	24	23 Martin TOLLEY (M)
ROW 11		21	38 Andrew DEAN	22	85 Anthony PETTIGREW
ROW 10		19	9 James LOVE	20	58 Dale WHITEMAN (M)
ROW 9		17	11 Mark BOND	18	16 2:01.241 Dugald MACGREGOR (M)
ROW 8		15	15 2:05.762 Rob MUGGLESTONE	16	291 Luke SOUCH
ROW 7		13	17 2:04.756 Andrew MACGREGOR (M)	14	246 Bill RAWLES
ROW 6		11	68 2:04.730 Ashley HEATH (M)	12	53 Jonathan FIELDSSEND (M)
ROW 5		9	264 2:03.747 William BREAME	10	90 Bruce ROBINSON (M)
ROW 4		7	312 2:03.609 Peter LANCASTER (M)	8	27 Christian DANN
ROW 3		5	78 2:02.901 Richard BARTLETT (M)	6	20 Christopher GINN (M)
ROW 2		3	42 2:02.526 Toby OWEN	4	21 Matt FLETCHER
ROW 1		1	10 2:02.186 Thomas MALLETT	2	82 Michael KNIBBS
	Pole				

Car 72 - 5 grid place penalty applied from Oulton Park

Donington Park GP
 Circuit Length = 2.4873 miles

These results are provisional until the conclusion of any judicial and technical matters.

Clerk Of Course :	Steward :	Timekeeper :

Results can be found at www.tsl-timing.com

Printed - 14:48 Saturday, 17 August 2019

BRSCC Mazda MX5 Championship - 1A
RACE 2 - CLASSIFICATION - THIRD AMENDMENT

POS	NO	NAME	ENTRY	LAPS	TIME	GAP	DIFF	MPH	BEST	ON
1	41	Joe WIGGIN	Mazda MX-5 Mk1	11	21:43.016			75.48	1:56.699	3
2	77	Steve FODEN	Mazda MX-5 Mk1	11	21:44.113	1.097	1.097	75.42	1:57.273	9
3	5	John LANGRIDGE	Mazda MX-5 Mk1	11	21:44.302	1.286	0.189	75.41	1:56.647	3
4	1	Will BLACKWELL-CHAMBERS	Mazda MX-5 Mk1	11	21:45.759	2.743	1.457	75.32	1:57.000	3
5	4	Adam BESSELL	Mazda MX-5 Mk1	11	21:47.010	3.994	1.251	75.25	1:57.567	5
6	55	Matt POLLARD	Mazda MX-5 Mk1	11	21:58.078	15.062	11.068	74.62	1:58.017	4
7	81	Sebastian FISHER	Mazda MX-5 Mk1	11	21:58.367	15.351	0.289	74.60	1:58.246	8
8	33	Jason GREATREX (M)	Mazda MX-5 Mk1	11	21:59.427	16.411	1.060	74.54	1:57.698	5
9	30	Dave TURTON	Mazda MX-5 Mk1	11	22:00.961	17.945	1.534	74.46	1:58.691	3
10	24*	Oliver GRAHAM	Mazda MX-5 Mk1	11	22:04.371	21.355	3.410	74.27	1:58.264	8
11	96	Charles MUGGLESTONE	Mazda MX-5 Mk1	11	22:09.961	26.945	5.590	73.95	1:58.699	3
12	666	David WATERS	Mazda MX-5 Mk1	11	22:10.212	27.196	0.251	73.94	1:58.815	8
13	544	Jack MOODY	Mazda MX-5 Mk1	11	22:11.203	28.187	0.991	73.88	1:59.707	6
14	177	Jack RAWLES	Mazda MX-5 Mk1	11	22:11.422	28.406	0.219	73.87	1:59.360	3
15	65	William HAYDEN	Mazda MX-5 Mk1	11	22:14.468	31.452	3.046	73.70	1:59.434	4
16	263	Fraser FENWICK	Mazda MX-5 Mk1	11	22:15.097	32.081	0.629	73.67	1:59.884	9
17	26*	Charlie RAWLES	Mazda MX-5 Mk1	11	22:20.784	37.768	5.687	73.36	1:59.354	4
18	722	Alan HAWKINS (M)	Mazda MX-5 Mk1	11	22:24.834	41.818	4.050	73.14	1:59.850	7
19	60	Nick LE DOYEN (M)	Mazda MX-5 Mk1	11	22:25.641	42.625	0.807	73.09	2:00.647	3
20	57	Oliver JENKINS	Mazda MX-5 Mk1	11	22:26.195	43.179	0.554	73.06	2:00.526	8
21	117	Michael CLOSE	Mazda MX-5 Mk1	11	22:28.328	45.312	2.133	72.95	2:00.892	3
22	95	Ian BLAKE	Mazda MX-5 Mk1	11	22:28.697	45.681	0.369	72.93	2:00.761	3
23	74	Clive CHISNALL (M)	Mazda MX-5 Mk1	11	22:29.467	46.451	0.770	72.88	2:00.412	6
24	32	Callum GREATREX	Mazda MX-5 Mk1	11	22:31.059	48.043	1.592	72.80	1:59.903	9
25	25	Ivan LEARY (M)	Mazda MX-5 Mk1	11	22:33.847	50.831	2.788	72.65	2:01.177	7
26	56	Thomas JENKINS	Mazda MX-5 Mk1	11	22:38.848	55.832	5.001	72.38	2:00.920	6
27	45	Graham RUMSEY (M)	Mazda MX-5 Mk1	11	22:42.813	59.797	3.965	72.17	2:01.532	10
28	16	Dugald MACGREGOR (M)	Mazda MX-5 Mk1	11	22:43.805	1:00.789	0.992	72.12	2:01.801	2
29	7	Adrian BURGE (M)	Mazda MX-5 Mk1	11	23:08.089	1:25.073	24.284	70.86	1:59.568	4
30	51	Oliver ATTARD	Mazda MX-5 Mk1	11	23:22.097	1:39.081	14.008	70.15	2:01.176	3

NOT CLASSIFIED

DNF	180	Peter TYLER (M)	Mazda MX-5 Mk1	5	10:26.828	6 Laps	6 Laps	71.20	2:01.977	2
DQ	8	Lewis CANNON	Mazda MX-5 Mk1	0						

FASTEST LAP

	5	John LANGRIDGE	Mazda MX-5 Mk1	3	1:56.647		76.76 mph		123.54 kph	
--	---	----------------	----------------	---	----------	--	-----------	--	------------	--

Cars 24 & 26 - 5 second time penalty applied - track limits

Cars 16 & 77 - formal reprimand, Clerk of Course decision. Causing a collision & apparent lack of control. Q14.4.4 refers

Car 96 - reinstated in result following appeal

Car 8 disqualified from result - Clerk of Course decision, driving in a manner incompatible with general safety. C1.1.5 refers

Donington Park GP

Circuit Length = 2.4873 miles

Start: 14:06 Flag 14:27 End: 14:29

Weather / Track : Bright / Dry

These results are provisional until the conclusion of any judicial and technical matters.

Clerk Of Course :	Steward :	Timekeeper :

 Results can be found at www.tsl-timing.com

Printed - 19:46 Saturday, 17 August 2019

BRSCC Mazda MX5 Championship - Group 1

RACE 2 - LAP CHART

LAP 1 @ 14:08:13.231			LAP 2 @ 14:10:10.703			LAP 3 @ 14:12:08.240			LAP 4 @ 14:14:07.445			LAP 5 @ 14:16:05.451		
NO	BEHIND	LAP TIME	NO	BEHIND	LAP TIME	NO	BEHIND	LAP TIME	NO	BEHIND	LAP TIME	NO	BEHIND	LAP TIME
77		2:01.816	77		1:57.472	77		1:57.537	41		1:58.991	41		1:58.006
41	1.032	2:02.848	41	1.052	1:57.492	41	0.214	1:56.699	77	0.469	1:59.674	77	0.393	1:57.930
5	1.432	2:03.248	5	2.200	1:58.240	5	1.310	1:56.647	5	0.861	1:58.756	5	1.431	1:58.576
1	1.609	2:03.425	1	2.634	1:58.497	1	2.097	1:57.000	1	0.867	1:57.975	1	1.741	1:58.880
96	1.894	2:03.710	4	3.699	1:57.936	4	4.192	1:58.030	4	3.091	1:58.104	4	2.652	1:57.567
33	2.295	2:04.111	33	4.096	1:59.273	33	5.021	1:58.462	33	3.895	1:58.079	33	3.587	1:57.698
4	3.235	2:05.051	96	4.397	1:59.975	96	5.559	1:58.699	96	5.890	1:59.536	55	9.375	2:01.037
30	4.125	2:05.941	30	5.668	1:59.015	30	6.822	1:58.691	55	6.344	1:58.017	30	9.754	2:00.859
8	4.207	2:06.023	55	6.803	1:59.694	55	7.532	1:58.266	30	6.901	1:59.284	96	10.094	2:02.210
24	4.340	2:06.156	666	6.996	1:59.586	666	10.321	2:00.862	24	9.900	1:58.470	24	10.811	1:58.917
55	4.581	2:06.397	8	7.071	2:00.336	24	10.635	2:01.021	81	11.624	1:59.565	81	12.345	1:58.727
666	4.882	2:06.698	24	7.151	2:00.283	81	11.264	2:00.854	8	11.826	1:59.524	8	13.040	1:59.220
81	5.158	2:06.974	81	7.947	2:00.261	8	11.507	2:01.973	666	11.943	2:00.827	666	13.270	1:59.333
544	5.358	2:07.174	544	8.547	2:00.661	544	11.812	2:00.802	544	12.333	1:59.726	177	15.832	2:01.288
722	5.957	2:07.773	65	9.927	2:00.224	177	11.994	1:59.360	177	12.550	1:59.761	544	16.181	2:01.854
177	6.898	2:08.714	177	10.171	2:00.745	65	12.609	2:00.219	65	12.838	1:59.434	7	17.054	2:00.718
65	7.175	2:08.991	7	11.278	2:00.331	7	13.979	2:00.238	7	14.342	1:59.568	26	17.238	2:00.215
26	7.536	2:09.352	60	11.654	2:01.026	60	14.764	2:00.647	26	15.029	1:59.354	65	17.958	2:03.126
60	8.100	2:09.916	26	11.979	2:01.915	26	14.880	2:00.438	263	17.397	2:00.877	263	19.422	2:00.031
7	8.419	2:10.235	117	12.157	2:00.904	117	15.512	2:00.892	722	18.529	2:00.812	60	22.759	2:01.957
117	8.725	2:10.541	57	12.527	2:00.824	263	15.725	2:00.032	60	18.808	2:03.249	57	23.029	2:01.790
57	9.175	2:10.991	722	12.753	2:04.268	57	16.362	2:01.372	57	19.245	2:02.088	117	23.636	2:02.033
263	9.931	2:11.747	263	13.230	2:00.771	722	16.922	2:01.706	117	19.609	2:03.302	722	23.751	2:03.228
56	10.632	2:12.448	95	14.768	2:00.796	95	17.992	2:00.761	95	19.930	2:01.143	95	24.052	2:02.128
95	11.444	2:13.260	56	15.667	2:02.507	74	20.859	2:01.107	74	24.086	2:02.432	74	27.875	2:01.795
25	11.930	2:13.746	25	16.051	2:01.593	56	21.161	2:03.031	56	24.443	2:02.487	56	28.041	2:01.604
16	13.282	2:15.098	74	17.289	2:01.239	16	22.981	2:02.907	16	26.778	2:03.002	25	30.495	2:01.654
74	13.522	2:15.338	16	17.611	2:01.801	180	23.700	2:02.177	25	26.847	2:01.964	32	31.799	2:01.890
45	13.857	2:15.673	180	19.060	2:01.977	25	24.088	2:05.574	45	27.416	2:01.783	16	32.547	2:03.775
180	14.555	2:16.371	45	19.386	2:03.001	45	24.838	2:02.989	180	27.559	2:03.064	180	32.792	2:03.239
32	18.507	2:20.323	32	22.481	2:01.446	32	26.842	2:01.898	32	27.915	2:00.278	45	33.926	2:04.516
51	57.220	2:59.036	51	1:01.715	2:01.967	51	1:05.354	2:01.176	51	1:07.395	2:01.246	51	1:11.136	2:01.747

Weather / Track : Bright / Dry

BRSCC Mazda MX5 Championship - Group 1

RACE 2 - LAP CHART

LAP 6 @ 14:18:03.219			LAP 7 @ 14:20:01.603			LAP 8 @ 14:21:59.784			LAP 9 @ 14:23:57.266			LAP 10 @ 14:25:55.434		
NO	BEHIND	LAP TIME	NO	BEHIND	LAP TIME	NO	BEHIND	LAP TIME	NO	BEHIND	LAP TIME	NO	BEHIND	LAP TIME
41		1:57.768	41		1:58.384	41		1:58.181	41		1:57.482	41		1:58.168
77	0.590	1:57.965	77	2.002	1:59.796	77	1.440	1:57.619	77	1.231	1:57.273	77	0.470	1:57.407
5	1.015	1:57.352	5	2.383	1:59.752	5	1.849	1:57.647	5	1.981	1:57.614	5	0.999	1:57.186
1	1.462	1:57.489	1	3.242	2:00.164	1	2.986	1:57.925	1	3.562	1:58.058	1	3.307	1:57.913
4	2.780	1:57.896	4	3.648	1:59.252	4	3.526	1:58.059	4	4.468	1:58.424	4	4.435	1:58.135
33	4.684	1:58.865	33	7.134	2:00.834	33	9.222	2:00.269	33	12.165	2:00.425	33	14.243	2:00.246
55	10.440	1:58.833	55	12.102	2:00.046	55	12.419	1:58.498	55	13.425	1:58.488	55	14.374	1:59.117
30	10.907	1:58.921	30	12.448	1:59.925	30	13.193	1:58.926	81	14.614	1:58.487	81	14.815	1:58.369
96	11.639	1:59.313	81	13.544	1:58.801	81	13.609	1:58.246	24	15.317	1:58.723	24	16.342	1:59.193
24	12.464	1:59.421	24	13.993	1:59.913	24	14.076	1:58.264	30	16.097	2:00.386	30	17.568	1:59.639
81	13.127	1:58.550	96	14.307	2:01.052	96	15.405	1:59.279	96	19.340	2:01.417	96	22.450	2:01.278
8	14.267	1:58.995	666	15.611	1:59.567	666	16.245	1:58.815	8	20.643	2:01.215	8	22.721	2:00.246
666	14.428	1:58.926	8	15.845	1:59.962	8	16.910	1:59.246	666	20.967	2:02.204	666	23.130	2:00.331
544	18.120	1:59.707	544	20.151	2:00.415	544	22.109	2:00.139	544	24.655	2:00.028	177	27.040	2:00.241
177	18.284	2:00.220	177	20.809	2:00.909	177	22.647	2:00.019	177	24.967	1:59.802	544	27.066	2:00.579
7	20.017	2:00.731	7	22.088	2:00.455	7	24.652	2:00.745	7	27.972	2:00.802	65	30.942	2:00.750
65	21.405	2:01.215	65	23.502	2:00.481	65	25.326	2:00.005	65	28.360	2:00.516	263	31.094	2:00.592
263	21.665	2:00.011	263	23.812	2:00.531	263	26.268	2:00.637	263	28.670	1:59.884	26	31.923	1:59.974
26	21.678	2:02.208	26	24.829	2:01.535	26	27.725	2:01.077	26	30.117	1:59.874	60	39.359	2:01.301
60	26.589	2:01.598	60	29.268	2:01.063	60	32.372	2:01.285	60	36.226	2:01.336	57	39.688	2:00.991
722	28.137	2:02.154	722	29.603	1:59.850	722	32.916	2:01.494	57	36.865	2:00.898	722	39.689	2:00.581
57	28.719	2:03.458	57	31.104	2:00.769	57	33.449	2:00.526	722	37.276	2:01.842	117	43.364	2:01.938
117	29.749	2:03.881	117	32.960	2:01.595	117	35.793	2:01.014	117	39.594	2:01.283	95	43.852	2:01.294
95	30.004	2:03.720	74	33.340	2:01.205	74	36.213	2:01.054	74	40.587	2:01.856	74	44.377	2:01.958
74	30.519	2:00.412	95	33.879	2:02.259	95	36.781	2:01.083	95	40.726	2:01.427	32	44.634	2:00.820
56	31.193	2:00.920	56	35.464	2:02.655	32	39.561	2:01.419	32	41.982	1:59.903	25	48.307	2:01.614
25	34.198	2:01.471	32	36.323	2:00.454	25	40.699	2:01.889	25	44.861	2:01.644	56	50.887	2:03.050
32	34.253	2:00.222	25	36.991	2:01.177	56	41.182	2:03.899	56	46.005	2:02.305	16	55.590	2:02.144
16	37.328	2:02.549	16	42.468	2:03.524	16	46.463	2:02.176	16	51.614	2:02.633	45	56.076	2:01.532
45	39.567	2:03.409	45	43.810	2:02.627	45	47.883	2:02.254	45	52.712	2:02.311	7	1:10.999	2:41.195
51	1:14.839	2:01.471	51	1:17.891	2:01.436	51	1:26.362	2:06.652	51	1:30.594	2:01.714	51	1:34.888	2:02.462

Weather / Track : Bright / Dry

Donington Park GP

Circuit Length = 2.4873 miles

Start: 14:06 Flag 14:27 End: 14:29

BRSCC Mazda MX5 Championship - Group 1

RACE 2 - LAP CHART

LAP 11 @ 14:27:54.431

NO	BEHIND	LAP TIME
41		1:58.997
77	1.097	1:59.624
5	1.286	1:59.284
1	2.743	1:58.433
4	3.994	1:58.556
55	15.062	1:59.685
81	15.351	1:59.533
24	16.355	1:59.010
33	16.411	2:01.165
30	17.945	1:59.374
96	26.945	2:03.492
666	27.196	2:03.063
8	27.400	2:03.676
544	28.187	2:00.118
177	28.406	2:00.363
65	31.452	1:59.507
263	32.081	1:59.984
26	32.768	1:59.842
722	41.818	2:01.126
60	42.625	2:02.263
57	43.179	2:02.488
117	45.312	2:00.945
95	45.681	2:00.826
74	46.451	2:01.071
32	48.043	2:02.406
25	50.831	2:01.521
56	55.832	2:03.942
45	59.797	2:02.718
16	1:00.789	2:04.196
7	1:25.073	2:13.071
51	1:39.081	2:03.190

Weather / Track : Bright / Dry

Results can be found at www.tsl-timing.com

Page 3 of 3

Donington Park GP
Circuit Length = 2.4873 miles
Start: 14:06 Flag 14:27 End: 14:29

Printed - 14:33 Saturday, 17 August 2019

BRSCC Mazda MX5 Championship - Group 1

RACE 2 - LAP ANALYSIS

DIFF = Difference To Personal Best Lap

P1 41 Joe WIGGIN				
LAP	LAP TIME	DIFF	MPH	TIME OF DAY
1 -	2:02.848	6.149	72.89	14:08:14.263
2 -	1:57.492 (3)	0.793	76.21	14:10:11.755
3 -	1:56.699 (1)		76.73	14:12:08.454
4 -	1:58.991	2.292	75.25	14:14:07.445
5 -	1:58.006	1.307	75.88	14:16:05.451
6 -	1:57.768	1.069	76.03	14:18:03.219
7 -	1:58.384	1.685	75.63	14:20:01.603
8 -	1:58.181	1.482	75.76	14:21:59.784
9 -	1:57.482 (2)	0.783	76.21	14:23:57.266
10 -	1:58.168	1.469	75.77	14:25:55.434
11 -	1:58.997	2.298	75.24	14:27:54.431

P2 77 Steve FODEN				
LAP	LAP TIME	DIFF	MPH	TIME OF DAY
1 -	2:01.816	4.543	73.50	14:08:13.231
2 -	1:57.472 (3)	0.199	76.22	14:10:10.703
3 -	1:57.537	0.264	76.18	14:12:08.240
4 -	1:59.674	2.401	74.82	14:14:07.914
5 -	1:57.930	0.657	75.93	14:16:05.844
6 -	1:57.965	0.692	75.90	14:18:03.809
7 -	1:59.796	2.523	74.74	14:20:03.605
8 -	1:57.619	0.346	76.13	14:22:01.224
9 -	1:57.273 (1)		76.35	14:23:58.497
10 -	1:57.407 (2)	0.134	76.26	14:25:55.904
11 -	1:59.624	2.351	74.85	14:27:55.528

P3 5 John LANGRIDGE				
LAP	LAP TIME	DIFF	MPH	TIME OF DAY
1 -	2:03.248	6.601	72.65	14:08:14.663
2 -	1:58.240	1.593	75.73	14:10:12.903
3 -	1:56.647 (1)		76.76	14:12:09.550
4 -	1:58.756	2.109	75.40	14:14:08.306
5 -	1:58.576	1.929	75.51	14:16:06.882
6 -	1:57.352 (3)	0.705	76.30	14:18:04.234
7 -	1:59.752	3.105	74.77	14:20:03.986
8 -	1:57.647	1.000	76.11	14:22:01.633
9 -	1:57.614	0.967	76.13	14:23:59.247
10 -	1:57.186 (2)	0.539	76.41	14:25:56.433
11 -	1:59.284	2.637	75.06	14:27:55.717

P4 1 Will BLACKWELL-CHAMBERS				
LAP	LAP TIME	DIFF	MPH	TIME OF DAY
1 -	2:03.425	6.425	72.54	14:08:14.840
2 -	1:58.497	1.497	75.56	14:10:13.337
3 -	1:57.000 (1)		76.53	14:12:10.337
4 -	1:57.975	0.975	75.90	14:14:08.312
5 -	1:58.880	1.880	75.32	14:16:07.192
6 -	1:57.489 (2)	0.489	76.21	14:18:04.681
7 -	2:00.164	3.164	74.51	14:20:04.845
8 -	1:57.925	0.925	75.93	14:22:02.770
9 -	1:58.058	1.058	75.84	14:24:00.828
10 -	1:57.913 (3)	0.913	75.94	14:25:58.741
11 -	1:58.433	1.433	75.60	14:27:57.174

P5 4 Adam BESSELL				
LAP	LAP TIME	DIFF	MPH	TIME OF DAY
1 -	2:05.051	7.484	71.60	14:08:16.466
2 -	1:57.936 (3)	0.369	75.92	14:10:14.402

DIFF = Difference To Personal Best Lap

3 -	1:58.030	0.463	75.86	14:12:12.432
4 -	1:58.104	0.537	75.81	14:14:10.536
5 -	1:57.567 (1)		76.16	14:16:08.103
6 -	1:57.896 (2)	0.329	75.95	14:18:05.999
7 -	1:59.252	1.685	75.08	14:20:05.251
8 -	1:58.059	0.492	75.84	14:22:03.310
9 -	1:58.424	0.857	75.61	14:24:01.734
10 -	1:58.135	0.568	75.79	14:25:59.869
11 -	1:58.556	0.989	75.52	14:27:58.425

P6 55 Matt POLLARD				
LAP	LAP TIME	DIFF	MPH	TIME OF DAY
1 -	2:06.397	8.380	70.84	14:08:17.812
2 -	1:59.694	1.677	74.81	14:10:17.506
3 -	1:58.266 (2)	0.249	75.71	14:12:15.772
4 -	1:58.017 (1)		75.87	14:14:13.789
5 -	2:01.037	3.020	73.98	14:16:14.826
6 -	1:58.833	0.816	75.35	14:18:13.659
7 -	2:00.046	2.029	74.59	14:20:13.705
8 -	1:58.498	0.481	75.56	14:22:12.203
9 -	1:58.488 (3)	0.471	75.57	14:24:10.691
10 -	1:59.117	1.100	75.17	14:26:09.808
11 -	1:59.685	1.668	74.81	14:28:09.493

P7 81 Sebastian FISHER				
LAP	LAP TIME	DIFF	MPH	TIME OF DAY
1 -	2:06.974	8.728	70.52	14:08:18.389
2 -	2:00.261	2.015	74.45	14:10:18.650
3 -	2:00.854	2.608	74.09	14:12:19.504
4 -	1:59.565	1.319	74.89	14:14:19.069
5 -	1:58.727	0.481	75.42	14:16:17.796
6 -	1:58.550	0.304	75.53	14:18:16.346
7 -	1:58.801	0.555	75.37	14:20:15.147
8 -	1:58.246 (1)		75.72	14:22:13.393
9 -	1:58.487 (3)	0.241	75.57	14:24:11.880
10 -	1:58.369 (2)	0.123	75.64	14:26:10.249
11 -	1:59.533	1.287	74.91	14:28:09.782

P8 33 Jason GREATREX (M)				
LAP	LAP TIME	DIFF	MPH	TIME OF DAY
1 -	2:04.111	6.413	72.14	14:08:15.526
2 -	1:59.273	1.575	75.07	14:10:14.799
3 -	1:58.462 (3)	0.764	75.58	14:12:13.261
4 -	1:58.079 (2)	0.381	75.83	14:14:11.340
5 -	1:57.698 (1)		76.07	14:16:09.038
6 -	1:58.865	1.167	75.33	14:18:07.903
7 -	2:00.834	3.136	74.10	14:20:08.737
8 -	2:00.269	2.571	74.45	14:22:09.006
9 -	2:00.425	2.727	74.35	14:24:09.431
10 -	2:00.246	2.548	74.46	14:26:09.677
11 -	2:01.165	3.467	73.90	14:28:10.842

P9 30 Dave TURTON				
LAP	LAP TIME	DIFF	MPH	TIME OF DAY
1 -	2:05.941	7.250	71.10	14:08:17.356
2 -	1:59.015	0.324	75.23	14:10:16.371
3 -	1:58.691 (1)		75.44	14:12:15.062
4 -	1:59.284	0.593	75.06	14:14:14.346
5 -	2:00.859	2.168	74.09	14:16:15.205
6 -	1:58.921 (2)	0.230	75.29	14:18:14.126
7 -	1:59.925	1.234	74.66	14:20:14.051

Weather / Track : Bright / Dry

BRSCC Mazda MX5 Championship - Group 1

RACE 2 - LAP ANALYSIS

DIFF = Difference To Personal Best Lap

8 -	1:58.926 (3)	0.235	75.29	14:22:12.977
9 -	2:00.386	1.695	74.38	14:24:13.363
10 -	1:59.639	0.948	74.84	14:26:13.002
11 -	1:59.374	0.683	75.01	14:28:12.376

P10 24 Oliver GRAHAM

LAP	LAP TIME	DIFF	MPH	TIME OF DAY
1 -	2:06.156	7.892	70.97	14:08:17.571
2 -	2:00.283	2.019	74.44	14:10:17.854
3 -	2:01.021	2.757	73.99	14:12:18.875
4 -	1:58.470 (2)	0.206	75.58	14:14:17.345
5 -	1:58.917	0.653	75.30	14:16:16.262
6 -	1:59.421	1.157	74.98	14:18:15.683
7 -	1:59.913	1.649	74.67	14:20:15.596
8 -	1:58.264 (1)		75.71	14:22:13.860
9 -	1:58.723 (3)	0.459	75.42	14:24:12.583
10 -	1:59.193	0.929	75.12	14:26:11.776
11 -	1:59.010	0.746	75.24	14:28:10.786

P11 96 Charles MUGGLESTONE

LAP	LAP TIME	DIFF	MPH	TIME OF DAY
1 -	2:03.710	5.011	72.38	14:08:15.125
2 -	1:59.975	1.276	74.63	14:10:15.100
3 -	1:58.699 (1)		75.43	14:12:13.799
4 -	1:59.536	0.837	74.91	14:14:13.335
5 -	2:02.210	3.511	73.27	14:16:15.545
6 -	1:59.313 (3)	0.614	75.05	14:18:14.858
7 -	2:01.052	2.353	73.97	14:20:15.910
8 -	1:59.279 (2)	0.580	75.07	14:22:15.189
9 -	2:01.417	2.718	73.74	14:24:16.606
10 -	2:01.278	2.579	73.83	14:26:17.884
11 -	2:03.492	4.793	72.51	14:28:21.376

P12 666 David WATERS

LAP	LAP TIME	DIFF	MPH	TIME OF DAY
1 -	2:06.698	7.883	70.67	14:08:18.113
2 -	1:59.586	0.771	74.87	14:10:17.699
3 -	2:00.862	2.047	74.08	14:12:18.561
4 -	2:00.827	2.012	74.10	14:14:19.388
5 -	1:59.333 (3)	0.518	75.03	14:16:18.721
6 -	1:58.926 (2)	0.111	75.29	14:18:17.647
7 -	1:59.567	0.752	74.89	14:20:17.214
8 -	1:58.815 (1)		75.36	14:22:16.029
9 -	2:02.204	3.389	73.27	14:24:18.233
10 -	2:00.331	1.516	74.41	14:26:18.564
11 -	2:03.063	4.248	72.76	14:28:21.627

P13 8 Lewis CANNON

LAP	LAP TIME	DIFF	MPH	TIME OF DAY
1 -	2:06.023	7.028	71.05	14:08:17.438
2 -	2:00.336	1.341	74.41	14:10:17.774
3 -	2:01.973	2.978	73.41	14:12:19.747
4 -	1:59.524	0.529	74.91	14:14:19.271
5 -	1:59.220 (2)	0.225	75.10	14:16:18.491
6 -	1:58.995 (1)		75.25	14:18:17.486
7 -	1:59.962	0.967	74.64	14:20:17.448
8 -	1:59.246 (3)	0.251	75.09	14:22:16.694
9 -	2:01.215	2.220	73.87	14:24:17.909
10 -	2:00.246	1.251	74.46	14:26:18.155
11 -	2:03.676	4.681	72.40	14:28:21.831

DIFF = Difference To Personal Best Lap

P14 544 Jack MOODY

LAP	LAP TIME	DIFF	MPH	TIME OF DAY
1 -	2:07.174	7.467	70.41	14:08:18.589
2 -	2:00.661	0.954	74.21	14:10:19.250
3 -	2:00.802	1.095	74.12	14:12:20.052
4 -	1:59.726 (2)	0.019	74.79	14:14:19.778
5 -	2:01.854	2.147	73.48	14:16:21.632
6 -	1:59.707 (1)		74.80	14:18:21.339
7 -	2:00.415	0.708	74.36	14:20:21.754
8 -	2:00.139	0.432	74.53	14:22:21.893
9 -	2:00.028 (3)	0.321	74.60	14:24:21.921
10 -	2:00.579	0.872	74.26	14:26:22.500
11 -	2:00.118	0.411	74.54	14:28:22.618

P15 177 Jack RAWLES

LAP	LAP TIME	DIFF	MPH	TIME OF DAY
1 -	2:08.714	9.354	69.56	14:08:20.129
2 -	2:00.745	1.385	74.16	14:10:20.874
3 -	1:59.360 (1)		75.02	14:12:20.234
4 -	1:59.761 (2)	0.401	74.76	14:14:19.995
5 -	2:01.288	1.928	73.82	14:16:21.283
6 -	2:00.220	0.860	74.48	14:18:21.503
7 -	2:00.909	1.549	74.05	14:20:22.412
8 -	2:00.019	0.659	74.60	14:22:22.431
9 -	1:59.802 (3)	0.442	74.74	14:24:22.233
10 -	2:00.241	0.881	74.47	14:26:22.474
11 -	2:00.363	1.003	74.39	14:28:22.837

P16 65 William HAYDEN

LAP	LAP TIME	DIFF	MPH	TIME OF DAY
1 -	2:08.991	9.557	69.41	14:08:20.406
2 -	2:00.224	0.790	74.48	14:10:20.630
3 -	2:00.219	0.785	74.48	14:12:20.849
4 -	1:59.434 (1)		74.97	14:14:20.283
5 -	2:03.126	3.692	72.72	14:16:23.409
6 -	2:01.215	1.781	73.87	14:18:24.624
7 -	2:00.481	1.047	74.32	14:20:25.105
8 -	2:00.005 (3)	0.571	74.61	14:22:25.110
9 -	2:00.516	1.082	74.30	14:24:25.626
10 -	2:00.750	1.316	74.15	14:26:26.376
11 -	1:59.507 (2)	0.073	74.92	14:28:25.883

P17 263 Fraser FENWICK

LAP	LAP TIME	DIFF	MPH	TIME OF DAY
1 -	2:11.747	11.863	67.96	14:08:23.162
2 -	2:00.771	0.887	74.14	14:10:23.933
3 -	2:00.032	0.148	74.60	14:12:23.965
4 -	2:00.877	0.993	74.07	14:14:24.842
5 -	2:00.031	0.147	74.60	14:16:24.873
6 -	2:00.011 (3)	0.127	74.61	14:18:24.884
7 -	2:00.531	0.647	74.29	14:20:25.415
8 -	2:00.637	0.753	74.22	14:22:26.052
9 -	1:59.884 (1)		74.69	14:24:25.936
10 -	2:00.592	0.708	74.25	14:26:26.528
11 -	1:59.984 (2)	0.100	74.63	14:28:26.512

P18 26 Charlie RAWLES

LAP	LAP TIME	DIFF	MPH	TIME OF DAY
1 -	2:09.352	9.998	69.22	14:08:20.767
2 -	2:01.915	2.561	73.44	14:10:22.682

Donington Park GP

Circuit Length = 2.4873 miles

Start: 14:06 Flag 14:27 End: 14:29

Weather / Track : Bright / Dry

BRSCC Mazda MX5 Championship - Group 1

RACE 2 - LAP ANALYSIS

DIFF = Difference To Personal Best Lap

3 -	2:00.438	1.084	74.34	14:12:23.120
4 -	1:59.354 (1)		75.02	14:14:22.474
5 -	2:00.215	0.861	74.48	14:16:22.689
6 -	2:02.208	2.854	73.27	14:18:24.897
7 -	2:01.535	2.181	73.67	14:20:26.432
8 -	2:01.077	1.723	73.95	14:22:27.509
9 -	1:59.874 (3)	0.520	74.69	14:24:27.383
10 -	1:59.974	0.620	74.63	14:26:27.357
11 -	1:59.842 (2)	0.488	74.71	14:28:27.199

P19 722 Alan HAWKINS (M)

LAP	LAP TIME	DIFF	MPH	TIME OF DAY
1 -	2:07.773	7.923	70.08	14:08:19.188
2 -	2:04.268	4.418	72.05	14:10:23.456
3 -	2:01.706	1.856	73.57	14:12:25.162
4 -	2:00.812 (3)	0.962	74.11	14:14:25.974
5 -	2:03.228	3.378	72.66	14:16:29.202
6 -	2:02.154	2.304	73.30	14:18:31.356
7 -	1:59.850 (1)		74.71	14:20:31.206
8 -	2:01.494	1.644	73.70	14:22:32.700
9 -	2:01.842	1.992	73.49	14:24:34.542
10 -	2:00.581 (2)	0.731	74.26	14:26:35.123
11 -	2:01.126	1.276	73.92	14:28:36.249

P20 60 Nick LE DOYEN (M)

LAP	LAP TIME	DIFF	MPH	TIME OF DAY
1 -	2:09.916	9.269	68.92	14:08:21.331
2 -	2:01.026 (2)	0.379	73.98	14:10:22.357
3 -	2:00.647 (1)		74.22	14:12:23.004
4 -	2:03.249	2.602	72.65	14:14:26.253
5 -	2:01.957	1.310	73.42	14:16:28.210
6 -	2:01.598	0.951	73.63	14:18:29.808
7 -	2:01.063 (3)	0.416	73.96	14:20:30.871
8 -	2:01.285	0.638	73.82	14:22:32.156
9 -	2:01.336	0.689	73.79	14:24:33.492
10 -	2:01.301	0.654	73.82	14:26:34.793
11 -	2:02.263	1.616	73.23	14:28:37.056

P21 57 Oliver JENKINS

LAP	LAP TIME	DIFF	MPH	TIME OF DAY
1 -	2:10.991	10.465	68.35	14:08:22.406
2 -	2:00.824 (3)	0.298	74.11	14:10:23.230
3 -	2:01.372	0.846	73.77	14:12:24.602
4 -	2:02.088	1.562	73.34	14:14:26.690
5 -	2:01.790	1.264	73.52	14:16:28.480
6 -	2:03.458	2.932	72.53	14:18:31.938
7 -	2:00.769 (2)	0.243	74.14	14:20:32.707
8 -	2:00.526 (1)		74.29	14:22:33.233
9 -	2:00.898	0.372	74.06	14:24:34.131
10 -	2:00.991	0.465	74.00	14:26:35.122
11 -	2:02.488	1.962	73.10	14:28:37.610

P22 117 Michael CLOSE

LAP	LAP TIME	DIFF	MPH	TIME OF DAY
1 -	2:10.541	9.649	68.59	14:08:21.956
2 -	2:00.904 (2)	0.012	74.06	14:10:22.860
3 -	2:00.892 (1)		74.06	14:12:23.752
4 -	2:03.302	2.410	72.62	14:14:27.054
5 -	2:02.033	1.141	73.37	14:16:29.087
6 -	2:03.881	2.989	72.28	14:18:32.968
7 -	2:01.595	0.703	73.64	14:20:34.563

DIFF = Difference To Personal Best Lap

8 -	2:01.014	0.122	73.99	14:22:35.577
9 -	2:01.283	0.391	73.83	14:24:36.860
10 -	2:01.938	1.046	73.43	14:26:38.798
11 -	2:00.945 (3)	0.053	74.03	14:28:39.743

P23 95 Ian BLAKE

LAP	LAP TIME	DIFF	MPH	TIME OF DAY
1 -	2:13.260	12.499	67.19	14:08:24.675
2 -	2:00.796 (2)	0.035	74.12	14:10:25.471
3 -	2:00.761 (1)		74.15	14:12:26.232
4 -	2:01.143	0.382	73.91	14:14:27.375
5 -	2:02.128	1.367	73.32	14:16:29.503
6 -	2:03.720	2.959	72.37	14:18:33.223
7 -	2:02.259	1.498	73.24	14:20:35.482
8 -	2:01.083	0.322	73.95	14:22:36.565
9 -	2:01.427	0.666	73.74	14:24:37.992
10 -	2:01.294	0.533	73.82	14:26:39.286
11 -	2:00.826 (3)	0.065	74.11	14:28:40.112

P24 74 Clive CHISNALL (M)

LAP	LAP TIME	DIFF	MPH	TIME OF DAY
1 -	2:15.338	14.926	66.16	14:08:26.753
2 -	2:01.239	0.827	73.85	14:10:27.992
3 -	2:01.107	0.695	73.93	14:12:29.099
4 -	2:02.432	2.020	73.13	14:14:31.531
5 -	2:01.795	1.383	73.52	14:16:33.326
6 -	2:00.412 (1)		74.36	14:18:33.738
7 -	2:01.205	0.793	73.87	14:20:34.943
8 -	2:01.054 (2)	0.642	73.97	14:22:35.997
9 -	2:01.856	1.444	73.48	14:24:37.853
10 -	2:01.958	1.546	73.42	14:26:39.811
11 -	2:01.071 (3)	0.659	73.96	14:28:40.882

P25 32 Callum GREATREX

LAP	LAP TIME	DIFF	MPH	TIME OF DAY
1 -	2:20.323	20.420	63.81	14:08:31.738
2 -	2:01.446	1.543	73.73	14:10:33.184
3 -	2:01.898	1.995	73.45	14:12:35.082
4 -	2:00.278 (3)	0.375	74.44	14:14:35.360
5 -	2:01.890	1.987	73.46	14:16:37.250
6 -	2:00.222 (2)	0.319	74.48	14:18:37.472
7 -	2:00.454	0.551	74.33	14:20:37.926
8 -	2:01.419	1.516	73.74	14:22:39.345
9 -	1:59.903 (1)		74.68	14:24:39.248
10 -	2:00.820	0.917	74.11	14:26:40.068
11 -	2:02.406	2.503	73.15	14:28:42.474

P26 25 Ivan LEARY (M)

LAP	LAP TIME	DIFF	MPH	TIME OF DAY
1 -	2:13.746	12.569	66.95	14:08:25.161
2 -	2:01.593	0.416	73.64	14:10:26.754
3 -	2:05.574	4.397	71.30	14:12:32.328
4 -	2:01.964	0.787	73.41	14:14:34.292
5 -	2:01.654	0.477	73.60	14:16:35.946
6 -	2:01.471 (2)	0.294	73.71	14:18:37.417
7 -	2:01.177 (1)		73.89	14:20:38.594
8 -	2:01.889	0.712	73.46	14:22:40.483
9 -	2:01.644	0.467	73.61	14:24:42.127
10 -	2:01.614	0.437	73.63	14:26:43.741
11 -	2:01.521 (3)	0.344	73.68	14:28:45.262

Weather / Track : Bright / Dry

Donington Park GP

Circuit Length = 2.4873 miles

Start: 14:06 Flag 14:27 End: 14:29

BRSCC Mazda MX5 Championship - Group 1

RACE 2 - LAP ANALYSIS

DIFF = Difference To Personal Best Lap

P27 56 Thomas JENKINS				
LAP	LAP TIME	DIFF	MPH	TIME OF DAY
1 -	2:12.448	11.528	67.60	14:08:23.863
2 -	2:02.507	1.587	73.09	14:10:26.370
3 -	2:03.031	2.111	72.78	14:12:29.401
4 -	2:02.487	1.567	73.10	14:14:31.888
5 -	2:01.604 (2)	0.684	73.63	14:16:33.492
6 -	2:00.920 (1)		74.05	14:18:34.412
7 -	2:02.655	1.735	73.00	14:20:37.067
8 -	2:03.899	2.979	72.27	14:22:40.966
9 -	2:02.305 (3)	1.385	73.21	14:24:43.271
10 -	2:03.050	2.130	72.77	14:26:46.321
11 -	2:03.942	3.022	72.24	14:28:50.263

P28 45 Graham RUMSEY (M)				
LAP	LAP TIME	DIFF	MPH	TIME OF DAY
1 -	2:15.673	14.141	66.00	14:08:27.088
2 -	2:03.001	1.469	72.79	14:10:30.089
3 -	2:02.989	1.457	72.80	14:12:33.078
4 -	2:01.783 (2)	0.251	73.52	14:14:34.861
5 -	2:04.516	2.984	71.91	14:16:39.377
6 -	2:03.409	1.877	72.55	14:18:42.786
7 -	2:02.627	1.095	73.02	14:20:45.413
8 -	2:02.254 (3)	0.722	73.24	14:22:47.667
9 -	2:02.311	0.779	73.21	14:24:49.978
10 -	2:01.532 (1)		73.67	14:26:51.510
11 -	2:02.718	1.186	72.96	14:28:54.228

P29 16 Neil MACGREGOR (M)				
LAP	LAP TIME	DIFF	MPH	TIME OF DAY
1 -	2:15.098	13.297	66.28	14:08:26.513
2 -	2:01.801 (1)		73.51	14:10:28.314
3 -	2:02.907	1.106	72.85	14:12:31.221
4 -	2:03.002	1.201	72.79	14:14:34.223
5 -	2:03.775	1.974	72.34	14:16:37.998
6 -	2:02.549	0.748	73.06	14:18:40.547
7 -	2:03.524	1.723	72.49	14:20:44.071
8 -	2:02.176 (3)	0.375	73.29	14:22:46.247
9 -	2:02.633	0.832	73.01	14:24:48.880
10 -	2:02.144 (2)	0.343	73.31	14:26:51.024
11 -	2:04.196	2.395	72.09	14:28:55.220

P30 7 Adrian BURGE (M)				
LAP	LAP TIME	DIFF	MPH	TIME OF DAY
1 -	2:10.235	10.667	68.75	14:08:21.650
2 -	2:00.331 (3)	0.763	74.41	14:10:21.981
3 -	2:00.238 (2)	0.670	74.47	14:12:22.219
4 -	1:59.568 (1)		74.89	14:14:21.787
5 -	2:00.718	1.150	74.17	14:16:22.505
6 -	2:00.731	1.163	74.16	14:18:23.236
7 -	2:00.455	0.887	74.33	14:20:23.691
8 -	2:00.745	1.177	74.16	14:22:24.436
9 -	2:00.802	1.234	74.12	14:24:25.238
10 -	2:41.195	41.627	55.55	14:27:06.433
11 -	2:13.071	13.503	67.29	14:29:19.504

P31 51 Oliver ATTARD				
LAP	LAP TIME	DIFF	MPH	TIME OF DAY
1 -	2:59.036	57.860	50.01	14:09:10.451
2 -	2:01.967	0.791	73.41	14:11:12.418

DIFF = Difference To Personal Best Lap

3 -	2:01.176 (1)		73.89	14:13:13.594
4 -	2:01.246 (2)	0.070	73.85	14:15:14.840
5 -	2:01.747	0.571	73.54	14:17:16.587
6 -	2:01.471	0.295	73.71	14:19:18.058
7 -	2:01.436 (3)	0.260	73.73	14:21:19.494
8 -	2:06.652	5.476	70.70	14:23:26.146
9 -	2:01.714	0.538	73.56	14:25:27.860
10 -	2:02.462	1.286	73.12	14:27:30.322
11 -	2:03.190	2.014	72.68	14:29:33.512

P32 180 Peter TYLER (M)				
LAP	LAP TIME	DIFF	MPH	TIME OF DAY
1 -	2:16.371	14.394	65.66	14:08:27.786
2 -	2:01.977 (1)		73.41	14:10:29.763
3 -	2:02.177 (2)	0.200	73.29	14:12:31.940
4 -	2:03.064 (3)	1.087	72.76	14:14:35.004
5 -	2:03.239	1.262	72.65	14:16:38.243

Weather / Track : Bright / Dry

BRSCC Mazda MX5 Championship - Group 1

RACE 2 - POSITION CHART

No	Name	Lap												
		Pos	1	2	3	4	5	6	7	8	9	10	11	
77	FODEN	1	77	77	77	41	41	41	41	41	41	41	41	41
41	WIGGIN	2	41	41	41	77	77	77	77	77	77	77	77	77
1	BLACKWELL-CHAMBE	3	5	5	5	5	5	5	5	5	5	5	5	5
5	LANGRIDGE	4	1	1	1	1	1	1	1	1	1	1	1	1
96	MUGGLESTONE	5	96	4	4	4	4	4	4	4	4	4	4	4
24	GRAHAM	6	33	33	33	33	33	33	33	33	33	33	33	55
666	WATERS	7	4	96	96	96	55	55	55	55	55	55	55	81
33	GREATREX (M)	8	30	30	30	55	30	30	30	30	81	81	81	24
30	TURTON	9	8	55	55	30	96	96	81	81	24	24	24	33
4	BESSELL	10	24	666	666	24	24	24	24	24	30	30	30	30
722	HAWKINS (M)	11	55	8	24	81	81	81	96	96	96	96	96	96
81	FISHER	12	666	24	81	8	8	8	666	666	8	8	666	666
8	CANNON	13	81	81	8	666	666	666	8	8	666	666	666	8
55	POLLARD	14	544	544	544	544	177	544	544	544	544	177	544	544
177	RAWLES	15	722	65	177	177	544	177	177	177	177	544	177	722
26	RAWLES	16	177	177	65	65	7	7	7	7	7	65	65	65
65	HAYDEN	17	65	7	7	7	26	65	65	65	65	263	263	263
60	LE DOYEN (M)	18	26	60	60	26	65	263	263	263	263	26	26	26
95	BLAKE	19	60	26	26	263	263	26	26	26	26	60	722	722
57	JENKINS	20	7	117	117	722	60	60	60	60	60	57	60	60
25	LEARY (M)	21	117	57	263	60	57	722	722	722	57	722	57	722
117	CLOSE	22	57	722	57	57	117	57	57	57	722	117	117	117
7	BURGE (M)	23	263	263	722	117	722	117	117	117	117	95	95	95
51	ATTARD	24	56	95	95	95	95	95	74	74	74	74	74	74
263	FENWICK	25	95	56	74	74	74	74	95	95	95	32	32	32
32	GREATREX	26	25	25	56	56	56	56	56	32	32	25	25	25
180	TYLER (M)	27	16	74	16	16	25	25	32	25	25	56	56	56
56	JENKINS	28	74	16	180	25	32	32	25	56	56	16	45	45
45	RUMSEY (M)	29	45	180	25	45	16	16	16	16	16	45	16	16
74	CHISNALL (M)	30	180	45	45	180	180	45	45	45	45	7	7	7
16	MACGREGOR (M)	31	32	32	32	32	45	51	51	51	51	51	51	51
544	MOODY	32	51	51	51	51	51							

Weather / Track : Bright / Dry

Results can be found at www.tsl-timing.com

Donington Park GP
 Circuit Length = 2.4873 miles
 Start: 14:06 Flag 14:27 End: 14:29

Printed - 14:33 Saturday, 17 August 2019

BRSCC Mazda MX5 Championship - Group 1

RACE 2 - STATISTICS

Competitors Started 32
Planned Start 2019-08-17 @ 14:20:00.000
Actual Start 2019-08-17 @ 14:06:11.414
Finish Time 2019-08-17 @ 14:27:52.422
Track Length 2.4873mi.
Total Laps 346
Total Distance Covered 860.6227mi.

Session Fastest Lap History

NO	NAME	LAP TIME	TIME OF DAY	LAP	VEHICLE
77	Steve FODEN	1:57.472	14:10:10.703	2	Mazda MX-5 Mk1
41	Joe WIGGIN	1:56.699	14:12:08.457	3	Mazda MX-5 Mk1
5	John LANGRIDGE	1:56.647	14:12:09.557	3	Mazda MX-5 Mk1

Session Leader History

NO	NAME	FROM LAP	LAPS LED	DISTANCE	VEHICLE
77	Steve FODEN	1	3	7.42 miles	Mazda MX-5 Mk1
41	Joe WIGGIN	4	8	19.89 miles	Mazda MX-5 Mk1

Flag History

TYPE	TIME OF DAY
GREEN	14:06:11.414
FINISH	14:27:52.422

Flag Statistics

TYPE	COUNT	TOTAL LAPS	TOTAL TIME
Green	1	11	23:29.469
Red	0	0	0.000
Safety Car	0	0	0.000
FCY	0	0	0.000

Weather / Track : Bright / Dry

These results are provisional until the conclusion of any judicial and technical matters.

Donington Park GP
Circuit Length = 2.4873 miles
Start: 14:06 Flag 14:27 End: 14:29

Clerk Of Course :		Timekeeper :
-------------------	--	--------------

BRSCC Mazda MX5 Championship - 1B
RACE 4 - CLASSIFICATION

POS	NO	NAME	ENTRY	LAPS	TIME	GAP	DIFF	MPH	BEST	ON
1	63	Oliver ALLWOOD	Mazda MX-5 Mk1	11	21:48.879			75.15	1:57.592	11
2	93	Jack BREWER	Mazda MX-5 Mk1	11	22:04.698	15.819	15.819	74.25	1:58.353	3
3	72	Matt LUFF	Mazda MX-5 Mk1	11	22:05.061	16.182	0.363	74.23	1:58.261	8
4	23	Martin TOLLEY (M)	Mazda MX-5 Mk1	11	22:05.086	16.207	0.025	74.23	1:57.730	3
5	54	Marcus BAILEY (M)	Mazda MX-5 Mk1	11	22:06.728	17.849	1.642	74.13	1:58.356	6
6	82	Michael KNIBBS	Mazda MX-5 Mk1	11	22:20.210	31.331	13.482	73.39	2:00.752	7
7	29	Adam CRAIG	Mazda MX-5 Mk1	11	22:21.275	32.396	1.065	73.33	1:59.210	11
8	21*	Matt FLETCHER	Mazda MX-5 Mk1	11	22:25.339	36.460	4.064	73.11	2:00.564	3
9	31	Bryn GRIFFITHS (M)	Mazda MX-5 Mk1	11	22:27.110	38.231	1.771	73.01	2:00.310	5
10	37	Tim DORE (M)	Mazda MX-5 Mk1	11	22:27.542	38.663	0.432	72.99	2:00.216	6
11	10	Thomas MALLETT	Mazda MX-5 Mk1	11	22:35.465	46.586	7.923	72.56	2:01.720	8
12	27	Christian DANN	Mazda MX-5 Mk1	11	22:36.831	47.952	1.366	72.49	2:01.116	10
13	90	Bruce ROBINSON (M)	Mazda MX-5 Mk1	11	22:37.171	48.292	0.340	72.47	2:01.375	8
14	20	Christopher GINN (M)	Mazda MX-5 Mk1	11	22:37.917	49.038	0.746	72.43	2:01.226	8
15	246	Bill RAWLES	Mazda MX-5 Mk 1	11	22:48.164	59.285	10.247	71.89	2:01.718	6
16	312	Peter LANCASTER (M)	Mazda MX-5 Mk1	11	22:57.099	1:08.220	8.935	71.42	2:03.341	3
17	78	Richard BARTLETT (M)	Mazda MX-5 Mk1	11	22:58.447	1:09.568	1.348	71.35	2:03.871	3
18	42	Toby OWEN	Mazda MX-5 Mk1	11	23:00.118	1:11.239	1.671	71.27	2:03.267	5
19	264	William BREAME	Mazda MX-5 Mk1	11	23:03.794	1:14.915	3.676	71.08	2:04.373	10
20	291	Luke SOUCH	Mazda MX-5 Mk1	11	23:10.470	1:21.591	6.676	70.74	2:03.540	11
21	53	Jonathan FIELDSSEND (M)	Mazda MX-5 Mk1	11	23:11.741	1:22.862	1.271	70.67	2:03.635	11
22	11	Mark BOND	Mazda MX-5 Mk1	11	23:14.058	1:25.179	2.317	70.55	2:03.613	3
23	9	James LOVE	Mazda MX-5 Mk1	11	23:16.470	1:27.591	2.412	70.43	2:04.331	8
24	17	Andrew MACGREGOR (M)	Mazda MX-5 Mk1	11	23:16.749	1:27.870	0.279	70.42	2:03.816	9
25	15	Rob MUGGLESTONE	Mazda MX-5 Mk1	11	23:25.555	1:36.676	8.806	69.98	2:03.814	9
26	58	Dale WHITEMAN (M)	Mazda MX-5 Mk1	11	23:31.801	1:42.922	6.246	69.67	2:05.790	5
27	68	Ashley HEATH (M)	Mazda MX-5 Mk1	11	23:37.652	1:48.773	5.851	69.38	2:03.681	3
28	85	Anthony PETTIGREW	Mazda MX-5 Mk1	11	23:50.190	2:01.311	12.538	68.77	2:07.549	10
29	38	Andrew DEAN	Mazda MX-5 Mk1	10	22:17.174	1 Lap	1 Lap	66.86	2:10.562	9

FASTEST LAP

63	Oliver ALLWOOD	Mazda MX-5 Mk1	11	1:57.592	76.14 mph	122.54 kph
----	----------------	----------------	----	----------	-----------	------------

Car 21 - 5 second penalty applied - track limits

Weather / Track : Bright / Dry

These results are provisional until the conclusion of any judicial and technical matters.

Donington Park GP

Circuit Length = 2.4873 miles

Start: 15:27 Flag 15:49 End: 15:51

Clerk Of Course :

Steward :

Timekeeper :

BRSCC Mazda MX5 Championship - 1B

RACE 4 - LAP CHART

LAP 1 @ 15:29:31.605			LAP 2 @ 15:31:32.791			LAP 3 @ 15:33:31.233			LAP 4 @ 15:35:29.036			LAP 5 @ 15:37:27.441		
NO	BEHIND	LAP TIME	NO	BEHIND	LAP TIME	NO	BEHIND	LAP TIME	NO	BEHIND	LAP TIME	NO	BEHIND	LAP TIME
82		2:06.577	82		2:01.186	63		1:57.807	63		1:57.803	63		1:58.405
21	0.793	2:07.370	63	0.635	1:58.670	23	1.793	1:57.730	23	3.337	1:59.347	93	4.549	1:59.340
10	1.475	2:08.052	21	0.999	2:01.392	82	2.795	2:01.237	93	3.614	1:58.470	23	5.052	2:00.120
27	1.784	2:08.361	23	2.505	1:59.615	93	2.947	1:58.353	82	6.112	2:01.120	72	6.303	1:58.516
78	2.246	2:08.823	27	2.950	2:02.352	21	3.121	2:00.564	72	6.192	1:58.853	54	7.824	1:59.278
63	3.151	2:09.728	93	3.036	1:59.153	72	5.142	1:59.496	21	6.644	2:01.326	21	8.860	2:00.621
23	4.076	2:10.653	10	3.915	2:03.626	54	6.121	2:00.021	54	6.951	1:58.633	82	8.967	2:01.260
20	4.445	2:11.022	72	4.088	1:59.126	27	6.916	2:02.408	27	10.847	2:01.734	27	14.715	2:02.273
312	4.943	2:11.520	54	4.542	1:59.330	10	8.635	2:03.162	10	14.804	2:03.972	10	19.343	2:02.944
93	5.069	2:11.646	78	6.085	2:05.025	20	9.724	2:02.078	20	15.410	2:03.489	31	19.693	2:00.310
90	5.878	2:12.455	20	6.088	2:02.829	78	11.514	2:03.871	31	17.788	2:01.893	29	19.912	2:00.236
72	6.148	2:12.725	90	8.863	2:04.171	90	11.866	2:01.445	29	18.081	2:02.888	37	20.673	2:00.778
54	6.398	2:12.975	37	9.600	2:03.397	37	12.554	2:01.396	37	18.300	2:03.549	20	21.551	2:04.546
42	6.868	2:13.445	312	10.093	2:06.336	29	12.996	1:59.898	90	18.732	2:04.669	90	22.272	2:01.945
264	7.115	2:13.692	31	10.302	2:02.972	31	13.698	2:01.838	78	19.662	2:05.951	246	25.000	2:02.376
37	7.389	2:13.966	264	11.125	2:05.196	312	14.992	2:03.341	246	21.029	2:02.138	78	26.843	2:05.586
31	8.516	2:15.093	29	11.540	1:59.846	246	16.694	2:02.850	312	21.685	2:04.496	312	27.056	2:03.776
68	8.736	2:15.313	246	12.286	2:04.316	264	17.414	2:04.731	264	24.381	2:04.770	264	30.709	2:04.733
246	9.156	2:15.733	42	13.158	2:07.476	68	21.336	2:03.681	42	27.359	2:03.566	42	32.221	2:03.267
291	9.701	2:16.278	291	15.718	2:07.203	42	21.596	2:06.880	68	27.640	2:04.107	291	35.995	2:05.358
15	10.183	2:16.760	53	16.031	2:06.664	291	21.977	2:04.701	53	28.613	2:04.069	53	36.216	2:06.008
53	10.553	2:17.130	68	16.097	2:08.547	53	22.347	2:04.758	291	29.042	2:04.868	68	36.274	2:07.039
9	11.651	2:18.228	9	16.609	2:06.144	9	23.618	2:05.451	9	30.178	2:04.363	9	37.020	2:05.247
29	12.880	2:19.457	15	17.255	2:08.258	15	24.931	2:06.118	15	35.697	2:08.569	11	41.511	2:03.734
85	14.378	2:20.955	17	20.803	2:07.076	17	26.753	2:04.392	11	36.182	2:06.846	17	43.040	2:05.124
17	14.913	2:21.490	85	21.506	2:08.314	11	27.139	2:03.613	17	36.321	2:07.371	15	44.796	2:07.504
58	15.757	2:22.334	11	21.968	2:05.901	58	30.660	2:06.290	58	38.985	2:06.128	58	46.370	2:05.790
11	17.253	2:23.830	58	22.812	2:08.241	85	32.923	2:09.859	85	42.945	2:07.825	85	52.319	2:07.779
38	19.235	2:25.812	38	32.628	2:14.579	38	48.213	2:14.027	38	1:02.891	2:12.481	38	1:16.435	2:11.949

Weather / Track : Bright / Dry

BRSCC Mazda MX5 Championship - 1B

RACE 4 - LAP CHART

LAP 6 @ 15:39:25.130			LAP 7 @ 15:41:22.972			LAP 8 @ 15:43:20.658			LAP 9 @ 15:45:18.392			LAP 10 @ 15:47:16.315		
NO	BEHIND	LAP TIME	NO	BEHIND	LAP TIME	NO	BEHIND	LAP TIME	NO	BEHIND	LAP TIME	NO	BEHIND	LAP TIME
63		1:57.689	63		1:57.842	63		1:57.686	63		1:57.734	63		1:57.923
23	6.107	1:58.744	23	7.995	1:59.730	93	9.382	1:58.506	93	12.365	2:00.717	38	1 Lap	2:10.562
93	6.893	2:00.033	93	8.562	1:59.511	23	9.578	1:59.269	72	13.509	2:01.074	72	14.169	1:58.583
72	6.896	1:58.282	72	9.594	2:00.540	72	10.169	1:58.261	54	13.918	2:00.732	93	14.334	1:59.892
54	8.491	1:58.356	54	9.941	1:59.292	54	10.920	1:58.665	23	14.155	2:02.311	23	15.257	1:59.025
82	13.080	2:01.802	82	15.990	2:00.752	82	19.446	2:01.142	82	23.363	2:01.651	54	16.241	2:00.246
21	13.429	2:02.258	21	16.335	2:00.748	21	19.912	2:01.263	21	23.374	2:01.196	82	27.113	2:01.673
27	18.576	2:01.550	27	23.491	2:02.757	29	26.533	2:00.215	29	28.755	1:59.956	21	27.635	2:02.184
29	22.232	2:00.009	29	24.004	1:59.614	31	28.528	2:00.465	31	31.458	2:00.664	29	30.778	1:59.946
37	23.200	2:00.216	31	25.749	2:00.377	37	28.702	2:00.280	37	32.617	2:01.649	31	34.576	2:01.041
31	23.214	2:01.210	37	26.108	2:00.750	27	29.860	2:04.055	27	33.787	2:01.661	37	35.327	2:00.633
10	23.756	2:02.102	10	28.147	2:02.233	10	32.181	2:01.720	10	36.814	2:02.367	27	36.980	2:01.116
90	26.359	2:01.776	90	30.305	2:01.788	90	33.994	2:01.375	90	39.184	2:02.924	10	41.589	2:02.698
20	27.587	2:03.725	20	31.278	2:01.533	20	34.818	2:01.226	20	39.679	2:02.595	90	43.027	2:01.766
246	29.029	2:01.718	246	33.234	2:02.047	246	39.440	2:03.892	246	44.997	2:03.291	20	44.411	2:02.655
312	33.012	2:03.645	312	39.702	2:04.532	312	46.823	2:04.807	312	53.564	2:04.475	246	51.984	2:04.910
78	33.860	2:04.706	78	41.005	2:04.987	78	48.036	2:04.717	78	54.418	2:04.116	312	1:01.817	2:06.176
264	38.408	2:05.388	264	45.136	2:04.570	264	52.910	2:05.460	42	59.244	2:03.975	78	1:02.301	2:05.806
42	40.304	2:05.772	42	46.290	2:03.828	42	53.003	2:04.399	264	1:00.258	2:05.082	42	1:05.400	2:04.079
9	47.120	2:07.789	9	54.802	2:05.524	9	1:01.447	2:04.331	291	1:09.378	2:04.938	264	1:06.708	2:04.373
291	48.123	2:09.817	291	55.286	2:05.005	291	1:02.174	2:04.574	9	1:09.640	2:05.927	291	1:15.643	2:04.188
53	48.791	2:10.264	53	55.949	2:05.000	53	1:02.963	2:04.700	53	1:10.099	2:04.870	53	1:16.819	2:04.643
11	49.093	2:05.271	17	56.460	2:05.021	11	1:03.982	2:04.980	11	1:10.353	2:04.105	9	1:18.321	2:06.604
17	49.281	2:03.930	11	56.688	2:05.437	17	1:04.948	2:06.174	17	1:11.030	2:03.816	11	1:18.910	2:06.480
15	53.148	2:06.041	15	1:00.104	2:04.798	15	1:07.749	2:05.331	15	1:13.829	2:03.814	17	1:19.807	2:06.700
58	55.955	2:07.274	58	1:04.146	2:06.033	58	1:13.708	2:07.248	58	1:23.225	2:07.251	15	1:20.518	2:04.612
68	59.694	2:21.109	68	1:10.051	2:08.199	68	1:20.006	2:07.641	68	1:29.891	2:07.619	58	1:33.218	2:07.916
85	1:05.939	2:11.309	85	1:17.458	2:09.361	85	1:30.116	2:10.344	85	1:41.372	2:08.990	68	1:38.965	2:06.997
38	1:30.358	2:11.612	38	1:44.666	2:12.150	38	1:57.688	2:10.708				85	1:50.998	2:07.549

Weather / Track : Bright / Dry

BRSCC Mazda MX5 Championship - 1B

RACE 4 - LAP CHART

LAP 11 @ 15:49:13.907

NO	BEHIND	LAP TIME
63		1:57.592
93	15.819	1:59.077
72	16.182	1:59.605
23	16.207	1:58.542
54	17.849	1:59.200
38	1 Lap	2:13.294
82	31.331	2:01.810
21	31.460	2:01.417
29	32.396	1:59.210
31	38.231	2:01.247
37	38.663	2:00.928
10	46.586	2:02.589
27	47.952	2:08.564
90	48.292	2:02.857
20	49.038	2:02.219
246	59.285	2:04.893
312	1:08.220	2:03.995
78	1:09.568	2:04.859
42	1:11.239	2:03.431
264	1:14.915	2:05.799
291	1:21.591	2:03.540
53	1:22.862	2:03.635
11	1:25.179	2:03.861
9	1:27.591	2:06.862
17	1:27.870	2:05.655
15	1:36.676	2:13.750
58	1:42.922	2:07.296
68	1:48.773	2:07.400
85	2:01.311	2:07.905

Weather / Track : Bright / Dry

Results can be found at www.tsl-timing.com

Page 3 of 3

Donington Park GP
Circuit Length = 2.4873 miles
Start: 15:27 Flag 15:49 End: 15:51

Printed - 15:53 Saturday, 17 August 2019

BRSCC Mazda MX5 Championship - 1B

RACE 4 - LAP ANALYSIS

DIFF = Difference To Personal Best Lap

P1 63 Oliver ALLWOOD				
LAP	LAP TIME	DIFF	MPH	TIME OF DAY
1 -	2:09.728	12.136	69.02	15:29:34.756
2 -	1:58.670	1.078	75.45	15:31:33.426
3 -	1:57.807	0.215	76.00	15:33:31.233
4 -	1:57.803	0.211	76.01	15:35:29.036
5 -	1:58.405	0.813	75.62	15:37:27.441
6 -	1:57.689 (3)	0.097	76.08	15:39:25.130
7 -	1:57.842	0.250	75.98	15:41:22.972
8 -	1:57.686 (2)	0.094	76.08	15:43:20.658
9 -	1:57.734	0.142	76.05	15:45:18.392
10 -	1:57.923	0.331	75.93	15:47:16.315
11 -	1:57.592 (1)		76.14	15:49:13.907

P2 93 Jack BREWER				
LAP	LAP TIME	DIFF	MPH	TIME OF DAY
1 -	2:11.646	13.293	68.01	15:29:36.674
2 -	1:59.153	0.800	75.15	15:31:35.827
3 -	1:58.353 (1)		75.65	15:33:34.180
4 -	1:58.470 (2)	0.117	75.58	15:35:32.650
5 -	1:59.340	0.987	75.03	15:37:31.990
6 -	2:00.033	1.680	74.59	15:39:32.023
7 -	1:59.511	1.158	74.92	15:41:31.534
8 -	1:58.506 (3)	0.153	75.56	15:43:30.040
9 -	2:00.717	2.364	74.17	15:45:30.757
10 -	1:59.892	1.539	74.68	15:47:30.649
11 -	1:59.077	0.724	75.19	15:49:29.726

P3 72 Matt LUFF				
LAP	LAP TIME	DIFF	MPH	TIME OF DAY
1 -	2:12.725	14.464	67.46	15:29:37.753
2 -	1:59.126	0.865	75.16	15:31:36.879
3 -	1:59.496	1.235	74.93	15:33:36.375
4 -	1:58.853	0.592	75.34	15:35:35.228
5 -	1:58.516 (3)	0.255	75.55	15:37:33.744
6 -	1:58.282 (2)	0.021	75.70	15:39:32.026
7 -	2:00.540	2.279	74.28	15:41:32.566
8 -	1:58.261 (1)		75.71	15:43:30.827
9 -	2:01.074	2.813	73.95	15:45:31.901
10 -	1:58.583	0.322	75.51	15:47:30.484
11 -	1:59.605	1.344	74.86	15:49:30.089

P4 23 Martin TOLLEY (M)				
LAP	LAP TIME	DIFF	MPH	TIME OF DAY
1 -	2:10.653	12.923	68.53	15:29:35.681
2 -	1:59.615	1.885	74.86	15:31:35.296
3 -	1:57.730 (1)		76.05	15:33:33.026
4 -	1:59.347	1.617	75.02	15:35:32.373
5 -	2:00.120	2.390	74.54	15:37:32.493
6 -	1:58.744 (3)	1.014	75.40	15:39:31.237
7 -	1:59.730	2.000	74.78	15:41:30.967
8 -	1:59.269	1.539	75.07	15:43:30.236
9 -	2:02.311	4.581	73.21	15:45:32.547
10 -	1:59.025	1.295	75.23	15:47:31.572
11 -	1:58.542 (2)	0.812	75.53	15:49:30.114

P5 54 Marcus BAILEY (M)				
LAP	LAP TIME	DIFF	MPH	TIME OF DAY
1 -	2:12.975	14.619	67.33	15:29:38.003
2 -	1:59.330	0.974	75.03	15:31:37.333

DIFF = Difference To Personal Best Lap

3 -	2:00.021	1.665	74.60	15:33:37.354
4 -	1:58.633 (2)	0.277	75.48	15:35:35.987
5 -	1:59.278	0.922	75.07	15:37:35.265
6 -	1:58.356 (1)		75.65	15:39:33.621
7 -	1:59.292	0.936	75.06	15:41:32.913
8 -	1:58.665 (3)	0.309	75.45	15:43:31.578
9 -	2:00.732	2.376	74.16	15:45:32.310
10 -	2:00.246	1.890	74.46	15:47:32.556
11 -	1:59.200	0.844	75.12	15:49:31.756

P6 82 Michael KNIBBS				
LAP	LAP TIME	DIFF	MPH	TIME OF DAY
1 -	2:06.577	5.825	70.74	15:29:31.605
2 -	2:01.186	0.434	73.89	15:31:32.791
3 -	2:01.237	0.485	73.85	15:33:34.028
4 -	2:01.120 (2)	0.368	73.93	15:35:35.148
5 -	2:01.260	0.508	73.84	15:37:36.408
6 -	2:01.802	1.050	73.51	15:39:38.210
7 -	2:00.752 (1)		74.15	15:41:38.962
8 -	2:01.142 (3)	0.390	73.91	15:43:40.104
9 -	2:01.651	0.899	73.60	15:45:41.755
10 -	2:01.673	0.921	73.59	15:47:43.428
11 -	2:01.810	1.058	73.51	15:49:45.238

P7 29 Adam CRAIG				
LAP	LAP TIME	DIFF	MPH	TIME OF DAY
1 -	2:19.457	20.247	64.20	15:29:44.485
2 -	1:59.846 (3)	0.636	74.71	15:31:44.331
3 -	1:59.898	0.688	74.68	15:33:44.229
4 -	2:02.888	3.678	72.86	15:35:47.117
5 -	2:00.236	1.026	74.47	15:37:47.353
6 -	2:00.009	0.799	74.61	15:39:47.362
7 -	1:59.614 (2)	0.404	74.86	15:41:46.976
8 -	2:00.215	1.005	74.48	15:43:47.191
9 -	1:59.956	0.746	74.64	15:45:47.147
10 -	1:59.946	0.736	74.65	15:47:47.093
11 -	1:59.210 (1)		75.11	15:49:46.303

P8 21 Matt FLETCHER				
LAP	LAP TIME	DIFF	MPH	TIME OF DAY
1 -	2:07.370	6.806	70.30	15:29:32.398
2 -	2:01.392	0.828	73.76	15:31:33.790
3 -	2:00.564 (1)		74.27	15:33:34.354
4 -	2:01.326	0.762	73.80	15:35:35.680
5 -	2:00.621 (2)	0.057	74.23	15:37:36.301
6 -	2:02.258	1.694	73.24	15:39:38.559
7 -	2:00.748 (3)	0.184	74.15	15:41:39.307
8 -	2:01.263	0.699	73.84	15:43:40.570
9 -	2:01.196	0.632	73.88	15:45:41.766
10 -	2:02.184	1.620	73.28	15:47:43.950
11 -	2:01.417	0.853	73.74	15:49:45.367

P9 31 Bryn GRIFFITHS (M)				
LAP	LAP TIME	DIFF	MPH	TIME OF DAY
1 -	2:15.093	14.783	66.28	15:29:40.121
2 -	2:02.972	2.662	72.81	15:31:43.093
3 -	2:01.838	1.528	73.49	15:33:44.931
4 -	2:01.893	1.583	73.46	15:35:46.824
5 -	2:00.310 (1)		74.42	15:37:47.134
6 -	2:01.210	0.900	73.87	15:39:48.344
7 -	2:00.377 (2)	0.067	74.38	15:41:48.721

Donington Park GP

Circuit Length = 2.4873 miles

Start: 15:27 Flag 15:49 End: 15:51

Weather / Track : Bright / Dry

BRSCC Mazda MX5 Championship - 1B

RACE 4 - LAP ANALYSIS

DIFF = Difference To Personal Best Lap

8 -	2:00.465 (3)	0.155	74.33	15:43:49.186
9 -	2:00.664	0.354	74.20	15:45:49.850
10 -	2:01.041	0.731	73.97	15:47:50.891
11 -	2:01.247	0.937	73.85	15:49:52.138

P10 37 Tim DORE (M)

LAP	LAP TIME	DIFF	MPH	TIME OF DAY
1 -	2:13.966	13.750	66.84	15:29:38.994
2 -	2:03.397	3.181	72.56	15:31:42.391
3 -	2:01.396	1.180	73.76	15:33:43.787
4 -	2:03.549	3.333	72.47	15:35:47.336
5 -	2:00.778	0.562	74.13	15:37:48.114
6 -	2:00.216 (1)		74.48	15:39:48.330
7 -	2:00.750	0.534	74.15	15:41:49.080
8 -	2:00.280 (2)	0.064	74.44	15:43:49.360
9 -	2:01.649	1.433	73.60	15:45:51.009
10 -	2:00.633 (3)	0.417	74.22	15:47:51.642
11 -	2:00.928	0.712	74.04	15:49:52.570

P11 10 Thomas MALLET

LAP	LAP TIME	DIFF	MPH	TIME OF DAY
1 -	2:08.052	6.332	69.92	15:29:33.080
2 -	2:03.626	1.906	72.43	15:31:36.706
3 -	2:03.162	1.442	72.70	15:33:39.868
4 -	2:03.972	2.252	72.22	15:35:43.840
5 -	2:02.944	1.224	72.83	15:37:46.784
6 -	2:02.102 (2)	0.382	73.33	15:39:48.886
7 -	2:02.233 (3)	0.513	73.25	15:41:51.119
8 -	2:01.720 (1)		73.56	15:43:52.839
9 -	2:02.367	0.647	73.17	15:45:55.206
10 -	2:02.698	0.978	72.97	15:47:57.904
11 -	2:02.589	0.869	73.04	15:50:00.493

P12 27 Christian DANN

LAP	LAP TIME	DIFF	MPH	TIME OF DAY
1 -	2:08.361	7.245	69.75	15:29:33.389
2 -	2:02.352	1.236	73.18	15:31:35.741
3 -	2:02.408	1.292	73.15	15:33:38.149
4 -	2:01.734	0.618	73.55	15:35:39.883
5 -	2:02.273	1.157	73.23	15:37:42.156
6 -	2:01.550 (2)	0.434	73.66	15:39:43.706
7 -	2:02.757	1.641	72.94	15:41:46.463
8 -	2:04.055	2.939	72.18	15:43:50.518
9 -	2:01.661 (3)	0.545	73.60	15:45:52.179
10 -	2:01.116 (1)		73.93	15:47:53.295
11 -	2:08.564	7.448	69.64	15:50:01.859

P13 90 Bruce ROBINSON (M)

LAP	LAP TIME	DIFF	MPH	TIME OF DAY
1 -	2:12.455	11.080	67.60	15:29:37.483
2 -	2:04.171	2.796	72.11	15:31:41.654
3 -	2:01.445 (2)	0.070	73.73	15:33:43.099
4 -	2:04.669	3.294	71.82	15:35:47.768
5 -	2:01.945	0.570	73.43	15:37:49.713
6 -	2:01.776	0.401	73.53	15:39:51.489
7 -	2:01.788	0.413	73.52	15:41:53.277
8 -	2:01.375 (1)		73.77	15:43:54.652
9 -	2:02.924	1.549	72.84	15:45:57.576
10 -	2:01.766 (3)	0.391	73.53	15:47:59.342
11 -	2:02.857	1.482	72.88	15:50:02.199

DIFF = Difference To Personal Best Lap

LAP	LAP TIME	DIFF	MPH	TIME OF DAY
1 -	2:11.022	9.796	68.34	15:29:36.050
2 -	2:02.829	1.603	72.90	15:31:38.879
3 -	2:02.078 (3)	0.852	73.35	15:33:40.957
4 -	2:03.489	2.263	72.51	15:35:44.446
5 -	2:04.546	3.320	71.89	15:37:48.992
6 -	2:03.725	2.499	72.37	15:39:52.717
7 -	2:01.533 (2)	0.307	73.67	15:41:54.250
8 -	2:01.226 (1)		73.86	15:43:55.476
9 -	2:02.595	1.369	73.04	15:45:58.071
10 -	2:02.655	1.429	73.00	15:48:00.726
11 -	2:02.219	0.993	73.26	15:50:02.945

P15 246 Bill RAWLES

LAP	LAP TIME	DIFF	MPH	TIME OF DAY
1 -	2:15.733	14.015	65.97	15:29:40.761
2 -	2:04.316	2.598	72.02	15:31:45.077
3 -	2:02.850	1.132	72.88	15:33:47.927
4 -	2:02.138 (3)	0.420	73.31	15:35:50.065
5 -	2:02.376	0.658	73.17	15:37:52.441
6 -	2:01.718 (1)		73.56	15:39:54.159
7 -	2:02.047 (2)	0.329	73.36	15:41:56.206
8 -	2:03.892	2.174	72.27	15:44:00.098
9 -	2:03.291	1.573	72.62	15:46:03.389
10 -	2:04.910	3.192	71.68	15:48:08.299
11 -	2:04.893	3.175	71.69	15:50:13.192

P16 312 Peter LANCASTER (M)

LAP	LAP TIME	DIFF	MPH	TIME OF DAY
1 -	2:11.520	8.179	68.08	15:29:36.548
2 -	2:06.336	2.995	70.87	15:31:42.884
3 -	2:03.341 (1)		72.59	15:33:46.225
4 -	2:04.496	1.155	71.92	15:35:50.721
5 -	2:03.776 (3)	0.435	72.34	15:37:54.497
6 -	2:03.645 (2)	0.304	72.42	15:39:58.142
7 -	2:04.532	1.191	71.90	15:42:02.674
8 -	2:04.807	1.466	71.74	15:44:07.481
9 -	2:04.475	1.134	71.93	15:46:11.956
10 -	2:06.176	2.835	70.96	15:48:18.132
11 -	2:03.995	0.654	72.21	15:50:22.127

P17 78 Richard BARTLETT (M)

LAP	LAP TIME	DIFF	MPH	TIME OF DAY
1 -	2:08.823	4.952	69.50	15:29:33.851
2 -	2:05.025	1.154	71.62	15:31:38.876
3 -	2:03.871 (1)		72.28	15:33:42.747
4 -	2:05.951	2.080	71.09	15:35:48.698
5 -	2:05.586	1.715	71.30	15:37:54.284
6 -	2:04.706 (3)	0.835	71.80	15:39:58.990
7 -	2:04.987	1.116	71.64	15:42:03.977
8 -	2:04.717	0.846	71.79	15:44:08.694
9 -	2:04.116 (2)	0.245	72.14	15:46:12.810
10 -	2:05.806	1.935	71.17	15:48:18.616
11 -	2:04.859	0.988	71.71	15:50:23.475

P18 42 Toby OWEN

LAP	LAP TIME	DIFF	MPH	TIME OF DAY
1 -	2:13.445	10.178	67.10	15:29:38.473
2 -	2:07.476	4.209	70.24	15:31:45.949

Donington Park GP

Circuit Length = 2.4873 miles

Start: 15:27 Flag 15:49 End: 15:51

Weather / Track : Bright / Dry

BRSCC Mazda MX5 Championship - 1B

RACE 4 - LAP ANALYSIS

DIFF = Difference To Personal Best Lap

3 -	2:06.880	3.613	70.57	15:33:52.829
4 -	2:03.566 (3)	0.299	72.46	15:35:56.395
5 -	2:03.267 (1)		72.64	15:37:59.662
6 -	2:05.772	2.505	71.19	15:40:05.434
7 -	2:03.828	0.561	72.31	15:42:09.262
8 -	2:04.399	1.132	71.98	15:44:13.661
9 -	2:03.975	0.708	72.22	15:46:17.636
10 -	2:04.079	0.812	72.16	15:48:21.715
11 -	2:03.431 (2)	0.164	72.54	15:50:25.146

P19 264 William BREAME

LAP	LAP TIME	DIFF	MPH	TIME OF DAY
1 -	2:13.692	9.319	66.97	15:29:38.720
2 -	2:05.196	0.823	71.52	15:31:43.916
3 -	2:04.731 (3)	0.358	71.79	15:33:48.647
4 -	2:04.770	0.397	71.76	15:35:53.417
5 -	2:04.733	0.360	71.78	15:37:58.150
6 -	2:05.388	1.015	71.41	15:40:03.538
7 -	2:04.570 (2)	0.197	71.88	15:42:08.108
8 -	2:05.460	1.087	71.37	15:44:13.568
9 -	2:05.082	0.709	71.58	15:46:18.650
10 -	2:04.373 (1)		71.99	15:48:23.023
11 -	2:05.799	1.426	71.18	15:50:28.822

P20 291 Luke SOUCH

LAP	LAP TIME	DIFF	MPH	TIME OF DAY
1 -	2:16.278	12.738	65.70	15:29:41.306
2 -	2:07.203	3.663	70.39	15:31:48.509
3 -	2:04.701	1.161	71.80	15:33:53.210
4 -	2:04.868	1.328	71.71	15:35:58.078
5 -	2:05.358	1.818	71.43	15:38:03.436
6 -	2:09.817	6.277	68.97	15:40:13.253
7 -	2:05.005	1.465	71.63	15:42:18.258
8 -	2:04.574 (3)	1.034	71.88	15:44:22.832
9 -	2:04.938	1.398	71.67	15:46:27.770
10 -	2:04.188 (2)	0.648	72.10	15:48:31.958
11 -	2:03.540 (1)		72.48	15:50:35.498

P21 53 Jonathan FIELDSEND (M)

LAP	LAP TIME	DIFF	MPH	TIME OF DAY
1 -	2:17.130	13.495	65.29	15:29:42.158
2 -	2:06.664	3.029	70.69	15:31:48.822
3 -	2:04.758	1.123	71.77	15:33:53.580
4 -	2:04.069 (2)	0.434	72.17	15:35:57.649
5 -	2:06.008	2.373	71.06	15:38:03.657
6 -	2:10.264	6.629	68.74	15:40:13.921
7 -	2:05.000	1.365	71.63	15:42:18.921
8 -	2:04.700	1.065	71.80	15:44:23.621
9 -	2:04.870	1.235	71.71	15:46:28.491
10 -	2:04.643 (3)	1.008	71.84	15:48:33.134
11 -	2:03.635 (1)		72.42	15:50:36.769

P22 11 Mark BOND

LAP	LAP TIME	DIFF	MPH	TIME OF DAY
1 -	2:23.830	20.217	62.25	15:29:48.858
2 -	2:05.901	2.288	71.12	15:31:54.759
3 -	2:03.613 (1)		72.43	15:33:58.372
4 -	2:06.846	3.233	70.59	15:36:05.218
5 -	2:03.734 (2)	0.121	72.36	15:38:08.952
6 -	2:05.271	1.658	71.48	15:40:14.223
7 -	2:05.437	1.824	71.38	15:42:19.660

DIFF = Difference To Personal Best Lap

8 -	2:04.980	1.367	71.64	15:44:24.640
9 -	2:04.105	0.492	72.15	15:46:28.745
10 -	2:06.480	2.867	70.79	15:48:35.225
11 -	2:03.861 (3)	0.248	72.29	15:50:39.086

P23 9 James LOVE

LAP	LAP TIME	DIFF	MPH	TIME OF DAY
1 -	2:18.228	13.897	64.78	15:29:43.256
2 -	2:06.144	1.813	70.98	15:31:49.400
3 -	2:05.451	1.120	71.37	15:33:54.851
4 -	2:04.363 (2)	0.032	72.00	15:35:59.214
5 -	2:05.247 (3)	0.916	71.49	15:38:04.461
6 -	2:07.789	3.458	70.07	15:40:12.250
7 -	2:05.524	1.193	71.33	15:42:17.774
8 -	2:04.331 (1)		72.02	15:44:22.105
9 -	2:05.927	1.596	71.10	15:46:28.032
10 -	2:06.604	2.273	70.72	15:48:34.636
11 -	2:06.862	2.531	70.58	15:50:41.498

P24 17 Andrew MACGREGOR (M)

LAP	LAP TIME	DIFF	MPH	TIME OF DAY
1 -	2:21.490	17.674	63.28	15:29:46.518
2 -	2:07.076	3.260	70.46	15:31:53.594
3 -	2:04.392 (3)	0.576	71.98	15:33:57.986
4 -	2:07.371	3.555	70.30	15:36:05.357
5 -	2:05.124	1.308	71.56	15:38:10.481
6 -	2:03.930 (2)	0.114	72.25	15:40:14.411
7 -	2:05.021	1.205	71.62	15:42:19.432
8 -	2:06.174	2.358	70.96	15:44:25.606
9 -	2:03.816 (1)		72.32	15:46:29.422
10 -	2:06.700	2.884	70.67	15:48:36.122
11 -	2:05.655	1.839	71.26	15:50:41.777

P25 15 Rob MUGGLESTONE

LAP	LAP TIME	DIFF	MPH	TIME OF DAY
1 -	2:16.760	12.946	65.47	15:29:41.788
2 -	2:08.258	4.444	69.81	15:31:50.046
3 -	2:06.118	2.304	71.00	15:33:56.164
4 -	2:08.569	4.755	69.64	15:36:04.733
5 -	2:07.504	3.690	70.22	15:38:12.237
6 -	2:06.041	2.227	71.04	15:40:18.278
7 -	2:04.798 (3)	0.984	71.75	15:42:23.076
8 -	2:05.331	1.517	71.44	15:44:28.407
9 -	2:03.814 (1)		72.32	15:46:32.221
10 -	2:04.612 (2)	0.798	71.85	15:48:36.833
11 -	2:13.750	9.936	66.94	15:50:50.583

P26 58 Dale WHITEMAN (M)

LAP	LAP TIME	DIFF	MPH	TIME OF DAY
1 -	2:22.334	16.544	62.91	15:29:47.362
2 -	2:08.241	2.451	69.82	15:31:55.603
3 -	2:06.290	0.500	70.90	15:34:01.893
4 -	2:06.128 (3)	0.338	70.99	15:36:08.021
5 -	2:05.790 (1)		71.18	15:38:13.811
6 -	2:07.274	1.484	70.35	15:40:21.085
7 -	2:06.033 (2)	0.243	71.04	15:42:27.118
8 -	2:07.248	1.458	70.37	15:44:34.366
9 -	2:07.251	1.461	70.36	15:46:41.617
10 -	2:07.916	2.126	70.00	15:48:49.533
11 -	2:07.296	1.506	70.34	15:50:56.829

Weather / Track : Bright / Dry

Donington Park GP

Circuit Length = 2.4873 miles

Start: 15:27 Flag 15:49 End: 15:51

BRSCC Mazda MX5 Championship - 1B

RACE 4 - LAP ANALYSIS

DIFF = Difference To Personal Best Lap

P27 68 Ashley HEATH (M)				
LAP	LAP TIME	DIFF	MPH	TIME OF DAY
1 -	2:15.313	11.632	66.17	15:29:40.341
2 -	2:08.547	4.866	69.65	15:31:48.888
3 -	2:03.681 (1)		72.39	15:33:52.569
4 -	2:04.107 (2)	0.426	72.15	15:35:56.676
5 -	2:07.039	3.358	70.48	15:38:03.715
6 -	2:21.109	17.428	63.45	15:40:24.824
7 -	2:08.199	4.518	69.84	15:42:33.023
8 -	2:07.641	3.960	70.15	15:44:40.664
9 -	2:07.619	3.938	70.16	15:46:48.283
10 -	2:06.997 (3)	3.316	70.50	15:48:55.280
11 -	2:07.400	3.719	70.28	15:51:02.680

P28 85 Anthony PETTIGREW				
LAP	LAP TIME	DIFF	MPH	TIME OF DAY
1 -	2:20.955	13.406	63.52	15:29:45.983
2 -	2:08.314	0.765	69.78	15:31:54.297
3 -	2:09.859	2.310	68.95	15:34:04.156
4 -	2:07.825 (3)	0.276	70.05	15:36:11.981
5 -	2:07.779 (2)	0.230	70.07	15:38:19.760
6 -	2:11.309	3.760	68.19	15:40:31.069
7 -	2:09.361	1.812	69.22	15:42:40.430
8 -	2:10.344	2.795	68.69	15:44:50.774
9 -	2:08.990	1.441	69.41	15:46:59.764
10 -	2:07.549 (1)		70.20	15:49:07.313
11 -	2:07.905	0.356	70.00	15:51:15.218

P29 38 Andrew DEAN				
LAP	LAP TIME	DIFF	MPH	TIME OF DAY
1 -	2:25.812	15.250	61.41	15:29:50.840
2 -	2:14.579	4.017	66.53	15:32:05.419
3 -	2:14.027	3.465	66.81	15:34:19.446
4 -	2:12.481	1.919	67.59	15:36:31.927
5 -	2:11.949	1.387	67.86	15:38:43.876
6 -	2:11.612 (3)	1.050	68.03	15:40:55.488
7 -	2:12.150	1.588	67.75	15:43:07.638
8 -	2:10.708 (2)	0.146	68.50	15:45:18.346
9 -	2:10.562 (1)		68.58	15:47:28.908
10 -	2:13.294	2.732	67.17	15:49:42.202

BRSCC Mazda MX5 Championship - 1B

RACE 4 - POSITION CHART

No	Name	Lap Pos												
			1	2	3	4	5	6	7	8	9	10	11	
10	MALLETT	1	82	82	63	63	63	63	63	63	63	63	63	63
82	KNIBBS	2	21	63	23	23	93	23	23	93	93	72	93	
42	OWEN	3	10	21	82	93	23	93	93	23	72	93	72	
21	FLETCHER	4	27	23	93	82	72	72	72	72	54	23	23	
78	BARTLETT (M)	5	78	27	21	72	54	54	54	54	23	54	54	
20	GINN (M)	6	63	93	72	21	21	82	82	82	82	82	82	
312	LANCASTER (M)	7	23	10	54	54	82	21	21	21	21	21	21	
27	DANN	8	20	72	27	27	27	27	27	29	29	29	29	
264	BREAME	9	312	54	10	10	10	29	29	31	31	31	31	
90	ROBINSON (M)	10	93	78	20	20	31	37	31	37	37	37	37	
68	HEATH (M)	11	90	20	78	31	29	31	37	27	27	27	10	
53	IELDSSEND (M)	12	72	90	90	29	37	10	10	10	10	10	27	
17	MACGREGOR (M)	13	54	37	37	37	20	90	90	90	90	90	90	
246	RAWLES	14	42	312	29	90	90	20	20	20	20	20	20	
15	MUGGLESTONE	15	264	31	31	78	246	246	246	246	246	246	246	
291	SOUCH	16	37	264	312	246	78	312	312	312	312	312	312	
11	BOND	17	31	29	246	312	312	78	78	78	78	78	78	
9	LOVE	18	68	246	264	264	264	264	264	264	42	42	42	
58	WHITEMAN (M)	19	246	42	68	42	42	42	42	42	264	264	264	
38	DEAN	20	291	291	42	68	291	9	9	9	291	291	291	
85	PETTIGREW	21	15	53	291	53	53	291	291	291	9	53	53	
63	ALLWOOD	22	53	68	53	291	68	53	53	53	9	11		
23	TOLLEY (M)	23	9	9	9	9	9	11	17	11	11	11	9	
37	DORE (M)	24	29	15	15	15	11	17	11	17	17	17	17	
54	BAILEY (M)	25	85	17	17	11	17	15	15	15	15	15	15	
72	LUFF	26	17	85	11	17	15	58	58	58	58	58	58	
93	BREWER	27	58	11	58	58	58	68	68	68	68	68	68	
29	CRAIG	28	11	58	85	85	85	85	85	85	85	85	85	
31	GRIFFITHS (M)	29	38	38	38	38	38	38	38	38	38	38	38	

Weather / Track : Bright / Dry

Results can be found at www.tsl-timing.com

Donington Park GP
 Circuit Length = 2.4873 miles
 Start: 15:27 Flag 15:49 End: 15:51

Printed - 15:52 Saturday, 17 August 2019

BRSCC Mazda MX5 Championship - 1B

RACE 4 - STATISTICS

Competitors Started 29
Planned Start 2019-08-17 @ 15:35:00.000
Actual Start 2019-08-17 @ 15:27:25.027
Finish Time 2019-08-17 @ 15:49:12.980
Track Length 2.4873mi.
Total Laps 318
Total Distance Covered 790.9769mi.

Session Fastest Lap History

NO	NAME	LAP TIME	TIME OF DAY	LAP	VEHICLE
82	Michael KNIBBS	2:01.186	15:31:32.792	2	Mazda MX-5 Mk1
63	Oliver ALLWOOD	1:58.670	15:31:33.426	2	Mazda MX-5 Mk1
63	Oliver ALLWOOD	1:57.807	15:33:31.233	3	Mazda MX-5 Mk1
23	Martin TOLLEY (M)	1:57.730	15:33:33.025	3	Mazda MX-5 Mk1
63	Oliver ALLWOOD	1:57.689	15:39:25.131	6	Mazda MX-5 Mk1
63	Oliver ALLWOOD	1:57.686	15:43:20.657	8	Mazda MX-5 Mk1
63	Oliver ALLWOOD	1:57.592	15:49:13.907	11	Mazda MX-5 Mk1

Session Leader History

NO	NAME	FROM LAP	LAPS LED	DISTANCE	VEHICLE
82	Michael KNIBBS	1	2	4.93 miles	Mazda MX-5 Mk1
63	Oliver ALLWOOD	3	9	22.38 miles	Mazda MX-5 Mk1

Flag History

TYPE	TIME OF DAY
GREEN	15:27:25.027
FINISH	15:49:12.980

Flag Statistics

TYPE	COUNT	TOTAL LAPS	TOTAL TIME
Green	1	11	23:56.061
Red	0	0	0.000
Safety Car	0	0	0.000
FCY	0	0	0.000


Weather / Track : Bright / Dry

These results are provisional until the conclusion of any judicial and technical matters.

Donington Park GP
Circuit Length = 2.4873 miles
Start: 15:27 Flag 15:49 End: 15:51

Clerk Of Course :		Timekeeper :
-------------------	--	--------------

BRSCC Mazda MX5 Championship - 2A
RACE 11 - GRID (20 minutes)

ROW 16	31	23 0.000 Martin TOLLEY (M)	32	54 0.000 Marcus BAILEY (M)
ROW 15	29	93 0.000 Jack BREWER	30	72 0.000 Matt LUFF
ROW 14	27	45 22:42.813 Graham RUMSEY (M)	28	63 0.000 Oliver ALLWOOD
ROW 13	25	25 22:33.847 Ivan LEARY (M)	26	56 22:38.848 Thomas JENKINS
ROW 12	23	74 22:29.467 Clive CHISNALL (M)	24	32 22:31.059 Callum GREATREX
ROW 11	21	117 22:28.328 Michael CLOSE	22	95 22:28.697 Ian BLAKE
ROW 10	19	60 22:25.641 Nick LE DOYEN (M)	20	57 22:26.195 Oliver JENKINS
ROW 9	17	26 22:20.784 Charlie RAWLES	18	722 22:24.834 Alan HAWKINS (M)
ROW 8	15	65 22:14.468 William HAYDEN	16	263 22:15.097 Fraser FENWICK
ROW 7	13	544 22:11.203 Jack MOODY	14	177 22:11.422 Jack RAWLES
ROW 6	11	96 22:09.961 Charles MUGGLESTONE	12	666 22:10.212 David WATERS
ROW 5	9	30 22:00.961 Dave TURTON	10	24 22:04.371 Oliver GRAHAM
ROW 4	7	81 21:58.367 Sebastian FISHER	8	33 21:59.427 Jason GREATREX (M)
ROW 3	5	4 21:47.010 Adam BESSELL	6	55 21:58.078 Matt POLLARD
ROW 2	3	5 21:44.302 John LANGRIDGE	4	1 21:45.759 Will BLACKWELL-CHAMBERS
ROW 1	1	41 21:43.016 Joe WIGGIN	2	77 21:44.113 Steve FODEN
Pole				
				

Donington Park GP
 Circuit Length = 2.4873 miles


These results are provisional until the conclusion of any judicial and technical matters.

Clerk Of Course :	Steward :	Timekeeper :

Results can be found at www.tsl-timing.com

Printed - 08:49 Sunday, 18 August 2019

BRSCC Mazda MX5 Championship - 2B
RACE 13 - GRID (20 minutes)

ROW 15	29	8 0.000 Lewis CANNON	
ROW 14		27 38 22:17.174 Andrew DEAN	28 16 0.000 Neil MACGREGOR (M)
ROW 13	25	68 23:37.652 Ashley HEATH (M)	26 85 23:50.190 Anthony PETTIGREW
ROW 12		23 15 23:25.555 Rob MUGGLESTONE	24 58 23:31.801 Dale WHITEMAN (M)
ROW 11	21	9 23:16.470 James LOVE	22 17 23:16.749 Andrew MACGREGOR (M)
ROW 10		19 53 23:11.741 Jonathan FIELDSEND (M)	20 11 23:14.058 Mark BOND
ROW 9	17	264 23:03.794 William BREAME	18 291 23:10.470 Luke SOUCH
ROW 8		15 78 22:58.447 Richard BARTLETT (M)	16 42 23:00.118 Toby OWEN
ROW 7	13	246 22:48.164 Bill RAWLES	14 312 22:57.099 Peter LANCASTER (M)
ROW 6		11 90 22:37.171 Bruce ROBINSON (M)	12 20 22:37.917 Christopher GINN (M)
ROW 5	9	10 22:35.465 Thomas MALLETT	10 27 22:36.831 Christian DANN
ROW 4		7 31 22:27.110 Bryn GRIFFITHS (M)	8 37 22:27.542 Tim DORE (M)
ROW 3	5	29 22:21.275 Adam CRAIG	6 21 22:25.339 Matt FLETCHER
ROW 2		3 180 0.000 Peter TYLER (M)	4 82 22:20.210 Michael KNIBBS
ROW 1	1	7 0.000 Adrian BURGE (M)	2 51 0.000 Oliver ATTARD
Pole			
			

Donington Park GP
 Circuit Length = 2.4873 miles

These results are provisional until the conclusion of any judicial and technical matters.

Clerk Of Course :	Steward :	Timekeeper :

Results can be found at www.tsl-timing.com

Printed - 08:31 Sunday, 18 August 2019

BRSCC Mazda MX5 Championship - 2A

RACE 11 - CLASSIFICATION - AMENDED

POS	NO	NAME	ENTRY	LAPS	TIME	GAP	DIFF	MPH	BEST	ON
1	41	Joe WIGGIN	Mazda MX-5 Mk1	11	21:36.321			75.87	1:57.097	3
2	5	John LANGRIDGE	Mazda MX-5 Mk1	11	21:39.249	2.928	2.928	75.70	1:57.083	5
3	1	Will BLACKWELL-CHAMBERS	Mazda MX-5 Mk1	11	21:41.019	4.698	1.770	75.60	1:57.391	6
4	63	Oliver ALLWOOD	Mazda MX-5 Mk1	11	21:42.970	6.649	1.951	75.49	1:56.479	3
5	33	Jason GREATREX (M)	Mazda MX-5 Mk1	11	21:43.543	7.222	0.573	75.45	1:57.586	2
6	77	Steve FODEN	Mazda MX-5 Mk1	11	21:43.908	7.587	0.365	75.43	1:57.441	9
7	55	Matt POLLARD	Mazda MX-5 Mk1	11	21:46.344	10.023	2.436	75.29	1:57.634	3
8	24	Oliver GRAHAM	Mazda MX-5 Mk1	11	21:46.750	10.429	0.406	75.27	1:57.704	3
9	4	Adam BESSELL	Mazda MX-5 Mk1	11	21:50.408	14.087	3.658	75.06	1:57.431	2
10	81	Sebastian FISHER	Mazda MX-5 Mk1	11	21:50.705	14.384	0.297	75.04	1:57.642	3
11	666	David WATERS	Mazda MX-5 Mk1	11	21:54.271	17.950	3.566	74.84	1:57.853	3
12	23	Martin TOLLEY (M)	Mazda MX-5 Mk1	11	21:59.217	22.896	4.946	74.56	1:57.604	5
13	177	Jack RAWLES	Mazda MX-5 Mk1	11	22:01.358	25.037	2.141	74.44	1:58.015	3
14	30	Dave TURTON	Mazda MX-5 Mk1	11	22:02.963	26.642	1.605	74.35	1:58.510	2
15	72	Matt LUFF	Mazda MX-5 Mk1	11	22:03.367	27.046	0.404	74.32	1:56.976	3
16	54	Marcus BAILEY (M)	Mazda MX-5 Mk1	11	22:05.129	28.808	1.762	74.22	1:58.502	8
17	544	Jack MOODY	Mazda MX-5 Mk1	11	22:07.514	31.193	2.385	74.09	1:59.144	6
18	65	William HAYDEN	Mazda MX-5 Mk1	11	22:07.822	31.501	0.308	74.07	1:58.657	3
19	263	Fraser FENWICK	Mazda MX-5 Mk1	11	22:08.268	31.947	0.446	74.05	1:59.303	9
20	26	Charlie RAWLES	Mazda MX-5 Mk1	11	22:08.928	32.607	0.660	74.01	1:59.113	7
21	32	Callum GREATREX	Mazda MX-5 Mk1	11	22:10.723	34.402	1.795	73.91	1:59.418	5
22	722	Alan HAWKINS (M)	Mazda MX-5 Mk1	11	22:11.924	35.603	1.201	73.84	1:59.023	3
23	95	Ian BLAKE	Mazda MX-5 Mk1	11	22:14.047	37.726	2.123	73.73	1:59.504	7
24	60	Nick LE DOYEN (M)	Mazda MX-5 Mk1	11	22:21.823	45.502	7.776	73.30	1:59.674	3
25	57	Oliver JENKINS	Mazda MX-5 Mk1	11	22:22.036	45.715	0.213	73.29	1:59.740	6
26	74	Clive CHISNALL (M)	Mazda MX-5 Mk1	11	22:22.271	45.950	0.235	73.28	1:59.909	3
27	117	Michael CLOSE	Mazda MX-5 Mk1	11	22:22.641	46.320	0.370	73.26	1:59.981	4
28	25	Ivan LEARY (M)	Mazda MX-5 Mk1	11	22:35.422	59.101	12.781	72.56	2:01.293	4
29	56	Thomas JENKINS	Mazda MX-5 Mk1	11	22:45.596	1:09.275	10.174	72.02	2:00.653	4
30	45	Graham RUMSEY (M)	Mazda MX-5 Mk1	11	22:54.462	1:18.141	8.866	71.56	2:01.231	8

NOT CLASSIFIED

DNF	96	Charles MUGGLESTONE	Mazda MX-5 Mk1	9	18:05.466	2 Laps	2 Laps	74.11	1:58.553	3
DQ	93	Jack BREWER	Mazda MX-5 Mk1	0						

FASTEST LAP

	63	Oliver ALLWOOD	Mazda MX-5 Mk1	3	1:56.479		76.87 mph		123.72 kph	
--	----	----------------	----------------	---	----------	--	-----------	--	------------	--

Car 93 disqualified from race result. Clerk of Course decision. Driving in a manner incompatible with general safety. C1.1.5 refers

Weather / Track : Bright / Dry

These results are provisional until the conclusion of any judicial and technical matters.

Donington Park GP

Circuit Length = 2.4873 miles

Start: 10:52 Flag 11:13 End: 11:15

Clerk Of Course :	Steward :	Timekeeper :

BRSCC Mazda MX5 Championship - 2A

RACE 11 - LAP CHART

LAP 1 @ 10:54:06.877			LAP 2 @ 10:56:04.532			LAP 3 @ 10:58:01.629			LAP 4 @ 10:59:59.161			LAP 5 @ 11:01:56.512		
NO	BEHIND	LAP TIME	NO	BEHIND	LAP TIME	NO	BEHIND	LAP TIME	NO	BEHIND	LAP TIME	NO	BEHIND	LAP TIME
41		2:01.060	41		1:57.655	41		1:57.097	41		1:57.532	41		1:57.351
1	0.939	2:01.999	1	0.703	1:57.419	5	1.956	1:58.090	5	1.924	1:57.500	5	1.656	1:57.083
5	1.307	2:02.367	5	0.963	1:57.311	1	2.485	1:58.879	1	2.389	1:57.436	1	2.774	1:57.736
4	1.609	2:02.669	4	1.385	1:57.431	4	2.715	1:58.427	33	3.332	1:57.699	33	3.630	1:57.649
77	2.036	2:03.096	77	2.069	1:57.688	33	3.165	1:57.963	4	3.714	1:58.531	4	4.265	1:57.902
33	2.368	2:03.428	33	2.299	1:57.586	77	3.512	1:58.540	77	4.070	1:58.090	77	4.601	1:57.882
55	2.852	2:03.912	55	3.452	1:58.255	55	3.989	1:57.634	55	4.608	1:58.151	63	5.164	1:57.384
24	3.072	2:04.132	81	4.074	1:58.199	81	4.619	1:57.642	63	5.131	1:56.807	55	5.959	1:58.702
81	3.530	2:04.590	24	4.294	1:58.877	24	4.901	1:57.704	81	5.494	1:58.407	81	6.286	1:58.143
30	4.680	2:05.740	30	5.535	1:58.510	63	5.856	1:56.479	24	5.629	1:58.260	24	6.456	1:58.178
96	4.845	2:05.905	177	6.212	1:58.885	177	7.130	1:58.015	177	8.570	1:58.972	666	10.371	1:58.635
177	4.982	2:06.042	63	6.474	1:57.878	30	7.874	1:59.436	666	9.087	1:58.660	177	11.860	2:00.641
666	5.302	2:06.362	96	6.747	1:59.557	666	7.959	1:57.853	72	9.916	1:58.910	72	12.454	1:59.889
544	5.936	2:06.996	666	7.203	1:59.556	96	8.203	1:58.553	30	10.206	1:59.864	30	12.629	1:59.774
65	6.068	2:07.128	65	8.299	1:59.886	72	8.538	1:56.976	65	11.462	1:59.135	96	14.305	2:00.041
63	6.251	2:07.311	72	8.659	1:59.326	65	9.859	1:58.657	96	11.615	2:00.944	65	14.967	2:00.856
263	6.502	2:07.562	544	9.547	2:01.266	544	11.821	1:59.371	544	13.785	1:59.496	23	15.898	1:57.604
26	6.927	2:07.987	722	10.264	2:00.068	722	12.190	1:59.023	26	14.835	1:59.707	93	16.401	1:58.455
72	6.988	2:08.048	263	10.477	2:01.630	26	12.660	1:59.139	93	15.297	1:59.304	544	16.756	2:00.322
722	7.851	2:08.911	26	10.618	2:01.346	263	13.234	1:59.854	23	15.645	1:59.227	722	17.957	1:59.093
117	8.250	2:09.310	95	11.402	1:59.971	93	13.525	1:58.742	722	16.215	2:01.557	26	18.258	2:00.774
32	8.417	2:09.477	32	11.679	2:00.917	23	13.950	1:58.796	263	16.494	2:00.792	263	18.714	1:59.571
95	9.086	2:10.146	93	11.880	2:00.057	32	15.108	2:00.526	54	17.116	1:58.669	54	19.083	1:59.318
93	9.478	2:10.538	23	12.251	1:59.994	54	15.979	1:59.319	32	17.646	2:00.070	32	19.713	1:59.418
57	9.499	2:10.559	117	12.735	2:02.140	95	16.251	2:01.946	95	18.561	1:59.842	95	20.813	1:59.603
23	9.912	2:10.972	54	13.757	2:00.379	117	17.101	2:01.463	117	19.550	1:59.981	117	22.757	2:00.558
60	10.299	2:11.359	60	15.184	2:02.540	60	17.761	1:59.674	60	20.780	2:00.551	60	23.219	1:59.790
54	11.033	2:12.093	74	16.228	2:01.346	74	19.040	1:59.909	74	21.608	2:00.100	74	24.776	2:00.519
56	11.183	2:12.243	56	16.805	2:03.277	57	20.187	2:00.469	57	22.510	1:59.855	57	25.626	2:00.467
45	12.288	2:13.348	57	16.815	2:04.971	56	20.595	2:00.887	56	23.716	2:00.653	56	28.776	2:02.411
74	12.537	2:13.597	25	17.359	2:01.926	25	21.677	2:01.415	25	25.438	2:01.293	25	32.153	2:04.066
25	13.088	2:14.148	45	18.931	2:04.298	45	23.707	2:01.873	45	28.949	2:02.774	45	34.380	2:02.782

Weather / Track : Bright / Dry

Donington Park GP
 Circuit Length = 2.4873 miles
 Start: 10:52 Flag 11:13 End: 11:15

BRSCC Mazda MX5 Championship - 2A

RACE 11 - LAP CHART

LAP 6 @ 11:03:53.816			LAP 7 @ 11:05:51.299			LAP 8 @ 11:07:48.868			LAP 9 @ 11:09:46.522			LAP 10 @ 11:11:44.127		
NO	BEHIND	LAP TIME	NO	BEHIND	LAP TIME	NO	BEHIND	LAP TIME	NO	BEHIND	LAP TIME	NO	BEHIND	LAP TIME
41		1:57.304	41		1:57.483	41		1:57.569	41		1:57.654	41		1:57.605
5	1.822	1:57.470	5	2.239	1:57.900	5	2.271	1:57.601	5	2.365	1:57.748	5	2.387	1:57.627
1	2.861	1:57.391	1	3.274	1:57.896	1	3.449	1:57.744	1	3.862	1:58.067	1	4.189	1:57.932
33	4.381	1:58.055	33	5.219	1:58.321	33	5.544	1:57.894	33	6.203	1:58.313	63	6.696	1:57.830
63	6.207	1:58.347	77	6.750	1:57.668	63	6.860	1:57.475	63	6.471	1:57.265	33	7.276	1:58.678
77	6.565	1:59.268	63	6.954	1:58.230	77	7.186	1:58.005	77	6.973	1:57.441	77	7.376	1:58.008
55	7.239	1:58.584	55	7.689	1:57.933	55	8.305	1:58.185	55	8.549	1:57.898	55	9.132	1:58.188
24	7.802	1:58.650	24	8.108	1:57.789	24	8.790	1:58.251	24	9.229	1:58.093	24	9.933	1:58.309
81	8.507	1:59.525	81	9.433	1:58.409	81	10.783	1:58.919	81	12.145	1:59.016	81	13.264	1:58.724
4	8.955	2:01.994	4	10.423	1:58.951	4	12.249	1:59.395	4	13.196	1:58.601	4	13.437	1:57.846
666	11.715	1:58.648	666	13.435	1:59.203	666	14.300	1:58.434	666	15.026	1:58.380	666	16.271	1:58.850
177	14.913	2:00.357	177	17.967	2:00.537	23	19.297	1:58.407	23	20.680	1:59.037	23	22.474	1:59.399
72	15.344	2:00.194	30	18.194	1:59.831	177	20.001	1:59.603	30	21.465	1:58.853	177	22.900	1:58.826
30	15.846	2:00.521	23	18.459	1:59.040	30	20.266	1:59.641	177	21.679	1:59.332	30	23.188	1:59.328
23	16.902	1:58.308	72	18.576	2:00.715	96	20.824	1:59.615	72	24.542	1:59.671	72	25.009	1:58.072
96	17.183	2:00.182	96	18.778	1:59.078	93	21.044	1:59.614	96	24.761	2:01.591	93	26.820	1:59.415
93	17.979	1:58.882	93	18.999	1:58.503	65	21.729	1:59.602	65	24.955	2:00.880	54	27.406	1:59.534
65	18.384	2:00.721	65	19.696	1:58.795	544	22.127	1:59.418	93	25.010	2:01.620	65	28.092	2:00.742
544	18.596	1:59.144	544	20.278	1:59.165	72	22.525	2:01.518	54	25.477	1:59.854	544	28.312	2:00.018
54	21.143	1:59.364	54	22.344	1:58.684	54	23.277	1:58.502	544	25.899	2:01.426	26	29.852	2:00.079
26	21.639	2:00.685	26	23.269	1:59.113	26	25.365	1:59.665	26	27.378	1:59.667	263	29.981	1:59.366
32	22.207	1:59.798	722	24.516	1:59.373	263	26.571	1:59.309	263	28.220	1:59.303	32	31.782	2:00.294
722	22.626	2:01.973	263	24.831	1:59.448	32	27.205	1:59.845	32	29.093	1:59.542	722	33.853	1:59.933
263	22.866	2:01.456	32	24.929	2:00.205	95	27.887	2:00.220	95	31.091	2:00.858	95	34.619	2:01.133
95	23.215	1:59.706	95	25.236	1:59.504	722	28.719	2:01.772	722	31.525	2:00.460	117	40.637	2:00.987
60	26.072	2:00.157	117	30.694	2:01.900	117	34.293	2:01.168	117	37.255	2:00.616	60	40.949	2:00.228
117	26.277	2:00.824	60	31.043	2:02.454	60	34.756	2:01.282	60	38.326	2:01.224	57	41.852	2:00.080
74	27.690	2:00.218	74	31.451	2:01.244	74	35.792	2:01.910	74	38.679	2:00.541	74	42.555	2:01.481
57	28.062	1:59.740	57	31.767	2:01.188	57	36.029	2:01.831	57	39.377	2:01.002	25	55.151	2:02.312
56	34.397	2:02.925	56	40.901	2:03.987	25	46.299	2:02.624	25	50.444	2:01.799	56	1:03.223	2:07.654
25	37.157	2:02.308	25	41.244	2:01.570	56	46.739	2:03.407	45	52.960	2:02.203	45	1:08.262	2:12.907
45	40.437	2:03.361	45	44.749	2:01.795	45	48.411	2:01.231	56	53.174	2:04.089			

Weather / Track : Bright / Dry

Donington Park GP
 Circuit Length = 2.4873 miles
 Start: 10:52 Flag 11:13 End: 11:15

BRSCC Mazda MX5 Championship - 2A

RACE 11 - LAP CHART

LAP 11 @ 11:13:42.138

NO	BEHIND	LAP TIME
41		1:58.011
5	2.928	1:58.552
1	4.698	1:58.520
63	6.649	1:57.964
33	7.222	1:57.957
77	7.587	1:58.222
55	10.023	1:58.902
24	10.429	1:58.507
4	14.087	1:58.661
81	14.384	1:59.131
666	17.950	1:59.690
23	22.896	1:58.433
177	25.037	2:00.148
30	26.642	2:01.465
72	27.046	2:00.048
54	28.808	1:59.413
93	30.067	2:01.258
544	31.193	2:00.892
65	31.501	2:01.420
263	31.947	1:59.977
26	32.607	2:00.766
32	34.402	2:00.631
722	35.603	1:59.761
95	37.726	2:01.118
60	45.502	2:02.564
57	45.715	2:01.874
74	45.950	2:01.406
117	46.320	2:03.694
25	59.101	2:01.961
56	1:09.275	2:04.063
45	1:18.141	2:07.890

Weather / Track : Bright / Dry

Results can be found at www.tsl-timing.com

Page 3 of 3

Donington Park GP
Circuit Length = 2.4873 miles
Start: 10:52 Flag 11:13 End: 11:15

Printed - 11:16 Sunday, 18 August 2019

BRSCC Mazda MX5 Championship - 2A

RACE 11 - LAP ANALYSIS

DIFF = Difference To Personal Best Lap

P1 41 Joe WIGGIN				
LAP	LAP TIME	DIFF	MPH	TIME OF DAY
1 -	2:01.060	3.963	73.96	10:54:06.877
2 -	1:57.655	0.558	76.10	10:56:04.532
3 -	1:57.097 (1)		76.47	10:58:01.629
4 -	1:57.532	0.435	76.18	10:59:59.161
5 -	1:57.351 (3)	0.254	76.30	11:01:56.512
6 -	1:57.304 (2)	0.207	76.33	11:03:53.816
7 -	1:57.483	0.386	76.21	11:05:51.299
8 -	1:57.569	0.472	76.16	11:07:48.868
9 -	1:57.654	0.557	76.10	11:09:46.522
10 -	1:57.605	0.508	76.14	11:11:44.127
11 -	1:58.011	0.914	75.87	11:13:42.138

P2 5 John LANGRIDGE				
LAP	LAP TIME	DIFF	MPH	TIME OF DAY
1 -	2:02.367	5.284	73.17	10:54:08.184
2 -	1:57.311 (2)	0.228	76.33	10:56:05.495
3 -	1:58.090	1.007	75.82	10:58:03.585
4 -	1:57.500	0.417	76.20	11:00:01.085
5 -	1:57.083 (1)		76.47	11:01:58.168
6 -	1:57.470 (3)	0.387	76.22	11:03:55.638
7 -	1:57.900	0.817	75.94	11:05:53.538
8 -	1:57.601	0.518	76.14	11:07:51.139
9 -	1:57.748	0.665	76.04	11:09:48.887
10 -	1:57.627	0.544	76.12	11:11:46.514
11 -	1:58.552	1.469	75.53	11:13:45.066

P3 1 Will BLACKWELL-CHAMBERS				
LAP	LAP TIME	DIFF	MPH	TIME OF DAY
1 -	2:01.999	4.608	73.39	10:54:07.816
2 -	1:57.419 (2)	0.028	76.26	10:56:05.235
3 -	1:58.879	1.488	75.32	10:58:04.114
4 -	1:57.436 (3)	0.045	76.24	11:00:01.550
5 -	1:57.736	0.345	76.05	11:01:59.286
6 -	1:57.391 (1)		76.27	11:03:56.677
7 -	1:57.896	0.505	75.95	11:05:54.573
8 -	1:57.744	0.353	76.05	11:07:52.317
9 -	1:58.067	0.676	75.84	11:09:50.384
10 -	1:57.932	0.541	75.92	11:11:48.316
11 -	1:58.520	1.129	75.55	11:13:46.836

P4 63 Oliver ALLWOOD				
LAP	LAP TIME	DIFF	MPH	TIME OF DAY
1 -	2:07.311	10.832	70.33	10:54:13.128
2 -	1:57.878	1.399	75.96	10:56:11.006
3 -	1:56.479 (1)		76.87	10:58:07.485
4 -	1:56.807 (2)	0.328	76.66	11:00:04.292
5 -	1:57.384	0.905	76.28	11:02:01.676
6 -	1:58.347	1.868	75.66	11:04:00.023
7 -	1:58.230	1.751	75.73	11:05:58.253
8 -	1:57.475	0.996	76.22	11:07:55.728
9 -	1:57.265 (3)	0.786	76.36	11:09:52.993
10 -	1:57.830	1.351	75.99	11:11:50.823
11 -	1:57.964	1.485	75.90	11:13:48.787

P5 33 Jason GREATREX (M)				
LAP	LAP TIME	DIFF	MPH	TIME OF DAY
1 -	2:03.428	5.842	72.54	10:54:09.245
2 -	1:57.586 (1)		76.15	10:56:06.831

DIFF = Difference To Personal Best Lap

3 -	1:57.963	0.377	75.90	10:58:04.794
4 -	1:57.699 (3)	0.113	76.07	11:00:02.493
5 -	1:57.649 (2)	0.063	76.11	11:02:00.142
6 -	1:58.055	0.469	75.84	11:03:58.197
7 -	1:58.321	0.735	75.67	11:05:56.518
8 -	1:57.894	0.308	75.95	11:07:54.412
9 -	1:58.313	0.727	75.68	11:09:52.725
10 -	1:58.678	1.092	75.45	11:11:51.403
11 -	1:57.957	0.371	75.91	11:13:49.360

P6 77 Steve FODEN				
LAP	LAP TIME	DIFF	MPH	TIME OF DAY
1 -	2:03.096	5.655	72.74	10:54:08.913
2 -	1:57.688 (3)	0.247	76.08	10:56:06.601
3 -	1:58.540	1.099	75.53	10:58:05.141
4 -	1:58.090	0.649	75.82	11:00:03.231
5 -	1:57.882	0.441	75.96	11:02:01.113
6 -	1:59.268	1.827	75.07	11:04:00.381
7 -	1:57.668 (2)	0.227	76.09	11:05:58.049
8 -	1:58.005	0.564	75.88	11:07:56.054
9 -	1:57.441 (1)		76.24	11:09:53.495
10 -	1:58.008	0.567	75.88	11:11:51.503
11 -	1:58.222	0.781	75.74	11:13:49.725

P7 55 Matt POLLARD				
LAP	LAP TIME	DIFF	MPH	TIME OF DAY
1 -	2:03.912	6.278	72.26	10:54:09.729
2 -	1:58.255	0.621	75.72	10:56:07.984
3 -	1:57.634 (1)		76.12	10:58:05.618
4 -	1:58.151	0.517	75.78	11:00:03.769
5 -	1:58.702	1.068	75.43	11:02:02.471
6 -	1:58.584	0.950	75.51	11:04:01.055
7 -	1:57.933 (3)	0.299	75.92	11:05:58.988
8 -	1:58.185	0.551	75.76	11:07:57.173
9 -	1:57.898 (2)	0.264	75.95	11:09:55.071
10 -	1:58.188	0.554	75.76	11:11:53.259
11 -	1:58.902	1.268	75.30	11:13:52.161

P8 24 Oliver GRAHAM				
LAP	LAP TIME	DIFF	MPH	TIME OF DAY
1 -	2:04.132	6.428	72.13	10:54:09.949
2 -	1:58.877	1.173	75.32	10:56:08.826
3 -	1:57.704 (1)		76.07	10:58:06.530
4 -	1:58.260	0.556	75.71	11:00:04.790
5 -	1:58.178	0.474	75.77	11:02:02.968
6 -	1:58.650	0.946	75.46	11:04:01.618
7 -	1:57.789 (2)	0.085	76.02	11:05:59.407
8 -	1:58.251	0.547	75.72	11:07:57.658
9 -	1:58.093 (3)	0.389	75.82	11:09:55.751
10 -	1:58.309	0.605	75.68	11:11:54.060
11 -	1:58.507	0.803	75.56	11:13:52.567

P9 4 Adam BESSELL				
LAP	LAP TIME	DIFF	MPH	TIME OF DAY
1 -	2:02.669	5.238	72.99	10:54:08.486
2 -	1:57.431 (1)		76.25	10:56:05.917
3 -	1:58.427	0.996	75.61	10:58:04.344
4 -	1:58.531	1.100	75.54	11:00:02.875
5 -	1:57.902 (3)	0.471	75.94	11:02:00.777
6 -	2:01.994	4.563	73.40	11:04:02.771
7 -	1:58.951	1.520	75.27	11:06:01.722

Weather / Track : Bright / Dry

Donington Park GP
Circuit Length = 2.4873 miles
Start: 10:52 Flag 11:13 End: 11:15

BRSCC Mazda MX5 Championship - 2A

RACE 11 - LAP ANALYSIS

DIFF = Difference To Personal Best Lap

8 -	1:59.395	1.964	74.99	11:08:01.117
9 -	1:58.601	1.170	75.50	11:09:59.718
10 -	1:57.846 (2)	0.415	75.98	11:11:57.564
11 -	1:58.661	1.230	75.46	11:13:56.225

P10 81 Sebastian FISHER

LAP	LAP TIME	DIFF	MPH	TIME OF DAY
1 -	2:04.590	6.948	71.87	10:54:10.407
2 -	1:58.199 (3)	0.557	75.75	10:56:08.606
3 -	1:57.642 (1)		76.11	10:58:06.248
4 -	1:58.407	0.765	75.62	11:00:04.655
5 -	1:58.143 (2)	0.501	75.79	11:02:02.798
6 -	1:59.525	1.883	74.91	11:04:02.323
7 -	1:58.409	0.767	75.62	11:06:00.732
8 -	1:58.919	1.277	75.29	11:07:59.651
9 -	1:59.016	1.374	75.23	11:09:58.667
10 -	1:58.724	1.082	75.42	11:11:57.391
11 -	1:59.131	1.489	75.16	11:13:56.522

P11 666 David WATERS

LAP	LAP TIME	DIFF	MPH	TIME OF DAY
1 -	2:06.362	8.509	70.86	10:54:12.179
2 -	1:59.556	1.703	74.89	10:56:11.735
3 -	1:57.853 (1)		75.97	10:58:09.588
4 -	1:58.660	0.807	75.46	11:00:08.248
5 -	1:58.635	0.782	75.47	11:02:06.883
6 -	1:58.648	0.795	75.47	11:04:05.531
7 -	1:59.203	1.350	75.11	11:06:04.734
8 -	1:58.434 (3)	0.581	75.60	11:08:03.168
9 -	1:58.380 (2)	0.527	75.64	11:10:01.548
10 -	1:58.850	0.997	75.34	11:12:00.398
11 -	1:59.690	1.837	74.81	11:14:00.088

P12 23 Martin TOLLEY (M)

LAP	LAP TIME	DIFF	MPH	TIME OF DAY
1 -	2:10.972	13.368	68.36	10:54:16.789
2 -	1:59.994	2.390	74.62	10:56:16.783
3 -	1:58.796	1.192	75.37	10:58:15.579
4 -	1:59.227	1.623	75.10	11:00:14.806
5 -	1:57.604 (1)		76.14	11:02:12.410
6 -	1:58.308 (2)	0.704	75.68	11:04:10.718
7 -	1:59.040	1.436	75.22	11:06:09.758
8 -	1:58.407 (3)	0.803	75.62	11:08:08.165
9 -	1:59.037	1.433	75.22	11:10:07.202
10 -	1:59.399	1.795	74.99	11:12:06.601
11 -	1:58.433	0.829	75.60	11:14:05.034

P13 177 Jack RAWLES

LAP	LAP TIME	DIFF	MPH	TIME OF DAY
1 -	2:06.042	8.027	71.04	10:54:11.859
2 -	1:58.885 (3)	0.870	75.32	10:56:10.744
3 -	1:58.015 (1)		75.87	10:58:08.759
4 -	1:58.972	0.957	75.26	11:00:07.731
5 -	2:00.641	2.626	74.22	11:02:08.372
6 -	2:00.357	2.342	74.39	11:04:08.729
7 -	2:00.537	2.522	74.28	11:06:09.266
8 -	1:59.603	1.588	74.86	11:08:08.869
9 -	1:59.332	1.317	75.03	11:10:08.201
10 -	1:58.826 (2)	0.811	75.35	11:12:07.027
11 -	2:00.148	2.133	74.52	11:14:07.175

DIFF = Difference To Personal Best Lap

P14 30 Dave TURTON				
LAP	LAP TIME	DIFF	MPH	TIME OF DAY
1 -	2:05.740	7.230	71.21	10:54:11.557
2 -	1:58.510 (1)		75.55	10:56:10.067
3 -	1:59.436	0.926	74.97	10:58:09.503
4 -	1:59.864	1.354	74.70	11:00:09.367
5 -	1:59.774	1.264	74.76	11:02:09.141
6 -	2:00.521	2.011	74.29	11:04:09.662
7 -	1:59.831	1.321	74.72	11:06:09.493
8 -	1:59.641	1.131	74.84	11:08:09.134
9 -	1:58.853 (2)	0.343	75.34	11:10:07.987
10 -	1:59.328 (3)	0.818	75.04	11:12:07.315
11 -	2:01.465	2.955	73.72	11:14:08.780

P15 72 Matt LUFF

LAP	LAP TIME	DIFF	MPH	TIME OF DAY
1 -	2:08.048	11.072	69.93	10:54:13.865
2 -	1:59.326	2.350	75.04	10:56:13.191
3 -	1:56.976 (1)		76.54	10:58:10.167
4 -	1:58.910 (3)	1.934	75.30	11:00:09.077
5 -	1:59.889	2.913	74.68	11:02:08.966
6 -	2:00.194	3.218	74.50	11:04:09.160
7 -	2:00.715	3.739	74.17	11:06:09.875
8 -	2:01.518	4.542	73.68	11:08:11.393
9 -	1:59.671	2.695	74.82	11:10:11.064
10 -	1:58.072 (2)	1.096	75.83	11:12:09.136
11 -	2:00.048	3.072	74.59	11:14:09.184

P16 54 Marcus BAILEY (M)

LAP	LAP TIME	DIFF	MPH	TIME OF DAY
1 -	2:12.093	13.591	67.78	10:54:17.910
2 -	2:00.379	1.877	74.38	10:56:18.289
3 -	1:59.319	0.817	75.04	10:58:17.608
4 -	1:58.669 (2)	0.167	75.45	11:00:16.277
5 -	1:59.318	0.816	75.04	11:02:15.595
6 -	1:59.364	0.862	75.01	11:04:14.959
7 -	1:58.684 (3)	0.182	75.44	11:06:13.643
8 -	1:58.502 (1)		75.56	11:08:12.145
9 -	1:59.854	1.352	74.71	11:10:11.999
10 -	1:59.534	1.032	74.91	11:12:11.533
11 -	1:59.413	0.911	74.98	11:14:10.946

P17 93 Jack BREWER

LAP	LAP TIME	DIFF	MPH	TIME OF DAY
1 -	2:10.538	12.083	68.59	10:54:16.355
2 -	2:00.057	1.602	74.58	10:56:16.412
3 -	1:58.742 (3)	0.287	75.41	10:58:15.154
4 -	1:59.304	0.849	75.05	11:00:14.458
5 -	1:58.455 (1)		75.59	11:02:12.913
6 -	1:58.882	0.427	75.32	11:04:11.795
7 -	1:58.503 (2)	0.048	75.56	11:06:10.298
8 -	1:59.614	1.159	74.86	11:08:09.912
9 -	2:01.620	3.165	73.62	11:10:11.532
10 -	1:59.415	0.960	74.98	11:12:10.947
11 -	2:01.258	2.803	73.84	11:14:12.205

P18 544 Jack MOODY

LAP	LAP TIME	DIFF	MPH	TIME OF DAY
1 -	2:06.996	7.852	70.50	10:54:12.813
2 -	2:01.266	2.122	73.84	10:56:14.079

Donington Park GP

Circuit Length = 2.4873 miles

Start: 10:52 Flag 11:13 End: 11:15

Weather / Track : Bright / Dry

BRSCC Mazda MX5 Championship - 2A

RACE 11 - LAP ANALYSIS

DIFF = Difference To Personal Best Lap

3 -	1:59.371 (3)	0.227	75.01	10:58:13.450
4 -	1:59.496	0.352	74.93	11:00:12.946
5 -	2:00.322	1.178	74.42	11:02:13.268
6 -	1:59.144 (1)		75.15	11:04:12.412
7 -	1:59.165 (2)	0.021	75.14	11:06:11.577
8 -	1:59.418	0.274	74.98	11:08:10.995
9 -	2:01.426	2.282	73.74	11:10:12.421
10 -	2:00.018	0.874	74.60	11:12:12.439
11 -	2:00.892	1.748	74.06	11:14:13.331

P19 65 William HAYDEN

LAP	LAP TIME	DIFF	MPH	TIME OF DAY
1 -	2:07.128	8.471	70.43	10:54:12.945
2 -	1:59.886	1.229	74.69	10:56:12.831
3 -	1:58.657 (1)		75.46	10:58:11.488
4 -	1:59.135 (3)	0.478	75.16	11:00:10.623
5 -	2:00.856	2.199	74.09	11:02:11.479
6 -	2:00.721	2.064	74.17	11:04:12.200
7 -	1:58.795 (2)	0.138	75.37	11:06:10.995
8 -	1:59.602	0.945	74.86	11:08:10.597
9 -	2:00.880	2.223	74.07	11:10:11.477
10 -	2:00.742	2.085	74.16	11:12:12.219
11 -	2:01.420	2.763	73.74	11:14:13.639

P20 263 Fraser FENWICK

LAP	LAP TIME	DIFF	MPH	TIME OF DAY
1 -	2:07.562	8.259	70.19	10:54:13.379
2 -	2:01.630	2.327	73.62	10:56:15.009
3 -	1:59.854	0.551	74.71	10:58:14.863
4 -	2:00.792	1.489	74.13	11:00:15.655
5 -	1:59.571	0.268	74.88	11:02:15.226
6 -	2:01.456	2.153	73.72	11:04:16.682
7 -	1:59.448	0.145	74.96	11:06:16.130
8 -	1:59.309 (2)	0.006	75.05	11:08:15.439
9 -	1:59.303 (1)		75.05	11:10:14.742
10 -	1:59.366 (3)	0.063	75.01	11:12:14.108
11 -	1:59.977	0.674	74.63	11:14:14.085

P21 26 Charlie RAWLES

LAP	LAP TIME	DIFF	MPH	TIME OF DAY
1 -	2:07.987	8.874	69.96	10:54:13.804
2 -	2:01.346	2.233	73.79	10:56:15.150
3 -	1:59.139 (2)	0.026	75.15	10:58:14.289
4 -	1:59.707	0.594	74.80	11:00:13.996
5 -	2:00.774	1.661	74.14	11:02:14.770
6 -	2:00.685	1.572	74.19	11:04:15.455
7 -	1:59.113 (1)		75.17	11:06:14.568
8 -	1:59.665 (3)	0.552	74.82	11:08:14.233
9 -	1:59.667	0.554	74.82	11:10:13.900
10 -	2:00.079	0.966	74.57	11:12:13.979
11 -	2:00.766	1.653	74.14	11:14:14.745

P22 32 Callum GREATREX

LAP	LAP TIME	DIFF	MPH	TIME OF DAY
1 -	2:09.477	10.059	69.15	10:54:15.294
2 -	2:00.917	1.499	74.05	10:56:16.211
3 -	2:00.526	1.108	74.29	10:58:16.737
4 -	2:00.070	0.652	74.57	11:00:16.807
5 -	1:59.418 (1)		74.98	11:02:16.225
6 -	1:59.798 (3)	0.380	74.74	11:04:16.023
7 -	2:00.205	0.787	74.49	11:06:16.228

DIFF = Difference To Personal Best Lap

8 -	1:59.845	0.427	74.71	11:08:16.073
9 -	1:59.542 (2)	0.124	74.90	11:10:15.615
10 -	2:00.294	0.876	74.43	11:12:15.909
11 -	2:00.631	1.213	74.23	11:14:16.540

P23 722 Alan HAWKINS (M)

LAP	LAP TIME	DIFF	MPH	TIME OF DAY
1 -	2:08.911	9.888	69.46	10:54:14.728
2 -	2:00.068	1.045	74.57	10:56:14.796
3 -	1:59.023 (1)		75.23	10:58:13.819
4 -	2:01.557	2.534	73.66	11:00:15.376
5 -	1:59.093 (2)	0.070	75.18	11:02:14.469
6 -	2:01.973	2.950	73.41	11:04:16.442
7 -	1:59.373 (3)	0.350	75.01	11:06:15.815
8 -	2:01.772	2.749	73.53	11:08:17.587
9 -	2:00.460	1.437	74.33	11:10:18.047
10 -	1:59.933	0.910	74.66	11:12:17.980
11 -	1:59.761	0.738	74.76	11:14:17.741

P24 95 Ian BLAKE

LAP	LAP TIME	DIFF	MPH	TIME OF DAY
1 -	2:10.146	10.642	68.80	10:54:15.963
2 -	1:59.971	0.467	74.63	10:56:15.934
3 -	2:01.946	2.442	73.42	10:58:17.880
4 -	1:59.842	0.338	74.71	11:00:17.722
5 -	1:59.603 (2)	0.099	74.86	11:02:17.325
6 -	1:59.706 (3)	0.202	74.80	11:04:17.031
7 -	1:59.504 (1)		74.93	11:06:16.535
8 -	2:00.220	0.716	74.48	11:08:16.755
9 -	2:00.858	1.354	74.09	11:10:17.613
10 -	2:01.133	1.629	73.92	11:12:18.746
11 -	2:01.118	1.614	73.93	11:14:19.864

P25 60 Nick LE DOYEN (M)

LAP	LAP TIME	DIFF	MPH	TIME OF DAY
1 -	2:11.359	11.685	68.16	10:54:17.176
2 -	2:02.540	2.866	73.07	10:56:19.716
3 -	1:59.674 (1)		74.82	10:58:19.390
4 -	2:00.551	0.877	74.27	11:00:19.941
5 -	1:59.790 (2)	0.116	74.75	11:02:19.731
6 -	2:00.157 (3)	0.483	74.52	11:04:19.888
7 -	2:02.454	2.780	73.12	11:06:22.342
8 -	2:01.282	1.608	73.83	11:08:23.624
9 -	2:01.224	1.550	73.86	11:10:24.848
10 -	2:00.228	0.554	74.47	11:12:25.076
11 -	2:02.564	2.890	73.05	11:14:27.640

P26 57 Oliver JENKINS

LAP	LAP TIME	DIFF	MPH	TIME OF DAY
1 -	2:10.559	10.819	68.58	10:54:16.376
2 -	2:04.971	5.231	71.65	10:56:21.347
3 -	2:00.469	0.729	74.32	10:58:21.816
4 -	1:59.855 (2)	0.115	74.71	11:00:21.671
5 -	2:00.467	0.727	74.33	11:02:22.138
6 -	1:59.740 (1)		74.78	11:04:21.878
7 -	2:01.188	1.448	73.88	11:06:23.066
8 -	2:01.831	2.091	73.49	11:08:24.897
9 -	2:01.002	1.262	74.00	11:10:25.899
10 -	2:00.080 (3)	0.340	74.57	11:12:25.979
11 -	2:01.874	2.134	73.47	11:14:27.853

Weather / Track : Bright / Dry

Donington Park GP

Circuit Length = 2.4873 miles

Start: 10:52 Flag 11:13 End: 11:15

BRSCC Mazda MX5 Championship - 2A

RACE 11 - LAP ANALYSIS

DIFF = Difference To Personal Best Lap

P27 74 Clive CHISNALL (M)				
LAP	LAP TIME	DIFF	MPH	TIME OF DAY
1 -	2:13.597	13.688	67.02	10:54:19.414
2 -	2:01.346	1.437	73.79	10:56:20.760
3 -	1:59.909 (1)		74.67	10:58:20.669
4 -	2:00.100 (2)	0.191	74.55	11:00:20.769
5 -	2:00.519	0.610	74.29	11:02:21.288
6 -	2:00.218 (3)	0.309	74.48	11:04:21.506
7 -	2:01.244	1.335	73.85	11:06:22.750
8 -	2:01.910	2.001	73.45	11:08:24.660
9 -	2:00.541	0.632	74.28	11:10:25.201
10 -	2:01.481	1.572	73.71	11:12:26.682
11 -	2:01.406	1.497	73.75	11:14:28.088

P28 117 Michael CLOSE				
LAP	LAP TIME	DIFF	MPH	TIME OF DAY
1 -	2:09.310	9.329	69.24	10:54:15.127
2 -	2:02.140	2.159	73.31	10:56:17.267
3 -	2:01.463	1.482	73.72	10:58:18.730
4 -	1:59.981 (1)		74.63	11:00:18.711
5 -	2:00.558 (2)	0.577	74.27	11:02:19.269
6 -	2:00.824	0.843	74.11	11:04:20.093
7 -	2:01.900	1.919	73.45	11:06:21.993
8 -	2:01.168	1.187	73.90	11:08:23.161
9 -	2:00.616 (3)	0.635	74.23	11:10:23.777
10 -	2:00.987	1.006	74.01	11:12:24.764
11 -	2:03.694	3.713	72.39	11:14:28.458

P29 25 Ivan LEARY (M)				
LAP	LAP TIME	DIFF	MPH	TIME OF DAY
1 -	2:14.148	12.855	66.75	10:54:19.965
2 -	2:01.926	0.633	73.44	10:56:21.891
3 -	2:01.415 (2)	0.122	73.75	10:58:23.306
4 -	2:01.293 (1)		73.82	11:00:24.599
5 -	2:04.066	2.773	72.17	11:02:28.665
6 -	2:02.308	1.015	73.21	11:04:30.973
7 -	2:01.570 (3)	0.277	73.65	11:06:32.543
8 -	2:02.624	1.331	73.02	11:08:35.167
9 -	2:01.799	0.506	73.51	11:10:36.966
10 -	2:02.312	1.019	73.20	11:12:39.278
11 -	2:01.961	0.668	73.42	11:14:41.239

P30 56 Thomas JENKINS				
LAP	LAP TIME	DIFF	MPH	TIME OF DAY
1 -	2:12.243	11.590	67.71	10:54:18.060
2 -	2:03.277	2.624	72.63	10:56:21.337
3 -	2:00.887 (2)	0.234	74.07	10:58:22.224
4 -	2:00.653 (1)		74.21	11:00:22.877
5 -	2:02.411 (3)	1.758	73.15	11:02:25.288
6 -	2:02.925	2.272	72.84	11:04:28.213
7 -	2:03.987	3.334	72.22	11:06:32.200
8 -	2:03.407	2.754	72.56	11:08:35.607
9 -	2:04.089	3.436	72.16	11:10:39.696
10 -	2:07.654	7.001	70.14	11:12:47.350
11 -	2:04.063	3.410	72.17	11:14:51.413

P31 45 Graham RUMSEY (M)				
LAP	LAP TIME	DIFF	MPH	TIME OF DAY
1 -	2:13.348	12.117	67.15	10:54:19.165
2 -	2:04.298	3.067	72.04	10:56:23.463

DIFF = Difference To Personal Best Lap

3 -	2:01.873 (3)	0.642	73.47	10:58:25.336
4 -	2:02.774	1.543	72.93	11:00:28.110
5 -	2:02.782	1.551	72.92	11:02:30.892
6 -	2:03.361	2.130	72.58	11:04:34.253
7 -	2:01.795 (2)	0.564	73.52	11:06:36.048
8 -	2:01.231 (1)		73.86	11:08:37.279
9 -	2:02.203	0.972	73.27	11:10:39.482
10 -	2:12.907	11.676	67.37	11:12:52.389
11 -	2:07.890	6.659	70.01	11:15:00.279

P32 96 Charles MUGGLESTONE				
LAP	LAP TIME	DIFF	MPH	TIME OF DAY
1 -	2:05.905	7.352	71.12	10:54:11.722
2 -	1:59.557 (3)	1.004	74.89	10:56:11.279
3 -	1:58.553 (1)		75.53	10:58:09.832
4 -	2:00.944	2.391	74.03	11:00:10.776
5 -	2:00.041	1.488	74.59	11:02:10.817
6 -	2:00.182	1.629	74.50	11:04:10.999
7 -	1:59.078 (2)	0.525	75.19	11:06:10.077
8 -	1:59.615	1.062	74.86	11:08:09.692
9 -	2:01.591	3.038	73.64	11:10:11.283

Weather / Track : Bright / Dry

BRSCC Mazda MX5 Championship - 2A

RACE 11 - POSITION CHART

No	Name	Lap												
		Pos	1	2	3	4	5	6	7	8	9	10	11	
41	WIGGIN	1	41	41	41	41	41	41	41	41	41	41	41	41
77	FODEN	2	1	1	5	5	5	5	5	5	5	5	5	5
5	LANGRIDGE	3	5	5	1	1	1	1	1	1	1	1	1	1
1	BLACKWELL-CHAMBE	4	4	4	4	33	33	33	33	33	33	63	63	63
4	BESSELL	5	77	77	33	4	4	63	77	63	63	33	33	33
55	POLLARD	6	33	33	77	77	77	77	63	77	77	77	77	77
81	FISHER	7	55	55	55	55	63	55	55	55	55	55	55	55
33	GREATREX (M)	8	24	81	81	63	55	24	24	24	24	24	24	24
30	TURTON	9	81	24	24	81	81	81	81	81	81	81	81	4
24	GRAHAM	10	30	30	63	24	24	4	4	4	4	4	4	81
96	MUGGLESTONE	11	96	177	177	177	666	666	666	666	666	666	666	666
666	WATERS	12	177	63	30	666	177	177	177	23	23	23	23	23
544	MOODY	13	666	96	666	72	72	72	30	177	30	177	177	177
177	RAWLES	14	544	666	96	30	30	30	23	30	177	30	30	30
65	HAYDEN	15	65	65	72	65	96	23	72	96	72	72	72	72
263	FENWICK	16	63	72	65	96	65	96	96	93	96	93	54	54
26	RAWLES	17	263	544	544	544	23	93	93	65	65	54	93	93
722	HAWKINS (M)	18	26	722	722	26	93	65	65	544	93	65	544	544
60	LE DOYEN (M)	19	72	263	26	93	544	544	544	72	54	544	65	65
57	JENKINS	20	722	26	263	23	722	54	54	54	544	26	263	263
117	CLOSE	21	117	95	93	722	26	26	26	26	26	263	26	26
95	BLAKE	22	32	32	23	263	263	32	722	263	263	32	32	32
74	CHISNALL (M)	23	95	93	32	54	54	722	263	32	32	722	722	722
32	GREATREX	24	93	23	54	32	32	263	32	95	95	95	95	95
25	LEARY (M)	25	57	117	95	95	95	95	95	722	722	117	60	60
56	JENKINS	26	23	54	117	117	117	60	117	117	117	60	57	57
45	RUMSEY (M)	27	60	60	60	60	60	117	60	60	60	57	74	74
63	ALLWOOD	28	54	74	74	74	74	74	74	74	74	74	117	117
93	BREWER	29	56	56	57	57	57	57	57	57	57	25	25	25
72	LUFF	30	45	57	56	56	56	56	56	25	25	56	56	56
23	TOLLEY (M)	31	74	25	25	25	25	25	25	56	45	45	45	45
54	BAILEY (M)	32	25	45	45	45	45	45	45	45	56			

Weather / Track : Bright / Dry

Results can be found at www.tsl-timing.com

Donington Park GP
 Circuit Length = 2.4873 miles
 Start: 10:52 Flag 11:13 End: 11:15

Printed - 11:17 Sunday, 18 August 2019

BRSCC Mazda MX5 Championship - 2A

RACE 11 - STATISTICS

Competitors Started 32
Planned Start 2019-08-18 @ 10:55:00.000
Actual Start 2019-08-18 @ 10:52:05.816
Finish Time 2019-08-18 @ 11:13:38.767
Track Length 2.4873mi.
Total Laps 350
Total Distance Covered 870.5721mi.

Session Fastest Lap History

NO	NAME	LAP TIME	TIME OF DAY	LAP	VEHICLE
41	Joe WIGGIN	1:57.655	10:56:04.535	2	Mazda MX-5 Mk1
1	Will BLACKWELL-CHAMBERS	1:57.419	10:56:05.238	2	Mazda MX-5 Mk1
5	John LANGRIDGE	1:57.311	10:56:05.503	2	Mazda MX-5 Mk1
41	Joe WIGGIN	1:57.097	10:58:01.632	3	Mazda MX-5 Mk1
63	Oliver ALLWOOD	1:56.479	10:58:07.484	3	Mazda MX-5 Mk1

Session Leader History

NO	NAME	FROM LAP	LAPS LED	DISTANCE	VEHICLE
41	Joe WIGGIN	1	11	27.32 miles	Mazda MX-5 Mk1

Flag History

TYPE	TIME OF DAY
GREEN	10:52:05.816
FINISH	11:13:38.767

Flag Statistics

TYPE	COUNT	TOTAL LAPS	TOTAL TIME
Green	1	11	23:02.413
Red	0	0	0.000
Safety Car	0	0	0.000
FCY	0	0	0.000

Weather / Track : Bright / Dry

These results are provisional until the conclusion of any judicial and technical matters.

Donington Park GP
Circuit Length = 2.4873 miles
Start: 10:52 Flag 11:13 End: 11:15

Clerk Of Course :		Timekeeper :
-------------------	--	--------------

BRSCC Mazda MX5 Championship - 2B
RACE 13 - CLASSIFICATION

POS	NO	NAME	ENTRY	LAPS	TIME	GAP	DIFF	MPH	BEST	ON
1	29	Adam CRAIG	Mazda MX-5 Mk1	10	20:03.508			74.28	1:59.119	4
2	82	Michael KNIBBS	Mazda MX-5 Mk1	10	20:13.302	9.794	9.794	73.68	1:59.992	7
3	7	Adrian BURGE (M)	Mazda MX-5 Mk1	10	20:13.499	9.991	0.197	73.67	2:00.345	6
4	8	Lewis CANNON	Mazda MX-5 Mk1	10	20:16.633	13.125	3.134	73.48	1:59.784	10
5	31	Bryn GRIFFITHS (M)	Mazda MX-5 Mk1	10	20:21.392	17.884	4.759	73.20	1:59.745	8
6	21	Matt FLETCHER	Mazda MX-5 Mk1	10	20:22.175	18.667	0.783	73.15	2:00.330	6
7	37	Tim DORE (M)	Mazda MX-5 Mk1	10	20:22.199	18.691	0.024	73.15	2:00.225	8
8	51	Oliver ATTARD	Mazda MX-5 Mk1	10	20:29.288	25.780	7.089	72.73	1:59.829	4
9	27	Christian DANN	Mazda MX-5 Mk1	10	20:30.283	26.775	0.995	72.67	2:01.031	3
10	180	Peter TYLER (M)	Mazda MX-5 Mk1	10	20:30.491	26.983	0.208	72.66	2:01.513	8
11	90	Bruce ROBINSON (M)	Mazda MX-5 Mk1	10	20:36.169	32.661	5.678	72.32	2:01.074	8
12	20	Christopher GINN (M)	Mazda MX-5 Mk1	10	20:37.652	34.144	1.483	72.24	2:01.149	4
13	246*	Bill RAWLES	Mazda MX-5 Mk1	10	20:38.714	35.206	1.062	72.17	2:01.613	7
14	53	Jonathan FIELDSEND (M)	Mazda MX-5 Mk1	10	20:47.948	44.440	9.234	71.64	2:02.871	6
15	10	Thomas MALLETT	Mazda MX-5 Mk1	10	20:50.431	46.923	2.483	71.50	2:02.424	7
16	17	Andrew MACGREGOR (M)	Mazda MX-5 Mk1	10	20:50.728	47.220	0.297	71.48	2:03.016	7
17	312	Peter LANCASTER (M)	Mazda MX-5 Mk1	10	20:59.121	55.613	8.393	71.00	2:03.168	6
18	11	Mark BOND	Mazda MX-5 Mk1	10	20:59.739	56.231	0.618	70.97	2:02.429	5
19	16	Neil MACGREGOR (M)	Mazda MX-5 Mk1	10	21:00.358	56.850	0.619	70.93	2:02.924	5
20	264	William BREAME	Mazda MX-5 Mk1	10	21:00.792	57.284	0.434	70.91	2:03.422	8
21	291	Luke SOUCH	Mazda MX-5 Mk1	10	21:01.221	57.713	0.429	70.89	2:03.890	10
22	9	James LOVE	Mazda MX-5 Mk1	10	21:10.106	1:06.598	8.885	70.39	2:04.491	8
23	78	Richard BARTLETT (M)	Mazda MX-5 Mk1	10	21:20.217	1:16.709	10.111	69.83	2:04.174	5
24	15	Rob MUGGLESTONE	Mazda MX-5 Mk1	10	21:21.044	1:17.536	0.827	69.79	2:05.553	5
25	42	Toby OWEN	Mazda MX-5 Mk1	10	21:21.559	1:18.051	0.515	69.76	2:04.087	7
26	38	Andrew DEAN	Mazda MX-5 Mk1	10	22:02.828	1:59.320	41.269	67.58	2:09.022	10

NOT CLASSIFIED

DNF	58	Dale WHITEMAN (M)	Mazda MX-5 Mk1	4	8:41.928	6 Laps	6 Laps	68.36	2:05.888	4
DNF	68	Ashley HEATH (M)	Mazda MX-5 Mk1	0						
DNF	85	Anthony PETTIGREW	Mazda MX-5 Mk1	0						

FASTEST LAP

	29	Adam CRAIG	Mazda MX-5 Mk1	4	1:59.119			75.17 mph	120.97 kph	
--	----	------------	----------------	---	----------	--	--	-----------	------------	--

Car 246 - 5 second time penalty - track limits

Weather / Track : Bright / Dry

These results are provisional until the conclusion of any judicial and technical matters.

Donington Park GP

Circuit Length = 2.4873 miles

Start: 12:02 Flag 12:22 End: 12:25

Clerk Of Course :	Steward :	Timekeeper :
-------------------	-----------	--------------

 Results can be found at www.tsl-timing.com

Printed - 12:28 Sunday, 18 August 2019

BRSCC Mazda MX5 Championship - 2B

RACE 13 - LAP CHART

LAP 1 @ 12:04:43.179			LAP 2 @ 12:06:43.808			LAP 3 @ 12:08:43.064			LAP 4 @ 12:10:42.183			LAP 5 @ 12:12:41.878		
NO	BEHIND	LAP TIME	NO	BEHIND	LAP TIME	NO	BEHIND	LAP TIME	NO	BEHIND	LAP TIME	NO	BEHIND	LAP TIME
7		2:04.427	7		2:00.629	29		1:59.129	29		1:59.119	29		1:59.695
29	1.126	2:05.553	29	0.127	1:59.630	7	1.540	2:00.796	7	3.213	2:00.792	7	4.410	2:00.892
21	1.762	2:06.189	82	2.386	2:01.101	82	3.196	2:00.066	82	4.077	2:00.000	82	4.900	2:00.518
82	1.914	2:06.341	21	4.561	2:03.428	21	6.136	2:00.831	31	8.414	1:59.981	8	11.458	2:01.069
31	2.485	2:06.912	37	4.924	2:02.601	27	6.892	2:01.031	21	8.510	2:01.493	27	12.224	2:02.463
37	2.952	2:07.379	27	5.117	2:01.927	31	7.552	2:01.329	51	8.993	1:59.829	21	13.769	2:04.954
180	3.297	2:07.724	51	5.449	2:02.585	51	8.283	2:02.090	27	9.456	2:01.683	31	14.598	2:05.879
51	3.493	2:07.920	31	5.479	2:03.623	8	9.230	2:02.241	8	10.084	1:59.973	37	16.237	2:04.336
27	3.819	2:08.246	180	5.924	2:03.256	180	9.242	2:02.574	37	11.596	2:01.077	20	17.375	2:02.891
312	5.290	2:09.717	8	6.245	2:00.733	37	9.638	2:03.970	180	12.674	2:02.551	180	17.793	2:04.814
90	5.504	2:09.931	90	6.788	2:01.913	90	9.805	2:02.273	20	14.179	2:01.149	246	18.643	2:02.907
8	6.141	2:10.568	20	8.650	2:02.898	20	12.149	2:02.755	90	15.065	2:04.379	90	19.044	2:03.674
20	6.381	2:10.808	246	9.398	2:02.523	246	12.802	2:02.660	246	15.431	2:01.748	51	23.661	2:14.363
10	6.987	2:11.414	312	10.115	2:05.454	53	15.598	2:03.074	53	21.586	2:05.107	53	25.392	2:03.501
246	7.504	2:11.931	10	10.253	2:03.895	312	15.971	2:05.112	312	21.811	2:04.959	312	25.752	2:03.636
78	7.990	2:12.417	53	11.780	2:04.079	10	16.530	2:05.533	17	21.978	2:03.691	17	26.108	2:03.825
53	8.330	2:12.757	78	12.348	2:04.987	17	17.406	2:03.271	10	22.211	2:04.800	10	26.510	2:03.994
17	10.212	2:14.639	17	13.391	2:03.808	78	19.453	2:06.361	78	27.230	2:06.896	78	31.709	2:04.174
291	10.474	2:14.901	291	16.350	2:06.505	264	21.293	2:03.672	16	29.354	2:03.447	16	32.583	2:02.924
9	11.189	2:15.616	264	16.877	2:06.303	291	22.163	2:05.069	264	29.401	2:07.227	264	34.077	2:04.371
264	11.203	2:15.630	9	19.126	2:08.566	16	25.026	2:04.844	291	29.800	2:06.756	291	34.316	2:04.211
11	11.864	2:16.291	16	19.438	2:06.236	9	25.637	2:05.767	11	32.275	2:04.962	11	35.009	2:02.429
15	13.572	2:17.999	11	19.908	2:08.673	11	26.432	2:05.780	42	33.915	2:06.034	42	39.034	2:04.814
42	13.768	2:18.195	42	20.639	2:07.500	42	27.000	2:05.617	9	35.036	2:08.518	9	39.902	2:04.561
16	13.831	2:18.258	15	21.559	2:08.616	15	28.121	2:05.818	15	35.640	2:06.638	15	41.498	2:05.553
58	15.865	2:20.292	58	24.094	2:08.858	58	31.728	2:06.890	58	38.497	2:05.888	38	1:11.011	2:09.412
38	19.649	2:24.076	38	37.005	2:17.985	38	49.324	2:11.575	38	1:01.294	2:11.089			

Weather / Track : Bright / Dry

BRSCC Mazda MX5 Championship - 2B

RACE 13 - LAP CHART

LAP 6 @ 12:14:42.307			LAP 7 @ 12:16:42.854			LAP 8 @ 12:18:42.239			LAP 9 @ 12:20:42.550			LAP 10 @ 12:22:42.260		
NO	BEHIND	LAP TIME	NO	BEHIND	LAP TIME	NO	BEHIND	LAP TIME	NO	BEHIND	LAP TIME	NO	BEHIND	LAP TIME
29		2:00.429	29		2:00.547	29		1:59.385	29		2:00.311	29		1:59.710
7	4.326	2:00.345	7	4.195	2:00.416	82	6.720	2:01.550	82	7.978	2:01.569	82	9.794	2:01.526
82	5.110	2:00.639	82	4.555	1:59.992	7	6.900	2:02.090	7	8.381	2:01.792	7	9.991	2:01.320
8	12.012	2:00.983	8	12.382	2:00.917	8	13.330	2:00.333	8	13.051	2:00.032	8	13.125	1:59.784
27	13.284	2:01.489	21	13.796	2:00.673	31	15.564	1:59.745	31	16.429	2:01.176	31	17.884	2:01.165
21	13.670	2:00.330	31	15.204	2:01.330	21	15.638	2:01.227	21	16.557	2:01.230	21	18.667	2:01.820
31	14.421	2:00.252	37	16.108	2:00.413	37	16.948	2:00.225	37	17.069	2:00.432	37	18.691	2:01.332
37	16.242	2:00.434	27	16.932	2:04.195	27	19.634	2:02.087	27	22.656	2:03.333	51	25.780	2:00.423
180	19.594	2:02.230	180	20.687	2:01.640	180	22.815	2:01.513	180	24.464	2:01.960	27	26.775	2:03.829
246	20.125	2:01.911	246	21.191	2:01.613	246	23.794	2:01.988	51	25.067	2:01.052	180	26.983	2:02.229
20	20.540	2:03.594	90	22.316	2:02.048	90	24.005	2:01.074	246	26.963	2:03.480	246	30.206	2:02.953
90	20.815	2:02.200	20	22.684	2:02.691	51	24.326	2:00.481	90	27.339	2:03.645	90	32.661	2:05.032
51	23.389	2:00.157	51	23.230	2:00.388	20	25.388	2:02.089	20	28.079	2:03.002	20	34.144	2:05.775
53	27.834	2:02.871	53	30.213	2:02.926	53	33.973	2:03.145	53	38.907	2:05.245	53	44.440	2:05.243
312	28.491	2:03.168	10	31.348	2:02.424	10	36.112	2:04.149	10	43.319	2:07.518	10	46.923	2:03.314
10	29.471	2:03.390	17	32.608	2:03.016	17	37.116	2:03.893	17	43.518	2:06.713	17	47.220	2:03.412
17	30.139	2:04.460	312	32.635	2:04.691	312	38.257	2:05.007	312	50.085	2:12.139	312	55.613	2:05.238
264	39.288	2:05.640	11	43.053	2:03.022	11	46.331	2:02.663	11	50.731	2:04.711	11	56.231	2:05.210
11	40.578	2:05.998	264	43.960	2:05.219	264	47.997	2:03.422	264	52.470	2:04.784	16	56.850	2:03.678
291	41.293	2:07.406	16	44.810	2:03.777	16	48.504	2:03.079	16	52.882	2:04.689	264	57.284	2:04.524
16	41.580	2:09.426	291	45.093	2:04.347	291	49.781	2:04.073	291	53.533	2:04.063	291	57.713	2:03.890
78	44.998	2:13.718	9	51.943	2:07.171	9	57.049	2:04.491	9	1:01.604	2:04.866	9	1:06.598	2:04.704
9	45.319	2:05.846	78	52.817	2:08.366	78	1:01.643	2:08.211	78	1:08.614	2:07.282	78	1:16.709	2:07.805
15	48.194	2:07.125	15	55.443	2:07.796	15	1:03.768	2:07.710	15	1:09.904	2:06.447	15	1:17.536	2:07.342
42	57.619	2:19.014	42	1:01.159	2:04.087	42	1:08.024	2:06.250	42	1:12.554	2:04.841	42	1:18.051	2:05.207
38	1:19.893	2:09.311	38	1:28.523	2:09.177	38	1:39.971	2:10.833	38	1:50.008	2:10.348	38	1:59.320	2:09.022

Weather / Track : Bright / Dry

BRSCC Mazda MX5 Championship - 2B

RACE 13 - LAP ANALYSIS

DIFF = Difference To Personal Best Lap

P1 29 Adam CRAIG				
LAP	LAP TIME	DIFF	MPH	TIME OF DAY
1 -	2:05.553	6.434	71.31	12:04:44.305
2 -	1:59.630	0.511	74.85	12:06:43.935
3 -	1:59.129 (2)	0.010	75.16	12:08:43.064
4 -	1:59.119 (1)		75.17	12:10:42.183
5 -	1:59.695	0.576	74.81	12:12:41.878
6 -	2:00.429	1.310	74.35	12:14:42.307
7 -	2:00.547	1.428	74.28	12:16:42.854
8 -	1:59.385 (3)	0.266	75.00	12:18:42.239
9 -	2:00.311	1.192	74.42	12:20:42.550
10 -	1:59.710	0.591	74.80	12:22:42.260

P2 82 Michael KNIBBS				
LAP	LAP TIME	DIFF	MPH	TIME OF DAY
1 -	2:06.341	6.349	70.87	12:04:45.093
2 -	2:01.101	1.109	73.94	12:06:46.194
3 -	2:00.066 (3)	0.074	74.57	12:08:46.260
4 -	2:00.000 (2)	0.008	74.62	12:10:46.260
5 -	2:00.518	0.526	74.29	12:12:46.778
6 -	2:00.639	0.647	74.22	12:14:47.417
7 -	1:59.992 (1)		74.62	12:16:47.409
8 -	2:01.550	1.558	73.66	12:18:48.959
9 -	2:01.569	1.577	73.65	12:20:50.528
10 -	2:01.526	1.534	73.68	12:22:52.054

P3 7 Adrian BURGE (M)				
LAP	LAP TIME	DIFF	MPH	TIME OF DAY
1 -	2:04.427	4.082	71.96	12:04:43.179
2 -	2:00.629 (3)	0.284	74.23	12:06:43.808
3 -	2:00.796	0.451	74.12	12:08:44.604
4 -	2:00.792	0.447	74.13	12:10:45.396
5 -	2:00.892	0.547	74.06	12:12:46.288
6 -	2:00.345 (1)		74.40	12:14:46.633
7 -	2:00.416 (2)	0.071	74.36	12:16:47.049
8 -	2:02.090	1.745	73.34	12:18:49.139
9 -	2:01.792	1.447	73.52	12:20:50.931
10 -	2:01.320	0.975	73.80	12:22:52.251

P4 8 Lewis CANNON				
LAP	LAP TIME	DIFF	MPH	TIME OF DAY
1 -	2:10.568	10.784	68.58	12:04:49.320
2 -	2:00.733	0.949	74.16	12:06:50.053
3 -	2:02.241	2.457	73.25	12:08:52.294
4 -	1:59.973 (2)	0.189	74.63	12:10:52.267
5 -	2:01.069	1.285	73.96	12:12:53.336
6 -	2:00.983	1.199	74.01	12:14:54.319
7 -	2:00.917	1.133	74.05	12:16:55.236
8 -	2:00.333	0.549	74.41	12:18:55.569
9 -	2:00.032 (3)	0.248	74.60	12:20:55.601
10 -	1:59.784 (1)		74.75	12:22:55.385

P5 31 Bryn GRIFFITHS (M)				
LAP	LAP TIME	DIFF	MPH	TIME OF DAY
1 -	2:06.912	7.167	70.55	12:04:45.664
2 -	2:03.623	3.878	72.43	12:06:49.287
3 -	2:01.329	1.584	73.80	12:08:50.616
4 -	1:59.981 (2)	0.236	74.63	12:10:50.597
5 -	2:05.879	6.134	71.13	12:12:56.476
6 -	2:00.252 (3)	0.507	74.46	12:14:56.728

DIFF = Difference To Personal Best Lap

7 -	2:01.330	1.585	73.80	12:16:58.058
8 -	1:59.745 (1)		74.77	12:18:57.803
9 -	2:01.176	1.431	73.89	12:20:58.979
10 -	2:01.165	1.420	73.90	12:23:00.144

P6 21 Matt FLETCHER				
LAP	LAP TIME	DIFF	MPH	TIME OF DAY
1 -	2:06.189	5.859	70.96	12:04:44.941
2 -	2:03.428	3.098	72.54	12:06:48.369
3 -	2:00.831 (3)	0.501	74.10	12:08:49.200
4 -	2:01.493	1.163	73.70	12:10:50.693
5 -	2:04.954	4.624	71.66	12:12:55.647
6 -	2:00.330 (1)		74.41	12:14:55.977
7 -	2:00.673 (2)	0.343	74.20	12:16:56.650
8 -	2:01.227	0.897	73.86	12:18:57.877
9 -	2:01.230	0.900	73.86	12:20:59.107
10 -	2:01.820	1.490	73.50	12:23:00.927

P7 37 Tim DORE (M)				
LAP	LAP TIME	DIFF	MPH	TIME OF DAY
1 -	2:07.379	7.154	70.29	12:04:46.131
2 -	2:02.601	2.376	73.03	12:06:48.732
3 -	2:03.970	3.745	72.23	12:08:52.702
4 -	2:01.077	0.852	73.95	12:10:53.779
5 -	2:04.336	4.111	72.01	12:12:58.115
6 -	2:00.434	0.209	74.35	12:14:58.549
7 -	2:00.413 (2)	0.188	74.36	12:16:58.962
8 -	2:00.225 (1)		74.48	12:18:59.187
9 -	2:00.432 (3)	0.207	74.35	12:20:59.619
10 -	2:01.332	1.107	73.80	12:23:00.951

P8 51 Oliver ATTARD				
LAP	LAP TIME	DIFF	MPH	TIME OF DAY
1 -	2:07.920	8.091	70.00	12:04:46.672
2 -	2:02.585	2.756	73.04	12:06:49.257
3 -	2:02.090	2.261	73.34	12:08:51.347
4 -	1:59.829 (1)		74.72	12:10:51.176
5 -	2:14.363	14.534	66.64	12:13:05.539
6 -	2:00.157 (2)	0.328	74.52	12:15:05.696
7 -	2:00.388 (3)	0.559	74.37	12:17:06.084
8 -	2:00.481	0.652	74.32	12:19:06.565
9 -	2:01.052	1.223	73.97	12:21:07.617
10 -	2:00.423	0.594	74.35	12:23:08.040

P9 27 Christian DANN				
LAP	LAP TIME	DIFF	MPH	TIME OF DAY
1 -	2:08.246	7.215	69.82	12:04:46.998
2 -	2:01.927	0.896	73.44	12:06:48.925
3 -	2:01.031 (1)		73.98	12:08:49.956
4 -	2:01.683 (3)	0.652	73.58	12:10:51.639
5 -	2:02.463	1.432	73.11	12:12:54.102
6 -	2:01.489 (2)	0.458	73.70	12:14:55.591
7 -	2:04.195	3.164	72.09	12:16:59.786
8 -	2:02.087	1.056	73.34	12:19:01.873
9 -	2:03.333	2.302	72.60	12:21:05.206
10 -	2:03.829	2.798	72.31	12:23:09.035

P10 180 Peter TYLER (M)				
LAP	LAP TIME	DIFF	MPH	TIME OF DAY
1 -	2:07.724	6.211	70.10	12:04:46.476

Weather / Track : Bright / Dry

Donington Park GP
Circuit Length = 2.4873 miles
Start: 12:02 Flag 12:22 End: 12:25

BRSCC Mazda MX5 Championship - 2B

RACE 13 - LAP ANALYSIS

DIFF = Difference To Personal Best Lap

2 -	2:03.256	1.743	72.64	12:06:49.732
3 -	2:02.574	1.061	73.05	12:08:52.306
4 -	2:02.551	1.038	73.06	12:10:54.857
5 -	2:04.814	3.301	71.74	12:12:59.671
6 -	2:02.230	0.717	73.25	12:15:01.901
7 -	2:01.640 (2)	0.127	73.61	12:17:03.541
8 -	2:01.513 (1)		73.69	12:19:05.054
9 -	2:01.960 (3)	0.447	73.42	12:21:07.014
10 -	2:02.229	0.716	73.25	12:23:09.243

P11 90 Bruce ROBINSON (M)

LAP	LAP TIME	DIFF	MPH	TIME OF DAY
1 -	2:09.931	8.857	68.91	12:04:48.683
2 -	2:01.913 (2)	0.839	73.44	12:06:50.596
3 -	2:02.273	1.199	73.23	12:08:52.869
4 -	2:04.379	3.305	71.99	12:10:57.248
5 -	2:03.674	2.600	72.40	12:13:00.922
6 -	2:02.200	1.126	73.27	12:15:03.122
7 -	2:02.048 (3)	0.974	73.36	12:17:05.170
8 -	2:01.074 (1)		73.95	12:19:06.244
9 -	2:03.645	2.571	72.42	12:21:09.889
10 -	2:05.032	3.958	71.61	12:23:14.921

P12 20 Christopher GINN (M)

LAP	LAP TIME	DIFF	MPH	TIME OF DAY
1 -	2:10.808	9.659	68.45	12:04:49.560
2 -	2:02.898	1.749	72.86	12:06:52.458
3 -	2:02.755	1.606	72.94	12:08:55.213
4 -	2:01.149 (1)		73.91	12:10:56.362
5 -	2:02.891	1.742	72.86	12:12:59.253
6 -	2:03.594	2.445	72.45	12:15:02.847
7 -	2:02.691 (3)	1.542	72.98	12:17:05.538
8 -	2:02.089 (2)	0.940	73.34	12:19:07.627
9 -	2:03.002	1.853	72.79	12:21:10.629
10 -	2:05.775	4.626	71.19	12:23:16.404

P13 246 Bill RAWLES

LAP	LAP TIME	DIFF	MPH	TIME OF DAY
1 -	2:11.931	10.318	67.87	12:04:50.683
2 -	2:02.523	0.910	73.08	12:06:53.206
3 -	2:02.660	1.047	73.00	12:08:55.866
4 -	2:01.748 (2)	0.135	73.54	12:10:57.614
5 -	2:02.907	1.294	72.85	12:13:00.521
6 -	2:01.911 (3)	0.298	73.45	12:15:02.432
7 -	2:01.613 (1)		73.63	12:17:04.045
8 -	2:01.988	0.375	73.40	12:19:06.033
9 -	2:03.480	1.867	72.51	12:21:09.513
10 -	2:02.953	1.340	72.82	12:23:12.466

P14 53 Jonathan FIELDSEND (M)

LAP	LAP TIME	DIFF	MPH	TIME OF DAY
1 -	2:12.757	9.886	67.44	12:04:51.509
2 -	2:04.079	1.208	72.16	12:06:55.588
3 -	2:03.074 (3)	0.203	72.75	12:08:58.662
4 -	2:05.107	2.236	71.57	12:11:03.769
5 -	2:03.501	0.630	72.50	12:13:07.270
6 -	2:02.871 (1)		72.87	12:15:10.141
7 -	2:02.926 (2)	0.055	72.84	12:17:13.067
8 -	2:03.145	0.274	72.71	12:19:16.212
9 -	2:05.245	2.374	71.49	12:21:21.457
10 -	2:05.243	2.372	71.49	12:23:26.700

DIFF = Difference To Personal Best Lap

P15 10 Thomas MALLETT				
LAP	LAP TIME	DIFF	MPH	TIME OF DAY
1 -	2:11.414	8.990	68.13	12:04:50.166
2 -	2:03.895	1.471	72.27	12:06:54.061
3 -	2:05.533	3.109	71.33	12:08:59.594
4 -	2:04.800	2.376	71.75	12:11:04.394
5 -	2:03.994	1.570	72.21	12:13:08.388
6 -	2:03.390 (3)	0.966	72.57	12:15:11.778
7 -	2:02.424 (1)		73.14	12:17:14.202
8 -	2:04.149	1.725	72.12	12:19:18.351
9 -	2:07.518	5.094	70.22	12:21:25.869
10 -	2:03.314 (2)	0.890	72.61	12:23:29.183

P16 17 Andrew MACGREGOR (M)

LAP	LAP TIME	DIFF	MPH	TIME OF DAY
1 -	2:14.639	11.623	66.50	12:04:53.391
2 -	2:03.808	0.792	72.32	12:06:57.199
3 -	2:03.271 (2)	0.255	72.64	12:09:00.470
4 -	2:03.691	0.675	72.39	12:11:04.161
5 -	2:03.825	0.809	72.31	12:13:07.986
6 -	2:04.460	1.444	71.94	12:15:12.446
7 -	2:03.016 (1)		72.79	12:17:15.462
8 -	2:03.893	0.877	72.27	12:19:19.355
9 -	2:06.713	3.697	70.66	12:21:26.068
10 -	2:03.412 (3)	0.396	72.55	12:23:29.480

P17 312 Peter LANCASTER (M)

LAP	LAP TIME	DIFF	MPH	TIME OF DAY
1 -	2:09.717	6.549	69.03	12:04:48.469
2 -	2:05.454	2.286	71.37	12:06:53.923
3 -	2:05.112	1.944	71.57	12:08:59.035
4 -	2:04.959	1.791	71.65	12:11:03.994
5 -	2:03.636 (2)	0.468	72.42	12:13:07.630
6 -	2:03.168 (1)		72.70	12:15:10.798
7 -	2:04.691 (3)	1.523	71.81	12:17:15.489
8 -	2:05.007	1.839	71.63	12:19:20.496
9 -	2:12.139	8.971	67.76	12:21:32.635
10 -	2:05.238	2.070	71.49	12:23:37.873

P18 11 Mark BOND

LAP	LAP TIME	DIFF	MPH	TIME OF DAY
1 -	2:16.291	13.862	65.70	12:04:55.043
2 -	2:08.673	6.244	69.59	12:07:03.716
3 -	2:05.780	3.351	71.19	12:09:09.496
4 -	2:04.962	2.533	71.65	12:11:14.458
5 -	2:02.429 (1)		73.13	12:13:16.887
6 -	2:05.998	3.569	71.06	12:15:22.885
7 -	2:03.022 (3)	0.593	72.78	12:17:25.907
8 -	2:02.663 (2)	0.234	73.00	12:19:28.570
9 -	2:04.711	2.282	71.80	12:21:33.281
10 -	2:05.210	2.781	71.51	12:23:38.491

P19 16 Neil MACGREGOR (M)

LAP	LAP TIME	DIFF	MPH	TIME OF DAY
1 -	2:18.258	15.334	64.76	12:04:57.010
2 -	2:06.236	3.312	70.93	12:07:03.246
3 -	2:04.844	1.920	71.72	12:09:08.090
4 -	2:03.447 (3)	0.523	72.53	12:11:11.537
5 -	2:02.924 (1)		72.84	12:13:14.461

Weather / Track : Bright / Dry

Donington Park GP

Circuit Length = 2.4873 miles

Start: 12:02 Flag 12:22 End: 12:25

BRSCC Mazda MX5 Championship - 2B

RACE 13 - LAP ANALYSIS

DIFF = Difference To Personal Best Lap

6 -	2:09.426	6.502	69.18	12:15:23.887
7 -	2:03.777	0.853	72.34	12:17:27.664
8 -	2:03.079 (2)	0.155	72.75	12:19:30.743
9 -	2:04.689	1.765	71.81	12:21:35.432
10 -	2:03.678	0.754	72.40	12:23:39.110

P20 264 William BREAME

LAP	LAP TIME	DIFF	MPH	TIME OF DAY
1 -	2:15.630	12.208	66.02	12:04:54.382
2 -	2:06.303	2.881	70.89	12:07:00.685
3 -	2:03.672 (2)	0.250	72.40	12:09:04.357
4 -	2:07.227	3.805	70.38	12:11:11.584
5 -	2:04.371 (3)	0.949	71.99	12:13:15.955
6 -	2:05.640	2.218	71.27	12:15:21.595
7 -	2:05.219	1.797	71.51	12:17:26.814
8 -	2:03.422 (1)		72.55	12:19:30.236
9 -	2:04.784	1.362	71.75	12:21:35.020
10 -	2:04.524	1.102	71.90	12:23:39.544

P21 291 Luke SOUCH

LAP	LAP TIME	DIFF	MPH	TIME OF DAY
1 -	2:14.901	11.011	66.37	12:04:53.653
2 -	2:06.505	2.615	70.78	12:07:00.158
3 -	2:05.069	1.179	71.59	12:09:05.227
4 -	2:06.756	2.866	70.64	12:11:11.983
5 -	2:04.211	0.321	72.09	12:13:16.194
6 -	2:07.406	3.516	70.28	12:15:23.600
7 -	2:04.347	0.457	72.01	12:17:27.947
8 -	2:04.073 (3)	0.183	72.17	12:19:32.020
9 -	2:04.063 (2)	0.173	72.17	12:21:36.083
10 -	2:03.890 (1)		72.27	12:23:39.973

P22 9 James LOVE

LAP	LAP TIME	DIFF	MPH	TIME OF DAY
1 -	2:15.616	11.125	66.02	12:04:54.368
2 -	2:08.566	4.075	69.64	12:07:02.934
3 -	2:05.767	1.276	71.19	12:09:08.701
4 -	2:08.518	4.027	69.67	12:11:17.219
5 -	2:04.561 (2)	0.070	71.88	12:13:21.780
6 -	2:05.846	1.355	71.15	12:15:27.626
7 -	2:07.171	2.680	70.41	12:17:34.797
8 -	2:04.491 (1)		71.92	12:19:39.288
9 -	2:04.866	0.375	71.71	12:21:44.154
10 -	2:04.704 (3)	0.213	71.80	12:23:48.858

P23 78 Richard BARTLETT (M)

LAP	LAP TIME	DIFF	MPH	TIME OF DAY
1 -	2:12.417	8.243	67.62	12:04:51.169
2 -	2:04.987 (2)	0.813	71.64	12:06:56.156
3 -	2:06.361 (3)	2.187	70.86	12:09:02.517
4 -	2:06.896	2.722	70.56	12:11:09.413
5 -	2:04.174 (1)		72.11	12:13:13.587
6 -	2:13.718	9.544	66.96	12:15:27.305
7 -	2:08.366	4.192	69.75	12:17:35.671
8 -	2:08.211	4.037	69.84	12:19:43.882
9 -	2:07.282	3.108	70.35	12:21:51.164
10 -	2:07.805	3.631	70.06	12:23:58.969

DIFF = Difference To Personal Best Lap

P24 15 Rob MUGGLESTONE				
LAP	LAP TIME	DIFF	MPH	TIME OF DAY
1 -	2:17.999	12.446	64.88	12:04:56.751
2 -	2:08.616	3.063	69.62	12:07:05.367
3 -	2:05.818 (2)	0.265	71.16	12:09:11.185
4 -	2:06.638	1.085	70.70	12:11:17.823
5 -	2:05.553 (1)		71.32	12:13:23.376
6 -	2:07.125	1.572	70.43	12:15:30.501
7 -	2:07.796	2.243	70.06	12:17:38.297
8 -	2:07.710	2.157	70.11	12:19:46.007
9 -	2:06.447 (3)	0.894	70.81	12:21:52.454
10 -	2:07.342	1.789	70.31	12:23:59.796

P25 42 Toby OWEN

LAP	LAP TIME	DIFF	MPH	TIME OF DAY
1 -	2:18.195	14.108	64.79	12:04:56.947
2 -	2:07.500	3.413	70.23	12:07:04.447
3 -	2:05.617	1.530	71.28	12:09:10.064
4 -	2:06.034	1.947	71.04	12:11:16.098
5 -	2:04.814 (2)	0.727	71.74	12:13:20.912
6 -	2:19.014	14.927	64.41	12:15:39.926
7 -	2:04.087 (1)		72.16	12:17:44.013
8 -	2:06.250	2.163	70.92	12:19:50.263
9 -	2:04.841 (3)	0.754	71.72	12:21:55.104
10 -	2:05.207	1.120	71.51	12:24:00.311

P26 38 Andrew DEAN

LAP	LAP TIME	DIFF	MPH	TIME OF DAY
1 -	2:24.076	15.054	62.15	12:05:02.828
2 -	2:17.985	8.963	64.89	12:07:20.813
3 -	2:11.575	2.553	68.05	12:09:32.388
4 -	2:11.089	2.067	68.30	12:11:43.477
5 -	2:09.412	0.390	69.19	12:13:52.889
6 -	2:09.311 (3)	0.289	69.24	12:16:02.200
7 -	2:09.177 (2)	0.155	69.31	12:18:11.377
8 -	2:10.833	1.811	68.44	12:20:22.210
9 -	2:10.348	1.326	68.69	12:22:32.558
10 -	2:09.022 (1)		69.40	12:24:41.580

P27 58 Dale WHITEMAN (M)

LAP	LAP TIME	DIFF	MPH	TIME OF DAY
1 -	2:20.292	14.404	63.82	12:04:59.044
2 -	2:08.858 (3)	2.970	69.49	12:07:07.902
3 -	2:06.890 (2)	1.002	70.56	12:09:14.792
4 -	2:05.888 (1)		71.13	12:11:20.680

Weather / Track : Bright / Dry

Donington Park GP

Circuit Length = 2.4873 miles

Start: 12:02 Flag 12:22 End: 12:25

BRSCC Mazda MX5 Championship - 2B

RACE 13 - POSITION CHART

No	Name	Lap Pos											
			1	2	3	4	5	6	7	8	9	10	
7	BURGE (M)	1	7	7	29	29	29	29	29	29	29	29	29
51	ATTARD	2	29	29	7	7	7	7	7	7	82	82	82
180	TYLER (M)	3	21	82	82	82	82	82	82	7	7	7	7
82	KNIBBS	4	82	21	21	31	8	8	8	8	8	8	8
29	CRAIG	5	31	37	27	21	27	27	21	31	31	31	31
21	FLETCHER	6	37	27	31	51	21	21	31	21	21	21	21
31	GRIFFITHS (M)	7	180	51	51	27	31	31	37	37	37	37	37
37	DORE (M)	8	51	31	8	8	37	37	27	27	27	27	51
10	MALLETT	9	27	180	180	37	20	180	180	180	180	180	27
27	DANN	10	312	8	37	180	180	246	246	246	51	180	
90	ROBINSON (M)	11	90	90	90	20	246	20	90	90	246	246	
20	GINN (M)	12	8	20	20	90	90	90	20	51	90	90	
246	RAWLES	13	20	246	246	246	51	51	51	20	20	20	
312	LANCASTER (M)	14	10	312	53	53	53	53	53	53	53	53	
78	BARTLETT (M)	15	246	10	312	312	312	312	10	10	10	10	
42	OWEN	16	78	53	10	17	17	10	17	17	17	17	
264	BREAME	17	53	78	17	10	10	17	312	312	312	312	
291	SOUCH	18	17	17	78	78	78	264	11	11	11	11	
53	FIELDSEND (M)	19	291	291	264	16	16	11	264	264	264	16	
11	BOND	20	9	264	291	264	264	291	16	16	16	264	
9	LOVE	21	264	9	16	291	291	16	291	291	291	291	
17	MACGREGOR (M)	22	11	16	9	11	11	78	9	9	9	9	
15	MUGGLESTONE	23	15	11	11	42	42	9	78	78	78	78	
58	WHITEMAN (M)	24	42	42	42	9	9	15	15	15	15	15	
68	HEATH (M)	25	16	15	15	15	15	42	42	42	42	42	
85	PETTIGREW	26	58	58	58	58	38	38	38	38	38	38	
38	DEAN	27	38	38	38	38							
16	MACGREGOR (M)	28											
8	CANNON	29											

Weather / Track : Bright / Dry

Results can be found at www.tsl-timing.com

Donington Park GP
 Circuit Length = 2.4873 miles
 Start: 12:02 Flag 12:22 End: 12:25

Printed - 12:30 Sunday, 18 August 2019

BRSCC Mazda MX5 Championship - 2B

RACE 13 - STATISTICS

Competitors Started 29
Planned Start 2019-08-18 @ 12:05:00.000
Actual Start 2019-08-18 @ 12:02:38.751
Finish Time 2019-08-18 @ 12:22:38.493
Track Length 2.4873mi.
Total Laps 264
Total Distance Covered 656.6601mi.

Session Fastest Lap History

NO	NAME	LAP TIME	TIME OF DAY	LAP	VEHICLE
7	Adrian BURGE (M)	2:00.629	12:06:43.812	2	Mazda MX-5 Mk1
29	Adam CRAIG	1:59.630	12:06:43.940	2	Mazda MX-5 Mk1
29	Adam CRAIG	1:59.129	12:08:43.071	3	Mazda MX-5 Mk1
29	Adam CRAIG	1:59.119	12:10:42.191	4	Mazda MX-5 Mk1

Session Leader History

NO	NAME	FROM LAP	LAPS LED	DISTANCE	VEHICLE
7	Adrian BURGE (M)	1	2	4.93 miles	Mazda MX-5 Mk1
29	Adam CRAIG	3	8	19.89 miles	Mazda MX-5 Mk1

Flag History

TYPE	TIME OF DAY
GREEN	12:02:38.751
FINISH	12:22:38.493

Flag Statistics

TYPE	COUNT	TOTAL LAPS	TOTAL TIME
Green	1	10	23:21.148
Red	0	0	0.000
Safety Car	0	0	0.000
FCY	0	0	0.000

Weather / Track : Bright / Dry

These results are provisional until the conclusion of any judicial and technical matters.


Donington Park GP

Circuit Length = 2.4873 miles

Start: 12:02 Flag 12:22 End: 12:25

Clerk Of Course :	Timekeeper :
-------------------	--------------

BRSCC Mazda MX5 Championship - 3A
RACE 18 - GRID (20 minutes)

ROW 16	31	8 Lewis CANNON	32	31 Bryn GRIFFITHS (M)
ROW 15	29	82 Michael KNIBBS	30	7 Adrian BURGE (M)
ROW 14	27	117 22:22.641 Michael CLOSE	28	29 Adam CRAIG
ROW 13	25	57 22:22.036 Oliver JENKINS	26	74 22:22.271 Clive CHISNALL (M)
ROW 12	23	95 22:14.047 Ian BLAKE	24	60 22:21.823 Nick LE DOYEN (M)
ROW 11	21	32 22:10.723 Callum GREATREX	22	722 22:11.924 Alan HAWKINS (M)
ROW 10	19	263 22:08.268 Fraser FENWICK	20	26 22:08.928 Charlie RAWLES
ROW 9	17	544 22:07.514 Jack MOODY	18	65 22:07.822 William HAYDEN
ROW 8	15	72 22:03.367 Matt LUFF	16	54 22:05.129 Marcus BAILEY (M)
ROW 7	13	177 22:01.358 Jack RAWLES	14	30 22:02.963 Dave TURTON
ROW 6	11	666 21:54.271 David WATERS	12	23 21:59.217 Martin TOLLEY (M)
ROW 5	9	4 21:50.408 Adam BESSELL	10	81 21:50.705 Sebastian FISHER
ROW 4	7	55 21:46.344 Matt POLLARD	8	24 21:46.750 Oliver GRAHAM
ROW 3	5	33 21:43.543 Jason GREATREX (M)	6	77 21:43.908 Steve FODEN
ROW 2	3	1 21:41.019 Will BLACKWELL-CHAMBERS	4	63 21:42.970 Oliver ALLWOOD
ROW 1	1	41 21:36.321 Joe WIGGIN	2	5 21:39.249 John LANGRIDGE
Pole				
				

Donington Park GP
 Circuit Length = 2.4873 miles


These results are provisional until the conclusion of any judicial and technical matters.

Clerk Of Course :	Steward :	Timekeeper :

Results can be found at www.tsl-timing.com

Printed - 14:01 Sunday, 18 August 2019

BRSCC Mazda MX5 Championship - 3B
RACE 19 - GRID (20 minutes)

ROW 15	29	16	0.000 Neil MACGREGOR (M)				
ROW 14		27	21	Chris MOLLOY	28	93	Jack BREWER
ROW 13	25	68	0.000 Ashley HEATH (M)	26	85	0.000 Anthony PETTIGREW	
ROW 12		23	38	22:02.828 Andrew DEAN	24	58	8:41.928 Dale WHITEMAN (M)
ROW 11	21	15	21:21.044 Rob MUGGLESTONE	22	42	21:21.559 Toby OWEN	
ROW 10		19	9	21:10.106 James LOVE	20	78	21:20.217 Richard BARTLETT (M)
ROW 9	17	264	21:00.792 William BREAME	18	291	21:01.221 Luke SOUCH	
ROW 8		15	312	20:59.121 Peter LANCASTER (M)	16	11	20:59.739 Mark BOND
ROW 7	13	10	20:50.431 Thomas MALLETT	14	17	20:50.728 Andrew MACGREGOR (M)	
ROW 6		11	246	20:38.714 Bill RAWLES	12	53	20:47.948 Jonathan FIELDSEND (M)
ROW 5	9	90	20:36.169 Bruce ROBINSON (M)	10	20	20:37.652 Christopher GINN (M)	
ROW 4		7	27	20:30.283 Christian DANN	8	180	20:30.491 Peter TYLER (M)
ROW 3	5	37	20:22.199 Tim DORE (M)	6	51	20:29.288 Oliver ATTARD	
ROW 2		3	45	Graham RUMSEY (M)	4	96	Charles MUGGLESTONE
ROW 1	1	25	Ivan LEARY (M)	2	56	Thomas JENKINS	
Pole							
							

Donington Park GP
 Circuit Length = 2.4873 miles

These results are provisional until the conclusion of any judicial and technical matters.

Clerk Of Course :	Steward :	Timekeeper :

Results can be found at www.tsl-timing.com

Printed - 14:21 Sunday, 18 August 2019

BRSCC Mazda MX5 Championship - 3A
RACE 18 - CLASSIFICATION

POS	NO	NAME	ENTRY	LAPS	TIME	GAP	DIFF	MPH	BEST	ON
1	41	Joe WIGGIN	Mazda MX-5 Mk1	11	21:43.368			75.46	1:57.275	2
2	63	Oliver ALLWOOD	Mazda MX-5 Mk1	11	21:43.625	0.257	0.257	75.45	1:57.365	2
3	33	Jason GREATREX (M)	Mazda MX-5 Mk1	11	21:43.804	0.436	0.179	75.44	1:57.021	3
4	1	Will BLACKWELL-CHAMBERS	Mazda MX-5 Mk1	11	21:57.006	13.638	13.202	74.68	1:57.590	3
5	5	John LANGRIDGE	Mazda MX-5 Mk1	11	21:57.483	14.115	0.477	74.65	1:57.035	3
6	4	Adam BESSELL	Mazda MX-5 Mk1	11	21:57.636	14.268	0.153	74.65	1:57.947	4
7	72	Matt LUFF	Mazda MX-5 Mk1	11	21:57.807	14.439	0.171	74.64	1:57.361	7
8	81	Sebastian FISHER	Mazda MX-5 Mk1	11	21:57.987	14.619	0.180	74.63	1:57.588	7
9	77	Steve FODEN	Mazda MX-5 Mk1	11	21:58.437	15.069	0.450	74.60	1:57.738	3
10	24	Oliver GRAHAM	Mazda MX-5 Mk1	11	21:58.474	15.106	0.037	74.60	1:57.638	2
11	55	Matt POLLARD	Mazda MX-5 Mk1	11	21:58.860	15.492	0.386	74.58	1:57.914	6
12	54	Marcus BAILEY (M)	Mazda MX-5 Mk1	11	21:59.231	15.863	0.371	74.56	1:58.453	4
13	177	Jack RAWLES	Mazda MX-5 Mk1	11	22:05.916	22.548	6.685	74.18	1:58.545	5
14	29	Adam CRAIG	Mazda MX-5 Mk1	11	22:06.603	23.235	0.687	74.14	1:58.244	6
15	30	Dave TURTON	Mazda MX-5 Mk1	11	22:07.182	23.814	0.579	74.11	1:58.246	3
16	544	Jack MOODY	Mazda MX-5 Mk1	11	22:07.451	24.083	0.269	74.09	1:58.393	5
17	26	Charlie RAWLES	Mazda MX-5 Mk1	11	22:07.841	24.473	0.390	74.07	1:58.591	4
18	8	Lewis CANNON	Mazda MX-5 Mk1	11	22:10.440	27.072	2.599	73.93	1:58.978	3
19	666 *	David WATERS	Mazda MX-5 Mk1	11	22:11.023	27.655	0.583	73.89	1:58.760	5
20	722	Alan HAWKINS (M)	Mazda MX-5 Mk1	11	22:12.124	28.756	1.101	73.83	1:58.831	3
21	23	Martin TOLLEY (M)	Mazda MX-5 Mk1	11	22:16.169	32.801	4.045	73.61	1:58.157	2
22	263	Fraser FENWICK	Mazda MX-5 Mk1	11	22:17.159	33.791	0.990	73.56	1:59.304	11
23	117	Michael CLOSE	Mazda MX-5 Mk1	11	22:21.737	38.369	4.578	73.30	2:00.197	9
24	65	William HAYDEN	Mazda MX-5 Mk1	11	22:24.622	41.254	2.885	73.15	1:59.970	2
25	60	Nick LE DOYEN (M)	Mazda MX-5 Mk1	11	22:24.682	41.314	0.060	73.14	2:00.453	7
26	74	Clive CHISNALL (M)	Mazda MX-5 Mk1	11	22:25.159	41.791	0.477	73.12	2:00.159	8
27	7	Adrian BURGE (M)	Mazda MX-5 Mk1	11	22:28.316	44.948	3.157	72.95	2:00.700	7
28	57	Oliver JENKINS	Mazda MX-5 Mk1	11	22:29.568	46.200	1.252	72.88	2:00.652	3
29	95	Ian BLAKE	Mazda MX-5 Mk1	11	22:30.221	46.853	0.653	72.84	1:59.645	3
30	32	Callum GREATREX	Mazda MX-5 Mk1	11	22:32.046	48.678	1.825	72.75	2:00.807	5

NOT CLASSIFIED

DNF	31	Bryn GRIFFITHS (M)	Mazda MX-5 Mk1	9	18:23.850	2 Laps	2 Laps	72.88	2:00.226	8
DNF	82	Michael KNIBBS	Mazda MX-5 Mk1	3	6:35.200	8 Laps	6 Laps	67.62	2:03.491	2

FASTEST LAP

	33	Jason GREATREX (M)	Mazda MX-5 Mk1	3	1:57.021		76.52 mph		123.14 kph	
--	----	--------------------	----------------	---	----------	--	-----------	--	------------	--

Cars 32 & 666 - 5 seconds time penalty applied – track limits

Weather / Track : Bright / Dry

These results are provisional until the conclusion of any judicial and technical matters.

Donington Park GP

Circuit Length = 2.4873 miles

Start: 15:57 Flag 16:19 End: 16:20

Clerk Of Course :	Steward :	Timekeeper :
-------------------	-----------	--------------

BRSCC Mazda MX5 Championship - 3A

RACE 18 - LAP CHART

LAP 1 @ 15:59:34.476			LAP 2 @ 16:01:31.751			LAP 3 @ 16:03:29.493			LAP 4 @ 16:05:27.888			LAP 5 @ 16:07:25.456		
NO	BEHIND	LAP TIME	NO	BEHIND	LAP TIME	NO	BEHIND	LAP TIME	NO	BEHIND	LAP TIME	NO	BEHIND	LAP TIME
41		2:01.859	41		1:57.275	41		1:57.742	41		1:58.395	41		1:57.568
63	0.598	2:02.457	63	0.688	1:57.365	63	0.407	1:57.461	63	0.640	1:58.628	63	0.477	1:57.405
5	1.092	2:02.951	1	1.856	1:57.709	1	1.704	1:57.590	33	2.061	1:58.481	33	2.280	1:57.787
1	1.422	2:03.281	33	2.696	1:58.184	33	1.975	1:57.021	1	2.593	1:59.284	1	3.562	1:58.537
33	1.787	2:03.646	4	2.899	1:58.194	5	2.294	1:57.035	5	2.807	1:58.908	5	3.879	1:58.640
4	1.980	2:03.839	5	3.001	1:59.184	77	3.205	1:57.738	4	3.337	1:57.947	4	4.145	1:58.376
77	2.591	2:04.450	77	3.209	1:57.893	4	3.785	1:58.628	77	3.688	1:58.878	77	4.660	1:58.540
24	3.366	2:05.225	24	3.729	1:57.638	24	4.088	1:58.101	24	4.061	1:58.368	24	4.802	1:58.309
55	4.360	2:06.219	23	5.390	1:58.157	81	7.213	1:59.216	72	8.320	1:59.156	72	9.219	1:58.467
23	4.508	2:06.367	81	5.739	1:58.305	23	7.452	1:59.804	81	8.523	1:59.705	81	9.557	1:58.602
81	4.709	2:06.568	55	5.945	1:58.860	72	7.559	1:58.632	55	9.050	1:59.613	55	10.057	1:58.575
177	5.493	2:07.352	72	6.669	1:57.925	55	7.832	1:59.629	30	9.255	1:58.463	177	10.723	1:58.545
72	6.019	2:07.878	177	7.812	1:59.594	177	8.730	1:58.660	177	9.746	1:59.411	54	11.451	1:58.830
54	6.325	2:08.184	54	8.534	1:59.484	30	9.187	1:58.246	54	10.189	1:58.453	30	11.826	2:00.139
666	6.861	2:08.720	30	8.683	1:58.677	54	10.131	1:59.339	29	10.601	1:58.404	29	12.206	1:59.173
30	7.281	2:09.140	666	9.084	1:59.498	29	10.592	1:58.767	666	11.445	1:58.929	666	12.637	1:58.760
544	7.691	2:09.550	29	9.567	1:58.935	666	10.911	1:59.569	544	12.637	1:58.977	544	13.462	1:58.393
29	7.907	2:09.766	544	10.797	2:00.381	544	12.055	1:59.000	26	12.991	1:58.591	26	14.939	1:59.516
32	8.149	2:10.008	26	11.696	2:00.133	26	12.795	1:58.841	8	14.916	1:59.658	8	18.137	2:00.789
26	8.838	2:10.697	722	12.154	1:59.609	722	13.243	1:58.831	722	15.232	2:00.384	95	19.298	2:00.161
8	9.103	2:10.962	8	12.417	2:00.589	8	13.653	1:58.978	95	16.705	2:00.039	722	19.677	2:02.013
82	9.527	2:11.386	32	13.009	2:02.135	95	15.061	1:59.645	117	20.211	2:00.785	117	23.619	2:00.976
722	9.820	2:11.679	95	13.158	2:00.424	32	16.666	2:01.399	32	20.559	2:02.288	32	23.798	2:00.807
117	9.954	2:11.813	117	13.461	2:00.782	117	17.821	2:02.102	60	21.950	2:00.962	60	25.487	2:01.105
95	10.009	2:11.868	74	13.944	2:00.332	60	19.383	2:02.454	31	22.374	2:00.936	263	25.827	2:00.567
74	10.887	2:12.746	60	14.671	2:01.030	31	19.833	2:01.104	263	22.828	1:59.752	31	26.294	2:01.488
60	10.916	2:12.775	82	15.743	2:03.491	57	19.942	2:00.652	57	23.156	2:01.609	23	26.539	1:59.830
57	11.117	2:12.976	31	16.471	2:02.210	7	21.159	2:01.559	65	23.853	2:00.556	65	26.959	2:00.674
31	11.536	2:13.395	57	17.032	2:03.190	263	21.471	1:59.670	23	24.277	2:15.220	57	28.559	2:02.971
7	11.775	2:13.634	7	17.342	2:02.842	74	21.547	2:05.345	7	24.575	2:01.811	7	28.614	2:01.607
65	16.524	2:18.383	65	19.219	1:59.970	65	21.692	2:00.215	74	25.809	2:02.657	74	28.985	2:00.744
263	17.035	2:18.894	263	19.543	1:59.783	82	38.324	2:20.323 P						

Weather / Track : Bright / Dry

Donington Park GP
 Circuit Length = 2.4873 miles
 Start: 15:57 Flag 16:19 End: 16:20

BRSCC Mazda MX5 Championship - 3A

RACE 18 - LAP CHART

LAP 6 @ 16:09:23.193			LAP 7 @ 16:11:20.601			LAP 8 @ 16:13:18.962			LAP 9 @ 16:15:17.264			LAP 10 @ 16:17:15.291		
NO	BEHIND	LAP TIME	NO	BEHIND	LAP TIME	NO	BEHIND	LAP TIME	NO	BEHIND	LAP TIME	NO	BEHIND	LAP TIME
41		1:57.737	41		1:57.408	41		1:58.361	41		1:58.302	41		1:58.027
63	0.443	1:57.703	63	0.412	1:57.377	63	0.290	1:58.239	63	0.604	1:58.616	63	0.438	1:57.861
33	1.925	1:57.382	33	1.879	1:57.362	33	1.203	1:57.685	33	0.919	1:58.018	33	0.783	1:57.891
1	5.236	1:59.411	1	6.868	1:59.040	1	8.469	1:59.962	1	11.961	2:01.794	1	14.774	2:00.840
4	5.611	1:59.203	5	7.281	1:58.673	5	8.762	1:59.842	5	12.176	2:01.716	4	15.223	2:00.821
5	6.016	1:59.874	4	7.630	1:59.427	4	9.073	1:59.804	4	12.429	2:01.658	5	15.510	2:01.361
77	6.685	1:59.762	77	8.381	1:59.104	24	9.773	1:59.583	24	12.667	2:01.196	72	15.756	2:00.585
24	7.688	2:00.623	24	8.551	1:58.271	72	10.119	1:59.589	81	12.905	2:00.653	81	15.766	2:00.888
72	8.938	1:57.456	72	8.891	1:57.361	77	10.224	2:00.204	72	13.198	2:01.381	55	16.535	2:01.242
81	9.488	1:57.668	81	9.668	1:57.588	81	10.554	1:59.247	55	13.320	2:00.605	24	16.673	2:02.033
55	10.234	1:57.914	55	10.938	1:58.112	55	11.017	1:58.440	77	13.417	2:01.495	77	16.868	2:01.478
177	12.153	1:59.167	54	14.221	1:59.268	54	14.950	1:59.090	54	16.367	1:59.719	54	17.737	1:59.397
54	12.361	1:58.647	177	15.386	2:00.641	30	18.126	2:00.460	177	20.816	2:00.372	177	22.855	2:00.066
29	12.713	1:58.244	666	15.698	1:59.444	666	18.465	2:01.128	666	21.487	2:01.324	666	23.165	1:59.705
30	13.281	1:59.192	29	15.995	2:00.690	177	18.746	2:01.721	29	22.042	2:01.375	29	23.519	1:59.504
666	13.662	1:58.762	30	16.027	2:00.154	29	18.969	2:01.335	30	22.446	2:02.622	30	23.799	1:59.380
544	15.037	1:59.312	544	17.128	1:59.499	544	19.437	2:00.670	544	22.706	2:01.571	544	24.227	1:59.548
26	16.318	1:59.116	26	18.353	1:59.443	26	19.468	1:59.476	26	23.028	2:01.862	26	24.707	1:59.706
8	20.522	2:00.122	8	23.171	2:00.057	8	24.416	1:59.606	8	26.345	2:00.231	8	28.179	1:59.861
722	21.872	1:59.932	722	24.280	1:59.816	722	25.946	2:00.027	722	27.177	1:59.533	722	29.371	2:00.221
117	26.767	2:00.885	23	29.663	1:59.105	23	31.035	1:59.733	23	33.215	2:00.482	23	34.616	1:59.428
23	27.966	1:59.164	263	31.172	2:00.613	263	32.121	1:59.310	263	33.628	1:59.809	263	35.181	1:59.580
263	27.967	1:59.877	117	31.647	2:02.288	117	33.843	2:00.557	117	35.738	2:00.197	117	38.160	2:00.449
32	28.682	2:02.621	31	32.813	2:01.309	31	34.678	2:00.226	60	37.671	2:00.620	60	40.483	2:00.839
31	28.912	2:00.355	65	32.823	2:00.740	65	34.848	2:00.386	65	37.780	2:01.234	65	40.993	2:01.240
65	29.491	2:00.269	60	33.221	2:00.453	60	35.353	2:00.493	31	39.203	2:02.827	74	42.252	2:00.652
60	30.176	2:02.426	32	33.449	2:02.175	32	36.313	2:01.225	74	39.627	2:00.430	32	43.507	2:01.291
95	31.740	2:10.179	74	35.701	2:01.164	74	37.499	2:00.159	32	40.243	2:02.232	7	44.769	2:01.204
74	31.945	2:00.697	95	36.306	2:01.974	7	39.157	2:00.919	7	41.592	2:00.737	57	45.753	2:01.537
57	32.562	2:01.740	7	36.599	2:00.700	57	39.361	2:00.933	57	42.243	2:01.184	95	47.114	2:02.661
7	33.307	2:02.430	57	36.789	2:01.635	95	40.183	2:02.238	95	42.480	2:00.599			

Weather / Track : Bright / Dry

Donington Park GP
 Circuit Length = 2.4873 miles
 Start: 15:57 Flag 16:19 End: 16:20

BRSCC Mazda MX5 Championship - 3A

RACE 18 - LAP CHART

LAP 11 @ 16:19:15.985

NO	BEHIND	LAP TIME
41		2:00.694
63	0.257	2:00.513
33	0.436	2:00.347
1	13.638	1:59.558
5	14.115	1:59.299
4	14.268	1:59.739
72	14.439	1:59.377
81	14.619	1:59.547
77	15.069	1:58.895
24	15.106	1:59.127
55	15.492	1:59.651
54	15.863	1:58.820
177	22.548	2:00.387
666	22.655	2:00.184
29	23.235	2:00.410
30	23.814	2:00.709
544	24.083	2:00.550
26	24.473	2:00.460
8	27.072	1:59.587
722	28.756	2:00.079
23	32.801	1:58.879
263	33.791	1:59.304
117	38.369	2:00.903
65	41.254	2:00.955
60	41.314	2:01.525
74	41.791	2:00.233
32	43.678	2:00.865
7	44.948	2:00.873
57	46.200	2:01.141
95	46.853	2:00.433

Weather / Track : Bright / Dry

Results can be found at www.tsl-timing.com

Page 3 of 3

Donington Park GP
Circuit Length = 2.4873 miles
Start: 15:57 Flag 16:19 End: 16:20

Printed - 16:24 Sunday, 18 August 2019

BRSCC Mazda MX5 Championship - 3A

RACE 18 - LAP ANALYSIS

DIFF = Difference To Personal Best Lap

P1 41 Joe WIGGIN				
LAP	LAP TIME	DIFF	MPH	TIME OF DAY
1 -	2:01.859	4.584	73.48	15:59:34.476
2 -	1:57.275 (1)		76.35	16:01:31.751
3 -	1:57.742	0.467	76.05	16:03:29.493
4 -	1:58.395	1.120	75.63	16:05:27.888
5 -	1:57.568 (3)	0.293	76.16	16:07:25.456
6 -	1:57.737	0.462	76.05	16:09:23.193
7 -	1:57.408 (2)	0.133	76.26	16:11:20.601
8 -	1:58.361	1.086	75.65	16:13:18.962
9 -	1:58.302	1.027	75.69	16:15:17.264
10 -	1:58.027	0.752	75.86	16:17:15.291
11 -	2:00.694	3.419	74.19	16:19:15.985

P2 63 Oliver ALLWOOD				
LAP	LAP TIME	DIFF	MPH	TIME OF DAY
1 -	2:02.457	5.092	73.12	15:59:35.074
2 -	1:57.365 (1)		76.29	16:01:32.439
3 -	1:57.461	0.096	76.23	16:03:29.900
4 -	1:58.628	1.263	75.48	16:05:28.528
5 -	1:57.405 (3)	0.040	76.26	16:07:25.933
6 -	1:57.703	0.338	76.07	16:09:23.636
7 -	1:57.377 (2)	0.012	76.28	16:11:21.013
8 -	1:58.239	0.874	75.73	16:13:19.252
9 -	1:58.616	1.251	75.49	16:15:17.868
10 -	1:57.861	0.496	75.97	16:17:15.729
11 -	2:00.513	3.148	74.30	16:19:16.242

P3 33 Jason GREATREX (M)				
LAP	LAP TIME	DIFF	MPH	TIME OF DAY
1 -	2:03.646	6.625	72.41	15:59:36.263
2 -	1:58.184	1.163	75.76	16:01:34.447
3 -	1:57.021 (1)		76.52	16:03:31.468
4 -	1:58.481	1.460	75.57	16:05:29.949
5 -	1:57.787	0.766	76.02	16:07:27.736
6 -	1:57.382 (3)	0.361	76.28	16:09:25.118
7 -	1:57.362 (2)	0.341	76.29	16:11:22.480
8 -	1:57.685	0.664	76.08	16:13:20.165
9 -	1:58.018	0.997	75.87	16:15:18.183
10 -	1:57.891	0.870	75.95	16:17:16.074
11 -	2:00.347	3.326	74.40	16:19:16.421

P4 1 Will BLACKWELL-CHAMBERS				
LAP	LAP TIME	DIFF	MPH	TIME OF DAY
1 -	2:03.281	5.691	72.63	15:59:35.898
2 -	1:57.709 (2)	0.119	76.07	16:01:33.607
3 -	1:57.590 (1)		76.14	16:03:31.197
4 -	1:59.284	1.694	75.06	16:05:30.481
5 -	1:58.537 (3)	0.947	75.54	16:07:29.018
6 -	1:59.411	1.821	74.98	16:09:28.429
7 -	1:59.040	1.450	75.22	16:11:27.469
8 -	1:59.962	2.372	74.64	16:13:27.431
9 -	2:01.794	4.204	73.52	16:15:29.225
10 -	2:00.840	3.250	74.10	16:17:30.065
11 -	1:59.558	1.968	74.89	16:19:29.623

P5 5 John LANGRIDGE				
LAP	LAP TIME	DIFF	MPH	TIME OF DAY
1 -	2:02.951	5.916	72.82	15:59:35.568
2 -	1:59.184	2.149	75.13	16:01:34.752

DIFF = Difference To Personal Best Lap

3 -	1:57.035 (1)		76.51	16:03:31.787
4 -	1:58.908	1.873	75.30	16:05:30.695
5 -	1:58.640 (2)	1.605	75.47	16:07:29.335
6 -	1:59.874	2.839	74.69	16:09:29.209
7 -	1:58.673 (3)	1.638	75.45	16:11:27.882
8 -	1:59.842	2.807	74.71	16:13:27.724
9 -	2:01.716	4.681	73.56	16:15:29.440
10 -	2:01.361	4.326	73.78	16:17:30.801
11 -	1:59.299	2.264	75.05	16:19:30.100

P6 4 Adam BESSELL				
LAP	LAP TIME	DIFF	MPH	TIME OF DAY
1 -	2:03.839	5.892	72.30	15:59:36.456
2 -	1:58.194 (2)	0.247	75.76	16:01:34.650
3 -	1:58.628	0.681	75.48	16:03:33.278
4 -	1:57.947 (1)		75.91	16:05:31.225
5 -	1:58.376 (3)	0.429	75.64	16:07:29.601
6 -	1:59.203	1.256	75.11	16:09:28.804
7 -	1:59.427	1.480	74.97	16:11:28.231
8 -	1:59.804	1.857	74.74	16:13:28.035
9 -	2:01.658	3.711	73.60	16:15:29.693
10 -	2:00.821	2.874	74.11	16:17:30.514
11 -	1:59.739	1.792	74.78	16:19:30.253

P7 72 Matt LUFF				
LAP	LAP TIME	DIFF	MPH	TIME OF DAY
1 -	2:07.878	10.517	70.02	15:59:40.495
2 -	1:57.925 (3)	0.564	75.93	16:01:38.420
3 -	1:58.632	1.271	75.48	16:03:37.052
4 -	1:59.156	1.795	75.14	16:05:36.208
5 -	1:58.467	1.106	75.58	16:07:34.675
6 -	1:57.456 (2)	0.095	76.23	16:09:32.131
7 -	1:57.361 (1)		76.29	16:11:29.492
8 -	1:59.589	2.228	74.87	16:13:29.081
9 -	2:01.381	4.020	73.77	16:15:30.462
10 -	2:00.585	3.224	74.25	16:17:31.047
11 -	1:59.377	2.016	75.00	16:19:30.424

P8 81 Sebastian FISHER				
LAP	LAP TIME	DIFF	MPH	TIME OF DAY
1 -	2:06.568	8.980	70.74	15:59:39.185
2 -	1:58.305 (3)	0.717	75.68	16:01:37.490
3 -	1:59.216	1.628	75.11	16:03:36.706
4 -	1:59.705	2.117	74.80	16:05:36.411
5 -	1:58.602	1.014	75.50	16:07:35.013
6 -	1:57.668 (2)	0.080	76.09	16:09:32.681
7 -	1:57.588 (1)		76.15	16:11:30.269
8 -	1:59.247	1.659	75.09	16:13:29.516
9 -	2:00.653	3.065	74.21	16:15:30.169
10 -	2:00.888	3.300	74.07	16:17:31.057
11 -	1:59.547	1.959	74.90	16:19:30.604

P9 77 Steve FODEN				
LAP	LAP TIME	DIFF	MPH	TIME OF DAY
1 -	2:04.450	6.712	71.95	15:59:37.067
2 -	1:57.893 (2)	0.155	75.95	16:01:34.960
3 -	1:57.738 (1)		76.05	16:03:32.698
4 -	1:58.878	1.140	75.32	16:05:31.576
5 -	1:58.540 (3)	0.802	75.53	16:07:30.116
6 -	1:59.762	2.024	74.76	16:09:29.878
7 -	1:59.104	1.366	75.18	16:11:28.982

Donington Park GP

Circuit Length = 2.4873 miles

Start: 15:57 Flag 16:19 End: 16:20

Weather / Track : Bright / Dry

BRSCC Mazda MX5 Championship - 3A

RACE 18 - LAP ANALYSIS

DIFF = Difference To Personal Best Lap

8 -	2:00.204	2.466	74.49	16:13:29.186
9 -	2:01.495	3.757	73.70	16:15:30.681
10 -	2:01.478	3.740	73.71	16:17:32.159
11 -	1:58.895	1.157	75.31	16:19:31.054

P10 24 Oliver GRAHAM

LAP	LAP TIME	DIFF	MPH	TIME OF DAY
1 -	2:05.225	7.587	71.50	15:59:37.842
2 -	1:57.638 (1)		76.11	16:01:35.480
3 -	1:58.101 (2)	0.463	75.82	16:03:33.581
4 -	1:58.368	0.730	75.64	16:05:31.949
5 -	1:58.309	0.671	75.68	16:07:30.258
6 -	2:00.623	2.985	74.23	16:09:30.881
7 -	1:58.271 (3)	0.633	75.71	16:11:29.152
8 -	1:59.583	1.945	74.88	16:13:28.735
9 -	2:01.196	3.558	73.88	16:15:29.931
10 -	2:02.033	4.395	73.37	16:17:31.964
11 -	1:59.127	1.489	75.16	16:19:31.091

P11 55 Matt POLLARD

LAP	LAP TIME	DIFF	MPH	TIME OF DAY
1 -	2:06.219	8.305	70.94	15:59:38.836
2 -	1:58.860	0.946	75.33	16:01:37.696
3 -	1:59.629	1.715	74.85	16:03:37.325
4 -	1:59.613	1.699	74.86	16:05:36.938
5 -	1:58.575	0.661	75.51	16:07:35.513
6 -	1:57.914 (1)		75.94	16:09:33.427
7 -	1:58.112 (2)	0.198	75.81	16:11:31.539
8 -	1:58.440 (3)	0.526	75.60	16:13:29.979
9 -	2:00.605	2.691	74.24	16:15:30.584
10 -	2:01.242	3.328	73.85	16:17:31.826
11 -	1:59.651	1.737	74.83	16:19:31.477

P12 54 Marcus BAILEY (M)

LAP	LAP TIME	DIFF	MPH	TIME OF DAY
1 -	2:08.184	9.731	69.85	15:59:40.801
2 -	1:59.484	1.031	74.94	16:01:40.285
3 -	1:59.339	0.886	75.03	16:03:39.624
4 -	1:58.453 (1)		75.59	16:05:38.077
5 -	1:58.830	0.377	75.35	16:07:36.907
6 -	1:58.647 (2)	0.194	75.47	16:09:35.554
7 -	1:59.268	0.815	75.07	16:11:34.822
8 -	1:59.090	0.637	75.19	16:13:33.912
9 -	1:59.719	1.266	74.79	16:15:33.631
10 -	1:59.397	0.944	74.99	16:17:33.028
11 -	1:58.820 (3)	0.367	75.36	16:19:31.848

P13 177 Jack RAWLES

LAP	LAP TIME	DIFF	MPH	TIME OF DAY
1 -	2:07.352	8.807	70.31	15:59:39.969
2 -	1:59.594	1.049	74.87	16:01:39.563
3 -	1:58.660 (2)	0.115	75.46	16:03:38.223
4 -	1:59.411	0.866	74.98	16:05:37.634
5 -	1:58.545 (1)		75.53	16:07:36.179
6 -	1:59.167 (3)	0.622	75.14	16:09:35.346
7 -	2:00.641	2.096	74.22	16:11:35.987
8 -	2:01.721	3.176	73.56	16:13:37.708
9 -	2:00.372	1.827	74.38	16:15:38.080
10 -	2:00.066	1.521	74.57	16:17:38.146
11 -	2:00.387	1.842	74.38	16:19:38.533

DIFF = Difference To Personal Best Lap

P14 29 Adam CRAIG				
LAP	LAP TIME	DIFF	MPH	TIME OF DAY
1 -	2:09.766	11.522	69.00	15:59:42.383
2 -	1:58.935	0.691	75.28	16:01:41.318
3 -	1:58.767 (3)	0.523	75.39	16:03:40.085
4 -	1:58.404 (2)	0.160	75.62	16:05:38.489
5 -	1:59.173	0.929	75.13	16:07:37.662
6 -	1:58.244 (1)		75.72	16:09:35.906
7 -	2:00.690	2.446	74.19	16:11:36.596
8 -	2:01.335	3.091	73.79	16:13:37.931
9 -	2:01.375	3.131	73.77	16:15:39.306
10 -	1:59.504	1.260	74.93	16:17:38.810
11 -	2:00.410	2.166	74.36	16:19:39.220

P15 30 Dave TURTON

LAP	LAP TIME	DIFF	MPH	TIME OF DAY
1 -	2:09.140	10.894	69.33	15:59:41.757
2 -	1:58.677 (3)	0.431	75.45	16:01:40.434
3 -	1:58.246 (1)		75.72	16:03:38.680
4 -	1:58.463 (2)	0.217	75.58	16:05:37.143
5 -	2:00.139	1.893	74.53	16:07:37.282
6 -	1:59.192	0.946	75.12	16:09:36.474
7 -	2:00.154	1.908	74.52	16:11:36.628
8 -	2:00.460	2.214	74.33	16:13:37.088
9 -	2:02.622	4.376	73.02	16:15:39.710
10 -	1:59.380	1.134	75.00	16:17:39.090
11 -	2:00.709	2.463	74.18	16:19:39.799

P16 544 Jack MOODY

LAP	LAP TIME	DIFF	MPH	TIME OF DAY
1 -	2:09.550	11.157	69.11	15:59:42.167
2 -	2:00.381	1.988	74.38	16:01:42.548
3 -	1:59.000 (3)	0.607	75.24	16:03:41.548
4 -	1:58.977 (2)	0.584	75.26	16:05:40.525
5 -	1:58.393 (1)		75.63	16:07:38.918
6 -	1:59.312	0.919	75.05	16:09:38.230
7 -	1:59.499	1.106	74.93	16:11:37.729
8 -	2:00.670	2.277	74.20	16:13:38.399
9 -	2:01.571	3.178	73.65	16:15:39.970
10 -	1:59.548	1.155	74.90	16:17:39.518
11 -	2:00.550	2.157	74.28	16:19:40.068

P17 26 Charlie RAWLES

LAP	LAP TIME	DIFF	MPH	TIME OF DAY
1 -	2:10.697	12.106	68.51	15:59:43.314
2 -	2:00.133	1.542	74.53	16:01:43.447
3 -	1:58.841 (2)	0.250	75.34	16:03:42.288
4 -	1:58.591 (1)		75.50	16:05:40.879
5 -	1:59.516	0.925	74.92	16:07:40.395
6 -	1:59.116 (3)	0.525	75.17	16:09:39.511
7 -	1:59.443	0.852	74.96	16:11:38.954
8 -	1:59.476	0.885	74.94	16:13:38.430
9 -	2:01.862	3.271	73.48	16:15:40.292
10 -	1:59.706	1.115	74.80	16:17:39.998
11 -	2:00.460	1.869	74.33	16:19:40.458

P18 8 Lewis CANNON

LAP	LAP TIME	DIFF	MPH	TIME OF DAY
1 -	2:10.962	11.984	68.37	15:59:43.579
2 -	2:00.589	1.611	74.25	16:01:44.168

Donington Park GP

Circuit Length = 2.4873 miles

Start: 15:57 Flag 16:19 End: 16:20

Weather / Track : Bright / Dry

BRSCC Mazda MX5 Championship - 3A

RACE 18 - LAP ANALYSIS

DIFF = Difference To Personal Best Lap

3 -	1:58.978 (1)		75.26	16:03:43.146
4 -	1:59.658	0.680	74.83	16:05:42.804
5 -	2:00.789	1.811	74.13	16:07:43.593
6 -	2:00.122	1.144	74.54	16:09:43.715
7 -	2:00.057	1.079	74.58	16:11:43.772
8 -	1:59.606 (3)	0.628	74.86	16:13:43.378
9 -	2:00.231	1.253	74.47	16:15:43.609
10 -	1:59.861	0.883	74.70	16:17:43.470
11 -	1:59.587 (2)	0.609	74.87	16:19:43.057

P19 666 David WATERS

LAP	LAP TIME	DIFF	MPH	TIME OF DAY
1 -	2:08.720	9.960	69.56	15:59:41.337
2 -	1:59.498	0.738	74.93	16:01:40.835
3 -	1:59.569	0.809	74.88	16:03:40.404
4 -	1:58.929 (3)	0.169	75.29	16:05:39.333
5 -	1:58.760 (1)		75.39	16:07:38.093
6 -	1:58.762 (2)	0.002	75.39	16:09:36.855
7 -	1:59.444	0.684	74.96	16:11:36.299
8 -	2:01.128	2.368	73.92	16:13:37.427
9 -	2:01.324	2.564	73.80	16:15:38.751
10 -	1:59.705	0.945	74.80	16:17:38.456
11 -	2:00.184	1.424	74.50	16:19:38.640

P20 722 Alan HAWKINS (M)

LAP	LAP TIME	DIFF	MPH	TIME OF DAY
1 -	2:11.679	12.848	68.00	15:59:44.296
2 -	1:59.609 (3)	0.778	74.86	16:01:43.905
3 -	1:58.831 (1)		75.35	16:03:42.736
4 -	2:00.384	1.553	74.38	16:05:43.120
5 -	2:02.013	3.182	73.38	16:07:45.133
6 -	1:59.932	1.101	74.66	16:09:45.065
7 -	1:59.816	0.985	74.73	16:11:44.881
8 -	2:00.027	1.196	74.60	16:13:44.908
9 -	1:59.533 (2)	0.702	74.91	16:15:44.441
10 -	2:00.221	1.390	74.48	16:17:44.662
11 -	2:00.079	1.248	74.57	16:19:44.741

P21 23 Martin TOLLEY (M)

LAP	LAP TIME	DIFF	MPH	TIME OF DAY
1 -	2:06.367	8.210	70.86	15:59:38.984
2 -	1:58.157 (1)		75.78	16:01:37.141
3 -	1:59.804	1.647	74.74	16:03:36.945
4 -	2:15.220	17.063	66.22	16:05:52.165
5 -	1:59.830	1.673	74.72	16:07:51.995
6 -	1:59.164	1.007	75.14	16:09:51.159
7 -	1:59.105 (3)	0.948	75.18	16:11:50.264
8 -	1:59.733	1.576	74.78	16:13:49.997
9 -	2:00.482	2.325	74.32	16:15:50.479
10 -	1:59.428	1.271	74.97	16:17:49.907
11 -	1:58.879 (2)	0.722	75.32	16:19:48.786

P22 263 Fraser FENWICK

LAP	LAP TIME	DIFF	MPH	TIME OF DAY
1 -	2:18.894	19.590	64.46	15:59:51.511
2 -	1:59.783	0.479	74.75	16:01:51.294
3 -	1:59.670	0.366	74.82	16:03:50.964
4 -	1:59.752	0.448	74.77	16:05:50.716
5 -	2:00.567	1.263	74.26	16:07:51.283
6 -	1:59.877	0.573	74.69	16:09:51.160
7 -	2:00.613	1.309	74.24	16:11:51.773

DIFF = Difference To Personal Best Lap

8 -	1:59.310 (2)	0.006	75.05	16:13:51.083
9 -	1:59.809	0.505	74.73	16:15:50.892
10 -	1:59.580 (3)	0.276	74.88	16:17:50.472
11 -	1:59.304 (1)		75.05	16:19:49.776

P23 117 Michael CLOSE

LAP	LAP TIME	DIFF	MPH	TIME OF DAY
1 -	2:11.813	11.616	67.93	15:59:44.430
2 -	2:00.782	0.585	74.13	16:01:45.212
3 -	2:02.102	1.905	73.33	16:03:47.314
4 -	2:00.785	0.588	74.13	16:05:48.099
5 -	2:00.976	0.779	74.01	16:07:49.075
6 -	2:00.885	0.688	74.07	16:09:49.960
7 -	2:02.288	2.091	73.22	16:11:52.248
8 -	2:00.557 (3)	0.360	74.27	16:13:52.805
9 -	2:00.197 (1)		74.49	16:15:53.002
10 -	2:00.449 (2)	0.252	74.34	16:17:53.451
11 -	2:00.903	0.706	74.06	16:19:54.354

P24 65 William HAYDEN

LAP	LAP TIME	DIFF	MPH	TIME OF DAY
1 -	2:18.383	18.413	64.70	15:59:51.000
2 -	1:59.970 (1)		74.63	16:01:50.970
3 -	2:00.215 (2)	0.245	74.48	16:03:51.185
4 -	2:00.556	0.586	74.27	16:05:51.741
5 -	2:00.674	0.704	74.20	16:07:52.415
6 -	2:00.269 (3)	0.299	74.45	16:09:52.684
7 -	2:00.740	0.770	74.16	16:11:53.424
8 -	2:00.386	0.416	74.38	16:13:53.810
9 -	2:01.234	1.264	73.86	16:15:55.044
10 -	2:01.240	1.270	73.85	16:17:56.284
11 -	2:00.955	0.985	74.03	16:19:57.239

P25 60 Nick LE DOYEN (M)

LAP	LAP TIME	DIFF	MPH	TIME OF DAY
1 -	2:12.775	12.322	67.44	15:59:45.392
2 -	2:01.030	0.577	73.98	16:01:46.422
3 -	2:02.454	2.001	73.12	16:03:48.876
4 -	2:00.962	0.509	74.02	16:05:49.838
5 -	2:01.105	0.652	73.93	16:07:50.943
6 -	2:02.426	1.973	73.14	16:09:53.369
7 -	2:00.453 (1)		74.33	16:11:53.822
8 -	2:00.493 (2)	0.040	74.31	16:13:54.315
9 -	2:00.620 (3)	0.167	74.23	16:15:54.935
10 -	2:00.839	0.386	74.10	16:17:55.774
11 -	2:01.525	1.072	73.68	16:19:57.299

P26 74 Clive CHISNALL (M)

LAP	LAP TIME	DIFF	MPH	TIME OF DAY
1 -	2:12.746	12.587	67.45	15:59:45.363
2 -	2:00.332 (3)	0.173	74.41	16:01:45.695
3 -	2:05.345	5.186	71.43	16:03:51.040
4 -	2:02.657	2.498	73.00	16:05:53.697
5 -	2:00.744	0.585	74.16	16:07:54.441
6 -	2:00.697	0.538	74.18	16:09:55.138
7 -	2:01.164	1.005	73.90	16:11:56.302
8 -	2:00.159 (1)		74.52	16:13:56.461
9 -	2:00.430	0.271	74.35	16:15:56.891
10 -	2:00.652	0.493	74.21	16:17:57.543
11 -	2:00.233 (2)	0.074	74.47	16:19:57.776

Weather / Track : Bright / Dry

Donington Park GP

Circuit Length = 2.4873 miles

Start: 15:57 Flag 16:19 End: 16:20

BRSCC Mazda MX5 Championship - 3A

RACE 18 - LAP ANALYSIS

DIFF = Difference To Personal Best Lap

P27 7 Adrian BURGE (M)				
LAP	LAP TIME	DIFF	MPH	TIME OF DAY
1 -	2:13.634	12.934	67.00	15:59:46.251
2 -	2:02.842	2.142	72.89	16:01:49.093
3 -	2:01.559	0.859	73.66	16:03:50.652
4 -	2:01.811	1.111	73.51	16:05:52.463
5 -	2:01.607	0.907	73.63	16:07:54.070
6 -	2:02.430	1.730	73.13	16:09:56.500
7 -	2:00.700 (1)		74.18	16:11:57.200
8 -	2:00.919	0.219	74.05	16:13:58.119
9 -	2:00.737 (2)	0.037	74.16	16:15:58.856
10 -	2:01.204	0.504	73.87	16:18:00.060
11 -	2:00.873 (3)	0.173	74.08	16:20:00.933

P28 57 Oliver JENKINS				
LAP	LAP TIME	DIFF	MPH	TIME OF DAY
1 -	2:12.976	12.324	67.33	15:59:45.593
2 -	2:03.190	2.538	72.68	16:01:48.783
3 -	2:00.652 (1)		74.21	16:03:49.435
4 -	2:01.609	0.957	73.63	16:05:51.044
5 -	2:02.971	2.319	72.81	16:07:54.015
6 -	2:01.740	1.088	73.55	16:09:55.755
7 -	2:01.635	0.983	73.61	16:11:57.390
8 -	2:00.933 (2)	0.281	74.04	16:13:58.323
9 -	2:01.184	0.532	73.89	16:15:59.507
10 -	2:01.537	0.885	73.67	16:18:01.044
11 -	2:01.141 (3)	0.489	73.91	16:20:02.185

P29 95 Ian BLAKE				
LAP	LAP TIME	DIFF	MPH	TIME OF DAY
1 -	2:11.868	12.223	67.90	15:59:44.485
2 -	2:00.424	0.779	74.35	16:01:44.909
3 -	1:59.645 (1)		74.84	16:03:44.554
4 -	2:00.039 (2)	0.394	74.59	16:05:44.593
5 -	2:00.161 (3)	0.516	74.52	16:07:44.754
6 -	2:10.179	10.534	68.78	16:09:54.933
7 -	2:01.974	2.329	73.41	16:11:56.907
8 -	2:02.238	2.593	73.25	16:13:59.145
9 -	2:00.599	0.954	74.24	16:15:59.744
10 -	2:02.661	3.016	73.00	16:18:02.405
11 -	2:00.433	0.788	74.35	16:20:02.838

P30 32 Callum GREATREX				
LAP	LAP TIME	DIFF	MPH	TIME OF DAY
1 -	2:10.008	9.201	68.87	15:59:42.625
2 -	2:02.135	1.328	73.31	16:01:44.760
3 -	2:01.399	0.592	73.76	16:03:46.159
4 -	2:02.288	1.481	73.22	16:05:48.447
5 -	2:00.807 (1)		74.12	16:07:49.254
6 -	2:02.621	1.814	73.02	16:09:51.875
7 -	2:02.175	1.368	73.29	16:11:54.050
8 -	2:01.225 (3)	0.418	73.86	16:13:55.275
9 -	2:02.232	1.425	73.25	16:15:57.507
10 -	2:01.291	0.484	73.82	16:17:58.798
11 -	2:00.865 (2)	0.058	74.08	16:19:59.663

P31 31 Bryn GRIFFITHS (M)				
LAP	LAP TIME	DIFF	MPH	TIME OF DAY
1 -	2:13.395	13.169	67.12	15:59:46.012
2 -	2:02.210	1.984	73.27	16:01:48.222

DIFF = Difference To Personal Best Lap

3 -	2:01.104	0.878	73.94	16:03:49.326
4 -	2:00.936 (3)	0.710	74.04	16:05:50.262
5 -	2:01.488	1.262	73.70	16:07:51.750
6 -	2:00.355 (2)	0.129	74.40	16:09:52.105
7 -	2:01.309	1.083	73.81	16:11:53.414
8 -	2:00.226 (1)		74.48	16:13:53.640
9 -	2:02.827	2.601	72.90	16:15:56.467

P32 82 Michael KNIBBS				
LAP	LAP TIME	DIFF	MPH	TIME OF DAY
1 -	2:11.386	7.895	68.15	15:59:44.003
2 -	2:03.491 (1)		72.51	16:01:47.494
3 -	2:20.323 P	16.832	63.81	16:04:07.817

Weather / Track : Bright / Dry

BRSCC Mazda MX5 Championship - 3A

RACE 18 - POSITION CHART

No	Name	Lap												
		Pos	1	2	3	4	5	6	7	8	9	10	11	
41	WIGGIN	1	41	41	41	41	41	41	41	41	41	41	41	41
5	LANGRIDGE	2	63	63	63	63	63	63	63	63	63	63	63	63
1	BLACKWELL-CHAMBE	3	5	1	1	33	33	33	33	33	33	33	33	33
63	ALLWOOD	4	1	33	33	1	1	1	1	1	1	1	1	1
33	GREATREX (M)	5	33	4	5	5	5	4	5	5	5	4	5	
77	FODEN	6	4	5	77	4	4	5	4	4	4	5	4	
55	POLLARD	7	77	77	4	77	77	77	77	24	24	72	72	
24	GRAHAM	8	24	24	24	24	24	24	24	72	81	81	81	
4	BESSELL	9	55	23	81	72	72	72	72	77	72	55	77	
81	FISHER	10	23	81	23	81	81	81	81	81	55	24	24	
666	WATERS	11	81	55	72	55	55	55	55	55	77	77	55	
23	TOLLEY (M)	12	177	72	55	30	177	177	54	54	54	54	54	
177	RAWLES	13	72	177	177	177	54	54	177	30	177	177	177	
30	TURTON	14	54	54	30	54	30	29	666	666	666	666	666	
72	LUFF	15	666	30	54	29	29	30	29	177	29	29	29	
54	BAILEY (M)	16	30	666	29	666	666	666	30	29	30	30	30	
544	MOODY	17	544	29	666	544	544	544	544	544	544	544	544	
65	HAYDEN	18	29	544	544	26	26	26	26	26	26	26	26	
263	FENWICK	19	32	26	26	8	8	8	8	8	8	8	8	
26	RAWLES	20	26	722	722	722	95	722	722	722	722	722	722	
32	GREATREX	21	8	8	8	95	722	117	23	23	23	23	23	
722	HAWKINS (M)	22	82	32	95	117	117	23	263	263	263	263	263	
95	BLAKE	23	722	95	32	32	32	263	117	117	117	117	117	
60	LE DOYEN (M)	24	117	117	117	60	60	32	31	31	60	60	65	
57	JENKINS	25	95	74	60	31	263	31	65	65	65	65	60	
74	CHISNALL (M)	26	74	60	31	263	31	65	60	60	31	74	74	
117	CLOSE	27	60	82	57	57	23	60	32	32	74	32	32	
29	CRAIG	28	57	31	7	65	65	95	74	74	32	7	7	
82	KNIBBS	29	31	57	263	23	57	74	95	7	7	57	57	
7	BURGE (M)	30	7	7	74	7	7	57	7	57	57	95	95	
8	CANNON	31	65	65	65	74	74	7	57	95	95			
31	GRIFFITHS (M)	32	263	263	82									

Weather / Track : Bright / Dry

Results can be found at www.tsl-timing.com

Donington Park GP
 Circuit Length = 2.4873 miles
 Start: 15:57 Flag 16:19 End: 16:20

Printed - 16:24 Sunday, 18 August 2019

BRSCC Mazda MX5 Championship - 3A

RACE 18 - STATISTICS

Competitors Started 32
Planned Start 2019-08-18 @ 16:05:00.000
Actual Start 2019-08-18 @ 15:57:32.616
Finish Time 2019-08-18 @ 16:19:11.569
Track Length 2.4873mi.
Total Laps 342
Total Distance Covered 850.6733mi.

Session Fastest Lap History

NO	NAME	LAP TIME	TIME OF DAY	LAP	VEHICLE
41	Joe WIGGIN	1:57.275	16:01:31.753	2	Mazda MX-5 Mk1
33	Jason GREATREX (M)	1:57.021	16:03:31.470	3	Mazda MX-5 Mk1

Session Leader History

NO	NAME	FROM LAP	LAPS LED	DISTANCE	VEHICLE
41	Joe WIGGIN	1	11	27.32 miles	Mazda MX-5 Mk1

Flag History

TYPE	TIME OF DAY
GREEN	15:57:32.616
FINISH	16:19:11.569

Flag Statistics

TYPE	COUNT	TOTAL LAPS	TOTAL TIME
Green	1	11	22:45.448
Red	0	0	0.000
Safety Car	0	0	0.000
FCY	0	0	0.000

Weather / Track : Bright / Dry

These results are provisional until the conclusion of any judicial and technical matters.

Donington Park GP
Circuit Length = 2.4873 miles
Start: 15:57 Flag 16:19 End: 16:20

Clerk Of Course :		Timekeeper :
-------------------	--	--------------

BRSCC Mazda MX5 Championship - 3B
RACE 19 - CLASSIFICATION

POS	NO	NAME	ENTRY	LAPS	TIME	GAP	DIFF	MPH	BEST	ON
1	96	Charles MUGGLESTONE	Mazda MX-5 Mk1	10	20:05.457			74.16	1:59.184	2
2	51	Oliver ATTARD	Mazda MX-5 Mk1	10	20:16.347	10.890	10.890	73.50	1:59.735	4
3	56	Thomas JENKINS	Mazda MX-5 Mk1	10	20:22.402	16.945	6.055	73.14	2:01.241	6
4	37	Tim DORE (M)	Mazda MX-5 Mk1	10	20:22.960	17.503	0.558	73.10	2:00.313	4
5	25	Ivan LEARY (M)	Mazda MX-5 Mk1	10	20:24.035	18.578	1.075	73.04	2:01.237	9
6	90	Bruce ROBINSON (M)	Mazda MX-5 Mk1	10	20:24.334	18.877	0.299	73.02	2:00.664	10
7	27	Christian DANN	Mazda MX-5 Mk1	10	20:24.834	19.377	0.500	72.99	2:00.901	7
8	20	Christopher GINN (M)	Mazda MX-5 Mk1	10	20:27.067	21.610	2.233	72.86	2:01.184	7
9	246	Bill RAWLES	Mazda MX-5 Mk 1	10	20:34.934	29.477	7.867	72.39	2:00.943	6
10	45	Graham RUMSEY (M)	Mazda MX-5 Mk1	10	20:35.280	29.823	0.346	72.37	2:01.478	6
11	53	Jonathan FIELDSSEND (M)	Mazda MX-5 Mk1	10	20:38.854	33.397	3.574	72.16	2:01.847	2
12	180	Peter TYLER (M)	Mazda MX-5 Mk1	10	20:41.871	36.414	3.017	71.99	2:01.482	4
13	291	Luke SOUCH	Mazda MX-5 Mk1	10	20:44.665	39.208	2.794	71.83	2:02.384	9
14	17	Andrew MACGREGOR (M)	Mazda MX-5 Mk1	10	20:46.455	40.998	1.790	71.72	2:03.025	10
15	264	William BREAME	Mazda MX-5 Mk1	10	20:48.838	43.381	2.383	71.59	2:02.314	4
16	312*	Peter LANCASTER (M)	Mazda MX-5 Mk1	10	20:52.274	46.817	3.436	71.39	2:02.856	7
17	11	Mark BOND	Mazda MX-5 Mk1	10	21:04.042	58.585	11.768	70.73	2:03.755	10
18	16	Neil MACGREGOR (M)	Mazda MX-5 Mk1	10	21:10.832	1:05.375	6.790	70.35	2:03.530	2
19	15	Rob MUGGLESTONE	Mazda MX-5 Mk1	10	21:11.198	1:05.741	0.366	70.33	2:04.042	3
20	68	Ashley HEATH (M)	Mazda MX-5 Mk1	10	21:11.748	1:06.291	0.550	70.30	2:04.185	8
21	21	Chris MOLLOY	Mazda MX-5 Mk1	10	21:12.916	1:07.459	1.168	70.23	2:03.087	3
22	9	James LOVE	Mazda MX-5 Mk1	10	21:13.559	1:08.102	0.643	70.20	2:04.470	2
23	58	Dale WHITEMAN (M)	Mazda MX-5 Mk1	10	21:17.572	1:12.115	4.013	69.98	2:05.611	10
24	85	Anthony PETTIGREW	Mazda MX-5 Mk1	10	21:46.596	1:41.139	29.024	68.42	2:07.047	10
25	38	Andrew DEAN	Mazda MX-5 Mk1	10	21:47.392	1:41.935	0.796	68.38	2:07.104	9

NOT CLASSIFIED

DNF	78	Richard BARTLETT (M)	Mazda MX-5 Mk1	5	10:37.217	5 Laps	5 Laps	70.04	2:03.855	3
DNF	10	Thomas MALLETT	Mazda MX-5 Mk1	5	10:39.406	5 Laps	2.189	69.80	2:01.903	4
DNF	42	Toby OWEN	Mazda MX-5 Mk1	4	8:49.264	6 Laps	1 Lap	67.41	2:03.653	3

FASTEST LAP

96	Charles MUGGLESTONE	Mazda MX-5 Mk1	2	1:59.184	75.13 mph	120.91 kph
----	---------------------	----------------	---	----------	-----------	------------

Car 312 - 5 seconds time penalty applied – track limits

Weather / Track : Bright / Dry

These results are provisional until the conclusion of any judicial and technical matters.

Donington Park GP

Circuit Length = 2.4873 miles

Start: 16:30 Flag 16:50 End: 16:52

Clerk Of Course :	Steward :	Timekeeper :
-------------------	-----------	--------------

BRSCC Mazda MX5 Championship - 3B

RACE 19 - LAP CHART

LAP 1 @ 16:32:19.729			LAP 2 @ 16:34:18.913			LAP 3 @ 16:36:18.588			LAP 4 @ 16:38:18.211			LAP 5 @ 16:40:18.570		
NO	BEHIND	LAP TIME	NO	BEHIND	LAP TIME	NO	BEHIND	LAP TIME	NO	BEHIND	LAP TIME	NO	BEHIND	LAP TIME
96		2:03.743	96		1:59.184	96		1:59.675	96		1:59.623	96		2:00.359
56	1.542	2:05.285	56	3.847	2:01.489	56	5.875	2:01.703	56	7.990	2:01.738	51	9.581	2:01.222
37	2.797	2:06.540	37	4.327	2:00.714	37	7.527	2:02.875	37	8.217	2:00.313	37	10.023	2:02.165
25	3.645	2:07.388	27	6.032	2:00.937	51	8.606	2:02.061	51	8.718	1:59.735	56	10.312	2:02.681
27	4.279	2:08.022	51	6.220	1:59.951	27	9.238	2:02.881	27	11.375	2:01.760	27	12.744	2:01.728
45	5.147	2:08.890	25	7.063	2:02.602	25	9.710	2:02.322	25	12.340	2:02.253	25	13.579	2:01.598
51	5.453	2:09.196	45	8.549	2:02.586	45	11.284	2:02.410	45	13.571	2:01.910	90	15.774	2:01.241
180	6.346	2:10.089	20	8.749	2:01.316	90	11.426	2:01.883	20	13.798	2:01.336	20	15.929	2:02.490
20	6.617	2:10.360	180	9.029	2:01.867	20	12.085	2:03.011	180	14.319	2:01.482	180	16.915	2:02.955
90	6.711	2:10.454	90	9.218	2:01.691	180	12.460	2:03.106	90	14.892	2:03.089	246	17.918	2:01.149
10	7.230	2:10.973	10	10.251	2:02.205	10	13.544	2:02.968	10	15.824	2:01.903	45	18.769	2:05.557
53	8.424	2:12.167	53	11.087	2:01.847	53	14.987	2:03.575	246	17.128	2:01.395	53	21.042	2:03.138
246	8.789	2:12.532	246	11.441	2:01.836	246	15.356	2:03.590	53	18.263	2:02.899	264	22.651	2:04.142
17	9.276	2:13.019	264	13.064	2:02.500	264	16.177	2:02.788	264	18.868	2:02.314	291	26.282	2:03.972
312	9.397	2:13.140	312	14.234	2:04.021	312	18.430	2:03.871	312	22.217	2:03.410	17	26.578	2:03.871
291	9.701	2:13.444	17	14.585	2:04.493	291	19.026	2:03.007	291	22.669	2:03.266	312	27.093	2:05.235
264	9.748	2:13.491	291	15.694	2:05.177	17	19.367	2:04.457	17	23.066	2:03.322	68	34.367	2:06.976
9	10.987	2:14.730	9	16.273	2:04.470	78	21.559	2:03.855	68	27.750	2:05.104	78	34.633	2:04.457
78	11.777	2:15.520	78	17.379	2:04.786	68	22.269	2:04.340	16	28.568	2:05.033	11	35.463	2:04.377
68	11.949	2:15.692	68	17.604	2:04.839	9	22.794	2:06.196	78	30.535	2:08.599	16	35.746	2:07.537
16	13.694	2:17.437	16	18.040	2:03.530	16	23.158	2:04.793	21	30.877	2:05.193	21	36.197	2:05.679
15	14.519	2:18.262	15	19.467	2:04.132	15	23.834	2:04.042	11	31.445	2:06.693	10	36.822	2:21.357 P
11	15.196	2:18.939	11	20.037	2:04.025	11	24.375	2:04.013	15	32.361	2:08.150	15	38.690	2:06.688
21	15.555	2:19.298	21	21.895	2:05.524	21	25.307	2:03.087	9	34.990	2:11.819	9	40.831	2:06.200
42	15.730	2:19.473	42	22.642	2:06.096	42	26.620	2:03.653	58	37.338	2:07.070	58	43.055	2:06.076
58	16.901	2:20.644	58	23.950	2:06.233	58	29.891	2:05.616	85	46.717	2:08.249	85	55.789	2:09.431
38	17.868	2:21.611	38	28.218	2:09.534	38	37.812	2:09.269	42	47.039	2:20.042 P	38	57.554	2:07.924
85	18.766	2:22.509	85	28.873	2:09.291	85	38.091	2:08.893	38	49.989	2:11.800			

Weather / Track : Bright / Dry

Donington Park GP
 Circuit Length = 2.4873 miles
 Start: 16:30 Flag 16:50 End: 16:52

BRSCC Mazda MX5 Championship - 3B

RACE 19 - LAP CHART

LAP 6 @ 16:42:18.583			LAP 7 @ 16:44:19.640			LAP 8 @ 16:46:19.799			LAP 9 @ 16:48:19.811			LAP 10 @ 16:50:21.443		
NO	BEHIND	LAP TIME	NO	BEHIND	LAP TIME	NO	BEHIND	LAP TIME	NO	BEHIND	LAP TIME	NO	BEHIND	LAP TIME
96		2:00.013	96		2:01.057	96		2:00.159	96		2:00.012	96		2:01.632
51	10.255	2:00.687	51	9.237	2:00.039	51	10.160	2:01.082	51	10.960	2:00.812	51	10.890	2:01.562
56	11.540	2:01.241	56	13.023	2:02.540	56	14.482	2:01.618	56	16.302	2:01.832	56	16.945	2:02.275
37	11.794	2:01.784	37	13.379	2:02.642	37	14.855	2:01.635	27	16.859	2:01.454	37	17.503	2:01.995
27	14.017	2:01.286	27	13.861	2:00.901	27	15.417	2:01.715	37	17.140	2:02.297	25	18.578	2:01.913
25	14.890	2:01.324	25	15.468	2:01.635	25	17.072	2:01.763	25	18.297	2:01.237	90	18.877	2:00.664
90	17.048	2:01.287	90	17.476	2:01.485	90	19.068	2:01.751	90	19.845	2:00.789	27	19.377	2:04.150
20	18.360	2:02.444	20	18.487	2:01.184	20	19.756	2:01.428	20	21.852	2:02.108	20	21.610	2:01.390
180	18.782	2:01.880	45	21.361	2:02.184	246	24.885	2:02.461	246	27.883	2:03.010	246	29.477	2:03.226
246	18.848	2:00.943	246	22.583	2:04.792	45	25.287	2:04.085	45	28.483	2:03.208	45	29.823	2:02.972
45	20.234	2:01.478	53	26.049	2:03.003	53	28.754	2:02.864	53	32.010	2:03.268	53	33.397	2:03.019
53	24.103	2:03.074	264	28.437	2:04.501	180	31.949	2:03.315	180	34.621	2:02.684	180	36.414	2:03.425
264	24.993	2:02.355	180	28.793	2:11.068	291	34.221	2:02.805	291	36.593	2:02.384	291	39.208	2:04.247
291	29.044	2:02.775	291	31.575	2:03.588	312	35.478	2:03.243	17	39.605	2:03.493	17	40.998	2:03.025
312	30.595	2:03.515	312	32.394	2:02.856	17	36.124	2:03.048	312	40.228	2:04.762	312	41.817	2:03.221
17	31.117	2:04.552	17	33.235	2:03.175	264	37.767	2:09.489	264	41.341	2:03.586	264	43.381	2:03.672
68	39.544	2:05.190	68	44.530	2:06.043	68	48.556	2:04.185	16	56.344	2:07.226	11	58.585	2:03.755
16	40.452	2:04.719	16	45.017	2:05.622	16	49.130	2:04.272	11	56.462	2:06.972	16	1:05.375	2:10.663
11	41.157	2:05.707	11	45.390	2:05.290	11	49.502	2:04.271	68	57.677	2:09.133	15	1:05.741	2:07.230
15	44.762	2:06.085	15	49.738	2:06.033	15	54.920	2:05.341	15	1:00.143	2:05.235	68	1:06.291	2:10.246
21	45.692	2:09.508	21	50.331	2:05.696	9	58.175	2:05.157	21	1:03.904	2:04.999	21	1:07.459	2:05.187
9	46.503	2:05.685	9	53.177	2:07.731	21	58.917	2:08.745	9	1:04.313	2:06.150	9	1:08.102	2:05.421
58	49.683	2:06.641	58	56.227	2:07.601	58	1:02.272	2:06.204	58	1:08.136	2:05.876	58	1:12.115	2:05.611
85	1:08.107	2:12.331	85	1:18.849	2:11.799	85	1:27.478	2:08.788	38	1:35.326	2:07.104	85	1:41.139	2:07.047
38	1:08.737	2:11.196	38	1:19.132	2:11.452	38	1:28.234	2:09.261	85	1:35.724	2:08.258	38	1:41.935	2:08.241

Weather / Track : Bright / Dry

BRSCC Mazda MX5 Championship - 3B

RACE 19 - LAP ANALYSIS

DIFF = Difference To Personal Best Lap

P1 96 Charles MUGGLESTONE				
LAP	LAP TIME	DIFF	MPH	TIME OF DAY
1 -	2:03.743	4.559	72.36	16:32:19.729
2 -	1:59.184 (1)		75.13	16:34:18.913
3 -	1:59.675 (3)	0.491	74.82	16:36:18.588
4 -	1:59.623 (2)	0.439	74.85	16:38:18.211
5 -	2:00.359	1.175	74.39	16:40:18.570
6 -	2:00.013	0.829	74.61	16:42:18.583
7 -	2:01.057	1.873	73.96	16:44:19.640
8 -	2:00.159	0.975	74.52	16:46:19.799
9 -	2:00.012	0.828	74.61	16:48:19.811
10 -	2:01.632	2.448	73.61	16:50:21.443

P2 51 Oliver ATTARD				
LAP	LAP TIME	DIFF	MPH	TIME OF DAY
1 -	2:09.196	9.461	69.30	16:32:25.182
2 -	1:59.951 (2)	0.216	74.65	16:34:25.133
3 -	2:02.061	2.326	73.36	16:36:27.194
4 -	1:59.735 (1)		74.78	16:38:26.929
5 -	2:01.222	1.487	73.86	16:40:28.151
6 -	2:00.687	0.952	74.19	16:42:28.838
7 -	2:00.039 (3)	0.304	74.59	16:44:28.877
8 -	2:01.082	1.347	73.95	16:46:29.959
9 -	2:00.812	1.077	74.11	16:48:30.771
10 -	2:01.562	1.827	73.66	16:50:32.333

P3 56 Thomas JENKINS				
LAP	LAP TIME	DIFF	MPH	TIME OF DAY
1 -	2:05.285	4.044	71.47	16:32:21.271
2 -	2:01.489 (2)	0.248	73.70	16:34:22.760
3 -	2:01.703	0.462	73.57	16:36:24.463
4 -	2:01.738	0.497	73.55	16:38:26.201
5 -	2:02.681	1.440	72.98	16:40:28.882
6 -	2:01.241 (1)		73.85	16:42:30.123
7 -	2:02.540	1.299	73.07	16:44:32.663
8 -	2:01.618 (3)	0.377	73.62	16:46:34.281
9 -	2:01.832	0.591	73.49	16:48:36.113
10 -	2:02.275	1.034	73.23	16:50:38.388

P4 37 Tim DORE (M)				
LAP	LAP TIME	DIFF	MPH	TIME OF DAY
1 -	2:06.540	6.227	70.76	16:32:22.526
2 -	2:00.714 (2)	0.401	74.17	16:34:23.240
3 -	2:02.875	2.562	72.87	16:36:26.115
4 -	2:00.313 (1)		74.42	16:38:26.428
5 -	2:02.165	1.852	73.29	16:40:28.593
6 -	2:01.784	1.471	73.52	16:42:30.377
7 -	2:02.642	2.329	73.01	16:44:33.019
8 -	2:01.635 (3)	1.322	73.61	16:46:34.654
9 -	2:02.297	1.984	73.21	16:48:36.951
10 -	2:01.995	1.682	73.40	16:50:38.946

P5 25 Ivan LEARY (M)				
LAP	LAP TIME	DIFF	MPH	TIME OF DAY
1 -	2:07.388	6.151	70.29	16:32:23.374
2 -	2:02.602	1.365	73.03	16:34:25.976
3 -	2:02.322	1.085	73.20	16:36:28.298
4 -	2:02.253	1.016	73.24	16:38:30.551
5 -	2:01.598 (3)	0.361	73.63	16:40:32.149
6 -	2:01.324 (2)	0.087	73.80	16:42:33.473

DIFF = Difference To Personal Best Lap

7 -	2:01.635	0.398	73.61	16:44:35.108
8 -	2:01.763	0.526	73.54	16:46:36.871
9 -	2:01.237 (1)		73.85	16:48:38.108
10 -	2:01.913	0.676	73.44	16:50:40.021

P6 90 Bruce ROBINSON (M)				
LAP	LAP TIME	DIFF	MPH	TIME OF DAY
1 -	2:10.454	9.790	68.64	16:32:26.440
2 -	2:01.691	1.027	73.58	16:34:28.131
3 -	2:01.883	1.219	73.46	16:36:30.014
4 -	2:03.089	2.425	72.74	16:38:33.103
5 -	2:01.241 (3)	0.577	73.85	16:40:34.344
6 -	2:01.287	0.623	73.82	16:42:35.631
7 -	2:01.485	0.821	73.70	16:44:37.116
8 -	2:01.751	1.087	73.54	16:46:38.867
9 -	2:00.789 (2)	0.125	74.13	16:48:39.656
10 -	2:00.664 (1)		74.20	16:50:40.320

P7 27 Christian DANN				
LAP	LAP TIME	DIFF	MPH	TIME OF DAY
1 -	2:08.022	7.121	69.94	16:32:24.008
2 -	2:00.937 (2)	0.036	74.04	16:34:24.945
3 -	2:02.881	1.980	72.87	16:36:27.826
4 -	2:01.760	0.859	73.54	16:38:29.586
5 -	2:01.728	0.827	73.56	16:40:31.314
6 -	2:01.286 (3)	0.385	73.82	16:42:32.600
7 -	2:00.901 (1)		74.06	16:44:33.501
8 -	2:01.715	0.814	73.56	16:46:35.216
9 -	2:01.454	0.553	73.72	16:48:36.670
10 -	2:04.150	3.249	72.12	16:50:40.820

P8 20 Christopher GINN (M)				
LAP	LAP TIME	DIFF	MPH	TIME OF DAY
1 -	2:10.360	9.176	68.68	16:32:26.346
2 -	2:01.316 (2)	0.132	73.81	16:34:27.662
3 -	2:03.011	1.827	72.79	16:36:30.673
4 -	2:01.336 (3)	0.152	73.79	16:38:32.009
5 -	2:02.490	1.306	73.10	16:40:34.499
6 -	2:02.444	1.260	73.13	16:42:36.943
7 -	2:01.184 (1)		73.89	16:44:38.127
8 -	2:01.428	0.244	73.74	16:46:39.555
9 -	2:02.108	0.924	73.33	16:48:41.663
10 -	2:01.390	0.206	73.76	16:50:43.053

P9 246 Bill RAWLES				
LAP	LAP TIME	DIFF	MPH	TIME OF DAY
1 -	2:12.532	11.589	67.56	16:32:28.518
2 -	2:01.836	0.893	73.49	16:34:30.354
3 -	2:03.590	2.647	72.45	16:36:33.944
4 -	2:01.395 (3)	0.452	73.76	16:38:35.339
5 -	2:01.149 (2)	0.206	73.91	16:40:36.488
6 -	2:00.943 (1)		74.03	16:42:37.431
7 -	2:04.792	3.849	71.75	16:44:42.223
8 -	2:02.461	1.518	73.12	16:46:44.684
9 -	2:03.010	2.067	72.79	16:48:47.694
10 -	2:03.226	2.283	72.66	16:50:50.920

P10 45 Graham RUMSEY (M)				
LAP	LAP TIME	DIFF	MPH	TIME OF DAY
1 -	2:08.890	7.412	69.47	16:32:24.876

Weather / Track : Bright / Dry

Donington Park GP

Circuit Length = 2.4873 miles

Start: 16:30 Flag 16:50 End: 16:52

BRSCC Mazda MX5 Championship - 3B

RACE 19 - LAP ANALYSIS

DIFF = Difference To Personal Best Lap

2 -	2:02.586	1.108	73.04	16:34:27.462
3 -	2:02.410	0.932	73.15	16:36:29.872
4 -	2:01.910 (2)	0.432	73.45	16:38:31.782
5 -	2:05.557	4.079	71.31	16:40:37.339
6 -	2:01.478 (1)		73.71	16:42:38.817
7 -	2:02.184 (3)	0.706	73.28	16:44:41.001
8 -	2:04.085	2.607	72.16	16:46:45.086
9 -	2:03.208	1.730	72.67	16:48:48.294
10 -	2:02.972	1.494	72.81	16:50:51.266

P11 53 Jonathan FIELDSEND (M)

LAP	LAP TIME	DIFF	MPH	TIME OF DAY
1 -	2:12.167	10.320	67.75	16:32:28.153
2 -	2:01.847 (1)		73.48	16:34:30.000
3 -	2:03.575	1.728	72.46	16:36:33.575
4 -	2:02.899 (3)	1.052	72.86	16:38:36.474
5 -	2:03.138	1.291	72.71	16:40:39.612
6 -	2:03.074	1.227	72.75	16:42:42.686
7 -	2:03.003	1.156	72.79	16:44:45.689
8 -	2:02.864 (2)	1.017	72.88	16:46:48.553
9 -	2:03.268	1.421	72.64	16:48:51.821
10 -	2:03.019	1.172	72.78	16:50:54.840

P12 180 Peter TYLER (M)

LAP	LAP TIME	DIFF	MPH	TIME OF DAY
1 -	2:10.089	8.607	68.83	16:32:26.075
2 -	2:01.867 (2)	0.385	73.47	16:34:27.942
3 -	2:03.106	1.624	72.73	16:36:31.048
4 -	2:01.482 (1)		73.71	16:38:32.530
5 -	2:02.955	1.473	72.82	16:40:35.485
6 -	2:01.880 (3)	0.398	73.46	16:42:37.365
7 -	2:11.068	9.586	68.31	16:44:48.433
8 -	2:03.315	1.833	72.61	16:46:51.748
9 -	2:02.684	1.202	72.98	16:48:54.432
10 -	2:03.425	1.943	72.54	16:50:57.857

P13 291 Luke SOUCH

LAP	LAP TIME	DIFF	MPH	TIME OF DAY
1 -	2:13.444	11.060	67.10	16:32:29.430
2 -	2:05.177	2.793	71.53	16:34:34.607
3 -	2:03.007	0.623	72.79	16:36:37.614
4 -	2:03.266	0.882	72.64	16:38:40.880
5 -	2:03.972	1.588	72.22	16:40:44.852
6 -	2:02.775 (2)	0.391	72.93	16:42:47.627
7 -	2:03.588	1.204	72.45	16:44:51.215
8 -	2:02.805 (3)	0.421	72.91	16:46:54.020
9 -	2:02.384 (1)		73.16	16:48:56.404
10 -	2:04.247	1.863	72.06	16:51:00.651

P14 17 Andrew MACGREGOR (M)

LAP	LAP TIME	DIFF	MPH	TIME OF DAY
1 -	2:13.019	9.994	67.31	16:32:29.005
2 -	2:04.493	1.468	71.92	16:34:33.498
3 -	2:04.457	1.432	71.94	16:36:37.955
4 -	2:03.322	0.297	72.61	16:38:41.277
5 -	2:03.871	0.846	72.28	16:40:45.148
6 -	2:04.552	1.527	71.89	16:42:49.700
7 -	2:03.175 (3)	0.150	72.69	16:44:52.875
8 -	2:03.048 (2)	0.023	72.77	16:46:55.923
9 -	2:03.493	0.468	72.50	16:48:59.416
10 -	2:03.025 (1)		72.78	16:51:02.441

DIFF = Difference To Personal Best Lap

P15 264 William BREAME				
LAP	LAP TIME	DIFF	MPH	TIME OF DAY
1 -	2:13.491	11.177	67.07	16:32:29.477
2 -	2:02.500 (3)	0.186	73.09	16:34:31.977
3 -	2:02.788	0.474	72.92	16:36:34.765
4 -	2:02.314 (1)		73.20	16:38:37.079
5 -	2:04.142	1.828	72.13	16:40:41.221
6 -	2:02.355 (2)	0.041	73.18	16:42:43.576
7 -	2:04.501	2.187	71.92	16:44:48.077
8 -	2:09.489	7.175	69.15	16:46:57.566
9 -	2:03.586	1.272	72.45	16:49:01.152
10 -	2:03.672	1.358	72.40	16:51:04.824

P16 312 Peter LANCASTER (M)

LAP	LAP TIME	DIFF	MPH	TIME OF DAY
1 -	2:13.140	10.284	67.25	16:32:29.126
2 -	2:04.021	1.165	72.20	16:34:33.147
3 -	2:03.871	1.015	72.28	16:36:37.018
4 -	2:03.410	0.554	72.55	16:38:40.428
5 -	2:05.235	2.379	71.50	16:40:45.663
6 -	2:03.515	0.659	72.49	16:42:49.178
7 -	2:02.856 (1)		72.88	16:44:52.034
8 -	2:03.243 (3)	0.387	72.65	16:46:55.277
9 -	2:04.762	1.906	71.77	16:49:00.039
10 -	2:03.221 (2)	0.365	72.66	16:51:03.260

P17 11 Mark BOND

LAP	LAP TIME	DIFF	MPH	TIME OF DAY
1 -	2:18.939	15.184	64.44	16:32:34.925
2 -	2:04.025 (3)	0.270	72.19	16:34:38.950
3 -	2:04.013 (2)	0.258	72.20	16:36:42.963
4 -	2:06.693	2.938	70.67	16:38:49.656
5 -	2:04.377	0.622	71.99	16:40:54.033
6 -	2:05.707	1.952	71.23	16:42:59.740
7 -	2:05.290	1.535	71.46	16:45:05.030
8 -	2:04.271	0.516	72.05	16:47:09.301
9 -	2:06.972	3.217	70.52	16:49:16.273
10 -	2:03.755 (1)		72.35	16:51:20.028

P18 16 Neil MACGREGOR (M)

LAP	LAP TIME	DIFF	MPH	TIME OF DAY
1 -	2:17.437	13.907	65.15	16:32:33.423
2 -	2:03.530 (1)		72.48	16:34:36.953
3 -	2:04.793	1.263	71.75	16:36:41.746
4 -	2:05.033	1.503	71.61	16:38:46.779
5 -	2:07.537	4.007	70.21	16:40:54.316
6 -	2:04.719 (3)	1.189	71.79	16:42:59.035
7 -	2:05.622	2.092	71.28	16:45:04.657
8 -	2:04.272 (2)	0.742	72.05	16:47:08.929
9 -	2:07.226	3.696	70.38	16:49:16.155
10 -	2:10.663	7.133	68.53	16:51:26.818

P19 15 Rob MUGGLESTONE

LAP	LAP TIME	DIFF	MPH	TIME OF DAY
1 -	2:18.262	14.220	64.76	16:32:34.248
2 -	2:04.132 (2)	0.090	72.13	16:34:38.380
3 -	2:04.042 (1)		72.18	16:36:42.422
4 -	2:08.150	4.108	69.87	16:38:50.572
5 -	2:06.688	2.646	70.68	16:40:57.260

Weather / Track : Bright / Dry

Donington Park GP

Circuit Length = 2.4873 miles

Start: 16:30 Flag 16:50 End: 16:52

BRSCC Mazda MX5 Championship - 3B

RACE 19 - LAP ANALYSIS

DIFF = Difference To Personal Best Lap

6 -	2:06.085	2.043	71.01	16:43:03.345
7 -	2:06.033	1.991	71.04	16:45:09.378
8 -	2:05.341	1.299	71.44	16:47:14.719
9 -	2:05.235 (3)	1.193	71.50	16:49:19.954
10 -	2:07.230	3.188	70.38	16:51:27.184

P20 68 Ashley HEATH (M)

LAP	LAP TIME	DIFF	MPH	TIME OF DAY
1 -	2:15.692	11.507	65.99	16:32:31.678
2 -	2:04.839 (3)	0.654	71.72	16:34:36.517
3 -	2:04.340 (2)	0.155	72.01	16:36:40.857
4 -	2:05.104	0.919	71.57	16:38:45.961
5 -	2:06.976	2.791	70.52	16:40:52.937
6 -	2:05.190	1.005	71.52	16:42:58.127
7 -	2:06.043	1.858	71.04	16:45:04.170
8 -	2:04.185 (1)		72.10	16:47:08.355
9 -	2:09.133	4.948	69.34	16:49:17.488
10 -	2:10.246	6.061	68.75	16:51:27.734

P21 21 Chris MOLLOY

LAP	LAP TIME	DIFF	MPH	TIME OF DAY
1 -	2:19.298	16.211	64.28	16:32:35.284
2 -	2:05.524	2.437	71.33	16:34:40.808
3 -	2:03.087 (1)		72.74	16:36:43.895
4 -	2:05.193	2.106	71.52	16:38:49.088
5 -	2:05.679	2.592	71.24	16:40:54.767
6 -	2:09.508	6.421	69.14	16:43:04.275
7 -	2:05.696	2.609	71.23	16:45:09.971
8 -	2:08.745	5.658	69.55	16:47:18.716
9 -	2:04.999 (2)	1.912	71.63	16:49:23.715
10 -	2:05.187 (3)	2.100	71.52	16:51:28.902

P22 9 James LOVE

LAP	LAP TIME	DIFF	MPH	TIME OF DAY
1 -	2:14.730	10.260	66.46	16:32:30.716
2 -	2:04.470 (1)		71.94	16:34:35.186
3 -	2:06.196	1.726	70.95	16:36:41.382
4 -	2:11.819	7.349	67.92	16:38:53.201
5 -	2:06.200	1.730	70.95	16:40:59.401
6 -	2:05.685	1.215	71.24	16:43:05.086
7 -	2:07.731	3.261	70.10	16:45:12.817
8 -	2:05.157 (2)	0.687	71.54	16:47:17.974
9 -	2:06.150	1.680	70.98	16:49:24.124
10 -	2:05.421 (3)	0.951	71.39	16:51:29.545

P23 58 Dale WHITEMAN (M)

LAP	LAP TIME	DIFF	MPH	TIME OF DAY
1 -	2:20.644	15.033	63.66	16:32:36.630
2 -	2:06.233	0.622	70.93	16:34:42.863
3 -	2:05.616 (2)	0.005	71.28	16:36:48.479
4 -	2:07.070	1.459	70.46	16:38:55.549
5 -	2:06.076	0.465	71.02	16:41:01.625
6 -	2:06.641	1.030	70.70	16:43:08.266
7 -	2:07.601	1.990	70.17	16:45:15.867
8 -	2:06.204	0.593	70.95	16:47:22.071
9 -	2:05.876 (3)	0.265	71.13	16:49:27.947
10 -	2:05.611 (1)		71.28	16:51:33.558

DIFF = Difference To Personal Best Lap

LAP	LAP TIME	DIFF	MPH	TIME OF DAY
1 -	2:22.509	15.462	62.83	16:32:38.495
2 -	2:09.291	2.244	69.25	16:34:47.786
3 -	2:08.893	1.846	69.47	16:36:56.679
4 -	2:08.249 (2)	1.202	69.82	16:39:04.928
5 -	2:09.431	2.384	69.18	16:41:14.359
6 -	2:12.331	5.284	67.66	16:43:26.690
7 -	2:11.799	4.752	67.94	16:45:38.489
8 -	2:08.788	1.741	69.52	16:47:47.277
9 -	2:08.258 (3)	1.211	69.81	16:49:55.535
10 -	2:07.047 (1)		70.48	16:52:02.582

P25 38 Andrew DEAN

LAP	LAP TIME	DIFF	MPH	TIME OF DAY
1 -	2:21.611	14.507	63.23	16:32:37.597
2 -	2:09.534	2.430	69.12	16:34:47.131
3 -	2:09.269	2.165	69.26	16:36:56.400
4 -	2:11.800	4.696	67.93	16:39:08.200
5 -	2:07.924 (2)	0.820	69.99	16:41:16.124
6 -	2:11.196	4.092	68.25	16:43:27.320
7 -	2:11.452	4.348	68.11	16:45:38.772
8 -	2:09.261	2.157	69.27	16:47:48.033
9 -	2:07.104 (1)		70.44	16:49:55.137
10 -	2:08.241 (3)	1.137	69.82	16:52:03.378

P26 78 Richard BARTLETT (M)

LAP	LAP TIME	DIFF	MPH	TIME OF DAY
1 -	2:15.520	11.665	66.07	16:32:31.506
2 -	2:04.786 (3)	0.931	71.75	16:34:36.292
3 -	2:03.855 (1)		72.29	16:36:40.147
4 -	2:08.599	4.744	69.63	16:38:48.746
5 -	2:04.457 (2)	0.602	71.94	16:40:53.203

P27 10 Thomas MALLETT

LAP	LAP TIME	DIFF	MPH	TIME OF DAY
1 -	2:10.973	9.070	68.36	16:32:26.959
2 -	2:02.205 (2)	0.302	73.27	16:34:29.164
3 -	2:02.968 (3)	1.065	72.81	16:36:32.132
4 -	2:01.903 (1)		73.45	16:38:34.035
5 -	2:21.357 P	19.454	63.34	16:40:55.392

P28 42 Toby OWEN

LAP	LAP TIME	DIFF	MPH	TIME OF DAY
1 -	2:19.473	15.820	64.20	16:32:35.459
2 -	2:06.096 (2)	2.443	71.01	16:34:41.555
3 -	2:03.653 (1)		72.41	16:36:45.208
4 -	2:20.042 P	16.389	63.94	16:39:05.250

Weather / Track : Bright / Dry

Results can be found at www.tsl-timing.com

Page 3 of 3

Donington Park GP
Circuit Length = 2.4873 miles
Start: 16:30 Flag 16:50 End: 16:52

Printed - 16:57 Sunday, 18 August 2019

BRSCC Mazda MX5 Championship - 3B

RACE 19 - POSITION CHART

No	Name	Lap Pos												
			1	2	3	4	5	6	7	8	9	10		
25	LEARY (M)	1	96	96	96	96	96	96	96	96	96	96	96	96
56	JENKINS	2	56	56	56	56	51	51	51	51	51	51	51	51
45	RUMSEY (M)	3	37	37	37	37	37	56	56	56	56	56	56	56
96	MUGGLESTONE	4	25	27	51	51	56	37	37	37	27	37	37	37
37	DORE (M)	5	27	51	27	27	27	27	27	27	27	37	25	25
51	ATTARD	6	45	25	25	25	25	25	25	25	25	25	25	90
27	DANN	7	51	45	45	45	90	90	90	90	90	90	90	27
180	TYLER (M)	8	180	20	90	20	20	20	20	20	20	20	20	20
90	ROBINSON (M)	9	20	180	20	180	180	180	45	246	246	246	246	246
20	GINN (M)	10	90	90	180	90	246	246	246	45	45	45	45	45
246	RAWLES	11	10	10	10	10	45	45	53	53	53	53	53	53
53	FIELDSEND (M)	12	53	53	53	246	53	53	264	180	180	180	180	180
10	MALLETT	13	246	246	246	53	264	264	180	291	291	291	291	291
17	MACGREGOR (M)	14	17	264	264	264	291	291	291	312	17	17	17	17
312	LANCASTER (M)	15	312	312	312	312	17	312	312	17	312	312	312	312
11	BOND	16	291	17	291	291	312	17	17	264	264	264	264	264
264	BREAME	17	264	291	17	17	68	68	68	68	16	11	11	11
291	SOUCH	18	9	9	78	68	78	16	16	16	11	16	16	16
9	LOVE	19	78	78	68	16	11	11	11	11	68	15	15	15
78	BARTLETT (M)	20	68	68	9	78	16	15	15	15	15	68	68	68
15	MUGGLESTONE	21	16	16	16	21	21	21	21	9	21	21	21	21
42	OWEN	22	15	15	15	11	10	9	9	21	9	9	9	9
38	DEAN	23	11	11	11	15	15	58	58	58	58	58	58	58
58	WHITEMAN (M)	24	21	21	21	9	9	85	85	85	38	85	85	85
68	HEATH (M)	25	42	42	42	58	58	38	38	38	85	38	38	38
85	PETTIGREW	26	58	58	58	85	85							
21	MOLLOY	27	38	38	38	42	38							
16	MACGREGOR (M)	28	85	85	85	38								

Weather / Track : Bright / Dry

Results can be found at www.tsl-timing.com

Donington Park GP
 Circuit Length = 2.4873 miles
 Start: 16:30 Flag 16:50 End: 16:52

Printed - 16:57 Sunday, 18 August 2019

BRSCC Mazda MX5 Championship - 3B

RACE 19 - STATISTICS

Competitors Started 28
Planned Start 2019-08-18 @ 16:40:00.000
Actual Start 2019-08-18 @ 16:30:15.985
Finish Time 2019-08-18 @ 16:50:18.258
Track Length 2.4873mi.
Total Laps 264
Total Distance Covered 656.6601mi.

Session Fastest Lap History

NO	NAME	LAP TIME	TIME OF DAY	LAP	VEHICLE
96	Charles MUGGLESTONE	1:59.184	16:34:18.927	2	Mazda MX-5 Mk1

Session Leader History

NO	NAME	FROM LAP	LAPS LED	DISTANCE	VEHICLE
96	Charles MUGGLESTONE	1	10	24.83 miles	Mazda MX-5 Mk1

Flag History

TYPE	TIME OF DAY
GREEN	16:30:15.985
FINISH	16:50:18.258

Flag Statistics

TYPE	COUNT	TOTAL LAPS	TOTAL TIME
Green	1	10	21:53.249
Red	0	0	0.000
Safety Car	0	0	0.000
FCY	0	0	0.000

Weather / Track : Bright / Dry

These results are provisional until the conclusion of any judicial and technical matters.

Donington Park GP
Circuit Length = 2.4873 miles
Start: 16:30 Flag 16:50 End: 16:52

Clerk Of Course :		Timekeeper :
-------------------	--	--------------