



# BRSCC MAZDA MX-5 SUPERCUP

**Croft Circuit**

**6<sup>th</sup> / 7<sup>th</sup> July 2019**



Results Provided by Timing Solutions Ltd  
[www.tsl-timing.com](http://www.tsl-timing.com)



## BRSCC Mazda MX-5 Super Cup

### QUALIFYING - RACE 6 - CLASSIFICATION

POS	NO	NAME	ENTRY	TIME	ON	LAPS	GAP	DIFF	MPH
1	43	Jack HARDING	Mazda MX-5 Mk3	1:36.263	2	11			79.47
2	1	Luke HERBERT	Mazda MX-5 Mk3	1:36.520	3	11	0.257	0.257	79.25
3	56*	Steve ROBERTS	Mazda MX-5 Mk3	1:36.659	10	11	0.396	0.139	79.14
4	29	Patrick FLETCHER	Mazda MX-5 Mk3	1:36.733	6	12	0.470	0.074	79.08
5	8	Aidan HILLS	Mazda MX-5 Mk3	1:36.839	2	11	0.576	0.106	78.99
6	91	Jack SYCAMORE	Mazda MX-5 Mk3	1:37.582	3	10	1.319	0.743	78.39
7	62	Will STEPHENSON	Mazda MX-5 MK3	1:37.723	11	11	1.460	0.141	78.28
8	223*	Garry TOWNSEND (M)	Mazda MX-5 Mk3	1:38.242	2	11	1.979	0.519	77.86
9	99	Nick RUTTER (M)	Mazda MX-5 Mk3	1:38.753	3	11	2.490	0.511	77.46
10	40	Raymond WORLEY (M)	Mazda MX-5 Mk3	1:39.400	3	11	3.137	0.647	76.96
11	36	David HENDERSON	Mazda MX-5 Mk3	1:39.447	5	11	3.184	0.047	76.92
12	44*	Bradley KENT	Mazda MX-5 Mk3	1:39.693	2	11	3.430	0.246	76.73
13	69	George GRANT (M)	Mazda MX-5 Mk3	1:40.884	9	10	4.621	1.191	75.83
14	96	Christopher RICHARDSON	Mazda MX-5 Mk3	1:41.954	8	11	5.691	1.070	75.03

No. 56 - 1 Lap time disallowed; exceeding track limits.  
 No. 44 - 3 Lap times disallowed; exceeding track limits.  
 No. 223 - 4 Lap times disallowed; exceeding track limits.

Croft

Circuit Length = 2.1250 miles

Start: 11:43 Flag 12:03 End: 12:05

Weather / Track : Bright / Dry

These results are provisional until the conclusion of any judicial and technical matters.

Clerk Of Course :

Timekeeper :


**BRSCC Mazda MX-5 Super Cup**
**QUALIFYING - RACE 11 - 2ND FASTEST CLASSIFICATION**

POS	NO	NAME	ENTRY	TIME	ON	LAPS	GAP	DIFF	MPH
1	43	Jack HARDING	Mazda MX-5 Mk3	1:36.529	8	11			79.25
2	1	Luke HERBERT	Mazda MX-5 Mk3	1:36.681	5	11	0.152	0.152	79.12
3	56*	Steve ROBERTS	Mazda MX-5 Mk3	1:36.754	3	11	0.225	0.073	79.06
4	8	Aidan HILLS	Mazda MX-5 Mk3	1:36.888	6	11	0.359	0.134	78.95
5	29	Patrick FLETCHER	Mazda MX-5 Mk3	1:36.958	3	12	0.429	0.070	78.90
6	62	Will STEPHENSON	Mazda MX-5 Mk3	1:37.969	3	11	1.440	1.011	78.08
7	91	Jack SYCAMORE	Mazda MX-5 Mk3	1:38.104	4	10	1.575	0.135	77.97
8	223*	Garry TOWNSEND (M)	Mazda MX-5 Mk3	1:38.329	6	11	1.800	0.225	77.80
9	99	Nick RUTTER (M)	Mazda MX-5 Mk3	1:39.151	2	11	2.622	0.822	77.15
10	36	David HENDERSON	Mazda MX-5 Mk3	1:39.601	3	11	3.072	0.450	76.80
11	44*	Bradley KENT	Mazda MX-5 Mk3	1:39.781	10	11	3.252	0.180	76.66
12	40	Raymond WORLEY (M)	Mazda MX-5 Mk3	1:40.316	1	11	3.787	0.535	76.26
13	69	George GRANT (M)	Mazda MX-5 Mk3	1:41.574	8	10	5.045	1.258	75.31
14	96	Christopher RICHARDSON	Mazda MX-5 Mk3	1:42.600	3	11	6.071	1.026	74.56

No. 56 - 1 Lap time disallowed; exceeding track limits.

No. 44 - 3 Lap times disallowed; exceeding track limits.

No. 223 - 4 Lap times disallowed; exceeding track limits.

Croft

Circuit Length = 2.1250 miles

Start: 11:43 Flag 12:03 End: 12:05

Weather / Track : Bright / Dry

These results are provisional until the conclusion of any judicial and technical matters.

Clerk Of Course :

Timekeeper :

# BRSCC Mazda MX-5 Super Cup

## QUALIFYING - RACE 6 & 11 - LAP ANALYSIS

DIFF = Difference To Personal Best Lap

P1 43 Jack HARDING				
LAP	LAP TIME	DIFF	MPH	TIME OF DAY
1 -	1:45.829	9.566	72.28	11:47:35.380
2 -	<b>1:36.263 (1)</b>		<b>79.47</b>	<b>11:49:11.643</b>
3 -	1:36.663 (3)	0.400	79.14	11:50:48.306
4 -	1:37.055	0.792	78.82	11:52:25.361
5 -	1:37.281	1.018	78.63	11:54:02.642
6 -	1:36.873	0.610	78.97	11:55:39.515
7 -	1:59.098	22.835	64.23	11:57:38.613
8 -	1:36.529 (2)	0.266	79.25	11:59:15.142
9 -	1:37.445	1.182	78.50	12:00:52.587
10 -	1:36.713	0.450	79.10	12:02:29.300
11 -	1:37.681	1.418	78.31	12:04:06.981

P2 1 Luke HERBERT				
LAP	LAP TIME	DIFF	MPH	TIME OF DAY
1 -	1:36.992	0.472	78.87	11:47:04.629
2 -	1:37.004	0.484	78.86	11:48:41.633
3 -	<b>1:36.520 (1)</b>		<b>79.25</b>	<b>11:50:18.153</b>
4 -	1:36.694 (3)	0.174	79.11	11:51:54.847
5 -	1:36.681 (2)	0.161	79.12	11:53:31.528
6 -	1:47.167	10.647	71.38	11:55:18.695
7 -	2:09.438	32.918	59.10	11:57:28.133
8 -	1:37.070	0.550	78.81	11:59:05.203
9 -	1:38.620	2.100	77.57	12:00:43.823
10 -	1:37.194	0.674	78.70	12:02:21.017
11 -	1:37.376	0.856	78.56	12:03:58.393

P3 56 Steve ROBERTS				
LAP	LAP TIME	DIFF	MPH	TIME OF DAY
1 -	<del>1:36.958</del> D	0.299	78.90	11:47:14.917
2 -	1:36.901	0.242	78.94	11:48:51.818
3 -	1:36.754 (2)	0.095	79.06	11:50:28.572
4 -	1:37.020	0.361	78.85	11:52:05.592
5 -	1:39.589	2.930	76.81	11:53:45.181
6 -	1:36.787 (3)	0.128	79.04	11:55:21.968
7 -	1:51.681	15.022	68.49	11:57:13.649
8 -	1:36.941	0.282	78.91	11:58:50.590
9 -	1:45.567	8.908	72.46	12:00:36.157
10 -	<b>1:36.659 (1)</b>		<b>79.14</b>	<b>12:02:12.816</b>
11 -	1:41.415	4.756	75.43	12:03:54.231

P4 29 Patrick FLETCHER				
LAP	LAP TIME	DIFF	MPH	TIME OF DAY
1 -	1:37.480	0.747	78.47	11:47:00.829
2 -	1:37.282	0.549	78.63	11:48:38.111
3 -	1:36.958 (2)	0.225	78.90	11:50:15.069
4 -	1:37.119 (3)	0.386	78.77	11:51:52.188
5 -	1:39.936	3.203	76.54	11:53:32.124
6 -	<b>1:36.733 (1)</b>		<b>79.08</b>	<b>11:55:08.857</b>
7 -	1:37.275	0.542	78.64	11:56:46.132
8 -	1:37.209	0.476	78.69	11:58:23.341
9 -	1:38.230	1.497	77.87	12:00:01.571
10 -	1:38.027	1.294	78.04	12:01:39.598
11 -	1:37.173	0.440	78.72	12:03:16.771
12 -	1:59.987 P	23.254	63.75	12:05:16.758

DIFF = Difference To Personal Best Lap

P5 8 Aidan HILLS				
LAP	LAP TIME	DIFF	MPH	TIME OF DAY
1 -	1:51.823	14.984	68.41	11:48:15.534
2 -	<b>1:36.839 (1)</b>		<b>78.99</b>	<b>11:49:52.373</b>
3 -	1:37.259	0.420	78.65	11:51:29.632
4 -	1:36.995	0.156	78.87	11:53:06.627
5 -	1:36.959	0.120	78.90	11:54:43.586
6 -	1:36.888 (2)	0.049	78.95	11:56:20.474
7 -	1:40.084	3.245	76.43	11:58:00.558
8 -	1:39.501	2.662	76.88	11:59:40.059
9 -	1:36.906 (3)	0.067	78.94	12:01:16.965
10 -	1:37.575	0.736	78.40	12:02:54.540
11 -	1:37.358	0.519	78.57	12:04:31.898

P6 91 Jack SYCAMORE				
LAP	LAP TIME	DIFF	MPH	TIME OF DAY
1 -	1:51.292	13.710	68.73	11:48:14.666
2 -	1:38.597 (3)	1.015	77.58	11:49:53.263
3 -	<b>1:37.582 (1)</b>		<b>78.39</b>	<b>11:51:30.845</b>
4 -	1:38.104 (2)	0.522	77.97	11:53:08.949
5 -	1:38.693	1.111	77.51	11:54:47.642
6 -	1:36.184 P		79.53	11:56:23.826
7 -	3:15.381	1:37.799	39.15	11:59:39.207
8 -	1:40.115	2.533	76.41	12:01:19.322
9 -	1:39.030	1.448	77.25	12:02:58.352
10 -	1:39.194	1.612	77.12	12:04:37.546

P7 62 Will STEPHENSON				
LAP	LAP TIME	DIFF	MPH	TIME OF DAY
1 -	1:38.951	1.228	77.31	11:47:25.491
2 -	1:39.299	1.576	77.04	11:49:04.790
3 -	1:37.969 (2)	0.246	78.08	11:50:42.759
4 -	1:35.351 P		80.23	11:52:18.110
5 -	2:22.636	44.913	53.63	11:54:40.746
6 -	1:38.408	0.685	77.73	11:56:19.154
7 -	1:40.823	3.100	75.87	11:57:59.977
8 -	1:37.976 (3)	0.253	78.08	11:59:37.953
9 -	1:42.562	4.839	74.58	12:01:20.515
10 -	1:38.637	0.914	77.55	12:02:59.152
11 -	<b>1:37.723 (1)</b>		<b>78.28</b>	<b>12:04:36.875</b>

P8 223 Garry TOWNSEND (M)				
LAP	LAP TIME	DIFF	MPH	TIME OF DAY
1 -	1:39.354 (3)	1.112	76.99	11:47:20.526
2 -	<b>1:38.242 (1)</b>		<b>77.86</b>	<b>11:48:58.768</b>
3 -	<del>1:38.098</del> D		77.98	11:50:36.866
4 -	<del>1:42.105</del> D	3.863	74.92	11:52:18.971
5 -	1:44.607	6.365	73.13	11:54:03.578
6 -	1:38.329 (2)	0.087	77.80	11:55:41.907
7 -	1:52.777	14.535	67.83	11:57:34.684
8 -	<del>1:38.934</del> D	0.689	77.32	11:59:13.615
9 -	1:40.459	2.217	76.15	12:00:54.074
10 -	1:52.532	14.290	67.98	12:02:46.606
11 -	<del>1:38.723</del> D	0.481	77.49	12:04:25.329

P9 99 Nick RUTTER (M)				
LAP	LAP TIME	DIFF	MPH	TIME OF DAY
1 -	1:44.120	5.367	73.47	11:47:24.466
2 -	1:39.151 (2)	0.398	77.15	11:49:03.617
3 -	<b>1:38.753 (1)</b>		<b>77.46</b>	<b>11:50:42.370</b>

Weather / Track : Bright / Dry

Croft  
Circuit Length = 2.1250 miles  
Start: 11:43 Flag 12:03 End: 12:05

# BRSCC Mazda MX-5 Super Cup

## QUALIFYING - RACE 6 & 11 - LAP ANALYSIS

DIFF = Difference To Personal Best Lap

4 -	1:40.343	1.590	76.23	11:52:22.713
5 -	1:40.295	1.542	76.27	11:54:03.008
6 -	1:39.573	0.820	76.82	11:55:42.581
7 -	1:40.858	2.105	75.85	11:57:23.439
8 -	1:40.610	1.857	76.03	11:59:04.049
9 -	1:40.477	1.724	76.13	12:00:44.526
10 -	1:42.842	4.089	74.38	12:02:27.368
11 -	1:39.295 (3)	0.542	77.04	12:04:06.663

### P10 40 Raymond WORLEY (M)

LAP	LAP TIME	DIFF	MPH	TIME OF DAY
1 -	1:40.316 (2)	0.916	76.26	11:47:11.402
2 -	1:41.269	1.869	75.54	11:48:52.671
3 -	<b>1:39.400 (1)</b>		<b>76.96</b>	<b>11:50:32.071</b>
4 -	1:38.836 P		77.40	11:52:10.907
5 -	2:46.603	1:07.203	45.91	11:54:57.510
6 -	1:40.485	1.085	76.13	11:56:37.995
7 -	1:40.440 (3)	1.040	76.16	11:58:18.435
8 -	1:43.367	3.967	74.00	12:00:01.802
9 -	1:42.078	2.678	74.94	12:01:43.880
10 -	1:41.152	1.752	75.62	12:03:25.032
11 -	1:41.745	2.345	75.18	12:05:06.777

### P11 36 David HENDERSON

LAP	LAP TIME	DIFF	MPH	TIME OF DAY
1 -	1:40.956	1.509	75.77	11:47:25.221
2 -	1:40.745	1.298	75.93	11:49:05.966
3 -	1:39.601 (2)	0.154	76.80	11:50:45.567
4 -	1:40.640	1.193	76.01	11:52:26.207
5 -	<b>1:39.447 (1)</b>		<b>76.92</b>	<b>11:54:05.654</b>
6 -	1:39.698 (3)	0.251	76.73	11:55:45.352
7 -	1:39.946	0.499	76.54	11:57:25.298
8 -	1:40.220	0.773	76.33	11:59:05.518
9 -	1:40.002	0.555	76.49	12:00:45.520
10 -	1:39.852	0.405	76.61	12:02:25.372
11 -	1:40.783	1.336	75.90	12:04:06.155

### P12 44 Bradley KENT

LAP	LAP TIME	DIFF	MPH	TIME OF DAY
1 -	1:40.094 (3)	0.401	76.42	11:47:05.675
2 -	<b>1:39.693 (1)</b>		<b>76.73</b>	<b>11:48:45.368</b>
3 -	1:40.220	0.527	76.33	11:50:25.588
4 -	1:41.068 D	1.375	75.69	11:52:06.656
5 -	1:37.584 P		78.39	11:53:44.240
6 -	2:55.521	1:15.828	43.58	11:56:39.761
7 -	1:39.354 D		76.99	11:58:19.115
8 -	1:40.233 D	0.540	76.32	11:59:59.348
9 -	1:41.127	1.434	75.64	12:01:40.475
10 -	1:39.781 (2)	0.088	76.66	12:03:20.256
11 -	1:40.330	0.637	76.24	12:05:00.586

### P13 69 George GRANT (M)

LAP	LAP TIME	DIFF	MPH	TIME OF DAY
1 -	1:42.254	1.370	74.81	11:47:12.644
2 -	1:39.914 P		76.56	11:48:52.558
3 -	2:15.087 P	34.203	56.63	11:51:07.645
4 -	2:35.921	55.037	49.06	11:53:43.566
5 -	1:41.580 (3)	0.696	75.31	11:55:25.146
6 -	1:42.020	1.136	74.98	11:57:07.166
7 -	1:41.664	0.780	75.24	11:58:48.830
8 -	1:41.574 (2)	0.690	75.31	12:00:30.404

DIFF = Difference To Personal Best Lap

9 -	<b>1:40.884 (1)</b>		<b>75.83</b>	<b>12:02:11.288</b>
10 -	1:44.030	3.146	73.53	12:03:55.318

### P14 96 Christopher RICHARDSON

LAP	LAP TIME	DIFF	MPH	TIME OF DAY
1 -	1:46.343	4.389	71.93	11:47:26.081
2 -	1:42.648 (3)	0.694	74.52	11:49:08.729
3 -	1:42.600 (2)	0.646	74.56	11:50:51.329
4 -	1:43.643	1.689	73.81	11:52:34.972
5 -	1:48.052	6.098	70.80	11:54:23.024
6 -	1:55.867	13.913	66.02	11:56:18.891
7 -	1:42.675	0.721	74.50	11:58:01.566
8 -	<b>1:41.954 (1)</b>		<b>75.03</b>	<b>11:59:43.520</b>
9 -	1:42.733	0.779	74.46	12:01:26.253
10 -	1:44.756	2.802	73.02	12:03:11.009
11 -	1:43.482	1.528	73.92	12:04:54.491

Weather / Track : Bright / Dry

Croft

Circuit Length = 2.1250 miles

Start: 11:43 Flag 12:03 End: 12:05

# BRSCC Mazda MX-5 Super Cup

## QUALIFYING - RACE 6 & 11 - STATISTICS

**Competitors Started** 14  
**Planned Start** 2019-07-06 @ 12:00:00.000  
**Actual Start** 2019-07-06 @ 11:43:46.281  
**Finish Time** 2019-07-06 @ 12:03:51.037  
**Track Length** 2.1250mi.  
**Total Laps** 153  
**Total Distance Covered** 325.1291mi.

### Session Fastest Lap History

NO	NAME	LAP TIME	TIME OF DAY	LAP	VEHICLE
29	Patrick FLETCHER	1:37.480	11:47:00.841	1	Mazda MX-5 Mk3
1	Luke HERBERT	1:36.992	11:47:04.643	1	Mazda MX-5 Mk3
56	Steve ROBERTS	1:36.901	11:48:51.835	2	Mazda MX-5 Mk3
43	Jack HARDING	1:36.263	11:49:11.661	2	Mazda MX-5 Mk3

### Flag History

TYPE	TIME OF DAY
GREEN	11:43:46.281
FINISH	12:03:51.037

### Flag Statistics

TYPE	COUNT	TOTAL LAPS	TOTAL TIME
Green	1	12	21:54.607
Red	0	0	0.000
Safety Car	0	0	0.000
FCY	0	0	0.000

Weather / Track : Bright / Dry

These results are provisional until the conclusion of any judicial and technical matters.

Croft

Circuit Length = 2.1250 miles

Start: 11:43 Flag 12:03 End: 12:05


Clerk Of Course :

Timekeeper :



# BRSCC Mazda MX-5 Super Cup

## RACE 6 - GRID (20 minutes)

ROW 7	13	1:40.884	<b>69</b> George GRANT (M)	14	1:41.954	<b>96</b> Christopher RICHARDSON
ROW 6		1:39.447	11 <b>36</b> David HENDERSON		1:39.693	12 <b>44</b> Bradley KENT
ROW 5	9	1:38.753	<b>99</b> Nick RUTTER (M)	10	1:39.400	<b>40</b> Raymond WORLEY (M)
ROW 4		1:37.723	7 <b>62</b> Will STEPHENSON		1:38.242	8 <b>223</b> Garry TOWNSEND (M)
ROW 3	5	1:36.839	<b>8</b> Aidan HILLS	6	1:37.582	<b>91</b> Jack SYCAMORE
ROW 2		1:36.659	3 <b>56</b> Steve ROBERTS		1:36.733	4 <b>29</b> Patrick FLETCHER
ROW 1	1	1:36.263	<b>43</b> Jack HARDING	2	1:36.520	<b>1</b> Luke HERBERT
<b>Pole</b>						
						

Croft  
 Circuit Length = 2.1250 miles

These results are provisional until the conclusion of any judicial and technical matters.

Clerk Of Course :		Timekeeper :
-------------------	--	--------------


Results can be found at [www.tsl-timing.com](http://www.tsl-timing.com)

Printed - 12:12 Saturday, 06 July 2019



# BRSCC Mazda MX-5 Super Cup

## RACE 11 - GRID (20 minutes)

ROW 7	13	1:41.574	<b>69</b> George GRANT (M)	14	1:42.600	<b>96</b> Christopher RICHARDSON		
ROW 6			11	1:39.781	<b>44</b> Bradley KENT	12	1:40.316	<b>40</b> Raymond WORLEY (M)
ROW 5	9	1:39.151	<b>99</b> Nick RUTTER (M)	10	1:39.601	<b>36</b> David HENDERSON		
ROW 4			7	1:38.104	<b>91</b> Jack SYCAMORE	8	1:38.329	<b>223</b> Garry TOWNSEND (M)
ROW 3	5	1:36.958	<b>29</b> Patrick FLETCHER	6	1:37.969	<b>62</b> Will STEPHENSON		
ROW 2			3	1:36.754	<b>56</b> Steve ROBERTS	4	1:36.888	<b>8</b> Aidan HILLS
ROW 1	1	1:36.529	<b>43</b> Jack HARDING	2	1:36.681	<b>1</b> Luke HERBERT		
<b>Pole</b>								
								

Croft  
 Circuit Length = 2.1250 miles

These results are provisional until the conclusion of any judicial and technical matters.

Clerk Of Course :		Timekeeper :
-------------------	--	--------------

Results can be found at [www.tsl-timing.com](http://www.tsl-timing.com)

Printed - 12:13 Saturday, 06 July 2019





# BRSCC Mazda MX-5 Super Cup

## RACE 6 - CLASSIFICATION

POS	NO	NAME	ENTRY	LAPS	TIME	GAP	DIFF	MPH	BEST	ON
1	43	Jack HARDING	Mazda MX-5 Mk3	13	21:10.417			78.28	<b>1:36.720</b>	13
2	8	Aidan HILLS	Mazda MX-5 Mk3	13	21:11.593	1.176	1.176	78.20	<b>1:36.469</b>	2
3	1	Luke HERBERT	Mazda MX-5 Mk3	13	21:11.883	1.466	0.290	78.19	<b>1:36.429</b>	11
4	29	Patrick FLETCHER	Mazda MX-5 Mk3	13	21:12.239	1.822	0.356	78.17	<b>1:36.625</b>	11
5	56	Steve ROBERTS	Mazda MX-5 Mk3	13	21:12.532	2.115	0.293	78.15	<b>1:36.591</b>	12
6	62	Will STEPHENSON	Mazda MX-5 MK3	13	21:24.244	13.827	11.712	77.43	<b>1:37.593</b>	2
7	91	Jack SYCAMORE	Mazda MX-5 Mk3	13	21:28.740	18.323	4.496	77.16	<b>1:37.521</b>	2
8	223	Garry TOWNSEND (M)	Mazda MX-5 Mk3	13	21:37.980	27.563	9.240	76.61	<b>1:38.470</b>	3
9	36	David HENDERSON	Mazda MX-5 Mk3	13	21:38.512	28.095	0.532	76.58	<b>1:38.793</b>	4
10	99	Nick RUTTER (M)	Mazda MX-5 Mk3	13	21:38.985	28.568	0.473	76.56	<b>1:38.736</b>	4
11	44	Bradley KENT	Mazda MX-5 Mk3	13	21:39.495	29.078	0.510	76.53	<b>1:38.676</b>	3
12	69	George GRANT (M)	Mazda MX-5 Mk3	13	22:00.039	49.622	20.544	75.33	<b>1:39.395</b>	2
13	40	Raymond WORLEY (M)	Mazda MX-5 Mk3	13	22:00.763	50.346	0.724	75.29	<b>1:38.750</b>	2
14	96	Christopher RICHARDSON	Mazda MX-5 Mk3	13	22:09.661	59.244	8.898	74.79	<b>1:39.360</b>	2

### FASTEST LAP

1	Luke HERBERT	Mazda MX-5 Mk3	11	1:36.429	79.33 mph	127.67 kph
---	--------------	----------------	----	----------	-----------	------------

Weather / Track : Sunny / Dry

These results are provisional until the conclusion of any judicial and technical matters.

Croft

Circuit Length = 2.1250 miles

Start: 17:08 Flag 17:29 End: 17:31

Clerk Of Course :	Steward :	Timekeeper :
-------------------	-----------	--------------

Results can be found at [www.tsl-timing.com](http://www.tsl-timing.com)

Printed - 17:34 Saturday, 06 July 2019

# BRSCC Mazda MX-5 Super Cup

## RACE 6 - LAP CHART

LAP 1 @ 17:10:32.773			LAP 2 @ 17:12:09.966			LAP 3 @ 17:13:47.759			LAP 4 @ 17:15:25.285			LAP 5 @ 17:17:02.649		
NO	BEHIND	LAP TIME	NO	BEHIND	LAP TIME	NO	BEHIND	LAP TIME	NO	BEHIND	LAP TIME	NO	BEHIND	LAP TIME
<b>43</b>		1:42.956	<b>43</b>		1:37.193	<b>43</b>		1:37.793	<b>43</b>		1:37.526	<b>43</b>		1:37.364
<b>1</b>	0.436	1:43.392	<b>1</b>	0.393	1:37.150	<b>1</b>	0.394	1:37.794	<b>1</b>	0.184	1:37.316	<b>1</b>	0.729	1:37.909
<b>8</b>	1.476	1:44.432	<b>8</b>	0.752	1:36.469	<b>8</b>	0.620	1:37.661	<b>8</b>	0.747	1:37.653	<b>8</b>	1.157	1:37.774
<b>56</b>	2.136	1:45.092	<b>56</b>	1.876	1:36.933	<b>56</b>	0.846	1:36.763	<b>56</b>	1.180	1:37.860	<b>56</b>	1.645	1:37.829
<b>29</b>	2.269	1:45.225	<b>29</b>	2.497	1:37.421	<b>29</b>	1.570	1:36.866	<b>29</b>	1.525	1:37.481	<b>29</b>	1.874	1:37.713
<b>91</b>	2.759	1:45.715	<b>91</b>	3.087	1:37.521	<b>91</b>	3.210	1:37.916	<b>62</b>	4.165	1:38.043	<b>62</b>	5.019	1:38.218
<b>62</b>	3.089	1:46.045	<b>62</b>	3.489	1:37.593	<b>62</b>	3.648	1:37.952	<b>91</b>	4.560	1:38.876	<b>91</b>	5.560	1:38.364
<b>223</b>	3.495	1:46.451	<b>223</b>	5.737	1:39.435	<b>223</b>	6.414	1:38.470	<b>223</b>	7.712	1:38.824	<b>223</b>	9.319	1:38.971
<b>99</b>	3.812	1:46.768	<b>99</b>	6.239	1:39.620	<b>99</b>	7.577	1:39.131	<b>99</b>	8.787	1:38.736	<b>99</b>	10.302	1:38.879
<b>36</b>	5.167	1:48.123	<b>36</b>	6.920	1:38.946	<b>36</b>	8.226	1:39.099	<b>36</b>	9.493	1:38.793	<b>36</b>	11.047	1:38.918
<b>69</b>	5.979	1:48.935	<b>44</b>	7.994	1:38.961	<b>44</b>	8.877	1:38.676	<b>44</b>	10.092	1:38.741	<b>44</b>	11.577	1:38.849
<b>44</b>	6.226	1:49.182	<b>69</b>	8.181	1:39.395	<b>69</b>	10.305	1:39.917	<b>69</b>	12.789	1:40.010	<b>40</b>	16.648	1:40.852
<b>40</b>	7.294	1:50.250	<b>40</b>	8.851	1:38.750	<b>40</b>	10.584	1:39.526	<b>40</b>	13.160	1:40.102	<b>69</b>	16.950	1:41.525
<b>96</b>	8.358	1:51.314	<b>96</b>	10.525	1:39.360	<b>96</b>	12.522	1:39.790	<b>96</b>	16.288	1:41.292	<b>96</b>	19.558	1:40.634

Weather / Track : Sunny / Dry

Results can be found at [www.tsl-timing.com](http://www.tsl-timing.com)

Page 1 of 3

Croft

Circuit Length = 2.1250 miles

Start: 17:08 Flag 17:29 End: 17:31

Printed - 17:38 Saturday, 06 July 2019

# BRSCC Mazda MX-5 Super Cup

## RACE 6 - LAP CHART

LAP 6 @ 17:18:40.144			LAP 7 @ 17:20:17.788			LAP 8 @ 17:21:55.421			LAP 9 @ 17:23:32.571			LAP 10 @ 17:25:09.327		
NO	BEHIND	LAP TIME	NO	BEHIND	LAP TIME	NO	BEHIND	LAP TIME	NO	BEHIND	LAP TIME	NO	BEHIND	LAP TIME
43		1:37.495	43		1:37.644	43		1:37.633	43		1:37.150	43		1:36.756
1	0.293	1:37.059	1	0.497	1:37.848	1	0.446	1:37.582	8	0.566	1:36.986	8	0.622	1:36.812
8	0.793	1:37.131	8	1.072	1:37.923	8	0.730	1:37.291	1	1.642	1:38.346	1	1.667	1:36.781
56	0.826	1:36.676	56	1.296	1:38.114	56	1.131	1:37.468	29	2.063	1:37.598	29	2.035	1:36.728
29	1.282	1:36.903	29	1.541	1:37.903	29	1.615	1:37.707	56	2.561	1:38.580	56	2.561	1:36.756
62	5.536	1:38.012	62	5.749	1:37.857	62	6.077	1:37.961	62	7.804	1:38.877	62	9.554	1:38.506
91	6.251	1:38.186	91	6.771	1:38.164	91	7.512	1:38.374	91	9.422	1:39.060	91	11.274	1:38.608
223	10.895	1:39.071	223	13.332	1:40.081	223	14.852	1:39.153	223	17.110	1:39.408	223	19.685	1:39.331
99	12.008	1:39.201	99	14.047	1:39.683	36	15.707	1:39.260	36	17.540	1:38.983	36	20.542	1:39.758
36	12.469	1:38.917	36	14.080	1:39.255	99	16.399	1:39.985	99	18.233	1:38.984	99	21.229	1:39.752
44	13.318	1:39.236	44	14.674	1:39.000	44	16.881	1:39.840	44	19.320	1:39.589	44	21.695	1:39.131
40	19.464	1:40.311	40	22.623	1:40.803	69	26.865	1:41.601	69	30.912	1:41.197	69	37.004	1:42.848
69	20.185	1:40.730	69	22.897	1:40.356	96	27.859	1:41.365	96	31.129	1:40.420	40	37.949	1:41.412
96	22.366	1:40.303	96	24.127	1:39.405	40	28.386	1:43.396	40	33.293	1:42.057	96	46.009	1:51.636

Weather / Track : Sunny / Dry

Results can be found at [www.tsl-timing.com](http://www.tsl-timing.com)

Page 2 of 3

Croft  
Circuit Length = 2.1250 miles  
Start: 17:08 Flag 17:29 End: 17:31

Printed - 17:38 Saturday, 06 July 2019

# BRSCC Mazda MX-5 Super Cup

## RACE 6 - LAP CHART

LAP 11 @ 17:26:46.085			LAP 12 @ 17:28:23.514			LAP 13 @ 17:30:00.234		
NO	BEHIND	LAP TIME	NO	BEHIND	LAP TIME	NO	BEHIND	LAP TIME
43		1:36.758	43		1:37.429	43		1:36.720
8	0.609	1:36.745	8	0.592	1:37.412	8	1.176	1:37.304
1	1.338	1:36.429	1	0.771	1:36.862	1	1.466	1:37.415
29	1.902	1:36.625	29	1.383	1:36.910	29	1.822	1:37.159
56	2.542	1:36.739	56	1.704	1:36.591	56	2.115	1:37.131
62	10.985	1:38.189	62	12.300	1:38.744	62	13.827	1:38.247
91	13.553	1:39.037	91	16.119	1:39.995	91	18.323	1:38.924
223	22.559	1:39.632	223	24.683	1:39.553	223	27.563	1:39.600
36	22.771	1:38.987	36	24.912	1:39.570	36	28.095	1:39.903
99	23.299	1:38.828	99	25.902	1:40.032	99	28.568	1:39.386
44	23.988	1:39.051	44	26.626	1:40.067	44	29.078	1:39.172
69	40.726	1:40.480	69	44.781	1:41.484	69	49.622	1:41.561
40	41.652	1:40.461	40	45.221	1:40.998	40	50.346	1:41.845
96	51.808	1:42.557	96	55.359	1:40.980	96	59.244	1:40.605

Weather / Track : Sunny / Dry

Results can be found at [www.tsl-timing.com](http://www.tsl-timing.com)

Page 3 of 3

Croft  
Circuit Length = 2.1250 miles  
Start: 17:08 Flag 17:29 End: 17:31

Printed - 17:38 Saturday, 06 July 2019

# BRSCC Mazda MX-5 Super Cup

## RACE 6 - LAP ANALYSIS

DIFF = Difference To Personal Best Lap

<b>P1 43 Jack HARDING</b>				
LAP	LAP TIME	DIFF	MPH	TIME OF DAY
1 -	1:42.956	6.236	74.30	17:10:32.773
2 -	1:37.193	0.473	78.71	17:12:09.966
3 -	1:37.793	1.073	78.22	17:13:47.759
4 -	1:37.526	0.806	78.44	17:15:25.285
5 -	1:37.364	0.644	78.57	17:17:02.649
6 -	1:37.495	0.775	78.46	17:18:40.144
7 -	1:37.644	0.924	78.34	17:20:17.788
8 -	1:37.633	0.913	78.35	17:21:55.421
9 -	1:37.150	0.430	78.74	17:23:32.571
10 -	1:36.756 (2)	0.036	79.06	17:25:09.327
11 -	1:36.758 (3)	0.038	79.06	17:26:46.085
12 -	1:37.429	0.709	78.51	17:28:23.514
13 -	<b>1:36.720 (1)</b>		<b>79.09</b>	<b>17:30:00.234</b>

<b>P2 8 Aidan HILLS</b>				
LAP	LAP TIME	DIFF	MPH	TIME OF DAY
1 -	1:44.432	7.963	73.25	17:10:34.249
2 -	<b>1:36.469 (1)</b>		<b>79.30</b>	<b>17:12:10.718</b>
3 -	1:37.661	1.192	78.33	17:13:48.379
4 -	1:37.653	1.184	78.33	17:15:26.032
5 -	1:37.774	1.305	78.24	17:17:03.806
6 -	1:37.131	0.662	78.76	17:18:40.937
7 -	1:37.923	1.454	78.12	17:20:18.860
8 -	1:37.291	0.822	78.63	17:21:56.151
9 -	1:36.986	0.517	78.87	17:23:33.137
10 -	1:36.812 (3)	0.343	79.02	17:25:09.949
11 -	1:36.745 (2)	0.276	79.07	17:26:46.694
12 -	1:37.412	0.943	78.53	17:28:24.106
13 -	1:37.304	0.835	78.62	17:30:01.410

<b>P3 1 Luke HERBERT</b>				
LAP	LAP TIME	DIFF	MPH	TIME OF DAY
1 -	1:43.392	6.963	73.99	17:10:33.209
2 -	1:37.150	0.721	78.74	17:12:10.359
3 -	1:37.794	1.365	78.22	17:13:48.153
4 -	1:37.316	0.887	78.61	17:15:25.469
5 -	1:37.909	1.480	78.13	17:17:03.378
6 -	1:37.059	0.630	78.81	17:18:40.437
7 -	1:37.848	1.419	78.18	17:20:18.285
8 -	1:37.582	1.153	78.39	17:21:55.867
9 -	1:38.346	1.917	77.78	17:23:34.213
10 -	1:36.781 (2)	0.352	79.04	17:25:10.994
11 -	<b>1:36.429 (1)</b>		<b>79.33</b>	<b>17:26:47.423</b>
12 -	1:36.862 (3)	0.433	78.97	17:28:24.285
13 -	1:37.415	0.986	78.53	17:30:01.700

<b>P4 29 Patrick FLETCHER</b>				
LAP	LAP TIME	DIFF	MPH	TIME OF DAY
1 -	1:45.225	8.600	72.70	17:10:35.042
2 -	1:37.421	0.796	78.52	17:12:12.463
3 -	1:36.866 (3)	0.241	78.97	17:13:49.329
4 -	1:37.481	0.856	78.47	17:15:26.810
5 -	1:37.713	1.088	78.29	17:17:04.523
6 -	1:36.903	0.278	78.94	17:18:41.426
7 -	1:37.903	1.278	78.13	17:20:19.329
8 -	1:37.707	1.082	78.29	17:21:57.036
9 -	1:37.598	0.973	78.38	17:23:34.634
10 -	1:36.728 (2)	0.103	79.08	17:25:11.362
11 -	<b>1:36.625 (1)</b>		<b>79.17</b>	<b>17:26:47.987</b>

DIFF = Difference To Personal Best Lap

12 -	1:36.910	0.285	78.94	17:28:24.897
13 -	1:37.159	0.534	78.73	17:30:02.056

<b>P5 56 Steve ROBERTS</b>				
LAP	LAP TIME	DIFF	MPH	TIME OF DAY
1 -	1:45.092	8.501	72.79	17:10:34.909
2 -	1:36.933	0.342	78.92	17:12:11.842
3 -	1:36.763	0.172	79.06	17:13:48.605
4 -	1:37.860	1.269	78.17	17:15:26.465
5 -	1:37.829	1.238	78.19	17:17:04.294
6 -	1:36.676 (2)	0.085	79.13	17:18:40.970
7 -	1:38.114	1.523	77.97	17:20:19.084
8 -	1:37.468	0.877	78.48	17:21:56.552
9 -	1:38.580	1.989	77.60	17:23:35.132
10 -	1:36.756	0.165	79.06	17:25:11.888
11 -	1:36.739 (3)	0.148	79.07	17:26:48.627
12 -	<b>1:36.591 (1)</b>		<b>79.20</b>	<b>17:28:25.218</b>
13 -	1:37.131	0.540	78.76	17:30:02.349

<b>P6 62 Will STEPHENSON</b>				
LAP	LAP TIME	DIFF	MPH	TIME OF DAY
1 -	1:46.045	8.452	72.13	17:10:35.862
2 -	<b>1:37.593 (1)</b>		<b>78.38</b>	<b>17:12:13.455</b>
3 -	1:37.952 (3)	0.359	78.10	17:13:51.407
4 -	1:38.043	0.450	78.02	17:15:29.450
5 -	1:38.218	0.625	77.88	17:17:07.668
6 -	1:38.012	0.419	78.05	17:18:45.680
7 -	1:37.857 (2)	0.264	78.17	17:20:23.537
8 -	1:37.961	0.368	78.09	17:22:01.498
9 -	1:38.877	1.284	77.36	17:23:40.375
10 -	1:38.506	0.913	77.66	17:25:18.881
11 -	1:38.189	0.596	77.91	17:26:57.070
12 -	1:38.744	1.151	77.47	17:28:35.814
13 -	1:38.247	0.654	77.86	17:30:14.061

<b>P7 91 Jack SYCAMORE</b>				
LAP	LAP TIME	DIFF	MPH	TIME OF DAY
1 -	1:45.715	8.194	72.36	17:10:35.532
2 -	<b>1:37.521 (1)</b>		<b>78.44</b>	<b>17:12:13.053</b>
3 -	1:37.916 (2)	0.395	78.12	17:13:50.969
4 -	1:38.876	1.355	77.37	17:15:29.845
5 -	1:38.364	0.843	77.77	17:17:08.209
6 -	1:38.186	0.665	77.91	17:18:46.395
7 -	1:38.164 (3)	0.643	77.93	17:20:24.559
8 -	1:38.374	0.853	77.76	17:22:02.933
9 -	1:39.060	1.539	77.22	17:23:41.993
10 -	1:38.608	1.087	77.58	17:25:20.601
11 -	1:39.037	1.516	77.24	17:26:59.638
12 -	1:39.995	2.474	76.50	17:28:39.633
13 -	1:38.924	1.403	77.33	17:30:18.557

<b>P8 223 Garry TOWNSEND (M)</b>				
LAP	LAP TIME	DIFF	MPH	TIME OF DAY
1 -	1:46.451	7.981	71.86	17:10:36.268
2 -	1:39.435	0.965	76.93	17:12:15.703
3 -	<b>1:38.470 (1)</b>		<b>77.68</b>	<b>17:13:54.173</b>
4 -	1:38.824 (2)	0.354	77.41	17:15:32.997
5 -	1:38.971 (3)	0.501	77.29	17:17:11.968
6 -	1:39.071	0.601	77.21	17:18:51.039
7 -	1:40.081	1.611	76.43	17:20:31.120
8 -	1:39.153	0.683	77.15	17:22:10.273

Weather / Track : Sunny / Dry

Croft

Circuit Length = 2.1250 miles

Start: 17:08 Flag 17:29 End: 17:31

# BRSCC Mazda MX-5 Super Cup

## RACE 6 - LAP ANALYSIS

DIFF = Difference To Personal Best Lap

9 -	1:39.408	0.938	76.95	17:23:49.681
10 -	1:39.331	0.861	77.01	17:25:29.012
11 -	1:39.632	1.162	76.78	17:27:08.644
12 -	1:39.553	1.083	76.84	17:28:48.197
13 -	1:39.600	1.130	76.80	17:30:27.797

### P9 36 David HENDERSON

LAP	LAP TIME	DIFF	MPH	TIME OF DAY
1 -	1:48.123	9.330	70.75	17:10:37.940
2 -	1:38.946	0.153	77.31	17:12:16.886
3 -	1:39.099	0.306	77.19	17:13:55.985
<b>4 -</b>	<b>1:38.793 (1)</b>		<b>77.43</b>	<b>17:15:34.778</b>
5 -	1:38.918 (3)	0.125	77.33	17:17:13.696
6 -	1:38.917 (2)	0.124	77.33	17:18:52.613
7 -	1:39.255	0.462	77.07	17:20:31.868
8 -	1:39.260	0.467	77.07	17:22:11.128
9 -	1:38.983	0.190	77.28	17:23:50.111
10 -	1:39.758	0.965	76.68	17:25:29.869
11 -	1:38.987	0.194	77.28	17:27:08.856
12 -	1:39.570	0.777	76.83	17:28:48.426
13 -	1:39.903	1.110	76.57	17:30:28.329

### P10 99 Nick RUTTER (M)

LAP	LAP TIME	DIFF	MPH	TIME OF DAY
1 -	1:46.768	8.032	71.65	17:10:36.585
2 -	1:39.620	0.884	76.79	17:12:16.205
3 -	1:39.131	0.395	77.17	17:13:55.336
<b>4 -</b>	<b>1:38.736 (1)</b>		<b>77.48</b>	<b>17:15:34.072</b>
5 -	1:38.879 (3)	0.143	77.36	17:17:12.951
6 -	1:39.201	0.465	77.11	17:18:52.152
7 -	1:39.683	0.947	76.74	17:20:31.835
8 -	1:39.985	1.249	76.51	17:22:11.820
9 -	1:38.984	0.248	77.28	17:23:50.804
10 -	1:39.752	1.016	76.69	17:25:30.556
11 -	1:38.828 (2)	0.092	77.40	17:27:09.384
12 -	1:40.032	1.296	76.47	17:28:49.416
13 -	1:39.386	0.650	76.97	17:30:28.802

### P11 44 Bradley KENT

LAP	LAP TIME	DIFF	MPH	TIME OF DAY
1 -	1:49.182	10.506	70.06	17:10:38.999
2 -	1:38.961	0.285	77.30	17:12:17.960
<b>3 -</b>	<b>1:38.676 (1)</b>		<b>77.52</b>	<b>17:13:56.636</b>
4 -	1:38.741 (2)	0.065	77.47	17:15:35.377
5 -	1:38.849 (3)	0.173	77.39	17:17:14.226
6 -	1:39.236	0.560	77.08	17:18:53.462
7 -	1:39.000	0.324	77.27	17:20:32.462
8 -	1:39.840	1.164	76.62	17:22:12.302
9 -	1:39.589	0.913	76.81	17:23:51.891
10 -	1:39.131	0.455	77.17	17:25:31.022
11 -	1:39.051	0.375	77.23	17:27:10.073
12 -	1:40.067	1.391	76.44	17:28:50.140
13 -	1:39.172	0.496	77.13	17:30:29.312

### P12 69 George GRANT (M)

LAP	LAP TIME	DIFF	MPH	TIME OF DAY
1 -	1:48.935	9.540	70.22	17:10:38.752
<b>2 -</b>	<b>1:39.395 (1)</b>		<b>76.96</b>	<b>17:12:18.147</b>
3 -	1:39.917 (2)	0.522	76.56	17:13:58.064
4 -	1:40.010 (3)	0.615	76.49	17:15:38.074
5 -	1:41.525	2.130	75.35	17:17:19.599

DIFF = Difference To Personal Best Lap

6 -	1:40.730	1.335	75.94	17:19:00.329
7 -	1:40.356	0.961	76.22	17:20:40.685
8 -	1:41.601	2.206	75.29	17:22:22.286
9 -	1:41.197	1.802	75.59	17:24:03.483
10 -	1:42.848	3.453	74.38	17:25:46.331
11 -	1:40.480	1.085	76.13	17:27:26.811
12 -	1:41.484	2.089	75.38	17:29:08.295
13 -	1:41.561	2.166	75.32	17:30:49.856

### P13 40 Raymond WORLEY (M)

LAP	LAP TIME	DIFF	MPH	TIME OF DAY
1 -	1:50.250	11.500	69.38	17:10:40.067
<b>2 -</b>	<b>1:38.750 (1)</b>		<b>77.46</b>	<b>17:12:18.817</b>
3 -	1:39.526 (2)	0.776	76.86	17:13:58.343
4 -	1:40.102 (3)	1.352	76.42	17:15:38.445
5 -	1:40.852	2.102	75.85	17:17:19.297
6 -	1:40.311	1.561	76.26	17:18:59.608
7 -	1:40.803	2.053	75.89	17:20:40.411
8 -	1:43.396	4.646	73.98	17:22:23.807
9 -	1:42.057	3.307	74.95	17:24:05.864
10 -	1:41.412	2.662	75.43	17:25:47.276
11 -	1:40.461	1.711	76.14	17:27:27.737
12 -	1:40.998	2.248	75.74	17:29:08.735
13 -	1:41.845	3.095	75.11	17:30:50.580

### P14 96 Christopher RICHARDSON

LAP	LAP TIME	DIFF	MPH	TIME OF DAY
1 -	1:51.314	11.954	68.72	17:10:41.131
<b>2 -</b>	<b>1:39.360 (1)</b>		<b>76.99</b>	<b>17:12:20.491</b>
3 -	1:39.790 (3)	0.430	76.66	17:14:00.281
4 -	1:41.292	1.932	75.52	17:15:41.573
5 -	1:40.634	1.274	76.01	17:17:22.207
6 -	1:40.303	0.943	76.26	17:19:02.510
7 -	1:39.405 (2)	0.045	76.95	17:20:41.915
8 -	1:41.365	2.005	75.47	17:22:23.280
9 -	1:40.420	1.060	76.18	17:24:03.700
10 -	1:51.636	12.276	68.52	17:25:55.336
11 -	1:42.557	3.197	74.59	17:27:37.893
12 -	1:40.980	1.620	75.75	17:29:18.873
13 -	1:40.605	1.245	76.04	17:30:59.478

Weather / Track : Sunny / Dry

Croft

Circuit Length = 2.1250 miles

Start: 17:08 Flag 17:29 End: 17:31

# BRSCC Mazda MX-5 Super Cup

## RACE 6 - STATISTICS

**Competitors Started** 14  
**Planned Start** 2019-07-06 @ 16:45:00.000  
**Actual Start** 2019-07-06 @ 17:08:49.816  
**Finish Time** 2019-07-06 @ 17:29:57.126  
**Track Length** 2.1250mi.  
**Total Laps** 182  
**Total Distance Covered** 386.7549mi.

### Session Fastest Lap History

NO	NAME	LAP TIME	TIME OF DAY	LAP	VEHICLE
43	Jack HARDING	1:42.956	17:10:32.791	1	Mazda MX-5 Mk3
43	Jack HARDING	1:37.193	17:12:09.985	2	Mazda MX-5 Mk3
1	Luke HERBERT	1:37.150	17:12:10.373	2	Mazda MX-5 Mk3
8	Aidan HILLS	1:36.469	17:12:10.731	2	Mazda MX-5 Mk3
1	Luke HERBERT	1:36.429	17:26:47.437	11	Mazda MX-5 Mk3

### Session Leader History

NO	NAME	FROM LAP	LAPS LED	DISTANCE	VEHICLE
43	Jack HARDING	1	13	27.62 miles	Mazda MX-5 Mk3

### Flag History

TYPE	TIME OF DAY
GREEN	17:08:49.816
FINISH	17:29:57.126

### Flag Statistics

TYPE	COUNT	TOTAL LAPS	TOTAL TIME
Green	1	13	22:36.596
Red	0	0	0.000
Safety Car	0	0	0.000
FCY	0	0	0.000

Weather / Track : Sunny / Dry

These results are provisional until the conclusion of any judicial and technical matters.

Croft

Circuit Length = 2.1250 miles

Start: 17:08 Flag 17:29 End: 17:31

Clerk Of Course :

Timekeeper :



# BRSCC Mazda MX-5 Super Cup

## RACE 11 - CLASSIFICATION

POS	NO	NAME	ENTRY	LAPS	TIME	GAP	DIFF	MPH	BEST	ON
1	43	Jack HARDING	Mazda MX-5 Mk3	13	21:05.615			78.57	<b>1:36.140</b>	2
2	1	Luke HERBERT	Mazda MX-5 Mk3	13	21:05.961	<b>0.346</b>	0.346	78.55	<b>1:36.005</b>	2
3	56	Steve ROBERTS	Mazda MX-5 Mk3	13	21:06.459	<b>0.844</b>	0.498	78.52	<b>1:36.123</b>	2
4	29*	Patrick FLETCHER	Mazda MX-5 Mk3	13	21:11.618	<b>6.003</b>	5.159	78.20	<b>1:36.378</b>	12
5	8*	Aidan HILLS	Mazda MX-5 Mk3	13	21:13.729	<b>8.114</b>	2.111	78.07	<b>1:36.032</b>	2
6	62*	Will STEPHENSON	Mazda MX-5 MK3	13	21:24.221	<b>18.606</b>	10.492	77.44	<b>1:37.175</b>	2
7	223	Garry TOWNSEND (M)	Mazda MX-5 Mk3	13	21:30.581	<b>24.966</b>	6.360	77.05	<b>1:38.418</b>	6
8	36	David HENDERSON	Mazda MX-5 Mk3	13	21:30.944	<b>25.329</b>	0.363	77.03	<b>1:38.274</b>	6
9	99	Nick RUTTER (M)	Mazda MX-5 Mk3	13	21:32.804	<b>27.189</b>	1.860	76.92	<b>1:38.158</b>	9
10	44	Bradley KENT	Mazda MX-5 Mk3	13	21:39.960	<b>34.345</b>	7.156	76.50	<b>1:38.687</b>	2
11	40	Raymond WORLEY (M)	Mazda MX-5 Mk3	13	21:49.090	<b>43.475</b>	9.130	75.96	<b>1:39.022</b>	2
12	69	George GRANT (M)	Mazda MX-5 Mk3	13	21:54.749	<b>49.134</b>	5.659	75.64	<b>1:38.912</b>	11
13	96	Christopher RICHARDSON	Mazda MX-5 Mk3	13	21:55.896	<b>50.281</b>	1.147	75.57	<b>1:39.479</b>	11

NOT CLASSIFIED

DNF	91	Jack SYCAMORE	Mazda MX-5 Mk3	12	19:46.058	<b>1 Lap</b>	1 Lap	77.40	<b>1:37.241</b>	2
-----	----	---------------	----------------	----	-----------	--------------	-------	-------	-----------------	---

FASTEST LAP

1	Luke HERBERT	Mazda MX-5 Mk3	2	1:36.005	79.68 mph	128.23 kph
---	--------------	----------------	---	----------	-----------	------------

Car 8, 29 & 62 – 5 Second penalty for exceeding track limits

Weather / Track : Bright / Dry

These results are provisional until the conclusion of any judicial and technical matters.

Croft

Circuit Length = 2.1250 miles

Start: 13:03 Flag 13:24 End: 13:26

Clerk Of Course :

Steward :

Timekeeper :



# BRSCC Mazda MX-5 Super Cup

## RACE 11 - LAP CHART

LAP 1 @ 13:05:22.268			LAP 2 @ 13:06:58.408			LAP 3 @ 13:08:35.074			LAP 4 @ 13:10:12.036			LAP 5 @ 13:11:48.869		
NO	BEHIND	LAP TIME	NO	BEHIND	LAP TIME	NO	BEHIND	LAP TIME	NO	BEHIND	LAP TIME	NO	BEHIND	LAP TIME
43		1:42.046	43		1:36.140	43		1:36.666	43		1:36.962	43		1:36.833
56	0.650	1:42.696	56	0.633	1:36.123	56	0.585	1:36.618	8	0.594	1:36.524	1	1.300	1:37.394
1	1.212	1:43.258	1	1.077	1:36.005	1	0.946	1:36.535	1	0.739	1:36.755	8	1.745	1:37.984
8	1.510	1:43.556	8	1.402	1:36.032	8	1.032	1:36.296	56	1.316	1:37.693	56	1.891	1:37.408
29	1.908	1:43.954	29	2.296	1:36.528	29	2.450	1:36.820	29	1.905	1:36.417	29	2.123	1:37.051
91	2.468	1:44.514	91	3.569	1:37.241	91	4.500	1:37.597	91	5.322	1:37.784	91	6.076	1:37.587
62	2.886	1:44.932	62	3.921	1:37.175	62	5.056	1:37.801	62	5.716	1:37.622	62	6.566	1:37.683
223	3.343	1:45.389	223	5.790	1:38.587	223	7.576	1:38.452	223	9.315	1:38.701	223	11.252	1:38.770
36	3.770	1:45.816	36	6.303	1:38.673	36	8.026	1:38.389	36	9.764	1:38.700	36	11.753	1:38.822
99	4.188	1:46.234	99	6.817	1:38.769	44	9.855	1:39.304	44	11.778	1:38.885	99	13.596	1:38.276
44	4.670	1:46.716	44	7.217	1:38.687	99	10.210	1:40.059	99	12.153	1:38.905	44	14.375	1:39.430
40	5.762	1:47.808	40	8.644	1:39.022	40	11.264	1:39.286	40	13.473	1:39.171	40	17.029	1:40.389
96	7.291	1:49.337	96	11.059	1:39.908	96	14.208	1:39.815	96	17.601	1:40.355	96	21.030	1:40.262
69	12.332	1:54.378	69	17.249	1:41.057	69	20.633	1:40.050	69	24.108	1:40.437	69	27.768	1:40.493

Weather / Track : Bright / Dry

Results can be found at [www.tsl-timing.com](http://www.tsl-timing.com)

Page 1 of 3

Croft  
Circuit Length = 2.1250 miles  
Start: 13:03 Flag 13:24 End: 13:26

Printed - 13:30 Sunday, 07 July 2019

# BRSCC Mazda MX-5 Super Cup

## RACE 11 - LAP CHART

LAP 6 @ 13:13:25.553			LAP 7 @ 13:15:02.109			LAP 8 @ 13:16:38.592			LAP 9 @ 13:18:15.964			LAP 10 @ 13:19:54.175		
NO	BEHIND	LAP TIME	NO	BEHIND	LAP TIME	NO	BEHIND	LAP TIME	NO	BEHIND	LAP TIME	NO	BEHIND	LAP TIME
<b>43</b>		1:36.684	<b>43</b>		1:36.556	<b>43</b>		1:36.483	<b>43</b>		1:37.372	<b>43</b>		1:38.211
<b>1</b>	1.282	1:36.666	<b>1</b>	0.918	1:36.192	<b>1</b>	0.727	1:36.292	<b>1</b>	0.258	1:36.903	<b>1</b>	0.655	1:38.608
<b>8</b>	1.680	1:36.619	<b>8</b>	1.509	1:36.385	<b>8</b>	1.663	1:36.637	<b>8</b>	0.866	1:36.575	<b>8</b>	1.049	1:38.394
<b>56</b>	2.100	1:36.893	<b>56</b>	1.998	1:36.454	<b>56</b>	1.992	1:36.477	<b>56</b>	1.201	1:36.581	<b>56</b>	1.477	1:38.487
<b>29</b>	2.669	1:37.230	<b>29</b>	2.744	1:36.631	<b>29</b>	2.990	1:36.729	<b>29</b>	2.304	1:36.686	<b>29</b>	1.652	1:37.559
<b>91</b>	6.966	1:37.574	<b>91</b>	8.274	1:37.864	<b>62</b>	11.160	1:39.162	<b>62</b>	12.046	1:38.258	<b>62</b>	11.644	1:37.809
<b>62</b>	7.469	1:37.587	<b>62</b>	8.481	1:37.568	<b>91</b>	11.382	1:39.591	<b>91</b>	14.417	1:40.407	<b>91</b>	15.396	1:39.190
<b>223</b>	12.986	1:38.418	<b>223</b>	14.959	1:38.529	<b>223</b>	17.375	1:38.899	<b>223</b>	19.111	1:39.108	<b>223</b>	19.534	1:38.634
<b>36</b>	13.343	1:38.274	<b>36</b>	15.824	1:39.037	<b>36</b>	18.046	1:38.705	<b>36</b>	19.887	1:39.213	<b>36</b>	20.322	1:38.646
<b>99</b>	15.699	1:38.787	<b>99</b>	18.142	1:38.999	<b>99</b>	20.925	1:39.266	<b>99</b>	21.711	1:38.158	<b>99</b>	21.930	1:38.430
<b>44</b>	17.021	1:39.330	<b>44</b>	20.171	1:39.706	<b>44</b>	23.043	1:39.355	<b>44</b>	25.029	1:39.358	<b>44</b>	26.242	1:39.424
<b>40</b>	20.195	1:39.850	<b>40</b>	22.968	1:39.329	<b>40</b>	27.068	1:40.583	<b>40</b>	30.765	1:41.069	<b>40</b>	32.932	1:40.378
<b>96</b>	24.436	1:40.090	<b>96</b>	28.317	1:40.437	<b>96</b>	32.391	1:40.557	<b>96</b>	35.610	1:40.591	<b>96</b>	37.934	1:40.535
<b>69</b>	31.227	1:40.143	<b>69</b>	34.518	1:39.847	<b>69</b>	38.112	1:40.077	<b>69</b>	40.224	1:39.484	<b>69</b>	41.355	1:39.342

Weather / Track : Bright / Dry

Results can be found at [www.tsl-timing.com](http://www.tsl-timing.com)

Page 2 of 3

Croft

Circuit Length = 2.1250 miles

Start: 13:03 Flag 13:24 End: 13:26

Printed - 13:30 Sunday, 07 July 2019

# BRSCC Mazda MX-5 Super Cup

## RACE 11 - LAP CHART

LAP 11 @ 13:21:30.910			LAP 12 @ 13:23:07.774			LAP 13 @ 13:24:45.837		
NO	BEHIND	LAP TIME	NO	BEHIND	LAP TIME	NO	BEHIND	LAP TIME
<b>43</b>		1:36.735	<b>43</b>		1:36.864	<b>43</b>		1:38.063
<b>1</b>	0.721	1:36.801	<b>1</b>	0.403	1:36.546	<b>1</b>	0.346	1:38.006
<b>8</b>	1.138	1:36.824	<b>8</b>	0.757	1:36.483	<b>56</b>	0.844	1:37.641
<b>56</b>	1.444	1:36.702	<b>56</b>	1.266	1:36.686	<b>29</b>	1.003	1:37.595
<b>29</b>	1.957	1:37.040	<b>29</b>	1.471	1:36.378	<b>8</b>	3.114	1:40.420
<b>62</b>	12.703	1:37.794	<b>62</b>	13.814	1:37.975	<b>62</b>	13.606	1:37.855
<b>91</b>	16.967	1:38.306	<b>91</b>	18.506	1:38.403	<b>223</b>	24.966	1:39.203
<b>223</b>	21.926	1:39.127	<b>223</b>	23.826	1:38.764	<b>36</b>	25.329	1:39.094
<b>36</b>	22.381	1:38.794	<b>36</b>	24.298	1:38.781	<b>99</b>	27.189	1:38.874
<b>99</b>	23.360	1:38.165	<b>99</b>	26.378	1:39.882	<b>44</b>	34.345	1:40.284
<b>44</b>	29.400	1:39.893	<b>44</b>	32.124	1:39.588	<b>40</b>	43.475	1:41.529
<b>40</b>	36.529	1:40.332	<b>40</b>	40.009	1:40.344	<b>69</b>	49.134	1:40.784
<b>96</b>	40.678	1:39.479	<b>96</b>	45.441	1:41.627	<b>96</b>	50.281	1:42.903
<b>69</b>	43.532	1:38.912	<b>69</b>	46.413	1:39.745			

Weather / Track : Bright / Dry

Results can be found at [www.tsl-timing.com](http://www.tsl-timing.com)

Page 3 of 3

Croft  
Circuit Length = 2.1250 miles  
Start: 13:03 Flag 13:24 End: 13:26

Printed - 13:30 Sunday, 07 July 2019

# BRSCC Mazda MX-5 Super Cup

## RACE 11 - LAP ANALYSIS

DIFF = Difference To Personal Best Lap

<b>P1 43 Jack HARDING</b>				
LAP	LAP TIME	DIFF	MPH	TIME OF DAY
1 -	1:42.046	5.906	74.96	13:05:22.268
<b>2 -</b>	<b>1:36.140 (1)</b>		<b>79.57</b>	<b>13:06:58.408</b>
3 -	1:36.666	0.526	79.13	13:08:35.074
4 -	1:36.962	0.822	78.89	13:10:12.036
5 -	1:36.833	0.693	79.00	13:11:48.869
6 -	1:36.684	0.544	79.12	13:13:25.553
7 -	1:36.556 (3)	0.416	79.22	13:15:02.109
8 -	1:36.483 (2)	0.343	79.28	13:16:38.592
9 -	1:37.372	1.232	78.56	13:18:15.964
10 -	1:38.211	2.071	77.89	13:19:54.175
11 -	1:36.735	0.595	79.08	13:21:30.910
12 -	1:36.864	0.724	78.97	13:23:07.774
13 -	1:38.063	1.923	78.01	13:24:45.837

<b>P2 1 Luke HERBERT</b>				
LAP	LAP TIME	DIFF	MPH	TIME OF DAY
1 -	1:43.258	7.253	74.08	13:05:23.480
<b>2 -</b>	<b>1:36.005 (1)</b>		<b>79.68</b>	<b>13:06:59.485</b>
3 -	1:36.535	0.530	79.24	13:08:36.020
4 -	1:36.755	0.750	79.06	13:10:12.775
5 -	1:37.394	1.389	78.54	13:11:50.169
6 -	1:36.666	0.661	79.13	13:13:26.835
7 -	1:36.192 (2)	0.187	79.52	13:15:03.027
8 -	1:36.292 (3)	0.287	79.44	13:16:39.319
9 -	1:36.903	0.898	78.94	13:18:16.222
10 -	1:38.608	2.603	77.58	13:19:54.830
11 -	1:36.801	0.796	79.02	13:21:31.631
12 -	1:36.546	0.541	79.23	13:23:08.177
13 -	1:38.006	2.001	78.05	13:24:46.183

<b>P3 56 Steve ROBERTS</b>				
LAP	LAP TIME	DIFF	MPH	TIME OF DAY
1 -	1:42.696	6.573	74.49	13:05:22.918
<b>2 -</b>	<b>1:36.123 (1)</b>		<b>79.58</b>	<b>13:06:59.041</b>
3 -	1:36.618	0.495	79.17	13:08:35.659
4 -	1:37.693	1.570	78.30	13:10:13.352
5 -	1:37.408	1.285	78.53	13:11:50.760
6 -	1:36.893	0.770	78.95	13:13:27.653
7 -	1:36.454 (2)	0.331	79.31	13:15:04.107
8 -	1:36.477 (3)	0.354	79.29	13:16:40.584
9 -	1:36.581	0.458	79.20	13:18:17.165
10 -	1:38.487	2.364	77.67	13:19:55.652
11 -	1:36.702	0.579	79.11	13:21:32.354
12 -	1:36.686	0.563	79.12	13:23:09.040
13 -	1:37.641	1.518	78.34	13:24:46.681

<b>P4 29 Patrick FLETCHER</b>				
LAP	LAP TIME	DIFF	MPH	TIME OF DAY
1 -	1:43.954	7.576	73.59	13:05:24.176
2 -	1:36.528 (3)	0.150	79.25	13:07:00.704
3 -	1:36.820	0.442	79.01	13:08:37.524
4 -	1:36.417 (2)	0.039	79.34	13:10:13.941
5 -	1:37.051	0.673	78.82	13:11:50.992
6 -	1:37.230	0.852	78.68	13:13:28.222
7 -	1:36.631	0.253	79.16	13:15:04.853
8 -	1:36.729	0.351	79.08	13:16:41.582
9 -	1:36.686	0.308	79.12	13:18:18.268
10 -	1:37.559	1.181	78.41	13:19:55.827
11 -	1:37.040	0.662	78.83	13:21:32.867

DIFF = Difference To Personal Best Lap

<b>12 -</b>	<b>1:36.378 (1)</b>		<b>79.37</b>	<b>13:23:09.245</b>
13 -	1:37.595	1.217	78.38	13:24:46.840

<b>P5 8 Aidan HILLS</b>				
LAP	LAP TIME	DIFF	MPH	TIME OF DAY
1 -	1:43.556	7.524	73.87	13:05:23.778
<b>2 -</b>	<b>1:36.032 (1)</b>		<b>79.66</b>	<b>13:06:59.810</b>
3 -	1:36.296 (2)	0.264	79.44	13:08:36.106
4 -	1:36.524	0.492	79.25	13:10:12.630
5 -	1:37.984	1.952	78.07	13:11:50.614
6 -	1:36.619	0.587	79.17	13:13:27.233
7 -	1:36.385 (3)	0.353	79.37	13:15:03.618
8 -	1:36.637	0.605	79.16	13:16:40.255
9 -	1:36.575	0.543	79.21	13:18:16.830
10 -	1:38.394	2.362	77.74	13:19:55.224
11 -	1:36.824	0.792	79.01	13:21:32.048
12 -	1:36.483	0.451	79.28	13:23:08.531
13 -	1:40.420	4.388	76.18	13:24:48.951

<b>P6 62 Will STEPHENSON</b>				
LAP	LAP TIME	DIFF	MPH	TIME OF DAY
1 -	1:44.932	7.757	72.90	13:05:25.154
<b>2 -</b>	<b>1:37.175 (1)</b>		<b>78.72</b>	<b>13:07:02.329</b>
3 -	1:37.801	0.626	78.22	13:08:40.130
4 -	1:37.622	0.447	78.36	13:10:17.752
5 -	1:37.683	0.508	78.31	13:11:55.435
6 -	1:37.587 (3)	0.412	78.39	13:13:33.022
7 -	1:37.568 (2)	0.393	78.40	13:15:10.590
8 -	1:39.162	1.987	77.14	13:16:49.752
9 -	1:38.258	1.083	77.85	13:18:28.010
10 -	1:37.809	0.634	78.21	13:20:05.819
11 -	1:37.794	0.619	78.22	13:21:43.613
12 -	1:37.975	0.800	78.08	13:23:21.588
13 -	1:37.855	0.680	78.17	13:24:59.443

<b>P7 223 Garry TOWNSEND (M)</b>				
LAP	LAP TIME	DIFF	MPH	TIME OF DAY
1 -	1:45.389	6.971	72.58	13:05:25.611
2 -	1:38.587	0.169	77.59	13:07:04.198
3 -	1:38.452 (2)	0.034	77.70	13:08:42.650
4 -	1:38.701	0.283	77.50	13:10:21.351
5 -	1:38.770	0.352	77.45	13:12:00.121
<b>6 -</b>	<b>1:38.418 (1)</b>		<b>77.73</b>	<b>13:13:38.539</b>
7 -	1:38.529 (3)	0.111	77.64	13:15:17.068
8 -	1:38.899	0.481	77.35	13:16:55.967
9 -	1:39.108	0.690	77.18	13:18:35.075
10 -	1:38.634	0.216	77.56	13:20:13.709
11 -	1:39.127	0.709	77.17	13:21:52.836
12 -	1:38.764	0.346	77.45	13:23:31.600
13 -	1:39.203	0.785	77.11	13:25:10.803

<b>P8 36 David HENDERSON</b>				
LAP	LAP TIME	DIFF	MPH	TIME OF DAY
1 -	1:45.816	7.542	72.29	13:05:26.038
2 -	1:38.673	0.399	77.52	13:07:04.711
3 -	1:38.389 (2)	0.115	77.75	13:08:43.100
4 -	1:38.700	0.426	77.50	13:10:21.800
5 -	1:38.822	0.548	77.41	13:12:00.622
<b>6 -</b>	<b>1:38.274 (1)</b>		<b>77.84</b>	<b>13:13:38.896</b>
7 -	1:39.037	0.763	77.24	13:15:17.933
8 -	1:38.705	0.431	77.50	13:16:56.638

Weather / Track : Bright / Dry

Croft

Circuit Length = 2.1250 miles

Start: 13:03 Flag 13:24 End: 13:26

# BRSCC Mazda MX-5 Super Cup

## RACE 11 - LAP ANALYSIS

DIFF = Difference To Personal Best Lap

9 -	1:39.213	0.939	77.10	13:18:35.851
10 -	1:38.646 (3)	0.372	77.55	13:20:14.497
11 -	1:38.794	0.520	77.43	13:21:53.291
12 -	1:38.781	0.507	77.44	13:23:32.072
13 -	1:39.094	0.820	77.20	13:25:11.166

<b>P9 99 Nick RUTTER (M)</b>				
LAP	LAP TIME	DIFF	MPH	TIME OF DAY

1 -	1:46.234	8.076	72.01	13:05:26.456
2 -	1:38.769	0.611	77.45	13:07:05.225
3 -	1:40.059	1.901	76.45	13:08:45.284
4 -	1:38.905	0.747	77.34	13:10:24.189
5 -	1:38.276 (3)	0.118	77.84	13:12:02.465
6 -	1:38.787	0.629	77.44	13:13:41.252
7 -	1:38.999	0.841	77.27	13:15:20.251
8 -	1:39.266	1.108	77.06	13:16:59.517
9 -	<b>1:38.158 (1)</b>		<b>77.93</b>	<b>13:18:37.675</b>
10 -	1:38.430	0.272	77.72	13:20:16.105
11 -	1:38.165 (2)	0.007	77.93	13:21:54.270
12 -	1:39.882	1.724	76.59	13:23:34.152
13 -	1:38.874	0.716	77.37	13:25:13.026

<b>P10 44 Bradley KENT</b>				
LAP	LAP TIME	DIFF	MPH	TIME OF DAY

1 -	1:46.716	8.029	71.68	13:05:26.938
2 -	<b>1:38.687 (1)</b>		<b>77.51</b>	<b>13:07:05.625</b>
3 -	1:39.304 (3)	0.617	77.03	13:08:44.929
4 -	1:38.885 (2)	0.198	77.36	13:10:23.814
5 -	1:39.430	0.743	76.93	13:12:03.244
6 -	1:39.330	0.643	77.01	13:13:42.574
7 -	1:39.706	1.019	76.72	13:15:22.280
8 -	1:39.355	0.668	76.99	13:17:01.635
9 -	1:39.358	0.671	76.99	13:18:40.993
10 -	1:39.424	0.737	76.94	13:20:20.417
11 -	1:39.893	1.206	76.58	13:22:00.310
12 -	1:39.588	0.901	76.81	13:23:39.898
13 -	1:40.284	1.597	76.28	13:25:20.182

<b>P11 40 Raymond WORLEY (M)</b>				
LAP	LAP TIME	DIFF	MPH	TIME OF DAY

1 -	1:47.808	8.786	70.96	13:05:28.030
2 -	<b>1:39.022 (1)</b>		<b>77.25</b>	<b>13:07:07.052</b>
3 -	1:39.286 (3)	0.264	77.05	13:08:46.338
4 -	1:39.171 (2)	0.149	77.14	13:10:25.509
5 -	1:40.389	1.367	76.20	13:12:05.898
6 -	1:39.850	0.828	76.61	13:13:45.748
7 -	1:39.329	0.307	77.01	13:15:25.077
8 -	1:40.583	1.561	76.05	13:17:05.660
9 -	1:41.069	2.047	75.69	13:18:46.729
10 -	1:40.378	1.356	76.21	13:20:27.107
11 -	1:40.332	1.310	76.24	13:22:07.439
12 -	1:40.344	1.322	76.23	13:23:47.783
13 -	1:41.529	2.507	75.34	13:25:29.312

<b>P12 69 George GRANT (M)</b>				
LAP	LAP TIME	DIFF	MPH	TIME OF DAY

1 -	1:54.378	15.466	66.88	13:05:34.600
2 -	1:41.057	2.145	75.70	13:07:15.657
3 -	1:40.050	1.138	76.46	13:08:55.707
4 -	1:40.437	1.525	76.16	13:10:36.144
5 -	1:40.493	1.581	76.12	13:12:16.637

DIFF = Difference To Personal Best Lap

6 -	1:40.143	1.231	76.39	13:13:56.780
7 -	1:39.847	0.935	76.61	13:15:36.627
8 -	1:40.077	1.165	76.44	13:17:16.704
9 -	1:39.484 (3)	0.572	76.89	13:18:56.188
10 -	1:39.342 (2)	0.430	77.00	13:20:35.530
11 -	<b>1:38.912 (1)</b>		<b>77.34</b>	<b>13:22:14.442</b>
12 -	1:39.745	0.833	76.69	13:23:54.187
13 -	1:40.784	1.872	75.90	13:25:34.971

<b>P13 96 Christopher RICHARDSON</b>				
LAP	LAP TIME	DIFF	MPH	TIME OF DAY

1 -	1:49.337	9.858	69.96	13:05:29.559
2 -	1:39.908 (3)	0.429	76.57	13:07:09.467
3 -	1:39.815 (2)	0.336	76.64	13:08:49.282
4 -	1:40.355	0.876	76.23	13:10:29.637
5 -	1:40.262	0.783	76.30	13:12:09.899
6 -	1:40.090	0.611	76.43	13:13:49.989
7 -	1:40.437	0.958	76.16	13:15:30.426
8 -	1:40.557	1.078	76.07	13:17:10.983
9 -	1:40.591	1.112	76.05	13:18:51.574
10 -	1:40.535	1.056	76.09	13:20:32.109
11 -	<b>1:39.479 (1)</b>		<b>76.90</b>	<b>13:22:11.588</b>
12 -	1:41.627	2.148	75.27	13:23:53.215
13 -	1:42.903	3.424	74.34	13:25:36.118

<b>P14 91 Jack SYCAMORE</b>				
LAP	LAP TIME	DIFF	MPH	TIME OF DAY

1 -	1:44.514	7.273	73.19	13:05:24.736
2 -	<b>1:37.241 (1)</b>		<b>78.67</b>	<b>13:07:01.977</b>
3 -	1:37.597	0.356	78.38	13:08:39.574
4 -	1:37.784	0.543	78.23	13:10:17.358
5 -	1:37.587 (3)	0.346	78.39	13:11:54.945
6 -	1:37.574 (2)	0.333	78.40	13:13:32.519
7 -	1:37.864	0.623	78.17	13:15:10.383
8 -	1:39.591	2.350	76.81	13:16:49.974
9 -	1:40.407	3.166	76.19	13:18:30.381
10 -	1:39.190	1.949	77.12	13:20:09.571
11 -	1:38.306	1.065	77.81	13:21:47.877
12 -	1:38.403	1.162	77.74	13:23:26.280

Weather / Track : Bright / Dry

Croft  
Circuit Length = 2.1250 miles  
Start: 13:03 Flag 13:24 End: 13:26

# BRSCC Mazda MX-5 Super Cup

## RACE 11 - STATISTICS

**Competitors Started** 14  
**Planned Start** 2019-07-07 @ 13:05:00.000  
**Actual Start** 2019-07-07 @ 13:03:40.221  
**Finish Time** 2019-07-07 @ 13:24:42.069  
**Track Length** 2.1250mi.  
**Total Laps** 181  
**Total Distance Covered** 384.6299mi.

### Session Fastest Lap History

NO	NAME	LAP TIME	TIME OF DAY	LAP	VEHICLE
43	Jack HARDING	<b>1:42.046</b>	13:05:22.286	1	Mazda MX-5 Mk3
43	Jack HARDING	<b>1:36.140</b>	13:06:58.426	2	Mazda MX-5 Mk3
56	Steve ROBERTS	<b>1:36.123</b>	13:06:59.064	2	Mazda MX-5 Mk3
1	Luke HERBERT	<b>1:36.005</b>	13:06:59.499	2	Mazda MX-5 Mk3

### Session Leader History

NO	NAME	FROM LAP	LAPS LED	DISTANCE	VEHICLE
43	Jack HARDING	1	13	27.62 miles	Mazda MX-5 Mk3

### Flag History

TYPE	TIME OF DAY
GREEN	13:03:40.221
FINISH	13:24:42.069

### Flag Statistics

TYPE	COUNT	TOTAL LAPS	TOTAL TIME
Green	1	13	22:46.869
Red	0	0	0.000
Safety Car	0	0	0.000
FCY	0	0	0.000

Weather / Track : Bright / Dry

These results are provisional until the conclusion of any judicial and technical matters.

Croft

Circuit Length = 2.1250 miles

Start: 13:03 Flag 13:24 End: 13:26


Clerk Of Course :

Timekeeper :



# BRSCC Mazda MX-5 Super Cup

## RACE 18 - GRID (20 minutes)

ROW 7	13	<b>96</b> Christopher RICHARDSON	14	<b>91</b> Jack SYCAMORE	
ROW 6		11	<b>40</b> Raymond WORLEY (M)	12	<b>69</b> George GRANT (M)
ROW 5	9	<b>99</b> Nick RUTTER (M)	10	<b>44</b> Bradley KENT	
ROW 4		7	<b>1</b> Luke HERBERT	8	<b>43</b> Jack HARDING
ROW 3	5	<b>29</b> Patrick FLETCHER	6	<b>56</b> Steve ROBERTS	
ROW 2		3	<b>62</b> Will STEPHENSON	4	<b>8</b> Aidan HILLS
ROW 1	1	<b>36</b> David HENDERSON	2	<b>223</b> Garry TOWNSEND (M)	
<b>Pole</b>					
					

Croft  
 Circuit Length = 2.1250 miles

**These results are provisional until the conclusion of any judicial and technical matters.**

Clerk Of Course :	Steward :	Timekeeper :

Results can be found at [www.tsl-timing.com](http://www.tsl-timing.com)

Printed - 14:07 Sunday, 07 July 2019



# BRSCC Mazda MX-5 Super Cup

## RACE 18 - CLASSIFICATION - AMENDED

POS	NO	NAME	ENTRY	LAPS	TIME	GAP	DIFF	MPH	BEST	ON
1	56	Steve ROBERTS	Mazda MX-5 Mk3	13	21:17.184			77.86	<b>1:36.656</b>	10
2	1	Luke HERBERT	Mazda MX-5 Mk3	13	21:17.315	<b>0.131</b>	0.131	77.85	<b>1:36.424</b>	8
3	43*	Jack HARDING	Mazda MX-5 Mk3	13	21:22.581	<b>5.397</b>	5.266	77.53	<b>1:36.520</b>	8
4	223	Garry TOWNSEND (M)	Mazda MX-5 Mk3	13	21:34.821	<b>17.637</b>	12.240	76.80	<b>1:37.869</b>	7
5	99	Nick RUTTER (M)	Mazda MX-5 Mk3	13	21:39.831	<b>22.647</b>	5.010	76.51	<b>1:38.672</b>	12
6	91	Jack SYCAMORE	Mazda MX-5 Mk3	13	21:44.549	<b>27.365</b>	4.718	76.23	<b>1:37.548</b>	7
7	62*	Will STEPHENSON	Mazda MX-5 MK3	13	21:45.606	<b>28.422</b>	1.057	76.17	<b>1:37.801</b>	7
8	36	David HENDERSON	Mazda MX-5 Mk3	13	21:49.520	<b>32.336</b>	3.914	75.94	<b>1:38.717</b>	7
9	44	Bradley KENT	Mazda MX-5 Mk3	13	21:51.920	<b>34.736</b>	2.400	75.80	<b>1:39.566</b>	9
10	40	Raymond WORLEY (M)	Mazda MX-5 Mk3	13	21:52.804	<b>35.620</b>	0.884	75.75	<b>1:39.447</b>	12
11	29*	Patrick FLETCHER	Mazda MX-5 Mk3	13	21:55.956	<b>38.772</b>	3.152	75.57	<b>1:36.797</b>	11
12	96	Christopher RICHARDSON	Mazda MX-5 Mk3	13	22:05.035	<b>47.851</b>	9.079	75.05	<b>1:39.453</b>	3
13	69	George GRANT (M)	Mazda MX-5 Mk3	13	22:12.913	<b>55.729</b>	7.878	74.61	<b>1:39.632</b>	10

NOT CLASSIFIED

DNF	8	Aidan HILLS	Mazda MX-5 Mk3	0
-----	---	-------------	----------------	---

FASTEST LAP

1	Luke HERBERT	Mazda MX-5 Mk3	8	1:36.424	79.33 mph	127.68 kph
---	--------------	----------------	---	----------	-----------	------------

Cars 29 & 43 – 5 Second penalty for exceeding track limits

Car 62 - 10 Second penalty Motorsport UK C1.1.5 Driving in a manner incompatible with general safety

Car 62 - 4 Second penalty Championship regulation 4.3.2

Croft

Circuit Length = 2.1250 miles

Start: 16:54 Flag 17:15 End: 17:17

Weather / Track : Bright / Dry

These results are provisional until the conclusion of any judicial and technical matters.

Clerk Of Course :	Steward :	Timekeeper :
-------------------	-----------	--------------

Results can be found at [www.tsl-timing.com](http://www.tsl-timing.com)

Printed - 18:14 Sunday, 07 July 2019



# BRSCC Mazda MX-5 Super Cup

## RACE 18 - LAP CHART

LAP 1 @ 16:55:58.276			LAP 2 @ 16:57:38.294			LAP 3 @ 16:59:18.591			LAP 4 @ 17:00:58.597			LAP 5 @ 17:02:36.519		
NO	BEHIND	LAP TIME	NO	BEHIND	LAP TIME	NO	BEHIND	LAP TIME	NO	BEHIND	LAP TIME	NO	BEHIND	LAP TIME
223		1:43.696	56		1:39.394	223		1:40.222	43		1:38.222	56		1:37.701
36	0.303	1:43.999	223	0.075	1:40.093	56	0.133	1:40.430	223	0.038	1:40.044	1	0.414	1:37.655
56	0.624	1:44.320	36	0.820	1:40.535	36	0.432	1:39.909	56	0.221	1:40.094	43	0.952	1:38.874
62	1.424	1:45.120	62	1.163	1:39.757	62	1.056	1:40.190	1	0.681	1:39.241	62	1.428	1:38.245
29	1.538	1:45.234	43	1.385	1:39.515	1	1.446	1:40.341	62	1.105	1:40.055	91	2.266	1:38.466
43	1.888	1:45.584	1	1.402	1:39.350	43	1.784	1:40.696	91	1.722	1:39.782	223	2.804	1:40.688
1	2.070	1:45.766	99	1.898	1:39.493	91	1.946	1:40.049	36	2.147	1:41.721	36	3.383	1:39.158
99	2.423	1:46.119	91	2.194	1:38.198	99	2.218	1:40.617	99	2.413	1:40.201	99	3.648	1:39.157
44	3.269	1:46.965	69	3.581	1:39.787	69	3.697	1:40.413	69	4.037	1:40.346	69	6.195	1:40.080
69	3.812	1:47.508	44	4.340	1:41.089	44	3.866	1:39.823	44	4.295	1:40.435	96	6.504	1:39.797
91	4.014	1:47.710	40	4.910	1:40.334	40	4.268	1:39.655	96	4.629	1:39.526	29	7.047	1:38.457
40	4.594	1:48.290	96	5.953	1:40.254	96	5.109	1:39.453	40	4.993	1:40.731	44	7.581	1:41.208
96	5.717	1:49.413	29	12.493	1:50.973	29	9.546	1:37.350	29	6.512	1:36.972	40	8.099	1:41.028

Weather / Track : Bright / Dry

Croft

Circuit Length = 2.1250 miles

Start: 16:54 Flag 17:15 End: 17:17

# BRSCC Mazda MX-5 Super Cup

## RACE 18 - LAP CHART

LAP 6 @ 17:04:13.311			LAP 7 @ 17:05:50.291			LAP 8 @ 17:07:26.999			LAP 9 @ 17:09:04.119			LAP 10 @ 17:10:40.775		
NO	BEHIND	LAP TIME	NO	BEHIND	LAP TIME	NO	BEHIND	LAP TIME	NO	BEHIND	LAP TIME	NO	BEHIND	LAP TIME
56		1:36.792	56		1:36.980	56		1:36.708	56		1:37.120	56		1:36.656
1	0.476	1:36.854	1	0.681	1:37.185	1	0.397	1:36.424	1	0.224	1:36.947	1	0.518	1:36.950
43	1.200	1:37.040	43	1.152	1:36.932	43	0.964	1:36.520	43	0.577	1:36.733	43	0.840	1:36.919
62	3.221	1:38.585	62	4.042	1:37.801	91	5.753	1:38.225	91	6.981	1:38.348	91	8.247	1:37.922
91	3.668	1:38.194	91	4.236	1:37.548	62	6.247	1:38.913	62	7.308	1:38.181	62	8.657	1:38.005
223	4.075	1:38.063	223	4.964	1:37.869	223	6.570	1:38.314	223	7.930	1:38.480	223	9.188	1:37.914
99	6.351	1:39.495	99	8.581	1:39.210	99	10.606	1:38.733	99	12.310	1:38.824	99	15.294	1:39.640
96	10.173	1:40.461	96	13.362	1:40.169	96	16.445	1:39.791	96	19.156	1:39.831	96	22.210	1:39.710
69	10.406	1:41.003	69	13.567	1:40.141	69	17.196	1:40.337	69	19.951	1:39.875	69	22.927	1:39.632
44	10.842	1:40.053	44	14.123	1:40.261	44	17.538	1:40.123	44	19.984	1:39.566	36	23.079	1:38.875
40	11.364	1:40.057	40	14.555	1:40.171	40	18.061	1:40.214	40	20.676	1:39.735	40	23.915	1:39.895
36	13.468	1:46.877	36	15.205	1:38.717	36	18.387	1:39.890	36	20.860	1:39.593	44	24.310	1:40.982
29	27.185	1:56.930	29	28.986	1:38.781	29	30.354	1:38.076	29	30.490	1:37.256	29	31.152	1:37.318

Weather / Track : Bright / Dry

Croft  
Circuit Length = 2.1250 miles  
Start: 16:54 Flag 17:15 End: 17:17

# BRSCC Mazda MX-5 Super Cup

## RACE 18 - LAP CHART

LAP 11 @ 17:12:17.522			LAP 12 @ 17:13:54.234			LAP 13 @ 17:15:31.764		
NO	BEHIND	LAP TIME	NO	BEHIND	LAP TIME	NO	BEHIND	LAP TIME
56		1:36.747	56		1:36.712	56		1:37.530
1	0.442	1:36.671	1	0.694	1:36.964	1	0.131	1:36.967
43	0.767	1:36.674	43	0.906	1:36.851	43	0.397	1:37.021
62	11.662	1:39.752	62	13.379	1:38.429	62	14.422	1:38.573
223	13.221	1:40.780	223	15.929	1:39.420	223	17.637	1:39.238
99	19.069	1:40.522	99	21.029	1:38.672	99	22.647	1:39.148
91	24.231	1:52.731	91	26.077	1:38.558	91	27.365	1:38.818
96	25.770	1:40.307	96	29.508	1:40.450	36	32.336	1:40.095
36	26.119	1:39.787	36	29.771	1:40.364	29	33.772	1:39.899
69	26.673	1:40.493	69	30.511	1:40.550	44	34.736	1:41.501
44	27.654	1:40.091	44	30.765	1:39.823	40	35.620	1:42.135
40	28.280	1:41.112	40	31.015	1:39.447	96	47.851	1:55.873
29	31.202	1:36.797	29	31.403	1:36.913	69	55.729	2:02.748

Weather / Track : Bright / Dry

Results can be found at [www.tsl-timing.com](http://www.tsl-timing.com)

Page 3 of 3

Croft  
Circuit Length = 2.1250 miles  
Start: 16:54 Flag 17:15 End: 17:17

Printed - 17:18 Sunday, 07 July 2019

# BRSCC Mazda MX-5 Super Cup

## RACE 18 - LAP ANALYSIS

DIFF = Difference To Personal Best Lap

P1 56 Steve ROBERTS				
LAP	LAP TIME	DIFF	MPH	TIME OF DAY
1 -	1:44.320	7.664	73.33	16:55:58.900
2 -	1:39.394	2.738	76.96	16:57:38.294
3 -	1:40.430	3.774	76.17	16:59:18.724
4 -	1:40.094	3.438	76.42	17:00:58.818
5 -	1:37.701	1.045	78.30	17:02:36.519
6 -	1:36.792	0.136	79.03	17:04:13.311
7 -	1:36.980	0.324	78.88	17:05:50.291
8 -	1:36.708 (2)	0.052	79.10	17:07:26.999
9 -	1:37.120	0.464	78.76	17:09:04.119
10 -	<b>1:36.656 (1)</b>		<b>79.14</b>	<b>17:10:40.775</b>
11 -	1:36.747	0.091	79.07	17:12:17.522
12 -	1:36.712 (3)	0.056	79.10	17:13:54.234
13 -	1:37.530	0.874	78.43	17:15:31.764

P2 1 Luke HERBERT				
LAP	LAP TIME	DIFF	MPH	TIME OF DAY
1 -	1:45.766	9.342	72.33	16:56:00.346
2 -	1:39.350	2.926	77.00	16:57:39.696
3 -	1:40.341	3.917	76.24	16:59:20.037
4 -	1:39.241	2.817	77.08	17:00:59.278
5 -	1:37.655	1.231	78.33	17:02:36.933
6 -	1:36.854 (3)	0.430	78.98	17:04:13.787
7 -	1:37.185	0.761	78.71	17:05:50.972
8 -	<b>1:36.424 (1)</b>		<b>79.33</b>	<b>17:07:27.396</b>
9 -	1:36.947	0.523	78.91	17:09:04.343
10 -	1:36.950	0.526	78.90	17:10:41.293
11 -	1:36.671 (2)	0.247	79.13	17:12:17.964
12 -	1:36.964	0.540	78.89	17:13:54.928
13 -	1:36.967	0.543	78.89	17:15:31.895

P3 43 Jack HARDING				
LAP	LAP TIME	DIFF	MPH	TIME OF DAY
1 -	1:45.584	9.064	72.45	16:56:00.164
2 -	1:39.515	2.995	76.87	16:57:39.679
3 -	1:40.696	4.176	75.97	16:59:20.375
4 -	1:38.222	1.702	77.88	17:00:58.597
5 -	1:38.874	2.354	77.37	17:02:37.471
6 -	1:37.040	0.520	78.83	17:04:14.511
7 -	1:36.932	0.412	78.92	17:05:51.443
8 -	<b>1:36.520 (1)</b>		<b>79.25</b>	<b>17:07:27.963</b>
9 -	1:36.733 (3)	0.213	79.08	17:09:04.696
10 -	1:36.919	0.399	78.93	17:10:41.615
11 -	1:36.674 (2)	0.154	79.13	17:12:18.289
12 -	1:36.851	0.331	78.98	17:13:55.140
13 -	1:37.021	0.501	78.84	17:15:32.161

P4 62 Will STEPHENSON				
LAP	LAP TIME	DIFF	MPH	TIME OF DAY
1 -	1:45.120	7.319	72.77	16:55:59.700
2 -	1:39.757	1.956	76.68	16:57:39.457
3 -	1:40.190	2.389	76.35	16:59:19.647
4 -	1:40.055	2.254	76.45	17:00:59.702
5 -	1:38.245	0.444	77.86	17:02:37.947
6 -	1:38.585	0.784	77.59	17:04:16.532
7 -	<b>1:37.801 (1)</b>		<b>78.22</b>	<b>17:05:54.333</b>
8 -	1:38.913	1.112	77.34	17:07:33.246
9 -	1:38.181 (3)	0.380	77.91	17:09:11.427
10 -	1:38.005 (2)	0.204	78.05	17:10:49.432
11 -	1:39.752	1.951	76.69	17:12:29.184

DIFF = Difference To Personal Best Lap

12 -	1:38.429	0.628	77.72	17:14:07.613
13 -	1:38.573	0.772	77.60	17:15:46.186

P5 223 Garry TOWNSEND (M)				
LAP	LAP TIME	DIFF	MPH	TIME OF DAY
1 -	1:43.696	5.827	73.77	16:55:58.276
2 -	1:40.093	2.224	76.42	16:57:38.369
3 -	1:40.222	2.353	76.33	16:59:18.591
4 -	1:40.044	2.175	76.46	17:00:58.635
5 -	1:40.688	2.819	75.97	17:02:39.323
6 -	1:38.063 (3)	0.194	78.01	17:04:17.386
7 -	<b>1:37.869 (1)</b>		<b>78.16</b>	<b>17:05:55.255</b>
8 -	1:38.314	0.445	77.81	17:07:33.569
9 -	1:38.480	0.611	77.68	17:09:12.049
10 -	1:37.914 (2)	0.045	78.13	17:10:49.963
11 -	1:40.780	2.911	75.90	17:12:30.743
12 -	1:39.420	1.551	76.94	17:14:10.163
13 -	1:39.238	1.369	77.08	17:15:49.401

P6 99 Nick RUTTER (M)				
LAP	LAP TIME	DIFF	MPH	TIME OF DAY
1 -	1:46.119	7.447	72.08	16:56:00.699
2 -	1:39.493	0.821	76.89	16:57:40.192
3 -	1:40.617	1.945	76.03	16:59:20.809
4 -	1:40.201	1.529	76.34	17:01:01.010
5 -	1:39.157	0.485	77.15	17:02:40.167
6 -	1:39.495	0.823	76.88	17:04:19.662
7 -	1:39.210	0.538	77.11	17:05:58.872
8 -	1:38.733 (2)	0.061	77.48	17:07:37.605
9 -	1:38.824 (3)	0.152	77.41	17:09:16.429
10 -	1:39.640	0.968	76.77	17:10:56.069
11 -	1:40.522	1.850	76.10	17:12:36.591
12 -	<b>1:38.672 (1)</b>		<b>77.53</b>	<b>17:14:15.263</b>
13 -	1:39.148	0.476	77.15	17:15:54.411

P7 91 Jack SYCAMORE				
LAP	LAP TIME	DIFF	MPH	TIME OF DAY
1 -	1:47.710	10.162	71.02	16:56:02.290
2 -	1:38.198	0.650	77.90	16:57:40.488
3 -	1:40.049	2.501	76.46	16:59:20.537
4 -	1:39.782	2.234	76.66	17:01:00.319
5 -	1:38.466	0.918	77.69	17:02:38.785
6 -	1:38.194 (3)	0.646	77.90	17:04:16.979
7 -	<b>1:37.548 (1)</b>		<b>78.42</b>	<b>17:05:54.527</b>
8 -	1:38.225	0.677	77.88	17:07:32.752
9 -	1:38.348	0.800	77.78	17:09:11.100
10 -	1:37.922 (2)	0.374	78.12	17:10:49.022
11 -	1:52.731	15.183	67.86	17:12:41.753
12 -	1:38.558	1.010	77.62	17:14:20.311
13 -	1:38.818	1.270	77.41	17:15:59.129

P8 36 David HENDERSON				
LAP	LAP TIME	DIFF	MPH	TIME OF DAY
1 -	1:43.999	5.282	73.55	16:55:58.579
2 -	1:40.535	1.818	76.09	16:57:39.114
3 -	1:39.909	1.192	76.57	16:59:19.023
4 -	1:41.721	3.004	75.20	17:01:00.744
5 -	1:39.158 (3)	0.441	77.15	17:02:39.902
6 -	1:46.877	8.160	71.57	17:04:26.779
7 -	<b>1:38.717 (1)</b>		<b>77.49</b>	<b>17:06:05.496</b>
8 -	1:39.890	1.173	76.58	17:07:45.386

Weather / Track : Bright / Dry

Croft

Circuit Length = 2.1250 miles

Start: 16:54 Flag 17:15 End: 17:17

# BRSCC Mazda MX-5 Super Cup

## RACE 18 - LAP ANALYSIS

DIFF = Difference To Personal Best Lap

9 -	1:39.593	0.876	76.81	17:09:24.979
10 -	1:38.875 (2)	0.158	77.37	17:11:03.854
11 -	1:39.787	1.070	76.66	17:12:43.641
12 -	1:40.364	1.647	76.22	17:14:24.005
13 -	1:40.095	1.378	76.42	17:16:04.100

### P9 44 Bradley KENT

LAP	LAP TIME	DIFF	MPH	TIME OF DAY
1 -	1:46.965	7.399	71.51	16:56:01.545
2 -	1:41.089	1.523	75.67	16:57:42.634
3 -	1:39.823 (2)	0.257	76.63	16:59:22.457
4 -	1:40.435	0.869	76.16	17:01:02.892
5 -	1:41.208	1.642	75.58	17:02:44.100
6 -	1:40.053	0.487	76.46	17:04:24.153
7 -	1:40.261	0.695	76.30	17:06:04.414
8 -	1:40.123	0.557	76.40	17:07:44.537
9 -	<b>1:39.566 (1)</b>		<b>76.83</b>	<b>17:09:24.103</b>
10 -	1:40.982	1.416	75.75	17:11:05.085
11 -	1:40.091	0.525	76.43	17:12:45.176
12 -	1:39.823 (2)	0.257	76.63	17:14:24.999
13 -	1:41.501	1.935	75.36	17:16:06.500

### P10 40 Raymond WORLEY (M)

LAP	LAP TIME	DIFF	MPH	TIME OF DAY
1 -	1:48.290	8.843	70.64	16:56:02.870
2 -	1:40.334	0.887	76.24	16:57:43.204
3 -	1:39.655 (2)	0.208	76.76	16:59:22.859
4 -	1:40.731	1.284	75.94	17:01:03.590
5 -	1:41.028	1.581	75.72	17:02:44.618
6 -	1:40.057	0.610	76.45	17:04:24.675
7 -	1:40.171	0.724	76.37	17:06:04.846
8 -	1:40.214	0.767	76.33	17:07:45.060
9 -	1:39.735 (3)	0.288	76.70	17:09:24.795
10 -	1:39.895	0.448	76.58	17:11:04.690
11 -	1:41.112	1.665	75.65	17:12:45.802
12 -	<b>1:39.447 (1)</b>		<b>76.92</b>	<b>17:14:25.249</b>
13 -	1:42.135	2.688	74.90	17:16:07.384

### P11 29 Patrick FLETCHER

LAP	LAP TIME	DIFF	MPH	TIME OF DAY
1 -	1:45.234	8.437	72.69	16:55:59.814
2 -	1:50.973	14.176	68.93	16:57:50.787
3 -	1:37.350	0.553	78.58	16:59:28.137
4 -	1:36.972 (3)	0.175	78.88	17:01:05.109
5 -	1:38.457	1.660	77.69	17:02:43.566
6 -	1:56.930	20.133	65.42	17:04:40.496
7 -	1:38.781	1.984	77.44	17:06:19.277
8 -	1:38.076	1.279	78.00	17:07:57.353
9 -	1:37.256	0.459	78.65	17:09:34.609
10 -	1:37.318	0.521	78.60	17:11:11.927
11 -	<b>1:36.797 (1)</b>		<b>79.03</b>	<b>17:12:48.724</b>
12 -	1:36.913 (2)	0.116	78.93	17:14:25.637
13 -	1:39.899	3.102	76.57	17:16:05.536

### P12 96 Christopher RICHARDSON

LAP	LAP TIME	DIFF	MPH	TIME OF DAY
1 -	1:49.413	9.960	69.91	16:56:03.993
2 -	1:40.254	0.801	76.30	16:57:44.247
3 -	<b>1:39.453 (1)</b>		<b>76.92</b>	<b>16:59:23.700</b>
4 -	1:39.526 (2)	0.073	76.86	17:01:03.226
5 -	1:39.797	0.344	76.65	17:02:43.023

DIFF = Difference To Personal Best Lap

6 -	1:40.461	1.008	76.14	17:04:23.484
7 -	1:40.169	0.716	76.37	17:06:03.653
8 -	1:39.791	0.338	76.66	17:07:43.444
9 -	1:39.831	0.378	76.63	17:09:23.275
10 -	1:39.710 (3)	0.257	76.72	17:11:02.985
11 -	1:40.307	0.854	76.26	17:12:43.292
12 -	1:40.450	0.997	76.15	17:14:23.742
13 -	1:55.873	16.420	66.02	17:16:19.615

### P13 69 George GRANT (M)

LAP	LAP TIME	DIFF	MPH	TIME OF DAY
1 -	1:47.508	7.876	71.15	16:56:02.088
2 -	1:39.787 (2)	0.155	76.66	16:57:41.875
3 -	1:40.413	0.781	76.18	16:59:22.288
4 -	1:40.346	0.714	76.23	17:01:02.634
5 -	1:40.080	0.448	76.43	17:02:42.714
6 -	1:41.003	1.371	75.74	17:04:23.717
7 -	1:40.141	0.509	76.39	17:06:03.858
8 -	1:40.337	0.705	76.24	17:07:44.195
9 -	1:39.875 (3)	0.243	76.59	17:09:24.070
10 -	<b>1:39.632 (1)</b>		<b>76.78</b>	<b>17:11:03.702</b>
11 -	1:40.493	0.861	76.12	17:12:44.195
12 -	1:40.550	0.918	76.08	17:14:24.745
13 -	2:02.748	23.116	62.32	17:16:27.493

Weather / Track : Bright / Dry

Croft

Circuit Length = 2.1250 miles

Start: 16:54 Flag 17:15 End: 17:17

# BRSCC Mazda MX-5 Super Cup

## RACE 18 - STATISTICS

**Competitors Started** 13  
**Planned Start** 2019-07-07 @ 16:50:00.000  
**Actual Start** 2019-07-07 @ 16:54:14.579  
**Finish Time** 2019-07-07 @ 17:15:28.235  
**Track Length** 2.1250mi.  
**Total Laps** 169  
**Total Distance Covered** 359.1296mi.

### Session Fastest Lap History

NO	NAME	LAP TIME	TIME OF DAY	LAP	VEHICLE
223	Garry TOWNSEND (M)	1:43.696	16:55:58.276	1	Mazda MX-5 Mk3
56	Steve ROBERTS	1:39.394	16:57:38.309	2	Mazda MX-5 Mk3
1	Luke HERBERT	1:39.350	16:57:39.696	2	Mazda MX-5 Mk3
91	Jack SYCAMORE	1:38.198	16:57:40.503	2	Mazda MX-5 Mk3
29	Patrick FLETCHER	1:37.350	16:59:28.149	3	Mazda MX-5 Mk3
29	Patrick FLETCHER	1:36.972	17:01:05.124	4	Mazda MX-5 Mk3
56	Steve ROBERTS	1:36.792	17:04:13.335	6	Mazda MX-5 Mk3
56	Steve ROBERTS	1:36.708	17:07:27.023	8	Mazda MX-5 Mk3
1	Luke HERBERT	1:36.424	17:07:27.410	8	Mazda MX-5 Mk3

### Session Leader History

NO	NAME	FROM LAP	LAPS LED	DISTANCE	VEHICLE
223	Garry TOWNSEND (M)	1	1	2.12 miles	Mazda MX-5 Mk3
56	Steve ROBERTS	2	1	2.12 miles	Mazda MX-5 Mk3
223	Garry TOWNSEND (M)	3	1	2.12 miles	Mazda MX-5 Mk3
43	Jack HARDING	4	1	2.12 miles	Mazda MX-5 Mk3
56	Steve ROBERTS	5	9	19.12 miles	Mazda MX-5 Mk3

### Flag History

TYPE	TIME OF DAY
GREEN	16:54:14.579
FINISH	17:15:28.235

### Flag Statistics

TYPE	COUNT	TOTAL LAPS	TOTAL TIME
Green	1	13	23:11.228
Red	0	0	0.000
Safety Car	0	0	0.000
FCY	0	0	0.000

Weather / Track : Bright / Dry

These results are provisional until the conclusion of any judicial and technical matters.

Croft

Circuit Length = 2.1250 miles

Start: 16:54 Flag 17:15 End: 17:17

Clerk Of Course :		Timekeeper :
-------------------	--	--------------