



BRSCC MAZDA MX-5 CHAMPIONSHIP

Cadwell Park

11th /12th May 2019



Results Provided by Timing Solutions Ltd
www.tsl-timing.com

Closed Wheel Practice Session

PRACTICE - CLASSIFICATION

POS	NO	NAME	ENTRY	TIME	ON	LAPS	GAP	DIFF	MPH
1	58	Nicholas DUNN	Mazda MX-5 Mk3	1:49.822	13	13			71.69
2	1	Tom HILL	Alfa Romeo 156	1:50.853	14	14	1.031	1.031	71.02
3	23	Martin TOLLEY (M)	Mazda MX-5 Mk1	1:52.075	12	12	2.253	1.222	70.24
4	21	Simon FLEET (M)	Mazda MX-5 Mk3	1:52.366	10	14	2.544	0.291	70.06
5	21	Isaac SMITH	Ford Fiesta ST	1:52.623	9	10	2.801	0.257	69.90
6	30	Dave TURTON	Mazda MX-5 Mk1	1:53.365	15	15	3.543	0.742	69.45
7	54	Jake DAWSON	Ford Fiesta ST	1:53.633	11	12	3.811	0.268	69.28
8	26	Charlie RAWLES	Mazda MX-5 Mk1	1:53.810	14	14	3.988	0.177	69.17
9	55	Matt POLLARD	Mazda MX-5 Mk1	1:54.005	12	14	4.183	0.195	69.06
10	60	Nick LE DOYEN (M)	Mazda MX-5 Mk1	1:54.563	15	15	4.741	0.558	68.72
11	89	Robert STEVENS	Ford Fiesta ST	1:55.074	13	14	5.252	0.511	68.41
12	70	Xavier BROOKE (M)	Mazda MX-5 Mk3	1:55.384	13	13	5.562	0.310	68.23
13	13	Scott LEACH (M)	Mazda MX-5 Mk1	1:55.613	14	14	5.791	0.229	68.09
14	10	Thomas MALLETT	Mazda MX-5 Mk1	1:56.087	15	15	6.265	0.474	67.82
15	4	Adam BESSELL	Mazda MX-5 Mk1	1:56.221	5	7	6.399	0.134	67.74
16	6	Samuel SMITH	Mazda MX-5 Mk1	1:56.417	5	7	6.595	0.196	67.62
17	61	Richard BAXTER	Mazda MX-5 Mk1	1:56.621	14	14	6.799	0.204	67.51
18	23	Zachary LUCAS	Ford Fiesta ST	1:56.880	8	10	7.058	0.259	67.36
19	93	Jack BREWER	Mazda MX-5 Mk1	1:57.260	5	5	7.438	0.380	67.14
20	222	Adrian JOHNSON	Mazda MX-5 Mk1	1:57.298	14	14	7.476	0.038	67.12
21	26	Stephen OBRIEN	Alfa Romeo 147	1:59.927	14	14	10.105	2.629	65.64
22	544	Jack MOODY	Mazda MX-5 Mk1	2:00.001	3	3	10.179	0.074	65.60
23	27	Christian DANN	Mazda MX-5 Mk1	2:00.051	9	11	10.229	0.050	65.58
24	82	Michael KNIBBS	Mazda MX-5 Mk1	2:02.835	5	5	13.013	2.784	64.09
25	42	Toby OWEN	Mazda MX-5 Mk1	2:03.974	3	3	14.152	1.139	63.50
26	13	Ryan FAULCONBRIDGE	Ford Fiesta ST	2:05.189	2	2	15.367	1.215	62.89
27	86	Andrew BOURKE	Alfa Romeo 156	2:06.416	13	13	16.594	1.227	62.28
28	7	Samuel WATKINS	Ford Fiesta ST	2:08.548	1	2	18.726	2.132	61.24
29	639	John JONES	Porsche 924	2:12.854	7	11	23.032	4.306	59.26
30	34	Adam TYRRELL (M)	Mazda MX-5 Mk1	2:15.462	4	4	25.640	2.608	58.12
31	176	Brian CHANDLER	Mazda MX-5 Mk3	3:53.125	2	2	2:03.303	1:37.663	33.77
32	29	Tom HUTCHINS	Ford Fiesta ST	10:59.029	1	1	9:09.207	7:05.904	11.94

Many cars had no transponders fitted and working. Not all laps for these cars were timed. Please fit a working transponder as per Motorsport UK regulations before qualifying.
Car 58 Mazda SuperCup has two transponders fitted.

Weather / Track : Cloudy / Wet

These results are provisional until the conclusion of any judicial and technical matters.

Cadwell Park

Circuit Length = 2.1869 miles

Start: 09:00 Flag 09:30 End: 09:32

Clerk Of Course :

Timekeeper :

Closed Wheel Practice Session PRACTICE - LAP ANALYSIS

DIFF = Difference To Personal Best Lap

P1 58 Nicholas DUNN				
LAP	LAP TIME	DIFF	MPH	TIME OF DAY
1 -	2:04.310	14.488	63.33	09:04:19.516
2 -	1:57.464	7.642	67.02	09:06:16.980
3 -	1:57.536	7.714	66.98	09:08:14.516
4 -	1:56.242	6.420	67.73	09:10:10.758
5 -	1:59.793	9.971	65.72	09:12:10.551
6 -	1:56.918	7.096	67.33	09:14:07.469
7 -	1:56.905	7.083	67.34	09:16:04.374
8 -	1:56.982	7.160	67.30	09:18:01.356
9 -	1:52.743	2.921	69.83	09:19:54.099
10 -	1:51.758 (3)	1.936	70.44	09:21:45.857
11 -	1:51.947	2.125	70.32	09:23:37.804
12 -	1:50.432 (2)	0.610	71.29	09:25:28.236
13 -	1:49.822 (1)		71.69	09:27:18.058

P2 1 Tom HILL				
LAP	LAP TIME	DIFF	MPH	TIME OF DAY
1 -	2:05.698	14.845	62.63	09:04:04.294
2 -	2:00.693	9.840	65.23	09:06:04.987
3 -	1:59.677	8.824	65.78	09:08:04.664
4 -	2:01.530	10.677	64.78	09:10:06.194
5 -	2:00.791	9.938	65.18	09:12:06.985
6 -	1:59.456	8.603	65.90	09:14:06.441
7 -	1:59.039 (3)	8.186	66.13	09:16:05.480
8 -	2:06.189	15.336	62.39	09:18:11.669
9 -	2:48.350 P	57.497	46.76	09:21:00.019
10 -	2:06.001	15.148	62.48	09:23:06.020
11 -	3:01.534 P	1:10.681	43.37	09:26:07.554
12 -	2:01.009	10.156	65.06	09:28:08.563
13 -	1:53.907 (2)	3.054	69.11	09:30:02.470
14 -	1:50.853 (1)		71.02	09:31:53.323

P3 23 Martin TOLLEY (M)				
LAP	LAP TIME	DIFF	MPH	TIME OF DAY
1 -	2:06.612	14.537	62.18	09:04:05.571
2 -	8:43.291	6:51.216	15.04	09:12:48.862
3 -	1:57.815	5.740	66.82	09:14:46.677
4 -	1:58.838	6.763	66.25	09:16:45.515
5 -	2:00.456	8.381	65.36	09:18:45.971
6 -	1:58.201	6.126	66.60	09:20:44.172
7 -	1:57.035	4.960	67.27	09:22:41.207
8 -	1:54.506	2.431	68.75	09:24:35.713
9 -	1:54.694	2.619	68.64	09:26:30.407
10 -	1:52.798 (2)	0.723	69.79	09:28:23.205
11 -	1:53.663 (3)	1.588	69.26	09:30:16.868
12 -	1:52.075 (1)		70.24	09:32:08.943

P4 21 Simon FLEET (M)				
LAP	LAP TIME	DIFF	MPH	TIME OF DAY
1 -	2:08.065	15.699	61.47	09:03:45.639
2 -	2:00.852	8.486	65.14	09:05:46.491
3 -	2:03.208	10.842	63.90	09:07:49.699
4 -	2:01.703	9.337	64.69	09:09:51.402
5 -	2:01.956	9.590	64.55	09:11:53.358
6 -	2:00.293	7.927	65.45	09:13:53.651
7 -	1:55.502	3.136	68.16	09:15:49.153
8 -	2:02.224	9.858	64.41	09:17:51.377
9 -	1:54.307	1.941	68.87	09:19:45.684
10 -	1:52.366 (1)		70.06	09:21:38.050
11 -	1:54.989	2.623	68.46	09:23:33.039

DIFF = Difference To Personal Best Lap

12 -	1:53.899	1.533	69.12	09:25:26.938
13 -	1:53.006 (2)	0.640	69.67	09:27:19.944
14 -	1:53.220 (3)	0.854	69.53	09:29:13.164

P5 21 Isaac SMITH				
LAP	LAP TIME	DIFF	MPH	TIME OF DAY
1 -	2:06.602	13.979	62.18	09:03:16.821
2 -	7:09.410	5:16.787	18.33	09:10:26.231
3 -	1:58.902	6.279	66.21	09:12:25.133
4 -	2:00.754	8.131	65.20	09:14:25.887
5 -	1:57.117	4.494	67.22	09:16:23.004
6 -	1:57.936	5.313	66.75	09:18:20.940
7 -	1:54.978	2.355	68.47	09:20:15.918
8 -	1:53.264 (3)	0.641	69.51	09:22:09.182
9 -	1:52.623 (1)		69.90	09:24:01.805
10 -	1:53.150 (2)	0.527	69.58	09:25:54.955

P6 30 Dave TURTON				
LAP	LAP TIME	DIFF	MPH	TIME OF DAY
1 -	2:13.382	20.017	59.02	09:04:22.115
2 -	2:04.237	10.872	63.37	09:06:26.352
3 -	2:02.509	9.144	64.26	09:08:28.861
4 -	2:00.512	7.147	65.33	09:10:29.373
5 -	2:01.862	8.497	64.60	09:12:31.235
6 -	2:02.235	8.870	64.41	09:14:33.470
7 -	1:57.645	4.280	66.92	09:16:31.115
8 -	2:04.510	11.145	63.23	09:18:35.625
9 -	1:59.363	5.998	65.96	09:20:34.988
10 -	1:56.877	3.512	67.36	09:22:31.865
11 -	1:54.641 (3)	1.276	68.67	09:24:26.506
12 -	1:54.302 (2)	0.937	68.88	09:26:20.808
13 -	1:55.185	1.820	68.35	09:28:15.993
14 -	1:56.180	2.815	67.76	09:30:12.173
15 -	1:53.365 (1)		69.45	09:32:05.538

P7 54 Jake DAWSON				
LAP	LAP TIME	DIFF	MPH	TIME OF DAY
1 -	2:20.240	26.607	56.14	09:04:25.057
2 -	2:04.980	11.347	62.99	09:06:30.037
3 -	2:02.290	8.657	64.38	09:08:32.327
4 -	2:01.154	7.521	64.98	09:10:33.481
5 -	2:00.198	6.565	65.50	09:12:33.679
6 -	1:59.350	5.717	65.96	09:14:33.029
7 -	1:55.967 (3)	2.334	67.89	09:16:28.996
8 -	2:03.420	9.787	63.79	09:18:32.416
9 -	1:58.402	4.769	66.49	09:20:30.818
10 -	1:57.468	3.835	67.02	09:22:28.286
11 -	1:53.633 (1)		69.28	09:24:21.919
12 -	1:54.098 (2)	0.465	69.00	09:26:16.017

P8 26 Charlie RAWLES				
LAP	LAP TIME	DIFF	MPH	TIME OF DAY
1 -	2:11.606	17.796	59.82	09:03:36.653
2 -	2:07.089	13.279	61.95	09:05:43.742
3 -	2:06.098	12.288	62.43	09:07:49.840
4 -	2:04.447	10.637	63.26	09:09:54.287
5 -	2:02.634	8.824	64.20	09:11:56.921
6 -	2:00.994	7.184	65.07	09:13:57.915
7 -	2:01.021	7.211	65.05	09:15:58.936
8 -	2:47.917 P	54.107	46.88	09:18:46.853
9 -	2:04.814	11.004	63.07	09:20:51.667

Cadwell Park
Circuit Length = 2.1869 miles
Start: 09:00 Flag 09:30 End: 09:32

Weather / Track : Cloudy / Wet

Closed Wheel Practice Session

PRACTICE - LAP ANALYSIS

DIFF = Difference To Personal Best Lap

10 -	1:58.189	4.379	66.61	09:22:49.856
11 -	1:57.252 (3)	3.442	67.14	09:24:47.108
12 -	2:01.039	7.229	65.04	09:26:48.147
13 -	1:55.520 (2)	1.710	68.15	09:28:43.667
14 -	1:53.810 (1)		69.17	09:30:37.477

P9 55 Matt POLLARD

LAP	LAP TIME	DIFF	MPH	TIME OF DAY
1 -	2:05.168	11.163	62.90	09:03:36.419
2 -	2:04.753	10.748	63.11	09:05:41.172
3 -	2:02.641	8.636	64.19	09:07:43.813
4 -	2:04.092	10.087	63.44	09:09:47.905
5 -	2:02.636	8.631	64.19	09:11:50.541
6 -	1:59.165	5.160	66.06	09:13:49.706
7 -	1:57.260	3.255	67.14	09:15:46.966
8 -	1:59.746	5.741	65.74	09:17:46.712
9 -	1:55.136 (3)	1.131	68.38	09:19:41.848
10 -	1:54.197 (2)	0.192	68.94	09:21:36.045
11 -	1:56.222	2.217	67.74	09:23:32.267
12 -	1:54.005 (1)		69.06	09:25:26.272
13 -	3:36.473 P	1:42.468	36.37	09:29:02.745
14 -	1:55.305	1.300	68.28	09:30:58.050

P10 60 Nick LE DOYEN (M)

LAP	LAP TIME	DIFF	MPH	TIME OF DAY
1 -	2:13.275	18.712	59.07	09:03:10.906
2 -	2:09.363	14.800	60.86	09:05:20.269
3 -	2:06.491	11.928	62.24	09:07:26.760
4 -	2:09.099	14.536	60.98	09:09:35.859
5 -	2:02.107	7.544	64.47	09:11:37.966
6 -	2:05.813	11.250	62.57	09:13:43.779
7 -	2:03.168	8.605	63.92	09:15:46.947
8 -	2:06.787	12.224	62.09	09:17:53.734
9 -	2:00.493	5.930	65.34	09:19:54.227
10 -	1:58.825 (3)	4.262	66.25	09:21:53.052
11 -	1:58.070 (2)	3.507	66.68	09:23:51.122
12 -	1:58.843	4.280	66.24	09:25:49.965
13 -	1:59.236	4.673	66.03	09:27:49.201
14 -	2:00.237	5.674	65.48	09:29:49.438
15 -	1:54.563 (1)		68.72	09:31:44.001

P11 89 Robert STEVENS

LAP	LAP TIME	DIFF	MPH	TIME OF DAY
1 -	2:12.011	16.937	59.64	09:03:27.595
2 -	2:09.354	14.280	60.86	09:05:36.949
3 -	2:10.009	14.935	60.55	09:07:46.958
4 -	2:08.219	13.145	61.40	09:09:55.177
5 -	2:04.559	9.485	63.20	09:11:59.736
6 -	2:01.472	6.398	64.81	09:14:01.208
7 -	2:10.542	15.468	60.31	09:16:11.750
8 -	2:11.033	15.959	60.08	09:18:22.783
9 -	2:10.461	15.387	60.34	09:20:33.244
10 -	2:10.888	15.814	60.15	09:22:44.132
11 -	1:59.330 (3)	4.256	65.97	09:24:43.462
12 -	1:57.111 (2)	2.037	67.22	09:26:40.573
13 -	1:55.074 (1)		68.41	09:28:35.647
14 -	2:11.057	15.983	60.07	09:30:46.704

P12 70 Xavier BROOKE (M)

LAP	LAP TIME	DIFF	MPH	TIME OF DAY
1 -	2:13.747	18.363	58.86	09:03:15.834

DIFF = Difference To Personal Best Lap

2 -	2:09.335	13.951	60.87	09:05:25.169
3 -	2:12.278	16.894	59.52	09:07:37.447
4 -	2:15.362	19.978	58.16	09:09:52.809
5 -	5:13.787 P	3:18.403	25.09	09:15:06.596
6 -	2:09.288	13.904	60.89	09:17:15.884
7 -	2:04.069	8.685	63.45	09:19:19.953
8 -	2:02.685	7.301	64.17	09:21:22.638
9 -	2:01.675	6.291	64.70	09:23:24.313
10 -	2:02.835	7.451	64.09	09:25:27.148
11 -	1:58.437 (3)	3.053	66.47	09:27:25.585
12 -	1:58.011 (2)	2.627	66.71	09:29:23.596
13 -	1:55.384 (1)		68.23	09:31:18.980

P13 13 Scott LEACH (M)

LAP	LAP TIME	DIFF	MPH	TIME OF DAY
1 -	2:06.171	10.558	62.40	09:03:35.444
2 -	2:05.161	9.548	62.90	09:05:40.605
3 -	2:02.338	6.725	64.35	09:07:42.943
4 -	2:04.723	9.110	63.12	09:09:47.666
5 -	2:03.614	8.001	63.69	09:11:51.280
6 -	1:59.274	3.661	66.00	09:13:50.554
7 -	1:57.442 (3)	1.829	67.03	09:15:47.996
8 -	2:03.035	7.422	63.99	09:17:51.031
9 -	1:58.267	2.654	66.57	09:19:49.298
10 -	1:57.938	2.325	66.75	09:21:47.236
11 -	3:01.661 P	1:06.048	43.34	09:24:48.897
12 -	2:06.296	10.683	62.33	09:26:55.193
13 -	1:56.806 (2)	1.193	67.40	09:28:51.999
14 -	1:55.613 (1)		68.09	09:30:47.612

P14 10 Thomas MALLETT

LAP	LAP TIME	DIFF	MPH	TIME OF DAY
1 -	2:16.498	20.411	57.67	09:03:20.892
2 -	2:12.043	15.956	59.62	09:05:32.935
3 -	2:10.990	14.903	60.10	09:07:43.925
4 -	2:07.092	11.005	61.94	09:09:51.017
5 -	2:05.634	9.547	62.66	09:11:56.651
6 -	2:03.562	7.475	63.71	09:14:00.213
7 -	2:02.902	6.815	64.06	09:16:03.115
8 -	2:05.385	9.298	62.79	09:18:08.500
9 -	2:01.602	5.515	64.74	09:20:10.102
10 -	2:00.147	4.060	65.52	09:22:10.249
11 -	1:59.531 (3)	3.444	65.86	09:24:09.780
12 -	1:59.906	3.819	65.66	09:26:09.686
13 -	1:58.739 (2)	2.652	66.30	09:28:08.425
14 -	2:00.712	4.625	65.22	09:30:09.137
15 -	1:56.087 (1)		67.82	09:32:05.224

P15 4 Adam BESSELL

LAP	LAP TIME	DIFF	MPH	TIME OF DAY
1 -	2:02.158	5.937	64.45	09:03:38.372
2 -	2:01.012	4.791	65.06	09:05:39.384
3 -	2:01.958	5.737	64.55	09:07:41.342
4 -	2:00.526	4.305	65.32	09:09:41.868
5 -	1:56.221 (1)		67.74	09:11:38.089
6 -	1:59.698 (3)	3.477	65.77	09:13:37.787
7 -	1:56.370 (2)	0.149	67.65	09:15:34.157

P16 6 Samuel SMITH

LAP	LAP TIME	DIFF	MPH	TIME OF DAY
1 -	2:02.345	5.928	64.35	09:03:37.689

Cadwell Park

Circuit Length = 2.1869 miles

Start: 09:00 Flag 09:30 End: 09:32

Weather / Track : Cloudy / Wet

Closed Wheel Practice Session

PRACTICE - LAP ANALYSIS

DIFF = Difference To Personal Best Lap

P27 86 Andrew BOURKE				
LAP	LAP TIME	DIFF	MPH	TIME OF DAY
1 -	2:29.225	22.809	52.76	09:04:33.212
2 -	2:20.094	13.678	56.19	09:06:53.306
3 -	2:13.046	6.630	59.17	09:09:06.352
4 -	2:12.462 (3)	6.046	59.43	09:11:18.814
5 -	2:11.600 (2)	5.184	59.82	09:13:30.414
6 -	2:15.548	9.132	58.08	09:15:45.962
7 -	2:22.682	16.266	55.18	09:18:08.644
8 -	2:18.905	12.489	56.68	09:20:27.549
9 -	2:16.129	9.713	57.83	09:22:43.678
10 -	2:18.034	11.618	57.03	09:25:01.712
11 -	2:14.022	7.606	58.74	09:27:15.734
12 -	2:12.484	6.068	59.42	09:29:28.218
13 -	2:06.416 (1)		62.28	09:31:34.634

P28 7 Samuel WATKINS				
LAP	LAP TIME	DIFF	MPH	TIME OF DAY
1 -	2:08.548 (1)		61.24	09:03:27.159
2 -	2:08.937 (2)	0.389	61.06	09:05:36.096

P29 639 John JONES				
LAP	LAP TIME	DIFF	MPH	TIME OF DAY
1 -	2:35.482	22.628	50.63	09:07:24.844
2 -	2:24.661	11.807	54.42	09:09:49.505
3 -	2:26.901	14.047	53.59	09:12:16.406
4 -	2:16.883	4.029	57.51	09:14:33.289
5 -	2:15.811 (2)	2.957	57.97	09:16:49.100
6 -	2:17.081	4.227	57.43	09:19:06.181
7 -	2:12.854 (1)		59.26	09:21:19.035
8 -	2:19.249	6.395	56.54	09:23:38.284
9 -	2:19.092	6.238	56.60	09:25:57.376
10 -	2:17.999	5.145	57.05	09:28:15.375
11 -	2:16.561 (3)	3.707	57.65	09:30:31.936

P30 34 Adam TYRRELL (M)				
LAP	LAP TIME	DIFF	MPH	TIME OF DAY
1 -	2:16.936 (2)	1.474	57.49	09:11:33.973
2 -	2:21.841 (3)	6.379	55.50	09:13:55.814
3 -	4:40.249	2:24.787	28.09	09:18:36.063
4 -	2:15.462 (1)		58.12	09:20:51.525

P31 176 Brian CHANDLER				
LAP	LAP TIME	DIFF	MPH	TIME OF DAY
1 -	7:48.170 (2)	3:55.045	16.81	09:08:41.489
2 -	3:53.125 (1)		33.77	09:12:34.614

P32 29 Tom HUTCHINS				
LAP	LAP TIME	DIFF	MPH	TIME OF DAY
1 -	10:59.029 (1)		11.94	09:12:15.748

Closed Wheel Practice Session

PRACTICE - STATISTICS

Competitors Started 32
Planned Start 2019-05-11 @ 09:00:00.000
Actual Start 2019-05-11 @ 09:00:27.359
Finish Time 2019-05-11 @ 09:30:28.963
Track Length 2.1869mi.
Total Laps 317
Total Distance Covered 693.2789mi.

Session Fastest Lap History

NO	NAME	LAP TIME	TIME OF DAY	LAP	VEHICLE
60	Nick LE DOYEN (M)	2:13.275	09:03:10.928	1	Mazda MX-5 Mk1
21	Isaac SMITH	2:06.602	09:03:16.849	1	Ford Fiesta ST
13	Scott LEACH (M)	2:06.171	09:03:35.464	1	Mazda MX-5 Mk1
55	Matt POLLARD	2:05.168	09:03:36.438	1	Mazda MX-5 Mk1
6	Samuel SMITH	2:02.345	09:03:37.706	1	Mazda MX-5 Mk1
4	Adam BESSELL	2:02.158	09:03:38.388	1	Mazda MX-5 Mk1
6	Samuel SMITH	2:01.035	09:05:38.742	2	Mazda MX-5 Mk1
4	Adam BESSELL	2:01.012	09:05:39.401	2	Mazda MX-5 Mk1
21	Simon FLEET (M)	2:00.852	09:05:46.510	2	Mazda MX-5 Mk3
1	Tom HILL	2:00.693	09:06:05.009	2	Alfa Romeo 156
58	Nicholas DUNN	1:57.464	09:06:16.980	2	Mazda MX-5 Mk3
58	Nicholas DUNN	1:56.242	09:10:10.776	4	Mazda MX-5 Mk3
4	Adam BESSELL	1:56.221	09:11:38.089	5	Mazda MX-5 Mk1
21	Simon FLEET (M)	1:55.502	09:15:49.170	7	Mazda MX-5 Mk3
55	Matt POLLARD	1:55.136	09:19:41.866	9	Mazda MX-5 Mk1
21	Simon FLEET (M)	1:54.307	09:19:45.701	9	Mazda MX-5 Mk3
58	Nicholas DUNN	1:52.743	09:19:54.099	9	Mazda MX-5 Mk3
21	Simon FLEET (M)	1:52.366	09:21:38.067	10	Mazda MX-5 Mk3
58	Nicholas DUNN	1:51.758	09:21:45.857	10	Mazda MX-5 Mk3
58	Nicholas DUNN	1:50.432	09:25:28.236	12	Mazda MX-5 Mk3
58	Nicholas DUNN	1:49.822	09:27:18.058	13	Mazda MX-5 Mk3

Flag History

TYPE	TIME OF DAY
GREEN	09:00:27.359
FINISH	09:30:28.963

Flag Statistics

TYPE	COUNT	TOTAL LAPS	TOTAL TIME
Green	1	15	32:15.184
Red	0	0	0.000
Safety Car	0	0	0.000
FCY	0	0	0.000

Weather / Track : Cloudy / Wet

These results are provisional until the conclusion of any judicial and technical matters.

Cadwell Park

Circuit Length = 2.1869 miles

Start: 09:00 Flag 09:30 End: 09:32

Clerk Of Course :

Timekeeper :

2019 BRSCC Mazda MX-5 Championship - Group 1

QUALIFYING - CLASSIFICATION

POS	NO	NAME	ENTRY	TIME	ON	LAPS	GAP	DIFF	MPH
1	1*	Will BLACKWELL-CHAMBERS	Mazda MX-5 Mk1	1:44.246	3	6			75.52
2	83	Brian TROTT (M)	Mazda MX-5 Mk1	1:44.502	9	11	0.256	0.256	75.34
3	77*	Steve FODEN	Mazda MX-5 Mk1	1:44.706	5	10	0.460	0.204	75.19
4	71*	Ben SHORT	Mazda MX-5 Mk1	1:44.807	11	12	0.561	0.101	75.12
5	63*	Oliver ALLWOOD	Mazda MX-5 Mk1	1:44.865	2	10	0.619	0.058	75.07
6	72*	Matt LUFF	Mazda MX-5 Mk1	1:45.218	8	10	0.972	0.353	74.82
7	55	Matt POLLARD	Mazda MX-5 Mk1	1:45.671	8	11	1.425	0.453	74.50
8	93*	Jack BREWER	Mazda MX-5 Mk1	1:45.882	11	11	1.636	0.211	74.35
9	29*	Adam CRAIG	Mazda MX-5 Mk1	1:46.215	8	11	1.969	0.333	74.12
10	54	Marcus BAILEY (M)	Mazda MX-5 Mk1	1:46.477	7	11	2.231	0.262	73.94
11	81	Sebastian FISHER	Mazda MX-5 Mk1	1:46.489	8	11	2.243	0.012	73.93
12	24*	Oliver GRAHAM	Mazda MX-5 Mk1	1:46.996	5	10	2.750	0.507	73.58
13	61*	Richard BAXTER	Mazda MX-5 Mk1	1:47.460	9	11	3.214	0.464	73.26
14	3	Richard WOOTTEN	Mazda MX-5 Mk1	1:48.224	11	11	3.978	0.764	72.74
15	31	Bryn GRIFFITHS (M)	Mazda MX-5 Mk1	1:48.242	4	9	3.996	0.018	72.73
16	544	Jack MOODY	Mazda MX-5 Mk1	1:48.248	11	11	4.002	0.006	72.73
17	74	Clive CHISNALL (M)	Mazda MX-5 Mk1	1:49.027	7	9	4.781	0.779	72.21
18	222	Adrian JOHNSON	Mazda MX-5 Mk1	1:49.114	10	11	4.868	0.087	72.15
19	82*	Michael KNIBBS	Mazda MX-5 Mk1	1:49.781	10	11	5.535	0.667	71.71
20	27	Christian DANN	Mazda MX-5 Mk1	1:50.135	11	11	5.889	0.354	71.48
21	20	Christopher GINN (M)	Mazda MX-5 Mk1	1:50.165	9	10	5.919	0.030	71.46
22	10*	Thomas MALLETT	Mazda MX-5 Mk1	1:50.497	9	11	6.251	0.332	71.25
23	43	Arun DHANAPALA	Mazda MX-5 Mk1	1:50.884	6	11	6.638	0.387	71.00
24	80*	Adam TYLER	Mazda MX-5 Mk1	1:51.456	10	10	7.210	0.572	70.63
25	53	Jonathan FIELDSSEND (M)	Mazda MX-5 Mk1	1:53.601	7	10	9.355	2.145	69.30
26	78	Richard BARTLETT (M)	Mazda MX-5 Mk1	1:53.955	2	10	9.709	0.354	69.09
27	68	Ashley HEATH (M)	Mazda MX-5 Mk1	1:54.748	9	9	10.502	0.793	68.61

No. 1, 10, 24, 29, 61, 77, 80, 93 - 1 Lap time disallowed; exceeding track limits.

No. 71, 82 - 2 Lap times disallowed; exceeding track limits.

No. 63 - 3 Lap times disallowed; exceeding track limits.

No. 72 - 4 Lap times disallowed; exceeding track limits.

Cadwell Park

Circuit Length = 2.1869 miles

Start: 10:35 Flag 10:55 End: 11:01

Weather / Track : Cloudy / Dry

These results are provisional until the conclusion of any judicial and technical matters.

Clerk Of Course :

Timekeeper :

2019 BRSCC Mazda MX-5 Championship - Group 1

QUALIFYING - LAP ANALYSIS

DIFF = Difference To Personal Best Lap

P1 1 Will BLACKWELL-CHAMBERS				
LAP	LAP TIME	DIFF	MPH	TIME OF DAY
1 -	1:44.574 D	0.328	75.28	10:41:29.072
2 -	3:29.299	1:45.053	37.61	10:44:58.371
3 -	1:44.246 (1)		75.52	10:46:42.617
4 -	5:10.763	3:26.517	25.33	10:51:53.380
5 -	1:44.274 (2)	0.028	75.50	10:53:37.654
6 -	1:44.651 (3)	0.405	75.23	10:55:22.305

P2 83 Brian TROTT (M)				
LAP	LAP TIME	DIFF	MPH	TIME OF DAY
1 -	2:02.969	18.467	64.02	10:39:12.877
2 -	1:44.872 (3)	0.370	75.07	10:40:57.749
3 -	1:45.892	1.390	74.35	10:42:43.641
4 -	1:46.224	1.722	74.11	10:44:29.865
5 -	1:45.078	0.576	74.92	10:46:14.943
6 -	2:09.970	25.468	60.57	10:48:24.913
7 -	1:44.804 (2)	0.302	75.12	10:50:09.717
8 -	1:48.443	3.941	72.60	10:51:58.160
9 -	1:44.502 (1)		75.34	10:53:42.662
10 -	1:55.626	11.124	68.09	10:55:38.288
11 -	1:45.642	1.140	74.52	10:57:23.930

P3 77 Steve FODEN				
LAP	LAP TIME	DIFF	MPH	TIME OF DAY
1 -	1:45.337	0.631	74.74	10:37:59.549
2 -	1:46.736	2.030	73.76	10:39:46.285
3 -	1:45.592	0.886	74.56	10:41:31.877
4 -	1:45.270 (3)	0.564	74.79	10:43:17.147
5 -	1:44.706 (1)		75.19	10:45:01.853
6 -	4:53.998 P	3:09.292	26.77	10:49:55.851
7 -	4:55.780 D	11.074	68.00	10:51:51.631
8 -	1:44.840 (2)	0.134	75.09	10:53:36.471
9 -	1:46.344	1.638	74.03	10:55:22.815
10 -	1:55.415	10.709	68.21	10:57:18.230

P4 71 Ben SHORT				
LAP	LAP TIME	DIFF	MPH	TIME OF DAY
1 -	1:46.336	1.529	74.04	10:37:57.439
2 -	1:45.177 (2)	0.370	74.85	10:39:42.616
3 -	1:45.532 D	0.725	74.60	10:41:28.148
4 -	1:45.325 (3)	0.518	74.75	10:43:13.473
5 -	1:45.779	0.972	74.43	10:44:59.252
6 -	1:45.373	0.566	74.71	10:46:44.625
7 -	1:45.074 D	0.264	74.93	10:48:29.696
8 -	1:45.421	0.614	74.68	10:50:15.117
9 -	1:45.806	0.999	74.41	10:52:00.923
10 -	1:46.153	1.346	74.16	10:53:47.076
11 -	1:44.807 (1)		75.12	10:55:31.883
12 -	2:16.049 P	31.242	57.87	10:57:47.932

P5 63 Oliver ALLWOOD				
LAP	LAP TIME	DIFF	MPH	TIME OF DAY
1 -	2:03.227	18.362	63.89	10:39:15.258
2 -	1:44.865 (1)		75.07	10:41:00.123
3 -	1:45.390	0.525	74.70	10:42:45.513
4 -	1:44.875 (2)	0.010	75.07	10:44:30.388
5 -	2:45.429 P	1:00.564	47.59	10:47:15.817
6 -	1:46.929 D	2.064	73.63	10:49:02.746
7 -	1:46.453	1.588	73.95	10:50:49.199

DIFF = Difference To Personal Best Lap

8 -	1:46.044 D	1.179	74.24	10:52:35.243
9 -	1:46.548 D	1.653	73.91	10:54:21.761
10 -	1:45.130 (3)	0.265	74.89	10:56:06.891

P6 72 Matt LUFF				
LAP	LAP TIME	DIFF	MPH	TIME OF DAY
1 -	2:22.452	37.234	55.26	10:38:51.073
2 -	2:07.658 (3)	22.440	61.67	10:40:58.731
3 -	1:45.499 D		74.84	10:42:43.930
4 -	1:47.940 D	2.722	72.94	10:44:31.870
5 -	1:45.284 D	0.066	74.78	10:46:17.154
6 -	2:45.068 P	59.850	47.69	10:49:02.222
7 -	1:53.472	8.254	69.38	10:50:55.694
8 -	1:45.218 (1)		74.82	10:52:40.912
9 -	1:45.248 (2)	0.030	74.80	10:54:26.160
10 -	1:46.742 D	1.524	73.75	10:56:12.902

P7 55 Matt POLLARD				
LAP	LAP TIME	DIFF	MPH	TIME OF DAY
1 -	1:46.788	1.117	73.72	10:38:04.582
2 -	1:47.176	1.505	73.46	10:39:51.758
3 -	1:46.514	0.843	73.91	10:41:38.272
4 -	1:46.321	0.650	74.05	10:43:24.593
5 -	1:46.442	0.771	73.96	10:45:11.035
6 -	1:46.073 (3)	0.402	74.22	10:46:57.108
7 -	1:46.160	0.489	74.16	10:48:43.268
8 -	1:45.671 (1)		74.50	10:50:28.939
9 -	1:46.176	0.505	74.15	10:52:15.115
10 -	1:45.876 (2)	0.205	74.36	10:54:00.991
11 -	1:47.805	2.134	73.03	10:55:48.796

P8 93 Jack BREWER				
LAP	LAP TIME	DIFF	MPH	TIME OF DAY
1 -	1:48.661	2.779	72.45	10:37:59.039
2 -	1:49.291	3.409	72.03	10:39:48.330
3 -	1:49.923	4.041	71.62	10:41:38.253
4 -	1:47.349	1.467	73.34	10:43:25.602
5 -	1:46.667 (2)	0.785	73.81	10:45:12.269
6 -	1:46.686 (3)	0.804	73.79	10:46:58.955
7 -	1:55.205 D	9.323	68.34	10:48:54.160
8 -	1:46.700	0.818	73.78	10:50:40.860
9 -	1:54.841	8.959	68.55	10:52:35.701
10 -	1:46.727	0.845	73.76	10:54:22.428
11 -	1:45.882 (1)		74.35	10:56:08.310

P9 29 Adam CRAIG				
LAP	LAP TIME	DIFF	MPH	TIME OF DAY
1 -	1:53.339	7.124	69.46	10:38:31.445
2 -	1:50.392	4.177	71.32	10:40:21.837
3 -	1:46.887	0.672	73.65	10:42:08.724
4 -	1:48.024 D	1.809	72.88	10:43:56.748
5 -	1:47.211	0.996	73.43	10:45:43.959
6 -	1:46.660 (3)	0.445	73.81	10:47:30.619
7 -	1:46.631 (2)	0.416	73.83	10:49:17.250
8 -	1:46.215 (1)		74.12	10:51:03.465
9 -	1:47.365	1.150	73.33	10:52:50.830
10 -	1:47.448	1.233	73.27	10:54:38.278
11 -	1:46.821	0.606	73.70	10:56:25.099

Weather / Track : Cloudy / Dry

Cadwell Park
Circuit Length = 2.1869 miles
Start: 10:35 Flag 10:55 End: 11:01

2019 BRSCC Mazda MX-5 Championship - Group 1

QUALIFYING - LAP ANALYSIS

DIFF = Difference To Personal Best Lap

P10 54 Marcus BAILEY (M)				
LAP	LAP TIME	DIFF	MPH	TIME OF DAY
1 -	1:47.937	1.460	72.94	10:37:57.031
2 -	1:47.228	0.751	73.42	10:39:44.259
3 -	1:47.504	1.027	73.23	10:41:31.763
4 -	1:46.868	0.391	73.67	10:43:18.631
5 -	1:46.906	0.429	73.64	10:45:05.537
6 -	1:46.647 (2)	0.170	73.82	10:46:52.184
7 -	1:46.477 (1)		73.94	10:48:38.661
8 -	1:46.732 (3)	0.255	73.76	10:50:25.393
9 -	1:47.207	0.730	73.43	10:52:12.600
10 -	1:46.813	0.336	73.71	10:53:59.413
11 -	1:47.210	0.733	73.43	10:55:46.623

P11 81 Sebastian FISHER				
LAP	LAP TIME	DIFF	MPH	TIME OF DAY
1 -	1:50.874	4.385	71.01	10:38:17.988
2 -	1:48.197	1.708	72.76	10:40:06.185
3 -	1:47.079	0.590	73.52	10:41:53.264
4 -	1:47.158	0.669	73.47	10:43:40.422
5 -	1:46.660 (3)	0.171	73.81	10:45:27.082
6 -	1:49.743	3.254	71.74	10:47:16.825
7 -	1:47.825	1.336	73.01	10:49:04.650
8 -	1:46.489 (1)		73.93	10:50:51.139
9 -	1:46.501 (2)	0.012	73.92	10:52:37.640
10 -	1:48.537	2.048	72.53	10:54:26.177
11 -	1:47.302	0.813	73.37	10:56:13.479

P12 24 Oliver GRAHAM				
LAP	LAP TIME	DIFF	MPH	TIME OF DAY
1 -	1:51.083	4.087	70.87	10:38:18.346
2 -	1:48.206	1.210	72.76	10:40:06.552
3 -	1:47.378 (2)	0.382	73.32	10:41:53.930
4 -	1:47.177 D	0.181	73.45	10:43:41.107
5 -	1:46.996 (1)		73.58	10:45:28.103
6 -	1:47.692 (3)	0.696	73.10	10:47:15.795
7 -	3:02.746 P	1:15.750	43.08	10:50:18.541
8 -	1:53.244	6.248	69.52	10:52:11.785
9 -	1:48.392	1.396	72.63	10:54:00.177
10 -	1:48.303	1.307	72.69	10:55:48.480

P13 61 Richard BAXTER				
LAP	LAP TIME	DIFF	MPH	TIME OF DAY
1 -	1:48.676	1.216	72.44	10:38:04.467
2 -	1:48.769	1.309	72.38	10:39:53.236
3 -	1:48.705	1.245	72.42	10:41:41.941
4 -	1:47.687 D	0.227	73.11	10:43:29.628
5 -	1:48.263 (3)	0.803	72.72	10:45:17.891
6 -	1:48.556	1.096	72.52	10:47:06.447
7 -	1:48.779	1.319	72.37	10:48:55.226
8 -	1:47.962 (2)	0.502	72.92	10:50:43.188
9 -	1:47.460 (1)		73.26	10:52:30.648
10 -	2:44.277 P	56.817	47.92	10:55:14.925
11 -	1:52.748	5.288	69.83	10:57:07.673

P14 3 Richard WOOTTEN				
LAP	LAP TIME	DIFF	MPH	TIME OF DAY
1 -	1:50.701	2.477	71.12	10:38:10.478
2 -	1:49.065	0.841	72.18	10:39:59.543
3 -	1:49.074	0.850	72.18	10:41:48.617

DIFF = Difference To Personal Best Lap

4 -	1:48.968	0.744	72.25	10:43:37.585
5 -	1:48.639 (2)	0.415	72.47	10:45:26.224
6 -	1:51.886	3.662	70.36	10:47:18.110
7 -	1:54.513	6.289	68.75	10:49:12.623
8 -	1:49.231	1.007	72.07	10:51:01.854
9 -	1:48.734 (3)	0.510	72.40	10:52:50.588
10 -	1:49.911	1.687	71.63	10:54:40.499
11 -	1:48.224 (1)		72.74	10:56:28.723

P15 31 Bryn GRIFFITHS (M)				
LAP	LAP TIME	DIFF	MPH	TIME OF DAY
1 -	1:49.802	1.560	71.70	10:38:02.862
2 -	1:48.760	0.518	72.39	10:39:51.622
3 -	1:51.064	2.822	70.88	10:41:42.686
4 -	1:48.242 (1)		72.73	10:43:30.928
5 -	1:48.517 (2)	0.275	72.55	10:45:19.445
6 -	5:08.629	3:20.387	25.51	10:50:28.074
7 -	1:48.718	0.476	72.41	10:52:16.792
8 -	1:49.755	1.513	71.73	10:54:06.547
9 -	1:48.551 (3)	0.309	72.52	10:55:55.098

P16 544 Jack MOODY				
LAP	LAP TIME	DIFF	MPH	TIME OF DAY
1 -	1:56.159	7.911	67.77	10:38:40.735
2 -	1:50.799	2.551	71.05	10:40:31.534
3 -	1:50.478	2.230	71.26	10:42:22.012
4 -	1:49.457	1.209	71.92	10:44:11.469
5 -	1:49.476	1.228	71.91	10:46:00.945
6 -	2:10.869	22.621	60.16	10:48:11.814
7 -	2:00.156	11.908	65.52	10:50:11.970
8 -	1:48.660 (3)	0.412	72.45	10:52:00.630
9 -	1:50.755	2.507	71.08	10:53:51.385
10 -	1:48.658 (2)	0.410	72.45	10:55:40.043
11 -	1:48.248 (1)		72.73	10:57:28.291

P17 74 Clive CHISNALL (M)				
LAP	LAP TIME	DIFF	MPH	TIME OF DAY
1 -	2:00.380	11.353	65.40	10:38:43.524
2 -	1:56.865	7.838	67.37	10:40:40.389
3 -	1:49.777 (3)	0.750	71.71	10:42:30.166
4 -	1:50.572	1.545	71.20	10:44:20.738
5 -	1:53.512	4.485	69.36	10:46:14.250
6 -	4:32.985	2:43.958	28.84	10:50:47.235
7 -	1:49.027 (1)		72.21	10:52:36.262
8 -	1:49.419 (2)	0.392	71.95	10:54:25.681
9 -	1:51.172	2.145	70.81	10:56:16.853

P18 222 Adrian JOHNSON				
LAP	LAP TIME	DIFF	MPH	TIME OF DAY
1 -	1:53.399	4.285	69.42	10:38:21.693
2 -	1:49.775	0.661	71.72	10:40:11.468
3 -	1:50.355	1.241	71.34	10:42:01.823
4 -	1:56.794	7.680	67.41	10:43:58.617
5 -	1:49.312 (2)	0.198	72.02	10:45:47.929
6 -	2:01.278	12.164	64.91	10:47:49.207
7 -	1:49.344 (3)	0.230	72.00	10:49:38.551
8 -	2:04.272	15.158	63.35	10:51:42.823
9 -	1:49.606	0.492	71.83	10:53:32.429
10 -	1:49.114 (1)		72.15	10:55:21.543
11 -	1:50.953	1.839	70.95	10:57:12.496

Weather / Track : Cloudy / Dry

Cadwell Park
Circuit Length = 2.1869 miles
Start: 10:35 Flag 10:55 End: 11:01

2019 BRSCC Mazda MX-5 Championship - Group 1

QUALIFYING - LAP ANALYSIS

DIFF = Difference To Personal Best Lap

P19 82 Michael KNIBBS				
LAP	LAP TIME	DIFF	MPH	TIME OF DAY
1 -	2:01.718	11.937	64.68	10:38:39.500
2 -	1:51.302	1.521	70.73	10:40:30.802
3 -	1:51.801	2.020	70.42	10:42:22.603
4 -	1:51.344 D	1.530	70.73	10:44:13.914
5 -	1:49.884 D	0.100	71.65	10:46:03.795
6 -	1:50.215	0.434	71.43	10:47:54.010
7 -	1:49.860 (3)	0.079	71.66	10:49:43.870
8 -	1:50.811	1.030	71.05	10:51:34.681
9 -	1:49.796 (2)	0.015	71.70	10:53:24.477
10 -	1:49.781 (1)		71.71	10:55:14.258
11 -	1:51.629	1.848	70.53	10:57:05.887

P20 27 Christian DANN				
LAP	LAP TIME	DIFF	MPH	TIME OF DAY
1 -	1:56.621	6.486	67.51	10:38:40.793
2 -	1:54.457	4.322	68.78	10:40:35.250
3 -	1:52.075	1.940	70.24	10:42:27.325
4 -	1:50.592 (2)	0.457	71.19	10:44:17.917
5 -	1:52.194	2.059	70.17	10:46:10.111
6 -	1:51.844	1.709	70.39	10:48:01.955
7 -	1:51.725	1.590	70.46	10:49:53.680
8 -	1:51.024	0.889	70.91	10:51:44.704
9 -	1:50.719 (3)	0.584	71.10	10:53:35.423
10 -	1:54.256	4.121	68.90	10:55:29.679
11 -	1:50.135 (1)		71.48	10:57:19.814

P21 20 Christopher GINN (M)				
LAP	LAP TIME	DIFF	MPH	TIME OF DAY
1 -	2:01.937	11.772	64.56	10:38:45.941
2 -	1:57.830	7.665	66.81	10:40:43.771
3 -	1:55.417	5.252	68.21	10:42:39.188
4 -	1:53.473	3.308	69.38	10:44:32.661
5 -	1:51.250	1.085	70.77	10:46:23.911
6 -	1:50.497 (2)	0.332	71.25	10:48:14.408
7 -	2:00.281	10.116	65.45	10:50:14.689
8 -	1:51.183 (3)	1.018	70.81	10:52:05.872
9 -	1:50.165 (1)		71.46	10:53:56.037
10 -	1:53.632	3.467	69.28	10:55:49.669

P22 10 Thomas MALLETT				
LAP	LAP TIME	DIFF	MPH	TIME OF DAY
1 -	2:03.370	12.873	63.81	10:38:40.447
2 -	1:54.590	4.093	68.70	10:40:35.037
3 -	1:53.266	2.769	69.51	10:42:28.303
4 -	1:51.476	0.979	70.62	10:44:19.779
5 -	1:53.109	2.612	69.60	10:46:12.888
6 -	1:54.622	4.125	68.68	10:48:07.510
7 -	1:51.468	0.971	70.63	10:49:58.978
8 -	1:50.879 (3)	0.382	71.00	10:51:49.857
9 -	1:50.497 (1)		71.25	10:53:40.354
10 -	1:50.671 (2)	0.174	71.14	10:55:31.025
11 -	1:49.905 D		71.63	10:57:20.930

P23 43 Arun DHANAPALA				
LAP	LAP TIME	DIFF	MPH	TIME OF DAY
1 -	1:54.905	4.021	68.51	10:38:17.874
2 -	1:52.389	1.505	70.05	10:40:10.263
3 -	1:51.367 (3)	0.483	70.69	10:42:01.630

DIFF = Difference To Personal Best Lap

4 -	1:52.251	1.367	70.13	10:43:53.881
5 -	1:51.557	0.673	70.57	10:45:45.438
6 -	1:50.884 (1)		71.00	10:47:36.322
7 -	1:51.751	0.867	70.45	10:49:28.073
8 -	1:51.550	0.666	70.58	10:51:19.623
9 -	1:51.212 (2)	0.328	70.79	10:53:10.835
10 -	1:51.865	0.981	70.38	10:55:02.700
11 -	1:51.386	0.502	70.68	10:56:54.086

P24 80 Adam TYLER				
LAP	LAP TIME	DIFF	MPH	TIME OF DAY
1 -	2:09.423	17.967	60.83	10:38:36.635
2 -	2:03.776	12.320	63.60	10:40:40.411
3 -	1:58.356	6.900	66.52	10:42:38.767
4 -	1:57.924 D	6.468	66.76	10:44:36.691
5 -	1:55.451	3.995	68.19	10:46:32.142
6 -	1:55.071	3.615	68.42	10:48:27.213
7 -	1:54.084 (3)	2.628	69.01	10:50:21.297
8 -	1:55.135	3.679	68.38	10:52:16.432
9 -	1:52.638 (2)	1.182	69.89	10:54:09.070
10 -	1:51.456 (1)		70.63	10:56:00.526

P25 53 Jonathan FIELDSEND (M)				
LAP	LAP TIME	DIFF	MPH	TIME OF DAY
1 -	1:58.425	4.824	66.48	10:38:31.213
2 -	1:55.089	1.488	68.40	10:40:26.302
3 -	1:58.399	4.798	66.49	10:42:24.701
4 -	1:57.719	4.118	66.88	10:44:22.420
5 -	1:53.937 (3)	0.336	69.10	10:46:16.357
6 -	1:59.634	6.033	65.81	10:48:15.991
7 -	1:53.601 (1)		69.30	10:50:09.592
8 -	1:55.907	2.306	67.92	10:52:05.499
9 -	1:53.932 (2)	0.331	69.10	10:53:59.431
10 -	1:54.376	0.775	68.83	10:55:53.807

P26 78 Richard BARTLETT (M)				
LAP	LAP TIME	DIFF	MPH	TIME OF DAY
1 -	1:57.953	3.998	66.74	10:38:33.701
2 -	1:53.955 (1)		69.09	10:40:27.656
3 -	1:54.279 (3)	0.324	68.89	10:42:21.935
4 -	1:55.525	1.570	68.15	10:44:17.460
5 -	1:55.199	1.244	68.34	10:46:12.659
6 -	1:57.893	3.938	66.78	10:48:10.552
7 -	1:54.356	0.401	68.84	10:50:04.908
8 -	1:54.833	0.878	68.56	10:51:59.741
9 -	1:54.179 (2)	0.224	68.95	10:53:53.920
10 -	1:54.457	0.502	68.78	10:55:48.377

P27 68 Ashley HEATH (M)				
LAP	LAP TIME	DIFF	MPH	TIME OF DAY
1 -	2:05.191	10.443	62.88	10:38:40.593
2 -	2:05.340	10.592	62.81	10:40:45.933
3 -	2:00.523 (3)	5.775	65.32	10:42:46.456
4 -	1:56.558 (2)	1.810	67.54	10:44:43.014
5 -	3:08.611 P	1:13.863	41.74	10:47:51.625
6 -	2:02.206	7.458	64.42	10:49:53.831
7 -	2:38.118 P	43.370	49.79	10:52:31.949
8 -	2:01.353	6.605	64.87	10:54:33.302
9 -	1:54.748 (1)		68.61	10:56:28.050

Cadwell Park
 Circuit Length = 2.1869 miles
 Start: 10:35 Flag 10:55 End: 11:01

Weather / Track : Cloudy / Dry

2019 BRSCC Mazda MX-5 Championship - Group 1

QUALIFYING - STATISTICS

Competitors Started 27
Planned Start 2019-05-11 @ 10:30:00.000
Actual Start 2019-05-11 @ 10:35:41.670
Finish Time 2019-05-11 @ 10:55:44.572
Track Length 2.1869mi.
Total Laps 279
Total Distance Covered 610.1729mi.

Session Fastest Lap History

NO	NAME	LAP TIME	TIME OF DAY	LAP	VEHICLE
54	Marcus BAILEY (M)	1:47.937	10:37:57.051	1	Mazda MX-5 Mk1
71	Ben SHORT	1:46.336	10:37:57.463	1	Mazda MX-5 Mk1
77	Steve FODEN	1:45.337	10:37:59.563	1	Mazda MX-5 Mk1
71	Ben SHORT	1:45.177	10:39:42.641	2	Mazda MX-5 Mk1
83	Brian TROTT (M)	1:44.872	10:40:57.767	2	Mazda MX-5 Mk1
63	Oliver ALLWOOD	1:44.865	10:41:00.140	2	Mazda MX-5 Mk1
77	Steve FODEN	1:44.706	10:45:01.869	5	Mazda MX-5 Mk1
1	Will BLACKWELL-CHAMBERS	1:44.246	10:46:42.617	3	Mazda MX-5 Mk1

Flag History

TYPE	TIME OF DAY
GREEN	10:35:41.670
FINISH	10:55:44.572

Flag Statistics

TYPE	COUNT	TOTAL LAPS	TOTAL TIME
Green	1	12	25:24.275
Red	0	0	0.000
Safety Car	0	0	0.000
FCY	0	0	0.000

Weather / Track : Cloudy / Dry

These results are provisional until the conclusion of any judicial and technical matters.

Cadwell Park

Circuit Length = 2.1869 miles

Start: 10:35 Flag 10:55 End: 11:01

Clerk Of Course :

Timekeeper :

2019 BRSCC Mazda MX-5 Championship - Group 2

QUALIFYING - CLASSIFICATION

POS	NO	NAME	ENTRY	TIME	ON	LAPS	GAP	DIFF	MPH
1	5	John LANGRIDGE	Mazda MX-5 Mk1	1:44.905	11	11			75.05
2	41	Joe WIGGIN	Mazda MX-5 Mk1	1:45.185	11	11	0.280	0.280	74.85
3	65	William HAYDEN	Mazda MX-5 Mk1	1:45.262	9	9	0.357	0.077	74.79
4	8*	Lewis CANNON	Mazda MX-5 Mk1	1:45.722	11	11	0.817	0.460	74.47
5	23*	Martin TOLLEY (M)	Mazda MX-5 Mk1	1:46.517	11	11	1.612	0.795	73.91
6	40	Ben HANCY	Mazda MX-5 Mk1	1:46.706	6	11	1.801	0.189	73.78
7	33	Jason GREATREX (M)	Mazda MX-5 Mk1	1:46.807	9	11	1.902	0.101	73.71
8	30	Dave TURTON	Mazda MX-5 Mk1	1:46.983	10	10	2.078	0.176	73.59
9	666	David WATERS	Mazda MX-5 Mk1	1:47.149	9	11	2.244	0.166	73.47
10	25	Ivan LEARY (M)	Mazda MX-5 Mk1	1:47.541	8	11	2.636	0.392	73.21
11	91	Tom SMITH	Mazda MX-5 Mk1	1:47.576	8	11	2.671	0.035	73.18
12	13	Scott LEACH (M)	Mazda MX-5 Mk1	1:48.765	6	11	3.860	1.189	72.38
13	60*	Nick LE DOYEN (M)	Mazda MX-5 Mk1	1:48.903	5	11	3.998	0.138	72.29
14	66	Christina HOLLEY	Mazda MX-5 Mk1	1:49.054	11	11	4.149	0.151	72.19
15	56	Thomas JENKINS	Mazda MX-5 Mk1	1:49.125	8	11	4.220	0.071	72.14
16	57	Oliver JENKINS	Mazda MX-5 Mk1	1:49.487	7	11	4.582	0.362	71.90
17	90*	Bruce ROBINSON (M)	Mazda MX-5 Mk1	1:49.501	5	11	4.596	0.014	71.90
18	45	Graham RUMSEY (M)	Mazda MX-5 Mk1	1:49.582	4	11	4.677	0.081	71.84
19	173	Stuart Ross FRENCH	Mazda MX-5 Mk1	1:50.187	10	10	5.282	0.605	71.45
20	2	Jake STYLES	Mazda MX-5 Mk1	1:51.223	8	11	6.318	1.036	70.78
21	26*	Charlie RAWLES	Mazda MX-5 Mk1	1:51.288	2	7	6.383	0.065	70.74
22	42	Toby OWEN	Mazda MX-5 Mk1	1:51.369	8	10	6.464	0.081	70.69
23	34	Adam TYRRELL (M)	Mazda MX-5 Mk1	2:02.799	8	10	17.894	11.430	64.11
24	4	Adam BESSELL	Mazda MX-5 Mk1			0			

No. 8, 23 - 1 Lap time disallowed; exceeding track limits.
 No. 90 - 2 Lap times disallowed; exceeding track limits.
 No. 60 - 3 Lap times disallowed; exceeding track limits.
 No. 26 - 4 Lap times disallowed; exceeding track limits.

Cadwell Park
 Circuit Length = 2.1869 miles
 Start: 11:00 Flag 11:21 End: 11:23

Weather / Track : Cloudy / Dry
 These results are provisional until the conclusion of any judicial and technical matters.

Clerk Of Course :	Timekeeper :
-------------------	--------------

2019 BRSCC Mazda MX-5 Championship - Group 2

QUALIFYING - LAP ANALYSIS

DIFF = Difference To Personal Best Lap

P1 5 John LANGRIDGE				
LAP	LAP TIME	DIFF	MPH	TIME OF DAY
1 -	1:50.514	5.609	71.24	11:03:18.418
2 -	1:45.759	0.854	74.44	11:05:04.177
3 -	1:45.890	0.985	74.35	11:06:50.067
4 -	1:46.184	1.279	74.14	11:08:36.251
5 -	1:45.704	0.799	74.48	11:10:21.955
6 -	1:45.415	0.510	74.68	11:12:07.370
7 -	1:44.936 (2)	0.031	75.02	11:13:52.306
8 -	1:44.964 (3)	0.059	75.00	11:15:37.270
9 -	2:49.963 P	1:05.058	46.32	11:18:27.233
10 -	1:53.260	8.355	69.51	11:20:20.493
11 -	1:44.905 (1)		75.05	11:22:05.398

P2 41 Joe WIGGIN				
LAP	LAP TIME	DIFF	MPH	TIME OF DAY
1 -	1:47.582	2.397	73.18	11:02:56.036
2 -	1:46.098	0.913	74.20	11:04:42.134
3 -	1:45.948	0.763	74.31	11:06:28.082
4 -	1:46.047	0.862	74.24	11:08:14.129
5 -	2:08.563	23.378	61.24	11:10:22.692
6 -	1:46.035	0.850	74.25	11:12:08.727
7 -	1:45.759	0.574	74.44	11:13:54.486
8 -	1:45.518 (3)	0.333	74.61	11:15:40.004
9 -	1:45.464 (2)	0.279	74.65	11:17:25.468
10 -	1:45.807	0.622	74.41	11:19:11.275
11 -	1:45.185 (1)		74.85	11:20:56.460

P3 65 William HAYDEN				
LAP	LAP TIME	DIFF	MPH	TIME OF DAY
1 -	4:16.246	2:30.984	30.72	11:06:13.794
2 -	1:47.373	2.111	73.32	11:08:01.167
3 -	1:46.117	0.855	74.19	11:09:47.284
4 -	1:47.433	2.171	73.28	11:11:34.717
5 -	1:45.539 (2)	0.277	74.59	11:13:20.256
6 -	2:19.767 P	34.505	56.33	11:15:40.023
7 -	1:49.444	4.182	71.93	11:17:29.467
8 -	1:45.644 (3)	0.382	74.52	11:19:15.111
9 -	1:45.262 (1)		74.79	11:21:00.373

P4 8 Lewis CANNON				
LAP	LAP TIME	DIFF	MPH	TIME OF DAY
1 -	1:48.528	2.806	72.54	11:03:01.849
2 -	1:46.465 (3)	0.743	73.95	11:04:48.314
3 -	1:46.271 D	0.549	74.08	11:06:34.585
4 -	1:46.651	0.929	73.82	11:08:21.236
5 -	1:47.680	1.958	73.11	11:10:08.916
6 -	2:32.157 P	46.435	51.74	11:12:41.073
7 -	1:51.133	5.411	70.84	11:14:32.206
8 -	1:50.350	4.628	71.34	11:16:22.556
9 -	1:51.317	5.595	70.72	11:18:13.873
10 -	1:46.268 (2)	0.546	74.08	11:20:00.141
11 -	1:45.722 (1)		74.47	11:21:45.863

P5 23 Martin TOLLEY (M)				
LAP	LAP TIME	DIFF	MPH	TIME OF DAY
1 -	1:49.403	2.886	71.96	11:03:04.048
2 -	1:49.442	2.925	71.93	11:04:53.490
3 -	1:56.448	9.931	67.61	11:06:49.938
4 -	1:47.028 (3)	0.511	73.56	11:08:36.966

DIFF = Difference To Personal Best Lap

5 -	1:46.747 (2)	0.230	73.75	11:10:23.713
6 -	1:47.749	1.232	73.06	11:12:11.462
7 -	1:47.066 D	0.549	73.53	11:13:58.528
8 -	1:47.245	0.728	73.41	11:15:45.773
9 -	2:04.334	17.817	63.32	11:17:50.107
10 -	2:08.230	21.713	61.39	11:19:58.337
11 -	1:46.517 (1)		73.91	11:21:44.854

P6 40 Ben HANCY				
LAP	LAP TIME	DIFF	MPH	TIME OF DAY
1 -	1:48.498	1.792	72.56	11:02:57.562
2 -	1:48.612	1.906	72.48	11:04:46.174
3 -	1:47.035 (2)	0.329	73.55	11:06:33.209
4 -	1:49.128	2.422	72.14	11:08:22.337
5 -	1:47.294 (3)	0.588	73.37	11:10:09.631
6 -	1:46.706 (1)		73.78	11:11:56.337
7 -	2:31.843 P	45.137	51.85	11:14:28.180
8 -	1:51.878	5.172	70.37	11:16:20.058
9 -	1:47.619	0.913	73.15	11:18:07.677
10 -	1:50.085	3.379	71.51	11:19:57.762
11 -	1:47.715	1.009	73.09	11:21:45.477

P7 33 Jason GREATREX (M)				
LAP	LAP TIME	DIFF	MPH	TIME OF DAY
1 -	1:53.868	7.061	69.14	11:03:06.739
2 -	1:48.836	2.029	72.34	11:04:55.575
3 -	1:53.786	6.979	69.19	11:06:49.361
4 -	1:50.063	3.256	71.53	11:08:39.424
5 -	1:47.290	0.483	73.38	11:10:26.714
6 -	1:47.536	0.729	73.21	11:12:14.250
7 -	1:47.098 (3)	0.291	73.51	11:14:01.348
8 -	1:47.854	1.047	72.99	11:15:49.202
9 -	1:46.807 (1)		73.71	11:17:36.009
10 -	1:47.145	0.338	73.48	11:19:23.154
11 -	1:47.068 (2)	0.261	73.53	11:21:10.222

P8 30 Dave TURTON				
LAP	LAP TIME	DIFF	MPH	TIME OF DAY
1 -	1:59.090	12.107	66.11	11:03:49.152
2 -	1:50.476	3.493	71.26	11:05:39.628
3 -	1:47.915	0.932	72.95	11:07:27.543
4 -	1:47.844	0.861	73.00	11:09:15.387
5 -	1:47.017 (3)	0.034	73.56	11:11:02.404
6 -	2:56.139 P	1:09.156	44.69	11:13:58.543
7 -	1:51.771	4.788	70.44	11:15:50.314
8 -	1:47.384	0.401	73.31	11:17:37.698
9 -	1:46.997 (2)	0.014	73.58	11:19:24.695
10 -	1:46.983 (1)		73.59	11:21:11.678

P9 666 David WATERS				
LAP	LAP TIME	DIFF	MPH	TIME OF DAY
1 -	2:00.343	13.194	65.42	11:03:41.607
2 -	1:49.273	2.124	72.05	11:05:30.880
3 -	1:49.988	2.839	71.58	11:07:20.868
4 -	1:47.604 (3)	0.455	73.16	11:09:08.472
5 -	1:49.427	2.278	71.94	11:10:57.899
6 -	1:47.277 (2)	0.128	73.39	11:12:45.176
7 -	1:47.771	0.622	73.05	11:14:32.947
8 -	1:48.203	1.054	72.76	11:16:21.150
9 -	1:47.149 (1)		73.47	11:18:08.299
10 -	1:48.773	1.624	72.38	11:19:57.072

Cadwell Park
 Circuit Length = 2.1869 miles
 Start: 11:00 Flag 11:21 End: 11:23

Weather / Track : Cloudy / Dry

2019 BRSCC Mazda MX-5 Championship - Group 2

QUALIFYING - LAP ANALYSIS

DIFF = Difference To Personal Best Lap

11 - 1:51.262 4.113 70.76 11:21:48.334

P10 25 Ivan LEARY (M)				
LAP	LAP TIME	DIFF	MPH	TIME OF DAY
1 -	1:51.722	4.181	70.47	11:03:12.597
2 -	1:49.889	2.348	71.64	11:05:02.486
3 -	1:49.369	1.828	71.98	11:06:51.855
4 -	1:48.266 (3)	0.725	72.72	11:08:40.121
5 -	1:49.012	1.471	72.22	11:10:29.133
6 -	1:49.784	2.243	71.71	11:12:18.917
7 -	1:48.818	1.277	72.35	11:14:07.735
8 -	1:47.541 (1)		73.21	11:15:55.276
9 -	1:47.716 (2)	0.175	73.09	11:17:42.992
10 -	1:48.450	0.909	72.59	11:19:31.442
11 -	1:49.595	2.054	71.83	11:21:21.037

P11 91 Tom SMITH				
LAP	LAP TIME	DIFF	MPH	TIME OF DAY
1 -	1:51.747	4.171	70.45	11:03:04.954
2 -	1:49.526	1.950	71.88	11:04:54.480
3 -	1:49.826	2.250	71.68	11:06:44.306
4 -	1:54.415	6.839	68.81	11:08:38.721
5 -	1:50.654	3.078	71.15	11:10:29.375
6 -	1:47.594 (2)	0.018	73.17	11:12:16.969
7 -	1:49.463	1.887	71.92	11:14:06.432
8 -	1:47.576 (1)		73.18	11:15:54.008
9 -	1:50.526	2.950	71.23	11:17:44.534
10 -	1:49.848	2.272	71.67	11:19:34.382
11 -	1:49.327 (3)	1.751	72.01	11:21:23.709

P12 13 Scott LEACH (M)				
LAP	LAP TIME	DIFF	MPH	TIME OF DAY
1 -	1:50.209	1.444	71.43	11:03:25.078
2 -	1:49.117 (3)	0.352	72.15	11:05:14.195
3 -	1:49.686	0.921	71.77	11:07:03.881
4 -	1:49.126	0.361	72.14	11:08:53.007
5 -	1:49.245	0.480	72.06	11:10:42.252
6 -	1:48.765 (1)		72.38	11:12:31.017
7 -	1:52.412	3.647	70.03	11:14:23.429
8 -	1:49.652	0.887	71.80	11:16:13.081
9 -	1:49.674	0.909	71.78	11:18:02.755
10 -	1:49.360	0.595	71.99	11:19:52.115
11 -	1:48.865 (2)	0.100	72.32	11:21:40.980

P13 60 Nick LE DOYEN (M)				
LAP	LAP TIME	DIFF	MPH	TIME OF DAY
1 -	1:52.052	3.149	70.26	11:03:22.862
2 -	1:50.626	1.723	71.16	11:05:13.488
3 -	1:50.470 D	1.267	71.46	11:07:03.658
4 -	1:50.398 (3)	1.495	71.31	11:08:54.056
5 -	1:48.903 (1)		72.29	11:10:42.959
6 -	1:49.059 D	0.156	72.19	11:12:32.018
7 -	1:56.960	8.057	67.31	11:14:28.978
8 -	1:51.029	2.126	70.91	11:16:20.007
9 -	1:50.918	2.015	70.98	11:18:10.925
10 -	1:49.133 D	0.230	72.14	11:20:00.058
11 -	1:49.531 (2)	0.628	71.88	11:21:49.589

DIFF = Difference To Personal Best Lap

P14 66 Christina HOLLEY				
LAP	LAP TIME	DIFF	MPH	TIME OF DAY
1 -	2:31.167	42.113	52.08	11:03:51.728
2 -	1:58.038	8.984	66.70	11:05:49.766
3 -	1:50.772	1.718	71.07	11:07:40.538
4 -	1:51.074	2.020	70.88	11:09:31.612
5 -	1:51.032	1.978	70.90	11:11:22.644
6 -	1:50.983	1.929	70.94	11:13:13.627
7 -	1:49.531	0.477	71.88	11:15:03.158
8 -	1:49.421 (3)	0.367	71.95	11:16:52.579
9 -	1:49.098 (2)	0.044	72.16	11:18:41.677
10 -	1:50.328	1.274	71.36	11:20:32.005
11 -	1:49.054 (1)		72.19	11:22:21.059

P15 56 Thomas JENKINS				
LAP	LAP TIME	DIFF	MPH	TIME OF DAY
1 -	2:10.035	20.910	60.54	11:03:49.534
2 -	1:57.059	7.934	67.25	11:05:46.593
3 -	1:52.290	3.165	70.11	11:07:38.883
4 -	1:49.565	0.440	71.85	11:09:28.448
5 -	1:50.674	1.549	71.13	11:11:19.122
6 -	1:49.758	0.633	71.73	11:13:08.880
7 -	1:49.225 (3)	0.100	72.08	11:14:58.105
8 -	1:49.125 (1)		72.14	11:16:47.230
9 -	1:49.336	0.211	72.00	11:18:36.566
10 -	1:50.378	1.253	71.32	11:20:26.944
11 -	1:49.170 (2)	0.045	72.11	11:22:16.114

P16 57 Oliver JENKINS				
LAP	LAP TIME	DIFF	MPH	TIME OF DAY
1 -	2:10.186	20.699	60.47	11:03:50.797
2 -	1:56.896	7.409	67.35	11:05:47.693
3 -	1:52.479	2.992	69.99	11:07:40.172
4 -	1:51.995	2.508	70.29	11:09:32.167
5 -	1:51.130	1.643	70.84	11:11:23.297
6 -	1:53.951	4.464	69.09	11:13:17.248
7 -	1:49.487 (1)		71.90	11:15:06.735
8 -	1:49.571 (2)	0.084	71.85	11:16:56.306
9 -	1:49.797 (3)	0.310	71.70	11:18:46.103
10 -	1:49.924	0.437	71.62	11:20:36.027
11 -	1:50.007	0.520	71.56	11:22:26.034

P17 90 Bruce ROBINSON (M)				
LAP	LAP TIME	DIFF	MPH	TIME OF DAY
1 -	1:58.582	9.081	66.39	11:03:20.252
2 -	1:55.958	6.457	67.89	11:05:16.210
3 -	1:50.035 (3)	0.534	71.55	11:07:06.245
4 -	1:50.682	1.181	71.13	11:08:56.927
5 -	1:49.501 (1)		71.90	11:10:46.428
6 -	2:04.357	14.856	63.31	11:12:50.785
7 -	1:50.863	1.362	71.01	11:14:41.648
8 -	1:49.833 D	0.332	71.68	11:16:31.481
9 -	1:51.192	1.691	70.80	11:18:22.673
10 -	1:49.244 D		72.06	11:20:11.917
11 -	1:49.794 (2)	0.293	71.70	11:22:01.711

P18 45 Graham RUMSEY (M)				
LAP	LAP TIME	DIFF	MPH	TIME OF DAY
1 -	1:52.871	3.289	69.75	11:03:21.795
2 -	1:53.789	4.207	69.19	11:05:15.584

Cadwell Park
 Circuit Length = 2.1869 miles
 Start: 11:00 Flag 11:21 End: 11:23

Weather / Track : Cloudy / Dry

2019 BRSCC Mazda MX-5 Championship - Group 2

QUALIFYING - LAP ANALYSIS

DIFF = Difference To Personal Best Lap

3 -	1:49.618 (2)	0.036	71.82	11:07:05.202
4 -	1:49.582 (1)		71.84	11:08:54.784
5 -	1:50.502	0.920	71.24	11:10:45.286
6 -	1:54.096	4.514	69.00	11:12:39.382
7 -	1:53.681	4.099	69.25	11:14:33.063
8 -	1:55.352	5.770	68.25	11:16:28.415
9 -	1:51.759	2.177	70.44	11:18:20.174
10 -	1:50.079 (3)	0.497	71.52	11:20:10.253
11 -	1:51.222	1.640	70.78	11:22:01.475

P19 173 Stuart Ross FRENCH

LAP	LAP TIME	DIFF	MPH	TIME OF DAY
1 -	2:06.925	16.738	62.03	11:03:56.825
2 -	1:53.744	3.557	69.21	11:05:50.569
3 -	1:52.057	1.870	70.26	11:07:42.626
4 -	1:50.555 (3)	0.368	71.21	11:09:33.181
5 -	1:50.844	0.657	71.02	11:11:24.025
6 -	1:50.214 (2)	0.027	71.43	11:13:14.239
7 -	1:51.672	1.485	70.50	11:15:05.911
8 -	3:28.554 P	1:38.367	37.75	11:18:34.465
9 -	1:59.217	9.030	66.04	11:20:33.682
10 -	1:50.187 (1)		71.45	11:22:23.869

P20 2 Jake STYLES

LAP	LAP TIME	DIFF	MPH	TIME OF DAY
1 -	2:09.636	18.413	60.73	11:03:48.599
2 -	1:57.563	6.340	66.97	11:05:46.162
3 -	2:02.424	11.201	64.31	11:07:48.586
4 -	1:53.903	2.680	69.12	11:09:42.489
5 -	1:52.751	1.528	69.82	11:11:35.240
6 -	1:52.278	1.055	70.12	11:13:27.518
7 -	1:52.375	1.152	70.06	11:15:19.893
8 -	1:51.223 (1)		70.78	11:17:11.116
9 -	1:51.883 (3)	0.660	70.36	11:19:02.999
10 -	1:51.520 (2)	0.297	70.59	11:20:54.519
11 -	1:54.133	2.910	68.98	11:22:48.652

P21 26 Charlie RAWLES

LAP	LAP TIME	DIFF	MPH	TIME OF DAY
1 -	1:59.726 (2)	8.438	65.76	11:03:40.237
2 -	1:51.288 (1)		70.74	11:05:31.525
3 -	1:48.730 D		72.41	11:07:20.255
4 -	1:47.623 D		73.15	11:09:07.878
5 -	1:50.323 D		71.36	11:10:58.201
6 -	1:47.608 D		73.16	11:12:45.809
7 -	2:14.594 P	23.306	58.49	11:15:00.403

P22 42 Toby OWEN

LAP	LAP TIME	DIFF	MPH	TIME OF DAY
1 -	2:03.073	11.704	63.97	11:03:52.837
2 -	1:56.770	5.401	67.42	11:05:49.607
3 -	1:55.167	3.798	68.36	11:07:44.774
4 -	1:53.981	2.612	69.07	11:09:38.755
5 -	1:53.452	2.083	69.39	11:11:32.207
6 -	1:52.914 (3)	1.545	69.72	11:13:25.121
7 -	1:52.782 (2)	1.413	69.80	11:15:17.903
8 -	1:51.369 (1)		70.69	11:17:09.272
9 -	1:55.102	3.733	68.40	11:19:04.374
10 -	1:54.595	3.226	68.70	11:20:58.969

DIFF = Difference To Personal Best Lap

P23 34 Adam TYRRELL (M)				
LAP	LAP TIME	DIFF	MPH	TIME OF DAY
1 -	2:12.218	9.419	59.54	11:03:48.738
2 -	2:09.876	7.077	60.62	11:05:58.614
3 -	2:07.235	4.436	61.87	11:08:05.849
4 -	2:05.835	3.036	62.56	11:10:11.684
5 -	2:04.100 (3)	1.301	63.44	11:12:15.784
6 -	2:07.502	4.703	61.74	11:14:23.286
7 -	2:04.652	1.853	63.16	11:16:27.938
8 -	2:02.799 (1)		64.11	11:18:30.737
9 -	2:02.839 (2)	0.040	64.09	11:20:33.576
10 -	2:04.750	1.951	63.11	11:22:38.326

Weather / Track : Cloudy / Dry

2019 BRSCC Mazda MX-5 Championship - Group 2

QUALIFYING - STATISTICS

Competitors Started 24
Planned Start 2019-05-11 @ 11:00:00.000
Actual Start 2019-05-11 @ 11:00:58.163
Finish Time 2019-05-11 @ 11:21:00.372
Track Length 2.1869mi.
Total Laps 243
Total Distance Covered 531.4409mi.

Session Fastest Lap History

NO	NAME	LAP TIME	TIME OF DAY	LAP	VEHICLE
41	Joe WIGGIN	1:47.582	11:02:56.056	1	Mazda MX-5 Mk1
41	Joe WIGGIN	1:46.098	11:04:42.153	2	Mazda MX-5 Mk1
5	John LANGRIDGE	1:45.759	11:05:04.196	2	Mazda MX-5 Mk1
5	John LANGRIDGE	1:45.704	11:10:21.973	5	Mazda MX-5 Mk1
5	John LANGRIDGE	1:45.415	11:12:07.388	6	Mazda MX-5 Mk1
5	John LANGRIDGE	1:44.936	11:13:52.322	7	Mazda MX-5 Mk1
5	John LANGRIDGE	1:44.905	11:22:05.415	11	Mazda MX-5 Mk1

Flag History

TYPE	TIME OF DAY
GREEN	11:00:58.163
FINISH	11:21:00.372

Flag Statistics

TYPE	COUNT	TOTAL LAPS	TOTAL TIME
Green	1	11	22:23.572
Red	0	0	0.000
Safety Car	0	0	0.000
FCY	0	0	0.000

Weather / Track : Cloudy / Dry

These results are provisional until the conclusion of any judicial and technical matters.

Cadwell Park
Circuit Length = 2.1869 miles
Start: 11:00 Flag 11:21 End: 11:23

Clerk Of Course :	Timekeeper :
-------------------	--------------

2019 BRSCC Mazda MX-5 Championship - 1A

RACE 4 - GRID (20 minutes) - AMENDED

ROW 13	26	60 Nick LE DOYEN (M)	25	61 Richard BAXTER
ROW 12	24	13 Scott LEACH (M)	23	24 Oliver GRAHAM
ROW 11	22	91 Tom SMITH	21	81 Sebastian FISHER
ROW 10	20	25 Ivan LEARY (M)	19	54 Marcus BAILEY (M)
ROW 9	18	666 David WATERS	17	29 Adam CRAIG
ROW 8	16	30 Dave TURTON	15	93 Jack BREWER
ROW 7	14	33 Jason GREATREX (M)	13	55 Matt POLLARD
ROW 6	12	40 Ben HANCY	11	72 Matt LUFF
ROW 5	10	77 Steve FODEN	9	23 Martin TOLLEY (M)
ROW 4	8	63 Oliver ALLWOOD	7	8 Lewis CANNON
ROW 3	6	71 Ben SHORT	5	65 William HAYDEN
ROW 2	4	41 Joe WIGGIN	3	83 Brian TROTT (M)
ROW 1	2	5 John LANGRIDGE	1	1 Will BLACKWELL-CHAMBERS Pole

Car 77 - 5 grid place penalty applied from Pembrey race

Cadwell Park
 Circuit Length = 2.1869 miles

These results are provisional until the conclusion of any judicial and technical matters.


Clerk Of Course :	Timekeeper :
-------------------	--------------

Results can be found at www.tsl-timing.com

Printed - 13:54 Saturday, 11 May 2019

2019 BRSCC Mazda MX-5 Championship - 1B

RACE 2 - GRID (20 minutes) - AMENDED

ROW 13	26	6 Samuel SMITH	25	4 Adam BESSELL
ROW 12	24	68 Ashley HEATH (M)	23	78 Richard BARTLETT (M)
ROW 11	22	53 Jonathan FIELDSEND (M)	21	80 Adam TYLER
ROW 10	20	34 Adam TYRRELL (M)	19	43 Arun DHANAPALA
ROW 9	18	42 Toby OWEN	17	10 Thomas MALLET
ROW 8	16	26 Charlie RAWLES	15	20 Christopher GINN (M)
ROW 7	14	2 Jake STYLES	13	27 Christian DANN
ROW 6	12	173 Stuart Ross FRENCH	11	82 Michael KNIBBS
ROW 5	10	45 Graham RUMSEY (M)	9	222 Adrian JOHNSON
ROW 4	8	90 Bruce ROBINSON (M)	7	74 Clive CHISNALL (M)
ROW 3	6	57 Oliver JENKINS	5	544 Jack MOODY
ROW 2	4	56 Thomas JENKINS	3	31 Bryn GRIFFITHS (M)
ROW 1	2	66 Christina HOLLEY	1	3 Richard WOOTTEN
Pole				
				

Cadwell Park
 Circuit Length = 2.1869 miles

These results are provisional until the conclusion of any judicial and technical matters.

Clerk Of Course :		Timekeeper :
-------------------	--	--------------

Results can be found at www.tsl-timing.com

Printed - 13:39 Saturday, 11 May 2019

2019 BRSCC Mazda MX-5 Championship - 1B

RACE 2 - CLASSIFICATION

POS	NO	NAME	ENTRY	LAPS	TIME	GAP	DIFF	MPH	BEST	ON
1	4	Adam BESSELL	Mazda MX-5 Mk1	10	18:06.878			72.43	1:46.325	6
2	6	Samuel SMITH	Mazda MX-5 Mk1	10	18:19.834	12.956	12.956	71.58	1:46.198	6
3	31	Bryn GRIFFITHS (M)	Mazda MX-5 Mk1	10	18:22.146	15.268	2.312	71.43	1:48.710	2
4	3	Richard WOOTTEN	Mazda MX-5 Mk1	10	18:22.536	15.658	0.390	71.40	1:48.601	2
5	544	Jack MOODY	Mazda MX-5 Mk1	10	18:30.032	23.154	7.496	70.92	1:48.576	7
6	74	Clive CHISNALL (M)	Mazda MX-5 Mk1	10	18:33.831	26.953	3.799	70.68	1:49.701	6
7	26	Charlie RAWLES	Mazda MX-5 Mk1	10	18:34.111	27.233	0.280	70.66	1:48.119	6
8	56	Thomas JENKINS	Mazda MX-5 Mk1	10	18:34.502	27.624	0.391	70.64	1:48.631	6
9	82	Michael KNIBBS	Mazda MX-5 Mk1	10	18:36.016	29.138	1.514	70.54	1:49.348	6
10	66	Christina HOLLEY	Mazda MX-5 Mk1	10	18:39.279	32.401	3.263	70.34	1:49.785	2
11	90	Bruce ROBINSON (M)	Mazda MX-5 Mk1	10	18:40.253	33.375	0.974	70.28	1:49.308	8
12	57	Oliver JENKINS	Mazda MX-5 Mk1	10	18:41.127	34.249	0.874	70.22	1:49.173	5
13	45	Graham RUMSEY (M)	Mazda MX-5 Mk1	10	18:42.729	35.851	1.602	70.12	1:49.395	7
14	222	Adrian JOHNSON	Mazda MX-5 Mk1	10	18:43.456	36.578	0.727	70.08	1:49.425	8
15	173	Stuart Ross FRENCH	Mazda MX-5 Mk1	10	18:44.089	37.211	0.633	70.04	1:48.900	7
16	27	Christian DANN	Mazda MX-5 Mk1	10	18:45.714	38.836	1.625	69.93	1:50.418	6
17	2	Jake STYLES	Mazda MX-5 Mk1	10	18:47.954	41.076	2.240	69.80	1:50.623	6
18	20	Christopher GINN (M)	Mazda MX-5 Mk1	10	18:48.513	41.635	0.559	69.76	1:50.291	8
19	10	Thomas MALLETT	Mazda MX-5 Mk1	10	18:52.983	46.105	4.470	69.49	1:50.777	7
20	43	Arun DHANAPALA	Mazda MX-5 Mk1	10	18:58.091	51.213	5.108	69.17	1:51.533	8
21	42	Toby OWEN	Mazda MX-5 Mk1	10	18:58.888	52.010	0.797	69.13	1:51.044	7
22	78	Richard BARTLETT (M)	Mazda MX-5 Mk1	10	19:14.869	1:07.991	15.981	68.17	1:52.903	8
23	68	Ashley HEATH (M)	Mazda MX-5 Mk1	10	19:22.286	1:15.408	7.417	67.73	1:53.423	8
24	53	Jonathan FIELDSEND (M)	Mazda MX-5 Mk1	10	19:22.756	1:15.878	0.470	67.71	1:53.409	8
25	34	Adam TYRRELL (M)	Mazda MX-5 Mk1	9	18:57.819	1 Lap	1 Lap	62.27	2:02.228	6

NOT CLASSIFIED

DNF	80	Adam TYLER	Mazda MX-5 Mk1	2	4:01.628	8 Laps	7 Laps	65.16	1:51.899	2
-----	----	------------	----------------	---	----------	--------	--------	-------	----------	---

FASTEST LAP

	6	Samuel SMITH	Mazda MX-5 Mk1	6	1:46.198			74.13 mph	119.31 kph	
--	---	--------------	----------------	---	----------	--	--	-----------	------------	--

Car 57 - 5 second time penalty - track limits

Weather / Track : Sunny / Dry

These results are provisional until the conclusion of any judicial and technical matters.

Cadwell Park

Circuit Length = 2.1869 miles

Start: 14:53 Flag 15:11 End: 15:16

Clerk Of Course :		Timekeeper :	
-------------------	--	--------------	--

2019 BRSCC Mazda MX-5 Championship - 1B

RACE 2 - LAP CHART

LAP 1 @ 14:55:41.094			LAP 2 @ 14:57:29.804			LAP 3 @ 14:59:18.835			LAP 4 @ 15:01:08.936			LAP 5 @ 15:02:57.104		
NO	BEHIND	LAP TIME	NO	BEHIND	LAP TIME	NO	BEHIND	LAP TIME	NO	BEHIND	LAP TIME	NO	BEHIND	LAP TIME
31		1:56.798	31		1:48.710	31		1:49.031	31		1:50.101	4		1:47.327
3	0.413	1:57.211	3	0.304	1:48.601	3	1.031	1:49.758	4	0.841	1:47.810	31	1.078	1:49.246
56	0.640	1:57.438	56	0.604	1:48.674	56	1.217	1:49.644	3	1.170	1:50.240	3	1.819	1:48.817
544	1.436	1:58.234	544	1.804	1:49.078	544	1.967	1:49.194	56	2.757	1:51.641	56	3.587	1:48.998
66	2.457	1:59.255	66	3.532	1:49.785	4	3.132	1:47.641	544	3.951	1:52.085	544	4.497	1:48.714
57	3.031	1:59.829	57	4.206	1:49.885	66	6.393	1:51.892	74	7.124	1:49.799	6	7.879	1:46.910
74	3.974	2:00.772	4	4.522	1:47.622	74	7.426	1:50.918	66	8.521	1:52.229	74	9.099	1:50.143
45	4.760	2:01.558	74	5.539	1:50.275	57	7.569	1:52.394	45	9.062	1:51.043	66	10.226	1:49.873
90	5.005	2:01.803	45	5.879	1:49.829	45	8.120	1:51.272	6	9.137	1:49.939	57	12.110	1:49.173
82	5.188	2:01.986	90	6.381	1:50.086	90	8.802	1:51.452	57	11.105	1:53.637	26	13.016	1:49.903
4	5.610	2:02.408	82	7.070	1:50.592	82	9.174	1:51.135	26	11.281	1:50.681	45	13.153	1:52.259
27	7.151	2:03.949	27	9.941	1:51.500	6	9.299	1:48.022	82	11.282	1:52.209	90	13.984	1:50.530
222	7.553	2:04.351	222	10.073	1:51.230	26	10.701	1:48.919	90	11.622	1:52.921	82	14.199	1:51.085
173	8.173	2:04.971	6	10.308	1:48.847	222	12.590	1:51.548	222	12.993	1:50.504	222	15.007	1:50.182
26	8.579	2:05.377	26	10.813	1:50.944	27	13.890	1:52.980	27	15.046	1:51.257	173	17.701	1:50.593
2	9.313	2:06.111	173	11.549	1:52.086	173	14.068	1:51.550	173	15.276	1:51.309	27	18.837	1:51.959
6	10.171	2:06.969	2	12.142	1:51.539	2	14.778	1:51.667	2	15.917	1:51.240	2	19.361	1:51.612
20	10.804	2:07.602	20	12.796	1:50.702	20	15.174	1:51.409	20	16.954	1:51.881	20	20.440	1:51.654
10	11.377	2:08.175	10	13.990	1:51.323	10	15.911	1:50.952	10	17.695	1:51.885	10	20.582	1:51.055
42	11.408	2:08.206	43	15.121	1:51.818	43	18.377	1:52.287	43	21.752	1:53.476	43	25.446	1:51.862
43	12.013	2:08.811	42	15.872	1:53.174	42	20.067	1:53.226	42	23.714	1:53.748	42	27.594	1:52.048
78	12.575	2:09.373	80	16.120	1:51.899	78	24.798	1:55.650	78	29.441	1:54.744	78	34.693	1:53.420
80	12.931	2:09.729	78	18.179	1:54.314	68	28.516	1:54.729	68	34.167	1:55.752	68	40.563	1:54.564
68	14.122	2:10.920	68	22.818	1:57.406	53	29.984	1:55.913	53	34.692	1:54.809	53	41.016	1:54.492
53	14.987	2:11.785	53	23.102	1:56.825	34	59.943	2:08.801	34	1:13.661	2:03.819	34	1:28.015	2:02.522
34	22.678	2:19.476	34	40.173	2:06.205									

Weather / Track : Sunny / Dry

Results can be found at www.tsl-timing.com

Page 1 of 2

Cadwell Park

Circuit Length = 2.1869 miles

Start: 14:53 Flag 15:11 End: 15:16

Printed - 15:19 Saturday, 11 May 2019

2019 BRSCC Mazda MX-5 Championship - 1B

RACE 2 - LAP CHART

LAP 6 @ 15:04:43.429			LAP 7 @ 15:06:29.829			LAP 8 @ 15:08:17.263			LAP 9 @ 15:10:04.437			LAP 10 @ 15:11:51.174		
NO	BEHIND	LAP TIME	NO	BEHIND	LAP TIME	NO	BEHIND	LAP TIME	NO	BEHIND	LAP TIME	NO	BEHIND	LAP TIME
4		1:46.325	4		1:46.400	4		1:47.434	4		1:47.174	4		1:46.737
31	4.191	1:49.438	31	7.271	1:49.480	31	9.934	1:50.097	31	12.240	1:49.480	6	12.956	1:47.319
3	5.734	1:50.240	3	8.181	1:48.847	3	10.278	1:49.531	6	12.374	1:49.124	31	15.268	1:49.765
56	5.893	1:48.631	56	8.371	1:48.878	6	10.424	1:48.750	3	13.082	1:49.978	3	15.658	1:49.313
544	6.783	1:48.611	544	8.959	1:48.576	34	1 Lap	2:03.699	544	20.770	1:49.746	544	23.154	1:49.121
6	7.752	1:46.198	6	9.108	1:47.756	544	18.198	1:56.673	74	23.814	1:51.264	74	26.953	1:49.876
74	12.475	1:49.701	74	15.797	1:49.722	74	19.724	1:51.361	26	24.650	1:51.528	26	27.233	1:49.320
66	14.015	1:50.114	26	17.023	1:48.613	56	20.031	1:59.094	56	24.907	1:52.050	56	27.624	1:49.454
26	14.810	1:48.119	57	18.962	1:49.792	26	20.296	1:50.707	57	25.230	1:50.991	82	29.138	1:49.835
57	15.570	1:49.785	66	19.153	1:51.538	57	21.413	1:49.885	82	26.040	1:50.413	57	29.249	1:50.756
45	16.825	1:49.997	45	19.820	1:49.395	66	21.751	1:50.032	66	29.079	1:54.502	66	32.401	1:50.059
82	17.222	1:49.348	82	20.508	1:49.686	45	22.635	1:50.249	90	29.172	1:51.798	90	33.375	1:50.940
222	18.269	1:49.587	222	21.308	1:49.439	82	22.801	1:49.727	45	29.667	1:54.206	45	35.851	1:52.921
90	18.833	1:51.174	90	22.674	1:50.241	222	23.299	1:49.425	222	30.085	1:53.960	222	36.578	1:53.230
173	21.290	1:49.914	173	23.790	1:48.900	90	24.548	1:49.308	173	31.064	1:52.334	173	37.211	1:52.884
27	22.930	1:50.418	27	27.109	1:50.579	173	25.904	1:49.548	34	1 Lap	2:07.388	27	38.836	1:50.879
2	23.659	1:50.623	2	28.246	1:50.987	27	30.852	1:51.177	27	34.694	1:51.016	2	41.076	1:51.818
10	25.042	1:50.785	10	29.419	1:50.777	2	32.283	1:51.471	2	35.995	1:50.886	20	41.635	1:51.738
20	25.424	1:51.309	20	30.107	1:51.083	20	32.964	1:50.291	20	36.634	1:50.844	10	46.105	1:51.880
43	31.054	1:51.933	43	36.727	1:52.073	10	36.729	1:54.744	10	40.962	1:51.407	34	1 Lap	2:03.681
42	33.376	1:52.107	42	38.020	1:51.044	43	40.826	1:51.533	43	46.004	1:52.352	43	51.213	1:51.946
78	41.413	1:53.045	78	48.416	1:53.403	42	42.313	1:51.727	42	47.631	1:52.492	42	52.010	1:51.116
68	48.290	1:54.052	68	55.416	1:53.526	78	53.885	1:52.903	78	59.700	1:52.989	78	1:07.991	1:55.028
53	48.731	1:54.040	53	55.927	1:53.596	68	1:01.405	1:53.423	68	1:08.099	1:53.868	68	1:15.408	1:54.046
34	1:43.918	2:02.228				53	1:01.902	1:53.409	53	1:08.383	1:53.655	53	1:15.878	1:54.232

Weather / Track : Sunny / Dry

Cadwell Park

Circuit Length = 2.1869 miles

Start: 14:53 Flag 15:11 End: 15:16

2019 BRSCC Mazda MX-5 Championship - 1B

RACE 2 - LAP ANALYSIS

DIFF = Difference To Personal Best Lap

P1 4 Adam BESSELL				
LAP	LAP TIME	DIFF	MPH	TIME OF DAY
1 -	2:02.408	16.083	64.31	14:55:46.704
2 -	1:47.622	1.297	73.15	14:57:34.326
3 -	1:47.641	1.316	73.14	14:59:21.967
4 -	1:47.810	1.485	73.02	15:01:09.777
5 -	1:47.327	1.002	73.35	15:02:57.104
6 -	1:46.325 (1)		74.04	15:04:43.429
7 -	1:46.400 (2)	0.075	73.99	15:06:29.829
8 -	1:47.434	1.109	73.28	15:08:17.263
9 -	1:47.174	0.849	73.46	15:10:04.437
10 -	1:46.737 (3)	0.412	73.76	15:11:51.174

P2 6 Samuel SMITH				
LAP	LAP TIME	DIFF	MPH	TIME OF DAY
1 -	2:06.969	20.771	62.00	14:55:51.265
2 -	1:48.847	2.649	72.33	14:57:40.112
3 -	1:48.022	1.824	72.88	14:59:28.134
4 -	1:49.939	3.741	71.61	15:01:18.073
5 -	1:46.910 (2)	0.712	73.64	15:03:04.983
6 -	1:46.198 (1)		74.13	15:04:51.181
7 -	1:47.756	1.558	73.06	15:06:38.937
8 -	1:48.750	2.552	72.39	15:08:27.687
9 -	1:49.124	2.926	72.14	15:10:16.811
10 -	1:47.319 (3)	1.121	73.36	15:12:04.130

P3 31 Bryn GRIFFITHS (M)				
LAP	LAP TIME	DIFF	MPH	TIME OF DAY
1 -	1:56.798	8.088	67.40	14:55:41.094
2 -	1:48.710 (1)		72.42	14:57:29.804
3 -	1:49.031 (2)	0.321	72.21	14:59:18.835
4 -	1:50.101	1.391	71.50	15:01:08.936
5 -	1:49.246 (3)	0.536	72.06	15:02:58.182
6 -	1:49.438	0.728	71.94	15:04:47.620
7 -	1:49.480	0.770	71.91	15:06:37.100
8 -	1:50.097	1.387	71.51	15:08:27.197
9 -	1:49.480	0.770	71.91	15:10:16.677
10 -	1:49.765	1.055	71.72	15:12:06.442

P4 3 Richard WOOTTEN				
LAP	LAP TIME	DIFF	MPH	TIME OF DAY
1 -	1:57.211	8.610	67.17	14:55:41.507
2 -	1:48.601 (1)		72.49	14:57:30.108
3 -	1:49.758	1.157	71.73	14:59:19.866
4 -	1:50.240	1.639	71.41	15:01:10.106
5 -	1:48.817 (2)	0.216	72.35	15:02:58.923
6 -	1:50.240	1.639	71.41	15:04:49.163
7 -	1:48.847 (3)	0.246	72.33	15:06:38.010
8 -	1:49.531	0.930	71.88	15:08:27.541
9 -	1:49.978	1.377	71.58	15:10:17.519
10 -	1:49.313	0.712	72.02	15:12:06.832

P5 544 Jack MOODY				
LAP	LAP TIME	DIFF	MPH	TIME OF DAY
1 -	1:58.234	9.658	66.58	14:55:42.530
2 -	1:49.078	0.502	72.17	14:57:31.608
3 -	1:49.194	0.618	72.10	14:59:20.802
4 -	1:52.085	3.509	70.24	15:01:12.887
5 -	1:48.714 (3)	0.138	72.42	15:03:01.601
6 -	1:48.611 (2)	0.035	72.48	15:04:50.212

DIFF = Difference To Personal Best Lap

7 -	1:48.576 (1)		72.51	15:06:38.788
8 -	1:56.673	8.097	67.48	15:08:35.461
9 -	1:49.746	1.170	71.74	15:10:25.207
10 -	1:49.121	0.545	72.15	15:12:14.328

P6 74 Clive CHISNALL (M)				
LAP	LAP TIME	DIFF	MPH	TIME OF DAY
1 -	2:00.772	11.071	65.19	14:55:45.068
2 -	1:50.275	0.574	71.39	14:57:35.343
3 -	1:50.918	1.217	70.98	14:59:26.261
4 -	1:49.799 (3)	0.098	71.70	15:01:16.060
5 -	1:50.143	0.442	71.48	15:03:06.203
6 -	1:49.701 (1)		71.76	15:04:55.904
7 -	1:49.722 (2)	0.021	71.75	15:06:45.626
8 -	1:51.361	1.660	70.69	15:08:36.987
9 -	1:51.264	1.563	70.76	15:10:28.251
10 -	1:49.876	0.175	71.65	15:12:18.127

P7 26 Charlie RAWLES				
LAP	LAP TIME	DIFF	MPH	TIME OF DAY
1 -	2:05.377	17.258	62.79	14:55:49.673
2 -	1:50.944	2.825	70.96	14:57:40.617
3 -	1:48.919 (3)	0.800	72.28	14:59:29.536
4 -	1:50.681	2.562	71.13	15:01:20.217
5 -	1:49.903	1.784	71.63	15:03:10.120
6 -	1:48.119 (1)		72.81	15:04:58.239
7 -	1:48.613 (2)	0.494	72.48	15:06:46.852
8 -	1:50.707	2.588	71.11	15:08:37.559
9 -	1:51.528	3.409	70.59	15:10:29.087
10 -	1:49.320	1.201	72.01	15:12:18.407

P8 56 Thomas JENKINS				
LAP	LAP TIME	DIFF	MPH	TIME OF DAY
1 -	1:57.438	8.807	67.04	14:55:41.734
2 -	1:48.674 (2)	0.043	72.44	14:57:30.408
3 -	1:49.644	1.013	71.80	14:59:20.052
4 -	1:51.641	3.010	70.52	15:01:11.693
5 -	1:48.998	0.367	72.23	15:03:00.691
6 -	1:48.631 (1)		72.47	15:04:49.322
7 -	1:48.878 (3)	0.247	72.31	15:06:38.200
8 -	1:59.094	10.463	66.10	15:08:37.294
9 -	1:52.050	3.419	70.26	15:10:29.344
10 -	1:49.454	0.823	71.93	15:12:18.798

P9 82 Michael KNIBBS				
LAP	LAP TIME	DIFF	MPH	TIME OF DAY
1 -	2:01.986	12.638	64.54	14:55:46.282
2 -	1:50.592	1.244	71.19	14:57:36.874
3 -	1:51.135	1.787	70.84	14:59:28.009
4 -	1:52.209	2.861	70.16	15:01:20.218
5 -	1:51.085	1.737	70.87	15:03:11.303
6 -	1:49.348 (1)		72.00	15:05:00.651
7 -	1:49.686 (2)	0.338	71.77	15:06:50.337
8 -	1:49.727 (3)	0.379	71.75	15:08:40.064
9 -	1:50.413	1.065	71.30	15:10:30.477
10 -	1:49.835	0.487	71.68	15:12:20.312

P10 66 Christina HOLLEY				
LAP	LAP TIME	DIFF	MPH	TIME OF DAY
1 -	1:59.255	9.470	66.01	14:55:43.551

Weather / Track : Sunny / Dry

Cadwell Park
Circuit Length = 2.1869 miles
Start: 14:53 Flag 15:11 End: 15:16

2019 BRSCC Mazda MX-5 Championship - 1B

RACE 2 - LAP ANALYSIS

DIFF = Difference To Personal Best Lap

2 -	1:49.785 (1)		71.71	14:57:33.336
3 -	1:51.892	2.107	70.36	14:59:25.228
4 -	1:52.229	2.444	70.15	15:01:17.457
5 -	1:49.873 (2)	0.088	71.65	15:03:07.330
6 -	1:50.114	0.329	71.50	15:04:57.444
7 -	1:51.538	1.753	70.58	15:06:48.982
8 -	1:50.032 (3)	0.247	71.55	15:08:39.014
9 -	1:54.502	4.717	68.76	15:10:33.516
10 -	1:50.059	0.274	71.53	15:12:23.575

P11 90 Bruce ROBINSON (M)

LAP	LAP TIME	DIFF	MPH	TIME OF DAY
1 -	2:01.803	12.495	64.63	14:55:46.099
2 -	1:50.086 (2)	0.778	71.51	14:57:36.185
3 -	1:51.452	2.144	70.64	14:59:27.637
4 -	1:52.921	3.613	69.72	15:01:20.558
5 -	1:50.530	1.222	71.23	15:03:11.088
6 -	1:51.174	1.866	70.81	15:05:02.262
7 -	1:50.241 (3)	0.933	71.41	15:06:52.503
8 -	1:49.308 (1)		72.02	15:08:41.811
9 -	1:51.798	2.490	70.42	15:10:33.609
10 -	1:50.940	1.632	70.96	15:12:24.549

P12 57 Oliver JENKINS

LAP	LAP TIME	DIFF	MPH	TIME OF DAY
1 -	1:59.829	10.656	65.70	14:55:44.125
2 -	1:49.885	0.712	71.64	14:57:34.010
3 -	1:52.394	3.221	70.05	14:59:26.404
4 -	1:53.637	4.464	69.28	15:01:20.041
5 -	1:49.173 (1)		72.11	15:03:09.214
6 -	1:49.785 (2)	0.612	71.71	15:04:58.999
7 -	1:49.792 (3)	0.619	71.71	15:06:48.791
8 -	1:49.885	0.712	71.64	15:08:38.676
9 -	1:50.991	1.818	70.93	15:10:29.667
10 -	1:50.756	1.583	71.08	15:12:20.423

P13 45 Graham RUMSEY (M)

LAP	LAP TIME	DIFF	MPH	TIME OF DAY
1 -	2:01.558	12.163	64.76	14:55:45.854
2 -	1:49.829 (2)	0.434	71.68	14:57:35.683
3 -	1:51.272	1.877	70.75	14:59:26.955
4 -	1:51.043	1.648	70.90	15:01:17.998
5 -	1:52.259	2.864	70.13	15:03:10.257
6 -	1:49.997 (3)	0.602	71.57	15:05:00.254
7 -	1:49.395 (1)		71.97	15:06:49.649
8 -	1:50.249	0.854	71.41	15:08:39.898
9 -	1:54.206	4.811	68.93	15:10:34.104
10 -	1:52.921	3.526	69.72	15:12:27.025

P14 222 Adrian JOHNSON

LAP	LAP TIME	DIFF	MPH	TIME OF DAY
1 -	2:04.351	14.926	63.31	14:55:48.647
2 -	1:51.230	1.805	70.78	14:57:39.877
3 -	1:51.548	2.123	70.58	14:59:31.425
4 -	1:50.504	1.079	71.24	15:01:21.929
5 -	1:50.182	0.757	71.45	15:03:12.111
6 -	1:49.587 (3)	0.162	71.84	15:05:01.698
7 -	1:49.439 (2)	0.014	71.94	15:06:51.137
8 -	1:49.425 (1)		71.95	15:08:40.562
9 -	1:53.960	4.535	69.08	15:10:34.522
10 -	1:53.230	3.805	69.53	15:12:27.752

DIFF = Difference To Personal Best Lap

P15 173 Stuart Ross FRENCH

LAP	LAP TIME	DIFF	MPH	TIME OF DAY
1 -	2:04.971	16.071	62.99	14:55:49.267
2 -	1:52.086	3.186	70.24	14:57:41.353
3 -	1:51.550	2.650	70.58	14:59:32.903
4 -	1:51.309	2.409	70.73	15:01:24.212
5 -	1:50.593	1.693	71.19	15:03:14.805
6 -	1:49.914 (3)	1.014	71.63	15:05:04.719
7 -	1:48.900 (1)		72.29	15:06:53.619
8 -	1:49.548 (2)	0.648	71.86	15:08:43.167
9 -	1:52.334	3.434	70.08	15:10:35.501
10 -	1:52.884	3.984	69.74	15:12:28.385

P16 27 Christian DANN

LAP	LAP TIME	DIFF	MPH	TIME OF DAY
1 -	2:03.949	13.531	63.51	14:55:48.245
2 -	1:51.500	1.082	70.61	14:57:39.745
3 -	1:52.980	2.562	69.68	14:59:32.725
4 -	1:51.257	0.839	70.76	15:01:23.982
5 -	1:51.959	1.541	70.32	15:03:15.941
6 -	1:50.418 (1)		71.30	15:05:06.359
7 -	1:50.579 (2)	0.161	71.19	15:06:56.938
8 -	1:51.177	0.759	70.81	15:08:48.115
9 -	1:51.016	0.598	70.91	15:10:39.131
10 -	1:50.879 (3)	0.461	71.00	15:12:30.010

P17 2 Jake STYLES

LAP	LAP TIME	DIFF	MPH	TIME OF DAY
1 -	2:06.111	15.488	62.43	14:55:50.407
2 -	1:51.539	0.916	70.58	14:57:41.946
3 -	1:51.667	1.044	70.50	14:59:33.613
4 -	1:51.240	0.617	70.77	15:01:24.853
5 -	1:51.612	0.989	70.54	15:03:16.465
6 -	1:50.623 (1)		71.17	15:05:07.088
7 -	1:50.987 (3)	0.364	70.93	15:06:58.075
8 -	1:51.471	0.848	70.63	15:08:49.546
9 -	1:50.886 (2)	0.263	71.00	15:10:40.432
10 -	1:51.818	1.195	70.41	15:12:32.250

P18 20 Christopher GINN (M)

LAP	LAP TIME	DIFF	MPH	TIME OF DAY
1 -	2:07.602	17.311	61.70	14:55:51.898
2 -	1:50.702 (2)	0.411	71.12	14:57:42.600
3 -	1:51.409	1.118	70.66	14:59:34.009
4 -	1:51.881	1.590	70.37	15:01:25.890
5 -	1:51.654	1.363	70.51	15:03:17.544
6 -	1:51.309	1.018	70.73	15:05:08.853
7 -	1:51.083	0.792	70.87	15:06:59.936
8 -	1:50.291 (1)		71.38	15:08:50.227
9 -	1:50.844 (3)	0.553	71.02	15:10:41.071
10 -	1:51.738	1.447	70.46	15:12:32.809

P19 10 Thomas MALLETT

LAP	LAP TIME	DIFF	MPH	TIME OF DAY
1 -	2:08.175	17.398	61.42	14:55:52.471
2 -	1:51.323	0.546	70.72	14:57:43.794
3 -	1:50.952 (3)	0.175	70.96	14:59:34.746
4 -	1:51.885	1.108	70.36	15:01:26.631
5 -	1:51.055	0.278	70.89	15:03:17.686

Weather / Track : Sunny / Dry

Cadwell Park
Circuit Length = 2.1869 miles
Start: 14:53 Flag 15:11 End: 15:16

2019 BRSCC Mazda MX-5 Championship - 1B

RACE 2 - LAP ANALYSIS

DIFF = Difference To Personal Best Lap

6 -	1:50.785 (2)	0.008	71.06	15:05:08.471
7 -	1:50.777 (1)		71.07	15:06:59.248
8 -	1:54.744	3.967	68.61	15:08:53.992
9 -	1:51.407	0.630	70.67	15:10:45.399
10 -	1:51.880	1.103	70.37	15:12:37.279

P20 43 Arun DHANAPALA

LAP	LAP TIME	DIFF	MPH	TIME OF DAY
1 -	2:08.811	17.278	61.12	14:55:53.107
2 -	1:51.818 (2)	0.285	70.41	14:57:44.925
3 -	1:52.287	0.754	70.11	14:59:37.212
4 -	1:53.476	1.943	69.38	15:01:30.688
5 -	1:51.862 (3)	0.329	70.38	15:03:22.550
6 -	1:51.933	0.400	70.33	15:05:14.483
7 -	1:52.073	0.540	70.25	15:07:06.556
8 -	1:51.533 (1)		70.59	15:08:58.089
9 -	1:52.352	0.819	70.07	15:10:50.441
10 -	1:51.946	0.413	70.33	15:12:42.387

P21 42 Toby OWEN

LAP	LAP TIME	DIFF	MPH	TIME OF DAY
1 -	2:08.206	17.162	61.41	14:55:52.502
2 -	1:53.174	2.130	69.56	14:57:45.676
3 -	1:53.226	2.182	69.53	14:59:38.902
4 -	1:53.748	2.704	69.21	15:01:32.650
5 -	1:52.048	1.004	70.26	15:03:24.698
6 -	1:52.107	1.063	70.22	15:05:16.805
7 -	1:51.044 (1)		70.90	15:07:07.849
8 -	1:51.727 (3)	0.683	70.46	15:08:59.576
9 -	1:52.492	1.448	69.98	15:10:52.068
10 -	1:51.116 (2)	0.072	70.85	15:12:43.184

P22 78 Richard BARTLETT (M)

LAP	LAP TIME	DIFF	MPH	TIME OF DAY
1 -	2:09.373	16.470	60.85	14:55:53.669
2 -	1:54.314	1.411	68.87	14:57:47.983
3 -	1:55.650	2.747	68.07	14:59:43.633
4 -	1:54.744	1.841	68.61	15:01:38.377
5 -	1:53.420	0.517	69.41	15:03:31.797
6 -	1:53.045 (3)	0.142	69.64	15:05:24.842
7 -	1:53.403	0.500	69.42	15:07:18.245
8 -	1:52.903 (1)		69.73	15:09:11.148
9 -	1:52.989 (2)	0.086	69.68	15:11:04.137
10 -	1:55.028	2.125	68.44	15:12:59.165

P23 68 Ashley HEATH (M)

LAP	LAP TIME	DIFF	MPH	TIME OF DAY
1 -	2:10.920	17.497	60.13	14:55:55.216
2 -	1:57.406	3.983	67.05	14:57:52.622
3 -	1:54.729	1.306	68.62	14:59:47.351
4 -	1:55.752	2.329	68.01	15:01:43.103
5 -	1:54.564	1.141	68.72	15:03:37.667
6 -	1:54.052	0.629	69.03	15:05:31.719
7 -	1:53.526 (2)	0.103	69.35	15:07:25.245
8 -	1:53.423 (1)		69.41	15:09:18.668
9 -	1:53.868 (3)	0.445	69.14	15:11:12.536
10 -	1:54.046	0.623	69.03	15:13:06.582

DIFF = Difference To Personal Best Lap

P24 53 Jonathan FIELDSEND (M)				
LAP	LAP TIME	DIFF	MPH	TIME OF DAY
1 -	2:11.785	18.376	59.74	14:55:56.081
2 -	1:56.825	3.416	67.39	14:57:52.906
3 -	1:55.913	2.504	67.92	14:59:48.819
4 -	1:54.809	1.400	68.57	15:01:43.628
5 -	1:54.492	1.083	68.76	15:03:38.120
6 -	1:54.040	0.631	69.03	15:05:32.160
7 -	1:53.596 (2)	0.187	69.30	15:07:25.756
8 -	1:53.409 (1)		69.42	15:09:19.165
9 -	1:53.655 (3)	0.246	69.27	15:11:12.820
10 -	1:54.232	0.823	68.92	15:13:07.052

P25 34 Adam TYRRELL (M)

LAP	LAP TIME	DIFF	MPH	TIME OF DAY
1 -	2:19.476	17.248	56.44	14:56:03.772
2 -	2:06.205	3.977	62.38	14:58:09.977
3 -	2:08.801	6.573	61.12	15:00:18.778
4 -	2:03.819	1.591	63.58	15:02:22.597
5 -	2:02.522 (2)	0.294	64.25	15:04:25.119
6 -	2:02.228 (1)		64.41	15:06:27.347
7 -	2:03.699	1.471	63.64	15:08:31.046
8 -	2:07.388	5.160	61.80	15:10:38.434
9 -	2:03.681 (3)	1.453	63.65	15:12:42.115

P26 80 Adam TYLER

LAP	LAP TIME	DIFF	MPH	TIME OF DAY
1 -	2:09.729 (2)	17.830	60.68	14:55:54.025
2 -	1:51.899 (1)		70.35	14:57:45.924

Weather / Track : Sunny / Dry

Cadwell Park
Circuit Length = 2.1869 miles
Start: 14:53 Flag 15:11 End: 15:16

2019 BRSCC Mazda MX-5 Championship - 1B

RACE 2 - STATISTICS

Competitors Started 26
Planned Start 2019-05-11 @ 14:55:00.000
Actual Start 2019-05-11 @ 14:53:44.295
Finish Time 2019-05-11 @ 15:11:51.173
Track Length 2.1869mi.
Total Laps 251
Total Distance Covered 548.9369mi.

Session Fastest Lap History

NO	NAME	LAP TIME	TIME OF DAY	LAP	VEHICLE
31	Bryn GRIFFITHS (M)	1:56.798	14:55:41.098	1	Mazda MX-5 Mk1
31	Bryn GRIFFITHS (M)	1:48.710	14:57:29.810	2	Mazda MX-5 Mk1
3	Richard WOOTTEN	1:48.601	14:57:30.126	2	Mazda MX-5 Mk1
4	Adam BESSELL	1:47.622	14:57:34.340	2	Mazda MX-5 Mk1
4	Adam BESSELL	1:47.327	15:02:57.118	5	Mazda MX-5 Mk1
6	Samuel SMITH	1:46.910	15:03:05.006	5	Mazda MX-5 Mk1
4	Adam BESSELL	1:46.325	15:04:43.442	6	Mazda MX-5 Mk1
6	Samuel SMITH	1:46.198	15:04:51.204	6	Mazda MX-5 Mk1

Session Leader History

NO	NAME	FROM LAP	LAPS LED	DISTANCE	VEHICLE
31	Bryn GRIFFITHS (M)	1	4	8.74 miles	Mazda MX-5 Mk1
4	Adam BESSELL	5	6	13.12 miles	Mazda MX-5 Mk1

Flag History

TYPE	TIME OF DAY
GREEN	14:53:44.295
FINISH	15:11:51.173

Flag Statistics

TYPE	COUNT	TOTAL LAPS	TOTAL TIME
Green	1	10	22:28.562
Red	0	0	0.000
Safety Car	0	0	0.000
FCY	0	0	0.000

Weather / Track : Sunny / Dry

These results are provisional until the conclusion of any judicial and technical matters.

Cadwell Park

Circuit Length = 2.1869 miles

Start: 14:53 Flag 15:11 End: 15:16

Clerk Of Course :

Timekeeper :

2019 BRSCC Mazda MX-5 Championship - 1A
RACE 4 - CLASSIFICATION

POS	NO	NAME	ENTRY	LAPS	TIME	GAP	DIFF	MPH	BEST	ON
1	1	Will BLACKWELL-CHAMBERS	Mazda MX-5 Mk1	6	11:00.340			71.53	1:44.549	3
2	83	Brian TROTT (M)	Mazda MX-5 Mk1	6	11:01.416	1.076	1.076	71.42	1:44.497	2
3	5	John LANGRIDGE	Mazda MX-5 Mk1	6	11:02.204	1.864	0.788	71.33	1:44.468	3
4	77	Steve FODEN	Mazda MX-5 Mk1	6	11:02.796	2.456	0.592	71.27	1:44.957	2
5	41	Joe WIGGIN	Mazda MX-5 Mk1	6	11:04.417	4.077	1.621	71.09	1:45.439	3
6	65	William HAYDEN	Mazda MX-5 Mk1	6	11:05.366	5.026	0.949	70.99	1:45.739	3
7	71	Ben SHORT	Mazda MX-5 Mk1	6	11:06.532	6.192	1.166	70.87	1:46.097	5
8	23	Martin TOLLEY (M)	Mazda MX-5 Mk1	6	11:07.336	6.996	0.804	70.78	1:46.523	5
9	72	Matt LUFF	Mazda MX-5 Mk1	6	11:08.386	8.046	1.050	70.67	1:45.398	5
10	40	Ben HANCY	Mazda MX-5 Mk1	6	11:09.485	9.145	1.099	70.56	1:46.812	5
11	93	Jack BREWER	Mazda MX-5 Mk1	6	11:14.239	13.899	4.754	70.06	1:47.327	5
12	81	Sebastian FISHER	Mazda MX-5 Mk1	6	11:15.013	14.673	0.774	69.98	1:47.008	5
13	666	David WATERS	Mazda MX-5 Mk1	6	11:16.168	15.828	1.155	69.86	1:47.372	5
14	29	Adam CRAIG	Mazda MX-5 Mk1	6	11:17.125	16.785	0.957	69.76	1:47.135	5
15	54	Marcus BAILEY (M)	Mazda MX-5 Mk1	6	11:17.859	17.519	0.734	69.68	1:46.989	5
16	63	Oliver ALLWOOD	Mazda MX-5 Mk1	6	11:18.591	18.251	0.732	69.61	1:46.836	5
17	13	Scott LEACH (M)	Mazda MX-5 Mk1	6	11:24.369	24.029	5.778	69.02	1:47.848	5
18	91	Tom SMITH	Mazda MX-5 Mk1	6	11:25.011	24.671	0.642	68.96	1:47.621	5
19	24	Oliver GRAHAM	Mazda MX-5 Mk1	6	11:26.364	26.024	1.353	68.82	1:47.714	5
20	55	Matt POLLARD	Mazda MX-5 Mk1	6	11:26.882	26.542	0.518	68.77	1:46.849	4
21	30	Dave TURTON	Mazda MX-5 Mk1	6	11:27.279	26.939	0.397	68.73	1:48.106	5
22	61	Richard BAXTER	Mazda MX-5 Mk1	6	11:27.748	27.408	0.469	68.68	1:49.227	2
23	60	Nick LE DOYEN (M)	Mazda MX-5 Mk1	6	11:28.406	28.066	0.658	68.62	1:51.055	4
24	25	Ivan LEARY (M)	Mazda MX-5 Mk1	6	11:31.263	30.923	2.857	68.33	1:50.703	2

NOT CLASSIFIED

DNF	33	Jason GREATREX (M)	Mazda MX-5 Mk1	2	3:49.813	4 Laps	4 Laps	68.51	1:48.823	2
NC	8	Lewis CANNON	Mazda MX-5 Mk1	0						

FASTEST LAP

	5	John LANGRIDGE	Mazda MX-5 Mk1	3	1:44.468		75.36 mph		121.28 kph	
--	---	----------------	----------------	---	----------	--	-----------	--	------------	--

Race stopped after 7 laps, result to 6 laps

Weather / Track : Bright / Dry

These results are provisional until the conclusion of any judicial and technical matters.

Cadwell Park

Circuit Length = 2.1869 miles

Start: 16:05 Flag 16:16 End: 16:24

Clerk Of Course :

Timekeeper :

2019 BRSCC Mazda MX-5 Championship - 1A

RACE 4 - LAP CHART

LAP 1 @ 16:07:14.538			LAP 2 @ 16:08:59.271			LAP 3 @ 16:10:43.820			LAP 4 @ 16:12:29.373			LAP 5 @ 16:14:14.569		
NO	BEHIND	LAP TIME	NO	BEHIND	LAP TIME	NO	BEHIND	LAP TIME	NO	BEHIND	LAP TIME	NO	BEHIND	LAP TIME
1		1:52.046	1		1:44.733	1		1:44.549	1		1:45.553	1		1:45.196
5	0.687	1:52.733	83	0.716	1:44.497	83	0.723	1:44.556	83	0.448	1:45.278	83	0.632	1:45.380
83	0.952	1:52.998	5	1.275	1:45.321	5	1.194	1:44.468	5	2.040	1:46.399	5	2.716	1:45.872
41	2.222	1:54.268	41	3.099	1:45.610	41	3.989	1:45.439	77	5.565	1:46.829	77	6.024	1:45.655
65	2.921	1:54.967	77	3.468	1:44.957	77	4.289	1:45.370	41	6.599	1:48.163	41	7.368	1:45.965
77	3.244	1:55.290	65	4.131	1:45.943	65	5.321	1:45.739	65	7.564	1:47.796	65	8.350	1:45.982
23	7.714	1:59.760	23	11.330	1:48.349	23	15.203	1:48.422	71	16.994	1:46.180	71	17.895	1:46.097
40	8.079	2:00.125	40	11.915	1:48.569	40	15.558	1:48.192	23	17.751	1:48.101	23	19.078	1:46.523
33	8.944	2:00.990	72	12.139	1:47.672	72	15.693	1:48.103	40	19.657	1:49.652	72	20.370	1:45.398
72	9.200	2:01.246	33	13.034	1:48.823	71	16.367	1:47.471	72	20.168	1:50.028	40	21.273	1:46.812
55	10.039	2:02.085	71	13.445	1:47.912	666	21.007	1:51.445	93	24.664	1:48.772	93	26.795	1:47.327
71	10.266	2:02.312	666	14.111	1:48.417	93	21.445	1:51.228	81	26.507	1:50.494	81	28.319	1:47.008
666	10.427	2:02.473	93	14.766	1:48.473	81	21.566	1:50.508	666	27.198	1:51.744	666	29.374	1:47.372
93	11.026	2:03.072	30	15.209	1:48.266	29	21.797	1:50.401	29	27.748	1:51.504	29	29.687	1:47.135
29	11.190	2:03.236	81	15.607	1:48.573	54	22.482	1:50.434	54	28.740	1:51.811	54	30.533	1:46.989
30	11.676	2:03.722	29	15.945	1:49.488	13	22.862	1:50.203	13	30.045	1:52.736	63	31.997	1:46.836
81	11.767	2:03.813	54	16.597	1:48.968	63	23.555	1:49.441	63	30.357	1:52.355	13	32.697	1:47.848
54	12.362	2:04.408	13	17.208	1:49.099	24	23.799	1:50.984	24	30.388	1:52.142	24	32.906	1:47.714
13	12.842	2:04.888	24	17.364	1:48.941	91	24.473	1:50.926	91	30.723	1:51.803	91	33.148	1:47.621
24	13.156	2:05.202	91	18.096	1:49.406	30	24.668	1:54.008	30	31.211	1:52.096	55	33.633	1:47.512
91	13.423	2:05.469	63	18.663	1:47.681	61	28.276	1:51.180	55	31.317	1:46.849	30	34.121	1:48.106
60	14.571	2:06.617	60	21.542	1:51.704	60	29.147	1:52.154	60	34.649	1:51.055	61	39.096	1:49.523
63	15.715	2:07.761	61	21.645	1:49.227	55	30.021	1:48.464	61	34.769	1:52.046	60	41.157	1:51.704
25	16.831	2:08.877	25	22.801	1:50.703	25	30.262	1:52.010	25	35.559	1:50.850	25	41.452	1:51.089
61	17.151	2:09.197	55	26.106	2:00.800									

Weather / Track : Bright / Dry

Cadwell Park

Circuit Length = 2.1869 miles

Start: 16:05 Flag 00:00 End: 16:24

2019 BRSCC Mazda MX-5 Championship - 1A

RACE 4 - LAP CHART

LAP 6 @ 16:16:22.832			LAP 7 @ 16:20:13.430		
NO	BEHIND	LAP TIME	NO	BEHIND	LAP TIME
1		2:08.263	1		3:50.598
83	1.076	2:08.707	83	2.347	3:51.869
5	1.864	2:07.411	5	3.400	3:52.134
77	2.456	2:04.695	77	4.026	3:52.168
41	4.077	2:04.972	41	5.701	3:52.222
65	5.026	2:04.939	65	6.826	3:52.398
71	6.192	1:56.560	71	8.169	3:52.575
23	6.996	1:56.181	23	8.756	3:52.358
72	8.046	1:55.939	72	9.857	3:52.409
40	9.145	1:56.135	40	10.741	3:52.194
93	13.899	1:55.367	93	13.008	3:49.707
81	14.673	1:54.617	81	14.198	3:50.123
666	15.828	1:54.717	666	15.473	3:50.243
29	16.785	1:55.361	29	17.299	3:51.112
54	17.519	1:55.249	54	18.773	3:51.852
63	18.251	1:54.517	63	19.954	3:52.301
13	24.029	1:59.595	13	21.501	3:48.070
91	24.671	1:59.786	91	23.441	3:49.368
24	26.024	2:01.381	24	26.495	3:51.069
55	26.542	2:01.172	55	27.339	3:51.395
30	26.939	2:01.081	30	28.949	3:52.608
61	27.408	1:56.575	61	29.656	3:52.846
60	28.066	1:55.172	60	30.922	3:53.454
25	30.923	1:57.734	25	31.902	3:51.577

Weather / Track : Bright / Dry

Results can be found at www.tsl-timing.com

Page 2 of 2

Cadwell Park
Circuit Length = 2.1869 miles
Start: 16:05 Flag 00:00 End: 16:24

Printed - 16:28 Saturday, 11 May 2019

2019 BRSCC Mazda MX-5 Championship - 1A

RACE 4 - LAP ANALYSIS

DIFF = Difference To Personal Best Lap

P1 1 Will BLACKWELL-CHAMBERS				
LAP	LAP TIME	DIFF	MPH	TIME OF DAY
1 -	1:52.046	7.497	70.26	16:07:14.538
2 -	1:44.733 (2)	0.184	75.17	16:08:59.271
3 -	1:44.549 (1)		75.30	16:10:43.820
4 -	1:45.553	1.004	74.59	16:12:29.373
5 -	1:45.196 (3)	0.647	74.84	16:14:14.569
6 -	2:08.263	23.714	61.38	16:16:22.832
7 -	3:50.598	2:06.049	34.14	16:20:13.430

P2 83 Brian TROTT (M)				
LAP	LAP TIME	DIFF	MPH	TIME OF DAY
1 -	1:52.998	8.501	69.67	16:07:15.490
2 -	1:44.497 (1)		75.34	16:08:59.987
3 -	1:44.556 (2)	0.059	75.30	16:10:44.543
4 -	1:45.278 (3)	0.781	74.78	16:12:29.821
5 -	1:45.380	0.883	74.71	16:14:15.201
6 -	2:08.707	24.210	61.17	16:16:23.908
7 -	3:51.869	2:07.372	33.95	16:20:15.777

P3 5 John LANGRIDGE				
LAP	LAP TIME	DIFF	MPH	TIME OF DAY
1 -	1:52.733	8.265	69.83	16:07:15.225
2 -	1:45.321 (2)	0.853	74.75	16:09:00.546
3 -	1:44.468 (1)		75.36	16:10:45.014
4 -	1:46.399	1.931	73.99	16:12:31.413
5 -	1:45.872 (3)	1.404	74.36	16:14:17.285
6 -	2:07.411	22.943	61.79	16:16:24.696
7 -	3:52.134	2:07.666	33.91	16:20:16.830

P4 77 Steve FODEN				
LAP	LAP TIME	DIFF	MPH	TIME OF DAY
1 -	1:55.290	10.333	68.29	16:07:17.782
2 -	1:44.957 (1)		75.01	16:09:02.739
3 -	1:45.370 (2)	0.413	74.71	16:10:48.109
4 -	1:46.829	1.872	73.69	16:12:34.938
5 -	1:45.655 (3)	0.698	74.51	16:14:20.593
6 -	2:04.695	19.738	63.13	16:16:25.288
7 -	3:52.168	2:07.211	33.91	16:20:17.456

P5 41 Joe WIGGIN				
LAP	LAP TIME	DIFF	MPH	TIME OF DAY
1 -	1:54.268	8.829	68.90	16:07:16.760
2 -	1:45.610 (2)	0.171	74.54	16:09:02.370
3 -	1:45.439 (1)		74.67	16:10:47.809
4 -	1:48.163	2.724	72.79	16:12:35.972
5 -	1:45.965 (3)	0.526	74.30	16:14:21.937
6 -	2:04.972	19.533	62.99	16:16:26.909
7 -	3:52.222	2:06.783	33.90	16:20:19.131

P6 65 William HAYDEN				
LAP	LAP TIME	DIFF	MPH	TIME OF DAY
1 -	1:54.967	9.228	68.48	16:07:17.459
2 -	1:45.943 (2)	0.204	74.31	16:09:03.402
3 -	1:45.739 (1)		74.45	16:10:49.141
4 -	1:47.796	2.057	73.03	16:12:36.937
5 -	1:45.982 (3)	0.243	74.28	16:14:22.919
6 -	2:04.939	19.200	63.01	16:16:27.858
7 -	3:52.398	2:06.659	33.87	16:20:20.256

DIFF = Difference To Personal Best Lap

P7 71 Ben SHORT				
LAP	LAP TIME	DIFF	MPH	TIME OF DAY
1 -	2:02.312	16.215	64.36	16:07:24.804
2 -	1:47.912	1.815	72.95	16:09:12.716
3 -	1:47.471 (3)	1.374	73.25	16:11:00.187
4 -	1:46.180 (2)	0.083	74.14	16:12:46.367
5 -	1:46.097 (1)		74.20	16:14:32.464
6 -	1:56.560	10.463	67.54	16:16:29.024
7 -	3:52.575	2:06.478	33.85	16:20:21.599

P8 23 Martin TOLLEY (M)				
LAP	LAP TIME	DIFF	MPH	TIME OF DAY
1 -	1:59.760	13.237	65.74	16:07:22.252
2 -	1:48.349 (3)	1.826	72.66	16:09:10.601
3 -	1:48.422	1.899	72.61	16:10:59.023
4 -	1:48.101 (2)	1.578	72.83	16:12:47.124
5 -	1:46.523 (1)		73.91	16:14:33.647
6 -	1:56.181	9.658	67.76	16:16:29.828
7 -	3:52.358	2:05.835	33.88	16:20:22.186

P9 72 Matt LUFF				
LAP	LAP TIME	DIFF	MPH	TIME OF DAY
1 -	2:01.246	15.848	64.93	16:07:23.738
2 -	1:47.672 (2)	2.274	73.12	16:09:11.410
3 -	1:48.103 (3)	2.705	72.83	16:10:59.513
4 -	1:50.028	4.630	71.55	16:12:49.541
5 -	1:45.398 (1)		74.69	16:14:34.939
6 -	1:55.939	10.541	67.90	16:16:30.878
7 -	3:52.409	2:07.011	33.87	16:20:23.287

P10 40 Ben HANCY				
LAP	LAP TIME	DIFF	MPH	TIME OF DAY
1 -	2:00.125	13.313	65.54	16:07:22.617
2 -	1:48.569 (3)	1.757	72.51	16:09:11.186
3 -	1:48.192 (2)	1.380	72.77	16:10:59.378
4 -	1:49.652	2.840	71.80	16:12:49.030
5 -	1:46.812 (1)		73.71	16:14:35.842
6 -	1:56.135	9.323	67.79	16:16:31.977
7 -	3:52.194	2:05.382	33.90	16:20:24.171

P11 93 Jack BREWER				
LAP	LAP TIME	DIFF	MPH	TIME OF DAY
1 -	2:03.072	15.745	63.97	16:07:25.564
2 -	1:48.473 (2)	1.146	72.58	16:09:14.037
3 -	1:51.228	3.901	70.78	16:11:05.265
4 -	1:48.772 (3)	1.445	72.38	16:12:54.037
5 -	1:47.327 (1)		73.35	16:14:41.364
6 -	1:55.367	8.040	68.24	16:16:36.731
7 -	3:49.707	2:02.380	34.27	16:20:26.438

P12 81 Sebastian FISHER				
LAP	LAP TIME	DIFF	MPH	TIME OF DAY
1 -	2:03.813	16.805	63.58	16:07:26.305
2 -	1:48.573 (2)	1.565	72.51	16:09:14.878
3 -	1:50.508	3.500	71.24	16:11:05.386
4 -	1:50.494 (3)	3.486	71.25	16:12:55.880
5 -	1:47.008 (1)		73.57	16:14:42.888
6 -	1:54.617	7.609	68.69	16:16:37.505

Weather / Track : Bright / Dry

Cadwell Park
Circuit Length = 2.1869 miles
Start: 16:05 Flag 00:00 End: 16:24

2019 BRSCC Mazda MX-5 Championship - 1A

RACE 4 - LAP ANALYSIS

DIFF = Difference To Personal Best Lap

7 - 3:50.123 2:03.115 34.21 16:20:27.628

P13 666 David WATERS				
LAP	LAP TIME	DIFF	MPH	TIME OF DAY
1 -	2:02.473	15.101	64.28	16:07:24.965
2 -	1:48.417 (2)	1.045	72.61	16:09:13.382
3 -	1:51.445 (3)	4.073	70.64	16:11:04.827
4 -	1:51.744	4.372	70.45	16:12:56.571
5 -	1:47.372 (1)		73.32	16:14:43.943
6 -	1:54.717	7.345	68.63	16:16:38.660
7 -	3:50.243	2:02.871	34.19	16:20:28.903

P14 29 Adam CRAIG				
LAP	LAP TIME	DIFF	MPH	TIME OF DAY
1 -	2:03.236	16.101	63.88	16:07:25.728
2 -	1:49.488 (2)	2.353	71.90	16:09:15.216
3 -	1:50.401 (3)	3.266	71.31	16:11:05.617
4 -	1:51.504	4.369	70.60	16:12:57.121
5 -	1:47.135 (1)		73.48	16:14:44.256
6 -	1:55.361	8.226	68.24	16:16:39.617
7 -	3:51.112	2:03.977	34.06	16:20:30.729

P15 54 Marcus BAILEY (M)				
LAP	LAP TIME	DIFF	MPH	TIME OF DAY
1 -	2:04.408	17.419	63.28	16:07:26.900
2 -	1:48.968 (2)	1.979	72.25	16:09:15.868
3 -	1:50.434 (3)	3.445	71.29	16:11:06.302
4 -	1:51.811	4.822	70.41	16:12:58.113
5 -	1:46.989 (1)		73.58	16:14:45.102
6 -	1:55.249	8.260	68.31	16:16:40.351
7 -	3:51.852	2:04.863	33.95	16:20:32.203

P16 63 Oliver ALLWOOD				
LAP	LAP TIME	DIFF	MPH	TIME OF DAY
1 -	2:07.761	20.925	61.62	16:07:30.253
2 -	1:47.681 (2)	0.845	73.11	16:09:17.934
3 -	1:49.441 (3)	2.605	71.94	16:11:07.375
4 -	1:52.355	5.519	70.07	16:12:59.730
5 -	1:46.836 (1)		73.69	16:14:46.566
6 -	1:54.517	7.681	68.75	16:16:41.083
7 -	3:52.301	2:05.465	33.89	16:20:33.384

P17 13 Scott LEACH (M)				
LAP	LAP TIME	DIFF	MPH	TIME OF DAY
1 -	2:04.888	17.040	63.04	16:07:27.380
2 -	1:49.099 (2)	1.251	72.16	16:09:16.479
3 -	1:50.203 (3)	2.355	71.44	16:11:06.682
4 -	1:52.736	4.888	69.83	16:12:59.418
5 -	1:47.848 (1)		73.00	16:14:47.266
6 -	1:59.595	11.747	65.83	16:16:46.861
7 -	3:48.070	2:00.222	34.52	16:20:34.931

P18 91 Tom SMITH				
LAP	LAP TIME	DIFF	MPH	TIME OF DAY
1 -	2:05.469	17.848	62.75	16:07:27.961
2 -	1:49.406 (2)	1.785	71.96	16:09:17.367
3 -	1:50.926 (3)	3.305	70.97	16:11:08.293
4 -	1:51.803	4.182	70.42	16:13:00.096
5 -	1:47.621 (1)		73.15	16:14:47.717

DIFF = Difference To Personal Best Lap

6 - 1:59.786 12.165 65.72 16:16:47.503
7 - 3:49.368 2:01.747 34.32 16:20:36.871

P19 24 Oliver GRAHAM				
LAP	LAP TIME	DIFF	MPH	TIME OF DAY
1 -	2:05.202	17.488	62.88	16:07:27.694
2 -	1:48.941 (2)	1.227	72.27	16:09:16.635
3 -	1:50.984 (3)	3.270	70.93	16:11:07.619
4 -	1:52.142	4.428	70.20	16:12:59.761
5 -	1:47.714 (1)		73.09	16:14:47.475
6 -	2:01.381	13.667	64.86	16:16:48.856
7 -	3:51.069	2:03.355	34.07	16:20:39.925

P20 55 Matt POLLARD				
LAP	LAP TIME	DIFF	MPH	TIME OF DAY
1 -	2:02.085	15.236	64.48	16:07:24.577
2 -	2:00.800	13.951	65.17	16:09:25.377
3 -	1:48.464 (3)	1.615	72.58	16:11:13.841
4 -	1:46.849 (1)		73.68	16:13:00.690
5 -	1:47.512 (2)	0.663	73.23	16:14:48.202
6 -	2:01.172	14.323	64.97	16:16:49.374
7 -	3:51.395	2:04.546	34.02	16:20:40.769

P21 30 Dave TURTON				
LAP	LAP TIME	DIFF	MPH	TIME OF DAY
1 -	2:03.722	15.616	63.63	16:07:26.214
2 -	1:48.266 (2)	0.160	72.72	16:09:14.480
3 -	1:54.008	5.902	69.05	16:11:08.488
4 -	1:52.096 (3)	3.990	70.23	16:13:00.584
5 -	1:48.106 (1)		72.82	16:14:48.690
6 -	2:01.081	12.975	65.02	16:16:49.771
7 -	3:52.608	2:04.502	33.84	16:20:42.379

P22 61 Richard BAXTER				
LAP	LAP TIME	DIFF	MPH	TIME OF DAY
1 -	2:09.197	19.970	60.93	16:07:31.689
2 -	1:49.227 (1)		72.08	16:09:20.916
3 -	1:51.180 (3)	1.953	70.81	16:11:12.096
4 -	1:52.046	2.819	70.26	16:13:04.142
5 -	1:49.523 (2)	0.296	71.88	16:14:53.665
6 -	1:56.575	7.348	67.53	16:16:50.240
7 -	3:52.846	2:03.619	33.81	16:20:43.086

P23 60 Nick LE DOYEN (M)				
LAP	LAP TIME	DIFF	MPH	TIME OF DAY
1 -	2:06.617	15.562	62.18	16:07:29.109
2 -	1:51.704 (2)	0.649	70.48	16:09:20.813
3 -	1:52.154	1.099	70.19	16:11:12.967
4 -	1:51.055 (1)		70.89	16:13:04.022
5 -	1:51.704 (2)	0.649	70.48	16:14:55.726
6 -	1:55.172	4.117	68.36	16:16:50.898
7 -	3:53.454	2:02.399	33.72	16:20:44.352

P24 25 Ivan LEARY (M)				
LAP	LAP TIME	DIFF	MPH	TIME OF DAY
1 -	2:08.877	18.174	61.09	16:07:31.369
2 -	1:50.703 (1)		71.12	16:09:22.072
3 -	1:52.010	1.307	70.29	16:11:14.082
4 -	1:50.850 (2)	0.147	71.02	16:13:04.932

Cadwell Park
Circuit Length = 2.1869 miles
Start: 16:05 Flag 00:00 End: 16:24

Weather / Track : Bright / Dry

2019 BRSCC Mazda MX-5 Championship - 1A

RACE 4 - LAP ANALYSIS

DIFF = Difference To Personal Best Lap

5 -	1:51.089 (3)	0.386	70.87	16:14:56.021
6 -	1:57.734	7.031	66.87	16:16:53.755
7 -	3:51.577	2:00.874	33.99	16:20:45.332

P25	33 Jason GREATREX (M)
------------	------------------------------

LAP	LAP TIME	DIFF	MPH	TIME OF DAY
1 -	2:00.990 (2)	12.167	65.07	16:07:23.482
2 -	1:48.823 (1)		72.34	16:09:12.305

2019 BRSCC Mazda MX-5 Championship - 1A

RACE 4 - STATISTICS

Competitors Started 26
Planned Start 2019-05-11 @ 16:00:00.000
Actual Start 2019-05-11 @ 16:05:22.491
Finish Time
Track Length 2.1869mi.
Total Laps 170
Total Distance Covered 371.7899mi.

Session Fastest Lap History

NO	NAME	LAP TIME	TIME OF DAY	LAP	VEHICLE
1	Will BLACKWELL-CHAMBERS	1:52.046	16:07:14.553	1	Mazda MX-5 Mk1
1	Will BLACKWELL-CHAMBERS	1:44.733	16:08:59.286	2	Mazda MX-5 Mk1
83	Brian TROTT (M)	1:44.497	16:09:00.001	2	Mazda MX-5 Mk1
5	John LANGRIDGE	1:44.468	16:10:45.028	3	Mazda MX-5 Mk1

Session Leader History

NO	NAME	FROM LAP	LAPS LED	DISTANCE	VEHICLE
1	Will BLACKWELL-CHAMBERS	1	7	15.30 miles	Mazda MX-5 Mk1

Flag History

TYPE	TIME OF DAY
GREEN	16:05:22.491
SAFETY	16:15:00.733
RED	16:22:33.223

Flag Statistics

TYPE	COUNT	TOTAL LAPS	TOTAL TIME
Green	1	5	9:38.242
Red	1	0	1:32.676
Safety Car	1	2	7:32.489
FCY	0	0	0.000

Weather / Track : Bright / Dry

These results are provisional until the conclusion of any judicial and technical matters.

Cadwell Park
Circuit Length = 2.1869 miles
Start: 16:05 Flag 00:00 End: 16:24

Clerk Of Course :		Timekeeper :
-------------------	--	--------------

2019 BRSCC Mazda MX-5 Championship - 1A

RACE 4 - RED FLAG STOP - INFORMATION SHEET

POS	NO	NAME	ENTRY	LAPS	TIME	GAP	DIFF	MPH	BEST	ON
1	1	Will BLACKWELL-CHAMBERS	Mazda MX-5 Mk1	7	14:50.938			61.85	1:44.549	3
2	83	Brian TROTT (M)	Mazda MX-5 Mk1	7	14:53.285	2.347	2.347	61.69	1:44.497	2
3	5	John LANGRIDGE	Mazda MX-5 Mk1	7	14:54.338	3.400	1.053	61.62	1:44.468	3
4	77	Steve FODEN	Mazda MX-5 Mk1	7	14:54.964	4.026	0.626	61.58	1:44.957	2
5	41	Joe WIGGIN	Mazda MX-5 Mk1	7	14:56.639	5.701	1.675	61.46	1:45.439	3
6	65	William HAYDEN	Mazda MX-5 Mk1	7	14:57.764	6.826	1.125	61.38	1:45.739	3
7	71	Ben SHORT	Mazda MX-5 Mk1	7	14:59.107	8.169	1.343	61.29	1:46.097	5
8	23	Martin TOLLEY (M)	Mazda MX-5 Mk1	7	14:59.694	8.756	0.587	61.25	1:46.523	5
9	72	Matt LUFF	Mazda MX-5 Mk1	7	15:00.795	9.857	1.101	61.18	1:45.398	5
10	40	Ben HANCY	Mazda MX-5 Mk1	7	15:01.679	10.741	0.884	61.12	1:46.812	5
11	93	Jack BREWER	Mazda MX-5 Mk1	7	15:03.946	13.008	2.267	60.96	1:47.327	5
12	81	Sebastian FISHER	Mazda MX-5 Mk1	7	15:05.136	14.198	1.190	60.88	1:47.008	5
13	666	David WATERS	Mazda MX-5 Mk1	7	15:06.411	15.473	1.275	60.80	1:47.372	5
14	29	Adam CRAIG	Mazda MX-5 Mk1	7	15:08.237	17.299	1.826	60.68	1:47.135	5
15	54	Marcus BAILEY (M)	Mazda MX-5 Mk1	7	15:09.711	18.773	1.474	60.58	1:46.989	5
16	63	Oliver ALLWOOD	Mazda MX-5 Mk1	7	15:10.892	19.954	1.181	60.50	1:46.836	5
17	13	Scott LEACH (M)	Mazda MX-5 Mk1	7	15:12.439	21.501	1.547	60.40	1:47.848	5
18	91	Tom SMITH	Mazda MX-5 Mk1	7	15:14.379	23.441	1.940	60.27	1:47.621	5
19	24	Oliver GRAHAM	Mazda MX-5 Mk1	7	15:17.433	26.495	3.054	60.07	1:47.714	5
20	55	Matt POLLARD	Mazda MX-5 Mk1	7	15:18.277	27.339	0.844	60.01	1:46.849	4
21	30	Dave TURTON	Mazda MX-5 Mk1	7	15:19.887	28.949	1.610	59.91	1:48.106	5
22	61	Richard BAXTER	Mazda MX-5 Mk1	7	15:20.594	29.656	0.707	59.86	1:49.227	2
23	60	Nick LE DOYEN (M)	Mazda MX-5 Mk1	7	15:21.860	30.922	1.266	59.78	1:51.055	4
24	25	Ivan LEARY (M)	Mazda MX-5 Mk1	7	15:22.840	31.902	0.980	59.72	1:50.703	2

NOT CLASSIFIED

DNF	33	Jason GREATREX (M)	Mazda MX-5 Mk1	2	3:49.813	5 Laps	5 Laps	68.51	1:48.823	2
NC	8	Lewis CANNON	Mazda MX-5 Mk1	0						

FASTEST LAP

	5	John LANGRIDGE	Mazda MX-5 Mk1	3	1:44.468			75.36 mph	121.28 kph	
--	---	----------------	----------------	---	----------	--	--	-----------	------------	--

Weather / Track : Bright / Dry

These results are provisional until the conclusion of any judicial and technical matters.

Cadwell Park

Circuit Length = 2.1869 miles


Start: 16:05 Flag 00:00 End: 16:24

Clerk Of Course :		Timekeeper :	
-------------------	--	--------------	--

2019 BRSCC Mazda MX-5 Championship - 2B

RACE 9 - GRID (20 minutes)

ROW 13	26	4:01.628 80 Adam TYLER	25	18:57.819 34 Adam TYRRELL (M)
ROW 12	24	19:22.756 53 Jonathan FIELDSSEND (M)	23	19:22.286 68 Ashley HEATH (M)
ROW 11	22	19:14.869 78 Richard BARTLETT (M)	21	18:58.888 42 Toby OWEN
ROW 10	20	18:58.091 43 Arun DHANAPALA	19	18:52.983 10 Thomas MALLETT
ROW 9	18	18:48.513 20 Christopher GINN (M)	17	18:47.954 2 Jake STYLES
ROW 8	16	18:45.714 27 Christian DANN	15	173 Stuart Ross FRENCH
ROW 7	14	18:43.456 222 Adrian JOHNSON	13	18:42.729 45 Graham RUMSEY (M)
ROW 6	12	18:41.127 57 Oliver JENKINS	11	18:40.253 90 Bruce ROBINSON (M)
ROW 5	10	18:39.279 66 Christina HOLLEY	9	18:36.016 82 Michael KNIBBS
ROW 4	8	18:34.502 56 Thomas JENKINS	7	18:34.111 26 Charlie RAWLES
ROW 3	6	18:33.831 74 Clive CHISNALL (M)	5	8 Lewis CANNON
ROW 2	4	33 Jason GREATREX (M)	3	25 Ivan LEARY (M)
ROW 1	2	60 Nick LE DOYEN (M)	1	61 Richard BAXTER
Pole				



Cadwell Park
Circuit Length = 2.1869 miles

These results are provisional until the conclusion of any judicial and technical matters.

Clerk Of Course :		Timekeeper :	
-------------------	--	--------------	--

2019 BRSCC Mazda MX-5 Championship - 2B

RACE 9 - CLASSIFICATION

POS	NO	NAME	ENTRY	LAPS	TIME	GAP	DIFF	MPH	BEST	ON
1	8	Lewis CANNON	Mazda MX-5 Mk1	12	21:25.318			73.50	1:45.605	3
2	33	Jason GREATREX (M)	Mazda MX-5 Mk1	12	21:31.468	6.150	6.150	73.15	1:46.497	10
3	61	Richard BAXTER	Mazda MX-5 Mk1	12	21:33.429	8.111	1.961	73.04	1:46.780	9
4	26	Charlie RAWLES	Mazda MX-5 Mk1	12	21:46.651	21.333	13.222	72.30	1:47.068	5
5	56	Thomas JENKINS	Mazda MX-5 Mk1	12	21:57.953	32.635	11.302	71.68	1:47.217	4
6	66	Christina HOLLEY	Mazda MX-5 Mk1	12	22:15.506	50.188	17.553	70.74	1:49.131	7
7	27	Christian DANN	Mazda MX-5 Mk1	12	22:15.822	50.504	0.316	70.72	1:48.741	9
8	173	Stuart Ross FRENCH	Mazda MX-5 Mk1	12	22:16.620	51.302	0.798	70.68	1:49.010	9
9	2	Jake STYLES	Mazda MX-5 Mk1	12	22:24.762	59.444	8.142	70.25	1:50.223	6
10	45	Graham RUMSEY (M)	Mazda MX-5 Mk1	12	22:29.602	1:04.284	4.840	70.00	1:49.222	10
11	43	Arun DHANAPALA	Mazda MX-5 Mk1	12	22:31.982	1:06.664	2.380	69.88	1:49.888	10
12	10	Thomas MALLETT	Mazda MX-5 Mk1	12	22:33.001	1:07.683	1.019	69.82	1:50.297	10
13	90	Bruce ROBINSON (M)	Mazda MX-5 Mk1	12	22:33.188	1:07.870	0.187	69.81	1:48.938	12
14	42	Toby OWEN	Mazda MX-5 Mk1	12	22:39.033	1:13.715	5.845	69.51	1:51.172	10
15	20	Christopher GINN (M)	Mazda MX-5 Mk1	12	22:43.894	1:18.576	4.861	69.27	1:50.135	6
16	78	Richard BARTLETT (M)	Mazda MX-5 Mk1	12	22:44.712	1:19.394	0.818	69.22	1:51.505	7
17	68	Ashley HEATH (M)	Mazda MX-5 Mk1	12	22:52.120	1:26.802	7.408	68.85	1:51.414	10
18	53	Jonathan FIELDSSEND (M)	Mazda MX-5 Mk1	12	23:03.935	1:38.617	11.815	68.26	1:51.543	9
19	34	Adam TYRRELL (M)	Mazda MX-5 Mk1	11	22:16.869	1 Lap	1 Lap	64.78	1:58.462	7
NOT CLASSIFIED										
DNF	25	Ivan LEARY (M)	Mazda MX-5 Mk1	11	20:12.891	1 Lap		71.40	1:48.183	10
DNF	57	Oliver JENKINS	Mazda MX-5 Mk1	11	20:13.003	1 Lap	0.112	71.39	1:47.953	6
DNF	74	Clive CHISNALL (M)	Mazda MX-5 Mk1	11	20:14.460	1 Lap	1.457	71.31	1:48.534	6
DNF	80	Adam TYLER	Mazda MX-5 Mk1	6	11:29.602	6 Laps	5 Laps	68.50	1:51.292	3
DNF	222	Adrian JOHNSON	Mazda MX-5 Mk1	4	7:27.471	8 Laps	2 Laps	70.37	1:48.783	4
DNF	60	Nick LE DOYEN (M)	Mazda MX-5 Mk1	1	1:57.931	11 Laps	3 Laps	66.76	1:57.931	1
DNF	82	Michael KNIBBS	Mazda MX-5 Mk1	1	1:59.578	11 Laps	1.647	65.84	1:59.578	1
FASTEST LAP										
	8	Lewis CANNON	Mazda MX-5 Mk1	3	1:45.605		74.55 mph		119.98 kph	

Weather / Track : Sunny / Dry

These results are provisional until the conclusion of any judicial and technical matters.

Cadwell Park

Circuit Length = 2.1869 miles

Start: 09:27 Flag 09:49 End: 09:51

Clerk Of Course :

Timekeeper :

2019 BRSCC Mazda MX-5 Championship - 2B

RACE 9 - LAP CHART

LAP 1 @ 09:29:37.533			LAP 2 @ 09:31:24.951			LAP 3 @ 09:33:11.642			LAP 4 @ 09:34:58.874			LAP 5 @ 09:36:45.456		
NO	BEHIND	LAP TIME	NO	BEHIND	LAP TIME	NO	BEHIND	LAP TIME	NO	BEHIND	LAP TIME	NO	BEHIND	LAP TIME
33		1:53.311	33		1:47.418	33		1:46.691	33		1:47.232	8		1:46.473
61	0.758	1:54.069	61	0.722	1:47.382	8	0.215	1:45.605	8	0.109	1:47.126	33	1.344	1:47.926
8	2.238	1:55.549	8	1.301	1:46.481	61	1.881	1:47.850	61	1.588	1:46.939	61	1.953	1:46.947
25	3.478	1:56.789	25	6.146	1:50.086	26	8.836	1:49.208	26	8.953	1:47.349	26	9.439	1:47.068
60	4.620	1:57.931	26	6.319	1:48.893	56	9.181	1:48.038	56	9.166	1:47.217	56	10.039	1:47.455
26	4.844	1:58.155	74	7.754	1:49.650	25	10.233	1:50.778	25	12.014	1:49.013	25	15.617	1:50.185
74	5.522	1:58.833	56	7.834	1:49.508	74	10.963	1:49.900	222	12.819	1:48.783	74	16.166	1:49.087
56	5.744	1:59.055	90	8.524	1:49.204	222	11.268	1:49.115	74	13.661	1:49.930	45	17.960	1:49.402
82	6.267	1:59.578	222	8.844	1:49.289	90	11.910	1:50.077	45	15.140	1:49.740	57	18.665	1:49.671
90	6.738	2:00.049	45	9.966	1:49.789	45	12.632	1:49.357	57	15.576	1:49.529	27	22.557	1:49.798
222	6.973	2:00.284	57	10.428	1:49.691	57	13.279	1:49.542	27	19.341	1:50.097	66	23.161	1:49.781
45	7.595	2:00.906	27	12.794	1:51.079	27	16.476	1:50.373	66	19.962	1:50.324	173	23.414	1:49.635
57	8.155	2:01.466	66	13.122	1:51.575	66	16.870	1:50.439	173	20.361	1:50.551	2	28.058	1:51.460
66	8.965	2:02.276	173	13.478	1:51.558	173	17.042	1:50.255	2	23.180	1:51.539	20	28.617	1:51.471
27	9.133	2:02.444	2	14.131	1:51.586	2	18.873	1:51.433	20	23.728	1:51.098	10	32.692	1:52.475
173	9.338	2:02.649	10	15.112	1:51.776	20	19.862	1:51.065	10	26.799	1:52.387	42	33.400	1:52.775
2	9.963	2:03.274	20	15.488	1:51.853	10	21.644	1:53.223	42	27.207	1:52.023	43	33.648	1:52.331
10	10.754	2:04.065	42	16.514	1:52.085	42	22.416	1:52.593	43	27.899	1:52.003	78	34.502	1:52.665
20	11.053	2:04.364	43	17.396	1:50.778	43	23.128	1:52.423	78	28.419	1:51.860	80	35.618	1:52.843
42	11.847	2:05.158	78	18.173	1:52.950	78	23.791	1:52.309	80	29.357	1:51.918	90	37.507	1:50.038
78	12.641	2:05.952	80	20.070	1:52.657	80	24.671	1:51.292	90	34.051	2:09.373	68	43.692	1:53.780
43	14.036	2:07.347	68	22.219	1:54.697	68	29.302	1:53.774	68	36.494	1:54.424	53	44.288	1:53.288
80	14.831	2:08.142	53	22.860	1:54.306	53	29.983	1:53.814	53	37.582	1:54.831	34	1:19.995	1:59.459
68	14.940	2:08.251	34	38.042	2:03.966	34	53.994	2:02.643	34	1:07.118	2:00.356			
53	15.972	2:09.283												
34	21.494	2:14.805												

Weather / Track : Sunny / Dry

Cadwell Park

Circuit Length = 2.1869 miles

Start: 09:27 Flag 09:49 End: 09:51

2019 BRSCC Mazda MX-5 Championship - 2B

RACE 9 - LAP CHART

LAP 6 @ 09:38:31.308			LAP 7 @ 09:40:17.444			LAP 8 @ 09:42:03.389			LAP 9 @ 09:43:50.879			LAP 10 @ 09:45:37.067		
NO	BEHIND	LAP TIME	NO	BEHIND	LAP TIME	NO	BEHIND	LAP TIME	NO	BEHIND	LAP TIME	NO	BEHIND	LAP TIME
8		1:45.852	8		1:46.136	8		1:45.945	8		1:47.490	8		1:46.188
33	2.368	1:46.876	33	3.113	1:46.881	33	3.714	1:46.546	33	3.035	1:46.811	33	3.344	1:46.497
61	3.323	1:47.222	61	4.020	1:46.833	61	5.477	1:47.402	61	4.767	1:46.780	61	5.796	1:47.217
26	11.426	1:47.839	26	12.569	1:47.279	26	14.188	1:47.564	34	1 Lap	2:00.418	26	16.609	1:48.375
56	12.254	1:48.067	56	14.745	1:48.627	56	17.724	1:48.924	26	14.422	1:47.724	56	24.500	1:50.715
74	18.848	1:48.534	74	22.177	1:49.465	74	25.154	1:48.922	56	19.973	1:49.739	34	1 Lap	1:58.537
25	19.271	1:49.506	25	22.439	1:49.304	25	25.806	1:49.312	74	26.581	1:48.917	74	29.160	1:48.767
57	20.766	1:47.953	57	22.983	1:48.353	57	26.191	1:49.153	25	27.288	1:48.972	25	29.283	1:48.183
27	27.551	1:50.846	66	30.984	1:49.131	66	34.383	1:49.344	57	27.649	1:48.948	57	30.452	1:48.991
66	27.989	1:50.680	173	31.796	1:49.519	173	34.929	1:49.078	66	36.176	1:49.283	66	39.715	1:49.727
173	28.413	1:50.851	27	32.534	1:51.119	27	36.459	1:49.870	173	36.449	1:49.010	173	40.465	1:50.204
2	32.429	1:50.223	2	36.592	1:50.299	2	41.428	1:50.781	27	37.710	1:48.741	27	41.080	1:49.558
20	32.900	1:50.135	20	37.933	1:51.169	20	43.831	1:51.843	2	44.259	1:50.321	2	49.281	1:51.210
10	38.971	1:52.131	10	43.882	1:51.047	10	49.748	1:51.811	10	52.714	1:50.456	10	56.823	1:50.297
43	39.481	1:51.685	43	44.593	1:51.248	43	50.121	1:51.473	45	54.153	1:50.026	45	57.187	1:49.222
42	40.198	1:52.650	42	45.592	1:51.530	42	51.035	1:51.388	43	54.782	1:52.151	43	58.482	1:49.888
78	41.269	1:52.619	78	46.638	1:51.505	45	51.617	1:49.383	42	55.806	1:52.261	42	1:00.790	1:51.172
80	42.516	1:52.750	45	48.179	1:51.620	78	54.516	1:53.823	90	57.819	1:50.334	90	1:00.934	1:49.303
45	42.695	2:10.587	90	51.105	1:54.357	90	54.975	1:49.815	78	1:00.122	1:53.096	78	1:06.209	1:52.275
90	42.884	1:51.229	68	56.842	1:52.791	68	1:02.847	1:51.950	20	1:01.276	2:04.935	20	1:06.464	1:51.376
68	50.187	1:52.347	53	57.973	1:53.196	53	1:05.378	1:53.350	68	1:07.972	1:52.615	68	1:13.198	1:51.414
53	50.913	1:52.477	34	1:45.304	1:58.462				53	1:09.431	1:51.543	53	1:16.337	1:53.094
34	1:32.978	1:58.835												

Weather / Track : Sunny / Dry

Results can be found at www.tsl-timing.com

Page 2 of 3

Cadwell Park

Circuit Length = 2.1869 miles

Start: 09:27 Flag 09:49 End: 09:51

Printed - 09:56 Sunday, 12 May 2019

2019 BRSCC Mazda MX-5 Championship - 2B

RACE 9 - LAP CHART

LAP 11 @ 09:47:22.693			LAP 12 @ 09:49:09.540		
NO	BEHIND	LAP TIME	NO	BEHIND	LAP TIME
8		1:45.626	8		1:46.847
33	4.958	1:47.240	33	6.150	1:48.039
61	7.510	1:47.340	61	8.111	1:47.448
26	19.121	1:48.138	26	21.333	1:49.059
56	29.101	1:50.227	56	32.635	1:50.381
25	34.420	1:50.763	66	50.188	1:53.592
57	34.532	1:49.706	27	50.504	1:52.824
74	35.989	1:52.455	173	51.302	1:53.996
34	1 Lap	2:00.111	34	1 Lap	1:59.277
66	43.443	1:49.354	2	59.444	1:52.014
173	44.153	1:49.314	45	1:04.284	1:49.992
27	44.527	1:49.073	43	1:06.664	1:50.436
2	54.277	1:50.622	10	1:07.683	1:51.969
45	1:01.139	1:49.578	90	1:07.870	1:48.938
10	1:02.561	1:51.364	42	1:13.715	1:52.436
43	1:03.075	1:50.219	20	1:18.576	1:53.077
90	1:05.779	1:50.471	78	1:19.394	1:52.135
42	1:08.126	1:52.962	68	1:26.802	1:53.430
20	1:12.346	1:51.508	53	1:38.617	2:02.137
78	1:14.106	1:53.523			
68	1:20.219	1:52.647			
53	1:23.327	1:52.616			

Weather / Track : Sunny / Dry

Results can be found at www.tsl-timing.com

Page 3 of 3

Cadwell Park
Circuit Length = 2.1869 miles
Start: 09:27 Flag 09:49 End: 09:51

Printed - 09:56 Sunday, 12 May 2019

2019 BRSCC Mazda MX-5 Championship - 2B

RACE 9 - LAP ANALYSIS

DIFF = Difference To Personal Best Lap

P1 8 Lewis CANNON				
LAP	LAP TIME	DIFF	MPH	TIME OF DAY
1 -	1:55.549	9.944	68.13	09:29:39.771
2 -	1:46.481	0.876	73.93	09:31:26.252
3 -	1:45.605 (1)		74.55	09:33:11.857
4 -	1:47.126	1.521	73.49	09:34:58.983
5 -	1:46.473	0.868	73.94	09:36:45.456
6 -	1:45.852 (3)	0.247	74.37	09:38:31.308
7 -	1:46.136	0.531	74.18	09:40:17.444
8 -	1:45.945	0.340	74.31	09:42:03.389
9 -	1:47.490	1.885	73.24	09:43:50.879
10 -	1:46.188	0.583	74.14	09:45:37.067
11 -	1:45.626 (2)	0.021	74.53	09:47:22.693
12 -	1:46.847	1.242	73.68	09:49:09.540

P2 33 Jason GREATREX (M)				
LAP	LAP TIME	DIFF	MPH	TIME OF DAY
1 -	1:53.311	6.814	69.48	09:29:37.533
2 -	1:47.418	0.921	73.29	09:31:24.951
3 -	1:46.691 (3)	0.194	73.79	09:33:11.642
4 -	1:47.232	0.735	73.42	09:34:58.874
5 -	1:47.926	1.429	72.94	09:36:46.800
6 -	1:46.876	0.379	73.66	09:38:33.676
7 -	1:46.881	0.384	73.66	09:40:20.557
8 -	1:46.546 (2)	0.049	73.89	09:42:07.103
9 -	1:46.811	0.314	73.71	09:43:53.914
10 -	1:46.497 (1)		73.92	09:45:40.411
11 -	1:47.240	0.743	73.41	09:47:27.651
12 -	1:48.039	1.542	72.87	09:49:15.690

P3 61 Richard BAXTER				
LAP	LAP TIME	DIFF	MPH	TIME OF DAY
1 -	1:54.069	7.289	69.02	09:29:38.291
2 -	1:47.382	0.602	73.31	09:31:25.673
3 -	1:47.850	1.070	73.00	09:33:13.523
4 -	1:46.939 (3)	0.159	73.62	09:35:00.462
5 -	1:46.947	0.167	73.61	09:36:47.409
6 -	1:47.222	0.442	73.42	09:38:34.631
7 -	1:46.833 (2)	0.053	73.69	09:40:21.464
8 -	1:47.402	0.622	73.30	09:42:08.866
9 -	1:46.780 (1)		73.73	09:43:55.646
10 -	1:47.217	0.437	73.43	09:45:42.863
11 -	1:47.340	0.560	73.34	09:47:30.203
12 -	1:47.448	0.668	73.27	09:49:17.651

P4 26 Charlie RAWLES				
LAP	LAP TIME	DIFF	MPH	TIME OF DAY
1 -	1:58.155	11.087	66.63	09:29:42.377
2 -	1:48.893	1.825	72.30	09:31:31.270
3 -	1:49.208	2.140	72.09	09:33:20.478
4 -	1:47.349 (3)	0.281	73.34	09:35:07.827
5 -	1:47.068 (1)		73.53	09:36:54.895
6 -	1:47.839	0.771	73.00	09:38:42.734
7 -	1:47.279 (2)	0.211	73.38	09:40:30.013
8 -	1:47.564	0.496	73.19	09:42:17.577
9 -	1:47.724	0.656	73.08	09:44:05.301
10 -	1:48.375	1.307	72.64	09:45:53.676
11 -	1:48.138	1.070	72.80	09:47:41.814
12 -	1:49.059	1.991	72.19	09:49:30.873

DIFF = Difference To Personal Best Lap

P5 56 Thomas JENKINS				
LAP	LAP TIME	DIFF	MPH	TIME OF DAY
1 -	1:59.055	11.838	66.13	09:29:43.277
2 -	1:49.508	2.291	71.89	09:31:32.785
3 -	1:48.038 (3)	0.821	72.87	09:33:20.823
4 -	1:47.217 (1)		73.43	09:35:08.040
5 -	1:47.455 (2)	0.238	73.26	09:36:55.495
6 -	1:48.067	0.850	72.85	09:38:43.562
7 -	1:48.627	1.410	72.47	09:40:32.189
8 -	1:48.924	1.707	72.28	09:42:21.113
9 -	1:49.739	2.522	71.74	09:44:10.852
10 -	1:50.715	3.498	71.11	09:46:01.567
11 -	1:50.227	3.010	71.42	09:47:51.794
12 -	1:50.381	3.164	71.32	09:49:42.175

P6 66 Christina HOLLEY				
LAP	LAP TIME	DIFF	MPH	TIME OF DAY
1 -	2:02.276	13.145	64.38	09:29:46.498
2 -	1:51.575	2.444	70.56	09:31:38.073
3 -	1:50.439	1.308	71.29	09:33:28.512
4 -	1:50.324	1.193	71.36	09:35:18.836
5 -	1:49.781	0.650	71.71	09:37:08.617
6 -	1:50.680	1.549	71.13	09:38:59.297
7 -	1:49.131 (1)		72.14	09:40:48.428
8 -	1:49.344 (3)	0.213	72.00	09:42:37.772
9 -	1:49.283 (2)	0.152	72.04	09:44:27.055
10 -	1:49.727	0.596	71.75	09:46:16.782
11 -	1:49.354	0.223	71.99	09:48:06.136
12 -	1:53.592	4.461	69.31	09:49:59.728

P7 27 Christian DANN				
LAP	LAP TIME	DIFF	MPH	TIME OF DAY
1 -	2:02.444	13.703	64.30	09:29:46.666
2 -	1:51.079	2.338	70.87	09:31:37.745
3 -	1:50.373	1.632	71.33	09:33:28.118
4 -	1:50.097	1.356	71.51	09:35:18.215
5 -	1:49.798	1.057	71.70	09:37:08.013
6 -	1:50.846	2.105	71.02	09:38:58.859
7 -	1:51.119	2.378	70.85	09:40:49.978
8 -	1:49.870	1.129	71.65	09:42:39.848
9 -	1:48.741 (1)		72.40	09:44:28.589
10 -	1:49.558 (3)	0.817	71.86	09:46:18.147
11 -	1:49.073 (2)	0.332	72.18	09:48:07.220
12 -	1:52.824	4.083	69.78	09:50:00.044

P8 173 Stuart Ross FRENCH				
LAP	LAP TIME	DIFF	MPH	TIME OF DAY
1 -	2:02.649	13.639	64.19	09:29:46.871
2 -	1:51.558	2.548	70.57	09:31:38.429
3 -	1:50.255	1.245	71.40	09:33:28.684
4 -	1:50.551	1.541	71.21	09:35:19.235
5 -	1:49.635	0.625	71.81	09:37:08.870
6 -	1:50.851	1.841	71.02	09:38:59.721
7 -	1:49.519	0.509	71.88	09:40:49.240
8 -	1:49.078 (2)	0.068	72.17	09:42:38.318
9 -	1:49.010 (1)		72.22	09:44:27.328
10 -	1:50.204	1.194	71.44	09:46:17.532
11 -	1:49.314 (3)	0.304	72.02	09:48:06.846
12 -	1:53.996	4.986	69.06	09:50:00.842

Weather / Track : Sunny / Dry

Cadwell Park
Circuit Length = 2.1869 miles
Start: 09:27 Flag 09:49 End: 09:51

2019 BRSCC Mazda MX-5 Championship - 2B

RACE 9 - LAP ANALYSIS

DIFF = Difference To Personal Best Lap

P9 2 Jake STYLES				
LAP	LAP TIME	DIFF	MPH	TIME OF DAY
1 -	2:03.274	13.051	63.86	09:29:47.496
2 -	1:51.586	1.363	70.55	09:31:39.082
3 -	1:51.433	1.210	70.65	09:33:30.515
4 -	1:51.539	1.316	70.58	09:35:22.054
5 -	1:51.460	1.237	70.63	09:37:13.514
6 -	1:50.223 (1)		71.42	09:39:03.737
7 -	1:50.299 (2)	0.076	71.38	09:40:54.036
8 -	1:50.781	0.558	71.06	09:42:44.817
9 -	1:50.321 (3)	0.098	71.36	09:44:35.138
10 -	1:51.210	0.987	70.79	09:46:26.348
11 -	1:50.622	0.399	71.17	09:48:16.970
12 -	1:52.014	1.791	70.28	09:50:08.984

P10 45 Graham RUMSEY (M)				
LAP	LAP TIME	DIFF	MPH	TIME OF DAY
1 -	2:00.906	11.684	65.11	09:29:45.128
2 -	1:49.789	0.567	71.71	09:31:34.917
3 -	1:49.357 (2)	0.135	71.99	09:33:24.274
4 -	1:49.740	0.518	71.74	09:35:14.014
5 -	1:49.402	0.180	71.96	09:37:03.416
6 -	2:10.587	21.365	60.29	09:39:14.003
7 -	1:51.620	2.398	70.53	09:41:05.623
8 -	1:49.383 (3)	0.161	71.97	09:42:55.006
9 -	1:50.026	0.804	71.55	09:44:45.032
10 -	1:49.222 (1)		72.08	09:46:34.254
11 -	1:49.578	0.356	71.85	09:48:23.832
12 -	1:49.992	0.770	71.57	09:50:13.824

P11 43 Arun DHANAPALA				
LAP	LAP TIME	DIFF	MPH	TIME OF DAY
1 -	2:07.347	17.459	61.82	09:29:51.569
2 -	1:50.778	0.890	71.07	09:31:42.347
3 -	1:52.423	2.535	70.03	09:33:34.770
4 -	1:52.003	2.115	70.29	09:35:26.773
5 -	1:52.331	2.443	70.08	09:37:19.104
6 -	1:51.685	1.797	70.49	09:39:10.789
7 -	1:51.248	1.360	70.77	09:41:02.037
8 -	1:51.473	1.585	70.62	09:42:53.510
9 -	1:52.151	2.263	70.20	09:44:45.661
10 -	1:49.888 (1)		71.64	09:46:35.549
11 -	1:50.219 (2)	0.331	71.43	09:48:25.768
12 -	1:50.436 (3)	0.548	71.29	09:50:16.204

P12 10 Thomas MALLETT				
LAP	LAP TIME	DIFF	MPH	TIME OF DAY
1 -	2:04.065	13.768	63.46	09:29:48.287
2 -	1:51.776	1.479	70.43	09:31:40.063
3 -	1:53.223	2.926	69.53	09:33:33.286
4 -	1:52.387	2.090	70.05	09:35:25.673
5 -	1:52.475	2.178	69.99	09:37:18.148
6 -	1:52.131	1.834	70.21	09:39:10.279
7 -	1:51.047 (3)	0.750	70.89	09:41:01.326
8 -	1:51.811	1.514	70.41	09:42:53.137
9 -	1:50.456 (2)	0.159	71.27	09:44:43.593
10 -	1:50.297 (1)		71.38	09:46:33.890
11 -	1:51.364	1.067	70.69	09:48:25.254
12 -	1:51.969	1.672	70.31	09:50:17.223

DIFF = Difference To Personal Best Lap

P13 90 Bruce ROBINSON (M)				
LAP	LAP TIME	DIFF	MPH	TIME OF DAY
1 -	2:00.049	11.111	65.58	09:29:44.271
2 -	1:49.204 (2)	0.266	72.09	09:31:33.475
3 -	1:50.077	1.139	71.52	09:33:23.552
4 -	2:09.373	20.435	60.85	09:35:32.925
5 -	1:50.038	1.100	71.54	09:37:22.963
6 -	1:51.229	2.291	70.78	09:39:14.192
7 -	1:54.357	5.419	68.84	09:41:08.549
8 -	1:49.815	0.877	71.69	09:42:58.364
9 -	1:50.334	1.396	71.35	09:44:48.698
10 -	1:49.303 (3)	0.365	72.03	09:46:38.001
11 -	1:50.471	1.533	71.26	09:48:28.472
12 -	1:48.938 (1)		72.27	09:50:17.410

P14 42 Toby OWEN				
LAP	LAP TIME	DIFF	MPH	TIME OF DAY
1 -	2:05.158	13.986	62.90	09:29:49.380
2 -	1:52.085	0.913	70.24	09:31:41.465
3 -	1:52.593	1.421	69.92	09:33:34.058
4 -	1:52.023	0.851	70.28	09:35:26.081
5 -	1:52.775	1.603	69.81	09:37:18.856
6 -	1:52.650	1.478	69.89	09:39:11.506
7 -	1:51.530 (3)	0.358	70.59	09:41:03.036
8 -	1:51.388 (2)	0.216	70.68	09:42:54.424
9 -	1:52.261	1.089	70.13	09:44:46.685
10 -	1:51.172 (1)		70.81	09:46:37.857
11 -	1:52.962	1.790	69.69	09:48:30.819
12 -	1:52.436	1.264	70.02	09:50:23.255

P15 20 Christopher GINN (M)				
LAP	LAP TIME	DIFF	MPH	TIME OF DAY
1 -	2:04.364	14.229	63.30	09:29:48.586
2 -	1:51.853	1.718	70.38	09:31:40.439
3 -	1:51.065 (2)	0.930	70.88	09:33:31.504
4 -	1:51.098 (3)	0.963	70.86	09:35:22.602
5 -	1:51.471	1.336	70.63	09:37:14.073
6 -	1:50.135 (1)		71.48	09:39:04.208
7 -	1:51.169	1.034	70.82	09:40:55.377
8 -	1:51.843	1.708	70.39	09:42:47.220
9 -	2:04.935	14.800	63.01	09:44:52.155
10 -	1:51.376	1.241	70.69	09:46:43.531
11 -	1:51.508	1.373	70.60	09:48:35.039
12 -	1:53.077	2.942	69.62	09:50:28.116

P16 78 Richard BARTLETT (M)				
LAP	LAP TIME	DIFF	MPH	TIME OF DAY
1 -	2:05.952	14.447	62.50	09:29:50.174
2 -	1:52.950	1.445	69.70	09:31:43.124
3 -	1:52.309	0.804	70.10	09:33:35.433
4 -	1:51.860 (2)	0.355	70.38	09:35:27.293
5 -	1:52.665	1.160	69.88	09:37:19.958
6 -	1:52.619	1.114	69.91	09:39:12.577
7 -	1:51.505 (1)		70.60	09:41:04.082
8 -	1:53.823	2.318	69.17	09:42:57.905
9 -	1:53.096	1.591	69.61	09:44:51.001
10 -	1:52.275	0.770	70.12	09:46:43.276
11 -	1:53.523	2.018	69.35	09:48:36.799
12 -	1:52.135 (3)	0.630	70.21	09:50:28.934

Weather / Track : Sunny / Dry

Cadwell Park
Circuit Length = 2.1869 miles
Start: 09:27 Flag 09:49 End: 09:51

2019 BRSCC Mazda MX-5 Championship - 2B

RACE 9 - LAP ANALYSIS

DIFF = Difference To Personal Best Lap

P17 68 Ashley HEATH (M)				
LAP	LAP TIME	DIFF	MPH	TIME OF DAY
1 -	2:08.251	16.837	61.38	09:29:52.473
2 -	1:54.697	3.283	68.64	09:31:47.170
3 -	1:53.774	2.360	69.20	09:33:40.944
4 -	1:54.424	3.010	68.80	09:35:35.368
5 -	1:53.780	2.366	69.19	09:37:29.148
6 -	1:52.347 (3)	0.933	70.07	09:39:21.495
7 -	1:52.791	1.377	69.80	09:41:14.286
8 -	1:51.950 (2)	0.536	70.32	09:43:06.236
9 -	1:52.615	1.201	69.91	09:44:58.851
10 -	1:51.414 (1)		70.66	09:46:50.265
11 -	1:52.647	1.233	69.89	09:48:42.912
12 -	1:53.430	2.016	69.41	09:50:36.342

P18 53 Jonathan FIELDSEND (M)				
LAP	LAP TIME	DIFF	MPH	TIME OF DAY
1 -	2:09.283	17.740	60.89	09:29:53.505
2 -	1:54.306	2.763	68.87	09:31:47.811
3 -	1:53.814	2.271	69.17	09:33:41.625
4 -	1:54.831	3.288	68.56	09:35:36.456
5 -	1:53.288	1.745	69.49	09:37:29.744
6 -	1:52.477 (2)	0.934	69.99	09:39:22.221
7 -	1:53.196	1.653	69.55	09:41:15.417
8 -	1:53.350	1.807	69.45	09:43:08.767
9 -	1:51.543 (1)		70.58	09:45:00.310
10 -	1:53.094	1.551	69.61	09:46:53.404
11 -	1:52.616 (3)	1.073	69.91	09:48:46.020
12 -	2:02.137	10.594	64.46	09:50:48.157

P19 34 Adam TYRRELL (M)				
LAP	LAP TIME	DIFF	MPH	TIME OF DAY
1 -	2:14.805	16.343	58.40	09:29:59.027
2 -	2:03.966	5.504	63.51	09:32:02.993
3 -	2:02.643	4.181	64.19	09:34:05.636
4 -	2:00.356	1.894	65.41	09:36:05.992
5 -	1:59.459	0.997	65.90	09:38:05.451
6 -	1:58.835 (3)	0.373	66.25	09:40:04.286
7 -	1:58.462 (1)		66.46	09:42:02.748
8 -	2:00.418	1.956	65.38	09:44:03.166
9 -	1:58.537 (2)	0.075	66.41	09:46:01.703
10 -	2:00.111	1.649	65.54	09:48:01.814
11 -	1:59.277	0.815	66.00	09:50:01.091

P20 25 Ivan LEARY (M)				
LAP	LAP TIME	DIFF	MPH	TIME OF DAY
1 -	1:56.789	8.606	67.41	09:29:41.011
2 -	1:50.086	1.903	71.51	09:31:31.097
3 -	1:50.778	2.595	71.07	09:33:21.875
4 -	1:49.013 (3)	0.830	72.22	09:35:10.888
5 -	1:50.185	2.002	71.45	09:37:01.073
6 -	1:49.506	1.323	71.89	09:38:50.579
7 -	1:49.304	1.121	72.03	09:40:39.883
8 -	1:49.312	1.129	72.02	09:42:29.195
9 -	1:48.972 (2)	0.789	72.24	09:44:18.167
10 -	1:48.183 (1)		72.77	09:46:06.350
11 -	1:50.763	2.580	71.08	09:47:57.113

P21 57 Oliver JENKINS				
LAP	LAP TIME	DIFF	MPH	TIME OF DAY

DIFF = Difference To Personal Best Lap

1 -	2:01.466	13.513	64.81	09:29:45.688
2 -	1:49.691	1.738	71.77	09:31:35.379
3 -	1:49.542	1.589	71.87	09:33:24.921
4 -	1:49.529	1.576	71.88	09:35:14.450
5 -	1:49.671	1.718	71.78	09:37:04.121
6 -	1:47.953 (1)		72.93	09:38:52.074
7 -	1:48.353 (2)	0.400	72.66	09:40:40.427
8 -	1:49.153	1.200	72.12	09:42:29.580
9 -	1:48.948 (3)	0.995	72.26	09:44:18.528
10 -	1:48.991	1.038	72.23	09:46:07.519
11 -	1:49.706	1.753	71.76	09:47:57.225

P22 74 Clive CHISNALL (M)				
LAP	LAP TIME	DIFF	MPH	TIME OF DAY
1 -	1:58.833	10.299	66.25	09:29:43.055
2 -	1:49.650	1.116	71.80	09:31:32.705
3 -	1:49.900	1.366	71.63	09:33:22.605
4 -	1:49.930	1.396	71.62	09:35:12.535
5 -	1:49.087	0.553	72.17	09:37:01.622
6 -	1:48.534 (1)		72.54	09:38:50.156
7 -	1:49.465	0.931	71.92	09:40:39.621
8 -	1:48.922	0.388	72.28	09:42:28.543
9 -	1:48.917 (3)	0.383	72.28	09:44:17.460
10 -	1:48.767 (2)	0.233	72.38	09:46:06.227
11 -	1:52.455	3.921	70.01	09:47:58.682

P23 80 Adam TYLER				
LAP	LAP TIME	DIFF	MPH	TIME OF DAY
1 -	2:08.142	16.850	61.44	09:29:52.364
2 -	1:52.657 (3)	1.365	69.88	09:31:45.021
3 -	1:51.292 (1)		70.74	09:33:36.313
4 -	1:51.918 (2)	0.626	70.34	09:35:28.231
5 -	1:52.843	1.551	69.77	09:37:21.074
6 -	1:52.750	1.458	69.82	09:39:13.824

P24 222 Adrian JOHNSON				
LAP	LAP TIME	DIFF	MPH	TIME OF DAY
1 -	2:00.284	11.501	65.45	09:29:44.506
2 -	1:49.289 (3)	0.506	72.04	09:31:33.795
3 -	1:49.115 (2)	0.332	72.15	09:33:22.910
4 -	1:48.783 (1)		72.37	09:35:11.693

P25 60 Nick LE DOYEN (M)				
LAP	LAP TIME	DIFF	MPH	TIME OF DAY
1 -	1:57.931 (1)		66.76	09:29:42.153

P26 82 Michael KNIBBS				
LAP	LAP TIME	DIFF	MPH	TIME OF DAY
1 -	1:59.578 (1)		65.84	09:29:43.800

Weather / Track : Sunny / Dry

Cadwell Park
Circuit Length = 2.1869 miles
Start: 09:27 Flag 09:49 End: 09:51

2019 BRSCC Mazda MX-5 Championship - 2B

RACE 9 - STATISTICS

Competitors Started 26
Planned Start 2019-05-12 @ 09:20:00.000
Actual Start 2019-05-12 @ 09:27:44.221
Finish Time 2019-05-12 @ 09:49:08.719
Track Length 2.1869mi.
Total Laps 272
Total Distance Covered 594.8639mi.

Session Fastest Lap History

NO	NAME	LAP TIME	TIME OF DAY	LAP	VEHICLE
33	Jason GREATREX (M)	1:53.311	09:29:37.554	1	Mazda MX-5 Mk1
33	Jason GREATREX (M)	1:47.418	09:31:24.970	2	Mazda MX-5 Mk1
61	Richard BAXTER	1:47.382	09:31:25.688	2	Mazda MX-5 Mk1
8	Lewis CANNON	1:46.481	09:31:26.267	2	Mazda MX-5 Mk1
8	Lewis CANNON	1:45.605	09:33:11.872	3	Mazda MX-5 Mk1

Session Leader History

NO	NAME	FROM LAP	LAPS LED	DISTANCE	VEHICLE
33	Jason GREATREX (M)	1	4	8.74 miles	Mazda MX-5 Mk1
8	Lewis CANNON	5	8	17.49 miles	Mazda MX-5 Mk1

Flag History

TYPE	TIME OF DAY
GREEN	09:27:44.221
FINISH	09:49:08.719

Flag Statistics

TYPE	COUNT	TOTAL LAPS	TOTAL TIME
Green	1	12	24:05.663
Red	0	0	0.000
Safety Car	0	0	0.000
FCY	0	0	0.000

Weather / Track : Sunny / Dry

These results are provisional until the conclusion of any judicial and technical matters.

Cadwell Park

Circuit Length = 2.1869 miles

Start: 09:27 Flag 09:49 End: 09:51

Clerk Of Course :		Timekeeper :
-------------------	--	--------------

2019 BRSCC Mazda MX-5 Championship - 2A
RACE 11 - GRID (20 minutes)

ROW 13	26	544 Jack MOODY	25	3 Richard WOOTTEN
ROW 12	24	31 Bryn GRIFFITHS (M)	23	6 Samuel SMITH
ROW 11	22	4 Adam BESSELL	21	30 Dave TURTON 11:27.279
ROW 10	20	11:26.882 55 Matt POLLARD	19	11:26.364 24 Oliver GRAHAM
ROW 9	18	11:25.011 91 Tom SMITH	17	11:24.369 13 Scott LEACH (M)
ROW 8	16	11:18.591 63 Oliver ALLWOOD	15	11:17.859 54 Marcus BAILEY (M)
ROW 7	14	11:17.125 29 Adam CRAIG	13	11:16.168 666 David WATERS
ROW 6	12	11:15.013 81 Sebastian FISHER	11	11:14.239 93 Jack BREWER
ROW 5	10	11:09.485 40 Ben HANCY	9	11:08.386 72 Matt LUFF
ROW 4	8	11:07.336 23 Martin TOLLEY (M)	7	11:06.532 71 Ben SHORT
ROW 3	6	11:05.366 65 William HAYDEN	5	11:04.417 41 Joe WIGGIN
ROW 2	4	11:02.796 77 Steve FODEN	3	11:02.204 5 John LANGRIDGE
ROW 1	2	11:01.416 83 Brian TROTT (M)	1	11:00.340 1 Will BLACKWELL-CHAMBERS Pole

Cadwell Park
 Circuit Length = 2.1869 miles

These results are provisional until the conclusion of any judicial and technical matters.

Clerk Of Course :	Timekeeper :
-------------------	--------------

2019 BRSCC Mazda MX-5 Championship - 2A

RACE 11 - CLASSIFICATION

POS	NO	NAME	ENTRY	LAPS	TIME	GAP	DIFF	MPH	BEST	ON
1	1	Will BLACKWELL-CHAMBERS	Mazda MX-5 Mk1	12	21:09.287			74.43	1:44.598	3
2	5	John LANGRIDGE	Mazda MX-5 Mk1	12	21:10.876	1.589	1.589	74.34	1:44.608	2
3	83	Brian TROTT (M)	Mazda MX-5 Mk1	12	21:11.418	2.131	0.542	74.30	1:44.367	8
4	77	Steve FODEN	Mazda MX-5 Mk1	12	21:14.250	4.963	2.832	74.14	1:44.690	11
5	71	Ben SHORT	Mazda MX-5 Mk1	12	21:14.501	5.214	0.251	74.12	1:44.918	8
6	41	Joe WIGGIN	Mazda MX-5 Mk1	12	21:17.114	7.827	2.613	73.97	1:45.197	5
7	63	Oliver ALLWOOD	Mazda MX-5 Mk1	12	21:18.003	8.716	0.889	73.92	1:44.729	3
8	6	Samuel SMITH	Mazda MX-5 Mk1	12	21:21.882	12.595	3.879	73.70	1:45.197	10
9	65	William HAYDEN	Mazda MX-5 Mk1	12	21:23.650	14.363	1.768	73.60	1:45.108	5
10	72*	Matt LUFF	Mazda MX-5 Mk1	12	21:26.022	16.735	2.372	73.46	1:44.933	7
11	23	Martin TOLLEY (M)	Mazda MX-5 Mk1	12	21:31.451	22.164	5.429	73.15	1:46.434	7
12	93	Jack BREWER	Mazda MX-5 Mk1	12	21:38.381	29.094	6.930	72.76	1:46.158	9
13	40	Ben HANCY	Mazda MX-5 Mk1	12	21:44.020	34.733	5.639	72.45	1:46.669	6
14	29	Adam CRAIG	Mazda MX-5 Mk1	12	21:47.073	37.786	3.053	72.28	1:47.289	9
15	91	Tom SMITH	Mazda MX-5 Mk1	12	21:47.535	38.248	0.462	72.25	1:47.313	9
16	54	Marcus BAILEY (M)	Mazda MX-5 Mk1	12	21:48.050	38.763	0.515	72.22	1:46.694	4
17	30	Dave TURTON	Mazda MX-5 Mk1	12	21:51.468	42.181	3.418	72.04	1:46.769	5
18	544	Jack MOODY	Mazda MX-5 Mk1	12	21:51.880	42.593	0.412	72.01	1:47.368	5
19	55	Matt POLLARD	Mazda MX-5 Mk1	12	21:52.271	42.984	0.391	71.99	1:46.807	4
20	13	Scott LEACH (M)	Mazda MX-5 Mk1	12	21:55.398	46.111	3.127	71.82	1:47.007	4
21	24	Oliver GRAHAM	Mazda MX-5 Mk1	12	21:57.971	48.684	2.573	71.68	1:46.770	4
22	666	David WATERS	Mazda MX-5 Mk1	12	22:03.945	54.658	5.974	71.36	1:47.275	12
23	3	Richard WOOTTEN	Mazda MX-5 Mk1	12	22:06.774	57.487	2.829	71.20	1:48.193	10

NOT CLASSIFIED

DNF	81	Sebastian FISHER	Mazda MX-5 Mk1	7	12:36.143	5 Laps	5 Laps	72.88	1:46.026	4
DNF	4	Adam BESSELL	Mazda MX-5 Mk1	3	5:42.173	9 Laps	4 Laps	69.02	1:46.980	2
DNF	31	Bryn GRIFFITHS (M)	Mazda MX-5 Mk1	1	2:03.858	11 Laps	2 Laps	63.56	2:03.858	1

FASTEST LAP

83	Brian TROTT (M)	Mazda MX-5 Mk1	8	1:44.367	75.43 mph	121.40 kph
----	------------------------	----------------	---	----------	-----------	------------

Car 31 - no timing transponder. Please fix before next race as per Motorsport UK regulations.

Car 72 - 5 second time penalty added - track limits

Cadwell Park

Circuit Length = 2.1869 miles

Start: 11:01 Flag 11:21 End: 11:23

Weather / Track : Sunny / Dry

These results are provisional until the conclusion of any judicial and technical matters.

Clerk Of Course :	Timekeeper :
-------------------	--------------

2019 BRSCC Mazda MX-5 Championship - 2A

RACE 11 - LAP CHART

LAP 1 @ 11:03:03.391			LAP 2 @ 11:04:48.226			LAP 3 @ 11:06:32.824			LAP 4 @ 11:08:17.758			LAP 5 @ 11:10:04.088		
NO	BEHIND	LAP TIME	NO	BEHIND	LAP TIME	NO	BEHIND	LAP TIME	NO	BEHIND	LAP TIME	NO	BEHIND	LAP TIME
1		1:51.821	1		1:44.835	1		1:44.598	1		1:44.934	83		1:46.197
83	0.393	1:52.214	83	0.214	1:44.656	83	0.497	1:44.881	83	0.133	1:44.570	1	0.252	1:46.582
5	1.024	1:52.845	5	0.797	1:44.608	5	1.104	1:44.905	5	0.985	1:44.815	5	0.901	1:46.246
41	1.693	1:53.514	41	3.652	1:46.794	41	4.938	1:45.884	71	6.014	1:45.690	71	4.701	1:45.017
77	1.882	1:53.703	71	4.539	1:46.597	71	5.258	1:45.317	77	6.493	1:45.762	77	5.248	1:45.085
71	2.777	1:54.598	77	4.718	1:47.671	77	5.665	1:45.545	41	6.805	1:46.801	41	5.672	1:45.197
65	3.035	1:54.856	65	5.057	1:46.857	65	6.360	1:45.901	65	7.384	1:45.958	65	6.162	1:45.108
23	3.618	1:55.439	23	5.510	1:46.727	23	7.398	1:46.486	23	8.901	1:46.437	63	8.383	1:45.637
72	4.491	1:56.312	72	5.839	1:46.183	72	7.619	1:46.378	63	9.076	1:45.783	72	8.724	1:45.668
81	5.705	1:57.526	81	7.234	1:46.364	63	8.227	1:44.729	72	9.386	1:46.701	23	9.614	1:47.043
40	5.726	1:57.547	63	8.096	1:46.151	81	9.256	1:46.620	81	10.348	1:46.026	81	10.160	1:46.142
93	6.640	1:58.461	40	9.504	1:48.613	6	11.270	1:46.237	6	11.803	1:45.467	6	10.825	1:45.352
63	6.780	1:58.601	6	9.631	1:46.617	40	12.524	1:47.618	93	15.367	1:47.411	93	16.343	1:47.306
6	7.849	1:59.670	93	10.507	1:48.702	93	12.890	1:46.981	40	15.779	1:48.189	40	16.679	1:47.230
91	7.867	1:59.688	91	10.650	1:47.618	91	13.843	1:47.791	91	16.521	1:47.612	91	18.097	1:47.906
666	8.455	2:00.276	666	10.993	1:47.373	666	14.335	1:47.940	666	17.138	1:47.737	666	18.371	1:47.563
29	8.679	2:00.500	29	11.446	1:47.602	29	14.658	1:47.810	29	17.387	1:47.663	29	18.794	1:47.737
24	8.901	2:00.722	55	12.331	1:48.165	55	15.915	1:48.182	55	17.788	1:46.807	55	19.181	1:47.723
55	9.001	2:00.822	24	12.456	1:48.390	54	16.802	1:48.179	54	18.562	1:46.694	54	19.508	1:47.276
13	9.634	2:01.455	4	12.610	1:46.980	24	17.382	1:49.524	24	19.218	1:46.770	24	20.238	1:47.350
54	10.045	2:01.866	54	13.221	1:48.011	13	17.798	1:48.279	13	19.871	1:47.007	13	20.776	1:47.235
4	10.465	2:02.286	13	14.117	1:49.318	544	18.608	1:47.956	544	21.047	1:47.373	544	22.085	1:47.368
30	10.945	2:02.766	30	14.468	1:48.358	30	20.185	1:50.315	30	22.074	1:46.823	30	22.513	1:46.769
544	11.721	2:03.542	544	15.250	1:48.364	3	20.719	1:49.619	3	29.550	1:53.765	3	31.890	1:48.670
3	11.889	2:03.710	3	15.698	1:48.644	4	20.919	1:52.907						
31	12.037	2:03.858												

Weather / Track : Sunny / Dry

Cadwell Park

Circuit Length = 2.1869 miles

Start: 11:01 Flag 11:21 End: 11:23

2019 BRSCC Mazda MX-5 Championship - 2A

RACE 11 - LAP CHART

LAP 6 @ 11:11:49.698			LAP 7 @ 11:13:35.853			LAP 8 @ 11:15:20.847			LAP 9 @ 11:17:05.923			LAP 10 @ 11:18:50.731		
NO	BEHIND	LAP TIME	NO	BEHIND	LAP TIME	NO	BEHIND	LAP TIME	NO	BEHIND	LAP TIME	NO	BEHIND	LAP TIME
83		1:45.610	1		1:45.883	1		1:44.994	1		1:45.076	1		1:44.808
1	0.272	1:45.630	5	0.413	1:45.872	5	0.476	1:45.057	5	0.409	1:45.009	5	0.460	1:44.859
5	0.696	1:45.405	83	1.418	1:47.573	83	0.791	1:44.367	83	0.971	1:45.256	83	1.139	1:44.976
71	4.283	1:45.192	71	3.118	1:44.990	71	3.042	1:44.918	71	3.285	1:45.319	77	4.565	1:45.831
77	4.728	1:45.090	77	3.491	1:44.918	77	3.481	1:44.984	77	3.542	1:45.137	71	5.093	1:46.616
41	5.435	1:45.373	41	4.634	1:45.354	41	4.888	1:45.248	41	5.551	1:45.739	41	6.309	1:45.566
65	5.991	1:45.439	65	6.369	1:46.533	63	7.063	1:45.331	63	8.159	1:46.172	63	8.683	1:45.332
63	7.819	1:45.046	63	6.726	1:45.062	72	8.518	1:46.224	65	9.979	1:46.339	72	10.538	1:45.194
72	8.510	1:45.396	72	7.288	1:44.933	65	8.716	1:47.341	72	10.152	1:46.710	65	11.386	1:46.215
81	11.208	1:46.658	6	11.054	1:45.861	6	11.518	1:45.458	6	11.842	1:45.400	6	12.231	1:45.197
6	11.348	1:46.133	81	11.860	1:46.807	23	13.964	1:46.692	23	15.908	1:47.020	23	17.649	1:46.549
23	11.987	1:47.983	23	12.266	1:46.434	93	20.015	1:46.353	93	21.097	1:46.158	93	23.750	1:47.461
93	17.541	1:46.808	93	18.656	1:47.270	40	22.409	1:46.800	40	24.867	1:47.534	40	27.701	1:47.642
40	17.738	1:46.669	40	20.603	1:49.020	91	25.945	1:47.817	91	28.182	1:47.313	91	31.966	1:48.592
91	20.168	1:47.681	91	23.122	1:49.109	55	26.189	1:47.811	55	28.344	1:47.231	55	32.342	1:48.806
666	20.569	1:47.808	55	23.372	1:48.485	29	26.700	1:47.895	29	28.913	1:47.289	29	32.612	1:48.507
55	21.042	1:47.471	29	23.799	1:48.517	54	27.425	1:48.215	54	29.420	1:47.071	54	33.316	1:48.704
29	21.437	1:48.253	54	24.204	1:48.272	13	27.920	1:47.660	13	30.280	1:47.436	13	33.706	1:48.234
54	22.087	1:48.189	24	24.934	1:48.491	24	28.215	1:48.275	24	30.439	1:47.300	30	34.045	1:47.975
24	22.598	1:47.970	13	25.254	1:48.174	30	28.570	1:47.471	30	30.878	1:47.384	544	35.696	1:48.113
13	23.235	1:48.069	30	26.093	1:47.368	544	29.774	1:47.726	544	32.391	1:47.693	24	37.970	1:52.339
30	24.880	1:47.977	544	27.042	1:47.661	666	42.768	1:49.782	666	46.225	1:48.533	666	49.617	1:48.200
544	25.536	1:49.061	666	37.980	2:03.566	3	43.172	1:50.054	3	47.155	1:49.059	3	50.540	1:48.193
3	35.179	1:48.899	3	38.112	1:49.088									

Weather / Track : Sunny / Dry

Cadwell Park

Circuit Length = 2.1869 miles

Start: 11:01 Flag 11:21 End: 11:23

2019 BRSCC Mazda MX-5 Championship - 2A

RACE 11 - LAP CHART

LAP 11 @ 11:20:35.652			LAP 12 @ 11:22:20.857		
NO	BEHIND	LAP TIME	NO	BEHIND	LAP TIME
1		1:44.921	1		1:45.205
5	0.453	1:44.914	5	1.589	1:46.341
83	0.721	1:44.503	83	2.131	1:46.615
77	4.334	1:44.690	77	4.963	1:45.834
71	5.278	1:45.106	71	5.214	1:45.141
41	7.009	1:45.621	41	7.827	1:46.023
63	9.106	1:45.344	63	8.716	1:44.815
72	11.374	1:45.757	72	11.735	1:45.566
6	12.601	1:45.291	6	12.595	1:45.199
65	13.388	1:46.923	65	14.363	1:46.180
23	19.719	1:46.991	23	22.164	1:47.650
93	25.866	1:47.037	93	29.094	1:48.433
40	30.702	1:47.922	40	34.733	1:49.236
91	35.007	1:47.962	29	37.786	1:47.817
29	35.174	1:47.483	91	38.248	1:48.446
54	35.730	1:47.335	54	38.763	1:48.238
13	36.371	1:47.586	30	42.181	1:50.676
30	36.710	1:47.586	544	42.593	1:49.105
544	38.693	1:47.918	55	42.984	1:47.646
55	40.543	1:53.122	13	46.111	1:54.945
24	40.885	1:47.836	24	48.684	1:53.004
666	52.588	1:47.892	666	54.658	1:47.275
3	54.333	1:48.714	3	57.487	1:48.359

Weather / Track : Sunny / Dry

Results can be found at www.tsl-timing.com

Page 3 of 3

Cadwell Park
Circuit Length = 2.1869 miles
Start: 11:01 Flag 11:21 End: 11:23

Printed - 11:24 Sunday, 12 May 2019

2019 BRSCC Mazda MX-5 Championship - 2A

RACE 11 - LAP ANALYSIS

DIFF = Difference To Personal Best Lap

P1 1 Will BLACKWELL-CHAMBERS				
LAP	LAP TIME	DIFF	MPH	TIME OF DAY
1 -	1:51.821	7.223	70.40	11:03:03.391
2 -	1:44.835 (3)	0.237	75.10	11:04:48.226
3 -	1:44.598 (1)		75.27	11:06:32.824
4 -	1:44.934	0.336	75.03	11:08:17.758
5 -	1:46.582	1.984	73.86	11:10:04.340
6 -	1:45.630	1.032	74.53	11:11:49.970
7 -	1:45.883	1.285	74.35	11:13:35.853
8 -	1:44.994	0.396	74.98	11:15:20.847
9 -	1:45.076	0.478	74.92	11:17:05.923
10 -	1:44.808 (2)	0.210	75.12	11:18:50.731
11 -	1:44.921	0.323	75.03	11:20:35.652
12 -	1:45.205	0.607	74.83	11:22:20.857

P2 5 John LANGRIDGE				
LAP	LAP TIME	DIFF	MPH	TIME OF DAY
1 -	1:52.845	8.237	69.76	11:03:04.415
2 -	1:44.608 (1)		75.26	11:04:49.023
3 -	1:44.905	0.297	75.05	11:06:33.928
4 -	1:44.815 (2)	0.207	75.11	11:08:18.743
5 -	1:46.246	1.638	74.10	11:10:04.989
6 -	1:45.405	0.797	74.69	11:11:50.394
7 -	1:45.872	1.264	74.36	11:13:36.266
8 -	1:45.057	0.449	74.94	11:15:21.323
9 -	1:45.009	0.401	74.97	11:17:06.332
10 -	1:44.859 (3)	0.251	75.08	11:18:51.191
11 -	1:44.914	0.306	75.04	11:20:36.105
12 -	1:46.341	1.733	74.03	11:22:22.446

P3 83 Brian TROTT (M)				
LAP	LAP TIME	DIFF	MPH	TIME OF DAY
1 -	1:52.214	7.847	70.16	11:03:03.784
2 -	1:44.656	0.289	75.22	11:04:48.440
3 -	1:44.881	0.514	75.06	11:06:33.321
4 -	1:44.570 (3)	0.203	75.29	11:08:17.891
5 -	1:46.197	1.830	74.13	11:10:04.088
6 -	1:45.610	1.243	74.54	11:11:49.698
7 -	1:47.573	3.206	73.18	11:13:37.271
8 -	1:44.367 (1)		75.43	11:15:21.638
9 -	1:45.256	0.889	74.80	11:17:06.894
10 -	1:44.976	0.609	74.99	11:18:51.870
11 -	1:44.503 (2)	0.136	75.33	11:20:36.373
12 -	1:46.615	2.248	73.84	11:22:22.988

P4 77 Steve FODEN				
LAP	LAP TIME	DIFF	MPH	TIME OF DAY
1 -	1:53.703	9.013	69.24	11:03:05.273
2 -	1:47.671	2.981	73.12	11:04:52.944
3 -	1:45.545	0.855	74.59	11:06:38.489
4 -	1:45.762	1.072	74.44	11:08:24.251
5 -	1:45.085	0.395	74.92	11:10:09.336
6 -	1:45.090	0.400	74.91	11:11:54.426
7 -	1:44.918 (2)	0.228	75.04	11:13:39.344
8 -	1:44.984 (3)	0.294	74.99	11:15:24.328
9 -	1:45.137	0.447	74.88	11:17:09.465
10 -	1:45.831	1.141	74.39	11:18:55.296
11 -	1:44.690 (1)		75.20	11:20:39.986
12 -	1:45.834	1.144	74.39	11:22:25.820

DIFF = Difference To Personal Best Lap

P5 71 Ben SHORT				
LAP	LAP TIME	DIFF	MPH	TIME OF DAY
1 -	1:54.598	9.680	68.70	11:03:06.168
2 -	1:46.597	1.679	73.85	11:04:52.765
3 -	1:45.317	0.399	74.75	11:06:38.082
4 -	1:45.690	0.772	74.49	11:08:23.772
5 -	1:45.017 (3)	0.099	74.97	11:10:08.789
6 -	1:45.192	0.274	74.84	11:11:53.981
7 -	1:44.990 (2)	0.072	74.98	11:13:38.971
8 -	1:44.918 (1)		75.04	11:15:23.889
9 -	1:45.319	0.401	74.75	11:17:09.208
10 -	1:46.616	1.698	73.84	11:18:55.824
11 -	1:45.106	0.188	74.90	11:20:40.930
12 -	1:45.141	0.223	74.88	11:22:26.071

P6 41 Joe WIGGIN				
LAP	LAP TIME	DIFF	MPH	TIME OF DAY
1 -	1:53.514	8.317	69.35	11:03:05.084
2 -	1:46.794	1.597	73.72	11:04:51.878
3 -	1:45.884	0.687	74.35	11:06:37.762
4 -	1:46.801	1.604	73.71	11:08:24.563
5 -	1:45.197 (1)		74.84	11:10:09.760
6 -	1:45.373	0.176	74.71	11:11:55.133
7 -	1:45.354 (3)	0.157	74.73	11:13:40.487
8 -	1:45.248 (2)	0.051	74.80	11:15:25.735
9 -	1:45.739	0.542	74.45	11:17:11.474
10 -	1:45.566	0.369	74.58	11:18:57.040
11 -	1:45.621	0.424	74.54	11:20:42.661
12 -	1:46.023	0.826	74.25	11:22:28.684

P7 63 Oliver ALLWOOD				
LAP	LAP TIME	DIFF	MPH	TIME OF DAY
1 -	1:58.601	13.872	66.38	11:03:10.171
2 -	1:46.151	1.422	74.16	11:04:56.322
3 -	1:44.729 (1)		75.17	11:06:41.051
4 -	1:45.783	1.054	74.42	11:08:26.834
5 -	1:45.637	0.908	74.53	11:10:12.471
6 -	1:45.046 (3)	0.317	74.95	11:11:57.517
7 -	1:45.062	0.333	74.93	11:13:42.579
8 -	1:45.331	0.602	74.74	11:15:27.910
9 -	1:46.172	1.443	74.15	11:17:14.082
10 -	1:45.332	0.603	74.74	11:18:59.414
11 -	1:45.344	0.615	74.73	11:20:44.758
12 -	1:44.815 (2)	0.086	75.11	11:22:29.573

P8 72 Matt LUFF				
LAP	LAP TIME	DIFF	MPH	TIME OF DAY
1 -	1:56.312	11.379	67.68	11:03:07.882
2 -	1:46.183	1.250	74.14	11:04:54.065
3 -	1:46.378	1.445	74.01	11:06:40.443
4 -	1:46.701	1.768	73.78	11:08:27.144
5 -	1:45.668	0.735	74.50	11:10:12.812
6 -	1:45.396 (3)	0.463	74.70	11:11:58.208
7 -	1:44.933 (1)		75.03	11:13:43.141
8 -	1:46.224	1.291	74.11	11:15:29.365
9 -	1:46.710	1.777	73.78	11:17:16.075
10 -	1:45.194 (2)	0.261	74.84	11:19:01.269
11 -	1:45.757	0.824	74.44	11:20:47.026
12 -	1:45.566	0.633	74.58	11:22:32.592

Weather / Track : Sunny / Dry

Cadwell Park
Circuit Length = 2.1869 miles
Start: 11:01 Flag 11:21 End: 11:23

2019 BRSCC Mazda MX-5 Championship - 2A

RACE 11 - LAP ANALYSIS

DIFF = Difference To Personal Best Lap

P9 6 Samuel SMITH				
LAP	LAP TIME	DIFF	MPH	TIME OF DAY
1 -	1:59.670	14.473	65.79	11:03:11.240
2 -	1:46.617	1.420	73.84	11:04:57.857
3 -	1:46.237	1.040	74.10	11:06:44.094
4 -	1:45.467	0.270	74.65	11:08:29.561
5 -	1:45.352	0.155	74.73	11:10:14.913
6 -	1:46.133	0.936	74.18	11:12:01.046
7 -	1:45.861	0.664	74.37	11:13:46.907
8 -	1:45.458	0.261	74.65	11:15:32.365
9 -	1:45.400	0.203	74.69	11:17:17.765
10 -	1:45.197 (1)		74.84	11:19:02.962
11 -	1:45.291 (3)	0.094	74.77	11:20:48.253
12 -	1:45.199 (2)	0.002	74.84	11:22:33.452

P10 65 William HAYDEN				
LAP	LAP TIME	DIFF	MPH	TIME OF DAY
1 -	1:54.856	9.748	68.54	11:03:06.426
2 -	1:46.857	1.749	73.67	11:04:53.283
3 -	1:45.901 (3)	0.793	74.34	11:06:39.184
4 -	1:45.958	0.850	74.30	11:08:25.142
5 -	1:45.108 (1)		74.90	11:10:10.250
6 -	1:45.439 (2)	0.331	74.67	11:11:55.689
7 -	1:46.533	1.425	73.90	11:13:42.222
8 -	1:47.341	2.233	73.34	11:15:29.563
9 -	1:46.339	1.231	74.03	11:17:15.902
10 -	1:46.215	1.107	74.12	11:19:02.117
11 -	1:46.923	1.815	73.63	11:20:49.040
12 -	1:46.180	1.072	74.14	11:22:35.220

P11 23 Martin TOLLEY (M)				
LAP	LAP TIME	DIFF	MPH	TIME OF DAY
1 -	1:55.439	9.005	68.20	11:03:07.009
2 -	1:46.727	0.293	73.76	11:04:53.736
3 -	1:46.486 (3)	0.052	73.93	11:06:40.222
4 -	1:46.437 (2)	0.003	73.97	11:08:26.659
5 -	1:47.043	0.609	73.55	11:10:13.702
6 -	1:47.983	1.549	72.91	11:12:01.685
7 -	1:46.434 (1)		73.97	11:13:48.119
8 -	1:46.692	0.258	73.79	11:15:34.811
9 -	1:47.020	0.586	73.56	11:17:21.831
10 -	1:46.549	0.115	73.89	11:19:08.380
11 -	1:46.991	0.557	73.58	11:20:55.371
12 -	1:47.650	1.216	73.13	11:22:43.021

P12 93 Jack BREWER				
LAP	LAP TIME	DIFF	MPH	TIME OF DAY
1 -	1:58.461	12.303	66.46	11:03:10.031
2 -	1:48.702	2.544	72.42	11:04:58.733
3 -	1:46.981	0.823	73.59	11:06:45.714
4 -	1:47.411	1.253	73.29	11:08:33.125
5 -	1:47.306	1.148	73.37	11:10:20.431
6 -	1:46.808 (3)	0.650	73.71	11:12:07.239
7 -	1:47.270	1.112	73.39	11:13:54.509
8 -	1:46.353 (2)	0.195	74.02	11:15:40.862
9 -	1:46.158 (1)		74.16	11:17:27.020
10 -	1:47.461	1.303	73.26	11:19:14.481
11 -	1:47.037	0.879	73.55	11:21:01.518
12 -	1:48.433	2.275	72.60	11:22:49.951

DIFF = Difference To Personal Best Lap

P13 40 Ben HANCY				
LAP	LAP TIME	DIFF	MPH	TIME OF DAY
1 -	1:57.547	10.878	66.97	11:03:09.117
2 -	1:48.613	1.944	72.48	11:04:57.730
3 -	1:47.618	0.949	73.15	11:06:45.348
4 -	1:48.189	1.520	72.77	11:08:33.537
5 -	1:47.230 (3)	0.561	73.42	11:10:20.767
6 -	1:46.669 (1)		73.80	11:12:07.436
7 -	1:49.020	2.351	72.21	11:13:56.456
8 -	1:46.800 (2)	0.131	73.71	11:15:43.256
9 -	1:47.534	0.865	73.21	11:17:30.790
10 -	1:47.642	0.973	73.14	11:19:18.432
11 -	1:47.922	1.253	72.95	11:21:06.354
12 -	1:49.236	2.567	72.07	11:22:55.590

P14 29 Adam CRAIG				
LAP	LAP TIME	DIFF	MPH	TIME OF DAY
1 -	2:00.500	13.211	65.33	11:03:12.070
2 -	1:47.602 (3)	0.313	73.16	11:04:59.672
3 -	1:47.810	0.521	73.02	11:06:47.482
4 -	1:47.663	0.374	73.12	11:08:35.145
5 -	1:47.737	0.448	73.07	11:10:22.882
6 -	1:48.253	0.964	72.72	11:12:11.135
7 -	1:48.517	1.228	72.55	11:13:59.652
8 -	1:47.895	0.606	72.97	11:15:47.547
9 -	1:47.289 (1)		73.38	11:17:34.836
10 -	1:48.507	1.218	72.55	11:19:23.343
11 -	1:47.483 (2)	0.194	73.25	11:21:10.826
12 -	1:47.817	0.528	73.02	11:22:58.643

P15 91 Tom SMITH				
LAP	LAP TIME	DIFF	MPH	TIME OF DAY
1 -	1:59.688	12.375	65.78	11:03:11.258
2 -	1:47.618 (3)	0.305	73.15	11:04:58.876
3 -	1:47.791	0.478	73.04	11:06:46.667
4 -	1:47.612 (2)	0.299	73.16	11:08:34.279
5 -	1:47.906	0.593	72.96	11:10:22.185
6 -	1:47.681	0.368	73.11	11:12:09.866
7 -	1:49.109	1.796	72.15	11:13:58.975
8 -	1:47.817	0.504	73.02	11:15:46.792
9 -	1:47.313 (1)		73.36	11:17:34.105
10 -	1:48.592	1.279	72.50	11:19:22.697
11 -	1:47.962	0.649	72.92	11:21:10.659
12 -	1:48.446	1.133	72.60	11:22:59.105

P16 54 Marcus BAILEY (M)				
LAP	LAP TIME	DIFF	MPH	TIME OF DAY
1 -	2:01.866	15.172	64.60	11:03:13.436
2 -	1:48.011	1.317	72.89	11:05:01.447
3 -	1:48.179	1.485	72.77	11:06:49.626
4 -	1:46.694 (1)		73.79	11:08:36.320
5 -	1:47.276 (3)	0.582	73.39	11:10:23.596
6 -	1:48.189	1.495	72.77	11:12:11.785
7 -	1:48.272	1.578	72.71	11:14:00.057
8 -	1:48.215	1.521	72.75	11:15:48.272
9 -	1:47.071 (2)	0.377	73.53	11:17:35.343
10 -	1:48.704	2.010	72.42	11:19:24.047
11 -	1:47.335	0.641	73.35	11:21:11.382
12 -	1:48.238	1.544	72.73	11:22:59.620

Weather / Track : Sunny / Dry

Cadwell Park
Circuit Length = 2.1869 miles
Start: 11:01 Flag 11:21 End: 11:23

2019 BRSCC Mazda MX-5 Championship - 2A

RACE 11 - LAP ANALYSIS

DIFF = Difference To Personal Best Lap

P17 30 Dave TURTON				
LAP	LAP TIME	DIFF	MPH	TIME OF DAY
1 -	2:02.766	15.997	64.13	11:03:14.336
2 -	1:48.358	1.589	72.65	11:05:02.694
3 -	1:50.315	3.546	71.37	11:06:53.009
4 -	1:46.823 (2)	0.054	73.70	11:08:39.832
5 -	1:46.769 (1)		73.74	11:10:26.601
6 -	1:47.977	1.208	72.91	11:12:14.578
7 -	1:47.368 (3)	0.599	73.32	11:14:01.946
8 -	1:47.471	0.702	73.25	11:15:49.417
9 -	1:47.384	0.615	73.31	11:17:36.801
10 -	1:47.975	1.206	72.91	11:19:24.776
11 -	1:47.586	0.817	73.18	11:21:12.362
12 -	1:50.676	3.907	71.13	11:23:03.038

P18 544 Jack MOODY				
LAP	LAP TIME	DIFF	MPH	TIME OF DAY
1 -	2:03.542	16.174	63.72	11:03:15.112
2 -	1:48.364	0.996	72.65	11:05:03.476
3 -	1:47.956	0.588	72.92	11:06:51.432
4 -	1:47.373 (2)	0.005	73.32	11:08:38.805
5 -	1:47.368 (1)		73.32	11:10:26.173
6 -	1:49.061	1.693	72.19	11:12:15.234
7 -	1:47.661 (3)	0.293	73.12	11:14:02.895
8 -	1:47.726	0.358	73.08	11:15:50.621
9 -	1:47.693	0.325	73.10	11:17:38.314
10 -	1:48.113	0.745	72.82	11:19:26.427
11 -	1:47.918	0.550	72.95	11:21:14.345
12 -	1:49.105	1.737	72.16	11:23:03.450

P19 55 Matt POLLARD				
LAP	LAP TIME	DIFF	MPH	TIME OF DAY
1 -	2:00.822	14.015	65.16	11:03:12.392
2 -	1:48.165	1.358	72.78	11:05:00.557
3 -	1:48.182	1.375	72.77	11:06:48.739
4 -	1:46.807 (1)		73.71	11:08:35.546
5 -	1:47.723	0.916	73.08	11:10:23.269
6 -	1:47.471 (3)	0.664	73.25	11:12:10.740
7 -	1:48.485	1.678	72.57	11:13:59.225
8 -	1:47.811	1.004	73.02	11:15:47.036
9 -	1:47.231 (2)	0.424	73.42	11:17:34.267
10 -	1:48.806	1.999	72.35	11:19:23.073
11 -	1:53.122	6.315	69.59	11:21:16.195
12 -	1:47.646	0.839	73.13	11:23:03.841

P20 13 Scott LEACH (M)				
LAP	LAP TIME	DIFF	MPH	TIME OF DAY
1 -	2:01.455	14.448	64.82	11:03:13.025
2 -	1:49.318	2.311	72.02	11:05:02.343
3 -	1:48.279	1.272	72.71	11:06:50.622
4 -	1:47.007 (1)		73.57	11:08:37.629
5 -	1:47.235 (2)	0.228	73.42	11:10:24.864
6 -	1:48.069	1.062	72.85	11:12:12.933
7 -	1:48.174	1.167	72.78	11:14:01.107
8 -	1:47.660	0.653	73.13	11:15:48.767
9 -	1:47.436 (3)	0.429	73.28	11:17:36.203
10 -	1:48.234	1.227	72.74	11:19:24.437
11 -	1:47.586	0.579	73.18	11:21:12.023
12 -	1:54.945	7.938	68.49	11:23:06.968

DIFF = Difference To Personal Best Lap

P21 24 Oliver GRAHAM				
LAP	LAP TIME	DIFF	MPH	TIME OF DAY
1 -	2:00.722	13.952	65.21	11:03:12.292
2 -	1:48.390	1.620	72.63	11:05:00.682
3 -	1:49.524	2.754	71.88	11:06:50.206
4 -	1:46.770 (1)		73.73	11:08:36.976
5 -	1:47.350 (3)	0.580	73.34	11:10:24.326
6 -	1:47.970	1.200	72.92	11:12:12.296
7 -	1:48.491	1.721	72.57	11:14:00.787
8 -	1:48.275	1.505	72.71	11:15:49.062
9 -	1:47.300 (2)	0.530	73.37	11:17:36.362
10 -	1:52.339	5.569	70.08	11:19:28.701
11 -	1:47.836	1.066	73.01	11:21:16.537
12 -	1:53.004	6.234	69.67	11:23:09.541

P22 666 David WATERS				
LAP	LAP TIME	DIFF	MPH	TIME OF DAY
1 -	2:00.276	13.001	65.45	11:03:11.846
2 -	1:47.373 (2)	0.098	73.32	11:04:59.219
3 -	1:47.940	0.665	72.94	11:06:47.159
4 -	1:47.737	0.462	73.07	11:08:34.896
5 -	1:47.563 (3)	0.288	73.19	11:10:22.459
6 -	1:47.808	0.533	73.02	11:12:10.267
7 -	2:03.566	16.291	63.71	11:14:13.833
8 -	1:49.782	2.507	71.71	11:16:03.615
9 -	1:48.533	1.258	72.54	11:17:52.148
10 -	1:48.200	0.925	72.76	11:19:40.348
11 -	1:47.892	0.617	72.97	11:21:28.240
12 -	1:47.275 (1)		73.39	11:23:15.515

P23 3 Richard WOOTTEN				
LAP	LAP TIME	DIFF	MPH	TIME OF DAY
1 -	2:03.710	15.517	63.64	11:03:15.280
2 -	1:48.644 (3)	0.451	72.46	11:05:03.924
3 -	1:49.619	1.426	71.82	11:06:53.543
4 -	1:53.765	5.572	69.20	11:08:47.308
5 -	1:48.670	0.477	72.45	11:10:35.978
6 -	1:48.899	0.706	72.29	11:12:24.877
7 -	1:49.088	0.895	72.17	11:14:13.965
8 -	1:50.054	1.861	71.53	11:16:04.019
9 -	1:49.059	0.866	72.19	11:17:53.078
10 -	1:48.193 (1)		72.76	11:19:41.271
11 -	1:48.714	0.521	72.42	11:21:29.985
12 -	1:48.359 (2)	0.166	72.65	11:23:18.344

P24 81 Sebastian FISHER				
LAP	LAP TIME	DIFF	MPH	TIME OF DAY
1 -	1:57.526	11.500	66.99	11:03:09.096
2 -	1:46.364 (3)	0.338	74.02	11:04:55.460
3 -	1:46.620	0.594	73.84	11:06:42.080
4 -	1:46.026 (1)		74.25	11:08:28.106
5 -	1:46.142 (2)	0.116	74.17	11:10:14.248
6 -	1:46.658	0.632	73.81	11:12:00.906
7 -	1:46.807	0.781	73.71	11:13:47.713

P25 4 Adam BESSELL				
LAP	LAP TIME	DIFF	MPH	TIME OF DAY
1 -	2:02.286 (3)	15.306	64.38	11:03:13.856
2 -	1:46.980 (1)		73.59	11:05:00.836
3 -	1:52.907 (2)	5.927	69.73	11:06:53.743

Cadwell Park
 Circuit Length = 2.1869 miles
 Start: 11:01 Flag 11:21 End: 11:23

Weather / Track : Sunny / Dry

2019 BRSCC Mazda MX-5 Championship - 2A

RACE 11 - LAP ANALYSIS

DIFF = Difference To Personal Best Lap

P26 31 Bryn GRIFFITHS (M)				
LAP	LAP TIME	DIFF	MPH	TIME OF DAY
1 -	2:03.858 (1)		63.56	11:03:15.428

2019 BRSCC Mazda MX-5 Championship - 2A

RACE 11 - STATISTICS

Competitors Started 26
Planned Start 2019-05-12 @ 10:20:00.000
Actual Start 2019-05-12 @ 11:01:11.569
Finish Time 2019-05-12 @ 11:21:29.986
Track Length 2.1869mi.
Total Laps 287
Total Distance Covered 627.6689mi.

Session Fastest Lap History

NO	NAME	LAP TIME	TIME OF DAY	LAP	VEHICLE
1	Will BLACKWELL-CHAMBERS	1:51.821	11:03:03.407	1	Mazda MX-5 Mk1
1	Will BLACKWELL-CHAMBERS	1:44.835	11:04:48.239	2	Mazda MX-5 Mk1
83	Brian TROTT (M)	1:44.656	11:04:48.454	2	Mazda MX-5 Mk1
5	John LANGRIDGE	1:44.608	11:04:49.038	2	Mazda MX-5 Mk1
1	Will BLACKWELL-CHAMBERS	1:44.598	11:06:32.839	3	Mazda MX-5 Mk1
83	Brian TROTT (M)	1:44.570	11:08:17.891	4	Mazda MX-5 Mk1
83	Brian TROTT (M)	1:44.367	11:15:21.653	8	Mazda MX-5 Mk1

Session Leader History

NO	NAME	FROM LAP	LAPS LED	DISTANCE	VEHICLE
1	Will BLACKWELL-CHAMBERS	1	4	8.74 miles	Mazda MX-5 Mk1
83	Brian TROTT (M)	5	2	4.37 miles	Mazda MX-5 Mk1
1	Will BLACKWELL-CHAMBERS	7	6	13.12 miles	Mazda MX-5 Mk1

Flag History

TYPE	TIME OF DAY
GREEN	11:01:11.569
FINISH	11:21:29.986

Flag Statistics

TYPE	COUNT	TOTAL LAPS	TOTAL TIME
Green	1	12	22:25.731
Red	0	0	0.000
Safety Car	0	0	0.000
FCY	0	0	0.000

Weather / Track : Sunny / Dry

These results are provisional until the conclusion of any judicial and technical matters.


Cadwell Park
Circuit Length = 2.1869 miles
Start: 11:01 Flag 11:21 End: 11:23

Clerk Of Course :		Timekeeper :
-------------------	--	--------------

2019 BRSCC Mazda MX-5 Championship - 3B

RACE 17 - GRID (20 minutes)

ROW 13	26	1:59.578 82 Michael KNIBBS	25	1:57.931 60 Nick LE DOYEN (M)
ROW 12	24	7:27.471 222 Adrian JOHNSON	23	11:29.602 80 Adam TYLER
ROW 11	22	20:14.460 74 Clive CHISNALL (M)	21	20:13.003 57 Oliver JENKINS
ROW 10	20	20:12.891 25 Ivan LEARY (M)	19	22:16.869 34 Adam TYRRELL (M)
ROW 9	18	23:03.935 53 Jonathan FIELDSEND (M)	17	22:52.120 68 Ashley HEATH (M)
ROW 8	16	22:44.712 78 Richard BARTLETT (M)	15	22:43.894 20 Christopher GINN (M)
ROW 7	14	22:39.033 42 Toby OWEN	13	22:33.188 90 Bruce ROBINSON (M)
ROW 6	12	22:33.001 10 Thomas MALLET	11	22:31.982 43 Arun DHANAPALA
ROW 5	10	22:29.602 45 Graham RUMSEY (M)	9	22:24.762 2 Jake STYLES
ROW 4	8	22:16.620 173 Stuart Ross FRENCH	7	22:15.822 27 Christian DANN
ROW 3	6	22:15.506 66 Christina HOLLEY	5	31 Bryn GRIFFITHS (M)
ROW 2	4	4 Adam BESSELL	3	81 Sebastian FISHER
ROW 1	2	3 Richard WOOTTEN	1	666 David WATERS
Pole				



Cadwell Park
Circuit Length = 2.1869 miles

These results are provisional until the conclusion of any judicial and technical matters.

Clerk Of Course :		Timekeeper :	
-------------------	--	--------------	--

2019 BRSCC Mazda MX-5 Championship - 3B
RACE 17 - CLASSIFICATION

POS	NO	NAME	ENTRY	LAPS	TIME	GAP	DIFF	MPH	BEST	ON
1	4*	Adam BESSELL	Mazda MX-5 Mk1	9	16:12.202			72.88	1:46.062	3
2	81	Sebastian FISHER	Mazda MX-5 Mk1	9	16:14.592	2.390	2.390	72.70	1:46.627	3
3	666	David WATERS	Mazda MX-5 Mk1	9	16:20.300	8.098	5.708	72.28	1:47.296	8
4	31	Bryn GRIFFITHS (M)	Mazda MX-5 Mk1	9	16:31.932	19.730	11.632	71.43	1:47.859	5
5	66	Christina HOLLEY	Mazda MX-5 Mk1	9	16:38.626	26.424	6.694	70.95	1:49.117	7
6	45	Graham RUMSEY (M)	Mazda MX-5 Mk1	9	16:40.283	28.081	1.657	70.83	1:49.343	9
7	27	Christian DANN	Mazda MX-5 Mk1	9	16:41.040	28.838	0.757	70.78	1:49.158	9
8	173	Stuart Ross FRENCH	Mazda MX- 5 Mk1	9	16:42.588	30.386	1.548	70.67	1:49.672	9
9	90	Bruce ROBINSON (M)	Mazda MX-5 Mk1	9	16:46.407	34.205	3.819	70.40	1:50.053	8
10	74	Clive CHISNALL (M)	Mazda MX-5 Mk1	9	16:46.878	34.676	0.471	70.37	1:48.934	5
11	10	Thomas MALLETT	Mazda MX-5 Mk1	9	16:47.991	35.789	1.113	70.29	1:49.871	8
12	25	Ivan LEARY (M)	Mazda MX-5 Mk1	9	16:48.715	36.513	0.724	70.24	1:49.120	5
13	222	Adrian JOHNSON	Mazda MX-5 Mk1	9	16:49.098	36.896	0.383	70.21	1:49.029	8
14	82	Michael KNIBBS	Mazda MX-5 Mk1	9	16:51.274	39.072	2.176	70.06	1:49.608	8
15	57	Oliver JENKINS	Mazda MX-5 Mk1	9	16:51.520	39.318	0.246	70.05	1:49.242	5
16	3	Richard WOOTTEN	Mazda MX-5 Mk1	9	16:52.117	39.915	0.597	70.01	1:47.985	6
17	2	Jake STYLES	Mazda MX-5 Mk1	9	16:57.337	45.135	5.220	69.65	1:50.197	6
18	43	Arun DHANAPALA	Mazda MX-5 Mk1	9	17:01.554	49.352	4.217	69.36	1:50.518	5
19	20	Christopher GINN (M)	Mazda MX-5 Mk1	9	17:01.892	49.690	0.338	69.34	1:50.075	4
20	42	Toby OWEN	Mazda MX-5 Mk1	9	17:05.802	53.600	3.910	69.07	1:50.962	3
21	53	Jonathan FIELDSEND (M)	Mazda MX-5 Mk1	9	17:15.745	1:03.543	9.943	68.41	1:51.502	8
22	78	Richard BARTLETT (M)	Mazda MX-5 Mk1	9	17:18.765	1:06.563	3.020	68.21	1:52.617	8
23	68	Ashley HEATH (M)	Mazda MX-5 Mk1	9	17:26.874	1:14.672	8.109	67.68	1:50.978	3
24	80	Adam TYLER	Mazda MX-5 Mk1	9	17:29.817	1:17.615	2.943	67.49	1:53.257	8
25	34	Adam TYRRELL (M)	Mazda MX-5 Mk1	8	16:29.337	1 Lap	1 Lap	63.66	1:56.228	6

NOT CLASSIFIED

DNF	60	Nick LE DOYEN (M)	Mazda MX-5 Mk1	0						
-----	----	-------------------	----------------	---	--	--	--	--	--	--

FASTEST LAP

4	Adam BESSELL	Mazda MX-5 Mk1	3	1:46.062	74.23 mph	119.46 kph
---	--------------	----------------	---	----------	-----------	------------

Car 4 - 5 second time penalty applied - track limits

Cadwell Park

Circuit Length = 2.1869 miles

Start: 14:36 Flag 14:52 End: 14:54

Weather / Track : Sunny / Dry

These results are provisional until the conclusion of any judicial and technical matters.

Clerk Of Course :	Timekeeper :
-------------------	--------------

2019 BRSCC Mazda MX-5 Championship - 3B

RACE 17 - LAP CHART

LAP 1 @ 14:38:42.485			LAP 2 @ 14:40:28.848			LAP 3 @ 14:42:14.910			LAP 4 @ 14:44:01.256			LAP 5 @ 14:45:47.820		
NO	BEHIND	LAP TIME	NO	BEHIND	LAP TIME	NO	BEHIND	LAP TIME	NO	BEHIND	LAP TIME	NO	BEHIND	LAP TIME
4		1:54.372	4		1:46.363	4		1:46.062	4		1:46.346	4		1:46.564
81	2.134	1:56.506	81	2.573	1:46.802	81	3.138	1:46.627	81	3.726	1:46.934	81	3.869	1:46.707
666	3.812	1:58.184	666	4.802	1:47.353	666	6.100	1:47.360	666	7.303	1:47.549	666	9.077	1:48.338
3	3.932	1:58.304	3	6.327	1:48.758	3	9.818	1:49.553	3	12.092	1:48.620	3	13.605	1:48.077
31	4.111	1:58.483	31	6.823	1:49.075	31	10.176	1:49.415	31	12.949	1:49.119	31	14.244	1:47.859
66	5.168	1:59.540	66	8.885	1:50.080	66	13.083	1:50.260	66	17.136	1:50.399	66	20.239	1:49.667
45	5.658	2:00.030	45	9.301	1:50.006	45	14.393	1:51.154	45	17.907	1:49.860	45	21.350	1:50.007
27	6.966	2:01.338	27	10.225	1:49.622	27	14.425	1:50.262	27	18.830	1:50.751	27	22.454	1:50.188
173	7.297	2:01.669	173	11.184	1:50.250	173	14.917	1:49.795	173	19.220	1:50.649	173	22.869	1:50.213
10	7.975	2:02.347	10	12.072	1:50.460	10	16.349	1:50.339	10	20.767	1:50.764	10	24.207	1:50.004
90	8.622	2:02.994	90	12.789	1:50.530	90	17.310	1:50.583	90	21.869	1:50.905	90	25.997	1:50.692
43	9.392	2:03.764	2	15.666	1:51.618	2	20.557	1:50.953	74	24.699	1:50.217	74	27.069	1:48.934
20	9.701	2:04.073	74	15.942	1:51.248	74	20.828	1:50.948	25	25.816	1:50.464	25	28.372	1:49.120
2	10.411	2:04.783	25	16.407	1:52.100	25	21.698	1:51.353	2	25.876	1:51.665	222	29.233	1:49.499
25	10.670	2:05.042	82	17.517	1:51.337	222	21.958	1:50.095	222	26.298	1:50.686	82	30.926	1:50.438
74	11.057	2:05.429	222	17.925	1:51.099	82	22.749	1:51.294	82	27.052	1:50.649	2	31.790	1:52.478
42	11.665	2:06.037	57	18.685	1:51.633	57	23.032	1:50.409	57	29.680	1:52.994	57	32.358	1:49.242
82	12.543	2:06.915	42	19.678	1:54.376	42	24.578	1:50.962	42	30.958	1:52.726	43	35.616	1:50.518
222	13.189	2:07.561	68	20.402	1:53.048	68	25.318	1:50.978	43	31.662	1:51.842	42	36.398	1:52.004
57	13.415	2:07.787	43	21.303	1:58.274	43	26.166	1:50.925	20	33.585	1:50.075	20	37.722	1:50.701
68	13.717	2:08.089	78	23.063	1:55.241	20	29.856	1:52.309	78	37.472	1:53.899	78	45.021	1:54.113
78	14.185	2:08.557	53	23.343	1:55.041	78	29.919	1:52.918	53	38.242	1:53.450	53	45.616	1:53.938
53	14.665	2:09.037	20	23.609	2:00.271	53	31.138	1:53.857	68	46.266	2:07.294	68	54.284	1:54.582
80	19.321	2:13.693	80	29.446	1:56.488	80	38.295	1:54.911	80	47.437	1:55.488	80	55.872	1:54.999
34	23.742	2:18.114	34	38.431	2:01.052	34	51.195	1:58.826	34	1:02.627	1:57.778	34	1:12.860	1:56.797

Weather / Track : Sunny / Dry

Cadwell Park

Circuit Length = 2.1869 miles

Start: 14:36 Flag 14:52 End: 14:54

2019 BRSCC Mazda MX-5 Championship - 3B

RACE 17 - LAP CHART

LAP 6 @ 14:47:34.385			LAP 7 @ 14:49:20.484			LAP 8 @ 14:51:07.289			LAP 9 @ 14:52:55.315		
NO	BEHIND	LAP TIME	NO	BEHIND	LAP TIME	NO	BEHIND	LAP TIME	NO	BEHIND	LAP TIME
4		1:46.565	4		1:46.099	4		1:46.805	4		1:48.026
81	4.268	1:46.964	81	5.405	1:47.236	34	1 Lap	2:12.249	81	7.390	1:49.220
666	10.400	1:47.888	666	12.631	1:48.330	81	6.196	1:47.596	666	13.098	1:48.002
3	15.025	1:47.985	31	19.188	1:49.600	666	13.122	1:47.296	34	1 Lap	2:08.293
31	15.687	1:48.008	3	20.959	1:52.033	31	21.672	1:49.289	31	24.730	1:51.084
66	23.435	1:49.761	66	26.453	1:49.117	3	22.199	1:48.045	66	31.424	1:50.015
45	24.953	1:50.168	45	29.064	1:50.210	66	29.435	1:49.787	45	33.081	1:49.343
27	25.382	1:49.493	27	29.801	1:50.518	45	31.764	1:49.505	27	33.838	1:49.158
173	26.320	1:50.016	173	30.471	1:50.250	27	32.706	1:49.710	173	35.386	1:49.672
90	29.512	1:50.080	90	33.477	1:50.064	173	33.740	1:50.074	90	39.205	1:50.506
10	30.503	1:52.861	10	34.528	1:50.124	90	36.725	1:50.053	74	39.676	1:49.403
74	30.671	1:50.167	25	35.602	1:49.677	10	37.594	1:49.871	10	40.789	1:51.221
25	32.024	1:50.217	74	36.124	1:51.552	74	38.299	1:48.980	25	41.513	1:50.728
222	33.567	1:50.899	222	37.342	1:49.874	25	38.811	1:50.014	222	41.896	1:50.356
82	34.618	1:50.257	82	38.712	1:50.193	222	39.566	1:49.029	82	44.072	1:50.583
2	35.422	1:50.197	2	39.774	1:50.451	82	41.515	1:49.608	57	44.318	1:49.753
57	35.727	1:49.934	57	39.940	1:50.312	57	42.591	1:49.456	3	44.915	2:10.742
43	40.090	1:51.039	43	45.333	1:51.342	2	44.796	1:51.827	2	50.135	1:53.365
42	41.436	1:51.603	20	47.341	1:51.396	43	50.016	1:51.488	43	54.352	1:52.362
20	42.044	1:50.887	42	48.804	1:53.467	20	51.411	1:50.875	20	54.690	1:51.305
78	52.135	1:53.679	53	58.529	1:52.270	42	54.353	1:52.354	42	58.600	1:52.273
53	52.358	1:53.307	78	1:00.387	1:54.351	53	1:03.226	1:51.502	53	1:08.543	1:53.343
68	1:00.472	1:52.753	68	1:07.297	1:52.924	78	1:06.199	1:52.617	78	1:11.563	1:53.390
80	1:03.231	1:53.924	80	1:10.482	1:53.350	68	1:13.670	1:53.178	68	1:19.672	1:54.028
34	1:22.523	1:56.228				80	1:16.934	1:53.257	80	1:22.615	1:53.707

Weather / Track : Sunny / Dry

Results can be found at www.tsl-timing.com

Page 2 of 2

Cadwell Park
 Circuit Length = 2.1869 miles
 Start: 14:36 Flag 14:52 End: 14:54

Printed - 14:58 Sunday, 12 May 2019

2019 BRSCC Mazda MX-5 Championship - 3B

RACE 17 - LAP ANALYSIS

DIFF = Difference To Personal Best Lap

P1 4 Adam BESSELL				
LAP	LAP TIME	DIFF	MPH	TIME OF DAY
1 -	1:54.372	8.310	68.83	14:38:42.485
2 -	1:46.363	0.301	74.02	14:40:28.848
3 -	1:46.062 (1)		74.23	14:42:14.910
4 -	1:46.346 (3)	0.284	74.03	14:44:01.256
5 -	1:46.564	0.502	73.88	14:45:47.820
6 -	1:46.565	0.503	73.88	14:47:34.385
7 -	1:46.099 (2)	0.037	74.20	14:49:20.484
8 -	1:46.805	0.743	73.71	14:51:07.289
9 -	1:48.026	1.964	72.88	14:52:55.315

P2 81 Sebastian FISHER				
LAP	LAP TIME	DIFF	MPH	TIME OF DAY
1 -	1:56.506	9.879	67.57	14:38:44.619
2 -	1:46.802 (3)	0.175	73.71	14:40:31.421
3 -	1:46.627 (1)		73.83	14:42:18.048
4 -	1:46.934	0.307	73.62	14:44:04.982
5 -	1:46.707 (2)	0.080	73.78	14:45:51.689
6 -	1:46.964	0.337	73.60	14:47:38.653
7 -	1:47.236	0.609	73.41	14:49:25.889
8 -	1:47.596	0.969	73.17	14:51:13.485
9 -	1:49.220	2.593	72.08	14:53:02.705

P3 666 David WATERS				
LAP	LAP TIME	DIFF	MPH	TIME OF DAY
1 -	1:58.184	10.888	66.61	14:38:46.297
2 -	1:47.353 (2)	0.057	73.33	14:40:33.650
3 -	1:47.360 (3)	0.064	73.33	14:42:21.010
4 -	1:47.549	0.253	73.20	14:44:08.559
5 -	1:48.338	1.042	72.67	14:45:56.897
6 -	1:47.888	0.592	72.97	14:47:44.785
7 -	1:48.330	1.034	72.67	14:49:33.115
8 -	1:47.296 (1)		73.37	14:51:20.411
9 -	1:48.002	0.706	72.89	14:53:08.413

P4 31 Bryn GRIFFITHS (M)				
LAP	LAP TIME	DIFF	MPH	TIME OF DAY
1 -	1:58.483	10.624	66.44	14:38:46.596
2 -	1:49.075 (3)	1.216	72.18	14:40:35.671
3 -	1:49.415	1.556	71.95	14:42:25.086
4 -	1:49.119	1.260	72.15	14:44:14.205
5 -	1:47.859 (1)		72.99	14:46:02.064
6 -	1:48.008 (2)	0.149	72.89	14:47:50.072
7 -	1:49.600	1.741	71.83	14:49:39.672
8 -	1:49.289	1.430	72.04	14:51:28.961
9 -	1:51.084	3.225	70.87	14:53:20.045

P5 66 Christina HOLLEY				
LAP	LAP TIME	DIFF	MPH	TIME OF DAY
1 -	1:59.540	10.423	65.86	14:38:47.653
2 -	1:50.080	0.963	71.52	14:40:37.733
3 -	1:50.260	1.143	71.40	14:42:27.993
4 -	1:50.399	1.282	71.31	14:44:18.392
5 -	1:49.667 (2)	0.550	71.79	14:46:08.059
6 -	1:49.761 (3)	0.644	71.73	14:47:57.820
7 -	1:49.117 (1)		72.15	14:49:46.937
8 -	1:49.787	0.670	71.71	14:51:36.724
9 -	1:50.015	0.898	71.56	14:53:26.739

DIFF = Difference To Personal Best Lap

P6 45 Graham RUMSEY (M)				
LAP	LAP TIME	DIFF	MPH	TIME OF DAY
1 -	2:00.030	10.687	65.59	14:38:48.143
2 -	1:50.006	0.663	71.57	14:40:38.149
3 -	1:51.154	1.811	70.83	14:42:29.303
4 -	1:49.860 (3)	0.517	71.66	14:44:19.163
5 -	1:50.007	0.664	71.56	14:46:09.170
6 -	1:50.168	0.825	71.46	14:47:59.338
7 -	1:50.210	0.867	71.43	14:49:49.548
8 -	1:49.505 (2)	0.162	71.89	14:51:39.053
9 -	1:49.343 (1)		72.00	14:53:28.396

P7 27 Christian DANN				
LAP	LAP TIME	DIFF	MPH	TIME OF DAY
1 -	2:01.338	12.180	64.88	14:38:49.451
2 -	1:49.622 (3)	0.464	71.82	14:40:39.073
3 -	1:50.262	1.104	71.40	14:42:29.335
4 -	1:50.751	1.593	71.08	14:44:20.086
5 -	1:50.188	1.030	71.45	14:46:10.274
6 -	1:49.493 (2)	0.335	71.90	14:47:59.767
7 -	1:50.518	1.360	71.23	14:49:50.285
8 -	1:49.710	0.552	71.76	14:51:39.995
9 -	1:49.158 (1)		72.12	14:53:29.153

P8 173 Stuart Ross FRENCH				
LAP	LAP TIME	DIFF	MPH	TIME OF DAY
1 -	2:01.669	11.997	64.70	14:38:49.782
2 -	1:50.250	0.578	71.41	14:40:40.032
3 -	1:49.795 (2)	0.123	71.70	14:42:29.827
4 -	1:50.649	0.977	71.15	14:44:20.476
5 -	1:50.213	0.541	71.43	14:46:10.689
6 -	1:50.016 (3)	0.344	71.56	14:48:00.705
7 -	1:50.250	0.578	71.41	14:49:50.955
8 -	1:50.074	0.402	71.52	14:51:41.029
9 -	1:49.672 (1)		71.78	14:53:30.701

P9 90 Bruce ROBINSON (M)				
LAP	LAP TIME	DIFF	MPH	TIME OF DAY
1 -	2:02.994	12.941	64.01	14:38:51.107
2 -	1:50.530	0.477	71.23	14:40:41.637
3 -	1:50.583	0.530	71.19	14:42:32.220
4 -	1:50.905	0.852	70.99	14:44:23.125
5 -	1:50.692	0.639	71.12	14:46:13.817
6 -	1:50.080 (3)	0.027	71.52	14:48:03.897
7 -	1:50.064 (2)	0.011	71.53	14:49:53.961
8 -	1:50.053 (1)		71.54	14:51:44.014
9 -	1:50.506	0.453	71.24	14:53:34.520

P10 74 Clive CHISNALL (M)				
LAP	LAP TIME	DIFF	MPH	TIME OF DAY
1 -	2:05.429	16.495	62.76	14:38:53.542
2 -	1:51.248	2.314	70.77	14:40:44.790
3 -	1:50.948	2.014	70.96	14:42:35.738
4 -	1:50.217	1.283	71.43	14:44:25.955
5 -	1:48.934 (1)		72.27	14:46:14.889
6 -	1:50.167	1.233	71.46	14:48:05.056
7 -	1:51.552	2.618	70.57	14:49:56.608
8 -	1:48.980 (2)	0.046	72.24	14:51:45.588
9 -	1:49.403 (3)	0.469	71.96	14:53:34.991

Weather / Track : Sunny / Dry

Cadwell Park
Circuit Length = 2.1869 miles
Start: 14:36 Flag 14:52 End: 14:54

2019 BRSCC Mazda MX-5 Championship - 3B

RACE 17 - LAP ANALYSIS

DIFF = Difference To Personal Best Lap

P11 10 Thomas MALLETT				
LAP	LAP TIME	DIFF	MPH	TIME OF DAY
1 -	2:02.347	12.476	64.35	14:38:50.460
2 -	1:50.460	0.589	71.27	14:40:40.920
3 -	1:50.339	0.468	71.35	14:42:31.259
4 -	1:50.764	0.893	71.08	14:44:22.023
5 -	1:50.004 (2)	0.133	71.57	14:46:12.027
6 -	1:52.861	2.990	69.76	14:48:04.888
7 -	1:50.124 (3)	0.253	71.49	14:49:55.012
8 -	1:49.871 (1)		71.65	14:51:44.883
9 -	1:51.221	1.350	70.78	14:53:36.104

P12 25 Ivan LEARY (M)				
LAP	LAP TIME	DIFF	MPH	TIME OF DAY
1 -	2:05.042	15.922	62.96	14:38:53.155
2 -	1:52.100	2.980	70.23	14:40:45.255
3 -	1:51.353	2.233	70.70	14:42:36.608
4 -	1:50.464	1.344	71.27	14:44:27.072
5 -	1:49.120 (1)		72.15	14:46:16.192
6 -	1:50.217	1.097	71.43	14:48:06.409
7 -	1:49.677 (2)	0.557	71.78	14:49:56.086
8 -	1:50.014 (3)	0.894	71.56	14:51:46.100
9 -	1:50.728	1.608	71.10	14:53:36.828

P13 222 Adrian JOHNSON				
LAP	LAP TIME	DIFF	MPH	TIME OF DAY
1 -	2:07.561	18.532	61.72	14:38:55.674
2 -	1:51.099	2.070	70.86	14:40:46.773
3 -	1:50.095	1.066	71.51	14:42:36.868
4 -	1:50.686	1.657	71.13	14:44:27.554
5 -	1:49.499 (2)	0.470	71.90	14:46:17.053
6 -	1:50.899	1.870	70.99	14:48:07.952
7 -	1:49.874 (3)	0.845	71.65	14:49:57.826
8 -	1:49.029 (1)		72.21	14:51:46.855
9 -	1:50.356	1.327	71.34	14:53:37.211

P14 82 Michael KNIBBS				
LAP	LAP TIME	DIFF	MPH	TIME OF DAY
1 -	2:06.915	17.307	62.03	14:38:55.028
2 -	1:51.337	1.729	70.71	14:40:46.365
3 -	1:51.294	1.686	70.74	14:42:37.659
4 -	1:50.649	1.041	71.15	14:44:28.308
5 -	1:50.438	0.830	71.29	14:46:18.746
6 -	1:50.257 (3)	0.649	71.40	14:48:09.003
7 -	1:50.193 (2)	0.585	71.44	14:49:59.196
8 -	1:49.608 (1)		71.83	14:51:48.804
9 -	1:50.583	0.975	71.19	14:53:39.387

P15 57 Oliver JENKINS				
LAP	LAP TIME	DIFF	MPH	TIME OF DAY
1 -	2:07.787	18.545	61.61	14:38:55.900
2 -	1:51.633	2.391	70.52	14:40:47.533
3 -	1:50.409	1.167	71.30	14:42:37.942
4 -	1:52.994	3.752	69.67	14:44:30.936
5 -	1:49.242 (1)		72.07	14:46:20.178
6 -	1:49.934	0.692	71.61	14:48:10.112
7 -	1:50.312	1.070	71.37	14:50:00.424
8 -	1:49.456 (2)	0.214	71.93	14:51:49.880
9 -	1:49.753 (3)	0.511	71.73	14:53:39.633

DIFF = Difference To Personal Best Lap

P16 3 Richard WOOTTEN				
LAP	LAP TIME	DIFF	MPH	TIME OF DAY
1 -	1:58.304	10.319	66.55	14:38:46.417
2 -	1:48.758	0.773	72.39	14:40:35.175
3 -	1:49.553	1.568	71.86	14:42:24.728
4 -	1:48.620	0.635	72.48	14:44:13.348
5 -	1:48.077 (3)	0.092	72.84	14:46:01.425
6 -	1:47.985 (1)		72.91	14:47:49.410
7 -	1:52.033	4.048	70.27	14:49:41.443
8 -	1:48.045 (2)	0.060	72.86	14:51:29.488
9 -	2:10.742	22.757	60.21	14:53:40.230

P17 2 Jake STYLES				
LAP	LAP TIME	DIFF	MPH	TIME OF DAY
1 -	2:04.783	14.586	63.09	14:38:52.896
2 -	1:51.618	1.421	70.53	14:40:44.514
3 -	1:50.953 (3)	0.756	70.95	14:42:35.467
4 -	1:51.665	1.468	70.50	14:44:27.132
5 -	1:52.478	2.281	69.99	14:46:19.610
6 -	1:50.197 (1)		71.44	14:48:09.807
7 -	1:50.451 (2)	0.254	71.28	14:50:00.258
8 -	1:51.827	1.630	70.40	14:51:52.085
9 -	1:53.365	3.168	69.45	14:53:45.450

P18 43 Arun DHANAPALA				
LAP	LAP TIME	DIFF	MPH	TIME OF DAY
1 -	2:03.764	13.246	63.61	14:38:51.877
2 -	1:58.274	7.756	66.56	14:40:50.151
3 -	1:50.925 (2)	0.407	70.97	14:42:41.076
4 -	1:51.842	1.324	70.39	14:44:32.918
5 -	1:50.518 (1)		71.23	14:46:23.436
6 -	1:51.039 (3)	0.521	70.90	14:48:14.475
7 -	1:51.342	0.824	70.71	14:50:05.817
8 -	1:51.488	0.970	70.61	14:51:57.305
9 -	1:52.362	1.844	70.06	14:53:49.667

P19 20 Christopher GINN (M)				
LAP	LAP TIME	DIFF	MPH	TIME OF DAY
1 -	2:04.073	13.998	63.45	14:38:52.186
2 -	2:00.271	10.196	65.46	14:40:52.457
3 -	1:52.309	2.234	70.10	14:42:44.766
4 -	1:50.075 (1)		71.52	14:44:34.841
5 -	1:50.701 (2)	0.626	71.12	14:46:25.542
6 -	1:50.887	0.812	71.00	14:48:16.429
7 -	1:51.396	1.321	70.67	14:50:07.825
8 -	1:50.875 (3)	0.800	71.00	14:51:58.700
9 -	1:51.305	1.230	70.73	14:53:50.005

P20 42 Toby OWEN				
LAP	LAP TIME	DIFF	MPH	TIME OF DAY
1 -	2:06.037	15.075	62.46	14:38:54.150
2 -	1:54.376	3.414	68.83	14:40:48.526
3 -	1:50.962 (1)		70.95	14:42:39.488
4 -	1:52.726	1.764	69.84	14:44:32.214
5 -	1:52.004 (3)	1.042	70.29	14:46:24.218
6 -	1:51.603 (2)	0.641	70.54	14:48:15.821
7 -	1:53.467	2.505	69.38	14:50:09.288
8 -	1:52.354	1.392	70.07	14:52:01.642
9 -	1:52.273	1.311	70.12	14:53:53.915

Weather / Track : Sunny / Dry

Cadwell Park
Circuit Length = 2.1869 miles
Start: 14:36 Flag 14:52 End: 14:54

2019 BRSCC Mazda MX-5 Championship - 3B

RACE 17 - LAP ANALYSIS

DIFF = Difference To Personal Best Lap

P21 53 Jonathan FIELDSEND (M)				
LAP	LAP TIME	DIFF	MPH	TIME OF DAY
1 -	2:09.037	17.535	61.01	14:38:57.150
2 -	1:55.041	3.539	68.43	14:40:52.191
3 -	1:53.857	2.355	69.14	14:42:46.048
4 -	1:53.450	1.948	69.39	14:44:39.498
5 -	1:53.938	2.436	69.10	14:46:33.436
6 -	1:53.307 (3)	1.805	69.48	14:48:26.743
7 -	1:52.270 (2)	0.768	70.12	14:50:19.013
8 -	1:51.502 (1)		70.61	14:52:10.515
9 -	1:53.343	1.841	69.46	14:54:03.858

P22 78 Richard BARTLETT (M)				
LAP	LAP TIME	DIFF	MPH	TIME OF DAY
1 -	2:08.557	15.940	61.24	14:38:56.670
2 -	1:55.241	2.624	68.31	14:40:51.911
3 -	1:52.918 (2)	0.301	69.72	14:42:44.829
4 -	1:53.899	1.282	69.12	14:44:38.728
5 -	1:54.113	1.496	68.99	14:46:32.841
6 -	1:53.679	1.062	69.25	14:48:26.520
7 -	1:54.351	1.734	68.85	14:50:20.871
8 -	1:52.617 (1)		69.91	14:52:13.488
9 -	1:53.390 (3)	0.773	69.43	14:54:06.878

P23 68 Ashley HEATH (M)				
LAP	LAP TIME	DIFF	MPH	TIME OF DAY
1 -	2:08.089	17.111	61.46	14:38:56.202
2 -	1:53.048	2.070	69.64	14:40:49.250
3 -	1:50.978 (1)		70.94	14:42:40.228
4 -	2:07.294	16.316	61.85	14:44:47.522
5 -	1:54.582	3.604	68.71	14:46:42.104
6 -	1:52.753 (2)	1.775	69.82	14:48:34.857
7 -	1:52.924 (3)	1.946	69.72	14:50:27.781
8 -	1:53.178	2.200	69.56	14:52:20.959
9 -	1:54.028	3.050	69.04	14:54:14.987

P24 80 Adam TYLER				
LAP	LAP TIME	DIFF	MPH	TIME OF DAY
1 -	2:13.693	20.436	58.88	14:39:01.806
2 -	1:56.488	3.231	67.58	14:40:58.294
3 -	1:54.911	1.654	68.51	14:42:53.205
4 -	1:55.488	2.231	68.17	14:44:48.693
5 -	1:54.999	1.742	68.46	14:46:43.692
6 -	1:53.924	0.667	69.10	14:48:37.616
7 -	1:53.350 (2)	0.093	69.45	14:50:30.966
8 -	1:53.257 (1)		69.51	14:52:24.223
9 -	1:53.707 (3)	0.450	69.24	14:54:17.930

P25 34 Adam TYRRELL (M)				
LAP	LAP TIME	DIFF	MPH	TIME OF DAY
1 -	2:18.114	21.886	57.00	14:39:06.227
2 -	2:01.052	4.824	65.03	14:41:07.279
3 -	1:58.826	2.598	66.25	14:43:06.105
4 -	1:57.778 (3)	1.550	66.84	14:45:03.883
5 -	1:56.797 (2)	0.569	67.40	14:47:00.680
6 -	1:56.228 (1)		67.73	14:48:56.908
7 -	2:12.249	16.021	59.53	14:51:09.157
8 -	2:08.293	12.065	61.36	14:53:17.450

Weather / Track : Sunny / Dry

2019 BRSCC Mazda MX-5 Championship - 3B

RACE 17 - STATISTICS

Competitors Started 26
Planned Start 2019-05-12 @ 14:05:00.000
Actual Start 2019-05-12 @ 14:36:48.112
Finish Time 2019-05-12 @ 14:52:54.157
Track Length 2.1869mi.
Total Laps 224
Total Distance Covered 489.8879mi.

Session Fastest Lap History

NO	NAME	LAP TIME	TIME OF DAY	LAP	VEHICLE
4	Adam BESSELL	1:54.372	14:38:42.500	1	Mazda MX-5 Mk1
4	Adam BESSELL	1:46.363	14:40:28.862	2	Mazda MX-5 Mk1
4	Adam BESSELL	1:46.062	14:42:14.923	3	Mazda MX-5 Mk1

Session Leader History

NO	NAME	FROM LAP	LAPS LED	DISTANCE	VEHICLE
4	Adam BESSELL	1	9	19.68 miles	Mazda MX-5 Mk1

Flag History

TYPE	TIME OF DAY
GREEN	14:36:48.112
FINISH	14:52:54.157

Flag Statistics

TYPE	COUNT	TOTAL LAPS	TOTAL TIME
Green	1	9	17:44.921
Red	0	0	0.000
Safety Car	0	0	0.000
FCY	0	0	0.000

Weather / Track : Sunny / Dry

These results are provisional until the conclusion of any judicial and technical matters.

Cadwell Park
Circuit Length = 2.1869 miles
Start: 14:36 Flag 14:52 End: 14:54

Clerk Of Course :	Timekeeper :
-------------------	--------------

2019 BRSCC Mazda MX-5 Championship 3A
RACE 20 - GRID (20 minutes)

ROW 13	26	56 Thomas JENKINS	25	26 Charlie RAWLES
ROW 12	24	61 Richard BAXTER	23	33 Jason GREATREX (M)
ROW 11	22	8 Lewis CANNON	21	24 Oliver GRAHAM 21:57.971
ROW 10	20	13 Scott LEACH (M) 21:55.398	19	55 Matt POLLARD 21:52.271
ROW 9	18	544 Jack MOODY 21:51.880	17	30 Dave TURTON 21:51.468
ROW 8	16	54 Marcus BAILEY (M) 21:48.050	15	91 Tom SMITH 21:47.535
ROW 7	14	29 Adam CRAIG 21:47.073	13	40 Ben HANCY 21:44.020
ROW 6	12	93 Jack BREWER 21:38.381	11	23 Martin TOLLEY (M) 21:31.451
ROW 5	10	72 Matt LUFF 21:26.022	9	65 William HAYDEN 21:23.650
ROW 4	8	6 Samuel SMITH 21:21.882	7	63 Oliver ALLWOOD 21:18.003
ROW 3	6	41 Joe WIGGIN 21:17.114	5	71 Ben SHORT 21:14.501
ROW 2	4	77 Steve FODEN 21:14.250	3	83 Brian TROTT (M) 21:11.418
ROW 1	2	5 John LANGRIDGE 21:10.876	1	1 Will BLACKWELL-CHAMBERS 21:09.287
Pole				

Cadwell Park
Circuit Length = 2.1869 miles

These results are provisional until the conclusion of any judicial and technical matters.

Clerk Of Course :	Timekeeper :
-------------------	--------------

2019 BRSCC Mazda MX-5 Championship 3A

RACE 20 - CLASSIFICATION

POS	NO	NAME	ENTRY	LAPS	TIME	GAP	DIFF	MPH	BEST	ON
1	5	John LANGRIDGE	Mazda MX-5 Mk1	9	16:00.708			73.75	1:45.282	4
2	83	Brian TROTT (M)	Mazda MX-5 Mk1	9	16:01.063	0.355	0.355	73.72	1:45.112	4
3	1	Will BLACKWELL-CHAMBERS	Mazda MX-5 Mk1	9	16:01.400	0.692	0.337	73.70	1:45.675	6
4	72	Matt LUFF	Mazda MX-5 Mk1	9	16:01.778	1.070	0.378	73.67	1:44.882	2
5	93	Jack BREWER	Mazda MX-5 Mk1	9	16:08.747	8.039	6.969	73.14	1:45.722	4
6	8	Lewis CANNON	Mazda MX-5 Mk1	9	16:09.910	9.202	1.163	73.05	1:45.312	4
7	29	Adam CRAIG	Mazda MX-5 Mk1	9	16:11.175	10.467	1.265	72.96	1:46.009	9
8	6*	Samuel SMITH	Mazda MX-5 Mk1	9	16:11.405	10.697	0.230	72.94	1:45.057	4
9	63	Oliver ALLWOOD	Mazda MX-5 Mk1	9	16:11.844	11.136	0.439	72.91	1:45.019	9
10	91	Tom SMITH	Mazda MX-5 Mk1	9	16:19.144	18.436	7.300	72.36	1:46.636	7
11	41	Joe WIGGIN	Mazda MX-5 Mk1	9	16:19.565	18.857	0.421	72.33	1:45.050	3
12	77	Steve FODEN	Mazda MX-5 Mk1	9	16:21.346	20.638	1.781	72.20	1:45.894	4
13	54	Marcus BAILEY (M)	Mazda MX-5 Mk1	9	16:22.485	21.777	1.139	72.12	1:46.674	7
14	55	Matt POLLARD	Mazda MX-5 Mk1	9	16:22.807	22.099	0.322	72.09	1:46.066	6
15	65*	William HAYDEN	Mazda MX-5 Mk1	9	16:26.033	25.325	3.226	71.86	1:46.656	7
16	40	Ben HANCY	Mazda MX-5 Mk1	9	16:27.956	27.248	1.923	71.72	1:46.919	4
17	30	Dave TURTON	Mazda MX-5 Mk1	9	16:28.699	27.991	0.743	71.66	1:46.654	3
18	24	Oliver GRAHAM	Mazda MX-5 Mk1	9	16:29.506	28.798	0.807	71.61	1:46.944	3
19	61	Richard BAXTER	Mazda MX-5 Mk1	9	16:29.809	29.101	0.303	71.58	1:46.964	3
20	56	Thomas JENKINS	Mazda MX-5 Mk1	9	16:33.677	32.969	3.868	71.30	1:47.374	4
21	26	Charlie RAWLES	Mazda MX-5 Mk1	9	16:33.826	33.118	0.149	71.29	1:47.110	8
22	33*	Jason GREATREX (M)	Mazda MX-5 Mk1	9	16:34.076	33.368	0.250	71.28	1:46.324	7

NOT CLASSIFIED

DNF	544	Jack MOODY	Mazda MX-5 Mk1	5	9:35.806	4 Laps	4 Laps	68.36	1:48.386	5
DNF	13	Scott LEACH (M)	Mazda MX-5 Mk1	2	4:05.173	7 Laps	3 Laps	64.22	2:00.216	2
DNF	71	Ben SHORT	Mazda MX-5 Mk1	0						
DNF	23	Martin TOLLEY (M)	Mazda MX-5 Mk1	0						

FASTEST LAP

72	Matt LUFF	Mazda MX-5 Mk1	2	1:44.882	75.06 mph	120.80 kph
----	-----------	----------------	---	----------	-----------	------------

Cars 6, 33 & 65 - 5 second time penalty added - track limits

Weather / Track : Sunny / Dry

These results are provisional until the conclusion of any judicial and technical matters.

Cadwell Park

Circuit Length = 2.1869 miles

Start: 15:57 Flag 16:13 End: 16:14

Clerk Of Course :

Timekeeper :

2019 BRSCC Mazda MX-5 Championship 3A

RACE 20 - LAP CHART

LAP 1 @ 15:59:30.469			LAP 2 @ 16:01:16.938			LAP 3 @ 16:03:03.050			LAP 4 @ 16:04:48.332			LAP 5 @ 16:06:34.281		
NO	BEHIND	LAP TIME	NO	BEHIND	LAP TIME	NO	BEHIND	LAP TIME	NO	BEHIND	LAP TIME	NO	BEHIND	LAP TIME
5		1:53.259	5		1:46.469	5		1:46.112	5		1:45.282	5		1:45.949
1	0.263	1:53.522	1	0.358	1:46.564	1	0.288	1:46.042	83	0.348	1:45.112	83	0.248	1:45.849
83	0.677	1:53.936	83	0.640	1:46.432	83	0.518	1:45.990	1	0.822	1:45.816	1	0.757	1:45.884
72	4.026	1:57.285	72	2.439	1:44.882	72	1.281	1:44.954	72	1.446	1:45.447	72	1.258	1:45.761
93	5.024	1:58.283	93	4.736	1:46.181	93	4.869	1:46.245	93	5.309	1:45.722	93	5.341	1:45.981
91	6.979	2:00.238	29	7.014	1:46.213	29	7.019	1:46.117	6	7.053	1:45.057	6	6.600	1:45.496
29	7.270	2:00.529	91	7.992	1:47.482	6	7.278	1:45.239	29	8.379	1:46.642	29	8.569	1:46.139
54	7.987	2:01.246	6	8.151	1:46.358	91	9.021	1:47.141	8	9.649	1:45.312	8	9.144	1:45.444
6	8.262	2:01.521	54	9.252	1:47.734	8	9.619	1:46.367	91	11.598	1:47.859	91	12.766	1:47.117
8	8.690	2:01.949	8	9.364	1:47.143	54	10.923	1:47.783	54	13.014	1:47.373	63	13.328	1:45.520
40	9.455	2:02.714	40	10.219	1:47.233	65	11.220	1:46.973	65	13.159	1:47.221	54	15.112	1:48.047
65	9.658	2:02.917	65	10.359	1:47.170	40	11.926	1:47.819	40	13.563	1:46.919	65	15.662	1:48.452
544	10.963	2:04.222	63	13.986	1:48.484	63	13.054	1:45.180	63	13.757	1:45.985	40	16.627	1:49.013
13	11.698	2:04.957	30	14.351	1:49.000	41	14.134	1:45.050	41	14.161	1:45.309	41	17.904	1:49.692
30	11.820	2:05.079	24	15.003	1:48.992	30	14.893	1:46.654	30	16.591	1:46.980	30	18.586	1:47.944
63	11.971	2:05.230	41	15.196	1:47.770	24	15.835	1:46.944	24	17.653	1:47.100	77	18.983	1:45.948
24	12.480	2:05.739	61	15.827	1:48.942	61	16.679	1:46.964	61	18.367	1:46.970	24	19.681	1:47.977
33	12.784	2:06.043	33	16.453	1:50.138	55	17.473	1:46.940	77	18.984	1:45.894	55	20.071	1:47.007
61	13.354	2:06.613	55	16.645	1:48.640	33	18.178	1:47.837	55	19.013	1:46.822	61	20.906	1:48.488
41	13.895	2:07.154	56	17.092	1:48.804	77	18.372	1:46.890	33	20.255	1:47.359	33	21.293	1:46.987
55	14.474	2:07.733	77	17.594	1:48.757	56	18.970	1:47.990	56	21.062	1:47.374	56	22.657	1:47.544
56	14.757	2:08.016	26	18.327	1:49.706	26	19.513	1:47.298	26	22.918	1:48.687	26	24.976	1:48.007
26	15.090	2:08.349	13	25.445	2:00.216	544	30.559	1:49.003	544	36.298	1:51.021	544	38.735	1:48.386
77	15.306	2:08.565	544	27.668	2:03.174									

Weather / Track : Sunny / Dry

Cadwell Park

Circuit Length = 2.1869 miles

Start: 15:57 Flag 16:13 End: 16:14

2019 BRSCC Mazda MX-5 Championship 3A

RACE 20 - LAP CHART

LAP 6 @ 16:08:20.200			LAP 7 @ 16:10:05.830			LAP 8 @ 16:11:51.893			LAP 9 @ 16:13:37.918		
NO	BEHIND	LAP TIME	NO	BEHIND	LAP TIME	NO	BEHIND	LAP TIME	NO	BEHIND	LAP TIME
5		1:45.919	5		1:45.630	5		1:46.063	5		1:46.025
83	0.153	1:45.824	83	0.215	1:45.692	83	0.558	1:46.406	83	0.355	1:45.822
1	0.513	1:45.675	1	0.560	1:45.677	1	0.718	1:46.221	1	0.692	1:45.999
72	1.183	1:45.844	72	1.091	1:45.538	72	1.039	1:46.011	72	1.070	1:46.056
93	5.829	1:46.407	6	6.927	1:46.535	6	6.208	1:45.344	6	5.697	1:45.514
6	6.022	1:45.341	93	7.721	1:47.522	93	7.475	1:45.817	93	8.039	1:46.589
29	8.944	1:46.294	8	9.130	1:45.731	8	9.288	1:46.221	8	9.202	1:45.939
8	9.029	1:45.804	29	10.045	1:46.731	29	10.483	1:46.501	29	10.467	1:46.009
63	13.120	1:45.711	63	12.807	1:45.317	63	12.142	1:45.398	63	11.136	1:45.019
91	14.597	1:47.750	91	15.603	1:46.636	91	16.554	1:47.014	91	18.436	1:47.907
54	16.268	1:47.075	54	17.312	1:46.674	41	18.490	1:46.647	41	18.857	1:46.392
65	16.606	1:46.863	65	17.632	1:46.656	65	19.062	1:47.493	65	20.325	1:47.288
41	17.806	1:45.821	41	17.906	1:45.730	77	19.344	1:46.122	77	20.638	1:47.319
40	18.720	1:48.012	77	19.285	1:45.902	54	20.148	1:48.899	54	21.777	1:47.654
77	19.013	1:45.949	40	21.292	1:48.202	55	21.642	1:46.260	55	22.099	1:46.482
30	19.894	1:47.227	55	21.445	1:46.857	40	24.896	1:49.667	40	27.248	1:48.377
55	20.218	1:46.066	30	22.385	1:48.121	30	25.262	1:48.940	30	27.991	1:48.754
24	21.111	1:47.349	24	22.797	1:47.316	24	25.696	1:48.962	33	28.368	1:48.394
33	23.040	1:47.666	33	23.734	1:46.324	33	25.999	1:48.328	24	28.798	1:49.127
61	23.455	1:48.468	61	25.250	1:47.425	61	26.941	1:47.754	61	29.101	1:48.185
56	25.138	1:48.400	56	27.932	1:48.424	56	30.304	1:48.435	56	32.969	1:48.690
26	27.448	1:48.391	26	30.626	1:48.808	26	31.673	1:47.110	26	33.118	1:47.470

Weather / Track : Sunny / Dry

Cadwell Park
 Circuit Length = 2.1869 miles
 Start: 15:57 Flag 16:13 End: 16:14

2019 BRSCC Mazda MX-5 Championship 3A

RACE 20 - LAP ANALYSIS

DIFF = Difference To Personal Best Lap

P1 5 John LANGRIDGE				
LAP	LAP TIME	DIFF	MPH	TIME OF DAY
1 -	1:53.259	7.977	69.51	15:59:30.469
2 -	1:46.469	1.187	73.94	16:01:16.938
3 -	1:46.112	0.830	74.19	16:03:03.050
4 -	1:45.282 (1)		74.78	16:04:48.332
5 -	1:45.949	0.667	74.31	16:06:34.281
6 -	1:45.919 (3)	0.637	74.33	16:08:20.200
7 -	1:45.630 (2)	0.348	74.53	16:10:05.830
8 -	1:46.063	0.781	74.23	16:11:51.893
9 -	1:46.025	0.743	74.25	16:13:37.918

P2 83 Brian TROTT (M)				
LAP	LAP TIME	DIFF	MPH	TIME OF DAY
1 -	1:53.936	8.824	69.10	15:59:31.146
2 -	1:46.432	1.320	73.97	16:01:17.578
3 -	1:45.990	0.878	74.28	16:03:03.568
4 -	1:45.112 (1)		74.90	16:04:48.680
5 -	1:45.849	0.737	74.38	16:06:34.529
6 -	1:45.824	0.712	74.39	16:08:20.353
7 -	1:45.692 (2)	0.580	74.49	16:10:06.045
8 -	1:46.406	1.294	73.99	16:11:52.451
9 -	1:45.822 (3)	0.710	74.40	16:13:38.273

P3 1 Will BLACKWELL-CHAMBERS				
LAP	LAP TIME	DIFF	MPH	TIME OF DAY
1 -	1:53.522	7.847	69.35	15:59:30.732
2 -	1:46.564	0.889	73.88	16:01:17.296
3 -	1:46.042	0.367	74.24	16:03:03.338
4 -	1:45.816 (3)	0.141	74.40	16:04:49.154
5 -	1:45.884	0.209	74.35	16:06:35.038
6 -	1:45.675 (1)		74.50	16:08:20.713
7 -	1:45.677 (2)	0.002	74.50	16:10:06.390
8 -	1:46.221	0.546	74.12	16:11:52.611
9 -	1:45.999	0.324	74.27	16:13:38.610

P4 72 Matt LUFF				
LAP	LAP TIME	DIFF	MPH	TIME OF DAY
1 -	1:57.285	12.403	67.12	15:59:34.495
2 -	1:44.882 (1)		75.06	16:01:19.377
3 -	1:44.954 (2)	0.072	75.01	16:03:04.331
4 -	1:45.447 (3)	0.565	74.66	16:04:49.778
5 -	1:45.761	0.879	74.44	16:06:35.539
6 -	1:45.844	0.962	74.38	16:08:21.383
7 -	1:45.538	0.656	74.60	16:10:06.921
8 -	1:46.011	1.129	74.26	16:11:52.932
9 -	1:46.056	1.174	74.23	16:13:38.988

P5 93 Jack BREWER				
LAP	LAP TIME	DIFF	MPH	TIME OF DAY
1 -	1:58.283	12.561	66.56	15:59:35.493
2 -	1:46.181	0.459	74.14	16:01:21.674
3 -	1:46.245	0.523	74.10	16:03:07.919
4 -	1:45.722 (1)		74.47	16:04:53.641
5 -	1:45.981 (3)	0.259	74.28	16:06:39.622
6 -	1:46.407	0.685	73.99	16:08:26.029
7 -	1:47.522	1.800	73.22	16:10:13.551
8 -	1:45.817 (2)	0.095	74.40	16:11:59.368
9 -	1:46.589	0.867	73.86	16:13:45.957

DIFF = Difference To Personal Best Lap

P6 8 Lewis CANNON				
LAP	LAP TIME	DIFF	MPH	TIME OF DAY
1 -	2:01.949	16.637	64.56	15:59:39.159
2 -	1:47.143	1.831	73.48	16:01:26.302
3 -	1:46.367	1.055	74.01	16:03:12.669
4 -	1:45.312 (1)		74.76	16:04:57.981
5 -	1:45.444 (2)	0.132	74.66	16:06:43.425
6 -	1:45.804	0.492	74.41	16:08:29.229
7 -	1:45.731 (3)	0.419	74.46	16:10:14.960
8 -	1:46.221	0.909	74.12	16:12:01.181
9 -	1:45.939	0.627	74.31	16:13:47.120

P7 29 Adam CRAIG				
LAP	LAP TIME	DIFF	MPH	TIME OF DAY
1 -	2:00.529	14.520	65.32	15:59:37.739
2 -	1:46.213	0.204	74.12	16:01:23.952
3 -	1:46.117 (2)	0.108	74.19	16:03:10.069
4 -	1:46.642	0.633	73.82	16:04:56.711
5 -	1:46.139 (3)	0.130	74.17	16:06:42.850
6 -	1:46.294	0.285	74.07	16:08:29.144
7 -	1:46.731	0.722	73.76	16:10:15.875
8 -	1:46.501	0.492	73.92	16:12:02.376
9 -	1:46.009 (1)		74.26	16:13:48.385

P8 6 Samuel SMITH				
LAP	LAP TIME	DIFF	MPH	TIME OF DAY
1 -	2:01.521	16.464	64.78	15:59:38.731
2 -	1:46.358	1.301	74.02	16:01:25.089
3 -	1:45.239 (2)	0.182	74.81	16:03:10.328
4 -	1:45.057 (1)		74.94	16:04:55.385
5 -	1:45.496	0.439	74.63	16:06:40.881
6 -	1:45.341 (3)	0.284	74.74	16:08:26.222
7 -	1:46.535	1.478	73.90	16:10:12.757
8 -	1:45.344	0.287	74.73	16:11:58.101
9 -	1:45.514	0.457	74.61	16:13:43.615

P9 63 Oliver ALLWOOD				
LAP	LAP TIME	DIFF	MPH	TIME OF DAY
1 -	2:05.230	20.211	62.86	15:59:42.440
2 -	1:48.484	3.465	72.57	16:01:30.924
3 -	1:45.180 (2)	0.161	74.85	16:03:16.104
4 -	1:45.985	0.966	74.28	16:05:02.089
5 -	1:45.520	0.501	74.61	16:06:47.609
6 -	1:45.711	0.692	74.47	16:08:33.320
7 -	1:45.317 (3)	0.298	74.75	16:10:18.637
8 -	1:45.398	0.379	74.69	16:12:04.035
9 -	1:45.019 (1)		74.96	16:13:49.054

P10 91 Tom SMITH				
LAP	LAP TIME	DIFF	MPH	TIME OF DAY
1 -	2:00.238	13.602	65.47	15:59:37.448
2 -	1:47.482	0.846	73.25	16:01:24.930
3 -	1:47.141	0.505	73.48	16:03:12.071
4 -	1:47.859	1.223	72.99	16:04:59.930
5 -	1:47.117 (3)	0.481	73.50	16:06:47.047
6 -	1:47.750	1.114	73.06	16:08:34.797
7 -	1:46.636 (1)		73.83	16:10:21.433
8 -	1:47.014 (2)	0.378	73.57	16:12:08.447
9 -	1:47.907	1.271	72.96	16:13:56.354

Weather / Track : Sunny / Dry

Cadwell Park
Circuit Length = 2.1869 miles
Start: 15:57 Flag 16:13 End: 16:14

2019 BRSCC Mazda MX-5 Championship 3A

RACE 20 - LAP ANALYSIS

DIFF = Difference To Personal Best Lap

P11 41 Joe WIGGIN				
LAP	LAP TIME	DIFF	MPH	TIME OF DAY
1 -	2:07.154	22.104	61.91	15:59:44.364
2 -	1:47.770	2.720	73.05	16:01:32.134
3 -	1:45.050 (1)		74.94	16:03:17.184
4 -	1:45.309 (2)	0.259	74.76	16:05:02.493
5 -	1:49.692	4.642	71.77	16:06:52.185
6 -	1:45.821	0.771	74.40	16:08:38.006
7 -	1:45.730 (3)	0.680	74.46	16:10:23.736
8 -	1:46.647	1.597	73.82	16:12:10.383
9 -	1:46.392	1.342	74.00	16:13:56.775

P12 77 Steve FODEN				
LAP	LAP TIME	DIFF	MPH	TIME OF DAY
1 -	2:08.565	22.671	61.23	15:59:45.775
2 -	1:48.757	2.863	72.39	16:01:34.532
3 -	1:46.890	0.996	73.65	16:03:21.422
4 -	1:45.894 (1)		74.34	16:05:07.316
5 -	1:45.948 (3)	0.054	74.31	16:06:53.264
6 -	1:45.949	0.055	74.31	16:08:39.213
7 -	1:45.902 (2)	0.008	74.34	16:10:25.115
8 -	1:46.122	0.228	74.19	16:12:11.237
9 -	1:47.319	1.425	73.36	16:13:58.556

P13 54 Marcus BAILEY (M)				
LAP	LAP TIME	DIFF	MPH	TIME OF DAY
1 -	2:01.246	14.572	64.93	15:59:38.456
2 -	1:47.734	1.060	73.07	16:01:26.190
3 -	1:47.783	1.109	73.04	16:03:13.973
4 -	1:47.373 (3)	0.699	73.32	16:05:01.346
5 -	1:48.047	1.373	72.86	16:06:49.393
6 -	1:47.075 (2)	0.401	73.52	16:08:36.468
7 -	1:46.674 (1)		73.80	16:10:23.142
8 -	1:48.899	2.225	72.29	16:12:12.041
9 -	1:47.654	0.980	73.13	16:13:59.695

P14 55 Matt POLLARD				
LAP	LAP TIME	DIFF	MPH	TIME OF DAY
1 -	2:07.733	21.667	61.63	15:59:44.943
2 -	1:48.640	2.574	72.47	16:01:33.583
3 -	1:46.940	0.874	73.62	16:03:20.523
4 -	1:46.822	0.756	73.70	16:05:07.345
5 -	1:47.007	0.941	73.57	16:06:54.352
6 -	1:46.066 (1)		74.22	16:08:40.418
7 -	1:46.857	0.791	73.67	16:10:27.275
8 -	1:46.260 (2)	0.194	74.09	16:12:13.535
9 -	1:46.482 (3)	0.416	73.93	16:14:00.017

P15 65 William HAYDEN				
LAP	LAP TIME	DIFF	MPH	TIME OF DAY
1 -	2:02.917	16.261	64.05	15:59:40.127
2 -	1:47.170	0.514	73.46	16:01:27.297
3 -	1:46.973 (3)	0.317	73.59	16:03:14.270
4 -	1:47.221	0.565	73.42	16:05:01.491
5 -	1:48.452	1.796	72.59	16:06:49.943
6 -	1:46.863 (2)	0.207	73.67	16:08:36.806
7 -	1:46.656 (1)		73.81	16:10:23.462
8 -	1:47.493	0.837	73.24	16:12:10.955
9 -	1:47.288	0.632	73.38	16:13:58.243

DIFF = Difference To Personal Best Lap

P16 40 Ben HANCY				
LAP	LAP TIME	DIFF	MPH	TIME OF DAY
1 -	2:02.714	15.795	64.15	15:59:39.924
2 -	1:47.233 (2)	0.314	73.42	16:01:27.157
3 -	1:47.819 (3)	0.900	73.02	16:03:14.976
4 -	1:46.919 (1)		73.63	16:05:01.895
5 -	1:49.013	2.094	72.22	16:06:50.908
6 -	1:48.012	1.093	72.89	16:08:38.920
7 -	1:48.202	1.283	72.76	16:10:27.122
8 -	1:49.667	2.748	71.79	16:12:16.789
9 -	1:48.377	1.458	72.64	16:14:05.166

P17 30 Dave TURTON				
LAP	LAP TIME	DIFF	MPH	TIME OF DAY
1 -	2:05.079	18.425	62.94	15:59:42.289
2 -	1:49.000	2.346	72.23	16:01:31.289
3 -	1:46.654 (1)		73.82	16:03:17.943
4 -	1:46.980 (2)	0.326	73.59	16:05:04.923
5 -	1:47.944	1.290	72.93	16:06:52.867
6 -	1:47.227 (3)	0.573	73.42	16:08:40.094
7 -	1:48.121	1.467	72.81	16:10:28.215
8 -	1:48.940	2.286	72.27	16:12:17.155
9 -	1:48.754	2.100	72.39	16:14:05.909

P18 24 Oliver GRAHAM				
LAP	LAP TIME	DIFF	MPH	TIME OF DAY
1 -	2:05.739	18.795	62.61	15:59:42.949
2 -	1:48.992	2.048	72.23	16:01:31.941
3 -	1:46.944 (1)		73.61	16:03:18.885
4 -	1:47.100 (2)	0.156	73.51	16:05:05.985
5 -	1:47.977	1.033	72.91	16:06:53.962
6 -	1:47.349	0.405	73.34	16:08:41.311
7 -	1:47.316 (3)	0.372	73.36	16:10:28.627
8 -	1:48.962	2.018	72.25	16:12:17.589
9 -	1:49.127	2.183	72.14	16:14:06.716

P19 61 Richard BAXTER				
LAP	LAP TIME	DIFF	MPH	TIME OF DAY
1 -	2:06.613	19.649	62.18	15:59:43.823
2 -	1:48.942	1.978	72.26	16:01:32.765
3 -	1:46.964 (1)		73.60	16:03:19.729
4 -	1:46.970 (2)	0.006	73.60	16:05:06.699
5 -	1:48.488	1.524	72.57	16:06:55.187
6 -	1:48.468	1.504	72.58	16:08:43.655
7 -	1:47.425 (3)	0.461	73.29	16:10:31.080
8 -	1:47.754	0.790	73.06	16:12:18.834
9 -	1:48.185	1.221	72.77	16:14:07.019

P20 56 Thomas JENKINS				
LAP	LAP TIME	DIFF	MPH	TIME OF DAY
1 -	2:08.016	20.642	61.50	15:59:45.226
2 -	1:48.804	1.430	72.36	16:01:34.030
3 -	1:47.990 (3)	0.616	72.90	16:03:22.020
4 -	1:47.374 (1)		73.32	16:05:09.394
5 -	1:47.544 (2)	0.170	73.20	16:06:56.938
6 -	1:48.400	1.026	72.63	16:08:45.338
7 -	1:48.424	1.050	72.61	16:10:33.762
8 -	1:48.435	1.061	72.60	16:12:22.197
9 -	1:48.690	1.316	72.43	16:14:10.887

Weather / Track : Sunny / Dry

Cadwell Park
Circuit Length = 2.1869 miles
Start: 15:57 Flag 16:13 End: 16:14

2019 BRSCC Mazda MX-5 Championship 3A

RACE 20 - LAP ANALYSIS

DIFF = Difference To Personal Best Lap

P21 26 Charlie RAWLES				
LAP	LAP TIME	DIFF	MPH	TIME OF DAY
1 -	2:08.349	21.239	61.34	15:59:45.559
2 -	1:49.706	2.596	71.76	16:01:35.265
3 -	1:47.298 (2)	0.188	73.37	16:03:22.563
4 -	1:48.687	1.577	72.43	16:05:11.250
5 -	1:48.007	0.897	72.89	16:06:59.257
6 -	1:48.391	1.281	72.63	16:08:47.648
7 -	1:48.808	1.698	72.35	16:10:36.456
8 -	1:47.110 (1)		73.50	16:12:23.566
9 -	1:47.470 (3)	0.360	73.25	16:14:11.036

P22 33 Jason GREATREX (M)				
LAP	LAP TIME	DIFF	MPH	TIME OF DAY
1 -	2:06.043	19.719	62.46	15:59:43.253
2 -	1:50.138	3.814	71.48	16:01:33.391
3 -	1:47.837	1.513	73.01	16:03:21.228
4 -	1:47.359 (3)	1.035	73.33	16:05:08.587
5 -	1:46.987 (2)	0.663	73.59	16:06:55.574
6 -	1:47.666	1.342	73.12	16:08:43.240
7 -	1:46.324 (1)		74.04	16:10:29.564
8 -	1:48.328	2.004	72.67	16:12:17.892
9 -	1:48.394	2.070	72.63	16:14:06.286

P23 544 Jack MOODY				
LAP	LAP TIME	DIFF	MPH	TIME OF DAY
1 -	2:04.222	15.836	63.37	15:59:41.432
2 -	2:03.174	14.788	63.91	16:01:44.606
3 -	1:49.003 (2)	0.617	72.22	16:03:33.609
4 -	1:51.021 (3)	2.635	70.91	16:05:24.630
5 -	1:48.386 (1)		72.64	16:07:13.016

P24 13 Scott LEACH (M)				
LAP	LAP TIME	DIFF	MPH	TIME OF DAY
1 -	2:04.957 (2)	4.741	63.00	15:59:42.167
2 -	2:00.216 (1)		65.49	16:01:42.383

2019 BRSCC Mazda MX-5 Championship 3A

RACE 20 - STATISTICS

Competitors Started 26
Planned Start 2019-05-12 @ 15:35:00.000
Actual Start 2019-05-12 @ 15:57:37.209
Finish Time 2019-05-12 @ 16:13:37.070
Track Length 2.1869mi.
Total Laps 205
Total Distance Covered 448.3349mi.

Session Fastest Lap History

NO	NAME	LAP TIME	TIME OF DAY	LAP	VEHICLE
5	John LANGRIDGE	1:53.259	15:59:30.483	1	Mazda MX-5 Mk1
5	John LANGRIDGE	1:46.469	16:01:16.953	2	Mazda MX-5 Mk1
83	Brian TROTT (M)	1:46.432	16:01:17.592	2	Mazda MX-5 Mk1
72	Matt LUFF	1:44.882	16:01:19.390	2	Mazda MX-5 Mk1

Session Leader History

NO	NAME	FROM LAP	LAPS LED	DISTANCE	VEHICLE
5	John LANGRIDGE	1	9	19.68 miles	Mazda MX-5 Mk1

Flag History

TYPE	TIME OF DAY
GREEN	15:57:37.209
FINISH	16:13:37.070

Flag Statistics

TYPE	COUNT	TOTAL LAPS	TOTAL TIME
Green	1	9	16:45.137
Red	0	0	0.000
Safety Car	0	0	0.000
FCY	0	0	0.000

Weather / Track : Sunny / Dry

These results are provisional until the conclusion of any judicial and technical matters.

Cadwell Park
Circuit Length = 2.1869 miles
Start: 15:57 Flag 16:13 End: 16:14

Clerk Of Course :	Timekeeper :
-------------------	--------------