



# MODIFIED FORD SERIES



BRSCC Oulton Park NW Centre  
Season Opener  
Oulton Park International  
13<sup>th</sup> April 2024



Timing & Results Provided by Timing Solutions Ltd

[www.tsl-timing.com](http://www.tsl-timing.com)



OultonPark

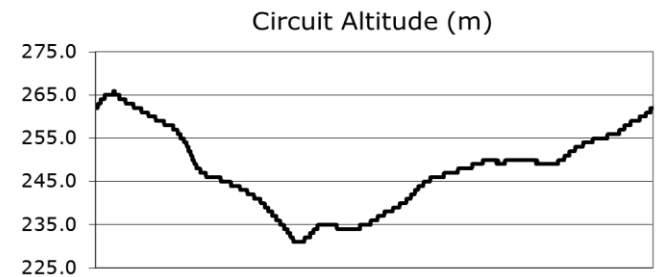
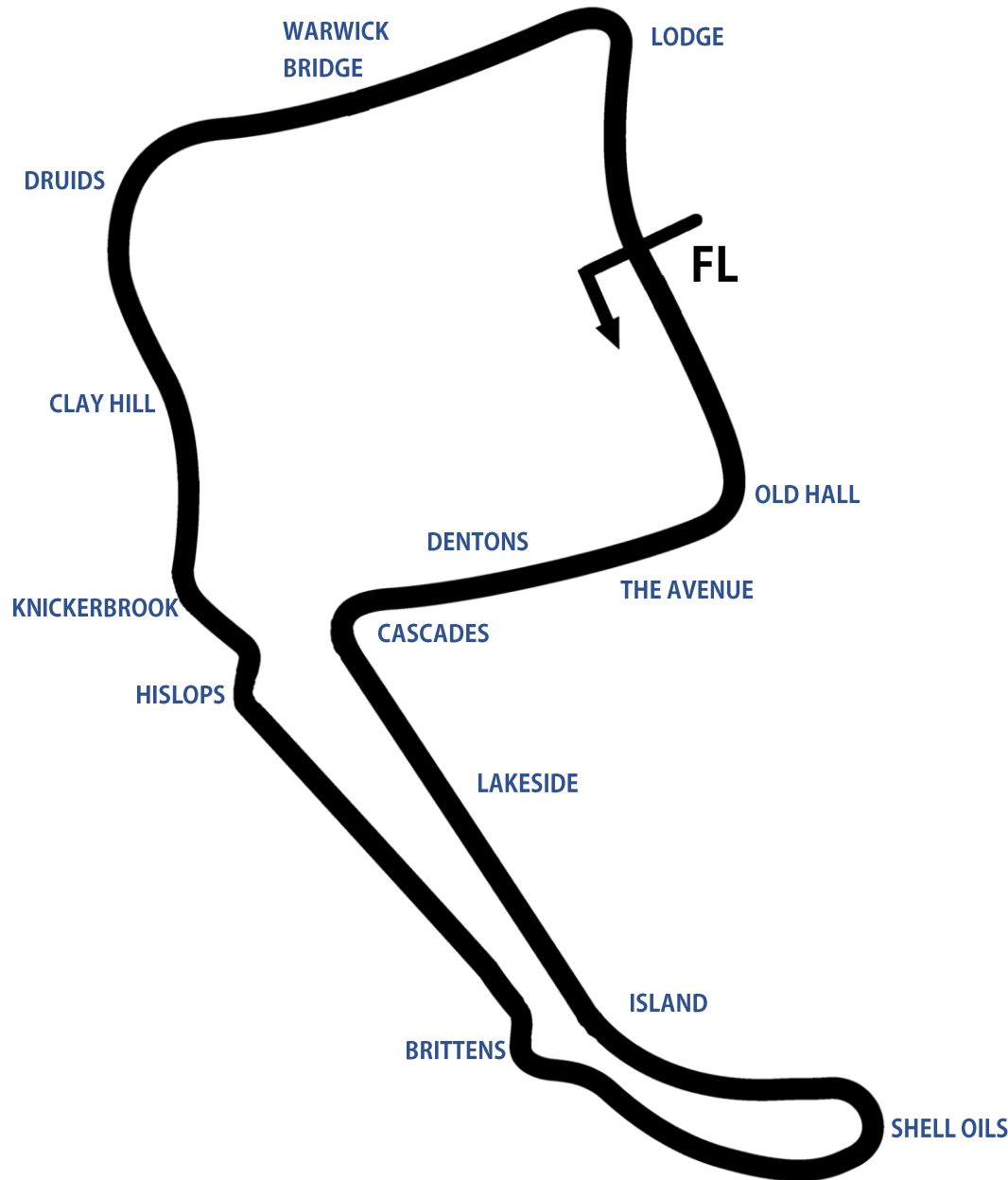
# Oulton Park International Circuit

Little Budworth, Tarporley, Cheshire, UK



SPORTS TIMING

TIMING SOLUTIONS LTD



Length	2.6920 miles   4.332 km   4332.4m		
FL		53.17997 N	2.61294 W
Pit Entry	4314m	53.18011 N	2.61306 W
Pit Exit	180m after FL	53.17836 N	2.61232 W
Pit Entry - Pit Exit	199m, 14.3s @ 50kph, 11.9s @ 60kph		

Results & Live Timing available at – [www.tsl-timing.com](http://www.tsl-timing.com)

Updated - 24/01/2024 11:06

## Modified Ford Series

### QUALIFYING - RACE 3 - CLASSIFICATION

POS	NO	CL	PIC	NAME	ENTRY	TIME	ON	LAPS	GAP	DIFF	MPH
1	56	B+	1	Piers GRANGE	Ford Escort Mk2	1:51.065	8	8			87.25
2	181	SB	1	Jim HUTCHINSON	Ford Escort Mk1 RSR	1:52.045	8	8	0.980	0.980	86.49
3	39	B+	2	Josh PAYTON	Ford Cortina Mk2	1:54.996	7	7	3.931	2.951	84.27
4	74	SB	2	Tom OVENDEN	Ford Escort Mk1 RSR	1:55.111	8	8	4.046	0.115	84.19
5	87	A	1	David MATTHIAS	Ford Sierra Cosworth	1:57.726	6	6	6.661	2.615	82.32
6	33	B+	3	Paul NEVILL	Ford Escort MK2 RS2000	1:58.637	7	7	7.572	0.911	81.68
7	620	B+	4	Todd GARNER	Ford Fiesta ST180	1:58.951	6	7	7.886	0.314	81.47
8	24	B+	5	Alex BOAM	Ford Fiesta Mk6	2:00.315	6	7	9.250	1.364	80.54
9	35	A	2	Mike MANNING	Ford RS500	2:00.862	7	7	9.797	0.547	80.18
10	44	B	1	Oliver BULLION	Ford Fiesta ST150	2:02.038	6	7	10.973	1.176	79.41
11	170	B+	6	Robert LEWIS	Ford Focus ST170	2:02.696	6	7	11.631	0.658	78.98
12	241	B+	7	Sam SHIMWELL	Ford Fiesta	2:02.705	6	6	11.640	0.009	78.98
13	77	A	3	James ALLEN	Ford Focus RS 2WD	2:04.139	6	7	13.074	1.434	78.06
14	29	B	2	Mike THURLEY	Ford Escort Mk1	2:05.269	6	6	14.204	1.130	77.36
15	16	B	3	Chris BAKER	Ford Escort RS 1600i	2:06.927	6	6	15.862	1.658	76.35
16	503	B	4	Jay HINTON	Ford Focus ST170	2:08.203	6	6	17.138	1.276	75.59
17	26	A	4	Alan BRECK	Ford Capri	2:08.812	6	6	17.747	0.609	75.23
18	8	SB	3	Darren OWEN	Ford Escort RSR	2:09.506	5	5	18.441	0.694	74.83
19	86	A	5	Scott MATTHIAS	Ford Sierra Cosworth	2:10.906	6	6	19.841	1.400	74.03
20	94	B	5	Mac McCARTHY	Ford Fiesta ST150	2:11.852	6	6	20.787	0.946	73.50
21	126	SA	1	Luke BENNETT	Ford Taurus Eurocar V8	2:13.042	6	6	21.977	1.190	72.84
22	49	SA	2	Piers WARWICK	Ford Escort Mk1	2:13.722	6	6	22.657	0.680	72.47
23	13	C	1	Dave BARRETT	Ford Fiesta Zetec S	2:14.349	5	6	23.284	0.627	72.13
24	959	A	6	Mick HEAD	Ford Escort Cosworth	2:16.749	6	6	25.684	2.400	70.86
25	28	SA	3	Malcolm WISE	Ford Escort Cosworth	2:17.735	5	6	26.670	0.986	70.36
26	186	B	6	Colin CLAXTON	Ford Escort Mk1 Zakspeed	2:18.051	6	6	26.986	0.316	70.20
27	76	C	2	Kevan HADFIELD	Ford Puma	2:18.130	5	6	27.065	0.079	70.16
28	117	C	3	Shaun HADFIELD	Ford Puma	2:19.251	6	6	28.186	1.121	69.59
29	5	B+	8	Wayne CRABTREE	Ford Escort MK1			2			

#### Comments:

Car 8 has no working transponder - please fix before racing as Blue Book regulations

Weather / Track : Drizzle / Damp

These results are provisional until the conclusion of any judicial and technical matters.

Date: 13/04/2024 Start: 09:13 Finish: 09:28

Oulton Park International: 2.6920 miles

Clerk Of Course:

*Graham Lindley*

Stewards:

Timekeeper:

*Eric Cowell*



Results can be found at [www.tsl-timing.com](http://www.tsl-timing.com)

Printed - 09:33 Saturday, 13 April 2024

## Modified Ford Series

### QUALIFYING - RACE 3 - LAP ANALYSIS

DIFF = Difference To Personal Best Lap

P1 56 Piers GRANGE				
LAP	LAP TIME	DIFF	MPH	TIME OF DAY
1 -				09:15:40.265
2 -	2:08.549	17.484	75.38	09:17:48.814
3 -	2:05.222	14.157	77.39	09:19:54.036
4 -	2:06.469	15.404	76.62	09:22:00.505
5 -	2:02.860 (3)	11.795	78.88	09:24:03.365
6 -	2:05.043	13.978	77.50	09:26:08.408
7 -	1:55.849 (2)	4.784	83.65	09:28:04.257
8 -	<b>1:51.065 (1)</b>		<b>87.25</b>	<b>09:29:55.322</b>

P2 181 Jim HUTCHINSON				
LAP	LAP TIME	DIFF	MPH	TIME OF DAY
1 -				09:15:41.354
2 -	2:08.616	16.571	75.35	09:17:49.970
3 -	2:07.347	15.302	76.10	09:19:57.317
4 -	2:09.493	17.448	74.84	09:22:06.810
5 -	1:59.106 (3)	7.061	81.36	09:24:05.916
6 -	2:00.246	8.201	80.59	09:26:06.162
7 -	1:54.434 (2)	2.389	84.68	09:28:00.596
8 -	<b>1:52.045 (1)</b>		<b>86.49</b>	<b>09:29:52.641</b>

P3 39 Josh PAYTON				
LAP	LAP TIME	DIFF	MPH	TIME OF DAY
1 -				09:17:03.177
2 -	2:23.002	28.006	67.77	09:19:26.179
3 -	2:18.196	23.200	70.12	09:21:44.375
4 -	2:17.834	22.838	70.31	09:24:02.209
5 -	2:08.702 (3)	13.706	75.30	09:26:10.911
6 -	1:58.841 (2)	3.845	81.54	09:28:09.752
7 -	<b>1:54.996 (1)</b>		<b>84.27</b>	<b>09:30:04.748</b>

P4 74 Tom OVENDEN				
LAP	LAP TIME	DIFF	MPH	TIME OF DAY
1 -				09:15:18.859
2 -	2:08.947	13.836	75.15	09:17:27.806
3 -	2:23.221	28.110	67.66	09:19:51.027
4 -	2:11.293	16.182	73.81	09:22:02.320
5 -	2:01.548 (3)	6.437	79.73	09:24:03.868
6 -	2:06.322	11.211	76.71	09:26:10.190
7 -	1:58.743 (2)	3.632	81.61	09:28:08.933
8 -	<b>1:55.111 (1)</b>		<b>84.19</b>	<b>09:30:04.044</b>

P5 87 David MATTHIAS				
LAP	LAP TIME	DIFF	MPH	TIME OF DAY
1 -				09:17:11.433
2 -	2:35.895	38.169	62.16	09:19:47.328
3 -	2:30.017	32.291	64.60	09:22:17.345
4 -	2:15.651 (2)	17.925	71.44	09:24:32.996
5 -	2:19.125 (3)	21.399	69.65	09:26:52.121
6 -	<b>1:57.726 (1)</b>		<b>82.32</b>	<b>09:28:49.847</b>

P6 33 Paul NEVILL				
LAP	LAP TIME	DIFF	MPH	TIME OF DAY
1 -				09:16:31.149
2 -	2:28.941	30.304	65.06	09:19:00.090
3 -	2:23.078	24.441	67.73	09:21:23.168
4 -	2:12.473	13.836	73.15	09:23:35.641
5 -	2:05.632 (3)	6.995	77.14	09:25:41.273
6 -	2:00.997 (2)	2.360	80.09	09:27:42.270

DIFF = Difference To Personal Best Lap

7 - **1:58.637 (1)** **81.68** **09:29:40.907**

P7 620 Todd GARNER				
LAP	LAP TIME	DIFF	MPH	TIME OF DAY
1 -				09:16:58.848
2 -	2:26.442	27.491	66.17	09:19:25.290
3 -	2:17.217	18.266	70.62	09:21:42.507
4 -	2:13.265	14.314	72.72	09:23:55.772
5 -	2:03.362 (3)	4.411	78.55	09:25:59.134
6 -	<b>1:58.951 (1)</b>		<b>81.47</b>	<b>09:27:58.085</b>
7 -	2:01.666 (2)	2.715	79.65	09:29:59.751

P8 24 Alex BOAM				
LAP	LAP TIME	DIFF	MPH	TIME OF DAY
1 -				09:17:17.018
2 -	2:17.527	17.212	70.46	09:19:34.545
3 -	2:08.500 (3)	8.185	75.41	09:21:43.045
4 -	2:06.043 (2)	5.728	76.88	09:23:49.088
5 -	2:14.918	14.603	71.83	09:26:04.006
6 -	<b>2:00.315 (1)</b>		<b>80.54</b>	<b>09:28:04.321</b>
7 -	2:14.694	14.379	71.95	09:30:19.015

P9 35 Mike MANNING				
LAP	LAP TIME	DIFF	MPH	TIME OF DAY
1 -				09:16:04.755
2 -	2:25.308	24.446	66.69	09:18:30.063
3 -	2:14.778	13.916	71.90	09:20:44.841
4 -	2:15.502	14.640	71.52	09:23:00.343
5 -	2:07.100 (3)	6.238	76.24	09:25:07.443
6 -	2:03.885 (2)	3.023	78.22	09:27:11.328
7 -	<b>2:00.862 (1)</b>		<b>80.18</b>	<b>09:29:12.190</b>

P10 44 Oliver BULLION				
LAP	LAP TIME	DIFF	MPH	TIME OF DAY
1 -				09:16:51.713
2 -	2:21.025	18.987	68.72	09:19:12.738
3 -	2:19.063	17.025	69.69	09:21:31.801
4 -	2:09.257	7.219	74.97	09:23:41.058
5 -	2:04.713 (3)	2.675	77.70	09:25:45.771
6 -	<b>2:02.038 (1)</b>		<b>79.41</b>	<b>09:27:47.809</b>
7 -	2:03.114 (2)	1.076	78.71	09:29:50.923

P11 170 Robert LEWIS				
LAP	LAP TIME	DIFF	MPH	TIME OF DAY
1 -				09:16:51.164
2 -	2:27.834	25.138	65.55	09:19:18.998
3 -	2:20.015	17.319	69.21	09:21:39.013
4 -	2:18.868	16.172	69.78	09:23:57.881
5 -	2:08.170 (3)	5.474	75.61	09:26:06.051
6 -	<b>2:02.696 (1)</b>		<b>78.98</b>	<b>09:28:08.747</b>
7 -	2:05.842 (2)	3.146	77.01	09:30:14.589

P12 241 Sam SHIMWELL				
LAP	LAP TIME	DIFF	MPH	TIME OF DAY
1 -				09:17:19.077
2 -	2:30.311	27.606	64.47	09:19:49.388
3 -	2:18.735	16.030	69.85	09:22:08.123
4 -	2:06.918 (3)	4.213	76.35	09:24:15.041
5 -	2:05.064 (2)	2.359	77.49	09:26:20.105
6 -	<b>2:02.705 (1)</b>		<b>78.98</b>	<b>09:28:22.810</b>

## Modified Ford Series

### QUALIFYING - RACE 3 - LAP ANALYSIS

DIFF = Difference To Personal Best Lap

P13 77 James ALLEN				
LAP	LAP TIME	DIFF	MPH	TIME OF DAY
1 -				09:15:37.117
2 -	2:21.559 P	17.420	68.46	09:17:58.676
3 -	2:49.353	45.214	57.22	09:20:48.029
4 -	2:10.544	6.405	74.23	09:22:58.573
5 -	2:08.104 (3)	3.965	75.65	09:25:06.677
6 -	<b>2:04.139 (1)</b>		<b>78.06</b>	<b>09:27:10.816</b>
7 -	2:04.339 (2)	0.200	77.94	09:29:15.155

P14 29 Mike THURLEY				
LAP	LAP TIME	DIFF	MPH	TIME OF DAY
1 -				09:16:41.966
2 -	2:27.314	22.045	65.78	09:19:09.280
3 -	2:27.454	22.185	65.72	09:21:36.734
4 -	2:22.476 (3)	17.207	68.02	09:23:59.210
5 -	2:10.811 (2)	5.542	74.08	09:26:10.021
6 -	<b>2:05.269 (1)</b>		<b>77.36</b>	<b>09:28:15.290</b>

P15 16 Chris BAKER				
LAP	LAP TIME	DIFF	MPH	TIME OF DAY
1 -				09:17:14.241
2 -	2:36.447	29.520	61.94	09:19:50.688
3 -	2:24.735	17.808	66.95	09:22:15.423
4 -	2:12.185 (3)	5.258	73.31	09:24:27.608
5 -	2:07.132 (2)	0.205	76.23	09:26:34.740
6 -	<b>2:06.927 (1)</b>		<b>76.35</b>	<b>09:28:41.667</b>

P16 503 Jay HINTON				
LAP	LAP TIME	DIFF	MPH	TIME OF DAY
1 -				09:17:04.469
2 -	2:22.699	14.496	67.91	09:19:27.168
3 -	2:17.619	9.416	70.42	09:21:44.787
4 -	2:13.663 (3)	5.460	72.50	09:23:58.450
5 -	2:08.622 (2)	0.419	75.34	09:26:07.072
6 -	<b>2:08.203 (1)</b>		<b>75.59</b>	<b>09:28:15.275</b>

P17 26 Alan BRECK				
LAP	LAP TIME	DIFF	MPH	TIME OF DAY
1 -				09:17:16.382
2 -	2:41.079	32.267	60.16	09:19:57.461
3 -	2:53.272	44.460	55.93	09:22:50.733
4 -	2:15.942 (3)	7.130	71.28	09:25:06.675
5 -	2:12.610 (2)	3.798	73.08	09:27:19.285
6 -	<b>2:08.812 (1)</b>		<b>75.23</b>	<b>09:29:28.097</b>

P18 8 Darren OWEN				
LAP	LAP TIME	DIFF	MPH	TIME OF DAY
1 -				09:19:16.558
2 -	2:25.302	15.796	66.69	09:21:41.860
3 -	2:22.319 (3)	12.813	68.09	09:24:04.179
4 -	2:13.286 (2)	3.780	72.71	09:26:17.465
5 -	<b>2:09.506 (1)</b>		<b>74.83</b>	<b>09:28:26.971</b>

P19 86 Scott MATTHIAS				
LAP	LAP TIME	DIFF	MPH	TIME OF DAY
1 -				09:17:13.183
2 -	2:34.942	24.036	62.54	09:19:48.125
3 -	2:26.974	16.068	65.93	09:22:15.099

DIFF = Difference To Personal Best Lap

4 -	2:17.492 (3)	6.586	70.48	09:24:32.591
5 -	2:15.847 (2)	4.941	71.33	09:26:48.438
6 -	<b>2:10.906 (1)</b>		<b>74.03</b>	<b>09:28:59.344</b>

P20 94 Mac McCARTHY				
LAP	LAP TIME	DIFF	MPH	TIME OF DAY
1 -				09:18:04.139
2 -	2:30.181	18.329	64.53	09:20:34.320
3 -	2:27.110	15.258	65.87	09:23:01.430
4 -	2:20.398 (3)	8.546	69.02	09:25:21.828
5 -	2:13.364 (2)	1.512	72.66	09:27:35.192
6 -	<b>2:11.852 (1)</b>		<b>73.50</b>	<b>09:29:47.044</b>

P21 126 Luke BENNETT				
LAP	LAP TIME	DIFF	MPH	TIME OF DAY
1 -				09:17:18.421
2 -	2:39.918	26.876	60.60	09:19:58.339
3 -	2:27.483	14.441	65.71	09:22:25.822
4 -	2:20.903 (3)	7.861	68.77	09:24:46.725
5 -	2:15.128 (2)	2.086	71.71	09:27:01.853
6 -	<b>2:13.042 (1)</b>		<b>72.84</b>	<b>09:29:14.895</b>

P22 49 Piers WARWICK				
LAP	LAP TIME	DIFF	MPH	TIME OF DAY
1 -				09:16:33.645
2 -	2:37.454	23.732	61.55	09:19:11.099
3 -	2:29.306	15.584	64.90	09:21:40.405
4 -	2:26.940 (3)	13.218	65.95	09:24:07.345
5 -	2:18.407 (2)	4.685	70.02	09:26:25.752
6 -	<b>2:13.722 (1)</b>		<b>72.47</b>	<b>09:28:39.474</b>

P23 13 Dave BARRETT				
LAP	LAP TIME	DIFF	MPH	TIME OF DAY
1 -				09:17:20.591
2 -	2:33.344	18.995	63.19	09:19:53.935
3 -	2:29.750	15.401	64.71	09:22:23.685
4 -	2:21.922 (2)	7.573	68.28	09:24:45.607
5 -	<b>2:14.349 (1)</b>		<b>72.13</b>	<b>09:26:59.956</b>
6 -	2:23.991 (3)	9.642	67.30	09:29:23.947

P24 959 Mick HEAD				
LAP	LAP TIME	DIFF	MPH	TIME OF DAY
1 -				09:17:09.990
2 -	2:43.941	27.192	59.11	09:19:53.931
3 -	2:36.048	19.299	62.10	09:22:29.979
4 -	2:29.014 (3)	12.265	65.03	09:24:58.993
5 -	2:21.405 (2)	4.656	68.53	09:27:20.398
6 -	<b>2:16.749 (1)</b>		<b>70.86</b>	<b>09:29:37.147</b>

P25 28 Malcolm WISE				
LAP	LAP TIME	DIFF	MPH	TIME OF DAY
1 -				09:16:31.247
2 -	2:37.360	19.625	61.58	09:19:08.607
3 -	2:27.481	9.746	65.71	09:21:36.088
4 -	2:26.017 (2)	8.282	66.37	09:24:02.105
5 -	<b>2:17.735 (1)</b>		<b>70.36</b>	<b>09:26:19.840</b>
6 -	2:26.508 (3)	8.773	66.14	09:28:46.348

## Modified Ford Series

### QUALIFYING - RACE 3 - LAP ANALYSIS

DIFF = Difference To Personal Best Lap

<b>P26 186 Colin CLAXTON</b>				
LAP	LAP TIME	DIFF	MPH	TIME OF DAY
1 -				09:16:30.575
2 -	2:36.331	18.280	61.99	09:19:06.906
3 -	2:31.823	13.772	63.83	09:21:38.729
4 -	2:26.907 (3)	8.856	65.96	09:24:05.636
5 -	2:19.499 (2)	1.448	69.47	09:26:25.135
6 -	<b>2:18.051 (1)</b>		<b>70.20</b>	<b>09:28:43.186</b>

<b>P27 76 Kevan HADFIELD</b>				
LAP	LAP TIME	DIFF	MPH	TIME OF DAY
1 -				09:17:07.023
2 -	2:39.603	21.473	60.72	09:19:46.626
3 -	2:36.844	18.714	61.78	09:22:23.470
4 -	2:22.015 (2)	3.885	68.24	09:24:45.485
5 -	<b>2:18.130 (1)</b>		<b>70.16</b>	<b>09:27:03.615</b>
6 -	2:23.899 (3)	5.769	67.34	09:29:27.514

<b>P28 117 Shaun HADFIELD</b>				
LAP	LAP TIME	DIFF	MPH	TIME OF DAY
1 -				09:17:08.549
2 -	2:40.593	21.342	60.34	09:19:49.142
3 -	2:36.122	16.871	62.07	09:22:25.264
4 -	2:25.951 (3)	6.700	66.40	09:24:51.215
5 -	2:23.359 (2)	4.108	67.60	09:27:14.574
6 -	<b>2:19.251 (1)</b>		<b>69.59</b>	<b>09:29:33.825</b>

<b>P29 5 Wayne CRABTREE</b>				
LAP	LAP TIME	DIFF	MPH	TIME OF DAY
1 -				<b>09:16:41.393</b>
2 -	2:42.098 P		59.78	09:19:23.491

## Modified Ford Series

### QUALIFYING - RACE 3 - STATISTICS

**Competitors Started** 29  
**Planned Start** 2024-04-13 @ 09:20:00.000  
**Actual Start** 2024-04-13 @ 09:13:13.001  
**Finish Time** 2024-04-13 @ 09:28:13.699  
**Track Length** 2.6920mi.  
**Total Laps** 183  
**Total Distance Covered** 492.6412mi.

#### Session Fastest Lap History

NO	CL	NAME	LAP TIME	TIME OF DAY	LAP	VEHICLE
74	SB	Tom OVENDEN	<b>2:08.947</b>	09:17:27.801	2	Ford Escort Mk1 RSR
56	B+	Piers GRANGE	<b>2:08.549</b>	09:17:48.802	2	Ford Escort Mk2
56	B+	Piers GRANGE	<b>2:05.222</b>	09:19:54.036	3	Ford Escort Mk2
56	B+	Piers GRANGE	<b>2:02.860</b>	09:24:03.354	5	Ford Escort Mk2
74	SB	Tom OVENDEN	<b>2:01.548</b>	09:24:03.864	5	Ford Escort Mk1 RSR
181	SB	Jim HUTCHINSON	<b>1:59.106</b>	09:24:05.912	5	Ford Escort Mk1 RSR
620	B+	Todd GARNER	<b>1:58.951</b>	09:27:58.083	6	Ford Fiesta ST180
181	SB	Jim HUTCHINSON	<b>1:54.434</b>	09:28:00.592	7	Ford Escort Mk1 RSR
181	SB	Jim HUTCHINSON	<b>1:52.045</b>	09:29:52.637	8	Ford Escort Mk1 RSR
56	B+	Piers GRANGE	<b>1:51.065</b>	09:29:55.312	8	Ford Escort Mk2

#### Flag History

TYPE	TIME OF DAY
GREEN	09:13:13.001
FINISH	09:28:13.699

#### Flag Statistics

TYPE	COUNT	TOTAL LAPS	TOTAL TIME
Green	1	8	17:10.599
Red	0	0	0.000
Safety Car	0	0	0.000
FCY	0	0	0.000

## Modified Ford Series

### QUALIFYING - RACE 3 - STATISTICS

CLASS : B+

8 Starters

#### Fastest Lap History

NO	NAME	LAP TIME	TIME OF DAY	LAP	VEHICLE
56	Piers GRANGE	2:08.549	09:17:48.802	2	Ford Escort Mk2
56	Piers GRANGE	2:05.222	09:19:54.036	3	Ford Escort Mk2
56	Piers GRANGE	2:02.860	09:24:03.354	5	Ford Escort Mk2
33	Paul NEVILL	2:00.997	09:27:42.262	6	Ford Escort MK2 RS2000
620	Todd GARNER	1:58.951	09:27:58.083	6	Ford Fiesta ST180
56	Piers GRANGE	1:55.849	09:28:04.246	7	Ford Escort Mk2
56	Piers GRANGE	1:51.065	09:29:55.312	8	Ford Escort Mk2



## Modified Ford Series

### QUALIFYING - RACE 3 - STATISTICS

CLASS : SB

3 Starters

#### Fastest Lap History

NO	NAME	LAP TIME	TIME OF DAY	LAP	VEHICLE
74	Tom OVENDEN	<b>2:08.947</b>	09:17:27.801	2	Ford Escort Mk1 RSR
181	Jim HUTCHINSON	<b>2:08.616</b>	09:17:49.966	2	Ford Escort Mk1 RSR
181	Jim HUTCHINSON	<b>2:07.347</b>	09:19:57.313	3	Ford Escort Mk1 RSR
74	Tom OVENDEN	<b>2:01.548</b>	09:24:03.864	5	Ford Escort Mk1 RSR
181	Jim HUTCHINSON	<b>1:59.106</b>	09:24:05.912	5	Ford Escort Mk1 RSR
181	Jim HUTCHINSON	<b>1:54.434</b>	09:28:00.592	7	Ford Escort Mk1 RSR
181	Jim HUTCHINSON	<b>1:52.045</b>	09:29:52.637	8	Ford Escort Mk1 RSR

## Modified Ford Series

### QUALIFYING - RACE 3 - STATISTICS

CLASS : C

3 Starters

#### Fastest Lap History

NO	NAME	LAP TIME	TIME OF DAY	LAP	VEHICLE
76	Kevan HADFIELD	<b>2:39.603</b>	09:19:46.632	2	Ford Puma
13	Dave BARRETT	<b>2:33.344</b>	09:19:53.935	2	Ford Fiesta Zetec S
13	Dave BARRETT	<b>2:29.750</b>	09:22:23.691	3	Ford Fiesta Zetec S
76	Kevan HADFIELD	<b>2:22.015</b>	09:24:45.491	4	Ford Puma
13	Dave BARRETT	<b>2:21.922</b>	09:24:45.607	4	Ford Fiesta Zetec S
13	Dave BARRETT	<b>2:14.349</b>	09:26:59.962	5	Ford Fiesta Zetec S

## Modified Ford Series

### QUALIFYING - RACE 3 - STATISTICS

CLASS : B

6 Starters

#### Fastest Lap History

NO	NAME	LAP TIME	TIME OF DAY	LAP	VEHICLE
186	Colin CLAXTON	<b>2:36.331</b>	09:19:06.916	2	Ford Escort Mk1 Zakspeed
29	Mike THURLEY	<b>2:27.314</b>	09:19:09.278	2	Ford Escort Mk1
44	Oliver BULLION	<b>2:21.025</b>	09:19:12.726	2	Ford Fiesta ST150
44	Oliver BULLION	<b>2:19.063</b>	09:21:31.788	3	Ford Fiesta ST150
503	Jay HINTON	<b>2:17.619</b>	09:21:44.778	3	Ford Focus ST170
44	Oliver BULLION	<b>2:09.257</b>	09:23:41.046	4	Ford Fiesta ST150
44	Oliver BULLION	<b>2:04.713</b>	09:25:45.759	5	Ford Fiesta ST150
44	Oliver BULLION	<b>2:02.038</b>	09:27:47.798	6	Ford Fiesta ST150

## Modified Ford Series

### QUALIFYING - RACE 3 - STATISTICS

CLASS : A

6 Starters

#### Fastest Lap History

NO	NAME	LAP TIME	TIME OF DAY	LAP	VEHICLE
35	Mike MANNING	2:25.308	09:18:30.051	2	Ford RS500
35	Mike MANNING	2:14.778	09:20:44.830	3	Ford RS500
77	James ALLEN	2:10.544	09:22:58.581	4	Ford Focus RS 2WD
77	James ALLEN	2:08.104	09:25:06.703	5	Ford Focus RS 2WD
35	Mike MANNING	2:07.100	09:25:07.433	5	Ford RS500
77	James ALLEN	2:04.139	09:27:10.824	6	Ford Focus RS 2WD
35	Mike MANNING	2:03.885	09:27:11.319	6	Ford RS500
87	David MATTHIAS	1:57.726	09:28:49.887	6	Ford Sierra Cosworth

## Modified Ford Series

### QUALIFYING - RACE 3 - STATISTICS

CLASS : SA


3 Starters

#### Fastest Lap History

NO	NAME	LAP TIME	TIME OF DAY	LAP	VEHICLE
28	Malcolm WISE	2:37.360	09:19:08.598	2	Ford Escort Cosworth
28	Malcolm WISE	2:27.481	09:21:36.079	3	Ford Escort Cosworth
28	Malcolm WISE	2:26.017	09:24:02.096	4	Ford Escort Cosworth
126	Luke BENNETT	2:20.903	09:24:46.752	4	Ford Taurus Eurocar V8
28	Malcolm WISE	2:17.735	09:26:19.832	5	Ford Escort Cosworth
126	Luke BENNETT	2:15.128	09:27:01.878	5	Ford Taurus Eurocar V8
49	Piers WARWICK	2:13.722	09:28:39.467	6	Ford Escort Mk1
126	Luke BENNETT	2:13.042	09:29:14.920	6	Ford Taurus Eurocar V8

# Modified Ford Series

## RACE 3 - GRID (15 minutes)

ROW 15	29	<b>5</b> Wayne CRABTREE	
ROW 14	27	<b>76</b> 2:18.130 Kevan HADFIELD	28 <b>117</b> 2:19.251 Shaun HADFIELD
ROW 13	25	<b>28</b> 2:17.735 Malcolm WISE	26 <b>186</b> 2:18.051 Colin CLAXTON
ROW 12	23	<b>13</b> 2:14.349 Dave BARRETT	24 <b>959</b> 2:16.749 Mick HEAD
ROW 11	21	<b>126</b> 2:13.042 Luke BENNETT	22 <b>49</b> 2:13.722 Piers WARWICK
ROW 10	19	<b>86</b> 2:10.906 Scott MATTHIAS	20 <b>94</b> 2:11.852 Mac McCARTHY
ROW 9	17	<b>26</b> 2:08.812 Alan BRECK	18 <b>8</b> 2:09.506 Darren OWEN
ROW 8	15	<b>16</b> 2:06.927 Chris BAKER	16 <b>503</b> 2:08.203 Jay HINTON
ROW 7	13	<b>77</b> 2:04.139 James ALLEN	14 <b>29</b> 2:05.269 Mike THURLEY
ROW 6	11	<b>170</b> 2:02.696 Robert LEWIS	12 <b>241</b> 2:02.705 Sam SHIMWELL
ROW 5	9	<b>35</b> 2:00.862 Mike MANNING	10 <b>44</b> 2:02.038 Oliver BULLION
ROW 4	7	<b>620</b> 1:58.951 Todd GARNER	8 <b>24</b> 2:00.315 Alex BOAM
ROW 3	5	<b>87</b> 1:57.726 David MATTHIAS	6 <b>33</b> 1:58.637 Paul NEVILL
ROW 2	3	<b>39</b> 1:54.996 Josh PAYTON	4 <b>74</b> 1:55.111 Tom OVENDEN
ROW 1	1	<b>56</b> 1:51.065 Piers GRANGE	2 <b>181</b> 1:52.045 Jim HUTCHINSON
<b>Pole</b>			
			

These results are provisional until the conclusion of any judicial and technical matters.

Oulton Park International: 2.6920 miles

Clerk Of Course: <i>Graham Lindley</i>	Stewards:	Timekeeper: <i>Eric Cowell</i>	
---	-----------	-----------------------------------	---

Results can be found at [www.tsl-timing.com](http://www.tsl-timing.com)

Printed - 09:35 Saturday, 13 April 2024

## Modified Ford Series

### RACE 3 - CLASSIFICATION - AMENDED

Race Distance: 6 Laps / 16.15 miles

POS	NO	CL	PIC	NAME	ENTRY	LAPS	TIME	GAP	DIFF	MPH	BEST	ON	GRD	↑↓
1	181	SB	1	Jim HUTCHINSON	Ford Escort Mk1 RSR	6	16:58.862			57.07	2:04.441	6	2	1
2	74	SB	2	Tom OVENDEN	Ford Escort Mk1 RSR	6	17:07.199	8.337	8.337	56.60	2:07.691	5	4	2
3	77	A	1	James ALLEN	Ford Focus RS 2WD	6	17:13.433	14.571	6.234	56.26	2:11.560	5	13	10
4	44	B	1	Oliver BULLION	Ford Fiesta ST150	6	17:14.479	15.617	1.046	56.20	2:11.754	6	10	6
5	620	B+	1	Todd GARNER	Ford Fiesta ST180	6	17:27.931	29.069	13.452	55.48	2:16.224	6	7	2
6	39	B+	2	Josh PAYTON	Ford Cortina Mk2	6	17:28.032	29.170	0.101	55.48	2:18.807	6	3	-3
7	170	B+	3	Robert LEWIS	Ford Focus ST170	6	17:34.425	35.563	6.393	55.14	2:19.459	6	11	4
8	24	B+	4	Alex BOAM	Ford Fiesta Mk6	6	17:34.868	36.006	0.443	55.12	2:20.708	6	8	0
9	29	B	2	Mike THURLEY	Ford Escort Mk1	6	17:36.509	37.647	1.641	55.03	2:21.142	6	14	5
10	26	A	2	Alan BRECK	Ford Capri	6	17:40.885	42.023	4.376	54.81	2:20.023	6	17	7
11	5	B+	5	Wayne CRABTREE	Ford Escort MK1	6	17:42.476	43.614	1.591	54.72	2:21.090	6	29	18
12	35	A	3	Mike MANNING	Ford RS500	6	17:42.757	43.895	0.281	54.71	2:18.460	6	9	-3
13	94	B	3	Mac McCARTHY	Ford Fiesta ST150	6	17:44.202	45.340	1.445	54.63	2:24.073	6	20	7
14	49	SA	1	Piers WARWICK	Ford Escort Mk1	6	17:45.055	46.193	0.853	54.59	2:22.794	6	22	8
15	186	B	4	Colin CLAXTON	Ford Escort Mk1 Zakspeed	6	17:52.497	53.635	7.442	54.21	2:25.120	6	26	11
16	126	SA	2	Luke BENNETT	Ford Taurus Eurocar V8	6	17:56.313	57.451	3.816	54.02	2:29.193	6	21	5
17	13	C	1	Dave BARRETT	Ford Fiesta Zetec S	6	17:56.632	57.770	0.319	54.00	2:26.428	6	23	6
18	28	SA	3	Malcolm WISE	Ford Escort Cosworth	6	17:56.967	58.105	0.335	53.99	2:26.249	6	25	7
19	76	C	2	Kevan HADFIELD	Ford Puma	6	17:58.186	59.324	1.219	53.93	2:25.774	6	27	8
20	117	C	3	Shaun HADFIELD	Ford Puma	6	17:58.784	59.922	0.598	53.90	2:24.621	6	28	8
21	959	A	4	Mick HEAD	Ford Escort Cosworth	6	18:37.578	1:38.716	38.794	52.03	2:35.617	6	24	3
22	56	B+	6	Piers GRANGE	Ford Escort Mk2	4	17:35.014	2 Laps	2 Laps	36.74	2:10.402	1	1	-21

#### NOT CLASSIFIED

DNF	503	B		Jay HINTON	Ford Focus ST170	5	15:12.851	1 Lap	0.000	53.08	2:20.579	5	16	
DNF	16	B		Chris BAKER	Ford Escort RS 1600i	5	15:15.688	1 Lap	2.837	52.91	2:21.432	5	15	
DNF	86	A		Scott MATTHIAS	Ford Sierra Cosworth	3	9:26.644	3 Laps	2 Laps	51.30	2:51.570	2	19	
DNF	87	A		David MATTHIAS	Ford Sierra Cosworth	3	9:28.907	3 Laps	2.263	51.10	2:50.995	2	5	
DNF	241	B+		Sam SHIMWELL	Ford Fiesta	2	5:13.532	4 Laps	1 Lap	61.82	2:32.751	1	12	
DNF	33	B+		Paul NEVILL	Ford Escort MK2 RS2000	1	3:48.795	5 Laps	1 Lap	42.35			6	
DQ	8	SB		Darren OWEN	Ford Escort RSR								18	

#### FASTEST LAP

181	SB	Jim HUTCHINSON	Ford Escort Mk1 RSR	6	2:04.441	77.87 mph	125.33 kph
56	B+	Piers GRANGE	Ford Escort Mk2	1	2:10.402	74.31 mph	119.60 kph
77	A	James ALLEN	Ford Focus RS 2WD	5	2:11.560	73.66 mph	118.55 kph
44	B	Oliver BULLION	Ford Fiesta ST150	6	2:11.754	73.55 mph	118.37 kph
49	SA	Piers WARWICK	Ford Escort Mk1	6	2:22.794	67.86 mph	109.22 kph
117	C	Shaun HADFIELD	Ford Puma	6	2:24.621	67.01 mph	107.84 kph

#### Comments:

CARS 8 & 620 YOU MUST HAVE A WORKING TRANSPONDER BEFORE RACE 2

Car 8 disqualified - overtaking under yellow flags

Weather / Track : Cloudy / Dry

These results are provisional until the conclusion of any judicial and technical matters.

Date: 13/04/2024 Start: 11:39 Finish: 11:56

Oulton Park International: 2.6920 miles

Clerk Of Course:

*Graham Lindley*

Stewards:

Timekeeper:

*Eric Cowell*



Results can be found at [www.tsl-timing.com](http://www.tsl-timing.com)

Printed - 13:03 Saturday, 13 April 2024

# Modified Ford Series

## RACE 3 - LAP CHART

LAP 1 @ 11:41:23.915			LAP 2 @ 11:43:44.108			LAP 3 @ 11:48:06.615			LAP 4 @ 11:52:03.499			LAP 5 @ 11:54:09.436		
NO	BEHIND	LAP TIME	NO	BEHIND	LAP TIME	NO	BEHIND	LAP TIME	NO	BEHIND	LAP TIME	NO	BEHIND	LAP TIME
181		2:08.900	181		2:20.193	181		4:22.507	181		3:56.884	181		2:05.937
56	1.502	2:10.402	74	5.795	2:19.338	74	1.010	4:17.722	74	0.336	3:56.210	74	2.090	2:07.691
74	6.650	2:15.550	77	24.932	2:27.097	77	1.716	3:59.291	77	0.959	3:56.127	77	6.582	2:11.560
39	17.031	2:25.931	39	26.038	2:29.200	39	2.780	3:59.249	39	1.638	3:55.742	44	8.304	2:12.558
44	17.504	2:26.404	44	26.479	2:29.168	44	4.083	4:00.111	44	1.683	3:54.484	39	14.804	2:19.103
77	18.028	2:26.928	24	36.801	2:35.492	24	6.033	3:51.739	24	1.911	3:52.762	620	17.286	2:21.243
24	21.502	2:30.402	35	37.232	2:34.802	35	7.042	3:52.317	620	1.980	3:51.142	8	17.517	2:20.564
620	21.973	2:30.873	620	41.061	2:39.281	620	7.722	3:49.168	35	2.325	3:52.167	503	18.430	2:20.579
35	22.623	2:31.523	8	42.037	2:38.109	8	8.877	3:49.347	8	2.890	3:50.897	24	19.739	2:23.765
170	23.115	2:32.015	170	43.188	2:40.266	170	9.461	3:48.780	170	3.243	3:50.666	170	20.545	2:23.239
503	23.368	2:32.268	503	43.599	2:40.424	503	10.160	3:49.068	503	3.788	3:50.512	29	20.946	2:21.517
241	23.851	2:32.751	241	44.439	2:40.781	29	12.044	3:48.695	29	5.366	3:50.206	16	21.267	2:21.432
8	24.121	2:33.021	29	45.856	2:40.934	16	12.918	3:47.549	16	5.772	3:49.738	94	25.708	2:25.357
29	25.115	2:34.015	16	47.876	2:42.670	94	13.860	3:47.142	94	6.288	3:49.312	26	26.441	2:25.262
16	25.399	2:34.299	94	49.225	2:35.607	26	14.696	3:45.867	26	7.116	3:49.304	5	26.965	2:23.939
94	33.811	2:42.711	26	51.336	2:36.205	49	15.704	3:45.974	49	7.552	3:48.732	49	27.840	2:26.225
26	35.324	2:44.224	49	52.237	2:36.622	126	17.078	3:38.012	126	8.667	3:48.473	56	2 Laps	2:17.845
49	35.808	2:44.708	126	1:01.573	2:43.543	5	18.034	3:38.532	5	8.963	3:47.813	35	29.876	2:33.488
126	38.223	2:47.123	5	1:02.009	2:43.263	13	19.603	3:38.465	13	9.725	3:47.006	126	32.699	2:29.969
5	38.939	2:47.839	13	1:03.645	2:43.992	186	20.737	3:38.679	186	10.433	3:46.580	186	32.956	2:28.460
13	39.846	2:48.746	186	1:04.565	2:43.860	959	21.351	3:36.452	959	11.586	3:47.119	13	35.783	2:31.995
186	40.898	2:49.798	959	1:07.406	2:45.029	28	22.846	3:36.669	28	12.816	3:46.854	28	36.297	2:29.418
959	42.570	2:51.470	28	1:08.684	2:45.741	76	24.480	3:36.955	76	14.510	3:46.914	76	37.991	2:29.418
28	43.136	2:52.036	76	1:10.032	2:46.474	117	25.388	3:36.275	117	15.896	3:47.392	117	39.742	2:29.783
76	43.751	2:52.651	117	1:11.620	2:47.253	86	35.044	3:36.707 P	56	2 Laps	10:55.627	959	1:07.540	3:01.891
117	44.560	2:53.460	86	1:20.844	2:51.570	87	37.307	3:37.227 P						
86	49.467	2:58.367	87	1:22.587	2:50.995									
87	51.785	3:00.685												
33	1:39.895	3:48.795 P												



# Modified Ford Series

## RACE 3 - LAP CHART

**LAP 6** @ 11:56:13.877

NO	BEHIND	LAP TIME
181		2:04.441
74	8.337	2:10.688
77	14.571	2:12.430
44	15.617	2:11.754
8	26.828	2:13.752
620	29.069	2:16.224
39	29.170	2:18.807
170	35.563	2:19.459
24	36.006	2:20.708
56	2 Laps	2:11.140
29	37.647	2:21.142
26	42.023	2:20.023
5	43.614	2:21.090
35	43.895	2:18.460
94	45.340	2:24.073
49	46.193	2:22.794
186	53.635	2:25.120
126	57.451	2:29.193
13	57.770	2:26.428
28	58.105	2:26.249
76	59.324	2:25.774
117	59.922	2:24.621
959	1:38.716	2:35.617

# Modified Ford Series

## RACE 3 - POSITION CHART

No	Name	Lap Pos	Lap					
			1	2	3	4	5	6
56	GRANGE	1	181	181	181	181	181	181
181	HUTCHINSON	2	56	74	74	74	74	74
39	PAYTON	3	74	77	77	77	77	77
74	OVENDEN	4	39	39	39	39	44	44
87	MATTHIAS	5	44	44	44	44	39	8
33	NEVILL	6	77	24	24	24	620	620
620	GARNER	7	24	35	35	620	8	39
24	BOAM	8	620	620	620	35	503	170
35	MANNING	9	35	8	8	8	24	24
44	BULLION	10	170	170	170	170	170	29
170	LEWIS	11	503	503	503	503	29	26
241	SHIMWELL	12	241	241	29	29	16	5
77	ALLEN	13	8	29	16	16	94	35
29	THURLEY	14	29	16	94	94	26	94
16	BAKER	15	16	94	26	26	5	49
503	HINTON	16	94	26	49	49	49	186
26	BRECK	17	26	49	126	126	35	126
8	OWEN	18	49	126	5	5	126	13
86	MATTHIAS	19	126	5	13	13	186	28
94	McCARTHY	20	5	13	186	186	13	76
126	BENNETT	21	13	186	959	959	28	117
49	WARWICK	22	186	959	28	28	76	959
13	BARRETT	23	959	28	76	76	117	
959	HEAD	24	28	76	117	117	959	
28	WISE	25	76	117	86	56		
186	CLAXTON	26	117	86	87			
76	HADFIELD	27	86	87	56			
117	HADFIELD	28	87	56				
5	CRABTREE	29	33					

# Modified Ford Series

## RACE 3 - STATISTICS

**Competitors Started** 29  
**Planned Start** 2024-04-13 @ 11:45:00.000  
**Actual Start** 2024-04-13 @ 11:39:15.014  
**Finish Time** 2024-04-13 @ 11:56:13.876  
**Track Length** 2.6920mi.  
**Total Laps** 155  
**Total Distance Covered** 417.2644mi.

### Session Fastest Lap History

NO	CL	NAME	LAP TIME	TIME OF DAY	LAP	VEHICLE
181	SB	Jim HUTCHINSON	<b>2:08.900</b>	11:41:23.911	1	Ford Escort Mk1 RSR
181	SB	Jim HUTCHINSON	<b>2:05.937</b>	11:54:09.432	5	Ford Escort Mk1 RSR
181	SB	Jim HUTCHINSON	<b>2:04.441</b>	11:56:13.873	6	Ford Escort Mk1 RSR

### Session Leader History

NO	CL	NAME	FROM LAP	LAPS LED	DISTANCE	VEHICLE
181	SB	Jim HUTCHINSON	1	6	16.15 miles	Ford Escort Mk1 RSR

### Flag History

TYPE	TIME OF DAY
GREEN	11:39:15.014
SAFETY	11:42:32.206
GREEN	11:52:02.186
FINISH	11:56:13.876

### Flag Statistics

TYPE	COUNT	TOTAL LAPS	TOTAL TIME
Green	2	4	9:16.063
Red	0	0	0.000
Safety Car	1	2	9:29.979
FCY	0	0	0.000

**Modified Ford Series**  
**RACE 3 - STATISTICS**

**CLASS : B+**

**8 Starters**

**Fastest Lap History**

NO	NAME	LAP TIME	TIME OF DAY	LAP	VEHICLE
56	Piers GRANGE	<b>2:10.402</b>	11:41:25.406	1	Ford Escort Mk2

**Leader History**

NO	NAME	FROM LAP	LAPS LED	DISTANCE	VEHICLE
56	Piers GRANGE	1	1	2.69 miles	Ford Escort Mk2
39	Josh PAYTON	2	4	10.76 miles	Ford Cortina Mk2
620	Todd GARNER	6	1	2.69 miles	Ford Fiesta ST180

**Modified Ford Series**  
**RACE 3 - STATISTICS**

**CLASS : SB**

**3 Starters**

**Fastest Lap History**

NO	NAME	LAP TIME	TIME OF DAY	LAP	VEHICLE
181	Jim HUTCHINSON	<b>2:08.900</b>	11:41:23.911	1	Ford Escort Mk1 RSR
181	Jim HUTCHINSON	<b>2:05.937</b>	11:54:09.432	5	Ford Escort Mk1 RSR
181	Jim HUTCHINSON	<b>2:04.441</b>	11:56:13.873	6	Ford Escort Mk1 RSR

**Leader History**

NO	NAME	FROM LAP	LAPS LED	DISTANCE	VEHICLE
181	Jim HUTCHINSON	1	6	16.15 miles	Ford Escort Mk1 RSR

# Modified Ford Series

## RACE 3 - STATISTICS

CLASS : C

3 Starters

### Fastest Lap History

NO	NAME	LAP TIME	TIME OF DAY	LAP	VEHICLE
13	Dave BARRETT	<b>2:48.746</b>	11:42:03.767	1	Ford Fiesta Zetec S
13	Dave BARRETT	<b>2:43.992</b>	11:44:47.761	2	Ford Fiesta Zetec S
13	Dave BARRETT	<b>2:31.995</b>	11:54:45.225	5	Ford Fiesta Zetec S
76	Kevan HADFIELD	<b>2:29.418</b>	11:54:47.433	5	Ford Puma
13	Dave BARRETT	<b>2:26.428</b>	11:57:11.653	6	Ford Fiesta Zetec S
76	Kevan HADFIELD	<b>2:25.774</b>	11:57:13.207	6	Ford Puma
117	Shaun HADFIELD	<b>2:24.621</b>	11:57:13.792	6	Ford Puma

### Leader History

NO	NAME	FROM LAP	LAPS LED	DISTANCE	VEHICLE
13	Dave BARRETT	1	6	16.15 miles	Ford Fiesta Zetec S

**Modified Ford Series**  
**RACE 3 - STATISTICS**

**CLASS : B**

**6 Starters**

**Fastest Lap History**

NO	NAME	LAP TIME	TIME OF DAY	LAP	VEHICLE
44	Oliver BULLION	<b>2:26.404</b>	11:41:41.407	1	Ford Fiesta ST150
44	Oliver BULLION	<b>2:12.558</b>	11:54:17.728	5	Ford Fiesta ST150
44	Oliver BULLION	<b>2:11.754</b>	11:56:29.483	6	Ford Fiesta ST150

**Leader History**

NO	NAME	FROM LAP	LAPS LED	DISTANCE	VEHICLE
44	Oliver BULLION	1	6	16.15 miles	Ford Fiesta ST150

**Modified Ford Series**  
**RACE 3 - STATISTICS**

**CLASS : A**

**6 Starters**

**Fastest Lap History**

NO	NAME	LAP TIME	TIME OF DAY	LAP	VEHICLE
77	James ALLEN	<b>2:26.928</b>	11:41:41.951	1	Ford Focus RS 2WD
77	James ALLEN	<b>2:11.560</b>	11:54:16.025	5	Ford Focus RS 2WD

**Leader History**

NO	NAME	FROM LAP	LAPS LED	DISTANCE	VEHICLE
77	James ALLEN	1	6	16.15 miles	Ford Focus RS 2WD



# Modified Ford Series

## RACE 3 - STATISTICS

CLASS : SA

3 Starters

### Fastest Lap History

NO	NAME	LAP TIME	TIME OF DAY	LAP	VEHICLE
49	Piers WARWICK	<b>2:44.708</b>	11:41:59.715	1	Ford Escort Mk1
49	Piers WARWICK	<b>2:36.622</b>	11:44:36.337	2	Ford Escort Mk1
49	Piers WARWICK	<b>2:26.225</b>	11:54:37.269	5	Ford Escort Mk1
49	Piers WARWICK	<b>2:22.794</b>	11:57:00.064	6	Ford Escort Mk1

### Leader History

NO	NAME	FROM LAP	LAPS LED	DISTANCE	VEHICLE
49	Piers WARWICK	1	6	16.15 miles	Ford Escort Mk1

# Modified Ford Series


## RACE 6 - GRID (15 minutes)

ROW 15	29	<b>8</b>	0.000 Darren OWEN		
ROW 14	27	<b>241</b>	5:13.532 Sam SHIMWELL	28	<b>33</b> 3:48.795 Paul NEVILL
ROW 13	25	<b>86</b>	9:26.644 Scott MATTHIAS	26	<b>87</b> 9:28.907 David MATTHIAS
ROW 12	23	<b>503</b>	15:12.851 Jay HINTON	24	<b>16</b> 15:15.688 Chris BAKER
ROW 11	21	<b>959</b>	18:37.578 Mick HEAD	22	<b>56</b> 17:35.014 Piers GRANGE
ROW 10	19	<b>76</b>	17:58.186 Kevan HADFIELD	20	<b>117</b> 17:58.784 Shaun HADFIELD
ROW 9	17	<b>13</b>	17:56.632 Dave BARRETT	18	<b>28</b> 17:56.967 Malcolm WISE
ROW 8	15	<b>186</b>	17:52.497 Colin CLAXTON	16	<b>126</b> 17:56.313 Luke BENNETT
ROW 7	13	<b>94</b>	17:44.202 Mac McCARTHY	14	<b>49</b> 17:45.055 Piers WARWICK
ROW 6	11	<b>5</b>	17:42.476 Wayne CRABTREE	12	<b>35</b> 17:42.757 Mike MANNING
ROW 5	9	<b>29</b>	17:36.509 Mike THURLEY	10	<b>26</b> 17:40.885 Alan BRECK
ROW 4	7	<b>170</b>	17:34.425 Robert LEWIS	8	<b>24</b> 17:34.868 Alex BOAM
ROW 3	5	<b>620</b>	17:27.931 Todd GARNER	6	<b>39</b> 17:28.032 Josh PAYTON
ROW 2	3	<b>77</b>	17:13.433 James ALLEN	4	<b>44</b> 17:14.479 Oliver BULLION
ROW 1	1	<b>181</b>	16:58.862 Jim HUTCHINSON	2	<b>74</b> 17:07.199 Tom OVENDEN
<b>Pole</b>					

**Comments:**  
CARS 8 & 620 YOU MUST FIT A WORKING TRANSPONDER BEFORE RACE 2

These results are provisional until the conclusion of any judicial and technical matters.

Oulton Park International: 2.6920 miles

Clerk Of Course: <i>Graham Lindley</i>	Stewards:	Timekeeper: <i>Eric Cowell</i>	
---	-----------	-----------------------------------	---

Results can be found at [www.tsl-timing.com](http://www.tsl-timing.com)

Printed - 13:00 Saturday, 13 April 2024

## Modified Ford Series

### RACE 6 - CLASSIFICATION

Race Distance: 7 Laps / 18.84 miles

POS	NO	CL	PIC	NAME	ENTRY	LAPS	TIME	GAP	DIFF	MPH	BEST	ON	GRD	↑↓
1	181	SB	1	Jim HUTCHINSON	Ford Escort Mk1 RSR	7	15:39.125			72.23	1:48.079	6	1	0
2	74	SB	2	Tom OVENDEN	Ford Escort Mk1 RSR	7	15:45.429	6.304	6.304	71.75	1:48.579	5	2	0
3	56	B+	1	Piers GRANGE	Ford Escort Mk2	7	15:56.782	17.657	11.353	70.90	1:49.341	6	22	19
4	24	B+	2	Alex BOAM	Ford Fiesta Mk6	7	16:14.762	35.637	17.980	69.59	1:53.702	4	8	4
5	620	B+	3	Todd GARNER	Ford Fiesta ST180	7	16:24.460	45.335	9.698	68.90	1:55.827	7	5	0
6	87	A	1	David MATTHIAS	Ford Sierra Cosworth	7	16:24.615	45.490	0.155	68.89	1:50.740	7	26	20
7	33	B+	4	Paul NEVILL	Ford Escort MK2 RS2000	7	16:26.880	47.755	2.265	68.74	1:53.222	7	28	21
8	44	B	1	Oliver BULLION	Ford Fiesta ST150	7	16:37.073	57.948	10.193	68.03	1:59.237	5	4	-4
9	86	A	2	Scott MATTHIAS	Ford Sierra Cosworth	7	16:39.491	1:00.366	2.418	67.87	1:55.244	7	25	16
10	170	B+	5	Robert LEWIS	Ford Focus ST170	7	16:42.413	1:03.288	2.922	67.67	1:59.887	5	7	-3
11	8	SB	3	Darren OWEN	Ford Escort RSR	7	16:44.113	1:04.988	1.700	67.56	1:55.285	7	29	18
12	26	A	3	Alan BRECK	Ford Capri	7	16:46.726	1:07.601	2.613	67.38	1:59.581	4	10	-2
13	16	B	2	Chris BAKER	Ford Escort RS 1600i	7	16:47.156	1:08.031	0.430	67.35	1:57.816	7	24	11
14	5	B+	6	Wayne CRABTREE	Ford Escort MK1	7	16:53.719	1:14.594	6.563	66.92	2:02.045	7	11	-3
15	29	B	3	Mike THURLEY	Ford Escort Mk1	7	16:54.281	1:15.156	0.562	66.88	2:02.326	7	9	-6
16	126	SA	1	Luke BENNETT	Ford Taurus Eurocar V8	7	16:58.914	1:19.789	4.633	66.57	2:00.313	7	16	0
17	28	SA	2	Malcolm WISE	Ford Escort Cosworth	7	17:12.316	1:33.191	13.402	65.71	2:02.706	5	18	1
18	49	SA	3	Piers WARWICK	Ford Escort Mk1	7	17:15.416	1:36.291	3.100	65.51	2:04.700	5	14	-4
19	94	B	4	Mac McCARTHY	Ford Fiesta ST150	7	17:18.722	1:39.597	3.306	65.31	2:04.016	7	13	-6
20	13	C	1	Dave BARRETT	Ford Fiesta Zetec S	7	17:28.298	1:49.173	9.576	64.71	2:06.882	7	17	-3
21	76	C	2	Kevan HADFIELD	Ford Puma	7	17:29.071	1:49.946	0.773	64.66	2:07.270	7	19	-2
22	186	B	5	Colin CLAXTON	Ford Escort Mk1 Zakspeed	7	17:33.333	1:54.208	4.262	64.40	2:09.940	5	15	-7
23	117	C	3	Shaun HADFIELD	Ford Puma	6	16:03.730	1 Lap	1 Lap	60.33	2:17.414	5	20	-3

#### NOT CLASSIFIED

DNF	959	A		Mick HEAD	Ford Escort Cosworth	5	13:39.764	2 Laps	1 Lap	59.11	2:11.997	5	21	
DNF	503	B		Jay HINTON	Ford Focus ST170	2	6:41.011	5 Laps	3 Laps	48.33	2:45.813	1	23	
DNF	77	A		James ALLEN	Ford Focus RS 2WD	1	2:56.886	6 Laps	1 Lap	54.78			3	
DNF	35	A		Mike MANNING	Ford RS500	1	3:22.078	6 Laps		25.192	47.95		12	
DNF	39	B+		Josh PAYTON	Ford Cortina Mk2	0							6	

#### FASTEST LAP

181	SB			Jim HUTCHINSON	Ford Escort Mk1 RSR	6	1:48.079			89.66 mph		144.30 kph	
56	B+			Piers GRANGE	Ford Escort Mk2	6	1:49.341			88.63 mph		142.64 kph	
87	A			David MATTHIAS	Ford Sierra Cosworth	7	1:50.740			87.51 mph		140.84 kph	
16	B			Chris BAKER	Ford Escort RS 1600i	7	1:57.816			82.25 mph		132.38 kph	
126	SA			Luke BENNETT	Ford Taurus Eurocar V8	7	2:00.313			80.55 mph		129.63 kph	
13	C			Dave BARRETT	Ford Fiesta Zetec S	7	2:06.882			76.38 mph		122.92 kph	

#### Comments:

CARS 8 & 620 still had no working transponder and are not on the results classification  
Cars 8 & 620 reinstated in the result

Weather / Track : Cloudy / Dry

These results are provisional until the conclusion of any judicial and technical matters.

Date: 13/04/2024 Start: 13:39 Finish: 13:55

Oulton Park International: 2.6920 miles

Clerk Of Course:

*Graham Lindley*

Stewards:

Timekeeper:

*Eric Cowell*



# Modified Ford Series

## RACE 6 - LAP CHART

LAP 1 @ 13:42:21.179			LAP 2 @ 13:46:22.302			LAP 3 @ 13:48:11.432			LAP 4 @ 13:50:00.232			LAP 5 @ 13:51:48.963		
NO	BEHIND	LAP TIME	NO	BEHIND	LAP TIME	NO	BEHIND	LAP TIME	NO	BEHIND	LAP TIME	NO	BEHIND	LAP TIME
181		2:33.076	181		4:01.123	181		1:49.130	181		1:48.800	181		1:48.731
74	0.766	2:33.842	74	0.360	4:00.717	74	2.848	1:51.618	74	2.898	1:48.850	74	2.746	1:48.579
24	1.677	2:34.753	24	0.812	4:00.258	56	8.466	1:54.752	56	9.904	1:50.238	56	10.743	1:49.570
44	3.132	2:36.208	44	1.156	3:59.147	24	8.741	1:57.059	24	13.643	1:53.702	24	20.533	1:55.621
170	4.139	2:37.215	170	1.662	3:58.646	620	2 Laps	2:01.140	620	2 Laps	1:58.416	620	2 Laps	1:56.880
5	5.163	2:38.239	5	2.010	3:57.970	44	14.837	2:02.811	44	25.465	1:59.428	44	35.971	1:59.237
26	5.829	2:38.905	26	2.571	3:57.865	170	16.614	2:04.082	170	27.980	2:00.166	170	39.136	1:59.887
56	6.500	2:39.576	56	2.844	3:57.467	5	18.612	2:05.732	26	29.685	1:59.581	33	39.552	1:54.616
29	7.466	2:40.542	29	3.943	3:57.600	26	18.904	2:05.463	5	33.225	2:03.413	87	40.676	1:55.205
186	8.273	2:41.349	186	4.350	3:57.200	29	19.615	2:04.802	29	33.439	2:02.624	26	42.972	2:02.018
94	9.119	2:42.195	94	5.437	3:57.441	16	20.237	2:02.859	33	33.667	1:57.147	5	46.850	2:02.356
126	9.632	2:42.708	126	5.607	3:57.098	33	25.320	2:03.544	16	34.161	2:02.724	86	47.026	1:57.050
28	10.178	2:43.254	28	6.231	3:57.176	126	25.823	2:09.346	87	34.202	1:55.488	29	47.583	2:02.875
16	11.414	2:44.490	16	6.508	3:56.217	186	26.632	2:11.412	86	38.707	1:57.573	16	47.882	2:02.452
49	12.098	2:45.174	49	6.803	3:55.828	28	27.437	2:10.336	126	41.322	2:04.299	8	2 Laps	1:56.889
503	12.737	2:45.813	503	6.812	3:55.198	87	27.514	2:06.201	8	2 Laps	2:01.116	126	56.023	2:03.432
13	13.322	2:46.398	13	8.008	3:55.809	49	28.914	2:11.241	28	43.449	2:04.812	28	57.424	2:02.706
76	14.546	2:47.622	76	9.492	3:56.069	94	29.896	2:13.589	49	47.326	2:07.212	49	1:03.295	2:04.700
86	15.472	2:48.548	86	10.234	3:55.885	86	29.934	2:08.830	186	49.043	2:11.211	94	1:08.644	2:07.386
87	16.836	2:49.912	87	10.443	3:54.730	8	2 Laps	2:07.593	94	49.989	2:08.893	186	1:10.252	2:09.940
33	17.813	2:50.889	33	10.906	3:54.216	13	31.473	2:12.595	13	50.622	2:07.949	13	1:10.580	2:08.689
117	19.727	2:52.803	117	14.502	3:55.898	76	32.945	2:12.583	76	52.588	2:08.443	76	1:11.757	2:07.900
959	20.417	2:53.493	959	15.046	3:55.752	117	45.397	2:20.025	117	1:15.357	2:18.760	959	1:38.904	2:11.997
77	23.810	2:56.886 P				959	46.421	2:20.505	959	1:15.638	2:18.017	117	1:44.040	2:17.414
35	49.002	3:22.078 P												

# Modified Ford Series

## RACE 6 - LAP CHART

LAP 6 @ 13:53:37.042			LAP 7 @ 13:55:27.228		
NO	BEHIND	LAP TIME	NO	BEHIND	LAP TIME
181		1:48.079	181		1:50.186
74	4.363	1:49.696	74	6.304	1:52.127
56	12.005	1:49.341	56	17.657	1:55.838
24	28.149	1:55.695	117	1 Lap	2:18.830
620	2 Laps	1:56.845	24	35.637	1:57.674
33	44.719	1:53.246	620	2 Laps	1:55.827
87	44.936	1:52.339	87	45.490	1:50.740
44	47.914	2:00.022	33	47.755	1:53.222
170	51.445	2:00.388	44	57.948	2:00.220
86	55.308	1:56.361	86	1:00.366	1:55.244
26	56.372	2:01.479	170	1:03.288	2:02.029
8	2 Laps	1:57.005	8	2 Laps	1:55.285
16	1:00.401	2:00.598	26	1:07.601	2:01.415
5	1:02.735	2:03.964	16	1:08.031	1:57.816
29	1:03.016	2:03.512	5	1:14.594	2:02.045
126	1:09.662	2:01.718	29	1:15.156	2:02.326
28	1:12.696	2:03.351	126	1:19.789	2:00.313
49	1:20.644	2:05.428	28	1:33.191	2:10.681
94	1:25.767	2:05.202	49	1:36.291	2:05.833
13	1:32.477	2:09.976	94	1:39.597	2:04.016
76	1:32.862	2:09.184	13	1:49.173	2:06.882
186	1:32.931	2:10.758	76	1:49.946	2:07.270
			186	1:54.208	2:11.463

# Modified Ford Series

## RACE 6 - POSITION CHART

No	Name	Lap Pos	Lap						
			1	2	3	4	5	6	7
181	HUTCHINSON	1	181	181	181	181	181	181	181
74	OVENDEN	2	74	74	74	74	74	74	74
77	ALLEN	3	24	24	56	56	56	56	56
44	BULLION	4	44	44	24	24	24	24	24
39	PAYTON	5	170	170	44	44	44	33	87
170	LEWIS	6	5	5	170	170	170	87	33
24	BOAM	7	26	26	5	26	33	44	44
29	THURLEY	8	56	56	26	5	87	170	86
26	BRECK	9	29	29	29	29	26	86	170
5	CRABTREE	10	186	186	16	33	5	26	26
35	MANNING	11	94	94	33	16	86	16	16
94	McCARTHY	12	126	126	126	87	29	5	5
49	WARWICK	13	28	28	186	86	16	29	29
186	CLAXTON	14	16	16	28	126	126	126	126
126	BENNETT	15	49	49	87	28	28	28	28
13	BARRETT	16	503	503	49	49	49	49	49
28	WISE	17	13	13	94	186	94	94	94
76	HADFIELD	18	76	76	86	94	186	13	13
117	HADFIELD	19	86	86	13	13	13	76	76
959	HEAD	20	87	87	76	76	76	186	186
56	GRANGE	21	33	33	117	117	959	117	
503	HINTON	22	117	117	959	959	117		
16	BAKER	23	959	959	620	620	620		
86	MATTHIAS	24	77	620	8	8	8		
87	MATTHIAS	25	35	8					
33	NEVILL	26	620						

# Modified Ford Series

## RACE 6 - STATISTICS

**Competitors Started** 26  
**Planned Start** 2024-04-13 @ 13:50:00.000  
**Actual Start** 2024-04-13 @ 13:39:48.102  
**Finish Time** 2024-04-13 @ 13:55:27.227  
**Track Length** 2.6920mi.  
**Total Laps** 165  
**Total Distance Covered** 444.1847mi.

### Session Fastest Lap History

NO	CL	NAME	LAP TIME	TIME OF DAY	LAP	VEHICLE
181	SB	Jim HUTCHINSON	<b>2:33.076</b>	13:42:21.172	1	Ford Escort Mk1 RSR
181	SB	Jim HUTCHINSON	<b>1:49.130</b>	13:48:11.429	3	Ford Escort Mk1 RSR
181	SB	Jim HUTCHINSON	<b>1:48.800</b>	13:50:00.229	4	Ford Escort Mk1 RSR
181	SB	Jim HUTCHINSON	<b>1:48.731</b>	13:51:48.959	5	Ford Escort Mk1 RSR
74	SB	Tom OVENDEN	<b>1:48.579</b>	13:51:51.704	5	Ford Escort Mk1 RSR
181	SB	Jim HUTCHINSON	<b>1:48.079</b>	13:53:37.038	6	Ford Escort Mk1 RSR

### Session Leader History

NO	CL	NAME	FROM LAP	LAPS LED	DISTANCE	VEHICLE
181	SB	Jim HUTCHINSON	1	7	18.84 miles	Ford Escort Mk1 RSR

### Flag History

TYPE	TIME OF DAY
GREEN	13:39:48.102
SAFETY	13:40:31.278
GREEN	13:46:19.287
FINISH	13:55:27.227

### Flag Statistics

TYPE	COUNT	TOTAL LAPS	TOTAL TIME
Green	2	6	12:00.968
Red	0	0	0.000
Safety Car	1	1	5:48.009
FCY	0	0	0.000

# Modified Ford Series

## RACE 6 - STATISTICS

CLASS : B+

6 Starters

### Fastest Lap History

NO	NAME	LAP TIME	TIME OF DAY	LAP	VEHICLE
24	Alex BOAM	<b>2:34.753</b>	13:42:22.843	1	Ford Fiesta Mk6
56	Piers GRANGE	<b>1:54.752</b>	13:48:19.888	3	Ford Escort Mk2
56	Piers GRANGE	<b>1:50.238</b>	13:50:10.124	4	Ford Escort Mk2
56	Piers GRANGE	<b>1:49.570</b>	13:51:59.694	5	Ford Escort Mk2
56	Piers GRANGE	<b>1:49.341</b>	13:53:49.037	6	Ford Escort Mk2

### Leader History

NO	NAME	FROM LAP	LAPS LED	DISTANCE	VEHICLE
24	Alex BOAM	1	2	5.38 miles	Ford Fiesta Mk6
56	Piers GRANGE	3	5	13.46 miles	Ford Escort Mk2



**Modified Ford Series**  
**RACE 6 - STATISTICS**

**CLASS : SB**

**2 Starters**

**Fastest Lap History**

NO	NAME	LAP TIME	TIME OF DAY	LAP	VEHICLE
181	Jim HUTCHINSON	<b>2:33.076</b>	13:42:21.172	1	Ford Escort Mk1 RSR
181	Jim HUTCHINSON	<b>1:49.130</b>	13:48:11.429	3	Ford Escort Mk1 RSR
181	Jim HUTCHINSON	<b>1:48.800</b>	13:50:00.229	4	Ford Escort Mk1 RSR
181	Jim HUTCHINSON	<b>1:48.731</b>	13:51:48.959	5	Ford Escort Mk1 RSR
74	Tom OVENDEN	<b>1:48.579</b>	13:51:51.704	5	Ford Escort Mk1 RSR
181	Jim HUTCHINSON	<b>1:48.079</b>	13:53:37.038	6	Ford Escort Mk1 RSR

**Leader History**

NO	NAME	FROM LAP	LAPS LED	DISTANCE	VEHICLE
181	Jim HUTCHINSON	1	7	18.84 miles	Ford Escort Mk1 RSR

**Modified Ford Series**  
**RACE 6 - STATISTICS**

**CLASS : C**

**3 Starters**

**Fastest Lap History**

NO	NAME	LAP TIME	TIME OF DAY	LAP	VEHICLE
13	Dave BARRETT	<b>2:46.398</b>	13:42:34.513	1	Ford Fiesta Zetec S
13	Dave BARRETT	<b>2:12.595</b>	13:48:42.911	3	Ford Fiesta Zetec S
76	Kevan HADFIELD	<b>2:12.583</b>	13:48:44.382	3	Ford Puma
13	Dave BARRETT	<b>2:07.949</b>	13:50:50.859	4	Ford Fiesta Zetec S
76	Kevan HADFIELD	<b>2:07.900</b>	13:53:00.725	5	Ford Puma
13	Dave BARRETT	<b>2:06.882</b>	13:57:16.406	7	Ford Fiesta Zetec S

**Leader History**

NO	NAME	FROM LAP	LAPS LED	DISTANCE	VEHICLE
13	Dave BARRETT	1	7	18.84 miles	Ford Fiesta Zetec S

# Modified Ford Series

## RACE 6 - STATISTICS

CLASS : B

6 Starters

### Fastest Lap History

NO	NAME	LAP TIME	TIME OF DAY	LAP	VEHICLE
44	Oliver BULLION	<b>2:36.208</b>	13:42:24.283	1	Ford Fiesta ST150
44	Oliver BULLION	<b>2:02.811</b>	13:48:26.257	3	Ford Fiesta ST150
44	Oliver BULLION	<b>1:59.428</b>	13:50:25.685	4	Ford Fiesta ST150
44	Oliver BULLION	<b>1:59.237</b>	13:52:24.922	5	Ford Fiesta ST150
16	Chris BAKER	<b>1:57.816</b>	13:56:35.249	7	Ford Escort RS 1600i

### Leader History

NO	NAME	FROM LAP	LAPS LED	DISTANCE	VEHICLE
44	Oliver BULLION	1	7	18.84 miles	Ford Fiesta ST150

# Modified Ford Series

## RACE 6 - STATISTICS

CLASS : A

6 Starters

### Fastest Lap History

NO	NAME	LAP TIME	TIME OF DAY	LAP	VEHICLE
26	Alan BRECK	<b>2:38.905</b>	13:42:27.010	1	Ford Capri
26	Alan BRECK	<b>2:05.463</b>	13:48:30.334	3	Ford Capri
26	Alan BRECK	<b>1:59.581</b>	13:50:29.915	4	Ford Capri
87	David MATTHIAS	<b>1:55.488</b>	13:50:34.434	4	Ford Sierra Cosworth
87	David MATTHIAS	<b>1:55.205</b>	13:52:29.676	5	Ford Sierra Cosworth
87	David MATTHIAS	<b>1:52.339</b>	13:54:22.017	6	Ford Sierra Cosworth
87	David MATTHIAS	<b>1:50.740</b>	13:56:12.718	7	Ford Sierra Cosworth

### Leader History

NO	NAME	FROM LAP	LAPS LED	DISTANCE	VEHICLE
26	Alan BRECK	1	4	10.76 miles	Ford Capri
87	David MATTHIAS	5	3	8.07 miles	Ford Sierra Cosworth

# Modified Ford Series

## RACE 6 - STATISTICS

CLASS : SA

3 Starters

### Fastest Lap History

NO	NAME	LAP TIME	TIME OF DAY	LAP	VEHICLE
126	Luke BENNETT	<b>2:42.708</b>	13:42:30.875	1	Ford Taurus Eurocar V8
126	Luke BENNETT	<b>2:09.346</b>	13:48:37.281	3	Ford Taurus Eurocar V8
126	Luke BENNETT	<b>2:04.299</b>	13:50:41.578	4	Ford Taurus Eurocar V8
126	Luke BENNETT	<b>2:03.432</b>	13:52:45.011	5	Ford Taurus Eurocar V8
28	Malcolm WISE	<b>2:02.706</b>	13:52:46.380	5	Ford Escort Cosworth
126	Luke BENNETT	<b>2:01.718</b>	13:54:46.729	6	Ford Taurus Eurocar V8
126	Luke BENNETT	<b>2:00.313</b>	13:56:47.043	7	Ford Taurus Eurocar V8

### Leader History

NO	NAME	FROM LAP	LAPS LED	DISTANCE	VEHICLE
126	Luke BENNETT	1	7	18.84 miles	Ford Taurus Eurocar V8