



OSS Championship

OSS Championship

Snetterton 300 Circuit

25th / 26th May 2019



Results Provided by Timing Solutions Ltd
www.tsl-timing.com

BRSCC OSS Championship

Qualifying - Race 1 - CLASSIFICATION

POS	NO	CL	PIC NAME	ENTRY	TIME	ON	LAPS	GAP	DIFF	MPH
1	89	B	1 Richard WISE	Chiron LMP	1:49.221	8	9			97.85
2	40	A	1 Patrick SHERRINGTON	MCR Sport	1:49.286	9	10	0.065	0.065	97.79
3	7	C	1 Julian GRIFFITHS	Radical PR6	1:52.257	4	7	3.036	2.971	95.21
4	3	B	2 Adam DALE	Radical PR6	1:52.666	5	8	3.445	0.409	94.86
5	72	C	2 Alastair SMART	Radical PR6	1:56.539	8	9	7.318	3.873	91.71
6	42	A	2 Richard FEARNES	Radical RXC Spyder	1:57.996	8	9	8.775	1.457	90.58
7	18	B	3 Jack FABBY	Tiga CN12B	1:58.005	8	10	8.784	0.009	90.57
8	6	C	3 Robert GILLMAN	Radical SR3	1:59.950	8	10	10.729	1.945	89.10
9	50	B	4 Norman LACKFORD	Radical PR6	2:01.530	9	10	12.309	1.580	87.94
10	23	C	4 Dominic LANGDON-DOWN	Radical SR3 RS	2:22.556	7	8	33.335	21.026	74.97

Weather / Track : Bright / Dry

These results are provisional until the conclusion of any judicial and technical matters.

Snetterton 300

Circuit Length = 2.9689 miles

Start: 10:07 Flag 10:27 End: 10:28

Clerk Of Course :

Timekeeper : Nick Palmer

BRSCC OSS Championship

Qualifying - Race 1 - LAP ANALYSIS

DIFF = Difference To Personal Best Lap

P1 89 Richard WISE				
LAP	LAP TIME	DIFF	MPH	TIME OF DAY
1 -	2:44.768	55.547	64.86	10:10:06.679
2 -	2:01.066	11.845	88.28	10:12:07.745
3 -	1:53.754	4.533	93.95	10:14:01.499
4 -	1:52.376	3.155	95.11	10:15:53.875
5 -	1:50.464	1.243	96.75	10:17:44.339
6 -	1:55.207	5.986	92.77	10:19:39.546
7 -	1:50.442 (3)	1.221	96.77	10:21:29.988
8 -	1:49.221 (1)		97.85	10:23:19.209
9 -	1:49.302 (2)	0.081	97.78	10:25:08.511

P2 40 Patrick SHERRINGTON				
LAP	LAP TIME	DIFF	MPH	TIME OF DAY
1 -	2:15.135	25.849	79.09	10:09:35.653
2 -	1:55.002	5.716	92.93	10:11:30.655
3 -	1:51.843	2.557	95.56	10:13:22.498
4 -	1:51.545 (3)	2.259	95.81	10:15:14.043
5 -	1:56.506	7.220	91.73	10:17:10.549
6 -	2:04.238	14.952	86.02	10:19:14.787
7 -	3:28.466 P	1:39.180	51.27	10:22:43.253
8 -	1:55.646	6.360	92.42	10:24:38.899
9 -	1:49.286 (1)		97.79	10:26:28.185
10 -	1:49.616 (2)	0.330	97.50	10:28:17.801

P3 7 Julian GRIFFITHS				
LAP	LAP TIME	DIFF	MPH	TIME OF DAY
1 -	2:28.519	36.262	71.96	10:09:51.803
2 -	2:03.075	10.818	86.84	10:11:54.878
3 -	1:55.206 (3)	2.949	92.77	10:13:50.084
4 -	1:52.257 (1)		95.21	10:15:42.341
5 -	1:53.192 (2)	0.935	94.42	10:17:35.533
6 -	3:56.816 P	2:04.559	45.13	10:21:32.349
7 -	1:58.706	6.449	90.03	10:23:31.055

P4 3 Adam DALE				
LAP	LAP TIME	DIFF	MPH	TIME OF DAY
1 -	2:29.824	37.158	71.33	10:09:54.607
2 -	2:01.616	8.950	87.88	10:11:56.223
3 -	1:56.028	3.362	92.11	10:13:52.251
4 -	1:53.779 (3)	1.113	93.93	10:15:46.030
5 -	1:52.666 (1)		94.86	10:17:38.696
6 -	3:32.398 P	1:39.732	50.32	10:21:11.094
7 -	2:00.682	8.016	88.56	10:23:11.776
8 -	1:52.869 (2)	0.203	94.69	10:25:04.645

P5 72 Alastair SMART				
LAP	LAP TIME	DIFF	MPH	TIME OF DAY
1 -	2:23.468	26.929	74.49	10:09:38.141
2 -	2:01.879	5.340	87.69	10:11:40.020
3 -	1:58.361	1.822	90.30	10:13:38.381
4 -	1:59.931	3.392	89.11	10:15:38.312
5 -	1:58.981	2.442	89.83	10:17:37.293
6 -	2:04.604	8.065	85.77	10:19:41.897
7 -	1:57.182 (3)	0.643	91.20	10:21:39.079
8 -	1:56.539 (1)		91.71	10:23:35.618
9 -	1:57.172 (2)	0.633	91.21	10:25:32.790

DIFF = Difference To Personal Best Lap

P6 42 Richard FEARNES				
LAP	LAP TIME	DIFF	MPH	TIME OF DAY
1 -	2:40.348	42.352	66.65	10:10:26.636
2 -	2:08.895	10.899	82.92	10:12:35.531
3 -	2:02.274	4.278	87.41	10:14:37.805
4 -	1:59.554 (3)	1.558	89.39	10:16:37.359
5 -	1:59.518 (2)	1.522	89.42	10:18:36.877
6 -	3:03.501 P	1:05.505	58.24	10:21:40.378
7 -	2:03.368	5.372	86.63	10:23:43.746
8 -	1:57.996 (1)		90.58	10:25:41.742
9 -	2:00.970	2.974	88.35	10:27:42.712

P7 18 Jack FABBY				
LAP	LAP TIME	DIFF	MPH	TIME OF DAY
1 -	2:49.770 P	51.765	62.95	10:10:02.734
2 -	2:09.467	11.462	82.55	10:12:12.201
3 -	2:00.983	2.978	88.34	10:14:13.184
4 -	1:59.678	1.673	89.30	10:16:12.862
5 -	1:58.752	0.747	90.00	10:18:11.614
6 -	1:58.488 (3)	0.483	90.20	10:20:10.102
7 -	1:59.361	1.356	89.54	10:22:09.463
8 -	1:58.005 (1)		90.57	10:24:07.468
9 -	1:59.188	1.183	89.67	10:26:06.656
10 -	1:58.250 (2)	0.245	90.38	10:28:04.906

P8 6 Robert GILLMAN				
LAP	LAP TIME	DIFF	MPH	TIME OF DAY
1 -	2:24.993	25.043	73.71	10:09:43.910
2 -	2:04.428	4.478	85.89	10:11:48.338
3 -	2:03.979	4.029	86.20	10:13:52.317
4 -	2:04.353	4.403	85.94	10:15:56.670
5 -	2:02.157	2.207	87.49	10:17:58.827
6 -	2:04.284	4.334	85.99	10:20:03.111
7 -	2:02.028 (3)	2.078	87.58	10:22:05.139
8 -	1:59.950 (1)		89.10	10:24:05.089
9 -	2:03.867	3.917	86.28	10:26:08.956
10 -	2:01.895 (2)	1.945	87.68	10:28:10.851

P9 50 Norman LACKFORD				
LAP	LAP TIME	DIFF	MPH	TIME OF DAY
1 -	2:29.301	27.771	71.58	10:09:56.286
2 -	2:05.890	4.360	84.90	10:12:02.176
3 -	2:04.249	2.719	86.02	10:14:06.425
4 -	2:03.618	2.088	86.46	10:16:10.043
5 -	2:05.064	3.534	85.46	10:18:15.107
6 -	2:02.968	1.438	86.91	10:20:18.075
7 -	2:06.265	4.735	84.64	10:22:24.340
8 -	2:02.038 (2)	0.508	87.57	10:24:26.378
9 -	2:01.530 (1)		87.94	10:26:27.908
10 -	2:02.394 (3)	0.864	87.32	10:28:30.302

P10 23 Dominic LANGDON-DOWN				
LAP	LAP TIME	DIFF	MPH	TIME OF DAY
1 -	2:53.589	31.033	61.57	10:10:10.004
2 -	2:30.247	7.691	71.13	10:12:40.251
3 -	2:28.261	5.705	72.08	10:15:08.512
4 -	2:28.169	5.613	72.13	10:17:36.681
5 -	2:27.846	5.290	72.29	10:20:04.527
6 -	2:24.398 (3)	1.842	74.01	10:22:28.925
7 -	2:22.556 (1)		74.97	10:24:51.481

Snetterton 300

Circuit Length = 2.9689 miles

Start: 10:07 Flag 10:27 End: 10:28

Weather / Track : Bright / Dry

BRSCC OSS Championship

Qualifying - Race 1 - LAP ANALYSIS

DIFF = Difference To Personal Best Lap

8 -	2:23.197 (2)	0.641	74.63	10:27:14.678
-----	--------------	-------	-------	--------------

BRSCC OSS Championship

Qualifying - Race 1 - STATISTICS

Competitors Started 10
Planned Start 2019-05-25 @ 10:15:00.000
Actual Start 2019-05-25 @ 10:07:05.607
Finish Time 2019-05-25 @ 10:27:10.697
Track Length 2.9689mi.
Total Laps 90
Total Distance Covered 267.2020mi.

Session Fastest Lap History

NO	CL	NAME	LAP TIME	TIME OF DAY	LAP	VEHICLE
40	A	Patrick SHERRINGTON	1:55.002	10:11:30.667	2	MCR Sport
40	A	Patrick SHERRINGTON	1:51.843	10:13:22.510	3	MCR Sport
40	A	Patrick SHERRINGTON	1:51.545	10:15:14.055	4	MCR Sport
89	B	Richard WISE	1:50.464	10:17:44.355	5	Chiron LMP
89	B	Richard WISE	1:50.442	10:21:30.004	7	Chiron LMP
89	B	Richard WISE	1:49.221	10:23:19.224	8	Chiron LMP

Flag History

TYPE	TIME OF DAY
GREEN	10:07:05.607
FINISH	10:27:10.697

Flag Statistics

TYPE	COUNT	TOTAL LAPS	TOTAL TIME
Green	1	10	21:32.949
Red	0	0	0.000
Safety Car	0	0	0.000
FCY	0	0	0.000

Weather / Track : Bright / Dry

These results are provisional until the conclusion of any judicial and technical matters.

Snetterton 300

Circuit Length = 2.9689 miles

Start: 10:07 Flag 10:27 End: 10:28

Clerk Of Course :		Timekeeper : Nick Palmer
-------------------	--	--------------------------

BRSCC OSS Championship

Qualifying - Race 1 - STATISTICS

CLASS : A

2 Starters

Fastest Lap History

NO	NAME	LAP TIME	TIME OF DAY	LAP	VEHICLE
40	Patrick SHERRINGTON	1:55.002	10:11:30.667	2	MCR Sport
40	Patrick SHERRINGTON	1:51.843	10:13:22.510	3	MCR Sport
40	Patrick SHERRINGTON	1:51.545	10:15:14.055	4	MCR Sport
40	Patrick SHERRINGTON	1:49.286	10:26:28.197	9	MCR Sport

Weather / Track : Bright / Dry

These results are provisional until the conclusion of any judicial and technical matters.

Snetterton 300

Circuit Length = 2.9689 miles

Start: 10:07 Flag 10:27 End: 10:28

Clerk Of Course :

Timekeeper : Nick Palmer

BRSCC OSS Championship

Qualifying - Race 1 - STATISTICS

CLASS : B

4 Starters

Fastest Lap History

NO	NAME	LAP TIME	TIME OF DAY	LAP	VEHICLE
3	Adam DALE	2:01.616	10:11:56.238	2	Radical PR6
89	Richard WISE	2:01.066	10:12:07.761	2	Chiron LMP
3	Adam DALE	1:56.028	10:13:52.266	3	Radical PR6
89	Richard WISE	1:53.754	10:14:01.515	3	Chiron LMP
89	Richard WISE	1:52.376	10:15:53.891	4	Chiron LMP
89	Richard WISE	1:50.464	10:17:44.355	5	Chiron LMP
89	Richard WISE	1:50.442	10:21:30.004	7	Chiron LMP
89	Richard WISE	1:49.221	10:23:19.224	8	Chiron LMP

Weather / Track : Bright / Dry

These results are provisional until the conclusion of any judicial and technical matters.

Snetterton 300

Circuit Length = 2.9689 miles

Start: 10:07 Flag 10:27 End: 10:28

Clerk Of Course :

Timekeeper : Nick Palmer

BRSCC OSS Championship

Qualifying - Race 1 - STATISTICS

CLASS : C

4 Starters

Fastest Lap History

NO	NAME	LAP TIME	TIME OF DAY	LAP	VEHICLE
72	Alastair SMART	2:01.879	10:11:40.036	2	Radical PR6
72	Alastair SMART	1:58.361	10:13:38.398	3	Radical PR6
7	Julian GRIFFITHS	1:55.206	10:13:50.099	3	Radical PR6
7	Julian GRIFFITHS	1:52.257	10:15:42.357	4	Radical PR6

Weather / Track : Bright / Dry

These results are provisional until the conclusion of any judicial and technical matters.

Snetterton 300

Circuit Length = 2.9689 miles


Start: 10:07 Flag 10:27 End: 10:28

Clerk Of Course :

Timekeeper : Nick Palmer

BRSCC OSS Championship

Race 1 - GRID (20 minutes)

ROW 5	9	2:01.530 50 Norman LACKFORD	10	2:22.556 23 Dominic LANGDON-DOWN
ROW 4	7	1:58.005 18 Jack FABBY	8	1:59.950 6 Robert GILLMAN
ROW 3	5	1:56.539 72 Alastair SMART	6	1:57.996 42 Richard FEARNs
ROW 2	3	1:52.257 7 Julian GRIFFITHS	4	1:52.666 3 Adam DALE
ROW 1	1	1:49.221 89 Richard WISE	2	1:49.286 40 Patrick SHERRINGTON
Pole				
				


Snetterton 300
Circuit Length = 2.9689 miles

These results are provisional until the conclusion of any judicial and technical matters.

Clerk Of Course :		Timekeeper : Nick Palmer
-------------------	--	--------------------------

BRSCC OSS Championship

Race 7 - GRID (20 minutes) - AMENDED

ROW 4	7	23	Dominic LANGDON-DOWN			
ROW 3	5	6	Robert GILLMAN	6	50	Norman LACKFORD
ROW 2	3	18	Jack FABBY	4	42	Richard FEARNs
ROW 1	1	40	Patrick SHERRINGTON	2	3	Adam DALE
Pole						
						

Cars 7, 72 & 89 - withdrawn.

Snetterton 300

Circuit Length = 2.9689 miles

These results are provisional until the conclusion of any judicial and technical matters.

Clerk Of Course :		Timekeeper : Nick Palmer
-------------------	--	--------------------------

BRSCC OSS Championship

Race 1 - CLASSIFICATION

POS	NO	CL	PIC NAME	ENTRY	LAPS	TIME	GAP	DIFF	MPH	BEST	ON
1	40	A	1 Patrick SHERRINGTON	MCR Sport	11	20:26.584			95.85	1:49.895	6
2	89	B	1 Richard WISE	Chiron LMP	11	20:35.222	8.638	8.638	95.18	1:51.163	2
3	7	C	1 Julian GRIFFITHS	Radical PR6	11	21:25.241	58.657	50.019	91.47	1:55.307	2
4	3	B	2 Adam DALE	Radical PR6	11	21:31.770	1:05.186	6.529	91.01	1:55.573	5
5	72	C	2 Alastair SMART	Radical PR6	11	21:33.350	1:06.766	1.580	90.90	1:55.251	11
6	18	B	3 Jack FABBY	Tiga CN12B	11	22:06.081	1:39.497	32.731	88.65	1:59.201	6
7	6	C	3 Robert GILLMAN	Radical SR3	10	20:34.967	1 Lap	1 Lap	86.54	2:01.370	6
8	23	C	4 Dominic LANGDON-DOWN	Radical SR3 RS	9	20:27.544	2 Laps	1 Lap	78.36	2:13.685	2
NOT CLASSIFIED											
DNF	42	A	Richard FEARNES	Radical RXC Spyder	10	20:25.026	1 Lap	0.000	87.24	1:55.456	5
DNF	50	B	Norman LACKFORD	Radical PR6	8	16:24.982	3 Laps	2 Laps	86.80	2:01.058	7
FASTEST LAP											
	40	A	Patrick SHERRINGTON	MCR Sport	6	1:49.895		97.25 mph		156.52 kph	
	89	B	Richard WISE	Chiron LMP	2	1:51.163		96.14 mph		154.73 kph	
	72	C	Alastair SMART	Radical PR6	11	1:55.251		92.73 mph		149.24 kph	

Weather / Track : Bright / Dry

These results are provisional until the conclusion of any judicial and technical matters.

Snetterton 300

Circuit Length = 2.9689 miles

Start: 14:09 Flag 14:29 End: 14:33

Clerk Of Course :		Timekeeper : Nick Palmer
-------------------	--	--------------------------

BRSCC OSS Championship

Race 1 - LAP CHART

LAP 1 @ 14:11:09.964			LAP 2 @ 14:13:01.127			LAP 3 @ 14:14:52.577			LAP 4 @ 14:16:43.779			LAP 5 @ 14:18:34.797		
NO	BEHIND	LAP TIME	NO	BEHIND	LAP TIME	NO	BEHIND	LAP TIME	NO	BEHIND	LAP TIME	NO	BEHIND	LAP TIME
89		1:55.421	89		1:51.163	89		1:51.450	89		1:51.202	40		1:50.944
40	0.746	1:56.167	40	0.976	1:51.393	40	0.414	1:50.888	40	0.074	1:50.862	89	1.171	1:52.189
7	2.111	1:57.532	7	6.255	1:55.307	7	10.479	1:55.674	7	14.969	1:55.692	7	20.225	1:56.274
3	4.671	2:00.092	3	9.485	1:55.977	3	13.951	1:55.916	3	19.108	1:56.359	3	23.663	1:55.573
42	7.738	2:03.159	42	15.014	1:58.439	42	21.258	1:57.694	42	26.695	1:56.639	42	31.133	1:55.456
72	7.783	2:03.204	72	16.434	1:59.814	72	23.081	1:58.097	72	28.860	1:56.981	72	35.072	1:57.230
18	11.390	2:06.811	18	21.850	2:01.623	18	30.647	2:00.247	18	39.281	1:59.836	18	47.989	1:59.726
6	12.678	2:08.099	6	23.258	2:01.743	6	34.725	2:02.917	6	45.813	2:02.290	6	57.259	2:02.464
50	14.551	2:09.972	50	25.413	2:02.025	50	36.001	2:02.038	50	48.417	2:03.618	50	59.446	2:02.047
23	21.358	2:16.779	23	43.880	2:13.685	23	1:06.721	2:14.291	23	1:31.899	2:16.380			

Weather / Track : Bright / Dry

Results can be found at www.tsl-timing.com

Page 1 of 3

Snetterton 300
Circuit Length = 2.9689 miles
Start: 14:09 Flag 14:29 End: 14:33

Printed - 14:34 Saturday, 25 May 2019

BRSCC OSS Championship

Race 1 - LAP CHART

LAP 6 @ 14:20:24.692			LAP 7 @ 14:22:15.115			LAP 8 @ 14:24:06.608			LAP 9 @ 14:25:57.383			LAP 10 @ 14:27:49.175		
NO	BEHIND	LAP TIME	NO	BEHIND	LAP TIME	NO	BEHIND	LAP TIME	NO	BEHIND	LAP TIME	NO	BEHIND	LAP TIME
40		1:49.895	40		1:50.423	40		1:51.493	40		1:50.775	40		1:51.792
89	3.418	1:52.142	89	5.049	1:52.054	89	5.493	1:51.937	89	6.129	1:51.411	89	7.636	1:53.299
23	1 Lap	2:19.288	7	32.874	1:57.095	7	38.973	1:57.592	7	47.029	1:58.831	7	52.837	1:57.600
7	26.202	1:55.872	23	1 Lap	2:16.070	3	47.758	2:00.181	3	53.963	1:56.980	3	58.310	1:56.139
3	30.263	1:56.495	3	39.070	1:59.230	42	50.229	1:58.003	42	55.388	1:55.934	72	1:03.467	1:56.953
42	38.094	1:56.856	42	43.719	1:56.048	72	52.257	1:57.252	72	58.306	1:56.824	18	1:32.161	2:00.260
72	40.846	1:55.669	72	46.498	1:56.075	23	1 Lap	2:17.163	18	1:23.693	1:59.756	42	1:50.394	2:46.798
18	57.295	1:59.201	18	1:06.760	1:59.888	18	1:14.712	1:59.445	23	1 Lap	2:16.313			
6	1:08.734	2:01.370	6	1:20.697	2:02.386	6	1:32.062	2:02.858	6	1:46.462	2:05.175			
50	1:11.124	2:01.573	50	1:21.759	2:01.058	50	1:32.917	2:02.651						

Weather / Track : Bright / Dry

Results can be found at www.tsl-timing.com

Page 2 of 3

Snetterton 300
Circuit Length = 2.9689 miles
Start: 14:09 Flag 14:29 End: 14:33

Printed - 14:34 Saturday, 25 May 2019

BRSCC OSS Championship

Race 1 - LAP CHART

LAP 11	@ 14:29:41.127
---------------	-----------------------

NO	BEHIND	LAP TIME
----	--------	----------

40		1:51.952
-----------	--	----------

23	2 Laps	2:17.575
-----------	--------	----------

6	1 Lap	2:05.665
----------	-------	----------

89	8.638	1:52.954
-----------	-------	----------

7	58.657	1:57.772
----------	--------	----------

3	1:05.186	1:58.828
----------	----------	----------

72	1:06.766	1:55.251
-----------	----------	----------

18	1:39.497	1:59.288
-----------	----------	----------

BRSCC OSS Championship

Race 1 - LAP ANALYSIS

DIFF = Difference To Personal Best Lap

P1 40 Patrick SHERRINGTON				
LAP	LAP TIME	DIFF	MPH	TIME OF DAY
1 -	1:56.167	6.272	92.00	14:11:10.710
2 -	1:51.393	1.498	95.94	14:13:02.103
3 -	1:50.888	0.993	96.38	14:14:52.991
4 -	1:50.862	0.967	96.40	14:16:43.853
5 -	1:50.944	1.049	96.33	14:18:34.797
6 -	1:49.895 (1)		97.25	14:20:24.692
7 -	1:50.423 (2)	0.528	96.79	14:22:15.115
8 -	1:51.493	1.598	95.86	14:24:06.608
9 -	1:50.775 (3)	0.880	96.48	14:25:57.383
10 -	1:51.792	1.897	95.60	14:27:49.175
11 -	1:51.952	2.057	95.47	14:29:41.127

P2 89 Richard WISE				
LAP	LAP TIME	DIFF	MPH	TIME OF DAY
1 -	1:55.421	4.258	92.60	14:11:09.964
2 -	1:51.163 (1)		96.14	14:13:01.127
3 -	1:51.450	0.287	95.90	14:14:52.577
4 -	1:51.202 (2)	0.039	96.11	14:16:43.779
5 -	1:52.189	1.026	95.26	14:18:35.968
6 -	1:52.142	0.979	95.30	14:20:28.110
7 -	1:52.054	0.891	95.38	14:22:20.164
8 -	1:51.937	0.774	95.48	14:24:12.101
9 -	1:51.411 (3)	0.248	95.93	14:26:03.512
10 -	1:53.299	2.136	94.33	14:27:56.811
11 -	1:52.954	1.791	94.62	14:29:49.765

P3 7 Julian GRIFFITHS				
LAP	LAP TIME	DIFF	MPH	TIME OF DAY
1 -	1:57.532	2.225	90.93	14:11:12.075
2 -	1:55.307 (1)		92.69	14:13:07.382
3 -	1:55.674 (2)	0.367	92.39	14:15:03.056
4 -	1:55.692 (3)	0.385	92.38	14:16:58.748
5 -	1:56.274	0.967	91.92	14:18:55.022
6 -	1:55.872	0.565	92.24	14:20:50.894
7 -	1:57.095	1.788	91.27	14:22:47.989
8 -	1:57.592	2.285	90.89	14:24:45.581
9 -	1:58.831	3.524	89.94	14:26:44.412
10 -	1:57.600	2.293	90.88	14:28:42.012
11 -	1:57.772	2.465	90.75	14:30:39.784

P4 3 Adam DALE				
LAP	LAP TIME	DIFF	MPH	TIME OF DAY
1 -	2:00.092	4.519	88.99	14:11:14.635
2 -	1:55.977 (3)	0.404	92.15	14:13:10.612
3 -	1:55.916 (2)	0.343	92.20	14:15:06.528
4 -	1:56.359	0.786	91.85	14:17:02.887
5 -	1:55.573 (1)		92.47	14:18:58.460
6 -	1:56.495	0.922	91.74	14:20:54.955
7 -	1:59.230	3.657	89.64	14:22:54.185
8 -	2:00.181	4.608	88.93	14:24:54.366
9 -	1:56.980	1.407	91.36	14:26:51.346
10 -	1:56.139	0.566	92.02	14:28:47.485
11 -	1:58.828	3.255	89.94	14:30:46.313

P5 72 Alastair SMART				
LAP	LAP TIME	DIFF	MPH	TIME OF DAY
1 -	2:03.204	7.953	86.75	14:11:17.747
2 -	1:59.814	4.563	89.20	14:13:17.561

DIFF = Difference To Personal Best Lap

3 -	1:58.097	2.846	90.50	14:15:15.658
4 -	1:56.981	1.730	91.36	14:17:12.639
5 -	1:57.230	1.979	91.17	14:19:09.869
6 -	1:55.669 (2)	0.418	92.40	14:21:05.538
7 -	1:56.075 (3)	0.824	92.07	14:23:01.613
8 -	1:57.252	2.001	91.15	14:24:58.865
9 -	1:56.824	1.573	91.48	14:26:55.689
10 -	1:56.953	1.702	91.38	14:28:52.642
11 -	1:55.251 (1)		92.73	14:30:47.893

P6 18 Jack FABBY				
LAP	LAP TIME	DIFF	MPH	TIME OF DAY
1 -	2:06.811	7.610	84.28	14:11:21.354
2 -	2:01.623	2.422	87.87	14:13:22.977
3 -	2:00.247	1.046	88.88	14:15:23.224
4 -	1:59.836	0.635	89.18	14:17:23.060
5 -	1:59.726	0.525	89.27	14:19:22.786
6 -	1:59.201 (1)		89.66	14:21:21.987
7 -	1:59.888	0.687	89.15	14:23:21.875
8 -	1:59.445 (3)	0.244	89.48	14:25:21.320
9 -	1:59.756	0.555	89.24	14:27:21.076
10 -	2:00.260	1.059	88.87	14:29:21.336
11 -	1:59.288 (2)	0.087	89.59	14:31:20.624

P7 6 Robert GILLMAN				
LAP	LAP TIME	DIFF	MPH	TIME OF DAY
1 -	2:08.099	6.729	83.43	14:11:22.642
2 -	2:01.743 (2)	0.373	87.79	14:13:24.385
3 -	2:02.917	1.547	86.95	14:15:27.302
4 -	2:02.290 (3)	0.920	87.39	14:17:29.592
5 -	2:02.464	1.094	87.27	14:19:32.056
6 -	2:01.370 (1)		88.06	14:21:33.426
7 -	2:02.386	1.016	87.33	14:23:35.812
8 -	2:02.858	1.488	86.99	14:25:38.670
9 -	2:05.175	3.805	85.38	14:27:43.845
10 -	2:05.665	4.295	85.05	14:29:49.510

P8 23 Dominic LANGDON-DOWN				
LAP	LAP TIME	DIFF	MPH	TIME OF DAY
1 -	2:16.779	3.094	78.14	14:11:31.322
2 -	2:13.685 (1)		79.94	14:13:45.007
3 -	2:14.291 (2)	0.606	79.58	14:15:59.298
4 -	2:16.380	2.695	78.36	14:18:15.678
5 -	2:19.288	5.603	76.73	14:20:34.966
6 -	2:16.070 (3)	2.385	78.54	14:22:51.036
7 -	2:17.163	3.478	77.92	14:25:08.199
8 -	2:16.313	2.628	78.40	14:27:24.512
9 -	2:17.575	3.890	77.68	14:29:42.087

P9 42 Richard FEARNES				
LAP	LAP TIME	DIFF	MPH	TIME OF DAY
1 -	2:03.159	7.703	86.78	14:11:17.702
2 -	1:58.439	2.983	90.24	14:13:16.141
3 -	1:57.694	2.238	90.81	14:15:13.835
4 -	1:56.639	1.183	91.63	14:17:10.474
5 -	1:55.456 (1)		92.57	14:19:05.930
6 -	1:56.856	1.400	91.46	14:21:02.786
7 -	1:56.048 (3)	0.592	92.10	14:22:58.834
8 -	1:58.003	2.547	90.57	14:24:56.837
9 -	1:55.934 (2)	0.478	92.19	14:26:52.771
10 -	2:46.798	51.342	64.07	14:29:39.569

Weather / Track : Bright / Dry

BRSCC OSS Championship

Race 1 - LAP ANALYSIS

DIFF = Difference To Personal Best Lap

P10 50 Norman LACKFORD				
LAP	LAP TIME	DIFF	MPH	TIME OF DAY
1 -	2:09.972	8.914	82.23	14:11:24.515
2 -	2:02.025 (3)	0.967	87.58	14:13:26.540
3 -	2:02.038	0.980	87.57	14:15:28.578
4 -	2:03.618	2.560	86.46	14:17:32.196
5 -	2:02.047	0.989	87.57	14:19:34.243
6 -	2:01.573 (2)	0.515	87.91	14:21:35.816
7 -	2:01.058 (1)		88.28	14:23:36.874
8 -	2:02.651	1.593	87.14	14:25:39.525

BRSCC OSS Championship

Race 1 - STATISTICS

Competitors Started 10
Planned Start 2019-05-25 @ 14:10:00.000
Actual Start 2019-05-25 @ 14:09:14.542
Finish Time 2019-05-25 @ 14:29:40.336
Track Length 2.9689mi.
Total Laps 103
Total Distance Covered 305.7978mi.

Session Fastest Lap History

NO	CL	NAME	LAP TIME	TIME OF DAY	LAP	VEHICLE
89	B	Richard WISE	1:55.421	14:11:09.980	1	Chiron LMP
89	B	Richard WISE	1:51.163	14:13:01.143	2	Chiron LMP
40	A	Patrick SHERRINGTON	1:50.888	14:14:53.003	3	MCR Sport
40	A	Patrick SHERRINGTON	1:50.862	14:16:43.853	4	MCR Sport
40	A	Patrick SHERRINGTON	1:49.895	14:20:24.704	6	MCR Sport

Session Leader History

NO	CL	NAME	FROM LAP	LAPS LED	DISTANCE	VEHICLE
89	B	Richard WISE	1	4	8.90 miles	Chiron LMP
40	A	Patrick SHERRINGTON	5	7	20.78 miles	MCR Sport

Flag History

TYPE	TIME OF DAY
GREEN	14:09:14.542
FINISH	14:29:40.336

Flag Statistics

TYPE	COUNT	TOTAL LAPS	TOTAL TIME
Green	1	11	23:50.141
Red	0	0	0.000
Safety Car	0	0	0.000
FCY	0	0	0.000

Weather / Track : Bright / Dry

These results are provisional until the conclusion of any judicial and technical matters.

Snetterton 300

Circuit Length = 2.9689 miles

Start: 14:09 Flag 14:29 End: 14:33

Clerk Of Course :

Timekeeper : Nick Palmer

BRSCC OSS Championship

Race 1 - STATISTICS

CLASS : A

2 Starters

Fastest Lap History

NO	NAME	LAP TIME	TIME OF DAY	LAP	VEHICLE
40	Patrick SHERRINGTON	1:56.167	14:11:10.722	1	MCR Sport
40	Patrick SHERRINGTON	1:51.393	14:13:02.116	2	MCR Sport
40	Patrick SHERRINGTON	1:50.888	14:14:53.003	3	MCR Sport
40	Patrick SHERRINGTON	1:50.862	14:16:43.853	4	MCR Sport
40	Patrick SHERRINGTON	1:49.895	14:20:24.704	6	MCR Sport

Leader History

NO	NAME	FROM LAP	LAPS LED	DISTANCE	VEHICLE
40	Patrick SHERRINGTON	1	11	29.68 miles	MCR Sport

Weather / Track : Bright / Dry

These results are provisional until the conclusion of any judicial and technical matters.

Snetterton 300

Circuit Length = 2.9689 miles

Start: 14:09 Flag 14:29 End: 14:33

Clerk Of Course :

Timekeeper : Nick Palmer

BRSCC OSS Championship

Race 1 - STATISTICS

CLASS : B

4 Starters

Fastest Lap History

NO	NAME	LAP TIME	TIME OF DAY	LAP	VEHICLE
89	Richard WISE	1:55.421	14:11:09.980	1	Chiron LMP
89	Richard WISE	1:51.163	14:13:01.143	2	Chiron LMP

Leader History

NO	NAME	FROM LAP	LAPS LED	DISTANCE	VEHICLE
89	Richard WISE	1	11	29.68 miles	Chiron LMP

Weather / Track : Bright / Dry

These results are provisional until the conclusion of any judicial and technical matters.

Snetterton 300

Circuit Length = 2.9689 miles

Start: 14:09 Flag 14:29 End: 14:33

Clerk Of Course :

Timekeeper : Nick Palmer

BRSCC OSS Championship

Race 1 - STATISTICS

CLASS : C

4 Starters

Fastest Lap History

NO	NAME	LAP TIME	TIME OF DAY	LAP	VEHICLE
7	Julian GRIFFITHS	1:57.532	14:11:12.091	1	Radical PR6
7	Julian GRIFFITHS	1:55.307	14:13:07.398	2	Radical PR6
72	Alastair SMART	1:55.251	14:30:47.909	11	Radical PR6

Leader History

NO	NAME	FROM LAP	LAPS LED	DISTANCE	VEHICLE
7	Julian GRIFFITHS	1	11	29.68 miles	Radical PR6

Weather / Track : Bright / Dry

These results are provisional until the conclusion of any judicial and technical matters.

Snetterton 300

Circuit Length = 2.9689 miles

Start: 14:09 Flag 14:29 End: 14:33

Clerk Of Course :

Timekeeper : Nick Palmer

BRSCC OSS Championship

Race 7 - CLASSIFICATION

POS	NO	CL	PIC NAME	ENTRY	LAPS	TIME	GAP	DIFF	MPH	BEST	ON
1	40	A	1 Patrick SHERRINGTON	MCR Sport	11	20:30.220			95.56	1:48.657	7
2	42	A	2 Richard FEARNES	Radical RXC Spyder	11	21:38.169	1:07.949	1:07.949	90.56	1:55.410	8
3	3	B	1 Adam DALE	Radical PR6	11	21:38.931	1:08.711	0.762	90.51	1:56.468	8
4	18	B	2 Jack FABBY	Tiga CN12B	11	22:14.208	1:43.988	35.277	88.11	1:59.241	6
5	6	C	1 Robert GILLMAN	Radical SR3	10	20:41.628	1 Lap	1 Lap	86.08	2:00.318	6
6	50	B	3 Norman LACKFORD	Radical PR6	10	20:49.751	1 Lap	8.123	85.52	2:01.666	8
7	23	C	2 Dominic LANGDON-DOWN	Radical SR3 RS	9	20:37.477	2 Laps	1 Lap	77.73	2:14.580	4

FASTEST LAP

40	A	Patrick SHERRINGTON	MCR Sport	7	1:48.657	98.36 mph	158.30 kph
3	B	Adam DALE	Radical PR6	8	1:56.468	91.76 mph	147.68 kph
6	C	Robert GILLMAN	Radical SR3	6	2:00.318	88.83 mph	142.96 kph

Weather / Track : Cloudy / Dry

These results are provisional until the conclusion of any judicial and technical matters.

Snetterton 300

Circuit Length = 2.9689 miles

Start: 09:26 Flag 09:46 End: 09:48

Clerk Of Course :		Timekeeper : Nick Palmer
-------------------	--	--------------------------

BRSCC OSS Championship

Race 7 - LAP CHART

LAP 1 @ 09:28:03.865			LAP 2 @ 09:29:55.481			LAP 3 @ 09:31:45.731			LAP 4 @ 09:33:35.189			LAP 5 @ 09:35:29.798		
NO	BEHIND	LAP TIME	NO	BEHIND	LAP TIME	NO	BEHIND	LAP TIME	NO	BEHIND	LAP TIME	NO	BEHIND	LAP TIME
40		1:57.564	40		1:51.616	40		1:50.250	40		1:49.458	40		1:54.609
3	5.508	2:03.072	3	10.930	1:57.038	3	19.516	1:58.836	3	27.643	1:57.585	3	30.449	1:57.415
42	7.788	2:05.352	42	14.725	1:58.553	42	22.988	1:58.513	42	31.758	1:58.228	42	33.906	1:56.757
18	11.025	2:08.589	18	22.312	2:02.903	18	33.385	2:01.323	18	44.044	2:00.117	18	48.710	1:59.275
6	13.580	2:11.144	50	27.533	2:05.192	50	44.278	2:06.995	50	1:01.577	2:06.757	6	1:12.577	2:04.742
50	13.957	2:11.521	6	34.325	2:12.361	6	47.998	2:03.923	6	1:02.444	2:03.904	50	1:12.938	2:05.970
23	22.961	2:20.525	23	46.971	2:15.626	23	1:12.521	2:15.800	23	1:37.643	2:14.580			

Weather / Track : Cloudy / Dry

Results can be found at www.tsl-timing.com

Page 1 of 3

Snetterton 300
Circuit Length = 2.9689 miles
Start: 09:26 Flag 09:46 End: 09:48

Printed - 09:50 Sunday, 26 May 2019

BRSCC OSS Championship

Race 7 - LAP CHART

LAP 6 @ 09:37:23.053			LAP 7 @ 09:39:11.710			LAP 8 @ 09:41:04.116			LAP 9 @ 09:42:55.125			LAP 10 @ 09:44:46.011		
NO	BEHIND	LAP TIME	NO	BEHIND	LAP TIME	NO	BEHIND	LAP TIME	NO	BEHIND	LAP TIME	NO	BEHIND	LAP TIME
40		1:53.255	40		1:48.657	40		1:52.406	40		1:51.009	40		1:50.886
23	1 Lap	2:18.290	23	1 Lap	2:18.926	3	45.763	1:56.468	3	52.057	1:57.303	6	1 Lap	2:01.761
3	33.798	1:56.604	3	41.701	1:56.560	42	46.434	1:55.410	42	52.176	1:56.751	50	1 Lap	2:02.966
42	36.439	1:55.788	42	43.430	1:55.648	23	1 Lap	2:18.271	18	1:24.003	2:01.185	42	59.577	1:58.287
18	54.696	1:59.241	18	1:05.970	1:59.931	18	1:13.827	2:00.263	23	1 Lap	2:17.777	3	1:01.597	2:00.426
6	1:19.640	2:00.318	6	1:32.449	2:01.466	6	1:41.004	2:00.961				18	1:34.020	2:00.903
50	1:22.954	2:03.271	50	1:36.956	2:02.659	50	1:46.216	2:01.666						

Weather / Track : Cloudy / Dry

Results can be found at www.tsl-timing.com

Page 2 of 3

Snetterton 300
Circuit Length = 2.9689 miles
Start: 09:26 Flag 09:46 End: 09:48

Printed - 09:50 Sunday, 26 May 2019

BRSCC OSS Championship

Race 7 - LAP CHART

LAP 11	@ 09:46:36.521
---------------	-----------------------

NO	BEHIND	LAP TIME
----	--------	----------

40		1:50.510
-----------	--	----------

23	2 Laps	2:17.682
-----------	--------	----------

6	1 Lap	2:01.048
----------	-------	----------

50	1 Lap	2:02.754
-----------	-------	----------

42	1:07.949	1:58.882
-----------	----------	----------

3	1:08.711	1:57.624
----------	----------	----------

18	1:43.988	2:00.478
-----------	----------	----------

BRSCC OSS Championship

Race 7 - LAP ANALYSIS

DIFF = Difference To Personal Best Lap

P1 40 Patrick SHERRINGTON				
LAP	LAP TIME	DIFF	MPH	TIME OF DAY
1 -	1:57.564	8.907	90.91	09:28:03.865
2 -	1:51.616	2.959	95.75	09:29:55.481
3 -	1:50.250 (3)	1.593	96.94	09:31:45.731
4 -	1:49.458 (2)	0.801	97.64	09:33:35.189
5 -	1:54.609	5.952	93.25	09:35:29.798
6 -	1:53.255	4.598	94.37	09:37:23.053
7 -	1:48.657 (1)		98.36	09:39:11.710
8 -	1:52.406	3.749	95.08	09:41:04.116
9 -	1:51.009	2.352	96.28	09:42:55.125
10 -	1:50.886	2.229	96.38	09:44:46.011
11 -	1:50.510	1.853	96.71	09:46:36.521

P2 42 Richard FEARNES				
LAP	LAP TIME	DIFF	MPH	TIME OF DAY
1 -	2:05.352	9.942	85.26	09:28:11.653
2 -	1:58.553	3.143	90.15	09:30:10.206
3 -	1:58.513	3.103	90.18	09:32:08.719
4 -	1:58.228	2.818	90.40	09:34:06.947
5 -	1:56.757	1.347	91.54	09:36:03.704
6 -	1:55.788 (3)	0.378	92.30	09:37:59.492
7 -	1:55.648 (2)	0.238	92.41	09:39:55.140
8 -	1:55.410 (1)		92.60	09:41:50.550
9 -	1:56.751	1.341	91.54	09:43:47.301
10 -	1:58.287	2.877	90.35	09:45:45.588
11 -	1:58.882	3.472	89.90	09:47:44.470

P3 3 Adam DALE				
LAP	LAP TIME	DIFF	MPH	TIME OF DAY
1 -	2:03.072	6.604	86.84	09:28:09.373
2 -	1:57.038	0.570	91.32	09:30:06.411
3 -	1:58.836	2.368	89.93	09:32:05.247
4 -	1:57.585	1.117	90.89	09:34:02.832
5 -	1:57.415	0.947	91.02	09:36:00.247
6 -	1:56.604 (3)	0.136	91.66	09:37:56.851
7 -	1:56.560 (2)	0.092	91.69	09:39:53.411
8 -	1:56.468 (1)		91.76	09:41:49.879
9 -	1:57.303	0.835	91.11	09:43:47.182
10 -	2:00.426	3.958	88.75	09:45:47.608
11 -	1:57.624	1.156	90.86	09:47:45.232

P4 18 Jack FABBY				
LAP	LAP TIME	DIFF	MPH	TIME OF DAY
1 -	2:08.589	9.348	83.11	09:28:14.890
2 -	2:02.903	3.662	86.96	09:30:17.793
3 -	2:01.323	2.082	88.09	09:32:19.116
4 -	2:00.117	0.876	88.98	09:34:19.233
5 -	1:59.275 (2)	0.034	89.60	09:36:18.508
6 -	1:59.241 (1)		89.63	09:38:17.749
7 -	1:59.931 (3)	0.690	89.11	09:40:17.680
8 -	2:00.263	1.022	88.87	09:42:17.943
9 -	2:01.185	1.944	88.19	09:44:19.128
10 -	2:00.903	1.662	88.40	09:46:20.031
11 -	2:00.478	1.237	88.71	09:48:20.509

P5 6 Robert GILLMAN				
LAP	LAP TIME	DIFF	MPH	TIME OF DAY
1 -	2:11.144	10.826	81.49	09:28:17.445
2 -	2:12.361	12.043	80.74	09:30:29.806

DIFF = Difference To Personal Best Lap

3 -	2:03.923	3.605	86.24	09:32:33.729
4 -	2:03.904	3.586	86.26	09:34:37.633
5 -	2:04.742	4.424	85.68	09:36:42.375
6 -	2:00.318 (1)		88.83	09:38:42.693
7 -	2:01.466	1.148	87.99	09:40:44.159
8 -	2:00.961 (2)	0.643	88.35	09:42:45.120
9 -	2:01.761	1.443	87.77	09:44:46.881
10 -	2:01.048 (3)	0.730	88.29	09:46:47.929

P6 50 Norman LACKFORD				
LAP	LAP TIME	DIFF	MPH	TIME OF DAY
1 -	2:11.521	9.855	81.26	09:28:17.822
2 -	2:05.192	3.526	85.37	09:30:23.014
3 -	2:06.995	5.329	84.16	09:32:30.009
4 -	2:06.757	5.091	84.31	09:34:36.766
5 -	2:05.970	4.304	84.84	09:36:42.736
6 -	2:03.271	1.605	86.70	09:38:46.007
7 -	2:02.659 (2)	0.993	87.13	09:40:48.666
8 -	2:01.666 (1)		87.84	09:42:50.332
9 -	2:02.966	1.300	86.91	09:44:53.298
10 -	2:02.754 (3)	1.088	87.06	09:46:56.052

P7 23 Dominic LANGDON-DOWN				
LAP	LAP TIME	DIFF	MPH	TIME OF DAY
1 -	2:20.525	5.945	76.05	09:28:26.826
2 -	2:15.626 (2)	1.046	78.80	09:30:42.452
3 -	2:15.800 (3)	1.220	78.70	09:32:58.252
4 -	2:14.580 (1)		79.41	09:35:12.832
5 -	2:18.290	3.710	77.28	09:37:31.122
6 -	2:18.926	4.346	76.93	09:39:50.048
7 -	2:18.271	3.691	77.29	09:42:08.319
8 -	2:17.777	3.197	77.57	09:44:26.096
9 -	2:17.682	3.102	77.62	09:46:43.778

Weather / Track : Cloudy / Dry

Results can be found at www.tsl-timing.com

Snetterton 300

Circuit Length = 2.9689 miles

Start: 09:26 Flag 09:46 End: 09:48

Printed - 09:50 Sunday, 26 May 2019

BRSCC OSS Championship

Race 7 - STATISTICS

Competitors Started 7
Planned Start 2019-05-26 @ 09:30:00.000
Actual Start 2019-05-26 @ 09:26:06.300
Finish Time 2019-05-26 @ 09:46:35.601
Track Length 2.9689mi.
Total Laps 73
Total Distance Covered 216.7305mi.

Session Fastest Lap History

NO	CL	NAME	LAP TIME	TIME OF DAY	LAP	VEHICLE
40	A	Patrick SHERRINGTON	1:57.564	09:28:03.877	1	MCR Sport
40	A	Patrick SHERRINGTON	1:51.616	09:29:55.494	2	MCR Sport
40	A	Patrick SHERRINGTON	1:50.250	09:31:45.743	3	MCR Sport
40	A	Patrick SHERRINGTON	1:49.458	09:33:35.202	4	MCR Sport
40	A	Patrick SHERRINGTON	1:48.657	09:39:11.722	7	MCR Sport

Session Leader History

NO	CL	NAME	FROM LAP	LAPS LED	DISTANCE	VEHICLE
40	A	Patrick SHERRINGTON	1	11	29.68 miles	MCR Sport

Flag History

TYPE	TIME OF DAY
GREEN	09:26:06.300
FINISH	09:46:35.601

Flag Statistics

TYPE	COUNT	TOTAL LAPS	TOTAL TIME
Green	1	11	22:18.859
Red	0	0	0.000
Safety Car	0	0	0.000
FCY	0	0	0.000

Weather / Track : Cloudy / Dry

These results are provisional until the conclusion of any judicial and technical matters.

Snetterton 300

Circuit Length = 2.9689 miles

Start: 09:26 Flag 09:46 End: 09:48

Clerk Of Course :

Timekeeper : Nick Palmer

BRSCC OSS Championship

Race 7 - STATISTICS

CLASS : A

2 Starters

Fastest Lap History

NO	NAME	LAP TIME	TIME OF DAY	LAP	VEHICLE
40	Patrick SHERRINGTON	1:57.564	09:28:03.877	1	MCR Sport
40	Patrick SHERRINGTON	1:51.616	09:29:55.494	2	MCR Sport
40	Patrick SHERRINGTON	1:50.250	09:31:45.743	3	MCR Sport
40	Patrick SHERRINGTON	1:49.458	09:33:35.202	4	MCR Sport
40	Patrick SHERRINGTON	1:48.657	09:39:11.722	7	MCR Sport

Leader History

NO	NAME	FROM LAP	LAPS LED	DISTANCE	VEHICLE
40	Patrick SHERRINGTON	1	11	29.68 miles	MCR Sport

Weather / Track : Cloudy / Dry

These results are provisional until the conclusion of any judicial and technical matters.

Snetterton 300

Circuit Length = 2.9689 miles

Start: 09:26 Flag 09:46 End: 09:48

Clerk Of Course :

Timekeeper : Nick Palmer

BRSCC OSS Championship

Race 7 - STATISTICS

CLASS : B

3 Starters

Fastest Lap History

NO	NAME	LAP TIME	TIME OF DAY	LAP	VEHICLE
3	Adam DALE	2:03.072	09:28:09.389	1	Radical PR6
3	Adam DALE	1:57.038	09:30:06.427	2	Radical PR6
3	Adam DALE	1:56.604	09:37:56.867	6	Radical PR6
3	Adam DALE	1:56.560	09:39:53.427	7	Radical PR6
3	Adam DALE	1:56.468	09:41:49.895	8	Radical PR6

Leader History

NO	NAME	FROM LAP	LAPS LED	DISTANCE	VEHICLE
3	Adam DALE	1	11	29.68 miles	Radical PR6

Weather / Track : Cloudy / Dry

These results are provisional until the conclusion of any judicial and technical matters.

Snetterton 300

Circuit Length = 2.9689 miles

Start: 09:26 Flag 09:46 End: 09:48

Clerk Of Course :

Timekeeper : Nick Palmer

BRSCC OSS Championship

Race 7 - STATISTICS

CLASS : C

2 Starters

Fastest Lap History

NO	NAME	LAP TIME	TIME OF DAY	LAP	VEHICLE
6	Robert GILLMAN	2:11.144	09:28:17.464	1	Radical SR3
6	Robert GILLMAN	2:03.923	09:32:33.748	3	Radical SR3
6	Robert GILLMAN	2:03.904	09:34:37.653	4	Radical SR3
6	Robert GILLMAN	2:00.318	09:38:42.713	6	Radical SR3

Leader History

NO	NAME	FROM LAP	LAPS LED	DISTANCE	VEHICLE
6	Robert GILLMAN	1	10	26.72 miles	Radical SR3

Weather / Track : Cloudy / Dry

These results are provisional until the conclusion of any judicial and technical matters.

Snetterton 300

Circuit Length = 2.9689 miles


Start: 09:26 Flag 09:46 End: 09:48

Clerk Of Course :

Timekeeper : Nick Palmer

BRSCC OSS Championship

Race 13 - GRID (15 minutes) - AMENDED

ROW 3	5	50	Norman LACKFORD	6	23	Dominic LANGDON-DOWN
ROW 2	3	18	Jack FABBY	4	6	Robert GILLMAN
ROW 1	1	40	Patrick SHERRINGTON	2	42	Richard FEARNs
Pole						
						

Car 3 - withdrawn.

Snetterton 300

Circuit Length = 2.9689 miles

These results are provisional until the conclusion of any judicial and technical matters.

Clerk Of Course :

Timekeeper : Nick Palmer

BRSCC OSS Championship

Race 13 - CLASSIFICATION

POS	NO	CL	PIC NAME	ENTRY	LAPS	TIME	GAP	DIFF	MPH	BEST	ON
1	40	A	1 Patrick SHERRINGTON	MCR Sport	7	14:50.346			84.03	1:51.474	3
2	18	B	1 Jack FABBY	Tiga CN12B	7	15:58.682	1:08.336	1:08.336	78.04	2:00.845	3
3	50	B	2 Norman LACKFORD	Radical PR6	7	16:35.941	1:45.595	37.259	75.12	2:03.963	3
4	6	C	1 Robert GILLMAN	Radical SR3	7	16:36.614	1:46.268	0.673	75.07	2:02.752	2
5	23	C	2 Dominic LANGDON-DOWN	Radical SR3 RS	6	15:07.214	1 Lap	1 Lap	70.68	2:14.461	3
NOT CLASSIFIED											
DNF	42	A	Richard FEARNES	Radical RXC Spyder	3	6:05.909	4 Laps	3 Laps	87.62	2:00.795	3
FASTEST LAP											
40	A	Patrick SHERRINGTON	MCR Sport	3	1:51.474	95.87 mph	154.30 kph				
18	B	Jack FABBY	Tiga CN12B	3	2:00.845	88.44 mph	142.33 kph				
6	C	Robert GILLMAN	Radical SR3	2	2:02.752	87.07 mph	140.12 kph				

Weather / Track : Drizzle / Damp

These results are provisional until the conclusion of any judicial and technical matters.

Snetterton 300

Circuit Length = 2.9689 miles

Start: 14:19 Flag 14:34 End: 14:36

Clerk Of Course :		Timekeeper : Nick Palmer
-------------------	--	--------------------------

BRSCC OSS Championship

Race 13 - LAP CHART

LAP 1 @ 14:21:35.390			LAP 2 @ 14:23:27.546			LAP 3 @ 14:25:19.020			LAP 4 @ 14:27:10.825			LAP 5 @ 14:29:35.025		
NO	BEHIND	LAP TIME	NO	BEHIND	LAP TIME	NO	BEHIND	LAP TIME	NO	BEHIND	LAP TIME	NO	BEHIND	LAP TIME
40		1:57.362	40		1:52.156	40		1:51.474	40		1:51.805	40		2:24.200
42	4.877	2:02.239	42	15.596	2:02.875	42	24.917	2:00.795	18	47.497	2:13.348	18	57.617	2:34.320
18	6.535	2:03.897	18	16.583	2:02.204	18	25.954	2:00.845	6	56.690	2:18.170	50	1:19.531	2:41.854
6	7.587	2:04.949	6	18.183	2:02.752	6	30.325	2:03.616	50	1:01.877	2:17.307	6	1:22.112	2:49.622
50	12.054	2:09.416	50	23.886	2:03.988	50	36.375	2:03.963	23	1:55.577	2:39.306	23	2:24.660	2:53.283
23	20.739	2:18.101	23	45.089	2:16.506	23	1:08.076	2:14.461						

Weather / Track : Drizzle / Damp

Results can be found at www.tsl-timing.com

Page 1 of 2

Snetterton 300
Circuit Length = 2.9689 miles
Start: 14:19 Flag 14:34 End: 14:36

Printed - 14:38 Sunday, 26 May 2019

BRSCC OSS Championship

Race 13 - LAP CHART

LAP 6 @ 14:32:01.988			LAP 7 @ 14:34:28.374		
NO	BEHIND	LAP TIME	NO	BEHIND	LAP TIME
40		2:26.963	40		2:26.386
18	1:03.770	2:33.116	23	1 Lap	2:45.557
50	1:36.669	2:44.101	18	1:08.336	2:30.952
6	1:38.826	2:43.677	50	1:45.595	2:35.312
			6	1:46.268	2:33.828

BRSCC OSS Championship

Race 13 - LAP ANALYSIS

DIFF = Difference To Personal Best Lap

P1 40 Patrick SHERRINGTON				
LAP	LAP TIME	DIFF	MPH	TIME OF DAY
1 -	1:57.362	5.888	91.06	14:21:35.390
2 -	1:52.156 (3)	0.682	95.29	14:23:27.546
3 -	1:51.474 (1)		95.87	14:25:19.020
4 -	1:51.805 (2)	0.331	95.59	14:27:10.825
5 -	2:24.200	32.726	74.11	14:29:35.025
6 -	2:26.963	35.489	72.72	14:32:01.988
7 -	2:26.386	34.912	73.01	14:34:28.374

P2 18 Jack FABBY				
LAP	LAP TIME	DIFF	MPH	TIME OF DAY
1 -	2:03.897 (3)	3.052	86.26	14:21:41.925
2 -	2:02.204 (2)	1.359	87.46	14:23:44.129
3 -	2:00.845 (1)		88.44	14:25:44.974
4 -	2:13.348	12.503	80.15	14:27:58.322
5 -	2:34.320	33.475	69.25	14:30:32.642
6 -	2:33.116	32.271	69.80	14:33:05.758
7 -	2:30.952	30.107	70.80	14:35:36.710

P3 50 Norman LACKFORD				
LAP	LAP TIME	DIFF	MPH	TIME OF DAY
1 -	2:09.416 (3)	5.453	82.58	14:21:47.444
2 -	2:03.988 (2)	0.025	86.20	14:23:51.432
3 -	2:03.963 (1)		86.21	14:25:55.395
4 -	2:17.307	13.344	77.84	14:28:12.702
5 -	2:41.854	37.891	66.03	14:30:54.556
6 -	2:44.101	40.138	65.13	14:33:38.657
7 -	2:35.312	31.349	68.81	14:36:13.969

P4 6 Robert GILLMAN				
LAP	LAP TIME	DIFF	MPH	TIME OF DAY
1 -	2:04.949 (3)	2.197	85.53	14:21:42.977
2 -	2:02.752 (1)		87.07	14:23:45.729
3 -	2:03.616 (2)	0.864	86.46	14:25:49.345
4 -	2:18.170	15.418	77.35	14:28:07.515
5 -	2:49.622	46.870	63.01	14:30:57.137
6 -	2:43.677	40.925	65.29	14:33:40.814
7 -	2:33.828	31.076	69.48	14:36:14.642

P5 23 Dominic LANGDON-DOWN				
LAP	LAP TIME	DIFF	MPH	TIME OF DAY
1 -	2:18.101 (3)	3.640	77.39	14:21:56.129
2 -	2:16.506 (2)	2.045	78.29	14:24:12.635
3 -	2:14.461 (1)		79.48	14:26:27.096
4 -	2:39.306	24.845	67.09	14:29:06.402
5 -	2:53.283	38.822	61.67	14:31:59.685
6 -	2:45.557	31.096	64.55	14:34:45.242

P6 42 Richard FEARNES				
LAP	LAP TIME	DIFF	MPH	TIME OF DAY
1 -	2:02.239 (2)	1.444	87.43	14:21:40.267
2 -	2:02.875 (3)	2.080	86.98	14:23:43.142
3 -	2:00.795 (1)		88.48	14:25:43.937

Weather / Track : Drizzle / Damp

Results can be found at www.tsl-timing.com

Snetterton 300

Circuit Length = 2.9689 miles

Start: 14:19 Flag 14:34 End: 14:36

Printed - 14:38 Sunday, 26 May 2019

BRSCC OSS Championship

Race 13 - STATISTICS

Competitors Started 6
Planned Start 2019-05-26 @ 14:25:00.000
Actual Start 2019-05-26 @ 14:19:38.027
Finish Time 2019-05-26 @ 14:34:27.558
Track Length 2.9689mi.
Total Laps 37
Total Distance Covered 109.8497mi.

Session Fastest Lap History

NO	CL	NAME	LAP TIME	TIME OF DAY	LAP	VEHICLE
40	A	Patrick SHERRINGTON	1:57.362	14:21:35.402	1	MCR Sport
40	A	Patrick SHERRINGTON	1:52.156	14:23:27.558	2	MCR Sport
40	A	Patrick SHERRINGTON	1:51.474	14:25:19.033	3	MCR Sport

Session Leader History

NO	CL	NAME	FROM LAP	LAPS LED	DISTANCE	VEHICLE
40	A	Patrick SHERRINGTON	1	7	17.81 miles	MCR Sport

Flag History

TYPE	TIME OF DAY
GREEN	14:19:38.027
FINISH	14:34:27.558

Flag Statistics

TYPE	COUNT	TOTAL LAPS	TOTAL TIME
Green	1	7	16:41.125
Red	0	0	0.000
Safety Car	0	0	0.000
FCY	0	0	0.000

Weather / Track : Drizzle / Damp

These results are provisional until the conclusion of any judicial and technical matters.

Snetterton 300

Circuit Length = 2.9689 miles

Start: 14:19 Flag 14:34 End: 14:36

Clerk Of Course :

Timekeeper : Nick Palmer

BRSCC OSS Championship

Race 13 - STATISTICS

CLASS : A

2 Starters

Fastest Lap History

NO	NAME	LAP TIME	TIME OF DAY	LAP	VEHICLE
40	Patrick SHERRINGTON	1:57.362	14:21:35.402	1	MCR Sport
40	Patrick SHERRINGTON	1:52.156	14:23:27.558	2	MCR Sport
40	Patrick SHERRINGTON	1:51.474	14:25:19.033	3	MCR Sport

Leader History

NO	NAME	FROM LAP	LAPS LED	DISTANCE	VEHICLE
40	Patrick SHERRINGTON	1	7	17.81 miles	MCR Sport

Weather / Track : Drizzle / Damp

These results are provisional until the conclusion of any judicial and technical matters.

Snetterton 300

Circuit Length = 2.9689 miles

Start: 14:19 Flag 14:34 End: 14:36

Clerk Of Course :

Timekeeper : Nick Palmer

BRSCC OSS Championship

Race 13 - STATISTICS

CLASS : B

2 Starters

Fastest Lap History

NO	NAME	LAP TIME	TIME OF DAY	LAP	VEHICLE
18	Jack FABBY	2:03.897	14:21:41.997	1	Tiga CN12B
18	Jack FABBY	2:02.204	14:23:44.200	2	Tiga CN12B
18	Jack FABBY	2:00.845	14:25:45.044	3	Tiga CN12B

Leader History

NO	NAME	FROM LAP	LAPS LED	DISTANCE	VEHICLE
18	Jack FABBY	1	7	17.81 miles	Tiga CN12B

Weather / Track : Drizzle / Damp

These results are provisional until the conclusion of any judicial and technical matters.

Snetterton 300

Circuit Length = 2.9689 miles

Start: 14:19 Flag 14:34 End: 14:36

Clerk Of Course :

Timekeeper : Nick Palmer

BRSCC OSS Championship

Race 13 - STATISTICS

CLASS : C

2 Starters

Fastest Lap History

NO	NAME	LAP TIME	TIME OF DAY	LAP	VEHICLE
6	Robert GILLMAN	2:04.949	14:21:42.997	1	Radical SR3
6	Robert GILLMAN	2:02.752	14:23:45.749	2	Radical SR3

Leader History

NO	NAME	FROM LAP	LAPS LED	DISTANCE	VEHICLE
6	Robert GILLMAN	1	7	17.81 miles	Radical SR3

Weather / Track : Drizzle / Damp

These results are provisional until the conclusion of any judicial and technical matters.

Snetterton 300

Circuit Length = 2.9689 miles

Start: 14:19 Flag 14:34 End: 14:36

Clerk Of Course :

Timekeeper : Nick Palmer