



# TCR UK TOURING CAR CHAMPIONSHIP



Rounds 1, 2 & 3  
Brands Hatch Indy  
13<sup>th</sup> / 14<sup>th</sup> April 2024



Timing & Results Provided by Timing Solutions Ltd

[www.tsl-timing.com](http://www.tsl-timing.com)



BrandsHatch

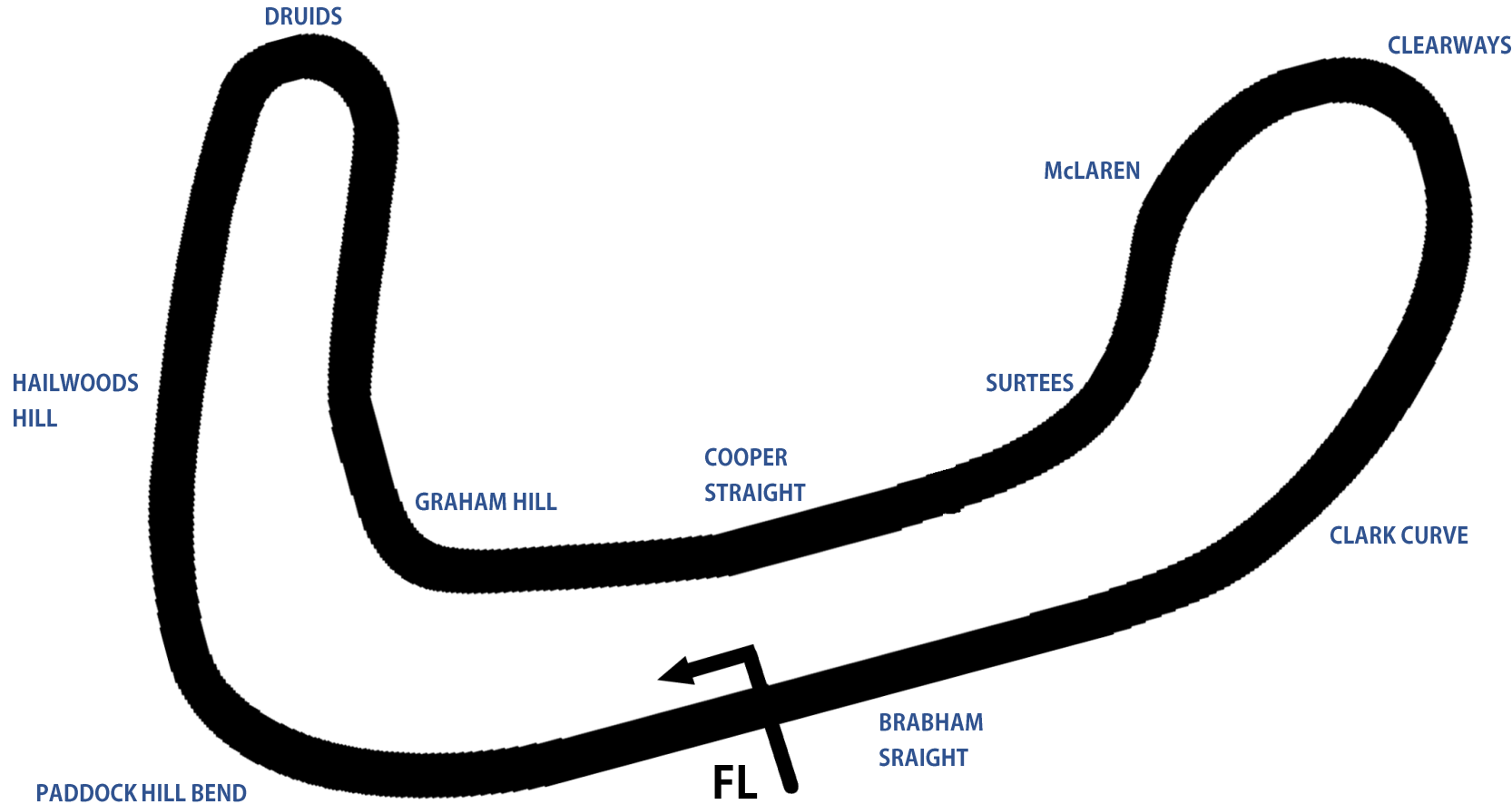
# Brands Hatch Indy Circuit

Fawkham, Longfield, Kent, UK

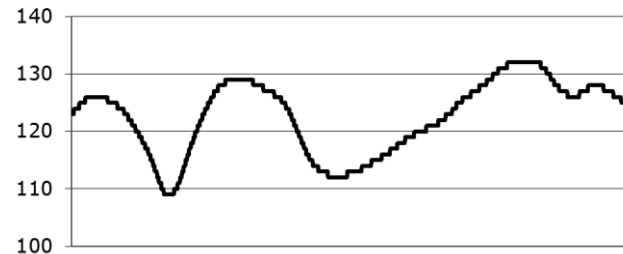


SPORTS TIMING

TIMING SOLUTIONS LTD



Circuit Altitude (m)



Length	1.2079 miles   1.944 km   1944.0 m		
FL		51.36032 N	0.26032 E
Pit Entry	1669m	51.35911 N	0.25743 E
Pit Exit	0m after FL	51.36017 N	0.26051 E
Pit Entry - Pit Exit	251m, 18.1s @ 50kph, 15.0s @ 60kph		

# TCR UK Touring Car Championship

## QUALIFYING - RACE 3 - 2ND FASTEST CLASSIFICATION

POS	NO	NAME	ENTRY	TIME	ON	LAPS	GAP	DIFF	MPH
1	16*	Callum NEWSHAM	Hyundai i30 N TCR - JH Racing	48.014	14	17			90.56
2	20	Viktor ANDERSSON	Lynk & Co 03 TCR - Pro Alloys Racing	48.176	16	18	0.162	0.162	90.26
3	1	Carl BOARDLEY	Cupra Leon Competición TCR - CBM with Hart GT	48.232	8	14	0.218	0.056	90.16
4	99	Joseph MARSHALL-BIRKS	Audi RS3 LMS TCR GEN II - Rob Boston Racing	48.320	11	18	0.306	0.088	89.99
5	17*	Brad HUTCHISON	Cupra Leon Competición TCR - MPH Racing	48.720	8	14	0.706	0.400	89.25
6	115*	Luke SARGEANT	Cupra Leon Competición TCR - R.S Vehicle Sales with	48.924	7	13	0.910	0.204	88.88
7	7*	Will POWELL	Honda Civic Type R FK7 TCR -	49.161	17	18	1.147	0.237	88.45
8	27*	William BEECH	Volkswagen Golf GTI TCR -	50.049	8	17	2.035	0.888	86.88
9	28*	Bradley THURSTON	Audi RS3 LMS TCR SEQ - Sport77	50.322	17	17	2.308	0.273	86.41
10	22	Rick KERRY	Cupra TCR - EDF Motorsport	50.614	5	8	2.600	0.292	85.91
11	77*	Mark SMITH	Cupra TCR - Richmond Fire Motorsport	50.755	17	20	2.741	0.141	85.67
12	19*	Jeffrey ALDEN	Opel Astra TCR - Matrix Motorsport with DW Racing	51.286	13	19	3.272	0.531	84.79
13	285	Darron LEWIS	Hyundai i30 N TCR - DLR with JH Racing	52.777	4	10	4.763	1.491	82.39
14	117*	Adam SHEPHERD	Cupra Leon Competición TCR -	56.596	2	10	8.582	3.819	76.83
DQ	50	Darelle WILSON	Vauxhall Astra TCR - DW Racing						

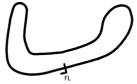
Comments: \*Car Nos 19 & 115 - No working transponder - Please fit for Race - Q 12.8.1 Applies.  
 \*Car No 117 - Times disallowed after 10:10 towed off circuit - Championship Regulation 2.3.9  
 Car No 50 - All times disallowed - C3.3 - Eligibility Championship Regulation 5.21.8 - Start at back plus 10 seconds delay.  
 No. 16, 17, 27, 28, 77, 117 - 1 Lap time disallowed; exceeding track limits.  
 No. 7, 19 - 2 Lap times disallowed; exceeding track limits.

Weather / Track : Bright / Dry

Date: 13/04/2024 Start: 10:01 Finish: 10:21

These results are provisional until the conclusion of any judicial and technical matters.

Brands Hatch Indy: 1.2079 miles

Clerk Of Course: Andrew Holley	Stewards:	Timekeeper: Peter Knight	
--------------------------------	-----------	--------------------------	---

Results can be found at [www.tsl-timing.com](http://www.tsl-timing.com)

Printed - 13:59 Saturday, 13 April 2024



# TCR UK Touring Car Championship

## QUALIFYING - RACE 3 - CLASSIFICATION

POS	NO	NAME	ENTRY	TIME	ON	LAPS	GAP	DIFF	MPH
1	16*	Callum NEWSHAM	Hyundai i30 N TCR - JH Racing	47.907	15	17			90.77
2	20	Viktor ANDERSSON	Lynk & Co 03 TCR - Pro Alloys Racing	47.936	17	18	0.029	0.029	90.71
3	1	Carl BOARDLEY	Cupra Leon Competición TCR - CBM with Hart GT	48.212	7	14	0.305	0.276	90.19
4	99	Joseph MARSHALL-BIRKS	Audi RS3 LMS TCR GEN II - Rob Boston Racing	48.264	17	18	0.357	0.052	90.10
5	17*	Brad HUTCHISON	Cupra Leon Competición TCR - MPH Racing	48.538	12	14	0.631	0.274	89.59
6	115*	Luke SARGEANT	Cupra Leon Competición TCR - R.S Vehicle Sales with	48.918	11	13	1.011	0.380	88.89
7	7*	Will POWELL	Honda Civic Type R FK7 TCR -	49.032	18	18	1.125	0.114	88.68
8	117*	Adam SHEPHERD	Cupra Leon Competición TCR -	49.095	5	10	1.188	0.063	88.57
9	285	Darron LEWIS	Hyundai i30 N TCR - DLR with JH Racing	49.635	10	10	1.728	0.540	87.61
10	27*	William BEECH	Volkswagen Golf GTi TCR -	49.682	17	17	1.775	0.047	87.52
11	22	Rick KERRY	Cupra TCR - EDF Motorsport	50.155	6	8	2.248	0.473	86.70
12	28*	Bradley THURSTON	Audi RS3 LMS TCR SEQ - Sport77	50.312	13	17	2.405	0.157	86.43
13	77*	Mark SMITH	Cupra TCR - Richmond Fire Motorsport	50.658	16	20	2.751	0.346	85.84
14	19*	Jeffrey ALDEN	Opel Astra TCR - Matrix Motorsport with DW Racing	51.138	18	19	3.231	0.480	85.03
DQ	50	Darelle WILSON	Vauxhall Astra TCR - DW Racing						

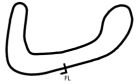
Comments: \*Car Nos 19 & 115 - No working transponder - Please fit for Race - Q 12.8.1 Applies.  
 \*Car No 117 - Times disallowed after 10:10 towed off circuit - Championship Regulation 2.3.9  
 Car No 50 - All times disallowed - C3.3 -Eligibility Championship Regulation 5.21.8 - Start at back plus 10 seconds delay.  
 No. 16, 17, 27, 28, 77, 117 - 1 Lap time disallowed; exceeding track limits.  
 No. 7, 19 - 2 Lap times disallowed; exceeding track limits.

Weather / Track : Bright / Dry

Date: 13/04/2024 Start: 10:01 Finish: 10:21

These results are provisional until the conclusion of any judicial and technical matters.

Brands Hatch Indy: 1.2079 miles

Clerk Of Course: Andrew Holley	Stewards:	Timekeeper: Peter Knight	
--------------------------------	-----------	--------------------------	---

Results can be found at [www.tsl-timing.com](http://www.tsl-timing.com)

Printed - 12:18 Saturday, 13 April 2024



# TCR UK Touring Car Championship

## QUALIFYING - RACE 3 - LAP ANALYSIS

DIFF = Difference To Personal Best Lap

P1 16 Callum NEWSHAM				
LAP	LAP TIME	DIFF	MPH	TIME OF DAY
1 -	1:09.652	21.745	62.43	10:03:20.102
2 -	2:38.229 <b>P</b>	1:50.322	27.48	10:05:58.331
3 -	54.565	6.658	79.69	10:06:52.896
4 -	52.360	4.453	83.05	10:07:45.256
5 -	49.825	1.918	87.27	10:08:35.081
6 -	48.622	0.715	89.43	10:09:23.703
7 -	48.752	0.845	89.19	10:10:12.455
8 -	48.483	0.576	89.69	10:11:00.938
9 -	2:46.665 <b>D</b>	1:28.758	31.81	10:13:17.603
10 -	57.127	9.220	76.12	10:14:14.730
11 -	50.688	2.781	85.79	10:15:05.418
12 -	49.415	1.508	88.00	10:15:54.833
13 -	48.390	0.483	89.86	10:16:43.223
14 -	48.014 <b>(2)</b>	0.107	90.56	10:17:31.237
15 -	<b>47.907 (1)</b>		<b>90.77</b>	<b>10:18:19.144</b>
16 -	54.939	7.032	79.15	10:19:14.083
17 -	48.066 <b>(3)</b>	0.159	90.47	10:20:02.149

P2 20 Viktor ANDERSSON				
LAP	LAP TIME	DIFF	MPH	TIME OF DAY
1 -	1:05.166	17.230	66.73	10:03:22.486
2 -	55.033	7.097	79.01	10:04:17.519
3 -	3:20.577 <b>P</b>	2:32.641	21.68	10:07:38.096
4 -	58.305	10.369	74.58	10:08:36.401
5 -	49.858	1.922	87.21	10:09:26.259
6 -	52.628	4.692	82.62	10:10:18.887
7 -	48.927	0.991	88.87	10:11:07.814
8 -	49.711	1.775	87.47	10:11:57.525
9 -	48.453	0.517	89.74	10:12:45.978
10 -	2:57.678 <b>P</b>	2:09.742	24.47	10:15:43.656
11 -	1:02.255	14.319	69.85	10:16:45.911
12 -	52.049	4.113	83.54	10:17:37.960
13 -	49.080	1.144	88.60	10:18:27.040
14 -	48.271	0.335	90.08	10:19:15.311
15 -	48.213	0.277	90.19	10:20:03.524
16 -	48.176 <b>(2)</b>	0.240	90.26	10:20:51.700
17 -	<b>47.936 (1)</b>		<b>90.71</b>	<b>10:21:39.636</b>
18 -	48.184 <b>(3)</b>	0.248	90.24	10:22:27.820

P3 1 Carl BOARDLEY				
LAP	LAP TIME	DIFF	MPH	TIME OF DAY
1 -	1:23.617	35.405	52.00	10:08:18.124
2 -	3:35.532 <b>P</b>	2:47.320	20.17	10:11:53.656
3 -	1:01.361	13.149	70.86	10:12:55.017
4 -	51.141	2.929	85.03	10:13:46.158
5 -	48.989	0.777	88.76	10:14:35.147
6 -	48.410	0.198	89.82	10:15:23.557
7 -	<b>48.212 (1)</b>		<b>90.19</b>	<b>10:16:11.769</b>
8 -	48.232 <b>(2)</b>	0.020	90.16	10:17:00.001
9 -	48.283 <b>(3)</b>	0.071	90.06	10:17:48.284
10 -	48.561	0.349	89.54	10:18:36.845
11 -	49.617	1.405	87.64	10:19:26.462
12 -	51.611	3.399	84.25	10:20:18.073
13 -	48.512	0.300	89.63	10:21:06.585
14 -	48.674	0.462	89.34	10:21:55.259

P4 99 Joseph MARSHALL-BIRKS				
LAP	LAP TIME	DIFF	MPH	TIME OF DAY
1 -	1:06.200	17.936	65.68	10:03:05.908
2 -	59.152	10.888	73.51	10:04:05.060

DIFF = Difference To Personal Best Lap

3 -	3:27.452 <b>P</b>	2:39.188	20.96	10:07:32.512
4 -	58.937	10.673	73.78	10:08:31.449
5 -	53.461	5.197	81.34	10:09:24.910
6 -	48.702	0.438	89.29	10:10:13.612
7 -	48.662	0.398	89.36	10:11:02.274
8 -	48.599	0.335	89.47	10:11:50.873
9 -	48.467 <b>(3)</b>	0.203	89.72	10:12:39.340
10 -	52.461	4.197	82.89	10:13:31.801
11 -	48.320 <b>(2)</b>	0.056	89.99	10:14:20.121
12 -	2:31.252 <b>P</b>	1:42.988	28.75	10:16:51.373
13 -	1:00.276	12.012	72.14	10:17:51.649
14 -	54.510	6.246	79.77	10:18:46.159
15 -	49.617	1.353	87.64	10:19:35.776
16 -	48.487	0.223	89.68	10:20:24.263
17 -	<b>48.264 (1)</b>		<b>90.10</b>	<b>10:21:12.527</b>
18 -	49.252	0.988	88.29	10:22:01.779

P5 117 Adam SHEPHERD				
LAP	LAP TIME	DIFF	MPH	TIME OF DAY
1 -	1:08.863	20.596	63.14	10:03:10.218
2 -	56.596	8.329	76.83	10:04:06.814
3 -	3:18.129 <b>P</b>	2:29.862	21.94	10:07:24.943
4 -	53.156	4.889	81.80	10:08:18.099
5 -	49.095 <b>(3)</b>	0.828	88.57	10:09:07.194
6 -	7:06.791 <b>P</b>	6:18.524	10.18	10:16:13.985
7 -	52.954	4.687	82.12	10:17:06.939
8 -	48.528 <b>(2)</b>	0.261	89.61	10:17:55.467
9 -	48.437 <b>D</b>	0.170	89.77	10:18:43.904
10 -	<b>48.267 (1)</b>		<b>90.09</b>	<b>10:19:32.171</b>

P6 17 Brad HUTCHISON				
LAP	LAP TIME	DIFF	MPH	TIME OF DAY
1 -	1:07.739	19.201	64.19	10:04:02.981
2 -	1:00.060	11.522	72.40	10:05:03.041
3 -	4:31.708 <b>P</b>	3:43.170	16.00	10:09:34.749
4 -	1:00.443	11.905	71.94	10:10:35.192
5 -	53.157	4.619	81.80	10:11:28.349
6 -	49.395	0.857	88.03	10:12:17.744
7 -	48.858 <b>D</b>	0.320	89.00	10:13:06.602
8 -	48.720 <b>(2)</b>	0.182	89.25	10:13:55.322
9 -	48.840	0.302	89.03	10:14:44.162
10 -	49.509	0.971	87.83	10:15:33.671
11 -	48.814 <b>(3)</b>	0.276	89.08	10:16:22.485
12 -	<b>48.538 (1)</b>		<b>89.59</b>	<b>10:17:11.023</b>
13 -	4:02.842 <b>P</b>	3:14.304	17.90	10:21:13.865
14 -	54.359	5.821	79.99	10:22:08.224

P7 115 Luke SARGEANT				
LAP	LAP TIME	DIFF	MPH	TIME OF DAY
1 -	59.445	10.527	73.15	10:04:27.804
2 -	4:43.052	3:54.134	15.36	10:09:10.856
3 -	50.815	1.897	85.57	10:10:01.671
4 -	50.293	1.375	86.46	10:10:51.964
5 -	49.571	0.653	87.72	10:11:41.535
6 -	49.580	0.662	87.70	10:12:31.115
7 -	48.924 <b>(2)</b>	0.006	88.88	10:13:20.039
8 -	48.929 <b>(3)</b>	0.011	88.87	10:14:08.968
9 -	49.046	0.128	88.66	10:14:58.014
10 -	48.972	0.054	88.79	10:15:46.986
11 -	<b>48.918 (1)</b>		<b>88.89</b>	<b>10:16:35.904</b>
12 -	49.234	0.316	88.32	10:17:25.138
13 -	50.034	1.116	86.91	10:18:15.172

# TCR UK Touring Car Championship

## QUALIFYING - RACE 3 - LAP ANALYSIS

DIFF = Difference To Personal Best Lap

P8 7 Will POWELL				
LAP	LAP TIME	DIFF	MPH	TIME OF DAY
1 -	3:45.545	P 2:56.513	19.28	10:05:50.333
2 -	59.704	D 10.669	72.83	10:06:50.034
3 -	51.157	2.125	85.00	10:07:41.191
4 -	54.480	5.448	79.82	10:08:35.671
5 -	50.275	1.243	86.49	10:09:25.946
6 -	49.698	D 0.576	87.65	10:10:15.554
7 -	50.683	1.651	85.80	10:11:06.237
8 -	49.928	0.896	87.09	10:11:56.165
9 -	49.503	0.471	87.84	10:12:45.668
10 -	51.987	2.955	83.64	10:13:37.655
11 -	49.815	0.783	87.29	10:14:27.470
12 -	49.415	0.383	88.00	10:15:16.885
13 -	2:58.322	P 2:09.290	24.38	10:18:15.207
14 -	54.421	5.389	79.90	10:19:09.628
15 -	49.356	0.324	88.10	10:19:58.984
16 -	49.180	(3) 0.148	88.42	10:20:48.164
17 -	49.161	(2) 0.129	88.45	10:21:37.325
18 -	49.032	(1)	88.68	10:22:26.357

P9 285 Darron LEWIS				
LAP	LAP TIME	DIFF	MPH	TIME OF DAY
1 -	1:08.229	18.594	63.73	10:03:20.653
2 -	3:46.041	P 2:56.406	19.23	10:07:06.694
3 -	56.850	7.215	76.49	10:08:03.544
4 -	52.777	(2) 3.142	82.39	10:08:56.321
5 -	2:09.969	P 1:20.334	33.45	10:11:06.290
6 -	3:05.110	P 2:15.475	23.49	10:14:11.400
7 -	3:55.367	P 3:05.732	18.47	10:18:06.767
8 -	2:21.587	P 1:31.952	30.71	10:20:28.354
9 -	52.991	3.356	82.06	10:21:21.345
10 -	49.635	(1)	87.61	10:22:10.980

P10 27 William BEECH				
LAP	LAP TIME	DIFF	MPH	TIME OF DAY
1 -	1:14.967	25.285	58.00	10:03:22.642
2 -	1:01.894	12.212	70.25	10:04:24.536
3 -	3:14.423	P 2:24.741	22.36	10:07:38.959
4 -	1:01.968	12.286	70.17	10:08:40.927
5 -	54.653	4.971	79.56	10:09:35.580
6 -	51.540	1.858	84.37	10:10:27.120
7 -	50.609	0.927	85.92	10:11:17.729
8 -	50.049	(2) 0.367	86.88	10:12:07.778
9 -	51.263	1.581	84.82	10:12:59.041
10 -	54.890	5.208	79.22	10:13:53.931
11 -	50.198	(3) 0.516	86.62	10:14:44.129
12 -	59.015	9.333	73.68	10:15:43.144
13 -	2:24.757	P 1:35.075	30.04	10:18:07.901
14 -	59.762	10.080	72.76	10:19:07.663
15 -	59.083	9.401	73.60	10:20:06.746
16 -	52.640	D 2.958	82.61	10:20:59.386
17 -	49.682	(1)	87.52	10:21:49.068

P11 22 Rick KERRY				
LAP	LAP TIME	DIFF	MPH	TIME OF DAY
1 -	1:06.413	16.258	65.47	10:03:32.900
2 -	58.656	8.501	74.13	10:04:31.556
3 -	53.821	3.666	80.79	10:05:25.377
4 -	51.819	(3) 1.664	83.91	10:06:17.196
5 -	50.614	(2) 0.459	85.91	10:07:07.810
6 -	50.155	(1)	86.70	10:07:57.965

DIFF = Difference To Personal Best Lap

7 -	2:32.397	P 1:42.242	28.53	10:10:30.362
8 -	55.239	5.084	78.72	10:11:25.601

P12 28 Bradley THURSTON				
LAP	LAP TIME	DIFF	MPH	TIME OF DAY
1 -	1:08.304	17.992	63.66	10:03:32.332
2 -	59.495	9.183	73.09	10:04:31.827
3 -	4:02.518	P 3:12.206	17.93	10:08:34.345
4 -	55.583	5.271	78.23	10:09:29.928
5 -	51.853	1.541	83.86	10:10:21.781
6 -	51.122	0.810	85.06	10:11:12.903
7 -	51.051	0.739	85.18	10:12:03.954
8 -	54.377	4.065	79.97	10:12:58.331
9 -	51.022	0.710	85.22	10:13:49.353
10 -	54.093	3.781	80.39	10:14:43.446
11 -	50.406	D 0.094	86.27	10:15:33.852
12 -	50.782	0.470	85.63	10:16:24.634
13 -	50.312	(1)	86.43	10:17:14.946
14 -	2:20.008	P 1:29.696	31.05	10:19:34.954
15 -	53.610	3.298	81.11	10:20:28.564
16 -	50.608	(3) 0.296	85.92	10:21:19.172
17 -	50.322	(2) 0.010	86.41	10:22:09.494

P13 77 Mark SMITH				
LAP	LAP TIME	DIFF	MPH	TIME OF DAY
1 -	1:18.775	28.117	55.20	10:03:33.483
2 -	1:03.848	13.190	68.10	10:04:37.331
3 -	57.157	6.499	76.08	10:05:34.488
4 -	55.351	4.693	78.56	10:06:29.839
5 -	53.147	2.489	81.82	10:07:22.986
6 -	52.934	2.276	82.15	10:08:15.920
7 -	52.757	2.099	82.42	10:09:08.677
8 -	52.098	1.440	83.46	10:10:00.775
9 -	51.005	0.347	85.25	10:10:51.780
10 -	51.476	0.818	84.47	10:11:43.256
11 -	51.205	0.547	84.92	10:12:34.461
12 -	50.707	D 0.049	85.75	10:13:25.168
13 -	50.846	(3) 0.188	85.52	10:14:16.014
14 -	55.037	4.379	79.01	10:15:11.051
15 -	51.011	0.353	85.24	10:16:02.062
16 -	50.658	(1)	85.84	10:16:52.720
17 -	50.755	(2) 0.097	85.67	10:17:43.475
18 -	51.228	0.570	84.88	10:18:34.703
19 -	52.496	1.838	82.83	10:19:27.199
20 -	51.716	1.058	84.08	10:20:18.915

P14 19 Jeffrey ALDEN				
LAP	LAP TIME	DIFF	MPH	TIME OF DAY
1 -	58.282	7.144	74.61	10:04:32.972
2 -	55.674	4.536	78.10	10:05:28.646
3 -	53.159	2.021	81.80	10:06:21.805
4 -	52.739	1.601	82.45	10:07:14.544
5 -	52.492	1.354	82.84	10:08:07.036
6 -	54.169	3.031	80.27	10:09:01.205
7 -	51.685	0.547	84.13	10:09:52.890
8 -	51.706	0.568	84.10	10:10:44.596
9 -	51.680	0.542	84.14	10:11:36.276
10 -	2:30.108	P 1:38.970	28.96	10:14:06.384
11 -	58.372	7.234	74.49	10:15:04.757
12 -	52.322	D 1.184	83.11	10:15:57.079
13 -	51.286	(2) 0.148	84.79	10:16:48.365
14 -	51.593	D 0.455	84.28	10:17:39.958
15 -	51.625	0.487	84.23	10:18:31.583

# TCR UK Touring Car Championship

## QUALIFYING - RACE 3 - LAP ANALYSIS

DIFF = Difference To Personal Best Lap

16 -	51.591	0.453	84.28	10:19:23.174
17 -	51.307 (3)	0.169	84.75	10:20:14.481
<b>18 -</b>	<b>51.138 (1)</b>		<b>85.03</b>	<b>10:21:05.619</b>
19 -	57.505	6.367	75.62	10:22:03.124

<b>P15 50 Darelle WILSON</b>				
LAP	LAP TIME	DIFF	MPH	TIME OF DAY
1 -	1:04.422	12.802	67.50	10:05:39.836
2 -	55.882	4.262	77.81	10:06:35.718
3 -	55.065	3.445	78.97	10:07:30.783
4 -	56.866	5.246	76.47	10:08:27.649
5 -	53.306	1.686	81.57	10:09:20.955
6 -	52.087 (2)	0.467	83.48	10:10:13.042
7 -	53.156	1.536	81.80	10:11:06.198
8 -	52.359 (3)	0.739	83.05	10:11:58.557
<b>9 -</b>	<b>51.620 (1)</b>		<b>84.24</b>	<b>10:12:50.177</b>
10 -	50.966 D		85.32	10:13:41.143

# TCR UK Touring Car Championship

## QUALIFYING - RACE 3 - STATISTICS

Competitors Started	15
Planned Start	2024-04-13 @ 09:55:00.000
Actual Start	2024-04-13 @ 10:01:39.116
Finish Time	2024-04-13 @ 10:21:45.824
Track Length	1.2079mi.
Total Laps	223
Total Distance Covered	269.3718mi.

### Session Fastest Lap History

NO	NAME	LAP TIME	TIME OF DAY	LAP	VEHICLE
99	Joseph MARSHALL-BIRKS	59.152	10:04:05.075	2	Audi RS3 LMS TCR GEN II
117	Adam SHEPHERD	56.596	10:04:06.827	2	Cupra Leon Competición TCR
20	Viktor ANDERSSON	55.033	10:04:17.537	2	Lynk & Co 03 TCR
22	Rick KERRY	53.821	10:05:25.396	3	Cupra TCR
22	Rick KERRY	51.819	10:06:17.215	4	Cupra TCR
22	Rick KERRY	50.614	10:07:07.828	5	Cupra TCR
22	Rick KERRY	50.155	10:07:57.984	6	Cupra TCR
16	Callum NEWSHAM	49.825	10:08:35.135	5	Hyundai i30 N TCR
117	Adam SHEPHERD	49.095	10:09:07.205	5	Cupra Leon Competición TCR
16	Callum NEWSHAM	48.622	10:09:23.755	6	Hyundai i30 N TCR
16	Callum NEWSHAM	48.483	10:11:00.990	8	Hyundai i30 N TCR
99	Joseph MARSHALL-BIRKS	48.467	10:12:39.353	9	Audi RS3 LMS TCR GEN II
20	Viktor ANDERSSON	48.453	10:12:45.996	9	Lynk & Co 03 TCR
99	Joseph MARSHALL-BIRKS	48.320	10:14:20.133	11	Audi RS3 LMS TCR GEN II
1	Carl BOARDLEY	48.212	10:16:11.778	7	Cupra Leon Competición TCR
16	Callum NEWSHAM	48.014	10:17:31.289	14	Hyundai i30 N TCR
16	Callum NEWSHAM	47.907	10:18:19.196	15	Hyundai i30 N TCR

### Flag History

TYPE	TIME OF DAY
GREEN	10:01:39.116
FINISH	10:21:45.824

### Flag Statistics

TYPE	COUNT	TOTAL LAPS	TOTAL TIME
Green	1	20	21:12.076
Red	0	0	0.000
Safety Car	0	0	0.000
FCY	0	0	0.000

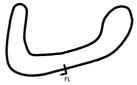


**TCR UK Touring Car Championship**  
**RACE 3 - GRID (20 minutes)**

ROW 16	+ 10 Seconds	16	<b>50</b>	Darelle WILSON
ROW 15				
ROW 14		14	<b>19</b>	51.138 Jeffrey ALDEN
ROW 13		13	<b>77</b>	50.658 Mark SMITH
ROW 12		12	<b>28</b>	50.312 Bradley THURSTON
ROW 11		11	<b>22</b>	50.155 Rick KERRY
ROW 10		10	<b>27</b>	49.682 William BEECH
ROW 9		9	<b>285</b>	49.635 Darron LEWIS
ROW 8		8	<b>7</b>	49.032 Will POWELL
ROW 7		7	<b>115</b>	48.918 Luke SARGEANT
ROW 6		6	<b>17</b>	48.538 Brad HUTCHISON
ROW 5		5	<b>117</b>	49.095 Adam SHEPHERD
ROW 4		4	<b>99</b>	48.264 Joseph MARSHALL-BIRKS
ROW 3		3	<b>1</b>	48.212 Carl BOARDLEY
ROW 2		2	<b>20</b>	47.936 Viktor ANDERSSON
ROW 1		1	<b>16</b>	47.907 Callum NEWSHAM
<b>Pole</b>				

These results are provisional until the conclusion of any judicial and technical matters.

Brands Hatch Indy: 1.2079 miles

Clerk Of Course: Andrew Holley	Stewards:	Timekeeper: Peter Knight	
--------------------------------	-----------	--------------------------	---

Results can be found at [www.tsl-timing.com](http://www.tsl-timing.com)

Printed - 12:17 Saturday, 13 April 2024

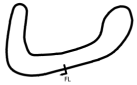


**TCR UK Touring Car Championship**  
**RACE 3 - GRID (20 minutes) - AMENDED**

ROW 16	+ 10 Seconds	16	<b>50</b>	Darelle WILSON
ROW 15				
ROW 14		14	<b>19</b>	51.138 Jeffrey ALDEN
ROW 13		13	<b>77</b>	50.658 Mark SMITH
ROW 12		12	<b>28</b>	50.312 Bradley THURSTON
ROW 11		11	<b>22</b>	50.155 Rick KERRY
ROW 10		10	<b>27</b>	49.682 William BEECH
ROW 9		9	<b>285</b>	49.635 Darron LEWIS
ROW 8		8	<b>117</b>	49.095 Adam SHEPHERD
ROW 7		7	<b>7</b>	49.032 Will POWELL
ROW 6		6	<b>115</b>	48.918 Luke SARGEANT
ROW 5		5	<b>17</b>	48.538 Brad HUTCHISON
ROW 4		4	<b>99</b>	48.264 Joseph MARSHALL-BIRKS
ROW 3		3	<b>1</b>	48.212 Carl BOARDLEY
ROW 2		2	<b>20</b>	47.936 Viktor ANDERSSON
ROW 1		1	<b>16</b>	47.907 Callum NEWSHAM
<b>Pole</b>				

These results are provisional until the conclusion of any judicial and technical matters.

Brands Hatch Indy: 1.2079 miles

Clerk Of Course: Andrew Holley	Stewards:	Timekeeper: Peter Knight	
--------------------------------	-----------	--------------------------	---

Results can be found at [www.tsl-timing.com](http://www.tsl-timing.com)

Printed - 14:17 Saturday, 13 April 2024



# TCR UK Touring Car Championship

## RACE 3 - CLASSIFICATION

Race Distance: 25 Laps / 30.19 miles

POS	NO	NAME	ENTRY	LAPS	TIME	GAP	DIFF	MPH	BEST	ON	GRD	↑↓
1	20	Viktor ANDERSSON	Lynk & Co 03 TCR	25	20:40.049			87.66	<b>48.651</b>	6	2	1
2	1	Carl BOARDLEY	Cupra Leon Competición TCR	25	20:40.318	<b>0.269</b>	0.269	87.65	<b>48.618</b>	5	3	1
3	117	Adam SHEPHERD	Cupra Leon Competición TCR	25	20:40.695	<b>0.646</b>	0.377	87.62	<b>48.517</b>	7	8	5
4	16	Callum NEWSHAM	Hyundai i30 N TCR	25	20:40.882	<b>0.833</b>	0.187	87.61	<b>48.574</b>	4	1	-3
5	99	Joseph MARSHALL-BIRKS	Audi RS3 LMS TCR GEN II	25	20:41.534	<b>1.485</b>	0.652	87.56	<b>48.593</b>	7	4	-1
6	7	Will POWELL	Honda Civic Type R FK7 TCR	25	20:57.759	<b>17.710</b>	16.225	86.43	<b>49.402</b>	9	7	1
7	285	Darron LEWIS	Hyundai i30 N TCR	25	21:04.912	<b>24.863</b>	7.153	85.94	<b>49.426</b>	11	9	2
8	115	Luke SARGEANT	Cupra Leon Competición TCR	25	21:22.289	<b>42.240</b>	17.377	84.78	<b>49.657</b>	6	6	-2
9	27	William BEECH	Volkswagen Golf GTi TCR	25	21:29.057	<b>49.008</b>	6.768	84.33	<b>50.491</b>	11	10	1
10	22	Rick KERRY	Cupra TCR	24	20:42.840	<b>1 Lap</b>	1 Lap	83.97	<b>50.593</b>	8	11	1
11	77	Mark SMITH	Cupra TCR	24	21:06.510	<b>1 Lap</b>	23.670	82.40	<b>51.083</b>	10	13	2
12	19	Jeffrey ALDEN	Opel Astra TCR	24	21:14.673	<b>1 Lap</b>	8.163	81.87	<b>51.432</b>	8	14	2
13	17	Brad HUTCHISON	Cupra Leon Competición TCR	23	21:13.462	<b>2 Laps</b>	1 Lap	78.54	<b>48.728</b>	7	5	-8

### NOT CLASSIFIED

DNF	28	Bradley THURSTON	Audi RS3 LMS TCR SEQ	15	13:03.989	<b>10 Laps</b>	8 Laps	83.20	<b>50.765</b>	13	12	
-----	----	------------------	----------------------	----	-----------	----------------	--------	-------	---------------	----	----	--

### FASTEST LAP


117	Adam SHEPHERD	Cupra Leon Competición TCR	7	48.517	89.63 mph	144.24 kph
-----	---------------	----------------------------	---	--------	-----------	------------

Weather / Track : Bright / Dry

These results are provisional until the conclusion of any judicial and technical matters.

Date: 13/04/2024 Start: 14:59 Finish: 15:19

Brands Hatch Indy: 1.2079 miles

Clerk Of Course: Andrew Holley	Stewards:	Timekeeper: Peter Knight	
--------------------------------	-----------	--------------------------	---

Results can be found at [www.tsl-timing.com](http://www.tsl-timing.com)

Printed - 15:25 Saturday, 13 April 2024



# TCR UK Touring Car Championship

## RACE 3 - CLASSIFICATION - AMENDED

Race Distance: 25 Laps / 30.19 miles

POS	NO	NAME	ENTRY	LAPS	TIME	GAP	DIFF	MPH	BEST	ON	GRD	↑↓
1	20	Viktor ANDERSSON	Lynk & Co 03 TCR	25	20:40.049			87.66	48.651	6	2	1
2	1	Carl BOARDLEY	Cupra Leon Competición TCR	25	20:40.318	0.269	0.269	87.65	48.618	5	3	1
3	117	Adam SHEPHERD	Cupra Leon Competición TCR	25	20:40.695	0.646	0.377	87.62	48.517	7	8	5
4	16	Callum NEWSHAM	Hyundai i30 N TCR	25	20:40.882	0.833	0.187	87.61	48.574	4	1	-3
5	99	Joseph MARSHALL-BIRKS	Audi RS3 LMS TCR GEN II	25	20:41.534	1.485	0.652	87.56	48.593	7	4	-1
6	7	Will POWELL	Honda Civic Type R FK7 TCR	25	20:57.759	17.710	16.225	86.43	49.402	9	7	1
7	285	Darron LEWIS	Hyundai i30 N TCR	25	21:04.912	24.863	7.153	85.94	49.426	11	9	2
8	115	Luke SARGEANT	Cupra Leon Competición TCR	25	21:22.289	42.240	17.377	84.78	49.657	6	6	-2
9	27	William BEECH	Volkswagen Golf GTi TCR	25	21:29.057	49.008	6.768	84.33	50.491	11	10	1
10	22	Rick KERRY	Cupra TCR	24	20:42.840	1 Lap	1 Lap	83.97	50.593	8	11	1
11	77	Mark SMITH	Cupra TCR	24	21:06.510	1 Lap	23.670	82.40	51.083	10	13	2
12	19	Jeffrey ALDEN	Opel Astra TCR	24	21:14.673	1 Lap	8.163	81.87	51.432	8	14	2
13	17	Brad HUTCHISON	Cupra Leon Competición TCR	23	21:13.462	2 Laps	1 Lap	78.54	48.728	7	5	-8

NOT CLASSIFIED

DNF	28	Bradley THURSTON	Audi RS3 LMS TCR SEQ	15	13:03.989	10 Laps	8 Laps	83.20	50.765	13	12	
-----	----	------------------	----------------------	----	-----------	---------	--------	-------	--------	----	----	--

NOT STARTED

NS	50	Darelle WILSON	Vauxhall Astra TCR									15
----	----	----------------	--------------------	--	--	--	--	--	--	--	--	----

FASTEST LAP

117	Adam SHEPHERD	Cupra Leon Competición TCR	7	48.517	89.63 mph	144.24 kph
-----	---------------	----------------------------	---	--------	-----------	------------

Comments: Car No 17 - 5 Grid Place Penalty & 3 Penalty Points - Causing a collision - Q 12.21.4

Weather / Track : Bright / Dry

These results are provisional until the conclusion of any judicial and technical matters.

Date: 13/04/2024 Start: 14:59 Finish: 15:19

Brands Hatch Indy: 1.2079 miles

Clerk Of Course: Andrew Holley	Stewards:	Timekeeper: Peter Knight	
--------------------------------	-----------	--------------------------	---

Results can be found at [www.tsl-timing.com](http://www.tsl-timing.com)

Printed - 16:54 Saturday, 13 April 2024



# TCR UK Touring Car Championship

## RACE 3 - LAP CHART

LAP 1 @ 15:00:05.546			LAP 2 @ 15:00:54.368			LAP 3 @ 15:01:43.029			LAP 4 @ 15:02:31.681			LAP 5 @ 15:03:20.348		
NO	BEHIND	LAP TIME	NO	BEHIND	LAP TIME	NO	BEHIND	LAP TIME	NO	BEHIND	LAP TIME	NO	BEHIND	LAP TIME
<b>20</b>		56.223	<b>20</b>		48.822	<b>20</b>		48.661	<b>20</b>		48.652	<b>20</b>		48.667
<b>16</b>	0.274	56.497	<b>16</b>	0.488	49.036	<b>16</b>	0.565	48.738	<b>16</b>	0.487	48.574	<b>16</b>	0.449	48.629
<b>1</b>	0.728	56.951	<b>1</b>	0.982	49.076	<b>1</b>	1.107	48.786	<b>1</b>	1.157	48.702	<b>1</b>	1.108	48.618
<b>99</b>	1.789	58.012	<b>99</b>	1.968	49.001	<b>99</b>	2.239	48.932	<b>99</b>	2.583	48.996	<b>117</b>	2.705	48.751
<b>117</b>	2.020	58.243	<b>117</b>	2.294	49.096	<b>117</b>	2.552	48.919	<b>117</b>	2.621	48.721	<b>99</b>	3.320	49.404
<b>115</b>	2.418	58.641	<b>17</b>	3.417	49.672	<b>17</b>	3.692	48.936	<b>17</b>	3.772	48.732	<b>17</b>	4.237	49.132
<b>17</b>	2.567	58.790	<b>7</b>	4.344	50.075	<b>7</b>	5.392	49.709	<b>7</b>	6.562	49.822	<b>7</b>	7.413	49.518
<b>7</b>	3.091	59.314	<b>27</b>	7.428	51.343	<b>27</b>	9.779	51.012	<b>27</b>	12.913	51.786	<b>27</b>	15.912	51.666
<b>27</b>	4.907	1:01.130	<b>22</b>	8.732	52.039	<b>28</b>	12.570	51.789	<b>28</b>	15.782	51.864	<b>285</b>	17.673	50.528
<b>22</b>	5.515	1:01.738	<b>115</b>	9.268	55.672	<b>285</b>	13.027	51.834	<b>285</b>	15.812	51.437	<b>22</b>	19.861	51.812
<b>28</b>	6.071	1:02.294	<b>28</b>	9.442	52.193	<b>22</b>	13.054	52.983	<b>22</b>	16.716	52.314	<b>115</b>	20.044	50.339
<b>285</b>	6.207	1:02.430	<b>285</b>	9.854	52.469	<b>19</b>	14.538	51.900	<b>19</b>	17.821	51.935	<b>28</b>	20.978	53.863
<b>19</b>	6.910	1:03.133	<b>19</b>	11.299	53.211	<b>77</b>	15.576	52.373	<b>115</b>	18.372	50.956	<b>19</b>	21.991	52.837
<b>77</b>	7.647	1:03.870	<b>77</b>	11.864	53.039	<b>115</b>	16.068	55.461	<b>77</b>	19.227	52.303	<b>77</b>	22.284	51.724

# TCR UK Touring Car Championship

## RACE 3 - LAP CHART

LAP 6 @ 15:04:08.999			LAP 7 @ 15:04:58.285			LAP 8 @ 15:05:48.244			LAP 9 @ 15:06:37.394			LAP 10 @ 15:07:26.594		
NO	BEHIND	LAP TIME	NO	BEHIND	LAP TIME	NO	BEHIND	LAP TIME	NO	BEHIND	LAP TIME	NO	BEHIND	LAP TIME
<b>20</b>		48.651	<b>20</b>		49.286	<b>20</b>		49.959	<b>20</b>		49.150	<b>20</b>		49.200
<b>16</b>	0.459	48.661	<b>16</b>	0.187	49.014	<b>1</b>	0.331	49.442	<b>1</b>	0.453	49.272	<b>1</b>	0.421	49.168
<b>1</b>	1.171	48.714	<b>1</b>	0.848	48.963	<b>16</b>	0.407	50.179	<b>16</b>	0.903	49.646	<b>16</b>	0.667	48.964
<b>117</b>	2.578	48.524	<b>117</b>	1.809	48.517	<b>117</b>	0.763	48.913	<b>117</b>	1.080	49.467	<b>117</b>	1.041	49.161
<b>99</b>	3.560	48.891	<b>99</b>	2.867	48.593	<b>99</b>	1.766	48.858	<b>99</b>	1.673	49.057	<b>99</b>	1.615	49.142
<b>17</b>	4.488	48.902	<b>17</b>	3.930	48.728	<b>17</b>	2.881	48.910	<b>17</b>	2.615	48.884	<b>17</b>	2.373	48.958
<b>7</b>	8.272	49.510	<b>7</b>	8.413	49.427	<b>7</b>	7.952	49.498	<b>7</b>	8.204	49.402	<b>7</b>	8.576	49.572
<b>27</b>	18.292	51.031	<b>285</b>	18.897	49.513	<b>285</b>	18.867	49.929	<b>285</b>	19.193	49.476	<b>285</b>	19.455	49.462
<b>285</b>	18.670	49.648	<b>27</b>	20.984	51.978	<b>115</b>	21.500	49.874	<b>115</b>	22.013	49.663	<b>115</b>	22.499	49.686
<b>115</b>	21.050	49.657	<b>115</b>	21.585	49.821	<b>27</b>	23.040	52.015	<b>27</b>	24.866	50.976	<b>27</b>	26.295	50.629
<b>22</b>	22.353	51.143	<b>22</b>	23.918	50.851	<b>22</b>	24.552	50.593	<b>22</b>	26.067	50.665	<b>22</b>	27.774	50.907
<b>28</b>	24.063	51.736	<b>28</b>	26.458	51.681	<b>28</b>	27.854	51.355	<b>28</b>	29.847	51.143	<b>28</b>	31.729	51.082
<b>19</b>	25.072	51.732	<b>19</b>	28.058	52.272	<b>19</b>	29.531	51.432	<b>77</b>	32.550	51.347	<b>77</b>	34.433	51.083
<b>77</b>	25.307	51.674	<b>77</b>	28.860	52.839	<b>77</b>	30.353	51.452	<b>19</b>	36.034	55.653	<b>19</b>	40.925	54.091

# TCR UK Touring Car Championship

## RACE 3 - LAP CHART

LAP 11 @ 15:08:15.643			LAP 12 @ 15:09:04.879			LAP 13 @ 15:09:53.978			LAP 14 @ 15:10:43.447			LAP 15 @ 15:11:32.379		
NO	BEHIND	LAP TIME	NO	BEHIND	LAP TIME	NO	BEHIND	LAP TIME	NO	BEHIND	LAP TIME	NO	BEHIND	LAP TIME
<b>20</b>		49.049	<b>20</b>		49.236	<b>20</b>		49.099	<b>20</b>		49.469	<b>20</b>		48.932
<b>1</b>	0.264	48.892	<b>1</b>	0.301	49.273	<b>1</b>	0.351	49.149	<b>1</b>	0.381	49.499	<b>1</b>	0.585	49.136
<b>16</b>	0.629	49.011	<b>16</b>	0.598	49.205	<b>16</b>	0.649	49.150	<b>16</b>	0.658	49.478	<b>16</b>	0.910	49.184
<b>117</b>	1.025	49.033	<b>117</b>	0.926	49.137	<b>117</b>	1.081	49.254	<b>117</b>	0.909	49.297	<b>117</b>	1.258	49.281
<b>99</b>	1.542	48.976	<b>99</b>	1.621	49.315	<b>99</b>	1.745	49.223	<b>99</b>	1.615	49.339	<b>99</b>	2.014	49.331
<b>17</b>	2.413	49.089	<b>17</b>	2.334	49.157	<b>17</b>	2.500	49.265	<b>17</b>	2.705	49.674	<b>17</b>	3.328	49.555
<b>7</b>	9.490	49.963	<b>7</b>	9.980	49.726	<b>7</b>	10.611	49.730	<b>19</b>	1 Lap	56.367	<b>19</b>	1 Lap	52.041
<b>285</b>	19.832	49.426	<b>285</b>	20.154	49.558	<b>285</b>	20.750	49.695	<b>7</b>	11.007	49.865	<b>7</b>	12.197	50.122
<b>115</b>	23.421	49.971	<b>115</b>	23.983	49.798	<b>115</b>	24.982	50.098	<b>285</b>	20.843	49.562	<b>285</b>	21.809	49.898
<b>27</b>	27.737	50.491	<b>27</b>	29.188	50.687	<b>27</b>	31.284	51.195	<b>115</b>	25.751	50.238	<b>115</b>	26.902	50.083
<b>22</b>	29.613	50.888	<b>22</b>	30.986	50.609	<b>22</b>	32.876	50.989	<b>27</b>	32.639	50.824	<b>27</b>	34.249	50.542
<b>28</b>	34.110	51.430	<b>28</b>	35.812	50.938	<b>28</b>	37.478	50.765	<b>22</b>	34.074	50.667	<b>22</b>	36.200	51.058
<b>77</b>	36.678	51.294	<b>77</b>	38.686	51.244	<b>77</b>	41.377	51.790	<b>28</b>	39.053	51.044	<b>28</b>	40.933	50.812
<b>19</b>	44.292	52.416	<b>19</b>	47.171	52.115				<b>77</b>	43.721	51.813	<b>77</b>	46.732	51.943

# TCR UK Touring Car Championship

## RACE 3 - LAP CHART

LAP 16 @ 15:12:21.503			LAP 17 @ 15:13:11.511			LAP 18 @ 15:14:01.659			LAP 19 @ 15:14:51.120			LAP 20 @ 15:15:40.666		
NO	BEHIND	LAP TIME	NO	BEHIND	LAP TIME	NO	BEHIND	LAP TIME	NO	BEHIND	LAP TIME	NO	BEHIND	LAP TIME
<b>20</b>		49.124	<b>20</b>		50.008	<b>20</b>		50.148	<b>20</b>		49.461	<b>20</b>		49.546
<b>1</b>	0.546	49.085	<b>1</b>	0.142	49.604	<b>1</b>	0.813	50.819	<b>1</b>	0.434	49.082	<b>1</b>	0.429	49.541
<b>16</b>	0.974	49.188	<b>16</b>	0.411	49.445	<b>117</b>	1.224	50.646	<b>117</b>	1.117	49.354	<b>117</b>	0.945	49.374
<b>117</b>	1.445	49.311	<b>117</b>	0.726	49.289	<b>16</b>	1.417	51.154	<b>16</b>	1.557	49.601	<b>16</b>	1.361	49.350
<b>99</b>	2.262	49.372	<b>99</b>	2.478	50.224	<b>99</b>	2.028	49.698	<b>99</b>	2.181	49.614	<b>99</b>	2.201	49.566
<b>17</b>	3.644	49.440	<b>77</b>	1 Lap	56.084	<b>77</b>	1 Lap	52.177	<b>77</b>	1 Lap	52.020	<b>77</b>	1 Lap	52.414
<b>19</b>	1 Lap	52.103	<b>7</b>	14.187	51.351	<b>7</b>	13.947	49.908	<b>7</b>	14.319	49.833	<b>7</b>	14.760	49.987
<b>7</b>	12.844	49.771	<b>19</b>	1 Lap	53.353	<b>19</b>	1 Lap	52.361	<b>19</b>	1 Lap	52.055	<b>19</b>	1 Lap	52.016
<b>285</b>	22.316	49.631	<b>285</b>	22.134	49.826	<b>285</b>	21.619	49.633	<b>285</b>	22.130	49.972	<b>285</b>	22.637	50.053
<b>115</b>	27.917	50.139	<b>115</b>	28.051	50.142	<b>115</b>	28.237	50.334	<b>17</b>	2 Laps	2:53.004 P	<b>17</b>	2 Laps	54.125
<b>27</b>	35.990	50.865	<b>27</b>	36.764	50.782	<b>27</b>	37.151	50.535	<b>115</b>	29.146	50.370	<b>115</b>	32.263	52.663
<b>22</b>	38.060	50.984	<b>22</b>	38.829	50.777	<b>22</b>	39.952	51.271	<b>27</b>	38.612	50.922	<b>27</b>	40.141	51.075
									<b>22</b>	41.637	51.146	<b>22</b>	43.769	51.678



# TCR UK Touring Car Championship

## RACE 3 - LAP CHART

LAP 21 @ 15:16:29.959			LAP 22 @ 15:17:19.245			LAP 23 @ 15:18:08.813			LAP 24 @ 15:18:58.401			LAP 25 @ 15:19:49.372		
NO	BEHIND	LAP TIME	NO	BEHIND	LAP TIME	NO	BEHIND	LAP TIME	NO	BEHIND	LAP TIME	NO	BEHIND	LAP TIME
<b>20</b>		49.293	<b>20</b>		49.286	<b>20</b>		49.568	<b>20</b>		49.588	<b>20</b>		50.971
<b>1</b>	0.413	49.277	<b>1</b>	0.544	49.417	<b>1</b>	0.336	49.360	<b>1</b>	0.226	49.478	<b>1</b>	0.269	51.014
<b>117</b>	0.997	49.345	<b>117</b>	1.051	49.340	<b>117</b>	0.980	49.497	<b>117</b>	0.991	49.599	<b>117</b>	0.646	50.626
<b>16</b>	1.423	49.355	<b>16</b>	1.564	49.427	<b>16</b>	1.735	49.739	<b>16</b>	1.657	49.510	<b>16</b>	0.833	50.147
<b>99</b>	2.404	49.496	<b>99</b>	2.548	49.430	<b>99</b>	2.570	49.590	<b>99</b>	2.531	49.549	<b>99</b>	1.485	49.925
<b>77</b>	1 Lap	52.352	<b>7</b>	16.568	50.130	<b>7</b>	17.367	50.367	<b>7</b>	18.047	50.268	<b>22</b>	1 Lap	54.202
<b>7</b>	15.724	50.257	<b>77</b>	1 Lap	53.354	<b>77</b>	1 Lap	52.650	<b>77</b>	1 Lap	52.493	<b>7</b>	17.710	50.634
<b>285</b>	23.522	50.178	<b>285</b>	24.330	50.094	<b>285</b>	24.592	49.830	<b>285</b>	25.496	50.492	<b>285</b>	24.863	50.338
<b>19</b>	1 Lap	52.783	<b>19</b>	1 Lap	52.332	<b>19</b>	1 Lap	51.782	<b>19</b>	1 Lap	51.979	<b>77</b>	1 Lap	53.178
<b>17</b>	2 Laps	49.623	<b>17</b>	2 Laps	49.842	<b>17</b>	2 Laps	50.006	<b>17</b>	2 Laps	50.292	<b>17</b>	2 Laps	50.746
<b>115</b>	33.051	50.081	<b>115</b>	35.145	51.380	<b>115</b>	37.056	51.479	<b>115</b>	38.870	51.402	<b>19</b>	1 Lap	52.774
<b>27</b>	42.300	51.452	<b>27</b>	44.492	51.478	<b>27</b>	46.389	51.465	<b>27</b>	48.025	51.224	<b>115</b>	42.240	54.341
<b>22</b>	45.461	50.985	<b>22</b>	47.459	51.284	<b>22</b>	49.148	51.257				<b>27</b>	49.008	51.954

# TCR UK Touring Car Championship

## RACE 3 - POSITION CHART

No	Name	Lap																									
		Pos	1	2	3	4	5	6	7	8	9	10	11	12	13	14	15	16	17	18	19	20	21	22	23	24	25
16	NEWSHAM	1	20	20	20	20	20	20	20	20	20	20	20	20	20	20	20	20	20	20	20	20	20	20	20	20	20
20	ANDERSSON	2	16	16	16	16	16	16	16	1	1	1	1	1	1	1	1	1	1	1	1	1	1	1	1	1	1
1	BOARDLEY	3	1	1	1	1	1	1	1	16	16	16	16	16	16	16	16	16	16	16	117	117	117	117	117	117	117
99	MARSHALL-BIRKS	4	99	99	99	99	117	117	117	117	117	117	117	117	117	117	117	117	117	16	16	16	16	16	16	16	16
17	HUTCHISON	5	117	117	117	117	99	99	99	99	99	99	99	99	99	99	99	99	99	99	99	99	99	99	99	99	99
115	SARGEANT	6	115	17	17	17	17	17	17	17	17	17	17	17	17	17	17	17	17	7	7	7	7	7	7	7	7
7	POWELL	7	17	7	7	7	7	7	7	7	7	7	7	7	7	7	7	7	7	285	285	285	285	285	285	285	285
117	SHEPHERD	8	7	27	27	27	27	27	285	285	285	285	285	285	285	285	285	285	115	115	115	115	115	115	115	115	115
285	LEWIS	9	27	22	28	28	285	285	27	115	115	115	115	115	115	115	115	115	27	27	27	27	27	27	27	27	27
27	BEECH	10	22	115	285	285	22	115	115	27	27	27	27	27	27	27	27	27	22	22	22	22	22	22	22	22	22
22	KERRY	11	28	28	22	22	115	22	22	22	22	22	22	22	22	22	22	22	77	77	77	77	77	77	77	77	77
28	THURSTON	12	285	285	19	19	28	28	28	28	28	28	28	28	28	28	28	28	77	19	19	19	19	19	19	19	19
77	SMITH	13	19	19	77	115	19	19	19	19	77	77	77	77	77	77	77	77	19	17	17	17	17	17	17	17	17
19	ALDEN	14	77	77	115	77	77	77	77	19	19	19	19	19	19	19	19	19									

# TCR UK Touring Car Championship

## RACE 3 - LAP ANALYSIS

DIFF = Difference To Personal Best Lap

P1 20 Viktor ANDERSSON				
LAP	LAP TIME	DIFF	MPH	TIME OF DAY
1 -	56.223	7.572	77.34	15:00:05.546
2 -	48.822	0.171	89.07	15:00:54.368
3 -	48.661 (3)	0.010	89.36	15:01:43.029
4 -	48.652 (2)	0.001	89.38	15:02:31.681
5 -	48.667	0.016	89.35	15:03:20.348
6 -	<b>48.651 (1)</b>		<b>89.38</b>	<b>15:04:08.999</b>
7 -	49.286	0.635	88.23	15:04:58.285
8 -	49.959	1.308	87.04	15:05:48.244
9 -	49.150	0.499	88.47	15:06:37.394
10 -	49.200	0.549	88.38	15:07:26.594
11 -	49.049	0.398	88.65	15:08:15.643
12 -	49.236	0.585	88.32	15:09:04.879
13 -	49.099	0.448	88.56	15:09:53.978
14 -	49.469	0.818	87.90	15:10:43.447
15 -	48.932	0.281	88.87	15:11:32.379
16 -	49.124	0.473	88.52	15:12:21.503
17 -	50.008	1.357	86.95	15:13:11.511
18 -	50.148	1.497	86.71	15:14:01.659
19 -	49.461	0.810	87.91	15:14:51.120
20 -	49.546	0.895	87.76	15:15:40.666
21 -	49.293	0.642	88.21	15:16:29.959
22 -	49.286	0.635	88.23	15:17:19.245
23 -	49.568	0.917	87.73	15:18:08.813
24 -	49.588	0.937	87.69	15:18:58.401
25 -	50.971	2.320	85.31	15:19:49.372

P2 1 Carl BOARDLEY				
LAP	LAP TIME	DIFF	MPH	TIME OF DAY
1 -	56.951	8.333	76.35	15:00:06.274
2 -	49.076	0.458	88.60	15:00:55.350
3 -	48.786	0.168	89.13	15:01:44.136
4 -	48.702 (2)	0.084	89.29	15:02:32.838
5 -	<b>48.618 (1)</b>		<b>89.44</b>	<b>15:03:21.456</b>
6 -	48.714 (3)	0.096	89.26	15:04:10.170
7 -	48.963	0.345	88.81	15:04:59.133
8 -	49.442	0.824	87.95	15:05:48.575
9 -	49.272	0.654	88.25	15:06:37.847
10 -	49.168	0.550	88.44	15:07:27.015
11 -	48.892	0.274	88.94	15:08:15.907
12 -	49.273	0.655	88.25	15:09:05.180
13 -	49.149	0.531	88.47	15:09:54.329
14 -	49.499	0.881	87.85	15:10:43.828
15 -	49.136	0.518	88.50	15:11:32.964
16 -	49.085	0.467	88.59	15:12:22.049
17 -	49.604	0.986	87.66	15:13:11.653
18 -	50.819	2.201	85.57	15:14:02.472
19 -	49.082	0.464	88.59	15:14:51.554
20 -	49.541	0.923	87.77	15:15:41.095
21 -	49.277	0.659	88.24	15:16:30.372
22 -	49.417	0.799	87.99	15:17:19.789
23 -	49.360	0.742	88.09	15:18:09.149
24 -	49.478	0.860	87.88	15:18:58.627
25 -	51.014	2.396	85.24	15:19:49.641

P3 117 Adam SHEPHERD				
LAP	LAP TIME	DIFF	MPH	TIME OF DAY
1 -	58.243	9.726	74.66	15:00:07.566
2 -	49.096	0.579	88.57	15:00:56.662
3 -	48.919	0.402	88.89	15:01:45.581
4 -	48.721 (3)	0.204	89.25	15:02:34.302
5 -	48.751	0.234	89.20	15:03:23.053

DIFF = Difference To Personal Best Lap

6 -	48.524 (2)	0.007	89.61	15:04:11.577
7 -	<b>48.517 (1)</b>		<b>89.63</b>	<b>15:05:00.094</b>
8 -	48.913	0.396	88.90	15:05:49.007
9 -	49.467	0.950	87.90	15:06:38.474
10 -	49.161	0.644	88.45	15:07:27.635
11 -	49.033	0.516	88.68	15:08:16.668
12 -	49.137	0.620	88.49	15:09:05.805
13 -	49.254	0.737	88.28	15:09:55.059
14 -	49.297	0.780	88.21	15:10:44.356
15 -	49.281	0.764	88.24	15:11:33.637
16 -	49.311	0.794	88.18	15:12:22.948
17 -	49.289	0.772	88.22	15:13:12.237
18 -	50.646	2.129	85.86	15:14:02.883
19 -	49.354	0.837	88.11	15:14:52.237
20 -	49.374	0.857	88.07	15:15:41.611
21 -	49.345	0.828	88.12	15:16:30.956
22 -	49.340	0.823	88.13	15:17:20.296
23 -	49.497	0.980	87.85	15:18:09.793
24 -	49.599	1.082	87.67	15:18:59.392
25 -	50.626	2.109	85.89	15:19:50.018

P4 16 Callum NEWSHAM				
LAP	LAP TIME	DIFF	MPH	TIME OF DAY
1 -	56.497	7.923	76.96	15:00:05.820
2 -	49.036	0.462	88.68	15:00:54.856
3 -	48.738	0.164	89.22	15:01:43.594
4 -	<b>48.574 (1)</b>		<b>89.52</b>	<b>15:02:32.168</b>
5 -	48.629 (2)	0.055	89.42	15:03:20.797
6 -	48.661 (3)	0.087	89.36	15:04:09.458
7 -	49.014	0.440	88.72	15:04:58.472
8 -	50.179	1.605	86.66	15:05:48.651
9 -	49.646	1.072	87.59	15:06:38.297
10 -	48.964	0.390	88.81	15:07:27.261
11 -	49.011	0.437	88.72	15:08:16.272
12 -	49.205	0.631	88.37	15:09:05.477
13 -	49.150	0.576	88.47	15:09:54.627
14 -	49.478	0.904	87.88	15:10:44.105
15 -	49.184	0.610	88.41	15:11:33.289
16 -	49.188	0.614	88.40	15:12:22.477
17 -	49.445	0.871	87.94	15:13:11.922
18 -	51.154	2.580	85.01	15:14:03.076
19 -	49.601	1.027	87.67	15:14:52.677
20 -	49.350	0.776	88.11	15:15:42.027
21 -	49.355	0.781	88.10	15:16:31.382
22 -	49.427	0.853	87.98	15:17:20.809
23 -	49.739	1.165	87.42	15:18:10.548
24 -	49.510	0.936	87.83	15:19:00.058
25 -	50.147	1.573	86.71	15:19:50.205

P5 99 Joseph MARSHALL-BIRKS				
LAP	LAP TIME	DIFF	MPH	TIME OF DAY
1 -	58.012	9.419	74.95	15:00:07.335
2 -	49.001	0.408	88.74	15:00:56.336
3 -	48.932	0.339	88.87	15:01:45.268
4 -	48.996	0.403	88.75	15:02:34.264
5 -	49.404	0.811	88.02	15:03:23.668
6 -	48.891 (3)	0.298	88.94	15:04:12.559
7 -	<b>48.593 (1)</b>		<b>89.49</b>	<b>15:05:01.152</b>
8 -	48.858 (2)	0.265	89.00	15:05:50.010
9 -	49.057	0.464	88.64	15:06:39.067
10 -	49.142	0.549	88.49	15:07:28.209
11 -	48.976	0.383	88.79	15:08:17.185
12 -	49.315	0.722	88.18	15:09:06.500
13 -	49.223	0.630	88.34	15:09:55.723

# TCR UK Touring Car Championship

## RACE 3 - LAP ANALYSIS

DIFF = Difference To Personal Best Lap

14 -	49.339	0.746	88.13	15:10:45.062
15 -	49.331	0.738	88.15	15:11:34.393
16 -	49.372	0.779	88.07	15:12:23.765
17 -	50.224	1.631	86.58	15:13:13.989
18 -	49.698	1.105	87.50	15:14:03.687
19 -	49.614	1.021	87.64	15:14:53.301
20 -	49.566	0.973	87.73	15:15:42.867
21 -	49.496	0.903	87.85	15:16:32.363
22 -	49.430	0.837	87.97	15:17:21.793
23 -	49.590	0.997	87.69	15:18:11.383
24 -	49.549	0.956	87.76	15:19:00.932
25 -	49.925	1.332	87.10	15:19:50.857

### P6 7 Will POWELL

LAP	LAP TIME	DIFF	MPH	TIME OF DAY
1 -	59.314	9.912	73.31	15:00:08.637
2 -	50.075	0.673	86.84	15:00:58.712
3 -	49.709	0.307	87.48	15:01:48.421
4 -	49.822	0.420	87.28	15:02:38.243
5 -	49.518	0.116	87.81	15:03:27.761
6 -	49.510	0.108	87.83	15:04:17.271
7 -	49.427 (2)	0.025	87.98	15:05:06.698
8 -	49.498 (3)	0.096	87.85	15:05:56.196
9 -	<b>49.402 (1)</b>		<b>88.02</b>	<b>15:06:45.598</b>
10 -	49.572	0.170	87.72	15:07:35.170
11 -	49.963	0.561	87.03	15:08:25.133
12 -	49.726	0.324	87.45	15:09:14.859
13 -	49.730	0.328	87.44	15:10:04.589
14 -	49.865	0.463	87.20	15:10:54.454
15 -	50.122	0.720	86.76	15:11:44.576
16 -	49.771	0.369	87.37	15:12:34.347
17 -	51.351	1.949	84.68	15:13:25.698
18 -	49.908	0.506	87.13	15:14:15.606
19 -	49.833	0.431	87.26	15:15:05.439
20 -	49.987	0.585	86.99	15:15:55.426
21 -	50.257	0.855	86.52	15:16:45.683
22 -	50.130	0.728	86.74	15:17:35.813
23 -	50.367	0.965	86.33	15:18:26.180
24 -	50.268	0.866	86.50	15:19:16.448
25 -	50.634	1.232	85.88	15:20:07.082

### P7 285 Darron LEWIS

LAP	LAP TIME	DIFF	MPH	TIME OF DAY
1 -	1:02.430	13.004	69.65	15:00:11.753
2 -	52.469	3.043	82.87	15:01:04.222
3 -	51.834	2.408	83.89	15:01:56.056
4 -	51.437	2.011	84.54	15:02:47.493
5 -	50.528	1.102	86.06	15:03:38.021
6 -	49.648	0.222	87.58	15:04:27.669
7 -	49.513	0.087	87.82	15:05:17.182
8 -	49.929	0.503	87.09	15:06:07.111
9 -	49.476 (3)	0.050	87.89	15:06:56.587
10 -	49.462 (2)	0.036	87.91	15:07:46.049
11 -	<b>49.426 (1)</b>		<b>87.98</b>	<b>15:08:35.475</b>
12 -	49.558	0.132	87.74	15:09:25.033
13 -	49.695	0.269	87.50	15:10:14.728
14 -	49.562	0.136	87.74	15:11:04.290
15 -	49.898	0.472	87.14	15:11:54.188
16 -	49.631	0.205	87.61	15:12:43.819
17 -	49.826	0.400	87.27	15:13:33.645
18 -	49.633	0.207	87.61	15:14:23.278
19 -	49.972	0.546	87.02	15:15:13.250
20 -	50.053	0.627	86.87	15:16:03.303
21 -	50.178	0.752	86.66	15:16:53.481

DIFF = Difference To Personal Best Lap

22 -	50.094	0.668	86.80	15:17:43.575
23 -	49.830	0.404	87.26	15:18:33.405
24 -	50.492	1.066	86.12	15:19:23.897
25 -	50.338	0.912	86.38	15:20:14.235

### P8 115 Luke SARGEANT

LAP	LAP TIME	DIFF	MPH	TIME OF DAY
1 -	58.641	8.984	74.15	15:00:07.964
2 -	55.672	6.015	78.11	15:01:03.636
3 -	55.461	5.804	78.40	15:01:59.097
4 -	50.956	1.299	85.34	15:02:50.053
5 -	50.339	0.682	86.38	15:03:40.392
6 -	<b>49.657 (1)</b>		<b>87.57</b>	<b>15:04:30.049</b>
7 -	49.821	0.164	87.28	15:05:19.870
8 -	49.874	0.217	87.19	15:06:09.744
9 -	49.663 (2)	0.006	87.56	15:06:59.407
10 -	49.686 (3)	0.029	87.52	15:07:49.093
11 -	49.971	0.314	87.02	15:08:39.064
12 -	49.798	0.141	87.32	15:09:28.862
13 -	50.098	0.441	86.80	15:10:18.960
14 -	50.238	0.581	86.56	15:11:09.198
15 -	50.083	0.426	86.82	15:11:59.281
16 -	50.139	0.482	86.73	15:12:49.420
17 -	50.142	0.485	86.72	15:13:39.562
18 -	50.334	0.677	86.39	15:14:29.896
19 -	50.370	0.713	86.33	15:15:20.266
20 -	52.663	3.006	82.57	15:16:12.929
21 -	50.081	0.424	86.83	15:17:03.010
22 -	51.380	1.723	84.63	15:17:54.390
23 -	51.479	1.822	84.47	15:18:45.869
24 -	51.402	1.745	84.59	15:19:37.271
25 -	54.341	4.684	80.02	15:20:31.612

### P9 27 William BEECH

LAP	LAP TIME	DIFF	MPH	TIME OF DAY
1 -	1:01.130	10.639	71.13	15:00:10.453
2 -	51.343	0.852	84.69	15:01:01.796
3 -	51.012	0.521	85.24	15:01:52.808
4 -	51.786	1.295	83.97	15:02:44.594
5 -	51.666	1.175	84.16	15:03:36.260
6 -	51.031	0.540	85.21	15:04:27.291
7 -	51.978	1.487	83.66	15:05:19.269
8 -	52.015	1.524	83.60	15:06:11.284
9 -	50.976	0.485	85.30	15:07:02.260
10 -	50.629	0.138	85.89	15:07:52.889
11 -	<b>50.491 (1)</b>		<b>86.12</b>	<b>15:08:43.380</b>
12 -	50.687	0.196	85.79	15:09:34.067
13 -	51.195	0.704	84.94	15:10:25.262
14 -	50.824	0.333	85.56	15:11:16.086
15 -	50.542 (3)	0.051	86.03	15:12:06.628
16 -	50.865	0.374	85.49	15:12:57.493
17 -	50.782	0.291	85.63	15:13:48.275
18 -	50.535 (2)	0.044	86.05	15:14:38.810
19 -	50.922	0.431	85.39	15:15:29.732
20 -	51.075	0.584	85.14	15:16:20.807
21 -	51.452	0.961	84.51	15:17:12.259
22 -	51.478	0.987	84.47	15:18:03.737
23 -	51.465	0.974	84.49	15:18:55.202
24 -	51.224	0.733	84.89	15:19:46.426
25 -	51.954	1.463	83.70	15:20:38.380

# TCR UK Touring Car Championship

## RACE 3 - LAP ANALYSIS

DIFF = Difference To Personal Best Lap

P10 22 Rick KERRY				
LAP	LAP TIME	DIFF	MPH	TIME OF DAY
1 -	1:01.738	11.145	70.43	15:00:11.061
2 -	52.039	1.446	83.56	15:01:03.100
3 -	52.983	2.390	82.07	15:01:56.083
4 -	52.314	1.721	83.12	15:02:48.397
5 -	51.812	1.219	83.93	15:03:40.209
6 -	51.143	0.550	85.02	15:04:31.352
7 -	50.851	0.258	85.51	15:05:22.203
<b>8 -</b>	<b>50.593 (1)</b>		<b>85.95</b>	<b>15:06:12.796</b>
9 -	50.665 (3)	0.072	85.83	15:07:03.461
10 -	50.907	0.314	85.42	15:07:54.368
11 -	50.888	0.295	85.45	15:08:45.256
12 -	50.609 (2)	0.016	85.92	15:09:35.865
13 -	50.989	0.396	85.28	15:10:26.854
14 -	50.667	0.074	85.82	15:11:17.521
15 -	51.058	0.465	85.16	15:12:08.579
16 -	50.984	0.391	85.29	15:12:59.563
17 -	50.777	0.184	85.64	15:13:50.340
18 -	51.271	0.678	84.81	15:14:41.611
19 -	51.146	0.553	85.02	15:15:32.757
20 -	51.678	1.085	84.14	15:16:24.435
21 -	50.985	0.392	85.29	15:17:15.420
22 -	51.284	0.691	84.79	15:18:06.704
23 -	51.257	0.664	84.83	15:18:57.961
24 -	54.202	3.609	80.22	15:19:52.163

P11 77 Mark SMITH				
LAP	LAP TIME	DIFF	MPH	TIME OF DAY
1 -	1:03.870	12.787	68.08	15:00:13.193
2 -	53.039	1.956	81.98	15:01:06.232
3 -	52.373	1.290	83.03	15:01:58.605
4 -	52.303	1.220	83.14	15:02:50.908
5 -	51.724	0.641	84.07	15:03:42.632
6 -	51.674	0.591	84.15	15:04:34.306
7 -	52.839	1.756	82.29	15:05:27.145
8 -	51.452	0.369	84.51	15:06:18.597
9 -	51.347	0.264	84.69	15:07:09.944
<b>10 -</b>	<b>51.083 (1)</b>		<b>85.12</b>	<b>15:08:01.027</b>
11 -	51.294 (3)	0.211	84.77	15:08:52.321
12 -	51.244 (2)	0.161	84.86	15:09:43.565
13 -	51.790	0.707	83.96	15:10:35.355
14 -	51.813	0.730	83.92	15:11:27.168
15 -	51.943	0.860	83.71	15:12:19.111
16 -	56.084	5.001	77.53	15:13:15.195
17 -	52.177	1.094	83.34	15:14:07.372
18 -	52.020	0.937	83.59	15:14:59.392
19 -	52.414	1.331	82.96	15:15:51.806
20 -	52.352	1.269	83.06	15:16:44.158
21 -	53.354	2.271	81.50	15:17:37.512
22 -	52.650	1.567	82.59	15:18:30.162
23 -	52.493	1.410	82.84	15:19:22.655
24 -	53.178	2.095	81.77	15:20:15.833

P12 19 Jeffrey ALDEN				
LAP	LAP TIME	DIFF	MPH	TIME OF DAY
1 -	1:03.133	11.701	68.87	15:00:12.456
2 -	53.211	1.779	81.72	15:01:05.667
3 -	51.900	0.468	83.78	15:01:57.567
4 -	51.935	0.503	83.73	15:02:49.502
5 -	52.837	1.405	82.30	15:03:42.339
6 -	51.732 (2)	0.300	84.06	15:04:34.071
7 -	52.272	0.840	83.19	15:05:26.343

DIFF = Difference To Personal Best Lap

<b>8 -</b>	<b>51.432 (1)</b>		<b>84.55</b>	<b>15:06:17.775</b>
9 -	55.653	4.221	78.13	15:07:13.428
10 -	54.091	2.659	80.39	15:08:07.519
11 -	52.416	0.984	82.96	15:08:59.935
12 -	52.115	0.683	83.44	15:09:52.050
13 -	56.367	4.935	77.14	15:10:48.417
14 -	52.041	0.609	83.56	15:11:40.458
15 -	52.103	0.671	83.46	15:12:32.561
16 -	53.353	1.921	81.50	15:13:25.914
17 -	52.361	0.929	83.05	15:14:18.275
18 -	52.055	0.623	83.53	15:15:10.330
19 -	52.016	0.584	83.60	15:16:02.346
20 -	52.783	1.351	82.38	15:16:55.129
21 -	52.332	0.900	83.09	15:17:47.461
22 -	51.782 (3)	0.350	83.97	15:18:39.243
23 -	51.979	0.547	83.66	15:19:31.222
24 -	52.774	1.342	82.40	15:20:23.996

P13 17 Brad HUTCHISON				
LAP	LAP TIME	DIFF	MPH	TIME OF DAY
1 -	58.790	10.062	73.96	15:00:08.113
2 -	49.672	0.944	87.54	15:00:57.785
3 -	48.936	0.208	88.86	15:01:46.721
4 -	48.732 (2)	0.004	89.23	15:02:35.453
5 -	49.132	0.404	88.50	15:03:24.585
6 -	48.902	0.174	88.92	15:04:13.487
<b>7 -</b>	<b>48.728 (1)</b>		<b>89.24</b>	<b>15:05:02.215</b>
8 -	48.910	0.182	88.91	15:05:51.125
9 -	48.884 (3)	0.156	88.95	15:06:40.009
10 -	48.958	0.230	88.82	15:07:28.967
11 -	49.089	0.361	88.58	15:08:18.056
12 -	49.157	0.429	88.46	15:09:07.213
13 -	49.265	0.537	88.26	15:09:56.478
14 -	49.674	0.946	87.54	15:10:46.152
15 -	49.555	0.827	87.75	15:11:35.707
16 -	49.440	0.712	87.95	15:12:25.147
17 -	2:53.004 P	2:04.276	25.13	15:15:18.151
18 -	54.125	5.397	80.34	15:16:12.276
19 -	49.623	0.895	87.63	15:17:01.899
20 -	49.842	1.114	87.24	15:17:51.741
21 -	50.006	1.278	86.96	15:18:41.747
22 -	50.292	1.564	86.46	15:19:32.039
23 -	50.746	2.018	85.69	15:20:22.785

P14 28 Bradley THURSTON				
LAP	LAP TIME	DIFF	MPH	TIME OF DAY
1 -	1:02.294	11.529	69.80	15:00:11.617
2 -	52.193	1.428	83.31	15:01:03.810
3 -	51.789	1.024	83.96	15:01:55.599
4 -	51.864	1.099	83.84	15:02:47.463
5 -	53.863	3.098	80.73	15:03:41.326
6 -	51.736	0.971	84.05	15:04:33.062
7 -	51.681	0.916	84.14	15:05:24.743
8 -	51.355	0.590	84.67	15:06:16.098
9 -	51.143	0.378	85.02	15:07:07.241
10 -	51.082	0.317	85.12	15:07:58.323
11 -	51.430	0.665	84.55	15:08:49.753
12 -	50.938 (3)	0.173	85.37	15:09:40.691
<b>13 -</b>	<b>50.765 (1)</b>		<b>85.66</b>	<b>15:10:31.456</b>
14 -	51.044	0.279	85.19	15:11:22.500
15 -	50.812 (2)	0.047	85.58	15:12:13.312

# TCR UK Touring Car Championship

## RACE 3 - STATISTICS

<b>Competitors Started</b>	14
<b>Planned Start</b>	2024-04-13 @ 15:00:00.000
<b>Actual Start</b>	2024-04-13 @ 14:59:09.322
<b>Finish Time</b>	2024-04-13 @ 15:19:49.224
<b>Track Length</b>	1.2079mi.
<b>Total Laps</b>	335
<b>Total Distance Covered</b>	404.6617mi.

### Session Fastest Lap History

NO	NAME	LAP TIME	TIME OF DAY	LAP	VEHICLE
20	Viktor ANDERSSON	<b>56.223</b>	15:00:05.564	1	Lynk & Co 03 TCR
20	Viktor ANDERSSON	<b>48.822</b>	15:00:54.386	2	Lynk & Co 03 TCR
20	Viktor ANDERSSON	<b>48.661</b>	15:01:43.047	3	Lynk & Co 03 TCR
20	Viktor ANDERSSON	<b>48.652</b>	15:02:31.700	4	Lynk & Co 03 TCR
16	Callum NEWSHAM	<b>48.574</b>	15:02:32.221	4	Hyundai i30 N TCR
117	Adam SHEPHERD	<b>48.524</b>	15:04:11.588	6	Cupra Leon Competición TCR
117	Adam SHEPHERD	<b>48.517</b>	15:05:00.105	7	Cupra Leon Competición TCR

### Session Leader History

NO	NAME	FROM LAP	LAPS LED	DISTANCE	VEHICLE
20	Viktor ANDERSSON	1	25	30.19 miles	Lynk & Co 03 TCR

### Flag History

TYPE	TIME OF DAY
GREEN	14:59:09.322
FINISH	15:19:49.224

### Flag Statistics

TYPE	COUNT	TOTAL LAPS	TOTAL TIME
Green	1	25	21:56.733
Red	0	0	0.000
Safety Car	0	0	0.000
FCY	0	0	0.000

**TCR UK Touring Car Championship**  
**RACE 15 - GRID (20 minutes) - AMENDED**

ROW 15	15	<b>17</b> Brad HUTCHISON
ROW 14	14	<b>50</b> Darelle WILSON
ROW 13	13	<b>28</b> Bradley THURSTON
ROW 12	12	<b>19</b> Jeffrey ALDEN
ROW 11	11	<b>77</b> Mark SMITH
ROW 10	10	<b>20</b> Viktor ANDERSSON
ROW 9	9	<b>1</b> Carl BOARDLEY
ROW 8	8	<b>117</b> Adam SHEPHERD
ROW 7	7	<b>16</b> Callum NEWSHAM
ROW 6	6	<b>99</b> Joseph MARSHALL-BIRKS
ROW 5	5	<b>7</b> Will POWELL
ROW 4	4	<b>285</b> Darron LEWIS
ROW 3	3	<b>115</b> Luke SARGEANT
ROW 2	2	<b>27</b> William BEECH
ROW 1	1	<b>22</b> Rick KERRY
<b>Pole</b>		

**Comments: Car No - Serving Grid Penalty from Race 1.**

These results are provisional until the conclusion of any judicial and technical matters.

Brands Hatch Indy: 1.2079 miles

Clerk Of Course: Andrew Holley	Stewards:	Timekeeper: Peter Knight	
--------------------------------	-----------	--------------------------	---

Results can be found at [www.tsl-timing.com](http://www.tsl-timing.com)

Printed - 17:06 Saturday, 13 April 2024

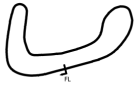


## TCR UK Touring Car Championship RACE 15 - GRID (20 minutes)

ROW 14		13:03.989	14	<b>28</b> Bradley THURSTON
ROW 13	21:13.462		13	<b>17</b> Brad HUTCHISON
ROW 12		21:14.673	12	<b>19</b> Jeffrey ALDEN
ROW 11	21:06.510		11	<b>77</b> Mark SMITH
ROW 10		20:40.049	10	<b>20</b> Viktor ANDERSSON
ROW 9	20:40.318		9	<b>1</b> Carl BOARDLEY
ROW 8		20:40.695	8	<b>117</b> Adam SHEPHERD
ROW 7	20:40.882		7	<b>16</b> Callum NEWSHAM
ROW 6		20:41.534	6	<b>99</b> Joseph MARSHALL-BIRKS
ROW 5	20:57.759		5	<b>7</b> Will POWELL
ROW 4		21:04.912	4	<b>285</b> Darron LEWIS
ROW 3	21:22.289		3	<b>115</b> Luke SARGEANT
ROW 2		21:29.057	2	<b>27</b> William BEECH
ROW 1	20:42.840		1	<b>22</b> Rick KERRY
<b>Pole</b>				

These results are provisional until the conclusion of any judicial and technical matters.

Brands Hatch Indy: 1.2079 miles

Clerk Of Course: Andrew Holley	Stewards:	Timekeeper: Peter Knight	
--------------------------------	-----------	--------------------------	---

Results can be found at [www.tsl-timing.com](http://www.tsl-timing.com)

Printed - 15:34 Saturday, 13 April 2024





# TCR UK Touring Car Championship

## RACE 15 - CLASSIFICATION

Race Distance: 25 Laps / 30.19 miles

POS	NO	NAME	ENTRY	LAPS	TIME	GAP	DIFF	MPH	BEST	ON	GRD	↑↓
1	117	Adam SHEPHERD	Cupra Leon Competición TCR - Area Motorsport with Sheph	25	20:32.151			88.23	<b>48.476</b>	5	8	7
2	16	Callum NEWSHAM	Hyundai i30 N TCR - JH Racing	25	20:34.952	<b>2.801</b>	2.801	88.03	<b>48.554</b>	5	7	5
3	99	Joseph MARSHALL	Audi RS3 LMS TCR GEN II - Rob Boston Racing	25	20:40.220	<b>8.069</b>	5.268	87.65	<b>48.453</b>	12	6	3
4	20	Viktor ANDERSSON	Lynk & Co 03 TCR - Pro Alloys Racing	25	20:43.978	<b>11.827</b>	3.758	87.39	<b>48.739</b>	15	10	6
5	1*	Carl BOARDLEY	Cupra Leon Competición TCR - CBM with Hart GT	25	20:51.583	<b>19.432</b>	7.605	86.86	<b>48.854</b>	7	9	4
6	17	Brad HUTCHISON	Cupra Leon Competición TCR - MPH Racing	25	20:52.811	<b>20.660</b>	1.228	86.77	<b>48.950</b>	9	15	9
7	115	Luke SARGEANT	Cupra Leon Competición TCR - R.S Vehicle Sales with Area	25	20:53.618	<b>21.467</b>	0.807	86.72	<b>49.081</b>	10	3	-4
8	7	Will POWELL	Honda Civic Type R FK7 TCR - Go-Fix Honda by SPORT77	25	20:55.614	<b>23.463</b>	1.996	86.58	<b>49.104</b>	7	5	-3
9	285*	Darron LEWIS	Hyundai i30 N TCR - DLR with JH Racing	25	20:59.185	<b>27.034</b>	3.571	86.33	<b>48.930</b>	11	4	-5
10	27	William BEECH	Volkswagen Golf GTi TCR - Capture Motorsport	25	21:19.661	<b>47.510</b>	20.476	84.95	<b>50.206</b>	6	2	-8
11	22	Rick KERRY	Cupra TCR - EDF Motorsport	24	20:58.803	<b>1 Lap</b>	1 Lap	82.90	<b>50.187</b>	6	1	-10
12	19*	Jeffrey ALDEN	Opel Astra TCR - Matrix Motorsport with DW Racing	24	21:26.723	<b>1 Lap</b>	27.920	81.11	<b>51.510</b>	8	12	0
13	77*	Mark SMITH	Cupra TCR - Richmond Fire Motorsport	24	21:27.364	<b>1 Lap</b>	0.641	81.06	<b>51.397</b>	8	11	-2

### NOT CLASSIFIED

DNF	28	Bradley THURSTON	Audi RS3 LMS TCR SEQ - Sport77	1	1:03.066	<b>24 Laps</b>	23 Laps	68.95	<b>1:03.066</b>	1	13	
-----	----	------------------	--------------------------------	---	----------	----------------	---------	-------	-----------------	---	----	--

### NOT STARTED

NS	50	Darelle WILSON	Vauxhall Astra TCR - DW Racing									14
----	----	----------------	--------------------------------	--	--	--	--	--	--	--	--	----

### FASTEST LAP

99	Joseph MARSHALL	Audi RS3 LMS TCR GEN II - Rob Boston Racing	12	48.453	89.74 mph	144.43 kph
----	-----------------	---	----	--------	-----------	------------

Comments:\*Car Nos 1, & 285 - 5 second penalty - Exceeding Track Limits.

\*Car Nos 19 & 77 - 5 second penalty + 10 second penalty - Exceeding Track Limits.

Weather / Track : Bright / Dry

These results are provisional until the conclusion of any judicial and technical matters.

Date: 14/04/2024 Start: 14:17 Finish: 14:37

Brands Hatch Indy: 1.2079 miles

Clerk Of Course: Andrew Holley

Stewards:

Timekeeper: Peter Knight



Results can be found at [www.tsl-timing.com](http://www.tsl-timing.com)

Printed - 14:45 Sunday, 14 April 2024



# TCR UK Touring Car Championship

## RACE 15 - LAP CHART

LAP 1 @ 14:18:00.502			LAP 2 @ 14:18:49.441			LAP 3 @ 14:19:38.390			LAP 4 @ 14:20:27.088			LAP 5 @ 14:21:15.564		
NO	BEHIND	LAP TIME	NO	BEHIND	LAP TIME	NO	BEHIND	LAP TIME	NO	BEHIND	LAP TIME	NO	BEHIND	LAP TIME
<b>117</b>		56.349	<b>117</b>		48.939	<b>117</b>		48.949	<b>117</b>		48.698	<b>117</b>		48.476
<b>115</b>	2.240	58.589	<b>115</b>	3.452	50.151	<b>16</b>	3.855	49.050	<b>16</b>	4.005	48.848	<b>16</b>	4.083	48.554
<b>16</b>	2.375	58.724	<b>16</b>	3.754	50.318	<b>115</b>	4.540	50.037	<b>115</b>	5.360	49.518	<b>115</b>	6.287	49.403
<b>7</b>	2.995	59.344	<b>7</b>	4.798	50.742	<b>7</b>	6.142	50.293	<b>1</b>	7.042	49.438	<b>1</b>	7.542	48.976
<b>1</b>	3.428	59.777	<b>1</b>	4.937	50.448	<b>1</b>	6.302	50.314	<b>99</b>	7.324	49.557	<b>99</b>	7.810	48.962
<b>20</b>	3.848	1:00.197	<b>99</b>	5.428	49.968	<b>99</b>	6.465	49.986	<b>7</b>	7.714	50.270	<b>20</b>	8.830	49.463
<b>99</b>	4.399	1:00.748	<b>20</b>	5.596	50.687	<b>20</b>	6.741	50.094	<b>20</b>	7.843	49.800	<b>7</b>	9.069	49.831
<b>285</b>	4.558	1:00.907	<b>285</b>	6.142	50.523	<b>285</b>	7.057	49.864	<b>285</b>	8.117	49.758	<b>285</b>	9.241	49.600
<b>27</b>	5.393	1:01.742	<b>17</b>	7.455	50.057	<b>17</b>	8.162	49.656	<b>17</b>	8.566	49.102	<b>17</b>	9.646	49.556
<b>17</b>	6.337	1:02.686	<b>27</b>	8.809	52.355	<b>27</b>	10.620	50.760	<b>27</b>	12.409	50.487	<b>27</b>	14.661	50.728
<b>28</b>	6.717	1:03.066	<b>19</b>	12.790	53.431	<b>19</b>	16.091	52.250	<b>77</b>	19.733	52.192	<b>77</b>	23.278	52.021
<b>19</b>	8.298	1:04.647	<b>77</b>	13.380	53.295	<b>77</b>	16.239	51.808	<b>19</b>	20.852	53.459	<b>19</b>	24.509	52.133
<b>77</b>	9.024	1:05.373	<b>22</b>	29.582	1:05.215	<b>22</b>	32.183	51.550	<b>22</b>	34.657	51.172	<b>22</b>	36.556	50.375
<b>22</b>	13.306	1:09.655												

# TCR UK Touring Car Championship

## RACE 15 - LAP CHART

LAP 6 @ 14:22:04.415			LAP 7 @ 14:22:53.112			LAP 8 @ 14:23:41.948			LAP 9 @ 14:24:30.861			LAP 10 @ 14:25:19.658		
NO	BEHIND	LAP TIME	NO	BEHIND	LAP TIME	NO	BEHIND	LAP TIME	NO	BEHIND	LAP TIME	NO	BEHIND	LAP TIME
<b>117</b>		48.851	<b>117</b>		48.697	<b>117</b>		48.836	<b>117</b>		48.913	<b>117</b>		48.797
<b>16</b>	3.914	48.682	<b>16</b>	3.894	48.677	<b>16</b>	3.782	48.724	<b>16</b>	3.630	48.761	<b>16</b>	3.531	48.698
<b>115</b>	7.035	49.599	<b>99</b>	8.190	49.126	<b>99</b>	7.859	48.505	<b>99</b>	7.703	48.757	<b>99</b>	7.376	48.470
<b>99</b>	7.761	48.802	<b>115</b>	8.370	50.032	<b>115</b>	9.268	49.734	<b>115</b>	9.595	49.240	<b>115</b>	9.879	49.081
<b>1</b>	8.752	50.061	<b>1</b>	8.909	48.854	<b>1</b>	9.578	49.505	<b>1</b>	10.053	49.388	<b>20</b>	10.347	48.963
<b>20</b>	9.068	49.089	<b>20</b>	9.256	48.885	<b>20</b>	9.819	49.399	<b>20</b>	10.181	49.275	<b>1</b>	11.064	49.808
<b>7</b>	9.484	49.266	<b>7</b>	9.891	49.104	<b>7</b>	10.197	49.142	<b>7</b>	10.594	49.310	<b>7</b>	11.493	49.696
<b>285</b>	9.752	49.362	<b>17</b>	11.189	49.760	<b>17</b>	11.332	48.979	<b>17</b>	11.369	48.950	<b>17</b>	11.802	49.230
<b>17</b>	10.126	49.331	<b>285</b>	11.496	50.441	<b>285</b>	12.001	49.341	<b>285</b>	12.347	49.259	<b>285</b>	12.693	49.143
<b>27</b>	16.016	50.206	<b>27</b>	17.755	50.436	<b>27</b>	19.230	50.311	<b>27</b>	20.554	50.237	<b>27</b>	22.948	51.191
<b>77</b>	25.985	51.558	<b>77</b>	29.375	52.087	<b>77</b>	31.936	51.397	<b>77</b>	34.563	51.540	<b>77</b>	37.648	51.882
<b>19</b>	27.332	51.674	<b>19</b>	30.489	51.854	<b>19</b>	33.163	51.510	<b>19</b>	36.375	52.125	<b>19</b>	39.619	52.041
<b>22</b>	37.892	50.187	<b>22</b>	39.768	50.573	<b>22</b>	41.338	50.406	<b>22</b>	42.777	50.352	<b>22</b>	44.718	50.738

# TCR UK Touring Car Championship

## RACE 15 - LAP CHART

LAP 11 @ 14:26:08.420			LAP 12 @ 14:26:57.393			LAP 13 @ 14:27:46.635			LAP 14 @ 14:28:35.886			LAP 15 @ 14:29:25.538		
NO	BEHIND	LAP TIME	NO	BEHIND	LAP TIME	NO	BEHIND	LAP TIME	NO	BEHIND	LAP TIME	NO	BEHIND	LAP TIME
<b>117</b>		48.762	<b>117</b>		48.973	<b>117</b>		49.242	<b>117</b>		49.251	<b>117</b>		49.652
<b>16</b>	3.652	48.883	<b>16</b>	3.454	48.775	<b>16</b>	3.076	48.864	<b>22</b>	1 Lap	50.501	<b>22</b>	1 Lap	51.411
<b>99</b>	7.326	48.712	<b>99</b>	6.806	48.453	<b>99</b>	6.334	48.770	<b>16</b>	2.760	48.935	<b>16</b>	2.123	49.015
<b>115</b>	10.316	49.199	<b>20</b>	11.545	50.014	<b>20</b>	11.223	48.920	<b>99</b>	5.652	48.569	<b>19</b>	1 Lap	53.439
<b>20</b>	10.504	48.919	<b>115</b>	11.829	50.486	<b>115</b>	12.244	49.657	<b>20</b>	10.806	48.834	<b>99</b>	4.662	48.662
<b>1</b>	11.409	49.107	<b>1</b>	12.095	49.659	<b>1</b>	12.617	49.764	<b>115</b>	12.588	49.595	<b>20</b>	9.893	48.739
<b>7</b>	12.072	49.341	<b>17</b>	13.448	50.087	<b>17</b>	13.417	49.211	<b>1</b>	12.958	49.592	<b>115</b>	12.380	49.444
<b>17</b>	12.334	49.294	<b>7</b>	13.642	50.543	<b>7</b>	13.942	49.542	<b>17</b>	13.634	49.468	<b>1</b>	12.688	49.382
<b>285</b>	12.861	48.930	<b>285</b>	13.943	50.055	<b>285</b>	14.346	49.645	<b>7</b>	14.498	49.807	<b>17</b>	13.363	49.381
<b>27</b>	24.935	50.749	<b>27</b>	26.409	50.447	<b>27</b>	28.290	51.123	<b>285</b>	14.738	49.643	<b>285</b>	14.543	49.457
<b>77</b>	41.009	52.123	<b>77</b>	43.846	51.810	<b>77</b>	46.428	51.824	<b>27</b>	29.551	50.512	<b>7</b>	15.292	50.446
<b>19</b>	42.471	51.614	<b>19</b>	45.256	51.758	<b>19</b>	47.747	51.733	<b>77</b>	49.200	52.023	<b>27</b>	30.127	50.228
<b>22</b>	46.421	50.465	<b>22</b>	48.156	50.708									

# TCR UK Touring Car Championship

## RACE 15 - LAP CHART

LAP 16 @ 14:30:14.751			LAP 17 @ 14:31:03.504			LAP 18 @ 14:31:52.270			LAP 19 @ 14:32:41.168			LAP 20 @ 14:33:30.142		
NO	BEHIND	LAP TIME	NO	BEHIND	LAP TIME	NO	BEHIND	LAP TIME	NO	BEHIND	LAP TIME	NO	BEHIND	LAP TIME
<b>117</b>		49.213	<b>117</b>		48.753	<b>117</b>		48.766	<b>117</b>		48.898	<b>117</b>		48.974
<b>16</b>	2.166	49.256	<b>16</b>	2.367	48.954	<b>16</b>	2.566	48.965	<b>16</b>	2.677	49.009	<b>16</b>	2.786	49.083
<b>22</b>	1 Lap	51.343	<b>99</b>	5.810	49.985	<b>99</b>	5.913	48.869	<b>99</b>	5.894	48.879	<b>99</b>	5.836	48.916
<b>77</b>	1 Lap	54.050	<b>22</b>	1 Lap	51.720	<b>22</b>	1 Lap	50.639	<b>22</b>	1 Lap	50.833	<b>20</b>	12.513	49.751
<b>99</b>	4.578	49.129	<b>77</b>	1 Lap	52.371	<b>20</b>	11.499	49.796	<b>20</b>	11.736	49.135	<b>22</b>	1 Lap	52.148
<b>19</b>	1 Lap	53.130	<b>19</b>	1 Lap	51.906	<b>77</b>	1 Lap	52.941	<b>1</b>	14.412	49.557	<b>1</b>	14.625	49.187
<b>20</b>	10.009	49.329	<b>20</b>	10.469	49.213	<b>19</b>	1 Lap	52.808	<b>77</b>	1 Lap	52.536	<b>17</b>	17.106	49.901
<b>115</b>	13.008	49.841	<b>1</b>	13.480	49.063	<b>1</b>	13.753	49.039	<b>17</b>	16.179	49.451	<b>115</b>	18.468	49.803
<b>1</b>	13.170	49.695	<b>17</b>	14.711	49.885	<b>17</b>	15.626	49.681	<b>115</b>	17.639	50.486	<b>285</b>	18.716	49.759
<b>17</b>	13.579	49.429	<b>115</b>	15.108	50.853	<b>115</b>	16.051	49.709	<b>285</b>	17.931	50.599	<b>7</b>	19.903	50.303
<b>285</b>	14.692	49.362	<b>285</b>	15.386	49.447	<b>285</b>	16.230	49.610	<b>7</b>	18.574	50.033	<b>77</b>	1 Lap	55.255
<b>7</b>	15.731	49.652	<b>7</b>	16.492	49.514	<b>7</b>	17.439	49.713	<b>19</b>	1 Lap	56.161	<b>19</b>	1 Lap	52.319
<b>27</b>	31.699	50.785	<b>27</b>	33.338	50.392	<b>27</b>	35.114	50.542	<b>27</b>	36.922	50.706	<b>27</b>	38.592	50.644

# TCR UK Touring Car Championship

## RACE 15 - LAP CHART

LAP 21 @ 14:34:19.117			LAP 22 @ 14:35:08.207			LAP 23 @ 14:35:57.253			LAP 24 @ 14:36:46.844			LAP 25 @ 14:37:36.304		
NO	BEHIND	LAP TIME	NO	BEHIND	LAP TIME	NO	BEHIND	LAP TIME	NO	BEHIND	LAP TIME	NO	BEHIND	LAP TIME
<b>117</b>		48.975	<b>117</b>		49.090	<b>117</b>		49.046	<b>117</b>		49.591	<b>117</b>		49.460
<b>16</b>	2.916	49.105	<b>16</b>	2.988	49.162	<b>16</b>	3.094	49.152	<b>16</b>	2.833	49.330	<b>16</b>	2.801	49.428
<b>99</b>	5.718	48.857	<b>99</b>	6.145	49.517	<b>99</b>	7.419	50.320	<b>99</b>	7.361	49.533	<b>99</b>	8.069	50.168
<b>20</b>	12.706	49.168	<b>20</b>	12.599	48.983	<b>20</b>	12.500	48.947	<b>20</b>	11.981	49.072	<b>20</b>	11.827	49.306
<b>1</b>	14.895	49.245	<b>1</b>	14.891	49.086	<b>1</b>	15.001	49.156	<b>1</b>	14.548	49.138	<b>1</b>	14.432	49.344
<b>22</b>	1 Lap	51.260	<b>22</b>	1 Lap	50.691	<b>17</b>	19.191	49.928	<b>17</b>	19.652	50.052	<b>17</b>	20.660	50.468
<b>17</b>	17.658	49.527	<b>17</b>	18.309	49.741	<b>115</b>	20.802	49.918	<b>115</b>	21.040	49.829	<b>115</b>	21.467	49.887
<b>115</b>	19.426	49.933	<b>115</b>	19.930	49.594	<b>285</b>	21.276	50.103	<b>285</b>	21.598	49.913	<b>285</b>	22.034	49.896
<b>285</b>	19.695	49.954	<b>285</b>	20.219	49.614	<b>7</b>	22.387	50.180	<b>7</b>	22.824	50.028	<b>7</b>	23.463	50.099
<b>7</b>	20.706	49.778	<b>7</b>	21.253	49.637	<b>22</b>	1 Lap	54.681	<b>22</b>	1 Lap	51.061	<b>22</b>	1 Lap	51.119
<b>77</b>	1 Lap	52.296	<b>77</b>	1 Lap	52.584	<b>77</b>	1 Lap	52.645	<b>77</b>	1 Lap	52.632	<b>19</b>	1 Lap	52.823
<b>19</b>	1 Lap	52.077	<b>19</b>	1 Lap	51.662	<b>19</b>	1 Lap	53.244	<b>19</b>	1 Lap	51.925	<b>77</b>	1 Lap	54.121
<b>27</b>	40.622	51.005	<b>27</b>	42.459	50.927	<b>27</b>	44.453	51.040	<b>27</b>	45.736	50.874	<b>27</b>	47.510	51.234

# TCR UK Touring Car Championship

## RACE 15 - POSITION CHART

No	Name	Lap																									
		Pos	1	2	3	4	5	6	7	8	9	10	11	12	13	14	15	16	17	18	19	20	21	22	23	24	25
22	KERRY	1	117	117	117	117	117	117	117	117	117	117	117	117	117	117	117	117	117	117	117	117	117	117	117	117	117
27	BEECH	2	115	115	16	16	16	16	16	16	16	16	16	16	16	16	16	16	16	16	16	16	16	16	16	16	16
115	SARGEANT	3	16	16	115	115	115	115	99	99	99	99	99	99	99	99	99	99	99	99	99	99	99	99	99	99	
285	LEWIS	4	7	7	7	1	1	99	115	115	115	115	115	20	20	20	20	20	20	20	20	20	20	20	20	20	
7	POWELL	5	1	1	1	99	99	1	1	1	1	20	20	115	115	115	115	115	1	1	1	1	1	1	1	1	
99	MARSHALL	6	20	99	99	7	20	20	20	20	20	1	1	1	1	1	1	1	17	17	17	17	17	17	17	17	
16	NEWSHAM	7	99	20	20	20	7	7	7	7	7	7	7	17	17	17	17	17	17	115	115	115	115	115	115	115	
117	SHEPHERD	8	285	285	285	285	285	17	17	17	17	17	17	7	7	7	7	285	285	285	285	285	285	285	285	285	
1	BOARDLEY	9	27	17	17	17	17	17	17	285	285	285	285	285	285	285	285	7	7	7	7	7	7	7	7	7	
20	ANDERSSON	10	17	27	27	27	27	27	27	27	27	27	27	27	27	27	27	27	27	27	27	27	27	27	27	27	
77	SMITH	11	28	19	19	77	77	77	77	77	77	77	77	77	77	77	77	22	22	22	22	22	22	22	22	22	
19	ALDEN	12	19	77	77	19	19	19	19	19	19	19	19	19	19	19	22	77	77	77	77	77	77	77	77	19	
28	THURSTON	13	77	22	22	22	22	22	22	22	22	22	22	22	22	22	19	19	19	19	19	19	19	19	19	77	
50	WILSON	14	22																								
17	HUTCHISON	15																									

# TCR UK Touring Car Championship

## RACE 15 - LAP ANALYSIS

DIFF = Difference To Personal Best Lap

P1 117 Adam SHEPHERD				
LAP	LAP TIME	DIFF	MPH	TIME OF DAY
1 -	56.349	7.873	77.17	14:18:00.502
2 -	48.939	0.463	88.85	14:18:49.441
3 -	48.949	0.473	88.83	14:19:38.390
4 -	48.698 (3)	0.222	89.29	14:20:27.088
5 -	<b>48.476 (1)</b>		<b>89.70</b>	<b>14:21:15.564</b>
6 -	48.851	0.375	89.01	14:22:04.415
7 -	48.697 (2)	0.221	89.29	14:22:53.112
8 -	48.836	0.360	89.04	14:23:41.948
9 -	48.913	0.437	88.90	14:24:30.861
10 -	48.797	0.321	89.11	14:25:19.658
11 -	48.762	0.286	89.18	14:26:08.420
12 -	48.973	0.497	88.79	14:26:57.393
13 -	49.242	0.766	88.31	14:27:46.635
14 -	49.251	0.775	88.29	14:28:35.886
15 -	49.652	1.176	87.58	14:29:25.538
16 -	49.213	0.737	88.36	14:30:14.751
17 -	48.753	0.277	89.19	14:31:03.504
18 -	48.766	0.290	89.17	14:31:52.270
19 -	48.898	0.422	88.93	14:32:41.168
20 -	48.974	0.498	88.79	14:33:30.142
21 -	48.975	0.499	88.79	14:34:19.117
22 -	49.090	0.614	88.58	14:35:08.207
23 -	49.046	0.570	88.66	14:35:57.253
24 -	49.591	1.115	87.68	14:36:46.844
25 -	49.460	0.984	87.92	14:37:36.304

P2 16 Callum NEWSHAM				
LAP	LAP TIME	DIFF	MPH	TIME OF DAY
1 -	58.724	10.170	74.05	14:18:02.877
2 -	50.318	1.764	86.42	14:18:53.195
3 -	49.050	0.496	88.65	14:19:42.245
4 -	48.848	0.294	89.02	14:20:31.093
5 -	<b>48.554 (1)</b>		<b>89.56</b>	<b>14:21:19.647</b>
6 -	48.682 (3)	0.128	89.32	14:22:08.329
7 -	48.677 (2)	0.123	89.33	14:22:57.006
8 -	48.724	0.170	89.24	14:23:45.730
9 -	48.761	0.207	89.18	14:24:34.491
10 -	48.698	0.144	89.29	14:25:23.189
11 -	48.883	0.329	88.95	14:26:12.072
12 -	48.775	0.221	89.15	14:27:00.847
13 -	48.864	0.310	88.99	14:27:49.711
14 -	48.935	0.381	88.86	14:28:38.646
15 -	49.015	0.461	88.71	14:29:27.661
16 -	49.256	0.702	88.28	14:30:16.917
17 -	48.954	0.400	88.83	14:31:05.871
18 -	48.965	0.411	88.81	14:31:54.836
19 -	49.009	0.455	88.73	14:32:43.845
20 -	49.083	0.529	88.59	14:33:32.928
21 -	49.105	0.551	88.55	14:34:22.033
22 -	49.162	0.608	88.45	14:35:11.195
23 -	49.152	0.598	88.47	14:36:00.347
24 -	49.330	0.776	88.15	14:36:49.677
25 -	49.428	0.874	87.97	14:37:39.105

P3 99 Joseph MARSHALL				
LAP	LAP TIME	DIFF	MPH	TIME OF DAY
1 -	1:00.748	12.295	71.58	14:18:04.901
2 -	49.968	1.515	87.02	14:18:54.869
3 -	49.986	1.533	86.99	14:19:44.855
4 -	49.557	1.104	87.74	14:20:34.412
5 -	48.962	0.509	88.81	14:21:23.374

DIFF = Difference To Personal Best Lap

6 -	48.802	0.349	89.10	14:22:12.176
7 -	49.126	0.673	88.51	14:23:01.302
8 -	48.505 (3)	0.052	89.65	14:23:49.807
9 -	48.757	0.304	89.18	14:24:38.564
10 -	48.470 (2)	0.017	89.71	14:25:27.034
11 -	48.712	0.259	89.27	14:26:15.746
12 -	<b>48.453 (1)</b>		<b>89.74</b>	<b>14:27:04.199</b>
13 -	48.770	0.317	89.16	14:27:52.969
14 -	48.569	0.116	89.53	14:28:41.538
15 -	48.662	0.209	89.36	14:29:30.200
16 -	49.129	0.676	88.51	14:30:19.329
17 -	49.985	1.532	86.99	14:31:09.314
18 -	48.869	0.416	88.98	14:31:58.183
19 -	48.879	0.426	88.96	14:32:47.062
20 -	48.916	0.463	88.89	14:33:35.978
21 -	48.857	0.404	89.00	14:34:24.835
22 -	49.517	1.064	87.82	14:35:14.352
23 -	50.320	1.867	86.41	14:36:04.672
24 -	49.533	1.080	87.79	14:36:54.205
25 -	50.168	1.715	86.68	14:37:44.373

P4 20 Viktor ANDERSSON				
LAP	LAP TIME	DIFF	MPH	TIME OF DAY
1 -	1:00.197	11.458	72.23	14:18:04.350
2 -	50.687	1.948	85.79	14:18:55.037
3 -	50.094	1.355	86.80	14:19:45.131
4 -	49.800	1.061	87.32	14:20:34.931
5 -	49.463	0.724	87.91	14:21:24.394
6 -	49.089	0.350	88.58	14:22:13.483
7 -	48.885 (3)	0.146	88.95	14:23:02.368
8 -	49.399	0.660	88.03	14:23:51.767
9 -	49.275	0.536	88.25	14:24:41.042
10 -	48.963	0.224	88.81	14:25:30.005
11 -	48.919	0.180	88.89	14:26:18.924
12 -	50.014	1.275	86.94	14:27:08.938
13 -	48.920	0.181	88.89	14:27:57.858
14 -	48.834 (2)	0.095	89.04	14:28:46.692
15 -	<b>48.739 (1)</b>		<b>89.22</b>	<b>14:29:35.431</b>
16 -	49.329	0.590	88.15	14:30:24.760
17 -	49.213	0.474	88.36	14:31:13.973
18 -	49.796	1.057	87.32	14:32:03.769
19 -	49.135	0.396	88.50	14:32:52.904
20 -	49.751	1.012	87.40	14:33:42.655
21 -	49.168	0.429	88.44	14:34:31.823
22 -	48.983	0.244	88.77	14:35:20.806
23 -	48.947	0.208	88.84	14:36:09.753
24 -	49.072	0.333	88.61	14:36:58.825
25 -	49.306	0.567	88.19	14:37:48.131

P5 1 Carl BOARDLEY				
LAP	LAP TIME	DIFF	MPH	TIME OF DAY
1 -	59.777	10.923	72.74	14:18:03.930
2 -	50.448	1.594	86.19	14:18:54.378
3 -	50.314	1.460	86.42	14:19:44.692
4 -	49.438	0.584	87.96	14:20:34.130
5 -	48.976 (2)	0.122	88.79	14:21:23.106
6 -	50.061	1.207	86.86	14:22:13.167
7 -	<b>48.854 (1)</b>		<b>89.01</b>	<b>14:23:02.021</b>
8 -	49.505	0.651	87.84	14:23:51.526
9 -	49.388	0.534	88.04	14:24:40.914
10 -	49.808	0.954	87.30	14:25:30.722
11 -	49.107	0.253	88.55	14:26:19.829
12 -	49.659	0.805	87.56	14:27:09.488
13 -	49.764	0.910	87.38	14:27:59.252



# TCR UK Touring Car Championship

## RACE 15 - LAP ANALYSIS

DIFF = Difference To Personal Best Lap

14 -	49.592	0.738	87.68	14:28:48.844
15 -	49.382	0.528	88.06	14:29:38.226
16 -	49.695	0.841	87.50	14:30:27.921
17 -	49.063	0.209	88.63	14:31:16.984
18 -	49.039 (3)	0.185	88.67	14:32:06.023
19 -	49.557	0.703	87.74	14:32:55.580
20 -	49.187	0.333	88.40	14:33:44.767
21 -	49.245	0.391	88.30	14:34:34.012
22 -	49.086	0.232	88.59	14:35:23.098
23 -	49.156	0.302	88.46	14:36:12.254
24 -	49.138	0.284	88.49	14:37:01.392
25 -	49.344	0.490	88.12	14:37:50.736

### P6 17 Brad HUTCHISON

LAP	LAP TIME	DIFF	MPH	TIME OF DAY
1 -	1:02.686	13.736	69.37	14:18:06.839
2 -	50.057	1.107	86.87	14:18:56.896
3 -	49.656	0.706	87.57	14:19:46.552
4 -	49.102 (3)	0.152	88.56	14:20:35.654
5 -	49.556	0.606	87.75	14:21:25.210
6 -	49.331	0.381	88.15	14:22:14.541
7 -	49.760	0.810	87.39	14:23:04.301
8 -	48.979 (2)	0.029	88.78	14:23:53.280
9 -	<b>48.950 (1)</b>		<b>88.83</b>	<b>14:24:42.230</b>
10 -	49.230	0.280	88.33	14:25:31.460
11 -	49.294	0.344	88.21	14:26:20.754
12 -	50.087	1.137	86.82	14:27:10.841
13 -	49.211	0.261	88.36	14:28:00.052
14 -	49.468	0.518	87.90	14:28:49.520
15 -	49.381	0.431	88.06	14:29:38.901
16 -	49.429	0.479	87.97	14:30:28.330
17 -	49.885	0.935	87.17	14:31:18.215
18 -	49.681	0.731	87.53	14:32:07.896
19 -	49.451	0.501	87.93	14:32:57.347
20 -	49.901	0.951	87.14	14:33:47.248
21 -	49.527	0.577	87.80	14:34:36.775
22 -	49.741	0.791	87.42	14:35:26.516
23 -	49.928	0.978	87.09	14:36:16.444
24 -	50.052	1.102	86.88	14:37:06.496
25 -	50.468	1.518	86.16	14:37:56.964

### P7 115 Luke SARGEANT

LAP	LAP TIME	DIFF	MPH	TIME OF DAY
1 -	58.589	9.508	74.22	14:18:02.742
2 -	50.151	1.070	86.71	14:18:52.893
3 -	50.037	0.956	86.90	14:19:42.930
4 -	49.518	0.437	87.81	14:20:32.448
5 -	49.403	0.322	88.02	14:21:21.851
6 -	49.599	0.518	87.67	14:22:11.450
7 -	50.032	0.951	86.91	14:23:01.482
8 -	49.734	0.653	87.43	14:23:51.216
9 -	49.240 (3)	0.159	88.31	14:24:40.456
10 -	<b>49.081 (1)</b>		<b>88.60</b>	<b>14:25:29.537</b>
11 -	49.199 (2)	0.118	88.38	14:26:18.736
12 -	50.486	1.405	86.13	14:27:09.222
13 -	49.657	0.576	87.57	14:27:58.879
14 -	49.595	0.514	87.68	14:28:48.474
15 -	49.444	0.363	87.95	14:29:37.918
16 -	49.841	0.760	87.24	14:30:27.759
17 -	50.853	1.772	85.51	14:31:18.612
18 -	49.709	0.628	87.48	14:32:08.321
19 -	50.486	1.405	86.13	14:32:58.807
20 -	49.803	0.722	87.31	14:33:48.610
21 -	49.933	0.852	87.08	14:34:38.543

DIFF = Difference To Personal Best Lap

22 -	49.594	0.513	87.68	14:35:28.137
23 -	49.918	0.837	87.11	14:36:18.055
24 -	49.829	0.748	87.27	14:37:07.884
25 -	49.887	0.806	87.16	14:37:57.771

### P8 7 Will POWELL

LAP	LAP TIME	DIFF	MPH	TIME OF DAY
1 -	59.344	10.240	73.27	14:18:03.497
2 -	50.742	1.638	85.70	14:18:54.239
3 -	50.293	1.189	86.46	14:19:44.532
4 -	50.270	1.166	86.50	14:20:34.802
5 -	49.831	0.727	87.26	14:21:24.633
6 -	49.266 (3)	0.162	88.26	14:22:13.899
7 -	<b>49.104 (1)</b>		<b>88.55</b>	<b>14:23:03.003</b>
8 -	49.142 (2)	0.038	88.49	14:23:52.145
9 -	49.310	0.206	88.18	14:24:41.455
10 -	49.696	0.592	87.50	14:25:31.151
11 -	49.341	0.237	88.13	14:26:20.492
12 -	50.543	1.439	86.03	14:27:11.035
13 -	49.542	0.438	87.77	14:28:00.577
14 -	49.807	0.703	87.30	14:28:50.384
15 -	50.446	1.342	86.20	14:29:40.830
16 -	49.652	0.548	87.58	14:30:30.482
17 -	49.514	0.410	87.82	14:31:19.996
18 -	49.713	0.609	87.47	14:32:09.709
19 -	50.033	0.929	86.91	14:32:59.742
20 -	50.303	1.199	86.44	14:33:50.045
21 -	49.778	0.674	87.35	14:34:39.823
22 -	49.637	0.533	87.60	14:35:29.460
23 -	50.180	1.076	86.66	14:36:19.640
24 -	50.028	0.924	86.92	14:37:09.668
25 -	50.099	0.995	86.80	14:37:59.767

### P9 285 Darron LEWIS

LAP	LAP TIME	DIFF	MPH	TIME OF DAY
1 -	1:00.907	11.977	71.39	14:18:05.060
2 -	50.523	1.593	86.07	14:18:55.583
3 -	49.864	0.934	87.20	14:19:45.447
4 -	49.758	0.828	87.39	14:20:35.205
5 -	49.600	0.670	87.67	14:21:24.805
6 -	49.362	0.432	88.09	14:22:14.167
7 -	50.441	1.511	86.21	14:23:04.608
8 -	49.341	0.411	88.13	14:23:53.949
9 -	49.259 (3)	0.329	88.28	14:24:43.208
10 -	49.143 (2)	0.213	88.48	14:25:32.351
11 -	<b>48.930 (1)</b>		<b>88.87</b>	<b>14:26:21.281</b>
12 -	50.055	1.125	86.87	14:27:11.336
13 -	49.645	0.715	87.59	14:28:00.981
14 -	49.643	0.713	87.59	14:28:50.624
15 -	49.457	0.527	87.92	14:29:40.081
16 -	49.362	0.432	88.09	14:30:29.443
17 -	49.447	0.517	87.94	14:31:18.890
18 -	49.610	0.680	87.65	14:32:08.500
19 -	50.599	1.669	85.94	14:32:59.099
20 -	49.759	0.829	87.39	14:33:48.858
21 -	49.954	1.024	87.05	14:34:38.812
22 -	49.614	0.684	87.64	14:35:28.426
23 -	50.103	1.173	86.79	14:36:18.529
24 -	49.913	0.983	87.12	14:37:08.442
25 -	49.896	0.966	87.15	14:37:58.338

# TCR UK Touring Car Championship

## RACE 15 - LAP ANALYSIS

DIFF = Difference To Personal Best Lap

P10 27 William BEECH				
LAP	LAP TIME	DIFF	MPH	TIME OF DAY
1 -	1:01.742	11.536	70.43	14:18:05.895
2 -	52.355	2.149	83.05	14:18:58.250
3 -	50.760	0.554	85.66	14:19:49.010
4 -	50.487	0.281	86.13	14:20:39.497
5 -	50.728	0.522	85.72	14:21:30.225
<b>6 -</b>	<b>50.206 (1)</b>		<b>86.61</b>	<b>14:22:20.431</b>
7 -	50.436	0.230	86.22	14:23:10.867
8 -	50.311	0.105	86.43	14:24:01.178
9 -	50.237 (3)	0.031	86.56	14:24:51.415
10 -	51.191	0.985	84.94	14:25:42.606
11 -	50.749	0.543	85.68	14:26:33.355
12 -	50.447	0.241	86.20	14:27:23.802
13 -	51.123	0.917	85.06	14:28:14.925
14 -	50.512	0.306	86.09	14:29:05.437
15 -	50.228 (2)	0.022	86.57	14:29:55.665
16 -	50.785	0.579	85.62	14:30:46.450
17 -	50.392	0.186	86.29	14:31:36.842
18 -	50.542	0.336	86.03	14:32:27.384
19 -	50.706	0.500	85.76	14:33:18.090
20 -	50.644	0.438	85.86	14:34:08.734
21 -	51.005	0.799	85.25	14:34:59.739
22 -	50.927	0.721	85.38	14:35:50.666
23 -	51.040	0.834	85.19	14:36:41.706
24 -	50.874	0.668	85.47	14:37:32.580
25 -	51.234	1.028	84.87	14:38:23.814

P11 22 Rick KERRY				
LAP	LAP TIME	DIFF	MPH	TIME OF DAY
1 -	1:09.655	19.468	62.42	14:18:13.808
2 -	1:05.215	15.028	66.68	14:19:19.023
3 -	51.550	1.363	84.35	14:20:10.573
4 -	51.172	0.985	84.98	14:21:01.745
5 -	50.375 (3)	0.188	86.32	14:21:52.120
<b>6 -</b>	<b>50.187 (1)</b>		<b>86.64</b>	<b>14:22:42.307</b>
7 -	50.573	0.386	85.98	14:23:32.880
8 -	50.406	0.219	86.27	14:24:23.286
9 -	50.352 (2)	0.165	86.36	14:25:13.638
10 -	50.738	0.551	85.70	14:26:04.376
11 -	50.465	0.278	86.17	14:26:54.841
12 -	50.708	0.521	85.75	14:27:45.549
13 -	50.501	0.314	86.10	14:28:36.050
14 -	51.411	1.224	84.58	14:29:27.461
15 -	51.343	1.156	84.69	14:30:18.804
16 -	51.720	1.533	84.07	14:31:10.524
17 -	50.639	0.452	85.87	14:32:01.163
18 -	50.833	0.646	85.54	14:32:51.996
19 -	52.148	1.961	83.38	14:33:44.144
20 -	51.260	1.073	84.83	14:34:35.404
21 -	50.691	0.504	85.78	14:35:26.095
22 -	54.681	4.494	79.52	14:36:20.776
23 -	51.061	0.874	85.16	14:37:11.837
24 -	51.119	0.932	85.06	14:38:02.956

P12 19 Jeffrey ALDEN				
LAP	LAP TIME	DIFF	MPH	TIME OF DAY
1 -	1:04.647	13.137	67.26	14:18:08.800
2 -	53.431	1.921	81.38	14:19:02.231
3 -	52.250	0.740	83.22	14:19:54.481
4 -	53.459	1.949	81.34	14:20:47.940
5 -	52.133	0.623	83.41	14:21:40.073
6 -	51.674	0.164	84.15	14:22:31.747

DIFF = Difference To Personal Best Lap

7 -	51.854	0.344	83.86	14:23:23.601
<b>8 -</b>	<b>51.510 (1)</b>		<b>84.42</b>	<b>14:24:15.111</b>
9 -	52.125	0.615	83.42	14:25:07.236
10 -	52.041	0.531	83.56	14:25:59.277
11 -	51.614 (2)	0.104	84.25	14:26:50.891
12 -	51.758	0.248	84.01	14:27:42.649
13 -	51.733	0.223	84.05	14:28:34.382
14 -	53.439	1.929	81.37	14:29:27.821
15 -	53.130	1.620	81.84	14:30:20.951
16 -	51.906	0.396	83.77	14:31:12.857
17 -	52.808	1.298	82.34	14:32:05.665
18 -	56.161	4.651	77.43	14:33:01.826
19 -	52.319	0.809	83.11	14:33:54.145
20 -	52.077	0.567	83.50	14:34:46.222
21 -	51.662 (3)	0.152	84.17	14:35:37.884
22 -	53.244	1.734	81.67	14:36:31.128
23 -	51.925	0.415	83.74	14:37:23.053
24 -	52.823	1.313	82.32	14:38:15.876

P13 77 Mark SMITH				
LAP	LAP TIME	DIFF	MPH	TIME OF DAY
1 -	1:05.373	13.976	66.51	14:18:09.526
2 -	53.295	1.898	81.59	14:19:02.821
3 -	51.808	0.411	83.93	14:19:54.629
4 -	52.192	0.795	83.31	14:20:46.821
5 -	52.021	0.624	83.59	14:21:38.842
6 -	51.558 (3)	0.161	84.34	14:22:30.400
7 -	52.087	0.690	83.48	14:23:22.487
<b>8 -</b>	<b>51.397 (1)</b>		<b>84.60</b>	<b>14:24:13.884</b>
9 -	51.540 (2)	0.143	84.37	14:25:05.424
10 -	51.882	0.485	83.81	14:25:57.306
11 -	52.123	0.726	83.42	14:26:49.429
12 -	51.810	0.413	83.93	14:27:41.239
13 -	51.824	0.427	83.91	14:28:33.063
14 -	52.023	0.626	83.59	14:29:25.086
15 -	54.050	2.653	80.45	14:30:19.136
16 -	52.371	0.974	83.03	14:31:11.507
17 -	52.941	1.544	82.14	14:32:04.448
18 -	52.536	1.139	82.77	14:32:56.984
19 -	55.255	3.858	78.70	14:33:52.239
20 -	52.296	0.899	83.15	14:34:44.535
21 -	52.584	1.187	82.69	14:35:37.119
22 -	52.645	1.248	82.60	14:36:29.764
23 -	52.632	1.235	82.62	14:37:22.396
24 -	54.121	2.724	80.34	14:38:16.517

P14 28 Bradley THURSTON				
LAP	LAP TIME	DIFF	MPH	TIME OF DAY
<b>1 -</b>	<b>1:03.066 (1)</b>		<b>68.95</b>	<b>14:18:07.219</b>

# TCR UK Touring Car Championship

## RACE 15 - STATISTICS

<b>Competitors Started</b>	14
<b>Planned Start</b>	2024-04-14 @ 14:18:00.000
<b>Actual Start</b>	2024-04-14 @ 14:17:04.152
<b>Finish Time</b>	2024-04-14 @ 14:37:35.670
<b>Track Length</b>	1.2079mi.
<b>Total Laps</b>	323
<b>Total Distance Covered</b>	390.1664mi.

### Session Fastest Lap History

NO	NAME	LAP TIME	TIME OF DAY	LAP	VEHICLE
117	Adam SHEPHERD	<b>56.349</b>	14:18:00.514	1	Cupra Leon Competición TCR
117	Adam SHEPHERD	<b>48.939</b>	14:18:49.453	2	Cupra Leon Competición TCR
117	Adam SHEPHERD	<b>48.698</b>	14:20:27.101	4	Cupra Leon Competición TCR
117	Adam SHEPHERD	<b>48.476</b>	14:21:15.577	5	Cupra Leon Competición TCR
99	Joseph MARSHALL	<b>48.470</b>	14:25:27.048	10	Audi RS3 LMS TCR GEN II
99	Joseph MARSHALL	<b>48.453</b>	14:27:04.212	12	Audi RS3 LMS TCR GEN II

### Session Leader History

NO	NAME	FROM LAP	LAPS LED	DISTANCE	VEHICLE
117	Adam SHEPHERD	1	25	30.19 miles	Cupra Leon Competición TCR

### Flag History

TYPE	TIME OF DAY
GREEN	14:17:04.152
FINISH	14:37:35.670


### Flag Statistics

TYPE	COUNT	TOTAL LAPS	TOTAL TIME
Green	1	25	22:19.386
Red	0	0	0.000
Safety Car	0	0	0.000
FCY	0	0	0.000

## TCR UK Touring Car Championship RACE 19 - GRID (20 minutes)


ROW 14		56.596	14	<b>117</b> Adam SHEPHERD
ROW 13	52.777		13	<b>285</b> Darron LEWIS
ROW 12		51.286	12	<b>19</b> Jeffrey ALDEN
ROW 11	50.755		11	<b>77</b> Mark SMITH
ROW 10		50.614	10	<b>22</b> Rick KERRY
ROW 9	50.322		9	<b>28</b> Bradley THURSTON
ROW 8		50.049	8	<b>27</b> William BEECH
ROW 7	49.161		7	<b>7</b> Will POWELL
ROW 6		48.924	6	<b>115</b> Luke SARGEANT
ROW 5	48.720		5	<b>17</b> Brad HUTCHISON
ROW 4		48.320	4	<b>99</b> Joseph MARSHALL-BIRKS
ROW 3	48.232		3	<b>1</b> Carl BOARDLEY
ROW 2		48.176	2	<b>20</b> Viktor ANDERSSON
ROW 1	48.014		1	<b>16</b> Callum NEWSHAM

**Pole**



These results are provisional until the conclusion of any judicial and technical matters.

Brands Hatch Indy: 1.2079 miles

Clerk Of Course:	Stewards:	Timekeeper: Peter Knight	
------------------	-----------	--------------------------	---

Results can be found at [www.tsl-timing.com](http://www.tsl-timing.com)

Printed - 14:12 Sunday, 14 April 2024



**TCR UK Touring Car Championship**  
**RACE 19 - CLASSIFICATION**  
Race Distance: 22 Laps / 26.57 miles

POS	NO	NAME	ENTRY	LAPS	TIME	GAP	DIFF	MPH	BEST	ON	GRD	↑↓
1	16	Callum NEWSHAM	Hyundai i30 N TCR - JH Racing	22	20:22.817			78.23	<b>48.344</b>	9	1	0
2	20	Viktor ANDERSSON	Lynk & Co 03 TCR - Pro Alloys Racing	22	20:31.730	<b>8.913</b>	8.913	77.67	<b>48.557</b>	9	2	0
3	1	Carl BOARDLEY	Cupra Leon Competición TCR - CBM with Hart GT	22	20:33.292	<b>10.475</b>	1.562	77.57	<b>48.731</b>	14	3	0
4	117	Adam SHEPHERD	Cupra Leon Competición TCR - Area Motorsport with Sheph	22	20:33.881	<b>11.064</b>	0.589	77.53	<b>48.621</b>	13	14	10
5	17	Brad HUTCHISON	Cupra Leon Competición TCR - MPH Racing	22	20:35.050	<b>12.233</b>	1.169	77.46	<b>48.767</b>	10	5	0
6	99*	Joseph MARSHALL	Audi RS3 LMS TCR GEN II - Rob Boston Racing	22	20:38.245	<b>15.428</b>	3.195	77.26	<b>48.715</b>	9	4	-2
7	285	Darron LEWIS	Hyundai i30 N TCR - DLR with JH Racing	22	20:45.575	<b>22.758</b>	7.330	76.80	<b>48.832</b>	18	13	6
8	115	Luke SARGEANT	Cupra Leon Competición TCR - R.S Vehicle Sales with Area	22	20:49.260	<b>26.443</b>	3.685	76.58	<b>49.112</b>	16	6	-2
9	7	Will POWELL	Honda Civic Type R FK7 TCR - Go-Fix Honda by SPORT77	22	20:49.645	<b>26.828</b>	0.385	76.55	<b>49.146</b>	13	7	-2
10	27	William BEECH	Volkswagen Golf GTi TCR - Capture Motorsport	22	20:58.066	<b>35.249</b>	8.421	76.04	<b>49.839</b>	11	8	-2
11	22	Rick KERRY	Cupra TCR - EDF Motorsport	22	20:59.337	<b>36.520</b>	1.271	75.96	<b>49.787</b>	17	10	-1
12	77	Mark SMITH	Cupra TCR - Richmond Fire Motorsport	21	20:52.702	<b>1 Lap</b>	1 Lap	72.89	<b>51.779</b>	8	11	-1

NOT CLASSIFIED

DNF	28	Bradley THURSTON	Audi RS3 LMS TCR SEQ - Sport77	15	16:11.421	<b>7 Laps</b>	6 Laps	67.14	<b>49.974</b>	13	9	
DNF	19	Jeffrey ALDEN	Opel Astra TCR - Matrix Motorsport with DW Racing	0							12	

FASTEST LAP

16	Callum NEWSHAM	Hyundai i30 N TCR - JH Racing	9	48.344	89.95 mph	144.76 kph
----	----------------	-------------------------------	---	--------	-----------	------------

Comments:

\*Car No 99 - 5 second penalty - Exceeding Track Limits.

Weather / Track : Bright / Dry

These results are provisional until the conclusion of any judicial and technical matters.

Date: 14/04/2024 Start: 16:19 Finish: 16:39

Brands Hatch Indy: 1.2079 miles

Clerk Of Course: Andrew Holley

Stewards:

Timekeeper: Peter Knight



Results can be found at [www.tsl-timing.com](http://www.tsl-timing.com)

Printed - 16:44 Sunday, 14 April 2024



# TCR UK Touring Car Championship

## RACE 19 - LAP CHART

LAP 1 @ 16:20:29.897			LAP 2 @ 16:21:52.100			LAP 3 @ 16:23:23.921			LAP 4 @ 16:24:53.049			LAP 5 @ 16:26:09.701		
NO	BEHIND	LAP TIME	NO	BEHIND	LAP TIME	NO	BEHIND	LAP TIME	NO	BEHIND	LAP TIME	NO	BEHIND	LAP TIME
<b>16</b>		56.447	<b>16</b>		1:22.203	<b>16</b>		1:31.821	<b>16</b>		1:29.128	<b>16</b>		1:16.652
<b>1</b>	0.590	57.037	<b>1</b>	1.281	1:22.894	<b>1</b>	1.316	1:31.856	<b>1</b>	1.370	1:29.182	<b>1</b>	0.945	1:16.227
<b>20</b>	1.049	57.496	<b>20</b>	3.249	1:24.403	<b>20</b>	2.273	1:30.845	<b>20</b>	2.131	1:28.986	<b>20</b>	1.379	1:15.900
<b>99</b>	1.458	57.905	<b>99</b>	4.073	1:24.818	<b>99</b>	2.828	1:30.576	<b>99</b>	3.462	1:29.762	<b>99</b>	1.683	1:14.873
<b>17</b>	1.639	58.086	<b>17</b>	4.890	1:25.454	<b>17</b>	4.961	1:31.892	<b>17</b>	4.848	1:29.015	<b>17</b>	2.226	1:14.030
<b>117</b>	2.130	58.577	<b>117</b>	6.201	1:26.274	<b>117</b>	5.694	1:31.314	<b>117</b>	5.630	1:29.064	<b>117</b>	2.471	1:13.493
<b>27</b>	3.592	1:00.039	<b>27</b>	7.801	1:26.412	<b>27</b>	7.024	1:31.044	<b>27</b>	6.400	1:28.504	<b>27</b>	3.494	1:13.746
<b>115</b>	3.780	1:00.227	<b>115</b>	8.567	1:26.990	<b>115</b>	7.848	1:31.102	<b>115</b>	6.943	1:28.223	<b>115</b>	3.789	1:13.498
<b>28</b>	5.806	1:02.253	<b>28</b>	9.591	1:25.988	<b>28</b>	8.442	1:30.672	<b>28</b>	7.847	1:28.533	<b>28</b>	4.561	1:13.366
<b>22</b>	6.229	1:02.676	<b>22</b>	10.729	1:26.703	<b>22</b>	9.491	1:30.583	<b>22</b>	8.680	1:28.317	<b>22</b>	5.693	1:13.665
<b>285</b>	7.019	1:03.466	<b>285</b>	11.368	1:26.552	<b>285</b>	10.969	1:31.422	<b>285</b>	9.210	1:27.369	<b>285</b>	5.727	1:13.169
<b>7</b>	7.282	1:03.729	<b>7</b>	12.341	1:27.262	<b>7</b>	11.959	1:31.439	<b>7</b>	10.222	1:27.391	<b>7</b>	6.048	1:12.478
<b>77</b>	8.660	1:05.107	<b>77</b>	13.652	1:27.195	<b>77</b>	13.218	1:31.387	<b>77</b>	11.532	1:27.442	<b>77</b>	7.192	1:12.312

# TCR UK Touring Car Championship

## RACE 19 - LAP CHART

LAP 6 @ 16:26:58.454			LAP 7 @ 16:27:47.071			LAP 8 @ 16:28:35.489			LAP 9 @ 16:29:23.833			LAP 10 @ 16:30:12.193		
NO	BEHIND	LAP TIME	NO	BEHIND	LAP TIME	NO	BEHIND	LAP TIME	NO	BEHIND	LAP TIME	NO	BEHIND	LAP TIME
<b>16</b>		48.753	<b>16</b>		48.617	<b>16</b>		48.418	<b>16</b>		48.344	<b>16</b>		48.360
<b>1</b>	1.721	49.529	<b>1</b>	2.286	49.182	<b>1</b>	2.875	49.007	<b>1</b>	3.463	48.932	<b>20</b>	4.674	49.189
<b>20</b>	2.196	49.570	<b>20</b>	2.545	48.966	<b>20</b>	3.632	49.505	<b>20</b>	3.845	48.557	<b>1</b>	4.724	49.621
<b>99</b>	2.443	49.513	<b>99</b>	2.832	49.006	<b>99</b>	3.929	49.515	<b>99</b>	4.300	48.715	<b>99</b>	5.056	49.116
<b>17</b>	3.621	50.148	<b>117</b>	4.002	48.813	<b>117</b>	4.338	48.754	<b>117</b>	4.657	48.663	<b>117</b>	5.218	48.921
<b>117</b>	3.806	50.088	<b>17</b>	4.031	49.027	<b>17</b>	4.726	49.113	<b>17</b>	5.296	48.914	<b>17</b>	5.703	48.767
<b>27</b>	6.282	51.541	<b>27</b>	8.662	50.997	<b>115</b>	11.060	50.684	<b>115</b>	11.980	49.264	<b>115</b>	13.282	49.662
<b>115</b>	6.342	51.306	<b>115</b>	8.794	51.069	<b>7</b>	11.486	50.495	<b>7</b>	12.441	49.299	<b>7</b>	13.702	49.621
<b>285</b>	7.466	50.492	<b>285</b>	9.112	50.263	<b>285</b>	11.980	51.286	<b>285</b>	12.942	49.306	<b>285</b>	13.880	49.298
<b>7</b>	8.542	51.247	<b>7</b>	9.409	49.484	<b>27</b>	12.481	52.237	<b>27</b>	14.666	50.529	<b>27</b>	16.460	50.154
<b>28</b>	8.930	53.122	<b>28</b>	11.130	50.817	<b>28</b>	13.694	50.982	<b>28</b>	16.031	50.681	<b>28</b>	17.799	50.128
<b>22</b>	9.199	52.259	<b>22</b>	11.740	51.158	<b>22</b>	14.297	50.975	<b>22</b>	16.371	50.418	<b>22</b>	18.559	50.548
<b>77</b>	10.833	52.394	<b>77</b>	14.129	51.913	<b>77</b>	17.490	51.779	<b>77</b>	21.310	52.164	<b>77</b>	25.760	52.810

# TCR UK Touring Car Championship

## RACE 19 - LAP CHART

LAP 11 @ 16:31:00.639			LAP 12 @ 16:31:49.011			LAP 13 @ 16:32:37.372			LAP 14 @ 16:33:25.768			LAP 15 @ 16:34:14.475		
NO	BEHIND	LAP TIME	NO	BEHIND	LAP TIME	NO	BEHIND	LAP TIME	NO	BEHIND	LAP TIME	NO	BEHIND	LAP TIME
16		48.446	16		48.372	16		48.361	16		48.396	16		48.707
20	5.602	49.374	20	6.051	48.821	20	6.414	48.724	20	6.878	48.860	20	6.942	48.771
1	6.071	49.793	1	6.746	49.047	1	7.369	48.984	1	7.704	48.731	1	8.030	49.033
99	6.303	49.693	99	6.959	49.028	99	7.587	48.989	99	7.998	48.807	99	8.211	48.920
17	6.878	49.621	17	7.329	48.823	17	7.863	48.895	17	8.475	49.008	17	8.692	48.924
117	7.156	50.384	117	7.842	49.058	117	8.102	48.621	117	8.823	49.117	117	8.967	48.851
115	14.489	49.653	115	15.685	49.568	115	17.190	49.866	115	18.405	49.611	115	18.945	49.247
285	15.383	49.949	285	16.580	49.569	285	17.468	49.249	285	18.718	49.646	285	19.278	49.267
7	15.518	50.262	7	17.229	50.083	7	18.014	49.146	7	19.200	49.582	7	20.081	49.588
27	17.853	49.839	27	19.382	49.901	27	21.293	50.272	27	23.241	50.344	27	24.984	50.450
28	19.627	50.274	28	21.382	50.127	28	22.995	49.974	28	24.876	50.277	22	27.310	50.422
22	20.222	50.109	22	22.107	50.257	22	23.849	50.103	22	25.595	50.142	77	46.027	52.536
77	29.539	52.225	77	34.135	52.968	77	38.107	52.333	77	42.198	52.487			



# TCR UK Touring Car Championship

## RACE 19 - LAP CHART

LAP 16 @ 16:35:03.176			LAP 17 @ 16:35:52.040			LAP 18 @ 16:36:40.970			LAP 19 @ 16:37:29.743			LAP 20 @ 16:38:18.467		
NO	BEHIND	LAP TIME	NO	BEHIND	LAP TIME	NO	BEHIND	LAP TIME	NO	BEHIND	LAP TIME	NO	BEHIND	LAP TIME
16		48.701	16		48.864	16		48.930	16		48.773	16		48.724
20	7.022	48.781	77	1 Lap	53.436	77	1 Lap	52.946	20	8.034	49.508	20	8.263	48.953
1	8.457	49.128	20	7.001	48.843	20	7.299	49.228	1	9.260	49.146	1	9.710	49.174
99	8.599	49.089	1	8.573	48.980	1	8.887	49.244	99	9.521	49.154	99	9.943	49.146
17	8.949	48.958	99	8.741	49.006	99	9.140	49.329	17	9.926	49.152	17	11.144	49.942
117	9.237	48.971	17	9.435	49.350	17	9.547	49.042	117	10.132	49.062	117	11.183	49.775
115	19.356	49.112	117	9.640	49.267	117	9.843	49.133	77	1 Lap	56.580	77	1 Lap	53.507
285	19.708	49.131	285	20.722	49.878	285	20.624	48.832	285	20.882	49.031	285	21.684	49.526
7	20.564	49.184	115	21.537	51.045	115	22.533	49.926	115	23.170	49.410	115	24.253	49.807
27	26.598	50.315	7	21.708	50.008	7	23.048	50.270	7	23.876	49.601	7	24.894	49.742
22	28.434	49.825	27	27.750	50.016	27	28.827	50.007	27	30.440	50.386	27	32.139	50.423
28	1 Lap	1:54.227 P	22	29.357	49.787	22	30.399	49.972	22	31.689	50.063	22	33.221	50.256

# TCR UK Touring Car Championship

## RACE 19 - LAP CHART

LAP 21 @ 16:39:07.289			LAP 22 @ 16:39:56.267		
NO	BEHIND	LAP TIME	NO	BEHIND	LAP TIME
<b>16</b>		48.822	<b>16</b>		48.978
<b>20</b>	8.518	49.077	<b>20</b>	8.913	49.373
<b>1</b>	9.984	49.096	<b>99</b>	10.428	49.181
<b>99</b>	10.225	49.104	<b>1</b>	10.475	49.469
<b>117</b>	11.354	48.993	<b>117</b>	11.064	48.688
<b>17</b>	11.958	49.636	<b>17</b>	12.233	49.253
<b>285</b>	22.171	49.309	<b>285</b>	22.758	49.565
<b>115</b>	25.065	49.634	<b>115</b>	26.443	50.356
<b>77</b>	1 Lap	55.410	<b>7</b>	26.828	49.738
<b>7</b>	26.068	49.996	<b>77</b>	1 Lap	53.771
<b>27</b>	33.524	50.207	<b>27</b>	35.249	50.703
<b>22</b>	34.570	50.171	<b>22</b>	36.520	50.928

# TCR UK Touring Car Championship

## RACE 19 - POSITION CHART

No	Name	Lap Pos																						
			1	2	3	4	5	6	7	8	9	10	11	12	13	14	15	16	17	18	19	20	21	22
16	NEWSHAM	1	16	16	16	16	16	16	16	16	16	16	16	16	16	16	16	16	16	16	16	16	16	16
20	ANDERSSON	2	1	1	1	1	1	1	1	1	1	20	20	20	20	20	20	20	20	20	20	20	20	20
1	BOARDLEY	3	20	20	20	20	20	20	20	20	1	1	1	1	1	1	1	1	1	1	1	1	1	99
99	MARSHALL	4	99	99	99	99	99	99	99	99	99	99	99	99	99	99	99	99	99	99	99	99	99	1
17	HUTCHISON	5	17	17	17	17	17	17	117	117	117	117	17	17	17	17	17	17	17	17	17	17	117	117
115	SARGEANT	6	117	117	117	117	117	117	17	17	17	17	117	117	117	117	117	117	117	117	117	117	17	17
7	POWELL	7	27	27	27	27	27	27	115	115	115	115	115	115	115	115	115	115	285	285	285	285	285	285
27	BEECH	8	115	115	115	115	115	115	7	7	7	285	285	285	285	285	285	115	115	115	115	115	115	115
28	THURSTON	9	28	28	28	28	28	285	285	285	285	285	7	7	7	7	7	7	7	7	7	7	7	7
22	KERRY	10	22	22	22	22	22	7	7	27	27	27	27	27	27	27	27	27	27	27	27	27	27	27
77	SMITH	11	285	285	285	285	285	28	28	28	28	28	28	28	28	28	28	22	22	22	22	22	22	22
19	ALDEN	12	7	7	7	7	7	22	22	22	22	22	22	22	22	22	22	77	77	77	77	77	77	77
285	LEWIS	13	77	77	77	77	77	77	77	77	77	77	77	77	77	77	77	28						
117	SHEPHERD	14																						

# TCR UK Touring Car Championship

## RACE 19 - LAP ANALYSIS

DIFF = Difference To Personal Best Lap

P1 16 Callum NEWSHAM				
LAP	LAP TIME	DIFF	MPH	TIME OF DAY
1 -	56.447	8.103	77.03	16:20:29.897
2 -	1:22.203	33.859	52.90	16:21:52.100
3 -	1:31.821	43.477	47.35	16:23:23.921
4 -	1:29.128	40.784	48.79	16:24:53.049
5 -	1:16.652	28.308	56.73	16:26:09.701
6 -	48.753	0.409	89.19	16:26:58.454
7 -	48.617	0.273	89.44	16:27:47.071
8 -	48.418	0.074	89.81	16:28:35.489
9 -	48.344 (1)		89.95	16:29:23.833
10 -	48.360 (2)	0.016	89.92	16:30:12.193
11 -	48.446	0.102	89.76	16:31:00.639
12 -	48.372	0.028	89.89	16:31:49.011
13 -	48.361 (3)	0.017	89.91	16:32:37.372
14 -	48.396	0.052	89.85	16:33:25.768
15 -	48.707	0.363	89.28	16:34:14.475
16 -	48.701	0.357	89.29	16:35:03.176
17 -	48.864	0.520	88.99	16:35:52.040
18 -	48.930	0.586	88.87	16:36:40.970
19 -	48.773	0.429	89.16	16:37:29.743
20 -	48.724	0.380	89.24	16:38:18.467
21 -	48.822	0.478	89.07	16:39:07.289
22 -	48.978	0.634	88.78	16:39:56.267

P2 20 Viktor ANDERSSON				
LAP	LAP TIME	DIFF	MPH	TIME OF DAY
1 -	57.496	8.939	75.63	16:20:30.946
2 -	1:24.403	35.846	51.52	16:21:55.349
3 -	1:30.845	42.288	47.86	16:23:26.194
4 -	1:28.986	40.429	48.86	16:24:55.180
5 -	1:15.900	27.343	57.29	16:26:11.080
6 -	49.570	1.013	87.72	16:27:00.650
7 -	48.966	0.409	88.80	16:27:49.616
8 -	49.505	0.948	87.84	16:28:39.121
9 -	48.557 (1)		89.55	16:29:27.678
10 -	49.189	0.632	88.40	16:30:16.867
11 -	49.374	0.817	88.07	16:31:06.241
12 -	48.821	0.264	89.07	16:31:55.062
13 -	48.724 (2)	0.167	89.24	16:32:43.786
14 -	48.860	0.303	89.00	16:33:32.646
15 -	48.771 (3)	0.214	89.16	16:34:21.417
16 -	48.781	0.224	89.14	16:35:10.198
17 -	48.843	0.286	89.03	16:35:59.041
18 -	49.228	0.671	88.33	16:36:48.269
19 -	49.508	0.951	87.83	16:37:37.777
20 -	48.953	0.396	88.83	16:38:26.730
21 -	49.077	0.520	88.60	16:39:15.807
22 -	49.373	0.816	88.07	16:40:05.180

P3 1 Carl BOARDLEY				
LAP	LAP TIME	DIFF	MPH	TIME OF DAY
1 -	57.037	8.306	76.24	16:20:30.487
2 -	1:22.894	34.163	52.45	16:21:53.381
3 -	1:31.856	43.125	47.34	16:23:25.237

DIFF = Difference To Personal Best Lap

4 -	1:29.182	40.451	48.76	16:24:54.419
5 -	1:16.227	27.496	57.04	16:26:10.646
6 -	49.529	0.798	87.79	16:27:00.175
7 -	49.182	0.451	88.41	16:27:49.357
8 -	49.007	0.276	88.73	16:28:38.364
9 -	48.932 (2)	0.201	88.87	16:29:27.296
10 -	49.621	0.890	87.63	16:30:16.917
11 -	49.793	1.062	87.33	16:31:06.710
12 -	49.047	0.316	88.66	16:31:55.757
13 -	48.984	0.253	88.77	16:32:44.741
14 -	48.731 (1)		89.23	16:33:33.472
15 -	49.033	0.302	88.68	16:34:22.505
16 -	49.128	0.397	88.51	16:35:11.633
17 -	48.980 (3)	0.249	88.78	16:36:00.613
18 -	49.244	0.513	88.30	16:36:49.857
19 -	49.146	0.415	88.48	16:37:39.003
20 -	49.174	0.443	88.43	16:38:28.177
21 -	49.096	0.365	88.57	16:39:17.273
22 -	49.469	0.738	87.90	16:40:06.742

P4 117 Adam SHEPHERD				
LAP	LAP TIME	DIFF	MPH	TIME OF DAY
1 -	58.577	9.956	74.23	16:20:32.027
2 -	1:26.274	37.653	50.40	16:21:58.301
3 -	1:31.314	42.693	47.62	16:23:29.615
4 -	1:29.064	40.443	48.82	16:24:58.679
5 -	1:13.493	24.872	59.17	16:26:12.172
6 -	50.088	1.467	86.81	16:27:02.260
7 -	48.813	0.192	89.08	16:27:51.073
8 -	48.754	0.133	89.19	16:28:39.827
9 -	48.663 (2)	0.042	89.36	16:29:28.490
10 -	48.921	0.300	88.89	16:30:17.411
11 -	50.384	1.763	86.30	16:31:07.795
12 -	49.058	0.437	88.64	16:31:56.853
13 -	48.621 (1)		89.43	16:32:45.474
14 -	49.117	0.496	88.53	16:33:34.591
15 -	48.851	0.230	89.01	16:34:23.442
16 -	48.971	0.350	88.79	16:35:12.413
17 -	49.267	0.646	88.26	16:36:01.680
18 -	49.133	0.512	88.50	16:36:50.813
19 -	49.062	0.441	88.63	16:37:39.875
20 -	49.775	1.154	87.36	16:38:29.650
21 -	48.993	0.372	88.75	16:39:18.643
22 -	48.688 (3)	0.067	89.31	16:40:07.331

P5 17 Brad HUTCHISON				
LAP	LAP TIME	DIFF	MPH	TIME OF DAY
1 -	58.086	9.319	74.86	16:20:31.536
2 -	1:25.454	36.687	50.88	16:21:56.990
3 -	1:31.892	43.125	47.32	16:23:28.882
4 -	1:29.015	40.248	48.85	16:24:57.897
5 -	1:14.030	25.263	58.74	16:26:11.927
6 -	50.148	1.381	86.71	16:27:02.075
7 -	49.027	0.260	88.69	16:27:51.102
8 -	49.113	0.346	88.54	16:28:40.215
9 -	48.914	0.147	88.90	16:29:29.129

Weather / Track : Bright / Dry

Date: 14/04/2024 Start: 16:19 Finish: 16:39  
Brands Hatch Indy: 1.2079 miles

Results can be found at [www.tsl-timing.com](http://www.tsl-timing.com)

Page 1 of 3

Printed - 16:42 Sunday, 14 April 2024



# TCR UK Touring Car Championship

## RACE 19 - LAP ANALYSIS

DIFF = Difference To Personal Best Lap

10 -	<b>48.767 (1)</b>		<b>89.17</b>	<b>16:30:17.896</b>
11 -	49.621	0.854	87.63	16:31:07.517
12 -	48.823 (2)	0.056	89.06	16:31:56.340
13 -	48.895 (3)	0.128	88.93	16:32:45.235
14 -	49.008	0.241	88.73	16:33:34.243
15 -	48.924	0.157	88.88	16:34:23.167
16 -	48.958	0.191	88.82	16:35:12.125
17 -	49.350	0.583	88.11	16:36:01.475
18 -	49.042	0.275	88.67	16:36:50.517
19 -	49.152	0.385	88.47	16:37:39.669
20 -	49.942	1.175	87.07	16:38:29.611
21 -	49.636	0.869	87.60	16:39:19.247
22 -	49.253	0.486	88.29	16:40:08.500

### P6 99 Joseph MARSHALL

LAP	LAP TIME	DIFF	MPH	TIME OF DAY
1 -	57.905	9.190	75.09	16:20:31.355
2 -	<b>1:24.818</b>	36.103	51.26	<b>16:21:56.173</b>
3 -	<b>1:30.576</b>	41.861	48.01	<b>16:23:26.749</b>
4 -	<b>1:29.762</b>	41.047	48.44	<b>16:24:56.511</b>
5 -	1:14.873	26.158	58.07	16:26:11.384
6 -	49.513	0.798	87.82	16:27:00.897
7 -	49.006	0.291	88.73	16:27:49.903
8 -	49.515	0.800	87.82	16:28:39.418
9 -	<b>48.715 (1)</b>		<b>89.26</b>	<b>16:29:28.133</b>
10 -	49.116	0.401	88.53	16:30:17.249
11 -	49.693	0.978	87.50	16:31:06.942
12 -	49.028	0.313	88.69	16:31:55.970
13 -	48.989	0.274	88.76	16:32:44.959
14 -	48.807 (2)	0.092	89.09	16:33:33.766
15 -	48.920 (3)	0.205	88.89	16:34:22.686
16 -	49.089	0.374	88.58	16:35:11.775
17 -	49.006	0.291	88.73	16:36:00.781
18 -	49.329	0.614	88.15	16:36:50.110
19 -	49.154	0.439	88.46	16:37:39.264
20 -	49.146	0.431	88.48	16:38:28.410
21 -	49.104	0.389	88.55	16:39:17.514
22 -	49.181	0.466	88.42	16:40:06.695

### P7 285 Darron LEWIS

LAP	LAP TIME	DIFF	MPH	TIME OF DAY
1 -	<b>1:03.466</b>	14.634	68.51	<b>16:20:36.916</b>
2 -	<b>1:26.552</b>	37.720	50.24	<b>16:22:03.468</b>
3 -	<b>1:31.422</b>	42.590	47.56	<b>16:23:34.890</b>
4 -	<b>1:27.369</b>	38.537	49.77	<b>16:25:02.259</b>
5 -	1:13.169	24.337	59.43	16:26:15.428
6 -	50.492	1.660	86.12	16:27:05.920
7 -	50.263	1.431	86.51	16:27:56.183
8 -	51.286	2.454	84.79	16:28:47.469
9 -	49.306	0.474	88.19	16:29:36.775
10 -	49.298	0.466	88.21	16:30:26.073
11 -	49.949	1.117	87.06	16:31:16.022
12 -	49.569	0.737	87.72	16:32:05.591
13 -	49.249	0.417	88.29	16:32:54.840
14 -	49.646	0.814	87.59	16:33:44.486
15 -	49.267	0.435	88.26	16:34:33.753

DIFF = Difference To Personal Best Lap

16 -	49.131 (3)	0.299	88.51	16:35:22.884
17 -	49.878	1.046	87.18	16:36:12.762
18 -	<b>48.832 (1)</b>		<b>89.05</b>	<b>16:37:01.594</b>
19 -	49.031 (2)	0.199	88.69	16:37:50.625
20 -	49.526	0.694	87.80	16:38:40.151
21 -	49.309	0.477	88.19	16:39:29.460
22 -	49.565	0.733	87.73	16:40:19.025

### P8 115 Luke SARGEANT

LAP	LAP TIME	DIFF	MPH	TIME OF DAY
1 -	<b>1:00.227</b>	11.115	72.20	<b>16:20:33.677</b>
2 -	<b>1:26.990</b>	37.878	49.98	<b>16:22:00.667</b>
3 -	<b>1:31.102</b>	41.990	47.73	<b>16:23:31.769</b>
4 -	<b>1:28.223</b>	39.111	49.29	<b>16:24:59.992</b>
5 -	1:13.498	24.386	59.16	16:26:13.490
6 -	51.306	2.194	84.75	16:27:04.796
7 -	51.069	1.957	85.15	16:27:55.865
8 -	50.684	1.572	85.79	16:28:46.549
9 -	49.264 (3)	0.152	88.27	16:29:35.813
10 -	49.662	0.550	87.56	16:30:25.475
11 -	49.653	0.541	87.57	16:31:15.128
12 -	49.568	0.456	87.73	16:32:04.696
13 -	49.866	0.754	87.20	16:32:54.562
14 -	49.611	0.499	87.65	16:33:44.173
15 -	49.247 (2)	0.135	88.30	16:34:33.420
16 -	<b>49.112 (1)</b>		<b>88.54</b>	<b>16:35:22.532</b>
17 -	51.045	1.933	85.19	16:36:13.577
18 -	49.926	0.814	87.10	16:37:03.503
19 -	49.410	0.298	88.01	16:37:52.913
20 -	49.807	0.695	87.30	16:38:42.720
21 -	49.634	0.522	87.61	16:39:32.354
22 -	50.356	1.244	86.35	16:40:22.710

### P9 7 Will POWELL

LAP	LAP TIME	DIFF	MPH	TIME OF DAY
1 -	<b>1:03.729</b>	14.583	68.23	<b>16:20:37.179</b>
2 -	<b>1:27.262</b>	38.116	49.83	<b>16:22:04.441</b>
3 -	<b>1:31.439</b>	42.293	47.55	<b>16:23:35.880</b>
4 -	<b>1:27.391</b>	38.245	49.76	<b>16:25:03.271</b>
5 -	1:12.478	23.332	59.99	16:26:15.749
6 -	51.247	2.101	84.85	16:27:06.996
7 -	49.484	0.338	87.87	16:27:56.480
8 -	50.495	1.349	86.11	16:28:46.975
9 -	49.299 (3)	0.153	88.20	16:29:36.274
10 -	49.621	0.475	87.63	16:30:25.895
11 -	50.262	1.116	86.51	16:31:16.157
12 -	50.083	0.937	86.82	16:32:06.240
13 -	<b>49.146 (1)</b>		<b>88.48</b>	<b>16:32:55.386</b>
14 -	49.582	0.436	87.70	16:33:44.968
15 -	49.588	0.442	87.69	16:34:34.556
16 -	49.184 (2)	0.038	88.41	16:35:23.740
17 -	50.008	0.862	86.95	16:36:13.748
18 -	50.270	1.124	86.50	16:37:04.018
19 -	49.601	0.455	87.67	16:37:53.619
20 -	49.742	0.596	87.42	16:38:43.361
21 -	49.996	0.850	86.97	16:39:33.357

Weather / Track : Bright / Dry

Date: 14/04/2024 Start: 16:19 Finish: 16:39  
Brands Hatch Indy: 1.2079 miles

Results can be found at [www.tsl-timing.com](http://www.tsl-timing.com)

Page 2 of 3

Printed - 16:42 Sunday, 14 April 2024



# TCR UK Touring Car Championship

## RACE 19 - LAP ANALYSIS

DIFF = Difference To Personal Best Lap

22 - 49.738 0.592 87.43 16:40:23.095

### P10 27 William BEECH

LAP	LAP TIME	DIFF	MPH	TIME OF DAY
1 -	1:00.039	10.200	72.42	16:20:33.489
2 -	1:26.412	36.573	50.32	16:21:59.901
3 -	1:31.044	41.205	47.76	16:23:30.945
4 -	1:28.504	38.665	49.13	16:24:59.449
5 -	1:13.746	23.907	58.96	16:26:13.195
6 -	51.541	1.702	84.37	16:27:04.736
7 -	50.997	1.158	85.27	16:27:55.733
8 -	52.237	2.398	83.24	16:28:47.970
9 -	50.529	0.690	86.06	16:29:38.499
10 -	50.154	0.315	86.70	16:30:28.653
11 -	49.839 (1)		87.25	16:31:18.492
12 -	49.901 (2)	0.062	87.14	16:32:08.393
13 -	50.272	0.433	86.50	16:32:58.665
14 -	50.344	0.505	86.37	16:33:49.009
15 -	50.450	0.611	86.19	16:34:39.459
16 -	50.315	0.476	86.42	16:35:29.774
17 -	50.016	0.177	86.94	16:36:19.790
18 -	50.007 (3)	0.168	86.95	16:37:09.797
19 -	50.386	0.547	86.30	16:38:00.183
20 -	50.423	0.584	86.24	16:38:50.606
21 -	50.207	0.368	86.61	16:39:40.813
22 -	50.703	0.864	85.76	16:40:31.516

### P11 22 Rick KERRY

LAP	LAP TIME	DIFF	MPH	TIME OF DAY
1 -	1:02.676	12.889	69.38	16:20:36.126
2 -	1:26.703	36.916	50.15	16:22:02.829
3 -	1:30.583	40.796	48.00	16:23:33.412
4 -	1:28.317	38.530	49.23	16:25:01.729
5 -	1:13.665	23.878	59.03	16:26:15.394
6 -	52.259	2.472	83.21	16:27:07.653
7 -	51.158	1.371	85.00	16:27:58.811
8 -	50.975	1.188	85.30	16:28:49.786
9 -	50.418	0.631	86.25	16:29:40.204
10 -	50.548	0.761	86.02	16:30:30.752
11 -	50.109	0.322	86.78	16:31:20.861
12 -	50.257	0.470	86.52	16:32:11.118
13 -	50.103	0.316	86.79	16:33:01.221
14 -	50.142	0.355	86.72	16:33:51.363
15 -	50.422	0.635	86.24	16:34:41.785
16 -	49.825 (2)	0.038	87.27	16:35:31.610
17 -	49.787 (1)		87.34	16:36:21.397
18 -	49.972 (3)	0.185	87.02	16:37:11.369
19 -	50.063	0.276	86.86	16:38:01.432
20 -	50.256	0.469	86.52	16:38:51.688
21 -	50.171	0.384	86.67	16:39:41.859
22 -	50.928	1.141	85.38	16:40:32.787

### P12 77 Mark SMITH

LAP	LAP TIME	DIFF	MPH	TIME OF DAY
1 -	1:05.107	13.328	66.79	16:20:38.557

DIFF = Difference To Personal Best Lap

2 -	1:27.195	35.416	49.87	16:22:05.752
3 -	1:31.387	39.608	47.58	16:23:37.139
4 -	1:27.442	35.663	49.73	16:25:04.581
5 -	1:12.312	20.533	60.13	16:26:16.893
6 -	52.394	0.615	82.99	16:27:09.287
7 -	51.913 (2)	0.134	83.76	16:28:01.200
8 -	51.779 (1)		83.98	16:28:52.979
9 -	52.164 (3)	0.385	83.36	16:29:45.143
10 -	52.810	1.031	82.34	16:30:37.953
11 -	52.225	0.446	83.26	16:31:30.178
12 -	52.968	1.189	82.09	16:32:23.146
13 -	52.333	0.554	83.09	16:33:15.479
14 -	52.487	0.708	82.85	16:34:07.966
15 -	52.536	0.757	82.77	16:35:00.502
16 -	53.436	1.657	81.37	16:35:53.938
17 -	52.946	1.167	82.13	16:36:46.884
18 -	56.580	4.801	76.85	16:37:43.464
19 -	53.507	1.728	81.27	16:38:36.971
20 -	55.410	3.631	78.48	16:39:32.381
21 -	53.771	1.992	80.87	16:40:26.152

### P13 28 Bradley THURSTON

LAP	LAP TIME	DIFF	MPH	TIME OF DAY
1 -	1:02.253	12.279	69.85	16:20:35.703
2 -	1:25.988	36.014	50.57	16:22:01.691
3 -	1:30.672	40.698	47.95	16:23:32.363
4 -	1:28.533	38.559	49.11	16:25:00.896
5 -	1:13.366	23.392	59.27	16:26:14.262
6 -	53.122	3.148	81.86	16:27:07.384
7 -	50.817	0.843	85.57	16:27:58.201
8 -	50.982	1.008	85.29	16:28:49.183
9 -	50.681	0.707	85.80	16:29:39.864
10 -	50.128 (3)	0.154	86.75	16:30:29.992
11 -	50.274	0.300	86.49	16:31:20.266
12 -	50.127 (2)	0.153	86.75	16:32:10.393
13 -	49.974 (1)		87.01	16:33:00.367
14 -	50.277	0.303	86.49	16:33:50.644
15 -	1:54.227 P	1:04.253	38.06	16:35:44.871

Weather / Track : Bright / Dry

Date: 14/04/2024 Start: 16:19 Finish: 16:39  
Brands Hatch Indy: 1.2079 miles

Results can be found at [www.tsl-timing.com](http://www.tsl-timing.com)

Page 3 of 3

Printed - 16:42 Sunday, 14 April 2024



# TCR UK Touring Car Championship

## RACE 19 - STATISTICS

<b>Competitors Started</b>	14
<b>Planned Start</b>	2024-04-14 @ 16:20:00.000
<b>Actual Start</b>	2024-04-14 @ 16:19:33.449
<b>Finish Time</b>	2024-04-14 @ 16:39:55.176
<b>Track Length</b>	1.2079mi.
<b>Total Laps</b>	278
<b>Total Distance Covered</b>	335.8088mi.

### Session Fastest Lap History

NO	NAME	LAP TIME	TIME OF DAY	LAP	VEHICLE
16	Callum NEWSHAM	<b>56.447</b>	16:20:29.951	1	Hyundai i30 N TCR
16	Callum NEWSHAM	<b>48.753</b>	16:26:58.507	6	Hyundai i30 N TCR
16	Callum NEWSHAM	<b>48.617</b>	16:27:47.123	7	Hyundai i30 N TCR
16	Callum NEWSHAM	<b>48.418</b>	16:28:35.542	8	Hyundai i30 N TCR
16	Callum NEWSHAM	<b>48.344</b>	16:29:23.886	9	Hyundai i30 N TCR

### Session Leader History

NO	NAME	FROM LAP	LAPS LED	DISTANCE	VEHICLE
16	Callum NEWSHAM	1	22	26.57 miles	Hyundai i30 N TCR

### Flag History

TYPE	TIME OF DAY
GREEN	16:19:33.449
SAFETY	16:20:32.997
GREEN	16:26:06.467
FINISH	16:39:55.176

### Flag Statistics

TYPE	COUNT	TOTAL LAPS	TOTAL TIME
Green	2	19	15:38.264
Red	0	0	0.000
Safety Car	1	3	5:33.469
FCY	0	0	0.000