



TCR UK TOURING CAR CHAMPIONSHIP

BRSCC TCR UK Race Day
Oulton Park Island
8th June 2024

brscc
DRIVEN BY RACING



Timing & Results Provided by Timing Solutions Ltd

www.tsl-timing.com



OultonPark

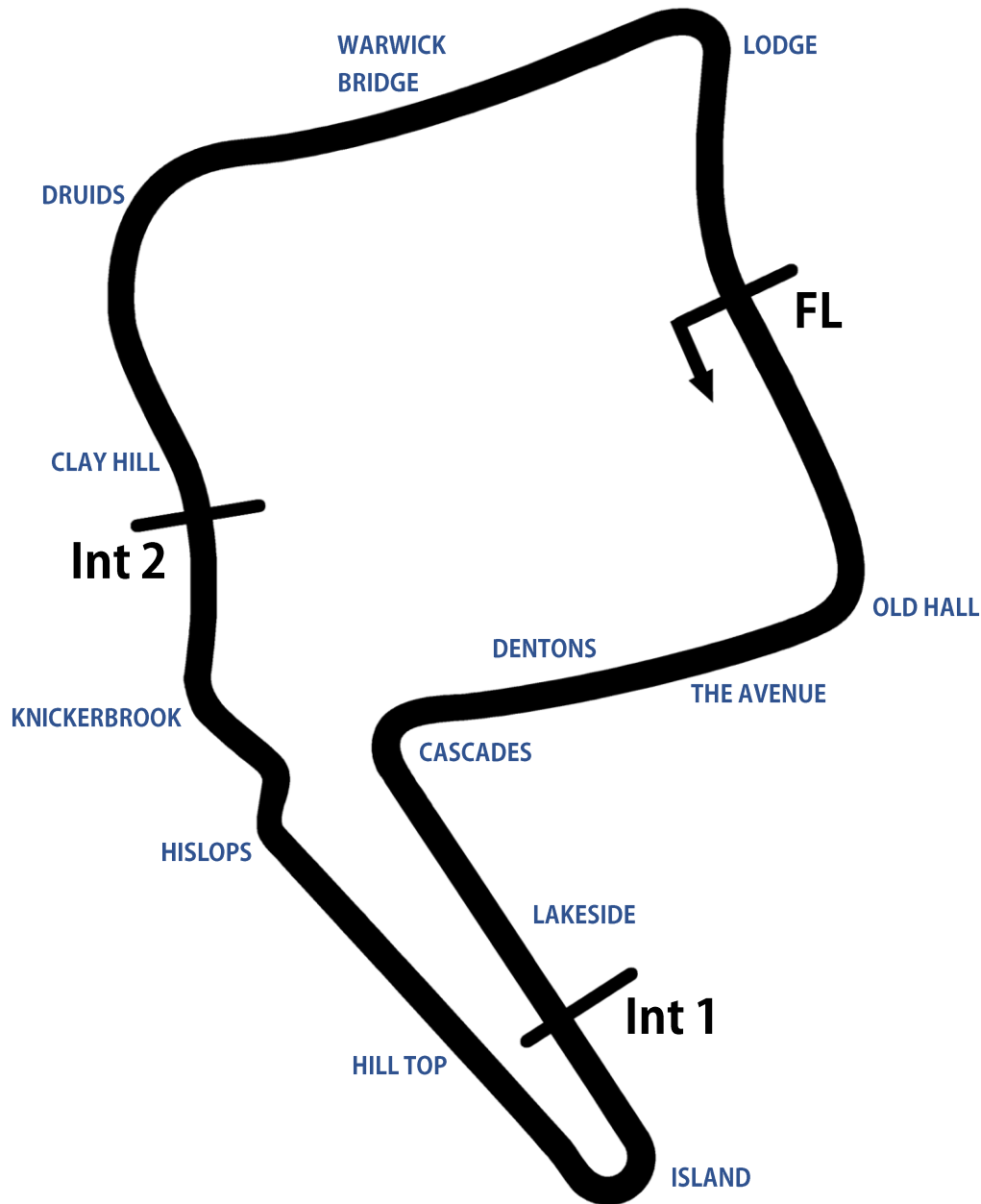
Oulton Park Island Circuit

Little Budworth, Tarporley, Cheshire, UK



SPORTS TIMING

TIMING SOLUTIONS LTD



Length	2.2260 miles 3.582 km 3582.4m		
FL		53.17997 N	2.61294 W
Int 1	1163m	53.17248 N	2.61631 W
Int 2	2316m	53.17830 N	2.62040 W
Pit Entry	3564m	53.18011 N	2.61306 W
Pit Exit	180m after FL	53.17836 N	2.61232 W
Pit Entry - Pit Exit	199m, 14.3s @ 50kph, 11.9s @ 60kph		

BRSCC TCR UK Race Day - Oulton Park

TCR UK Championship

QUALIFYING - RACE 2 - CLASSIFICATION - AMENDED



POS	NO	CL	PIC	NAME	ENTRY	TIME	ON	LAPS	GAP	DIFF	MPH
1	1		1	Carl BOARDLEY	Cupra Leon Competición TCR - CBM with Hart GT	1:34.015	4	12			85.23
2	16*		2	Callum NEWSHAM	Hyundai i30 N TCR - JH Racing	1:34.046	8	11	0.031	0.031	85.20
3	117		3	Adam SHEPHERD	Cupra Leon Competición TCR - Area Motorsport with S	1:34.089	4	11	0.074	0.043	85.17
4	99*		4	Joe MARSHALL-BIRKS	Audi RS3 LMS TCR Gen II - Rob Boston Racing	1:34.460	8	10	0.445	0.371	84.83
5	285*		5	Darron LEWIS	Hyundai i30 N TCR - DLR with JH Racing	1:34.637	4	8	0.622	0.177	84.67
6	17*		6	Brad HUTCHISON	Cupra Leon Competición TCR - Bond It with MPH Racir	1:35.634	3	10	1.619	0.997	83.79
7	115		7	Luke SARGEANT	Cupra Leon Competición TCR - Area Motorsport with R	1:35.727	10	12	1.712	0.093	83.71
8	7*		8	Will POWELL	Honda Civic Type R FK7 TCR - Go-Fix Honda by Sport	1:35.852	5	10	1.837	0.125	83.60
9	27	Gen1	1	Will BEECH	Volkswagen Golf GTI TCR - Capture Motorsport	1:37.707	10	10	3.692	1.855	82.01
10	22	Gen1	2	Rick KERRY	Cupra TCR - EDF Motorsport	1:38.847	6	8	4.832	1.140	81.07
11	100		9	Steve LAIDLAW	Hyundai i30 N TCR - Capture Motorsport	1:39.032	8	11	5.017	0.185	80.91
12	81	Gen1	3	Stewart LINES	Audi RS3 LMS TCR Seq - Maximum Motorsport with M	1:39.437	8	10	5.422	0.405	80.58
13	77	Gen1	4	Mark SMITH	Cupra TCR - Richmond Fire Motorsport	1:55.938	6	9	21.923	16.501	69.11
14	28		10	Bradley THURSTON	Honda Civic Type R FK7 TCR - Go-Fix Honda by Sport			1			
DQ	19*	Gen1		Jeff ALDEN	Opel Astra TCR - Matrix Motorsport with DW Racing						

Comments:

*Car 7 requires a working transponder - Regulation Q12.8.1 refers.

*Car 19 - all practice times disallowed. C3.3 Eligibility

No. 99, 285 - 1 Lap time disallowed; exceeding track limits.

No. 16, 17 - 2 Lap times disallowed; exceeding track limits.

Weather / Track : Cloudy / Damp

Date: 08/06/2024 Start: 09:05 Finish: 09:33

These results are provisional until the conclusion of any judicial and technical matters.

Oulton Park Island: 2.2260 miles

Clerk Of Course: Andy Holley	Stewards:	Timekeeper: Richard Lomax	
------------------------------	-----------	---------------------------	--

Results can be found at www.tsl-timing.com

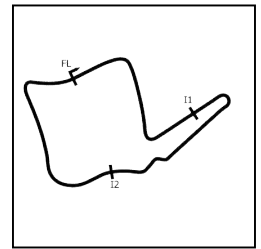
Printed - 11:55 Saturday, 08 June 2024



BRSCC TCR UK Race Day - Oulton Park

TCR UK Championship

QUALIFYING - RACE 2 - SECTOR ANALYSIS



SECTOR 1 = FL to I1, SECTOR 2 = I1 to I2, SECTOR 3 = I2 to FL, DIFF = Difference To Personal Best Lap, P = Crossed Finish Line in Pit Lane, D = Time Disallowed

P1		1		Carl BOARDLEY		Cupra Leon Competición TCR - CBM with Hart GT				
IDEAL LAP TIME :		1:33.825		BEST LAP TIME :		1:34.015		DIFFERENCE : 0.190		
LAP	SECTOR 1	SECTOR 2		SECTOR 3		LAP TIME	MPH	DIFF	TIME OF DAY	
1 -	OUTLAP	91.1	41.003	98.2	34.579	110.3				09:07:12.356
2 -	28.170	109.1	37.150	103.8	31.397	110.5	1:36.717	82.85	2.702	09:08:49.073
3 -	OUTLAP	83.0	38.504	97.6	33.116	110.5	10:24.468	12.83	8:50.453	09:19:13.541
4 -	27.189	113.3	35.826	105.3	31.000	110.5	1:34.015 (1)	85.23		09:20:47.556
5 -	27.361	117.7	35.787	104.0	30.959	110.5	1:34.107 (3)	85.15	0.092	09:22:21.663
6 -	27.413	117.5	35.688	104.8	30.948	111.4	1:34.049 (2)	85.20	0.034	09:23:55.712
7 -	27.616	109.4	36.138	101.9	38.607	111.1	1:42.361	78.28	8.346	09:25:38.073
8 -	27.350	118.5	36.020	104.2	31.085	112.2	1:34.455	84.84	0.440	09:27:12.528
9 -	27.568	117.3	35.928	105.0	31.448	112.5	1:34.944	84.40	0.929	09:28:47.472
10 -	27.411	116.7	35.869	104.0	31.111	111.2	1:34.391	84.89	0.376	09:30:21.863
11 -	29.438	76.8	45.042	72.5	43.672	112.7	1:58.152	67.82	24.137	09:32:20.015
12 -	27.321	117.3	38.410	65.2	IN PIT		2:09.458 P	61.90	35.443	09:34:29.473

P2		16		Callum NEWSHAM		Hyundai i30 N TCR - JH Racing				
IDEAL LAP TIME :		1:34.006		BEST LAP TIME :		1:34.046		DIFFERENCE : 0.040		
LAP	SECTOR 1	SECTOR 2		SECTOR 3		LAP TIME	MPH	DIFF	TIME OF DAY	
1 -	OUTLAP	99.8	37.620	104.2	31.954	110.3				09:07:19.306
2 -	28.798	96.6	38.175	104.8	33.013	108.0	1:39.986	80.14	5.940	09:08:59.292
3 -	OUTLAP	108.2	36.086	104.5	31.600	111.1	10:00.845	13.33	8:26.799	09:19:00.137
4 -	27.739	115.1	35.750	104.6	31.028	110.5	1:34.517 (2)	84.78	0.471	09:20:34.654
5 -	27.706	115.3	35.785	104.8	IN PIT		1:38.948 P	80.98	4.902	09:22:13.602
6 -	OUTLAP	99.2	37.144	100.7	32.069	111.4	3:53.477	34.32	2:19.431	09:26:07.079
7 -	27.697	116.5	35.876	104.5	31.436	111.1	1:35.009 (3)	84.34	0.963	09:27:42.088
8 -	27.570	118.5	35.560	104.6	30.916	110.5	1:34.046 (1)	85.20		09:29:16.134
9 -	27.531	117.5	35.698	104.6	31.358	111.2	1:34.587 D	84.72	0.541	09:30:50.721
10 -	27.603	118.1	36.142	104.0	32.285	109.6	1:36.030 D	83.44	1.984	09:32:26.751
11 -	27.530	118.5	38.356	90.6	IN PIT		2:08.172 P	62.52	34.126	09:34:34.923

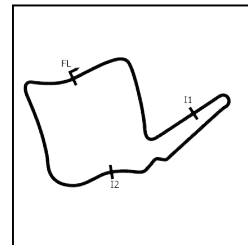
P3		117		Adam SHEPHERD		Cupra Leon Competición TCR - Area Motorsport with Shepherd				
IDEAL LAP TIME :		1:33.626		BEST LAP TIME :		1:34.089		DIFFERENCE : 0.463		
LAP	SECTOR 1	SECTOR 2		SECTOR 3		LAP TIME	MPH	DIFF	TIME OF DAY	
1 -	OUTLAP	89.1	40.329	102.7	32.491	109.6				09:07:01.889
2 -	28.193	106.3	35.872	104.6	31.223	111.2	1:35.288	84.09	1.199	09:08:37.177
3 -	OUTLAP	92.6	36.277	103.5	31.304	110.3	10:30.963	12.70	8:56.874	09:19:08.140
4 -	27.298	107.7	35.698	103.5	31.093	110.7	1:34.089 (1)	85.17		09:20:42.229
5 -	27.467	114.5	35.740	103.8	31.229	110.9	1:34.436 (3)	84.85	0.347	09:22:16.665
6 -	27.671	107.0	36.112	103.4	31.537	110.7	1:35.320	84.07	1.231	09:23:51.985
7 -	29.229	103.7	35.870	104.2	31.373	110.1	1:36.472	83.06	2.383	09:25:28.457
8 -	27.510	113.9	35.827	103.8	31.084	110.3	1:34.421 (2)	84.87	0.332	09:27:02.878
9 -	28.241	94.2	41.840	92.6	IN PIT		1:49.487 P	73.19	15.398	09:28:52.365
10 -	OUTLAP	104.0	35.635	103.8	30.919	110.1	3:06.212	43.03	1:32.123	09:31:58.577
11 -	27.324	116.5	35.409	104.2	IN PIT		1:43.378 P	77.51	9.289	09:33:41.955

P4		99		Joe MARSHALL-BIRKS		Audi RS3 LMS TCR Gen II - Rob Boston Racing				
IDEAL LAP TIME :		1:34.262		BEST LAP TIME :		1:34.460		DIFFERENCE : 0.198		
LAP	SECTOR 1	SECTOR 2		SECTOR 3		LAP TIME	MPH	DIFF	TIME OF DAY	
1 -	OUTLAP	81.1	38.776	102.4	32.391	111.1				09:07:00.540
2 -	27.960	108.7	35.979	104.5	31.466	110.9	1:35.405	83.99	0.945	09:08:35.945
3 -	OUTLAP	106.6	36.223	104.5	31.639	111.2	11:33.979	11.54	9:59.519	09:20:09.924
4 -	27.388	117.5	35.864	104.5	31.407	111.2	1:34.659 (3)	84.65	0.199	09:21:44.583
5 -	27.599	113.9	36.173	103.0	IN PIT		1:42.565 P	78.13	8.105	09:23:27.148
6 -	OUTLAP	105.8	36.874	101.3	31.697	111.1	3:01.542	44.14	1:27.082	09:26:28.690
7 -	27.385	117.3	35.895	103.7	31.243	111.1	1:34.523 (2)	84.77	0.063	09:28:03.213
8 -	27.293	116.1	36.062	104.3	31.105	111.6	1:34.460 (1)	84.83		09:29:37.673
9 -	27.518	117.7	35.876	103.8	31.672	111.2	1:35.066 D	84.29	0.606	09:31:12.739
10 -	27.466	117.7	36.347	103.5	IN PIT		1:39.842 P	80.26	5.382	09:32:52.581

BRSCC TCR UK Race Day - Oulton Park

TCR UK Championship

QUALIFYING - RACE 2 - SECTOR ANALYSIS



SECTOR 1 = FL to I1, SECTOR 2 = I1 to I2, SECTOR 3 = I2 to FL, DIFF = Difference To Personal Best Lap, P = Crossed Finish Line in Pit Lane, D = Time Disallowed

P5 285		Darron LEWIS					Hyundai i30 N TCR - DLR with JH Racing			
IDEAL LAP TIME : 1:34.637		BEST LAP TIME : 1:34.637					DIFFERENCE : 0.000			
LAP	SECTOR 1	SECTOR 2		SECTOR 3		LAP TIME	MPH	DIFF	TIME OF DAY	
1 -	OUTLAP	78.3	39.830	94.3	34.581	110.1			09:07:16.934	
2 -	30.638	92.3	38.265	102.7	33.789	98.1	1:42.692	78.03	8.055	09:08:59.626
3 -	OUTLAP	98.1	36.370	104.6	31.259	110.1	10:04.879	13.24	8:30.242	09:19:04.505
4 -	27.565	108.9	35.900	105.3	31.172	110.9	1:34.637 (1)	84.67		09:20:39.142
5 -	28.661	107.8	35.911	105.1	31.706	109.6	1:36.278 D	83.23	1.641	09:22:15.420
6 -	28.008	106.1	36.854	100.4	32.378	111.6	1:37.240 (2)	82.41	2.603	09:23:52.660
7 -	29.201	97.3	36.554	104.6	31.694	109.8	1:37.449 (3)	82.23	2.812	09:25:30.109
8 -	28.035	102.4	36.573	103.8	IN PIT		1:43.250 P	77.61	8.613	09:27:13.359

P6 17		Brad HUTCHISON					Cupra Leon Competición TCR - Bond It with MPH Racing			
IDEAL LAP TIME : 1:35.634		BEST LAP TIME : 1:35.634					DIFFERENCE : 0.000			
LAP	SECTOR 1	SECTOR 2		SECTOR 3		LAP TIME	MPH	DIFF	TIME OF DAY	
1 -	OUTLAP	75.2	42.119	95.5	IN PIT					09:07:40.581
2 -	OUTLAP	99.7	37.129	104.0	32.442	109.4	12:03.406	11.07	10:27.772	09:19:43.987
3 -	27.760	104.5	36.387	103.8	31.487	110.0	1:35.634 (1)	83.79		09:21:19.621
4 -	27.830	103.4	37.074	103.0	31.641	109.4	1:36.545 (2)	83.00	0.911	09:22:56.166
5 -	28.171	106.5	36.958	103.0	31.919	109.6	1:37.048 (3)	82.57	1.414	09:24:33.214
6 -	28.301	108.4	37.865	102.2	32.013	109.8	1:38.179	81.62	2.545	09:26:11.393
7 -	28.482	114.5	37.412	103.2	32.117	109.6	1:38.044 D	81.76	2.377	09:27:49.404
8 -	28.371	111.2	1:08.669	103.5	32.485	109.8	2:09.525	61.86	33.891	09:29:58.929
9 -	28.548	108.2	37.281	102.9	32.206	109.8	1:38.035 D	81.74	2.401	09:31:36.964
10 -	28.826	107.3	37.510	103.0	IN PIT		1:45.839 P	75.71	10.205	09:33:22.803

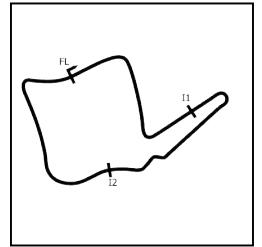
P7 115		Luke SARGEANT					Cupra Leon Competición TCR - Area Motorsport with R.S. Vehic			
IDEAL LAP TIME : 1:35.571		BEST LAP TIME : 1:35.727					DIFFERENCE : 0.156			
LAP	SECTOR 1	SECTOR 2		SECTOR 3		LAP TIME	MPH	DIFF	TIME OF DAY	
1 -	OUTLAP	75.3	42.228	96.2	34.866	107.8				09:07:06.688
2 -	30.233	104.5	37.789	103.5	32.265	110.9	1:40.287	79.90	4.560	09:08:46.975
3 -	OUTLAP	88.6	39.402	95.7	32.798	111.4	10:27.188	12.77	8:51.461	09:19:14.163
4 -	28.225	107.3	36.157	105.1	31.671	110.3	1:36.053 (2)	83.42	0.326	09:20:50.216
5 -	28.361	117.9	1:07.229	104.6	31.839	111.1	2:07.429	62.88	31.702	09:22:57.645
6 -	28.297	102.7	36.574	104.6	31.823	110.9	1:36.694	82.87	0.967	09:24:34.339
7 -	28.035	102.4	42.344	93.5	32.260	109.8	1:42.639	78.07	6.912	09:26:16.978
8 -	28.266	110.1	36.660	104.5	31.884	110.7	1:36.810	82.77	1.083	09:27:53.788
9 -	28.834	103.8	36.302	104.8	32.116	111.2	1:37.252	82.40	1.525	09:29:31.040
10 -	27.815	109.8	36.313	104.5	31.599	110.7	1:35.727 (1)	83.71		09:31:06.767
11 -	27.890	105.6	36.330	104.3	31.860	110.5	1:36.080 (3)	83.40	0.353	09:32:42.847
12 -	29.155	74.0	46.353	61.0	IN PIT		2:18.960 P	57.66	43.233	09:35:01.807

P8 7		Will POWELL					Honda Civic Type R FK7 TCR - Go-Fix Honda by Sport77			
IDEAL LAP TIME :		BEST LAP TIME : 1:35.852					DIFFERENCE :			
LAP	SECTOR 1	SECTOR 2		SECTOR 3		LAP TIME	MPH	DIFF	TIME OF DAY	
1 -										09:07:16.182
2 -							1:44.285	76.84	8.433	09:09:00.467
3 -							10:26.206	12.79	8:50.354	09:19:26.673
4 -							1:36.751 (3)	82.82	0.899	09:21:03.424
5 -							1:35.852 (1)	83.60		09:22:39.276
6 -							1:36.748 (2)	82.82	0.896	09:24:16.024
7 -							1:37.465	82.22	1.613	09:25:53.489
8 -					IN PIT		1:45.781 P	75.75	9.929	09:27:39.270
9 -							2:58.093	44.99	1:22.241	09:30:37.364
10 -							1:37.097	82.53	1.245	09:32:14.461

BRSCC TCR UK Race Day - Oulton Park

TCR UK Championship

QUALIFYING - RACE 2 - SECTOR ANALYSIS



SECTOR 1 = FL to I1, SECTOR 2 = I1 to I2, SECTOR 3 = I2 to FL, DIFF = Difference To Personal Best Lap, P = Crossed Finish Line in Pit Lane, D = Time Disallowed

P9		27 Gen1		Will BEECH		Volkswagen Golf GTI TCR - Capture Motorsport				
IDEAL LAP TIME : 1:37.707		BEST LAP TIME : 1:37.707		DIFFERENCE : 0.000						
LAP	SECTOR 1	SECTOR 2		SECTOR 3		LAP TIME	MPH	DIFF	TIME OF DAY	
1 -	OUTLAP	84.2	41.807	92.3	36.502	103.5			09:07:18.625	
2 -	31.834	92.1	40.197	95.8	35.312	105.5	1:47.343	74.65	9.636	09:09:05.968
3 -	OUTLAP	93.0	39.612	99.1	34.874	107.3	10:18.818	12.94	8:41.111	09:19:24.786
4 -	30.253	95.1	39.154	98.8	33.889	108.4	1:43.296	77.57	5.589	09:21:08.082
5 -	29.072	98.2	37.784	101.5	33.343	108.5	1:40.199	79.97	2.492	09:22:48.281
6 -	29.093	96.4	37.620	101.6	33.243	109.1	1:39.956	80.17	2.249	09:24:28.237
7 -	28.860	108.0	37.608	101.5	33.232	107.8	1:39.700 (3)	80.37	1.993	09:26:07.937
8 -	28.922	101.5	37.279	102.6	32.459	108.2	1:38.660 (2)	81.22	0.953	09:27:46.597
9 -	30.137	108.0	37.627	102.1	33.503	109.2	1:41.267	79.13	3.560	09:29:27.864
10 -	28.225	108.0	37.162	102.2	32.320	108.7	1:37.707 (1)	82.01		09:31:05.571

P10		22 Gen1		Rick KERRY		Cupra TCR - EDF Motorsport				
IDEAL LAP TIME : 1:38.690		BEST LAP TIME : 1:38.847		DIFFERENCE : 0.157						
LAP	SECTOR 1	SECTOR 2		SECTOR 3		LAP TIME	MPH	DIFF	TIME OF DAY	
1 -	OUTLAP	90.0	41.232	98.3	34.978	108.5			09:07:07.807	
2 -	30.405	99.4	39.843	88.5	33.911	108.5	1:44.159	76.93	5.312	09:08:51.966
3 -	OUTLAP	80.2	44.207	97.9	35.180	107.8	10:39.497	12.53	9:00.650	09:19:31.463
4 -	29.326	103.5	38.426	102.1	33.118	109.6	1:40.870 (3)	79.44	2.023	09:21:12.333
5 -	32.612	92.0	42.728	100.4	33.080	109.6	1:48.420	73.91	9.573	09:23:00.753
6 -	28.792	101.9	37.719	102.4	32.336	110.3	1:38.847 (1)	81.07		09:24:39.600
7 -	28.685	106.3	37.669	102.6	32.615	108.7	1:38.969 (2)	80.97	0.122	09:26:18.569
8 -	28.819	107.8	39.744	56.2	IN PIT		2:13.796 P	59.89	34.949	09:28:32.365

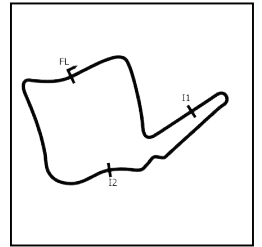
P11		100		Steve LAIDLAW		Hyundai i30 N TCR - Capture Motorsport				
IDEAL LAP TIME : 1:38.727		BEST LAP TIME : 1:39.032		DIFFERENCE : 0.305						
LAP	SECTOR 1	SECTOR 2		SECTOR 3		LAP TIME	MPH	DIFF	TIME OF DAY	
1 -	OUTLAP	80.9	42.050	93.0	35.072	103.8			09:07:19.174	
2 -	31.797	95.4	40.951	97.9	34.726	108.5	1:47.474	74.56	8.442	09:09:06.648
3 -	OUTLAP	80.4	40.541	99.1	34.371	108.4	10:20.861	12.90	8:41.829	09:19:27.509
4 -	29.302	102.7	39.260	102.1	33.669	109.2	1:42.231	78.38	3.199	09:21:09.740
5 -	29.671	100.7	39.260	101.8	33.038	109.2	1:41.969	78.58	2.937	09:22:51.709
6 -	29.640	108.2	38.199	102.9	32.599	108.7	1:40.438	79.78	1.406	09:24:32.147
7 -	28.928	109.4	38.774	101.6	32.618	108.7	1:40.320 (3)	79.88	1.288	09:26:12.467
8 -	28.702	109.8	37.426	103.2	32.904	108.4	1:39.032 (1)	80.91		09:27:51.499
9 -	30.372	114.9	1:08.418	102.6	32.859	109.1	2:11.649	60.87	32.617	09:30:03.148
10 -	29.306	106.8	37.881	102.7	32.683	107.0	1:39.870 (2)	80.24	0.838	09:31:43.018
11 -	28.898	104.6	38.196	102.9	IN PIT		1:49.389 P	73.25	10.357	09:33:32.407

P12		81 Gen1		Stewart LINES		Audi RS3 LMS TCR Seq - Maximum Motorsport with MPH Racir				
IDEAL LAP TIME : 1:38.867		BEST LAP TIME : 1:39.437		DIFFERENCE : 0.570						
LAP	SECTOR 1	SECTOR 2		SECTOR 3		LAP TIME	MPH	DIFF	TIME OF DAY	
1 -	OUTLAP	76.0	42.283	92.6	35.283	104.5			09:07:33.970	
2 -	30.183	101.6	38.497	101.2	33.939	106.3	1:42.619	78.09	3.182	09:09:16.589
3 -	OUTLAP	95.0	38.110	101.3	32.620	108.9	10:35.494	12.61	8:56.057	09:19:52.083
4 -	29.316	99.4	37.754	101.8	32.483	106.8	1:39.553 (2)	80.49	0.116	09:21:31.636
5 -	29.462	100.1	39.019	101.5	32.884	108.0	1:41.365	79.05	1.928	09:23:13.001
6 -	29.586	99.4	38.495	100.4	IN PIT		1:49.020 P	73.50	9.583	09:25:02.021
7 -	OUTLAP	71.0	39.260	101.6	32.938	108.2	3:49.092	34.97	2:09.655	09:28:51.113
8 -	28.630	105.0	38.193	101.5	32.614	108.2	1:39.437 (1)	80.58		09:30:30.550
9 -	28.794	102.4	38.221	98.9	32.874	108.2	1:39.889 (3)	80.22	0.452	09:32:10.439
10 -	28.790	108.5	39.396	67.2	IN PIT		2:05.284 P	63.96	25.847	09:34:15.723

BRSCC TCR UK Race Day - Oulton Park

TCR UK Championship

QUALIFYING - RACE 2 - SECTOR ANALYSIS



SECTOR 1 = FL to I1, SECTOR 2 = I1 to I2, SECTOR 3 = I2 to FL, DIFF = Difference To Personal Best Lap, P = Crossed Finish Line in Pit Lane, D = Time Disallowed

P13		19 Gen1		Jeff ALDEN		Opel Astra TCR - Matrix Motorsport wih DW Racing				
IDEAL LAP TIME : 1:49.198		BEST LAP TIME : 1:50.995		DIFFERENCE : 1.797						
LAP	SECTOR 1	SECTOR 2		SECTOR 3		LAP TIME	MPH	DIFF	TIME OF DAY	
1 -	OUTLAP	73.1	46.981	84.5	38.096	103.8			09:07:14.036	
2 -	33.128	87.8	43.019	94.9	34.848	110.9	1:50.995 (1)	72.19	09:09:05.031	
3 -	OUTLAP	83.4	43.410	81.9	35.620	108.7	10:12.325	13.08	8:21.330 09:19:17.356	
4 -	31.331	91.1	44.131	60.6	IN PIT		2:08.532 P	62.34	17.537 09:21:25.888	

P14		77 Gen1		Mark SMITH		Cupra TCR - Richmond Fire Motorsport				
IDEAL LAP TIME : 1:52.872		BEST LAP TIME : 1:55.938		DIFFERENCE : 3.066						
LAP	SECTOR 1	SECTOR 2		SECTOR 3		LAP TIME	MPH	DIFF	TIME OF DAY	
1 -	OUTLAP	60.1	47.352	84.5	38.543	96.2			09:07:42.375	
2 -	OUTLAP	64.0	47.733	78.9	41.978	83.8	12:04.630	11.05	10:08.692 09:19:47.005	
3 -	40.239	76.4	46.428	60.2	40.896	93.8	2:07.563	62.82	11.625 09:21:54.568	
4 -	35.261	83.9	43.155	86.2	37.945	98.8	1:56.361 (2)	68.86	0.423 09:23:50.929	
5 -	36.859	83.8	42.831	93.0	38.479	96.8	1:58.169 (3)	67.81	2.231 09:25:49.098	
6 -	34.629	91.1	43.038	88.4	38.271	96.0	1:55.938 (1)	69.11	09:27:45.036	
7 -	39.535	78.0	44.606	85.8	37.478	101.6	2:01.619	65.89	5.681 09:29:46.655	
8 -	1:12.900	43.4	46.249	81.6	42.551	84.5	2:41.700	49.55	45.762 09:32:28.355	
9 -	35.402	80.9	53.887	60.8	IN PIT		2:31.196 P	53.00	35.258 09:34:59.551	

P15		28		Bradley THURSTON		Honda Civic Type R FK7 TCR - Go-Fix Honda by Sport77				
IDEAL LAP TIME : 1:46.974		BEST LAP TIME :		DIFFERENCE :						
LAP	SECTOR 1	SECTOR 2		SECTOR 3		LAP TIME	MPH	DIFF	TIME OF DAY	
1 -	OUTLAP	90.0	43.396	84.9	36.680	108.5			09:07:15.291	

BRSCC TCR UK Race Day - Oulton Park

TCR UK Championship

QUALIFYING - RACE 2 - BEST SECTORS

SECTOR 1			SECTOR 2			SECTOR 3			IDEAL / BEST COMPARISON						
POS	NO	NAME	TIME	NO	NAME	TIME	NO	NAME	TIME	POS	NO	NAME	IDEAL	BEST	DIFF
													PERFECT LAP	1:33.514	
1	1	BOARDLEY	27.189	117	SHEPHERD	35.409	16	NEWSHAM	30.916	1	117	SHEPHERD	1:33.626	1:34.089	0.463
2	99	MARSHALL-BIRKS	27.293	16	NEWSHAM	35.560	117	SHEPHERD	30.919	2	1	BOARDLEY	1:33.825	1:34.015	0.190
3	117	SHEPHERD	27.298	1	BOARDLEY	35.688	1	BOARDLEY	30.948	3	16	NEWSHAM	1:34.006	1:34.046	0.040
4	16	NEWSHAM	27.530	99	MARSHALL-BIRKS	35.864	99	MARSHALL-BIRKS	31.105	4	99	MARSHALL-BIRKS	1:34.262	1:34.460	0.198
5	285	LEWIS	27.565	285	LEWIS	35.900	285	LEWIS	31.172	5	285	LEWIS	1:34.637	1:34.637	0.000
6	17	HUTCHISON	27.760	115	SARGEANT	36.157	17	HUTCHISON	31.487	6	115	SARGEANT	1:35.571	1:35.727	0.156
7	115	SARGEANT	27.815	17	HUTCHISON	36.387	115	SARGEANT	31.599	7	17	HUTCHISON	1:35.634	1:35.634	0.000
8	27	BEECH	28.225	27	BEECH	37.162	27	BEECH	32.320	8	27	BEECH	1:37.707	1:37.707	0.000
9	81	LINES	28.630	100	LAIDLAW	37.426	22	KERRY	32.336	9	22	KERRY	1:38.690	1:38.847	0.157
10	22	KERRY	28.685	22	KERRY	37.669	81	LINES	32.483	10	100	LAIDLAW	1:38.727	1:39.032	0.305
11	100	LAIDLAW	28.702	81	LINES	37.754	100	LAIDLAW	32.599	11	81	LINES	1:38.867	1:39.437	0.570
12	19	ALDEN	31.331	28	THURSTON	38.304	19	ALDEN	34.848	12	28	THURSTON	1:46.974		
13	28	THURSTON	31.990	77	SMITH	40.958	28	THURSTON	36.680	13	19	ALDEN	1:49.198	1:50.995	1.797
14	77	SMITH	34.436	19	ALDEN	43.019	77	SMITH	37.478	14	77	SMITH	1:52.872	1:55.938	3.066
15										15	7	POWELL		1:35.852	

BRSCC TCR UK Race Day - Oulton Park

TCR UK Championship

QUALIFYING - RACE 2 - BEST SPEEDS

POS	INTERMEDIATE 1			INTERMEDIATE 2			FINISH LINE		
	NO	NAME	MPH	NO	NAME	MPH	NO	NAME	MPH
1	1	BOARDLEY	118.5	1	BOARDLEY	105.3	1	BOARDLEY	112.7
2	16	NEWSHAM	118.5	285	LEWIS	105.3	99	MARSHALL-BIRKS	111.6
3	115	SARGEANT	117.9	115	SARGEANT	105.1	285	LEWIS	111.6
4	99	MARSHALL-BIRKS	117.7	16	NEWSHAM	104.8	16	NEWSHAM	111.4
5	117	SHEPHERD	116.5	117	SHEPHERD	104.6	115	SARGEANT	111.4
6	100	LIDLAW	114.9	99	MARSHALL-BIRKS	104.5	117	SHEPHERD	111.2
7	17	HUTCHISON	114.5	17	HUTCHISON	104.0	19	ALDEN	110.9
8	285	LEWIS	108.9	100	LIDLAW	103.2	22	KERRY	110.3
9	81	LINES	108.5	28	THURSTON	102.9	17	HUTCHISON	110.0
10	27	BEECH	108.0	27	BEECH	102.6	27	BEECH	109.2
11	22	KERRY	107.8	22	KERRY	102.6	100	LIDLAW	109.2
12	28	THURSTON	95.3	81	LINES	101.8	81	LINES	108.9
13	19	ALDEN	91.1	77	SMITH	97.6	28	THURSTON	108.5
14	77	SMITH	91.1	19	ALDEN	94.9	77	SMITH	101.6
15									

BRSCC TCR UK Race Day - Oulton Park

TCR UK Championship

QUALIFYING - RACE 2 - STATISTICS

Competitors Started	15
Planned Start	2024-06-08 @ 09:10:00.000
Actual Start	2024-06-08 @ 09:05:07.899
Finish Time	2024-06-08 @ 09:33:13.863
Track Length	2.2260mi.
Total Laps	137
Total Distance Covered	304.9620mi.

Session Fastest Lap History

NO	CL	NAME	LAP TIME	TIME OF DAY	LAP	VEHICLE
99		Joe MARSHALL-BIRKS	1:35.405	09:08:35.942	2	Audi RS3 LMS TCR Gen II
117		Adam SHEPHERD	1:35.288	09:08:37.176	2	Cupra Leon Competición TCR
16		Callum NEWSHAM	1:34.517	09:20:34.695	4	Hyundai i30 N TCR
117		Adam SHEPHERD	1:34.089	09:20:42.228	4	Cupra Leon Competición TCR
1		Carl BOARDLEY	1:34.015	09:20:47.553	4	Cupra Leon Competición TCR

Flag History

TYPE	TIME OF DAY
GREEN	09:05:07.899
RED	09:09:16.590
GREEN	09:17:20.927
RED	09:33:13.862
FINISH	09:33:13.863

Flag Statistics

TYPE	COUNT	TOTAL LAPS	TOTAL TIME
Green	2	11	20:01.624
Red	2	0	8:04.338
Safety Car	0	0	0.000
FCY	0	0	0.000

BRSCC TCR UK Race Day - Oulton Park

TCR UK Championship

QUALIFYING - RACE 2 - STATISTICS

CLASS :

10 Starters

Fastest Lap History

NO	NAME	LAP TIME	TIME OF DAY	LAP	VEHICLE
99	Joe MARSHALL-BIRKS	1:35.405	09:08:35.942	2	Audi RS3 LMS TCR Gen II
117	Adam SHEPHERD	1:35.288	09:08:37.176	2	Cupra Leon Competición TCR
16	Callum NEWSHAM	1:34.517	09:20:34.695	4	Hyundai i30 N TCR
117	Adam SHEPHERD	1:34.089	09:20:42.228	4	Cupra Leon Competición TCR
1	Carl BOARDLEY	1:34.015	09:20:47.553	4	Cupra Leon Competición TCR

BRSCC TCR UK Race Day - Oulton Park

TCR UK Championship

QUALIFYING - RACE 2 - STATISTICS

CLASS : Gen1

5 Starters

Fastest Lap History

NO	NAME	LAP TIME	TIME OF DAY	LAP	VEHICLE
22	Rick KERRY	1:44.159	09:08:51.967	2	Cupra TCR
81	Stewart LINES	1:42.619	09:09:16.590	2	Audi RS3 LMS TCR Seq
22	Rick KERRY	1:40.870	09:21:12.335	4	Cupra TCR
81	Stewart LINES	1:39.553	09:21:31.636	4	Audi RS3 LMS TCR Seq
22	Rick KERRY	1:38.847	09:24:39.601	6	Cupra TCR
27	Will BEECH	1:38.660	09:27:46.595	8	Volkswagen Golf GTI TCR
27	Will BEECH	1:37.707	09:31:05.569	10	Volkswagen Golf GTI TCR

BRSCC TCR UK Race Day - Oulton Park

TCR UK Championship

RACE 2 - GRID (20 minutes) - AMENDED



ROW 9	17	19 Jeff ALDEN	
			10 seconds delay
ROW 8			1:35.852
	14	7 Will POWELL	
ROW 7	13	28 Bradley THURSTON	
			1:55.938
	12	77 Mark SMITH	
ROW 6			1:39.437
	11	81 Stewart LINES	
			1:39.032
	10	100 Steve LAIDLAW	
ROW 5			1:38.847
	9	22 Rick KERRY	
			1:37.707
	8	27 Will BEECH	
ROW 4			1:35.727
	7	115 Luke SARGEANT	
			1:35.634
	6	17 Brad HUTCHISON	
ROW 3			1:34.637
	5	285 Darron LEWIS	
			1:34.460
	4	99 Joe MARSHALL-BIRKS	
ROW 2			1:34.089
	3	117 Adam SHEPHERD	
			1:34.046
	2	16 Callum NEWSHAM	
ROW 1			1:34.015
	1	1 Carl BOARDLEY	
		Pole	

Comments:
Car 7 - Starting from the back of the grid. Championship Regulation 5.4.2 and 5.4.9

These results are provisional until the conclusion of any judicial and technical matters.

Oulton Park Island: 2.2260 miles

Clerk Of Course: Andy Holley	Stewards:	Timekeeper: Richard Lomax	
------------------------------	-----------	---------------------------	--

Results can be found at www.tsl-timing.com

Printed - 11:57 Saturday, 08 June 2024



BRSCC TCR UK Race Day - Oulton Park

TCR UK Championship

RACE 2 - CLASSIFICATION

Race Distance: 14 Laps / 31.16 miles



POS	NO	CL	PIC	NAME	ENTRY	LAPS	TIME	GAP	DIFF	MPH	BEST	ON	GRD	↑↓
1	1		1	Carl BOARDLEY	Cupra Leon Competición TCR - CBM with Hart GT	14	20:27.764			91.37	1:26.590	11	1	0
2	99		2	Joe MARSHALL-BIRKS	Audi RS3 LMS TCR Gen II - Rob Boston Racing	14	20:28.228	0.464	0.464	91.34	1:26.273	6	4	2
3	17		3	Brad HUTCHISON	Cupra Leon Competición TCR - Bond It with MPH Racing	14	20:34.786	7.022	6.558	90.85	1:26.676	6	6	3
4	117		4	Adam SHEPHERD	Cupra Leon Competición TCR - Area Motorsport with Sheph	14	20:40.043	12.279	5.257	90.47	1:27.438	10	3	-1
5	115		5	Luke SARGEANT	Cupra Leon Competición TCR - Area Motorsport with R.S. V	14	20:41.147	13.383	1.104	90.39	1:27.162	10	7	2
6	285*		6	Darron LEWIS	Hyundai i30 N TCR - DLR with JH Racing	14	20:45.621	17.857	4.474	90.06	1:27.054	10	5	-1
7	27	Gen1	1	Will BEECH	Volkswagen Golf GTI TCR - Capture Motorsport	14	21:07.325	39.561	21.704	88.52	1:28.567	13	8	1
8	22	Gen1	2	Rick KERRY	Cupra TCR - EDF Motorsport	14	21:12.454	44.690	5.129	88.16	1:29.254	13	9	1
9	100		7	Steve LAIDLAW	Hyundai i30 N TCR - Capture Motorsport	14	21:15.378	47.614	2.924	87.96	1:28.784	9	10	1
10	81	Gen1	3	Stewart LINES	Audi RS3 LMS TCR Seq - Maximum Motorsport with MPH R	14	21:32.411	1:04.647	17.033	86.80	1:30.414	12	11	1
11	77	Gen1	4	Mark SMITH	Cupra TCR - Richmond Fire Motorsport	14	21:32.728	1:04.964	0.317	86.78	1:29.886	13	12	1
12	16*		8	Callum NEWSHAM	Hyundai i30 N TCR - JH Racing	13	21:48.504	1 Lap	1 Lap	79.61	1:26.348	8	2	-10
13	7		9	Will POWELL	Honda Civic Type R FK7 TCR - Go-Fix Honda by Sport77	13	21:49.777	1 Lap	1.273	79.53	1:27.847	9	14	1

NOT CLASSIFIED

DNF	28			Bradley THURSTON	Honda Civic Type R FK7 TCR - Go-Fix Honda by Sport77	8	13:24.668	6 Laps	5 Laps	79.67	1:33.388	5	13	
DNF	19	Gen1		Jeff ALDEN	Opel Astra TCR - Matrix Motorsport with DW Racing	3	10:09.395	11 Laps	5 Laps	39.45			15	

FASTEST LAP

	99			Joe MARSHALL-BIRKS	Audi RS3 LMS TCR Gen II - Rob Boston Racing	6	1:26.273			92.88 mph			149.48 kph	
	27	Gen1		Will BEECH	Volkswagen Golf GTI TCR - Capture Motorsport	13	1:28.567			90.48 mph			145.61 kph	

Comments:

*Cars 16, 285 - 5 second penalty for exceeding track limits.

*Car 16 - 10 second penalty for exceeding track limits.

Weather / Track : Sunny / Dry

Date: 08/06/2024 Start: 13:43 Finish: 14:04

These results are provisional until the conclusion of any judicial and technical matters.

Oulton Park Island: 2.2260 miles

Clerk Of Course: Andy Holley	Stewards:	Timekeeper: Richard Lomax	
------------------------------	-----------	---------------------------	--

Results can be found at www.tsl-timing.com

Printed - 14:06 Saturday, 08 June 2024



BRSCC TCR UK Race Day - Oulton Park

TCR UK Championship

RACE 2 - LAP CHART

LAP 1 @ 13:45:31.861			LAP 2 @ 13:46:59.714			LAP 3 @ 13:48:27.341			LAP 4 @ 13:49:54.814			LAP 5 @ 13:51:21.824		
NO	BEHIND	LAP TIME	NO	BEHIND	LAP TIME	NO	BEHIND	LAP TIME	NO	BEHIND	LAP TIME	NO	BEHIND	LAP TIME
117		1:35.184	1		1:27.825	1		1:27.627	1		1:27.473	1		1:27.010
1	0.028	1:35.212	117	0.592	1:28.445	117	0.902	1:27.937	17	0.772	1:27.128	17	1.129	1:27.367
17	0.450	1:35.634	17	1.170	1:28.573	17	1.117	1:27.574	99	1.117	1:27.251	99	1.831	1:27.724
16	1.048	1:36.232	99	1.378	1:28.004	99	1.339	1:27.588	117	2.073	1:28.644	117	4.106	1:29.043
99	1.227	1:36.411	285	6.082	1:31.386	285	5.733	1:27.278	285	5.479	1:27.219	285	5.904	1:27.435
285	2.549	1:37.733	115	6.733	1:29.602	115	7.378	1:28.272	115	7.261	1:27.356	115	8.519	1:28.268
115	4.984	1:40.168	27	8.326	1:30.451	27	10.694	1:29.995	27	12.644	1:29.423	27	15.267	1:29.633
27	5.728	1:40.912	22	9.645	1:31.137	22	12.166	1:30.148	22	14.991	1:30.298	22	17.634	1:29.653
22	6.361	1:41.545	81	14.709	1:32.343	81	18.893	1:31.811	100	21.908	1:29.864	100	24.461	1:29.563
81	10.219	1:45.403	100	16.138	1:32.036	100	19.517	1:31.006	81	24.109	1:32.689	81	28.354	1:31.255
77	11.545	1:46.729	77	17.709	1:34.017	77	23.136	1:33.054	77	27.088	1:31.425	77	30.843	1:30.765
100	11.955	1:47.139	28	21.773	1:36.164	28	28.775	1:34.629	28	35.890	1:34.588	28	42.268	1:33.388
28	13.462	1:48.646	16	56.564	2:23.369 P	7	1 Lap	2:55.555	7	1 Lap	1:30.257	7	1 Lap	1:28.777
19	59.381	2:34.565 P				19	1 Lap	3:11.163 P	16	1 Lap	3:03.730	16	1 Lap	1:27.816
7	1:01.026	2:36.210 P												

BRSCC TCR UK Race Day - Oulton Park

TCR UK Championship

RACE 2 - LAP CHART

LAP 6 @ 13:52:48.744			LAP 7 @ 13:54:15.877			LAP 8 @ 13:55:43.190			LAP 9 @ 13:57:10.501			LAP 10 @ 13:58:37.582		
NO	BEHIND	LAP TIME	NO	BEHIND	LAP TIME	NO	BEHIND	LAP TIME	NO	BEHIND	LAP TIME	NO	BEHIND	LAP TIME
1		1:26.920	1		1:27.133	1		1:27.313	1		1:27.311	1		1:27.081
17	0.885	1:26.676	17	1.531	1:27.779	17	1.889	1:27.671	99	1.626	1:26.759	99	0.860	1:26.315
99	1.184	1:26.273	99	1.810	1:27.759	99	2.178	1:27.681	17	2.464	1:27.886	17	3.076	1:27.693
117	5.781	1:28.595	117	6.326	1:27.678	117	7.101	1:28.088	117	7.409	1:27.619	117	7.766	1:27.438
285	6.412	1:27.428	285	7.321	1:28.042	285	8.390	1:28.382	285	8.815	1:27.736	285	8.788	1:27.054
115	9.331	1:27.732	115	9.902	1:27.704	115	10.265	1:27.676	115	10.123	1:27.169	115	10.204	1:27.162
27	17.196	1:28.849	27	19.659	1:29.596	27	21.752	1:29.406	28	1 Lap	2:03.748 P	27	27.678	1:30.149
22	20.869	1:30.155	22	24.107	1:30.371	22	27.799	1:31.005	27	24.610	1:30.169	22	33.458	1:29.778
100	27.132	1:29.591	100	30.746	1:30.747	100	33.141	1:29.708	22	30.761	1:30.273	100	36.379	1:28.846
81	32.242	1:30.808	81	36.768	1:31.659	81	41.415	1:31.960	100	34.614	1:28.784	81	48.895	1:30.583
77	35.229	1:31.306	77	39.682	1:31.586	77	43.544	1:31.175	81	45.393	1:31.289	77	50.368	1:29.961
28	50.014	1:34.666	28	1:01.720	1:38.839	16	1 Lap	1:27.059	77	47.488	1:31.255	16	1 Lap	1:26.510
16	1 Lap	1:28.382	16	1 Lap	1:27.227	7	1 Lap	1:28.661	16	1 Lap	1:26.348	7	1 Lap	1:27.847
7	1 Lap	1:30.583	7	1 Lap	1:29.100				7	1 Lap	1:28.661			
19	3 Laps	4:23.667 P												

BRSCC TCR UK Race Day - Oulton Park

TCR UK Championship

RACE 2 - LAP CHART

LAP 11 @ 14:00:04.172			LAP 12 @ 14:01:30.946			LAP 13 @ 14:02:57.597			LAP 14 @ 14:04:24.441		
NO	BEHIND	LAP TIME	NO	BEHIND	LAP TIME	NO	BEHIND	LAP TIME	NO	BEHIND	LAP TIME
1		1:26.590	1		1:26.774	1		1:26.651	1		1:26.844
99	0.812	1:26.542	99	0.631	1:26.593	99	0.587	1:26.607	99	0.464	1:26.721
17	4.063	1:27.577	17	5.102	1:27.813	17	5.901	1:27.450	17	7.022	1:27.965
117	9.113	1:27.937	117	10.159	1:27.820	117	11.392	1:27.884	117	12.279	1:27.731
285	9.859	1:27.661	285	10.787	1:27.702	285	11.670	1:27.534	285	12.857	1:28.031
115	10.920	1:27.306	115	11.526	1:27.380	115	12.129	1:27.254	115	13.383	1:28.098
27	31.292	1:30.204	27	33.735	1:29.217	27	35.651	1:28.567	27	39.561	1:30.754
22	36.364	1:29.496	22	39.206	1:29.616	22	41.809	1:29.254	22	44.690	1:29.725
100	39.394	1:29.605	100	41.667	1:29.047	100	44.605	1:29.589	100	47.614	1:29.853
81	52.858	1:30.553	81	56.498	1:30.414	81	1:00.321	1:30.474	81	1:04.647	1:31.170
77	53.907	1:30.129	77	57.357	1:30.224	77	1:00.592	1:29.886	77	1:04.964	1:31.216
16	1 Lap	1:26.511	16	1 Lap	1:26.752	16	1 Lap	1:26.742	16	1 Lap	1:26.826
7	1 Lap	1:28.025	7	1 Lap	1:28.628	7	1 Lap	1:28.387	7	1 Lap	1:29.086

BRSCC TCR UK Race Day - Oulton Park

TCR UK Championship

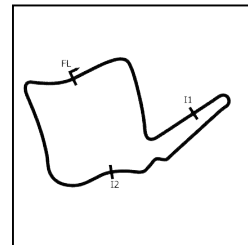
RACE 2 - POSITION CHART

No	Name	Lap Pos	1	2	3	4	5	6	7	8	9	10	11	12	13	14
			1	BOARDLEY	1	117	1	1	1	1	1	1	1	1	1	1
16	NEWSHAM	2	1	117	117	17	17	17	17	17	99	99	99	99	99	99
117	SHEPHERD	3	17	17	17	99	99	99	99	99	17	17	17	17	17	17
99	MARSHALL-BIRKS	4	16	99	99	117	117	117	117	117	117	117	117	117	117	117
285	LEWIS	5	99	285	285	285	285	285	285	285	285	285	285	285	285	285
17	HUTCHISON	6	285	115	115	115	115	115	115	115	115	115	115	115	115	115
115	SARGEANT	7	115	27	27	27	27	27	27	27	27	27	27	27	27	27
27	BEECH	8	27	22	22	22	22	22	22	22	22	22	22	22	22	22
22	KERRY	9	22	81	81	100	100	100	100	100	100	100	100	100	100	100
100	LAIDLAW	10	81	100	100	81	81	81	81	81	81	81	81	81	81	81
81	LINES	11	77	77	77	77	77	77	77	77	77	77	77	77	77	77
77	SMITH	12	100	28	28	28	28	28	28	28	16	16	16	16	16	16
28	THURSTON	13	28	16	7	7	16	16	16	16	7	7	7	7	7	7
7	POWELL	14	19	7	16	16	7	7	7	7						
19	ALDEN	15	7	19	19											

BRSCC TCR UK Race Day - Oulton Park

TCR UK Championship

RACE 2 - SECTOR ANALYSIS



SECTOR 1 = FL to I1, SECTOR 2 = I1 to I2, SECTOR 3 = I2 to FL, DIFF = Difference To Personal Best Lap, P = Crossed Finish Line in Pit Lane, D = Time Disallowed

P1		1		Carl BOARDLEY		Cupra Leon Competición TCR - CBM with Hart GT							
IDEAL LAP TIME : 1:26.408		BEST LAP TIME : 1:26.590		DIFFERENCE : 0.182									
LAP	SECTOR 1	SECTOR 2	SECTOR 3	LAP TIME	MPH	DIFF	TIME OF DAY						
1 -		116.7	33.949	109.4	29.242	109.6	1:35.212	84.16	8.622	13:45:31.889			
2 -	25.802	124.0	33.411	109.2	28.612	113.5	1:27.825	91.24	1.235	13:46:59.714			
3 -	25.670	124.9	33.309	109.1	28.648	113.7	1:27.627	91.45	1.037	13:48:27.341			
4 -	25.594	124.7	33.321	109.4	28.558	113.9	1:27.473	91.61	0.883	13:49:54.814			
5 -	25.262	122.6	33.131	108.5	28.617	114.3	1:27.010	92.09	0.420	13:51:21.824			
6 -	25.148	123.8	33.167	108.0	28.605	114.5	1:26.920	92.19	0.330	13:52:48.744			
7 -	25.281	123.8	32.939	108.9	28.913	113.5	1:27.133	91.96	0.543	13:54:15.877			
8 -	25.241	123.5	33.301	108.0	28.771	114.1	1:27.313	91.78	0.723	13:55:43.190			
9 -	25.490	123.1	33.207	108.9	28.614	114.5	1:27.311	91.78	0.721	13:57:10.501			
10 -	25.195	124.0	33.208	108.4	28.678	113.7	1:27.081	92.02	0.491	13:58:37.582			
11 -	25.027	123.8	33.117	108.7	28.446	114.3	1:26.590 (1)	92.54		14:00:04.172			
12 -	25.126	124.2	33.142	108.5	28.506	113.9	1:26.774 (3)	92.35	0.184	14:01:30.946			
13 -	25.157	123.5	33.052	109.4	28.442	114.9	1:26.651 (2)	92.48	0.061	14:02:57.597			
14 -	25.046	123.3	33.248	108.0	28.550	115.1	1:26.844	92.27	0.254	14:04:24.441			

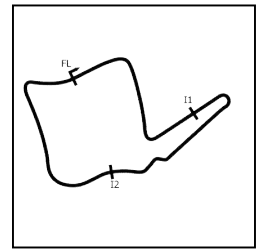
P2		99		Joe MARSHALL-BIRKS		Audi RS3 LMS TCR Gen II - Rob Boston Racing							
IDEAL LAP TIME : 1:26.120		BEST LAP TIME : 1:26.273		DIFFERENCE : 0.153									
LAP	SECTOR 1	SECTOR 2	SECTOR 3	LAP TIME	MPH	DIFF	TIME OF DAY						
1 -		116.1	34.796	107.5	28.990	114.7	1:36.411	83.11	10.138	13:45:33.088			
2 -	26.403	120.9	33.093	109.1	28.508	115.5	1:28.004	91.05	1.731	13:47:01.092			
3 -	25.204	123.1	33.922	108.2	28.462	114.9	1:27.588	91.49	1.315	13:48:28.680			
4 -	25.314	124.0	33.656	108.5	28.281	115.3	1:27.251	91.84	0.978	13:49:55.931			
5 -	25.001	123.8	34.188	109.1	28.535	114.5	1:27.724	91.35	1.451	13:51:23.655			
6 -	24.850	124.9	33.067	108.7	28.356	115.1	1:26.273 (1)	92.88		13:52:49.928			
7 -	25.100	123.5	33.491	108.5	29.168	114.9	1:27.759	91.31	1.486	13:54:17.687			
8 -	25.050	122.9	33.763	108.4	28.868	114.9	1:27.681	91.39	1.408	13:55:45.368			
9 -	24.991	121.1	33.214	108.7	28.554	114.9	1:26.759	92.36	0.486	13:57:12.127			
10 -	24.772	124.2	33.135	108.5	28.408	115.1	1:26.315 (2)	92.84	0.042	13:58:38.442			
11 -	24.854	123.3	33.175	109.1	28.513	114.7	1:26.542 (3)	92.59	0.269	14:00:04.984			
12 -	24.961	122.6	33.183	108.4	28.449	114.9	1:26.593	92.54	0.320	14:01:31.577			
13 -	24.901	121.3	33.234	109.1	28.472	114.7	1:26.607	92.52	0.334	14:02:58.184			
14 -	25.045	121.5	33.074	109.1	28.602	114.1	1:26.721	92.40	0.448	14:04:24.905			

P3		17		Brad HUTCHISON		Cupra Leon Competición TCR - Bond It with MPH Racing							
IDEAL LAP TIME : 1:26.636		BEST LAP TIME : 1:26.676		DIFFERENCE : 0.040									
LAP	SECTOR 1	SECTOR 2	SECTOR 3	LAP TIME	MPH	DIFF	TIME OF DAY						
1 -		113.7	34.082	108.0	28.961	114.1	1:35.634	83.79	8.958	13:45:32.311			
2 -	25.779	118.7	34.076	108.2	28.718	113.7	1:28.573	90.47	1.897	13:47:00.884			
3 -	25.173	124.5	33.775	108.7	28.626	114.1	1:27.574	91.50	0.898	13:48:28.458			
4 -	25.220	123.8	33.479	108.9	28.429	113.7	1:27.128 (2)	91.97	0.452	13:49:55.586			
5 -	25.201	122.4	33.698	109.4	28.468	112.9	1:27.367 (3)	91.72	0.691	13:51:22.953			
6 -	24.942	123.8	33.265	108.5	28.469	113.7	1:26.676 (1)	92.45		13:52:49.629			
7 -	25.055	122.0	33.549	108.2	29.175	113.1	1:27.779	91.29	1.103	13:54:17.408			
8 -	24.970	121.7	33.790	107.8	28.911	113.7	1:27.671	91.40	0.995	13:55:45.079			
9 -	25.481	122.6	33.571	108.2	28.834	114.1	1:27.886	91.18	1.210	13:57:12.965			
10 -	25.137	121.1	33.690	108.2	28.866	114.1	1:27.693	91.38	1.017	13:58:40.658			
11 -	25.093	119.8	33.457	108.5	29.027	114.1	1:27.577	91.50	0.901	14:00:08.235			
12 -	25.222	121.7	33.794	108.0	28.797	114.5	1:27.813	91.25	1.137	14:01:36.048			
13 -	25.128	124.7	33.507	108.5	28.815	114.1	1:27.450	91.63	0.774	14:03:03.498			
14 -	25.095	124.5	33.717	107.8	29.153	114.3	1:27.965	91.09	1.289	14:04:31.463			

BRSCC TCR UK Race Day - Oulton Park

TCR UK Championship

RACE 2 - SECTOR ANALYSIS



SECTOR 1 = FL to I1, SECTOR 2 = I1 to I2, SECTOR 3 = I2 to FL, DIFF = Difference To Personal Best Lap, P = Crossed Finish Line in Pit Lane, D = Time Disallowed

P4 117 Adam SHEPHERD		Cupra Leon Competición TCR - Area Motorsport with Shepherd									
IDEAL LAP TIME : 1:27.094		BEST LAP TIME : 1:27.438				DIFFERENCE : 0.344					
LAP	SECTOR 1	SECTOR 2		SECTOR 3		LAP TIME	MPH	DIFF	TIME OF DAY		
1 -	114.7	33.799	107.2	29.076	110.5	1:35.184	84.19	7.746	13:45:31.861		
2 -	26.082 114.7	33.757 107.5	28.606	112.7	29.349	1:28.445	90.60	1.007	13:47:00.306		
3 -	25.418 119.1	33.604 107.0	28.915 112.5	1:27.937	91.12	0.499	13:48:28.243				
4 -	25.149 124.2	34.769 106.3	28.726 112.7	1:28.644	90.40	1.206	13:49:56.887				
5 -	25.314 120.2	34.380 107.2	29.349 112.2	1:29.043	89.99	1.605	13:51:25.930				
6 -	25.883 113.1	33.863 106.3	28.849 112.4	1:28.595	90.45	1.157	13:52:54.525				
7 -	25.212 117.5	33.555	106.5	28.911 112.2	1:27.678 (3)	91.39	0.240	13:54:22.203			
8 -	25.118 121.5	33.966 106.8	29.004 111.8	1:28.088	90.97	0.650	13:55:50.291				
9 -	25.158 116.7	33.786 106.8	28.675 112.4	1:27.619 (2)	91.45	0.181	13:57:17.910				
10 -	24.933	118.9	33.722 106.6	28.783 112.2	1:27.438 (1)	91.64		13:58:45.348			
11 -	25.379 117.5	33.856 106.8	28.702 112.5	1:27.937	91.12	0.499	14:00:13.285				
12 -	25.126 115.9	33.894 107.0	28.800 112.7	1:27.820	91.25	0.382	14:01:41.105				
13 -	25.369 120.0	33.755 107.0	28.760 112.5	1:27.884	91.18	0.446	14:03:08.989				
14 -	25.215 121.3	33.686 106.6	28.830 112.2	1:27.731	91.34	0.293	14:04:36.720				

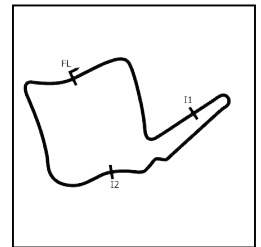
P5 115 Luke SARGEANT		Cupra Leon Competición TCR - Area Motorsport with R.S. Vehic									
IDEAL LAP TIME : 1:26.551		BEST LAP TIME : 1:27.162				DIFFERENCE : 0.611					
LAP	SECTOR 1	SECTOR 2		SECTOR 3		LAP TIME	MPH	DIFF	TIME OF DAY		
1 -	113.1	34.881	108.5	32.241	112.0	1:40.168	80.00	13.006	13:45:36.845		
2 -	26.192 122.6	34.024 104.3	29.386 113.3	1:29.602	89.43	2.440	13:47:06.447				
3 -	25.637 121.5	33.854 108.0	28.781 113.3	1:28.272	90.78	1.110	13:48:34.719				
4 -	25.398 122.9	33.423 108.4	28.535 113.3	1:27.356	91.73	0.194	13:50:02.075				
5 -	25.564 121.1	33.928 108.2	28.776 113.1	1:28.268	90.78	1.106	13:51:30.343				
6 -	25.646 124.7	33.283	108.4	28.803 112.4	1:27.732	91.34	0.570	13:52:58.075			
7 -	25.237 124.0	33.487 107.8	28.980 112.4	1:27.704	91.37	0.542	13:54:25.779				
8 -	25.240 122.4	33.665 108.2	28.771 113.7	1:27.676	91.40	0.514	13:55:53.455				
9 -	25.256 124.0	33.518 108.2	28.395	114.1	1:27.169 (2)	91.93	0.007	13:57:20.624			
10 -	25.145 123.8	33.491 108.7	28.526 113.9	1:27.162 (1)	91.93		13:58:47.786				
11 -	25.063 123.8	33.692 108.4	28.551 113.7	1:27.306	91.78	0.144	14:00:15.092				
12 -	24.873	120.6	33.873 108.7	28.634 114.1	1:27.380	91.70	0.218	14:01:42.472			
13 -	24.973 123.8	33.742 108.9	28.539 114.7	1:27.254 (3)	91.84	0.092	14:03:09.726				
14 -	25.181 117.1	33.950 108.7	28.967 113.1	1:28.098	90.96	0.936	14:04:37.824				

P6 285 Darron LEWIS		Hyundai i30 N TCR - DLR with JH Racing									
IDEAL LAP TIME : 1:26.973		BEST LAP TIME : 1:27.054				DIFFERENCE : 0.081					
LAP	SECTOR 1	SECTOR 2		SECTOR 3		LAP TIME	MPH	DIFF	TIME OF DAY		
1 -	112.4	34.859	107.5	29.545	112.7	1:37.733	81.99	10.679	13:45:34.410		
2 -	28.316 120.9	34.189 105.3	28.881 113.1	1:31.386	87.68	4.332	13:47:05.796				
3 -	25.173 120.0	33.498 107.7	28.607 112.7	1:27.278 (3)	91.81	0.224	13:48:33.074				
4 -	25.112 120.0	33.463	107.7	28.644 112.7	1:27.219 (2)	91.87	0.165	13:50:00.293			
5 -	25.145 115.3	33.539 107.8	28.751 113.5	1:27.435	91.65	0.381	13:51:27.728				
6 -	25.166 115.7	33.572 108.0	28.690 113.1	1:27.428	91.65	0.374	13:52:55.156				
7 -	25.097 120.0	33.903 107.0	29.042 112.9	1:28.042	91.02	0.988	13:54:23.198				
8 -	25.439 116.3	34.001 107.7	28.942 112.4	1:28.382	90.67	1.328	13:55:51.580				
9 -	25.310 116.1	33.766 107.8	28.660 113.1	1:27.736	91.33	0.682	13:57:19.316				
10 -	24.985	120.6	33.544 108.0	28.525	112.9	1:27.054 (1)	92.05		13:58:46.370		
11 -	25.198 116.1	33.873 107.8	28.590 113.7	1:27.661	91.41	0.607	14:00:14.031				
12 -	25.202 114.5	33.938 107.7	28.562 113.1	1:27.702	91.37	0.648	14:01:41.733				
13 -	25.256 118.5	33.746 107.7	28.532 113.7	1:27.534	91.54	0.480	14:03:09.267				
14 -	25.347 117.3	33.944 107.7	28.740 112.0	1:28.031	91.03	0.977	14:04:37.298				

BRSCC TCR UK Race Day - Oulton Park

TCR UK Championship

RACE 2 - SECTOR ANALYSIS



SECTOR 1 = FL to I1, SECTOR 2 = I1 to I2, SECTOR 3 = I2 to FL, DIFF = Difference To Personal Best Lap, P = Crossed Finish Line in Pit Lane, D = Time Disallowed

P7		27 Gen1		Will BEECH		Volkswagen Golf GTI TCR - Capture Motorsport				
IDEAL LAP TIME : 1:28.386		BEST LAP TIME : 1:28.567		DIFFERENCE : 0.181						
LAP	SECTOR 1		SECTOR 2		SECTOR 3		LAP TIME	MPH	DIFF	TIME OF DAY
1 -		117.7	35.840	104.0	30.208	110.9	1:40.912	79.41	12.345	13:45:37.589
2 -	26.390	116.7	34.548	105.1	29.513	112.4	1:30.451	88.59	1.884	13:47:08.040
3 -	26.028	119.4	34.408	105.6	29.559	112.4	1:29.995	89.04	1.428	13:48:38.035
4 -	25.735	120.6	34.362	106.6	29.326	112.4	1:29.423	89.61	0.856	13:50:07.458
5 -	26.091	116.3	34.223	106.5	29.319	111.6	1:29.633	89.40	1.066	13:51:37.091
6 -	25.938	118.7	33.771	106.0	29.140	111.6	1:28.849 (2)	90.19	0.282	13:53:05.940
7 -	25.552	122.6	33.795	106.3	30.249	111.4	1:29.596	89.44	1.029	13:54:35.536
8 -	25.744	118.7	33.795	106.1	29.867	112.2	1:29.406	89.63	0.839	13:56:04.942
9 -	25.890	122.0	34.515	106.3	29.764	111.8	1:30.169	88.87	1.602	13:57:35.111
10 -	25.715	119.6	34.503	104.5	29.931	112.4	1:30.149	88.89	1.582	13:59:05.260
11 -	25.991	118.3	34.828	105.5	29.385	112.7	1:30.204	88.83	1.637	14:00:35.464
12 -	25.548	120.2	34.205	106.0	29.464	113.5	1:29.217 (3)	89.82	0.650	14:02:04.681
13 -	25.526	120.0	33.952	106.6	29.089	113.9	1:28.567 (1)	90.48		14:03:33.248
14 -	26.341	115.3	34.819	104.6	29.594	112.7	1:30.754	88.30	2.187	14:05:04.002

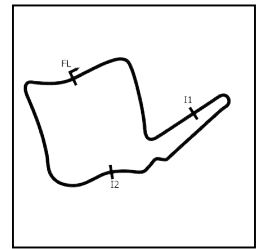
P8		22 Gen1		Rick KERRY		Cupra TCR - EDF Motorsport				
IDEAL LAP TIME : 1:29.009		BEST LAP TIME : 1:29.254		DIFFERENCE : 0.245						
LAP	SECTOR 1		SECTOR 2		SECTOR 3		LAP TIME	MPH	DIFF	TIME OF DAY
1 -		116.3	36.335	105.0	30.149	111.8	1:41.545	78.91	12.291	13:45:38.222
2 -	26.848	113.7	34.824	107.3	29.465	112.0	1:31.137	87.92	1.883	13:47:09.359
3 -	26.647	118.5	34.218	106.8	29.283	111.8	1:30.148	88.89	0.894	13:48:39.507
4 -	26.081	120.2	34.912	106.1	29.305	111.6	1:30.298	88.74	1.044	13:50:09.805
5 -	26.123	121.1	34.328	106.8	29.202	111.6	1:29.653	89.38	0.399	13:51:39.458
6 -	25.902	119.4	34.297	106.5	29.956	110.3	1:30.155	88.88	0.901	13:53:09.613
7 -	25.794	121.3	34.917	107.0	29.660	111.1	1:30.371	88.67	1.117	13:54:39.984
8 -	26.037	119.8	34.774	107.0	30.194	110.0	1:31.005	88.05	1.751	13:56:10.989
9 -	25.935	121.5	34.653	106.3	29.685	111.2	1:30.273	88.77	1.019	13:57:41.262
10 -	26.000	119.4	34.402	106.6	29.376	111.6	1:29.778	89.26	0.524	13:59:11.040
11 -	25.915	116.9	34.321	105.6	29.260	111.6	1:29.496 (2)	89.54	0.242	14:00:40.536
12 -	26.057	120.0	34.278	106.3	29.281	111.8	1:29.616 (3)	89.42	0.362	14:02:10.152
13 -	25.855	119.4	34.325	106.5	29.074	112.2	1:29.254 (1)	89.78		14:03:39.406
14 -	25.717	122.4	34.652	106.1	29.356	111.2	1:29.725	89.31	0.471	14:05:09.131

P9		100		Steve LAIDLAW		Hyundai i30 N TCR - Capture Motorsport				
IDEAL LAP TIME : 1:28.392		BEST LAP TIME : 1:28.784		DIFFERENCE : 0.392						
LAP	SECTOR 1		SECTOR 2		SECTOR 3		LAP TIME	MPH	DIFF	TIME OF DAY
1 -		115.9	39.595	105.5	31.187	111.6	1:47.139	74.79	18.355	13:45:43.816
2 -	27.457	118.1	34.827	105.6	29.752	112.4	1:32.036	87.07	3.252	13:47:15.852
3 -	26.484	118.9	34.389	107.2	30.133	111.2	1:31.006	88.05	2.222	13:48:46.858
4 -	26.459	120.4	34.106	106.6	29.299	112.0	1:29.864	89.17	1.080	13:50:16.722
5 -	26.212	120.6	34.183	105.6	29.168	112.0	1:29.563	89.47	0.779	13:51:46.285
6 -	26.006	122.2	34.323	105.8	29.262	111.8	1:29.591	89.44	0.807	13:53:15.876
7 -	25.988	122.4	34.278	106.1	30.481	111.6	1:30.747	88.30	1.963	13:54:46.623
8 -	25.896	122.6	34.108	106.6	29.704	112.2	1:29.708	89.32	0.924	13:56:16.331
9 -	25.863	121.3	34.008	106.5	28.913	112.0	1:28.784 (1)	90.25		13:57:45.115
10 -	25.678	122.6	33.978	107.3	29.190	111.8	1:28.846 (2)	90.19	0.062	13:59:13.961
11 -	25.998	120.6	34.159	107.2	29.448	111.8	1:29.605	89.43	0.821	14:00:43.566
12 -	25.806	122.0	33.954	106.8	29.287	112.7	1:29.047 (3)	89.99	0.263	14:02:12.613
13 -	26.196	122.2	33.801	107.3	29.592	112.5	1:29.589	89.44	0.805	14:03:42.202
14 -	25.838	122.4	34.679	106.3	29.336	112.7	1:29.853	89.18	1.069	14:05:12.055

BRSCC TCR UK Race Day - Oulton Park

TCR UK Championship

RACE 2 - SECTOR ANALYSIS



SECTOR 1 = FL to I1, SECTOR 2 = I1 to I2, SECTOR 3 = I2 to FL, DIFF = Difference To Personal Best Lap, P = Crossed Finish Line in Pit Lane, D = Time Disallowed

P10 81 Gen1 Stewart LINES		Audi RS3 LMS TCR Seq - Maximum Motorsport with MPH Racir								
IDEAL LAP TIME : 1:30.190		BEST LAP TIME : 1:30.414			DIFFERENCE : 0.224					
LAP	SECTOR 1		SECTOR 2		SECTOR 3		LAP TIME	MPH	DIFF	TIME OF DAY
1 -		108.5	37.313	104.0	30.948	110.5	1:45.403	76.02	14.989	13:45:42.080
2 -	27.024	114.3	35.061	105.6	30.258	111.1	1:32.343	86.78	1.929	13:47:14.423
3 -	26.643	116.9	34.738	104.3	30.430	111.6	1:31.811	87.28	1.397	13:48:46.234
4 -	27.391	101.2	35.190	105.3	30.108	111.8	1:32.689	86.45	2.275	13:50:18.923
5 -	26.479	117.9	34.729	104.5	30.047	110.9	1:31.255	87.81	0.841	13:51:50.178
6 -	26.336	120.0	34.465	104.5	30.007	111.8	1:30.808	88.24	0.394	13:53:20.986
7 -	26.449	118.1	34.324	106.0	30.886	111.4	1:31.659	87.42	1.245	13:54:52.645
8 -	26.626	113.5	34.649	105.3	30.685	110.9	1:31.960	87.14	1.546	13:56:24.605
9 -	26.736	117.5	34.500	105.0	30.053	111.8	1:31.289	87.78	0.875	13:57:55.894
10 -	26.293	117.9	34.409	105.1	29.881	111.2	1:30.583	88.46	0.169	13:59:26.477
11 -	26.592	120.0	34.222	105.8	29.739	111.8	1:30.553 (3)	88.49	0.139	14:00:57.030
12 -	26.468	117.5	34.249	105.8	29.697	111.6	1:30.414 (1)	88.63		14:02:27.444
13 -	26.271	121.7	34.447	105.8	29.756	111.6	1:30.474 (2)	88.57	0.060	14:03:57.918
14 -	26.473	118.9	34.728	105.0	29.969	111.2	1:31.170	87.89	0.756	14:05:29.088

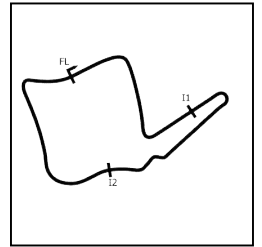
P11 77 Gen1 Mark SMITH		Cupra TCR - Richmond Fire Motorsport								
IDEAL LAP TIME : 1:29.710		BEST LAP TIME : 1:29.886			DIFFERENCE : 0.176					
LAP	SECTOR 1		SECTOR 2		SECTOR 3		LAP TIME	MPH	DIFF	TIME OF DAY
1 -		92.5	37.185	102.7	31.161	110.5	1:46.729	75.08	16.843	13:45:43.406
2 -	28.193	97.6	35.553	103.2	30.271	111.8	1:34.017	85.23	4.131	13:47:17.423
3 -	27.339	109.6	35.255	102.9	30.460	110.3	1:33.054	86.11	3.168	13:48:50.477
4 -	26.675	115.7	34.868	105.5	29.882	112.7	1:31.425	87.65	1.539	13:50:21.902
5 -	26.468	115.7	34.521	105.3	29.776	111.6	1:30.765	88.28	0.879	13:51:52.667
6 -	26.597	114.9	34.807	105.3	29.902	111.4	1:31.306	87.76	1.420	13:53:23.973
7 -	26.440	120.9	34.769	104.6	30.377	112.0	1:31.586	87.49	1.700	13:54:55.559
8 -	26.560	118.3	34.471	105.5	30.144	111.1	1:31.175	87.89	1.289	13:56:26.734
9 -	27.162	117.7	34.467	105.6	29.626	110.3	1:31.255	87.81	1.369	13:57:57.989
10 -	26.234	119.1	34.437	106.6	29.290	111.8	1:29.961 (2)	89.07	0.075	13:59:27.950
11 -	26.216	120.4	34.323	105.6	29.590	111.8	1:30.129 (3)	88.91	0.243	14:00:58.079
12 -	26.316	115.5	34.611	106.1	29.297	111.6	1:30.224	88.81	0.338	14:02:28.303
13 -	26.252	119.6	34.204	105.6	29.430	112.2	1:29.886 (1)	89.15		14:03:58.189
14 -	27.194	117.5	34.485	105.1	29.537	112.2	1:31.216	87.85	1.330	14:05:29.405

P12 16 Callum NEWSHAM		Hyundai i30 N TCR - JH Racing								
IDEAL LAP TIME : 1:26.245		BEST LAP TIME : 1:26.348			DIFFERENCE : 0.103					
LAP	SECTOR 1		SECTOR 2		SECTOR 3		LAP TIME	MPH	DIFF	TIME OF DAY
1 -		119.6	34.580	108.4	29.229	114.5	1:36.232	83.27	9.884	13:45:32.909
2 -	42.948	86.2	48.927	46.9	IN PIT		2:23.369 P	55.89	57.021	13:47:56.278
3 -	OUTLAP	114.7	34.401	106.5	28.893	114.1	3:03.730	43.61	1:37.382	13:51:00.008
4 -	25.766	122.9	33.176	108.0	28.874	113.7	1:27.816	91.25	1.468	13:52:27.824
5 -	25.557	122.0	33.390	108.4	29.435	113.7	1:28.382	90.67	2.034	13:53:56.206
6 -	25.053	124.5	33.186	108.2	28.988	113.9	1:27.227	91.87	0.879	13:55:23.433
7 -	25.325	123.1	33.082	108.4	28.652	114.1	1:27.059	92.04	0.711	13:56:50.492
8 -	25.003	123.5	32.867	108.4	28.478	113.9	1:26.348 (1)	92.80		13:58:16.840
9 -	25.082	123.5	33.053	108.2	28.375	113.9	1:26.510 (2)	92.63	0.162	13:59:43.350
10 -	25.067	123.8	33.001	108.4	28.443	114.1	1:26.511 (3)	92.63	0.163	14:01:09.861
11 -	25.120	124.2	33.257	108.2	28.375	114.1	1:26.752	92.37	0.404	14:02:36.613
12 -	25.112	122.6	33.128	108.4	28.502	113.5	1:26.742	92.38	0.394	14:04:03.355
13 -	25.231	122.4	33.197	108.4	28.398	113.9	1:26.826	92.29	0.478	14:05:30.181

BRSCC TCR UK Race Day - Oulton Park

TCR UK Championship

RACE 2 - SECTOR ANALYSIS



SECTOR 1 = FL to I1, SECTOR 2 = I1 to I2, SECTOR 3 = I2 to FL, DIFF = Difference To Personal Best Lap, P = Crossed Finish Line in Pit Lane, D = Time Disallowed

P13 7 Will POWELL		Honda Civic Type R FK7 TCR - Go-Fix Honda by Sport77								
IDEAL LAP TIME : 1:27.802		BEST LAP TIME : 1:27.847			DIFFERENCE : 0.045					
LAP	SECTOR 1	SECTOR 2		SECTOR 3		LAP TIME	MPH	DIFF	TIME OF DAY	
1 -	116.9	1:20.315	104.6	IN PIT		2:36.210	P 51.30	1:08.363	13:46:32.887	
2 -	OUTLAP	106.3	35.434	91.6	30.440	112.5	2:55.555	45.64	1:27.708 13:49:28.442	
3 -	26.518	115.9	34.639	106.5	29.100	112.4	1:30.257	88.78	2.410	13:50:58.699
4 -	25.772	122.2	34.140	106.3	28.865	112.9	1:28.777	90.26	0.930	13:52:27.476
5 -	25.709	119.8	34.615	107.3	30.259	112.7	1:30.583	88.46	2.736	13:53:58.059
6 -	25.680	122.2	34.045	107.2	29.375	112.5	1:29.100	89.93	1.253	13:55:27.159
7 -	25.632	120.2	33.958	107.5	29.071	112.4	1:28.661	90.38	0.814	13:56:55.820
8 -	25.584	121.7	34.033	106.8	29.044	112.0	1:28.661	90.38	0.814	13:58:24.481
9 -	25.303	122.6	33.667	107.3	28.877	112.4	1:27.847 (1)	91.22		13:59:52.328
10 -	25.270	123.3	33.836	106.6	28.919	112.4	1:28.025 (2)	91.03	0.178	14:01:20.353
11 -	25.444	121.5	33.960	106.8	29.224	112.5	1:28.628	90.41	0.781	14:02:48.981
12 -	25.331	122.2	33.926	106.8	29.130	112.2	1:28.387 (3)	90.66	0.540	14:04:17.368
13 -	25.801	120.6	34.204	107.2	29.081	111.4	1:29.086	89.95	1.239	14:05:46.454

P14 28 Bradley THURSTON		Honda Civic Type R FK7 TCR - Go-Fix Honda by Sport77								
IDEAL LAP TIME : 1:33.388		BEST LAP TIME : 1:33.388			DIFFERENCE : 0.000					
LAP	SECTOR 1	SECTOR 2		SECTOR 3		LAP TIME	MPH	DIFF	TIME OF DAY	
1 -	117.5	41.178	104.2	31.424	111.4	1:48.646	73.75	15.258	13:45:45.323	
2 -	29.027	109.8	36.123	105.0	31.014	111.2	1:36.164	83.33	2.776	13:47:21.487
3 -	27.802	113.3	36.080	102.7	30.747	111.6	1:34.629 (3)	84.68	1.241	13:48:56.116
4 -	27.750	114.7	35.931	104.0	30.907	110.9	1:34.588 (2)	84.72	1.200	13:50:30.704
5 -	27.578	113.5	35.267	104.6	30.543	111.1	1:33.388 (1)	85.80		13:52:04.092
6 -	27.816	114.7	36.163	103.5	30.687	110.9	1:34.666	84.65	1.278	13:53:38.758
7 -	28.108	110.3	35.901	103.5	34.830	109.1	1:38.839	81.07	5.451	13:55:17.597
8 -	38.247	70.7	41.712	83.9	IN PIT		2:03.748	P 64.75	30.360	13:57:21.345

P15 19 Gen1 Jeff ALDEN		Opel Astra TCR - Matrix Motorsport wih DW Racing								
IDEAL LAP TIME :		BEST LAP TIME :			DIFFERENCE :					
LAP	SECTOR 1	SECTOR 2		SECTOR 3		LAP TIME	MPH	DIFF	TIME OF DAY	
1 -	78.9	50.082	67.2	IN PIT		2:34.565	P 51.84		13:46:31.242	
2 -	OUTLAP	82.4	46.619	68.4	IN PIT		3:11.163	P 41.92		13:49:42.405
3 -	OUTLAP	95.7	39.250	93.5	IN PIT		4:23.667	P 30.39		13:54:06.072

BRSCC TCR UK Race Day - Oulton Park

TCR UK Championship

RACE 2 - BEST SECTORS

SECTOR 1			SECTOR 2			SECTOR 3			IDEAL / BEST COMPARISON						
POS	NO	NAME	TIME	NO	NAME	TIME	NO	NAME	TIME	POS	NO	NAME	IDEAL	BEST	DIFF
													PERFECT LAP	1:25.920	
1	99	MARSHALL-BIRKS	24.772	16	NEWSHAM	32.867	99	MARSHALL-BIRKS	28.281	1	99	MARSHALL-BIRKS	1:26.120	1:26.273	0.153
2	115	SARGEANT	24.873	1	BOARDLEY	32.939	16	NEWSHAM	28.375	2	16	NEWSHAM	1:26.245	1:26.348	0.103
3	117	SHEPHERD	24.933	99	MARSHALL-BIRKS	33.067	115	SARGEANT	28.395	3	1	BOARDLEY	1:26.408	1:26.590	0.182
4	17	HUTCHISON	24.942	17	HUTCHISON	33.265	17	HUTCHISON	28.429	4	115	SARGEANT	1:26.551	1:27.162	0.611
5	285	LEWIS	24.985	115	SARGEANT	33.283	1	BOARDLEY	28.442	5	17	HUTCHISON	1:26.636	1:26.676	0.040
6	16	NEWSHAM	25.003	285	LEWIS	33.463	285	LEWIS	28.525	6	285	LEWIS	1:26.973	1:27.054	0.081
7	1	BOARDLEY	25.027	117	SHEPHERD	33.555	117	SHEPHERD	28.606	7	117	SHEPHERD	1:27.094	1:27.438	0.344
8	7	POWELL	25.270	7	POWELL	33.667	7	POWELL	28.865	8	7	POWELL	1:27.802	1:27.847	0.045
9	27	BEECH	25.526	27	BEECH	33.771	100	LAIDLAW	28.913	9	27	BEECH	1:28.386	1:28.567	0.181
10	100	LAIDLAW	25.678	100	LAIDLAW	33.801	22	KERRY	29.074	10	100	LAIDLAW	1:28.392	1:28.784	0.392
11	22	KERRY	25.717	77	SMITH	34.204	27	BEECH	29.089	11	22	KERRY	1:29.009	1:29.254	0.245
12	77	SMITH	26.216	22	KERRY	34.218	77	SMITH	29.290	12	77	SMITH	1:29.710	1:29.886	0.176
13	81	LINES	26.271	81	LINES	34.222	81	LINES	29.697	13	81	LINES	1:30.190	1:30.414	0.224
14	28	THURSTON	27.578	28	THURSTON	35.267	28	THURSTON	30.543	14	28	THURSTON	1:33.388	1:33.388	0.000
15				19	ALDEN	39.250				15	19	ALDEN			

BRSCC TCR UK Race Day - Oulton Park

TCR UK Championship

RACE 2 - BEST SPEEDS

POS	INTERMEDIATE 1			INTERMEDIATE 2			FINISH LINE		
	NO	NAME	MPH	NO	NAME	MPH	NO	NAME	MPH
1	1	BOARDLEY	124.9	1	BOARDLEY	109.4	99	MARSHALL-BIRKS	115.5
2	99	MARSHALL-BIRKS	124.9	17	HUTCHISON	109.4	1	BOARDLEY	115.1
3	17	HUTCHISON	124.7	99	MARSHALL-BIRKS	109.1	115	SARGEANT	114.7
4	115	SARGEANT	124.7	115	SARGEANT	108.9	17	HUTCHISON	114.5
5	16	NEWSHAM	124.5	16	NEWSHAM	108.4	16	NEWSHAM	114.5
6	117	SHEPHERD	124.2	285	LEWIS	108.0	27	BEECH	113.9
7	7	POWELL	123.3	117	SHEPHERD	107.5	285	LEWIS	113.7
8	27	BEECH	122.6	7	POWELL	107.5	7	POWELL	112.9
9	100	LIDLAW	122.6	22	KERRY	107.3	117	SHEPHERD	112.7
10	22	KERRY	122.4	100	LIDLAW	107.3	100	LIDLAW	112.7
11	81	LINES	121.7	27	BEECH	106.6	77	SMITH	112.7
12	285	LEWIS	120.9	77	SMITH	106.6	22	KERRY	112.2
13	77	SMITH	120.9	81	LINES	106.0	81	LINES	111.8
14	28	THURSTON	117.5	28	THURSTON	105.0	28	THURSTON	111.6
15	19	ALDEN	95.7	19	ALDEN	93.5			

BRSCC TCR UK Race Day - Oulton Park

TCR UK Championship

RACE 2 - STATISTICS

Competitors Started	15
Planned Start	2024-06-08 @ 13:45:00.000
Actual Start	2024-06-08 @ 13:43:56.676
Finish Time	2024-06-08 @ 14:04:23.423
Track Length	2.2260mi.
Total Laps	191
Total Distance Covered	425.1660mi.

Session Fastest Lap History

NO	CL	NAME	LAP TIME	TIME OF DAY	LAP	VEHICLE
117		Adam SHEPHERD	1:35.184	13:45:31.860	1	Cupra Leon Competición TCR
1		Carl BOARDLEY	1:27.825	13:46:59.716	2	Cupra Leon Competición TCR
1		Carl BOARDLEY	1:27.627	13:48:27.337	3	Cupra Leon Competición TCR
17		Brad HUTCHISON	1:27.574	13:48:28.456	3	Cupra Leon Competición TCR
285		Darron LEWIS	1:27.278	13:48:33.072	3	Hyundai i30 N TCR
17		Brad HUTCHISON	1:27.128	13:49:55.585	4	Cupra Leon Competición TCR
1		Carl BOARDLEY	1:27.010	13:51:21.819	5	Cupra Leon Competición TCR
1		Carl BOARDLEY	1:26.920	13:52:48.739	6	Cupra Leon Competición TCR
17		Brad HUTCHISON	1:26.676	13:52:49.627	6	Cupra Leon Competición TCR
99		Joe MARSHALL-BIRKS	1:26.273	13:52:49.925	6	Audi RS3 LMS TCR Gen II

Session Leader History

NO	CL	NAME	FROM LAP	LAPS LED	DISTANCE	VEHICLE
117		Adam SHEPHERD	1	1	2.22 miles	Cupra Leon Competición TCR
1		Carl BOARDLEY	2	13	28.93 miles	Cupra Leon Competición TCR

Flag History

TYPE	TIME OF DAY
GREEN	13:43:56.676
FINISH	14:04:23.423

Flag Statistics

TYPE	COUNT	TOTAL LAPS	TOTAL TIME
Green	1	14	22:33.543
Red	0	0	0.000
Safety Car	0	0	0.000
FCY	0	0	0.000

BRSCC TCR UK Race Day - Oulton Park

TCR UK Championship

RACE 2 - STATISTICS

CLASS :

10 Starters

Fastest Lap History

NO	NAME	LAP TIME	TIME OF DAY	LAP	VEHICLE
117	Adam SHEPHERD	1:35.184	13:45:31.860	1	Cupra Leon Competición TCR
1	Carl BOARDLEY	1:27.825	13:46:59.716	2	Cupra Leon Competición TCR
1	Carl BOARDLEY	1:27.627	13:48:27.337	3	Cupra Leon Competición TCR
17	Brad HUTCHISON	1:27.574	13:48:28.456	3	Cupra Leon Competición TCR
285	Darron LEWIS	1:27.278	13:48:33.072	3	Hyundai i30 N TCR
17	Brad HUTCHISON	1:27.128	13:49:55.585	4	Cupra Leon Competición TCR
1	Carl BOARDLEY	1:27.010	13:51:21.819	5	Cupra Leon Competición TCR
1	Carl BOARDLEY	1:26.920	13:52:48.739	6	Cupra Leon Competición TCR
17	Brad HUTCHISON	1:26.676	13:52:49.627	6	Cupra Leon Competición TCR
99	Joe MARSHALL-BIRKS	1:26.273	13:52:49.925	6	Audi RS3 LMS TCR Gen II

Leader History

NO	NAME	FROM LAP	LAPS LED	DISTANCE	VEHICLE
117	Adam SHEPHERD	1	1	2.22 miles	Cupra Leon Competición TCR
1	Carl BOARDLEY	2	13	28.93 miles	Cupra Leon Competición TCR

BRSCC TCR UK Race Day - Oulton Park

TCR UK Championship

RACE 2 - STATISTICS

CLASS : Gen1

5 Starters

Fastest Lap History

NO	NAME	LAP TIME	TIME OF DAY	LAP	VEHICLE
27	Will BEECH	1:40.912	13:45:37.589	1	Volkswagen Golf GTI TCR
27	Will BEECH	1:30.451	13:47:08.039	2	Volkswagen Golf GTI TCR
27	Will BEECH	1:29.995	13:48:38.034	3	Volkswagen Golf GTI TCR
27	Will BEECH	1:29.423	13:50:07.457	4	Volkswagen Golf GTI TCR
27	Will BEECH	1:28.849	13:53:05.939	6	Volkswagen Golf GTI TCR
27	Will BEECH	1:28.567	14:03:33.242	13	Volkswagen Golf GTI TCR

Leader History

NO	NAME	FROM LAP	LAPS LED	DISTANCE	VEHICLE
27	Will BEECH	1	14	31.16 miles	Volkswagen Golf GTI TCR

BRSCC TCR UK Race Day - Oulton Park
 TCR UK Championship
 RACE 7 - GRID (17 minutes) - AMENDED



ROW 8	15	19 Jeff ALDEN	14	28 Bradley THURSTON
ROW 7	13	7 Will POWELL	12	99 Joe MARSHALL-BIRKS
ROW 6	11	16 Callum NEWSHAM	10	77 Mark SMITH
ROW 5	9	1 Carl BOARDLEY	8	17 Brad HUTCHISON
ROW 4	7	117 Adam SHEPHERD	6	115 Luke SARGEANT
ROW 3	5	285 Darron LEWIS	4	27 Will BEECH
ROW 2	3	22 Rick KERRY	2	100 Steve LAIDLAW
ROW 1	1	81 Stewart LINES		
Pole				

Comments:
 Car 99 - 3 place grid penalty - Q12.21.4 - Causing a collision

These results are provisional until the conclusion of any judicial and technical matters.

Oulton Park Island: 2.2260 miles

Clerk Of Course: Andy Holley	Stewards:	Timekeeper: Richard Lomax	
------------------------------	-----------	---------------------------	--

Results can be found at www.tsl-timing.com

Printed - 15:36 Saturday, 08 June 2024



BRSCC TCR UK Race Day - Oulton Park

TCR UK Championship

RACE 7 - CLASSIFICATION - AMENDED 2

Race Distance: 9 Laps / 20.03 miles



POS	NO	CL	PIC	NAME	ENTRY	LAPS	TIME	GAP	DIFF	MPH	BEST	ON
1	117*		1	Adam SHEPHERD	Cupra Leon Competición TCR - Area Motorsport with Sheph	9	16:22.413			73.41	1:26.482	8
2	1		2	Carl BOARDLEY	Cupra Leon Competición TCR - CBM with Hart GT	9	16:22.888	0.475	0.475	73.37	1:26.268	9
3	285		3	Darron LEWIS	Hyundai i30 N TCR - DLR with JH Racing	9	16:23.897	1.484	1.009	73.30	1:26.609	9
4	16		4	Callum NEWSHAM	Hyundai i30 N TCR - JH Racing	9	16:25.347	2.934	1.450	73.19	1:26.730	8
5	115		5	Luke SARGEANT	Cupra Leon Competición TCR - Area Motorsport with R.S. V	9	16:27.337	4.924	1.990	73.04	1:27.005	9
6	100		6	Steve LAIDLAW	Hyundai i30 N TCR - Capture Motorsport	9	16:29.726	7.313	2.389	72.87	1:28.458	9
7	22	Gen1	1	Rick KERRY	Cupra TCR - EDF Motorsport	9	16:34.574	12.161	4.848	72.51	1:29.292	9
8	81	Gen1	2	Stewart LINES	Audi RS3 LMS TCR Seq - Maximum Motorsport with MPH R	9	16:35.346	12.933	0.772	72.45	1:30.365	9
9	28		7	Bradley THURSTON	Honda Civic Type R FK7 TCR - Go-Fix Honda by Sport77	9	16:35.753	13.340	0.407	72.42	1:29.861	9

NOT CLASSIFIED

DNF	17			Brad HUTCHISON	Cupra Leon Competición TCR - Bond It with MPH Racing	7	15:02.298	2 Laps	2 Laps	62.16	1:27.039	3
DNF	77	Gen1		Mark SMITH	Cupra TCR - Richmond Fire Motorsport	4	7:10.650	5 Laps	3 Laps	74.43	1:30.776	4
DNF	7			Will POWELL	Honda Civic Type R FK7 TCR - Go-Fix Honda by Sport77	1	2:33.079	8 Laps	3 Laps	52.34	2:33.079	1

NOT STARTED

NS	19	Gen1		Jeff ALDEN	Opel Astra TCR - Matrix Motorsport with DW Racing							
NS	27	Gen1		Will BEECH	Volkswagen Golf GTI TCR - Capture Motorsport							
NS	99			Joe MARSHALL-BIRKS	Audi RS3 LMS TCR Gen II - Rob Boston Racing							

FASTEST LAP

	1			Carl BOARDLEY	Cupra Leon Competición TCR - CBM with Hart GT	9	1:26.268			92.89 mph	149.49 kph	
	22	Gen1		Rick KERRY	Cupra TCR - EDF Motorsport	9	1:29.292			89.74 mph	144.43 kph	

Comments:

Cars 27 and 99 took the original start

*Car 117 - 10 seconds previously added to race time now removed. Stewards Decision 3

Weather / Track : Cloudy / Dry

Date: 08/06/2024 Start: 16:47 Finish: 17:03

These results are provisional until the conclusion of any judicial and technical matters.

Oulton Park Island: 2.2260 miles

Clerk Of Course: Andy Holley	Stewards:	Timekeeper: Richard Lomax	
------------------------------	-----------	---------------------------	--

Results can be found at www.tsl-timing.com

Printed - 19:47 Saturday, 08 June 2024



BRSCC TCR UK Race Day - Oulton Park

TCR UK Championship

RACE 7 - LAP CHART

LAP 1 @ 16:49:48.044			LAP 2 @ 16:51:20.700			LAP 3 @ 16:52:50.363			LAP 4 @ 16:54:17.151			LAP 5 @ 16:55:51.154		
NO	BEHIND	LAP TIME	NO	BEHIND	LAP TIME	NO	BEHIND	LAP TIME	NO	BEHIND	LAP TIME	NO	BEHIND	LAP TIME
81		2:21.168	81		1:32.656	117		1:29.172	117		1:26.788	117		1:34.003
100	0.280	2:21.448	100	0.207	1:32.583	81	2.831	1:32.494	1	6.687	1:29.509	1	3.413	1:30.729
22	1.422	2:22.590	285	0.358	1:30.732	100	2.929	1:32.385	285	7.342	1:30.232	285	4.155	1:30.816
285	2.282	2:23.450	117	0.491	1:29.232	115	3.371	1:30.942	100	7.665	1:31.524	16	4.905	1:30.895
115	3.053	2:24.221	115	2.092	1:31.695	285	3.898	1:33.203	115	7.793	1:31.210	100	6.292	1:32.630
117	3.915	2:25.083	22	2.732	1:33.966	1	3.966	1:29.270	81	7.865	1:31.822	115	6.744	1:32.954
1	9.210	2:30.378	1	4.359	1:27.805	16	5.045	1:29.186	16	8.013	1:29.756	81	9.188	1:35.326
77	10.926	2:32.094	16	5.522	1:27.086	22	5.482	1:32.413	22	8.697	1:30.003	22	9.739	1:35.045
16	11.092	2:32.260	77	13.412	1:35.142	17	1 Lap	1:29.342	17	1 Lap	1:27.039	17	1 Lap	1:30.863
7	11.911	2:33.079	28	14.472	1:33.011	77	16.387	1:32.638	77	20.375	1:30.776	28	22.305	1:34.564
28	14.117	2:35.285	17	1 Lap	4:08.606	28	18.044	1:33.235	28	21.744	1:30.488			

BRSCC TCR UK Race Day - Oulton Park

TCR UK Championship

RACE 7 - LAP CHART

LAP 6 @ 16:58:44.551			LAP 7 @ 17:00:56.161			LAP 8 @ 17:02:22.643			LAP 9 @ 17:03:49.289		
NO	BEHIND	LAP TIME	NO	BEHIND	LAP TIME	NO	BEHIND	LAP TIME	NO	BEHIND	LAP TIME
117		2:53.397	117		2:11.610	117		1:26.482	117		1:26.646
1	0.737	2:50.721	1	0.792	2:11.665	1	0.853	1:26.543	1	0.475	1:26.268
285	1.381	2:50.623	285	1.254	2:11.483	285	1.521	1:26.749	285	1.484	1:26.609
16	2.323	2:50.815	16	1.665	2:10.952	16	1.913	1:26.730	16	2.934	1:27.667
100	3.399	2:50.504	100	2.431	2:10.642	115	4.565	1:27.924	115	4.924	1:27.005
115	4.130	2:50.783	115	3.123	2:10.603	100	5.501	1:29.552	100	7.313	1:28.458
81	4.903	2:49.112	81	4.653	2:11.360	17	1 Lap	1:27.536	22	12.161	1:29.292
22	5.564	2:49.222	22	4.931	2:10.977	81	9.214	1:31.043	81	12.933	1:30.365
17	1 Lap	2:48.259	17	1 Lap	2:10.653	22	9.515	1:31.066	28	13.340	1:29.861
28	7.667	2:38.759	28	6.656	2:10.599	28	10.125	1:29.951			

BRSCC TCR UK Race Day - Oulton Park

TCR UK Championship

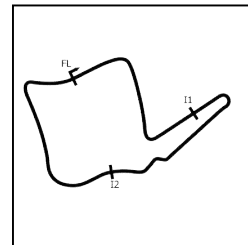
RACE 7 - POSITION CHART

No	Name	Lap Pos	Lap									
			1	2	3	4	5	6	7	8	9	
1	BOARDLEY	1	81	81	117	117	117	117	117	117	117	117
7	POWELL	2	100	100	81	1	1	1	1	1	1	1
16	NEWSHAM	3	22	285	100	285	285	285	285	285	285	285
17	HUTCHISON	4	285	117	115	100	16	16	16	16	16	16
28	THURSTON	5	115	115	285	115	100	100	100	115	115	115
99	MARSHALL-BIRKS	6	117	22	1	81	115	115	115	100	100	100
100	LIDLAW	7	1	1	16	16	81	81	81	81	22	22
115	SARGEANT	8	77	16	22	22	22	22	22	22	81	81
117	SHEPHERD	9	16	77	77	77	28	28	28	28	28	28
285	LEWIS	10	7	28	28	28	17	17	17	17	17	17
19	ALDEN	11	28	17	17	17	17	17	17	17	17	17
22	KERRY	12	17	17	17	17	17	17	17	17	17	17
27	BEECH	13	17	17	17	17	17	17	17	17	17	17
77	SMITH	14	17	17	17	17	17	17	17	17	17	17
81	LINES	15	17	17	17	17	17	17	17	17	17	17

BRSCC TCR UK Race Day - Oulton Park

TCR UK Championship

RACE 7 - SECTOR ANALYSIS



SECTOR 1 = FL to I1, SECTOR 2 = I1 to I2, SECTOR 3 = I2 to FL, DIFF = Difference To Personal Best Lap, P = Crossed Finish Line in Pit Lane, D = Time Disallowed

P1 117 Adam SHEPHERD		Cupra Leon Competición TCR - Area Motorsport with Shepherd								
IDEAL LAP TIME : 1:26.225		BEST LAP TIME : 1:26.482			DIFFERENCE : 0.257					
LAP	SECTOR 1		SECTOR 2		SECTOR 3		LAP TIME	MPH	DIFF	TIME OF DAY
1 -		55.5	44.703	61.2	43.789	110.7	2:25.083	55.23	58.601	16:49:51.959
2 -	25.720	114.5	34.594	105.8	28.918	114.3	1:29.232	89.80	2.750	16:51:21.191
3 -	26.969	105.3	34.021	106.6	28.182	113.3	1:29.172	89.86	2.690	16:52:50.363
4 -	24.950	118.9	33.111	107.5	28.727	112.4	1:26.788 (3)	92.33	0.306	16:54:17.151
5 -	25.042	121.5	33.093	107.5	35.868	58.1	1:34.003	85.24	7.521	16:55:51.154
6 -	54.916	47.0	58.880	45.0	59.601	40.4	2:53.397	46.21	1:26.915	16:58:44.551
7 -	44.382	57.4	44.514	84.3	42.714	111.8	2:11.610	60.88	45.128	17:00:56.161
8 -	25.026	121.5	33.131	107.3	28.325	112.7	1:26.482 (1)	92.66		17:02:22.643
9 -	24.977	121.7	33.234	106.8	28.435	112.0	1:26.646 (2)	92.48	0.164	17:03:49.289

P2 1 Carl BOARDLEY		Cupra Leon Competición TCR - CBM with Hart GT								
IDEAL LAP TIME : 1:26.228		BEST LAP TIME : 1:26.268			DIFFERENCE : 0.040					
LAP	SECTOR 1		SECTOR 2		SECTOR 3		LAP TIME	MPH	DIFF	TIME OF DAY
1 -		63.6	46.453	57.9	39.838	112.9	2:30.378	53.28	1:04.110	16:49:57.254
2 -	25.952	121.5	33.286	108.2	28.567	114.9	1:27.805 (3)	91.26	1.537	16:51:25.059
3 -	25.829	89.1	34.854	107.5	28.587	115.5	1:29.270	89.76	3.002	16:52:54.329
4 -	26.309	122.6	33.998	109.6	29.202	115.1	1:29.509	89.52	3.241	16:54:23.838
5 -	25.219	124.0	33.137	108.0	32.373	55.6	1:30.729	88.32	4.461	16:55:54.567
6 -	53.833	46.5	57.686	48.1	59.202	38.2	2:50.721	46.93	1:24.453	16:58:45.288
7 -	44.314	64.7	45.238	79.5	42.113	114.3	2:11.665	60.86	45.397	17:00:56.953
8 -	25.239	123.3	32.928	109.2	28.376	113.9	1:26.543 (2)	92.59	0.275	17:02:23.496
9 -	24.971	123.1	32.881	108.7	28.416	115.1	1:26.268 (1)	92.89		17:03:49.764

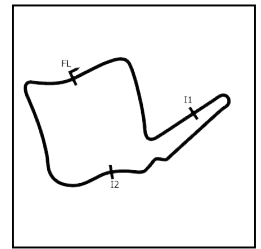
P3 285 Darron LEWIS		Hyundai i30 N TCR - DLR with JH Racing								
IDEAL LAP TIME : 1:26.373		BEST LAP TIME : 1:26.609			DIFFERENCE : 0.236					
LAP	SECTOR 1		SECTOR 2		SECTOR 3		LAP TIME	MPH	DIFF	TIME OF DAY
1 -		72.8	45.830	51.5	43.889	112.9	2:23.450	55.86	56.841	16:49:50.326
2 -	26.684	117.1	34.091	107.7	29.957	112.7	1:30.732	88.32	4.123	16:51:21.058
3 -	28.275	84.8	34.261	107.5	30.667	110.3	1:33.203	85.98	6.594	16:52:54.261
4 -	26.558	115.7	33.988	107.7	29.686	112.2	1:30.232 (3)	88.81	3.623	16:54:24.493
5 -	25.141	121.3	33.313	108.0	32.362	54.6	1:30.816	88.23	4.207	16:55:55.309
6 -	54.107	45.5	58.345	50.7	58.171	38.3	2:50.623	46.96	1:24.014	16:58:45.932
7 -	44.971	67.4	45.076	73.1	41.436	112.7	2:11.483	60.94	44.874	17:00:57.415
8 -	25.172	118.5	33.191	108.7	28.386	113.7	1:26.749 (2)	92.37	0.140	17:02:24.164
9 -	24.969	118.9	33.427	107.8	28.213	113.7	1:26.609 (1)	92.52		17:03:50.773

P4 16 Callum NEWSHAM		Hyundai i30 N TCR - JH Racing								
IDEAL LAP TIME : 1:26.092		BEST LAP TIME : 1:26.730			DIFFERENCE : 0.638					
LAP	SECTOR 1		SECTOR 2		SECTOR 3		LAP TIME	MPH	DIFF	TIME OF DAY
1 -		75.1	45.230	59.8	40.477	113.1	2:32.260	52.63	1:05.530	16:49:59.136
2 -	25.711	123.1	32.951	108.9	28.424	114.5	1:27.086 (2)	92.01	0.356	16:51:26.222
3 -	25.562	87.8	34.590	109.1	29.034	114.5	1:29.186	89.85	2.456	16:52:55.408
4 -	25.986	117.7	34.288	108.2	29.482	114.1	1:29.756	89.28	3.026	16:54:25.164
5 -	25.534	121.3	32.967	108.4	32.394	55.5	1:30.895	88.16	4.165	16:55:56.059
6 -	54.593	45.5	57.944	51.5	58.278	43.7	2:50.815	46.91	1:24.085	16:58:46.874
7 -	44.681	65.4	45.548	73.1	40.723	114.1	2:10.952	61.19	44.222	17:00:57.826
8 -	25.164	117.3	33.374	108.4	28.192	114.5	1:26.730 (1)	92.39		17:02:24.556
9 -	24.949	119.8	33.382	108.7	29.336	113.1	1:27.667 (3)	91.40	0.937	17:03:52.223

BRSCC TCR UK Race Day - Oulton Park

TCR UK Championship

RACE 7 - SECTOR ANALYSIS



SECTOR 1 = FL to I1, SECTOR 2 = I1 to I2, SECTOR 3 = I2 to FL, DIFF = Difference To Personal Best Lap, P = Crossed Finish Line in Pit Lane, D = Time Disallowed

P5		115		Luke SARGEANT		Cupra Leon Competición TCR - Area Motorsport with R.S. Vehic				
IDEAL LAP TIME : 1:26.860		BEST LAP TIME : 1:27.005		DIFFERENCE : 0.145						
LAP	SECTOR 1		SECTOR 2		SECTOR 3		LAP TIME	MPH	DIFF	TIME OF DAY
1 -		62.9	45.296	51.7	43.732	113.7	2:24.221	55.56	57.216	16:49:51.097
2 -	26.331	112.7	35.796	105.5	29.568	114.1	1:31.695	87.39	4.690	16:51:22.792
3 -	26.779	84.0	34.700	108.7	29.463	113.1	1:30.942 (3)	88.11	3.937	16:52:53.734
4 -	27.498	119.6	34.107	108.4	29.605	113.1	1:31.210	87.85	4.205	16:54:24.944
5 -	25.999	120.9	34.302	107.0	32.653	52.7	1:32.954	86.21	5.949	16:55:57.898
6 -	54.784	36.3	57.731	47.4	58.268	44.6	2:50.783	46.92	1:23.778	16:58:48.681
7 -	43.907	72.0	45.778	68.8	40.918	114.1	2:10.603	61.35	43.598	17:00:59.284
8 -	25.433	121.7	34.014	106.6	28.477	113.9	1:27.924 (2)	91.14	0.919	17:02:27.208
9 -	25.186	123.5	33.197	108.5	28.622	113.3	1:27.005 (1)	92.10		17:03:54.213

P6		100		Steve LAIDLAW		Hyundai i30 N TCR - Capture Motorsport				
IDEAL LAP TIME : 1:28.219		BEST LAP TIME : 1:28.458		DIFFERENCE : 0.239						
LAP	SECTOR 1		SECTOR 2		SECTOR 3		LAP TIME	MPH	DIFF	TIME OF DAY
1 -		75.3	47.501		44.851	112.0	2:21.448	56.65	52.990	16:49:48.324
2 -	27.361	115.9	35.112	105.8	30.110	111.4	1:32.583	86.55	4.125	16:51:20.907
3 -	27.238	112.0	35.317	107.2	29.830	110.9	1:32.385	86.74	3.927	16:52:53.292
4 -	27.385	112.5	34.461	106.8	29.678	111.4	1:31.524 (3)	87.55	3.066	16:54:24.816
5 -	25.670	120.2	34.204	106.8	32.756	55.0	1:32.630	86.51	4.172	16:55:57.446
6 -	54.509	38.3	57.612	53.0	58.383	42.6	2:50.504	46.99	1:22.046	16:58:47.950
7 -	43.987	69.5	45.667	72.9	40.988	112.2	2:10.642	61.34	42.184	17:00:58.592
8 -	25.943	114.7	34.698	104.8	28.911	112.2	1:29.552 (2)	89.48	1.094	17:02:28.144
9 -	25.702	118.7	33.638	107.2	29.118	111.4	1:28.458 (1)	90.59		17:03:56.602

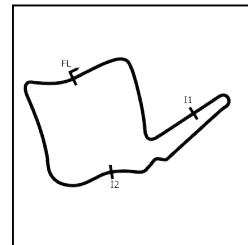
P7		22 Gen1		Rick KERRY		Cupra TCR - EDF Motorsport				
IDEAL LAP TIME : 1:29.207		BEST LAP TIME : 1:29.292		DIFFERENCE : 0.085						
LAP	SECTOR 1		SECTOR 2		SECTOR 3		LAP TIME	MPH	DIFF	TIME OF DAY
1 -		68.2	47.498	47.3	44.924	112.2	2:22.590	56.20	53.298	16:49:49.466
2 -	27.280	114.7	36.296	103.8	30.390	112.5	1:33.966	85.28	4.674	16:51:23.432
3 -	26.936	90.5	35.758	107.2	29.719	112.7	1:32.413	86.71	3.121	16:52:55.845
4 -	26.146	115.1	34.615	107.8	29.242	112.0	1:30.003 (2)	89.03	0.711	16:54:25.848
5 -	26.613	117.1	34.168	105.3	34.264	54.8	1:35.045	84.31	5.753	16:56:00.893
6 -	53.447	42.1	58.066	48.5	57.709	45.6	2:49.222	47.35	1:19.930	16:58:50.115
7 -	45.416	86.8	44.133	66.7	41.428	111.8	2:10.977	61.18	41.685	17:01:01.092
8 -	26.981	118.5	34.606	107.7	29.479	110.7	1:31.066 (3)	87.99	1.774	17:02:32.158
9 -	25.912	115.3	34.253	106.3	29.127	111.4	1:29.292 (1)	89.74		17:04:01.450

P8		81 Gen1		Stewart LINES		Audi RS3 LMS TCR Seq - Maximum Motorsport with MPH Racir				
IDEAL LAP TIME : 1:30.134		BEST LAP TIME : 1:30.365		DIFFERENCE : 0.231						
LAP	SECTOR 1		SECTOR 2		SECTOR 3		LAP TIME	MPH	DIFF	TIME OF DAY
1 -			48.411		45.230	109.6	2:21.168	56.76	50.803	16:49:48.044
2 -	27.370	118.1	35.015	105.1	30.271	112.4	1:32.656	86.48	2.291	16:51:20.700
3 -	27.158	113.7	35.467	106.0	29.869	110.7	1:32.494	86.63	2.129	16:52:53.194
4 -	26.868	120.0	34.476	105.5	30.478	106.5	1:31.822 (3)	87.27	1.457	16:54:25.016
5 -	26.957	118.3	34.133	106.1	34.236	56.1	1:35.326	84.06	4.961	16:56:00.342
6 -	53.340	40.8	57.825	47.4	57.947	46.0	2:49.112	47.38	1:18.747	16:58:49.454
7 -	45.520	85.8	44.151	67.2	41.689	110.9	2:11.360	61.00	40.995	17:01:00.814
8 -	26.979	112.0	34.602	106.0	29.462	112.0	1:31.043 (2)	88.01	0.678	17:02:31.857
9 -	26.777	112.0	34.364	106.5	29.224	111.8	1:30.365 (1)	88.68		17:04:02.222

BRSCC TCR UK Race Day - Oulton Park

TCR UK Championship

RACE 7 - SECTOR ANALYSIS



SECTOR 1 = FL to I1, SECTOR 2 = I1 to I2, SECTOR 3 = I2 to FL, DIFF = Difference To Personal Best Lap, P = Crossed Finish Line in Pit Lane, D = Time Disallowed

P9 28		Bradley THURSTON					Honda Civic Type R FK7 TCR - Go-Fix Honda by Sport77				
IDEAL LAP TIME : 1:29.411		BEST LAP TIME : 1:29.861					DIFFERENCE : 0.450				
LAP	SECTOR 1		SECTOR 2		SECTOR 3		LAP TIME	MPH	DIFF	TIME OF DAY	
1 -		76.4	44.625	54.4	42.359	110.0	2:35.285	51.60	1:05.424	16:50:02.161	
2 -	27.781	115.5	35.098	104.5	30.132	112.0	1:33.011	86.15	3.150	16:51:35.172	
3 -	28.094	112.7	35.148	104.5	29.993	111.6	1:33.235	85.95	3.374	16:53:08.407	
4 -	26.626	118.3	34.187	105.8	29.675	111.6	1:30.488 (3)	88.55	0.627	16:54:38.895	
5 -	27.371	103.5	35.690	102.6	31.503	111.4	1:34.564	84.74	4.703	16:56:13.459	
6 -	43.790	36.8	57.254	59.8	57.715	53.3	2:38.759	50.47	1:08.898	16:58:52.218	
7 -	44.834	83.0	43.957	71.0	41.808	111.6	2:10.599	61.36	40.738	17:01:02.817	
8 -	26.565	120.0	34.084	106.6	29.302	111.6	1:29.951 (2)	89.08	0.090	17:02:32.768	
9 -	26.025	114.5	34.502	107.0	29.334	111.2	1:29.861 (1)	89.17		17:04:02.629	

P10 17		Brad HUTCHISON					Cupra Leon Competición TCR - Bond It with MPH Racing				
IDEAL LAP TIME : 1:26.510		BEST LAP TIME : 1:27.039					DIFFERENCE : 0.529				
LAP	SECTOR 1		SECTOR 2		SECTOR 3		LAP TIME	MPH	DIFF	TIME OF DAY	
1 -		118.3	34.388	107.5	28.921	114.3	4:08.606	32.23	2:41.567	16:51:35.482	
2 -	26.755	117.7	33.874	108.2	28.713	113.1	1:29.342 (3)	89.69	2.303	16:53:04.824	
3 -	25.175	123.1	33.394	108.2	28.470	113.9	1:27.039 (1)	92.06		16:54:31.863	
4 -	24.975	124.5	33.482	107.3	32.406	73.9	1:30.863	88.19	3.824	16:56:02.726	
5 -	52.759	41.8	57.893	57.3	57.607	50.7	2:48.259	47.62	1:21.220	16:58:50.985	
6 -	45.201	83.5	44.147	68.7	41.305	113.7	2:10.653	61.33	43.614	17:01:01.638	
7 -	26.001	120.4	33.095	108.4	28.440	113.7	1:27.536 (2)	91.54	0.497	17:02:29.174	

P11 77 Gen1		Mark SMITH					Cupra TCR - Richmond Fire Motorsport				
IDEAL LAP TIME : 1:30.776		BEST LAP TIME : 1:30.776					DIFFERENCE : 0.000				
LAP	SECTOR 1		SECTOR 2		SECTOR 3		LAP TIME	MPH	DIFF	TIME OF DAY	
1 -		85.3	45.773	59.1	40.928	109.1	2:32.094	52.68	1:01.318	16:49:58.970	
2 -	28.821	111.8	35.879	103.8	30.442	111.6	1:35.142 (3)	84.22	4.366	16:51:34.112	
3 -	27.487	102.7	35.421	106.0	29.730	112.9	1:32.638 (2)	86.50	1.862	16:53:06.750	
4 -	26.792	119.8	34.450	106.3	29.534	112.2	1:30.776 (1)	88.27		16:54:37.526	

P12 7		Will POWELL					Honda Civic Type R FK7 TCR - Go-Fix Honda by Sport77				
IDEAL LAP TIME : 1:52.275		BEST LAP TIME : 2:33.079					DIFFERENCE : 40.804				
LAP	SECTOR 1		SECTOR 2		SECTOR 3		LAP TIME	MPH	DIFF	TIME OF DAY	
1 -		68.8	44.919	58.5	40.764	113.1	2:33.079 (1)	52.34		16:49:59.955	

BRSCC TCR UK Race Day - Oulton Park

TCR UK Championship

RACE 7 - BEST SECTORS

SECTOR 1			SECTOR 2			SECTOR 3			IDEAL / BEST COMPARISON						
POS	NO	NAME	TIME	NO	NAME	TIME	NO	NAME	TIME	POS	NO	NAME	IDEAL	BEST	DIFF
													PERFECT LAP	1:26.012	
1	16	NEWSHAM	24.949	1	BOARDLEY	32.881	117	SHEPHERD	28.182	1	16	NEWSHAM	1:26.092	1:26.730	0.638
2	117	SHEPHERD	24.950	16	NEWSHAM	32.951	16	NEWSHAM	28.192	2	117	SHEPHERD	1:26.225	1:26.482	0.257
3	285	LEWIS	24.969	117	SHEPHERD	33.093	285	LEWIS	28.213	3	1	BOARDLEY	1:26.228	1:26.268	0.040
4	1	BOARDLEY	24.971	17	HUTCHISON	33.095	1	BOARDLEY	28.376	4	285	LEWIS	1:26.373	1:26.609	0.236
5	17	HUTCHISON	24.975	285	LEWIS	33.191	17	HUTCHISON	28.440	5	17	HUTCHISON	1:26.510	1:27.039	0.529
6	115	SARGEANT	25.186	115	SARGEANT	33.197	115	SARGEANT	28.477	6	115	SARGEANT	1:26.860	1:27.005	0.145
7	100	LAIDLAW	25.670	100	LAIDLAW	33.638	100	LAIDLAW	28.911	7	100	LAIDLAW	1:28.219	1:28.458	0.239
8	22	KERRY	25.912	28	THURSTON	34.084	22	KERRY	29.127	8	22	KERRY	1:29.207	1:29.292	0.085
9	28	THURSTON	26.025	81	LINES	34.133	81	LINES	29.224	9	28	THURSTON	1:29.411	1:29.861	0.450
10	7	POWELL	26.592	22	KERRY	34.168	28	THURSTON	29.302	10	81	LINES	1:30.134	1:30.365	0.231
11	81	LINES	26.777	77	SMITH	34.450	77	SMITH	29.534	11	77	SMITH	1:30.776	1:30.776	0.000
12	77	SMITH	26.792	7	POWELL	44.919	7	POWELL	40.764	12	7	POWELL	1:52.275	2:33.079	40.804

BRSCC TCR UK Race Day - Oulton Park

TCR UK Championship

RACE 7 - BEST SPEEDS

POS	INTERMEDIATE 1			INTERMEDIATE 2			FINISH LINE		
	NO	NAME	MPH	NO	NAME	MPH	NO	NAME	MPH
1	17	HUTCHISON	124.5	1	BOARDLEY	109.6	1	BOARDLEY	115.5
2	1	BOARDLEY	124.0	16	NEWSHAM	109.1	16	NEWSHAM	114.5
3	115	SARGEANT	123.5	285	LEWIS	108.7	117	SHEPHERD	114.3
4	16	NEWSHAM	123.1	115	SARGEANT	108.7	17	HUTCHISON	114.3
5	117	SHEPHERD	121.7	17	HUTCHISON	108.4	115	SARGEANT	114.1
6	285	LEWIS	121.3	22	KERRY	107.8	285	LEWIS	113.7
7	100	LIDLAW	120.2	117	SHEPHERD	107.5	7	POWELL	113.1
8	81	LINES	120.0	100	LIDLAW	107.2	77	SMITH	112.9
9	28	THURSTON	120.0	28	THURSTON	107.0	22	KERRY	112.7
10	77	SMITH	119.8	81	LINES	106.5	81	LINES	112.4
11	22	KERRY	118.5	77	SMITH	106.3	100	LIDLAW	112.2
12	7	POWELL	117.9	7	POWELL	58.5	28	THURSTON	112.0
13									
14									
15									

BRSCC TCR UK Race Day - Oulton Park

TCR UK Championship

RACE 7 - STATISTICS

Competitors Started	12
Planned Start	2024-06-08 @ 16:05:00.000
Actual Start	2024-06-08 @ 16:47:26.875
Finish Time	2024-06-08 @ 17:03:47.433
Track Length	2.2260mi.
Total Laps	93
Total Distance Covered	207.0180mi.

Session Fastest Lap History

NO	CL	NAME	LAP TIME	TIME OF DAY	LAP	VEHICLE
81	Gen1	Stewart LINES	2:21.168	16:49:48.044	1	Audi RS3 LMS TCR Seq
81	Gen1	Stewart LINES	1:32.656	16:51:20.700	2	Audi RS3 LMS TCR Seq
100		Steve LAIDLAW	1:32.583	16:51:20.905	2	Hyundai i30 N TCR
285		Darron LEWIS	1:30.732	16:51:21.057	2	Hyundai i30 N TCR
117		Adam SHEPHERD	1:29.232	16:51:21.190	2	Cupra Leon Competición TCR
1		Carl BOARDLEY	1:27.805	16:51:25.050	2	Cupra Leon Competición TCR
16		Callum NEWSHAM	1:27.086	16:51:26.262	2	Hyundai i30 N TCR
117		Adam SHEPHERD	1:26.788	16:54:17.150	4	Cupra Leon Competición TCR
117		Adam SHEPHERD	1:26.482	17:02:22.642	8	Cupra Leon Competición TCR
1		Carl BOARDLEY	1:26.268	17:03:49.751	9	Cupra Leon Competición TCR

Session Leader History

NO	CL	NAME	FROM LAP	LAPS LED	DISTANCE	VEHICLE
81	Gen1	Stewart LINES	1	2	4.45 miles	Audi RS3 LMS TCR Seq
117		Adam SHEPHERD	3	7	15.58 miles	Cupra Leon Competición TCR

Flag History

TYPE	TIME OF DAY
GREEN	16:47:26.875
SAFETY	16:47:27.468
GREEN	16:49:48.043
SAFETY	16:55:19.841
GREEN	17:00:48.472
FINISH	17:03:47.433

Flag Statistics

TYPE	COUNT	TOTAL LAPS	TOTAL TIME
Green	3	7	9:26.123
Red	0	0	0.000
Safety Car	2	2	7:49.205
FCY	0	0	0.000

BRSCC TCR UK Race Day - Oulton Park

TCR UK Championship

RACE 7 - STATISTICS

CLASS :

9 Starters

Fastest Lap History

NO	NAME	LAP TIME	TIME OF DAY	LAP	VEHICLE
100	Steve LAIDLAW	2:21.448	16:49:48.322	1	Hyundai i30 N TCR
100	Steve LAIDLAW	1:32.583	16:51:20.905	2	Hyundai i30 N TCR
285	Darron LEWIS	1:30.732	16:51:21.057	2	Hyundai i30 N TCR
117	Adam SHEPHERD	1:29.232	16:51:21.190	2	Cupra Leon Competición TCR
1	Carl BOARDLEY	1:27.805	16:51:25.050	2	Cupra Leon Competición TCR
16	Callum NEWSHAM	1:27.086	16:51:26.262	2	Hyundai i30 N TCR
117	Adam SHEPHERD	1:26.788	16:54:17.150	4	Cupra Leon Competición TCR
117	Adam SHEPHERD	1:26.482	17:02:22.642	8	Cupra Leon Competición TCR
1	Carl BOARDLEY	1:26.268	17:03:49.751	9	Cupra Leon Competición TCR

Leader History

NO	NAME	FROM LAP	LAPS LED	DISTANCE	VEHICLE
100	Steve LAIDLAW	1	2	4.45 miles	Hyundai i30 N TCR
117	Adam SHEPHERD	3	7	15.58 miles	Cupra Leon Competición TCR

BRSCC TCR UK Race Day - Oulton Park

TCR UK Championship

RACE 7 - STATISTICS

CLASS : Gen1

3 Starters

Fastest Lap History

NO	NAME	LAP TIME	TIME OF DAY	LAP	VEHICLE
81	Stewart LINES	2:21.168	16:49:48.044	1	Audi RS3 LMS TCR Seq
81	Stewart LINES	1:32.656	16:51:20.700	2	Audi RS3 LMS TCR Seq
81	Stewart LINES	1:32.494	16:52:53.194	3	Audi RS3 LMS TCR Seq
22	Rick KERRY	1:32.413	16:52:55.846	3	Cupra TCR
81	Stewart LINES	1:31.822	16:54:25.016	4	Audi RS3 LMS TCR Seq
22	Rick KERRY	1:30.003	16:54:25.849	4	Cupra TCR
22	Rick KERRY	1:29.292	17:04:01.451	9	Cupra TCR

Leader History

NO	NAME	FROM LAP	LAPS LED	DISTANCE	VEHICLE
81	Stewart LINES	1	8	17.80 miles	Audi RS3 LMS TCR Seq
22	Rick KERRY	9	1	2.22 miles	Cupra TCR