



# TCR UK TOURING CAR CHAMPIONSHIP



2024 TCR UK Race Weekend  
Thruxton  
21<sup>st</sup> / 22<sup>nd</sup> September 2024



Timing & Results Provided by Timing Solutions Ltd

[www.tsl-timing.com](http://www.tsl-timing.com)

# TCR UK Championship

## QUALIFYING - RACES 1 & 22 - 2ND FASTEST CLASSIFICATION - AMENDED

POS	NO	CL	PIC	NAME	ENTRY	TIME	ON	LAPS	GAP	DIFF	MPH
1	16		1	Callum NEWSHAM	Hyundai i30 N TCR - JH Racing	1:23.255	2	9			101.87
2	117*		2	Adam SHEPHERD	Cupra Leon Competición TCR - Area Motorsport with S	1:23.745	5	8	0.490	0.490	101.27
3	17		3	Brad HUTCHISON	Cupra Leon Competición TCR - Bond It with MPH Raci	1:24.164	7	11	0.909	0.419	100.77
4	100		4	Steven LAIDLAW	Cupra Leon Competición TCR - Area Motorsport	1:24.164	7	11	0.909	0.000	100.77
5	285		5	Darron LEWIS	Hyundai i30 N TCR - DLR with JH Racing	1:24.245	5	10	0.990	0.081	100.67
6	1		6	Carl BOARDLEY	Cupra Leon Competición TCR - CBM With Hart GT	1:24.296	3	7	1.041	0.051	100.61
7	101		7	Sam LAIDLAW	Hyundai i30 N TCR - Capture Motorsport	1:24.820	9	10	1.565	0.524	99.99
8	22	GEN 1	1	Rick KERRY	Cupra TCR - EDF Motorsport	1:25.509	3	10	2.254	0.689	99.18
9	27	GEN 1	2	William BEECH	Volkswagen Golf Gti TCR - Capture Motorsport	1:25.751	9	11	2.496	0.242	98.90
10	77	GEN 1	3	Mark SMITH	Cupra TCR - Richmond Fire Motorsport	1:27.679	8	9	4.424	1.928	96.73
11	115		8	Luke SARGEANT	Audi RS3 LMS TCR Gen 2 - RS Vehicle Sales	1:28.414	9	11	5.159	0.735	95.93
12	81*		9	Stewart LINES	Hyundai i30 N TCR - Maximum Motorsport with Captur	1:29.542	2	6	6.287	1.128	94.72


**Comments:** Car 81 - You must fit a working transponder  
 Cars 81 & 117 - Fastest lap time cancelled - Ref. TCR UK Championship Regulation 2.3.1, 'any driver deemed to have caused a stoppage will have their fastest lap cancelled'.

Weather / Track : Drizzle / Wet

Date: 21/09/2024 Start: 09:00 Finish: 09:23

These results are provisional until the conclusion of any judicial and technical matters.

Thruxton: 2.3560 miles

Clerk Of Course: Andy Holley	Stewards:	Timekeeper: Sarah Evans	
------------------------------	-----------	-------------------------	---

Results can be found at [www.tsl-timing.com](http://www.tsl-timing.com)

Printed - 10:26 Saturday, 21 September 2024



# TCR UK Championship

## QUALIFYING - RACES 1 & 22 - CLASSIFICATION - AMENDED

POS	NO	CL	PIC	NAME	ENTRY	TIME	ON	LAPS	GAP	DIFF	MPH
1	16		1	Callum NEWSHAM	Hyundai i30 N TCR - JH Racing	1:22.663	3	9			102.60
2	117*		2	Adam SHEPHERD	Cupra Leon Competición TCR - Area Motorsport with S	1:23.178	3	8	0.515	0.515	101.96
3	1		3	Carl BOARDLEY	Cupra Leon Competición TCR - CBM With Hart GT	1:23.400	4	7	0.737	0.222	101.69
4	100		4	Steven LAIDLAW	Cupra Leon Competición TCR - Area Motorsport	1:23.563	10	11	0.900	0.163	101.49
5	101		5	Sam LAIDLAW	Hyundai i30 N TCR - Capture Motorsport	1:23.976	4	10	1.313	0.413	101.00
6	17		6	Brad HUTCHISON	Cupra Leon Competición TCR - Bond It with MPH Raci	1:24.113	6	11	1.450	0.137	100.83
7	285		7	Darron LEWIS	Hyundai i30 N TCR - DLR with JH Racing	1:24.210	4	10	1.547	0.097	100.71
8	27	GEN 1	1	William BEECH	Volkswagen Golf Gti TCR - Capture Motorsport	1:25.018	8	11	2.355	0.808	99.76
9	22	GEN 1	2	Rick KERRY	Cupra TCR - EDF Motorsport	1:25.444	4	10	2.781	0.426	99.26
10	77	GEN 1	3	Mark SMITH	Cupra TCR - Richmond Fire Motorsport	1:27.040	9	9	4.377	1.596	97.44
11	115		8	Luke SARGEANT	Audi RS3 LMS TCR Gen 2 - RS Vehicle Sales	1:27.681	10	11	5.018	0.641	96.73
12	81*		9	Stewart LINES	Hyundai i30 N TCR - Maximum Motorsport with Captur	1:29.076	3	6	6.413	1.395	95.21


**Comments:** Car 81 - You must fit a working transponder  
 Cars 81 & 117 - Fastest lap time cancelled - Ref. TCR UK Championship Regulation 2.3.1, 'any driver deemed to have caused a stoppage will have their fastest lap cancelled'.

Weather / Track : Drizzle / Wet

Date: 21/09/2024 Start: 09:00 Finish: 09:23

These results are provisional until the conclusion of any judicial and technical matters.

Thruxton: 2.3560 miles

Clerk Of Course: Andy Holley	Stewards:	Timekeeper: Sarah Evans	
------------------------------	-----------	-------------------------	---

Results can be found at [www.tsl-timing.com](http://www.tsl-timing.com)

Printed - 10:25 Saturday, 21 September 2024



**TCR UK Championship**  
**QUALIFYING - RACES 1 & 22 - LAP ANALYSIS**

DIFF = Difference To Personal Best Lap

# TCR UK Championship

## QUALIFYING - RACES 1 & 22 - STATISTICS

**Competitors Started** 12  
**Planned Start** 2024-09-21 @ 09:00:00.000  
**Actual Start** 2024-09-21 @ 09:00:01.756  
**Finish Time** 2024-09-21 @ 09:23:11.390  
**Track Length** 2.3560mi.  
**Total Laps** 113  
**Total Distance Covered** 266.2283mi.

### Session Fastest Lap History

NO	CL	NAME	LAP TIME	TIME OF DAY	LAP	VEHICLE
22	GEN 1	Rick KERRY	<b>1:26.919</b>	09:03:17.133	2	Cupra TCR
101		Sam LAIDLAW	<b>1:26.329</b>	09:03:22.139	2	Hyundai i30 N TCR
16		Callum NEWSHAM	<b>1:23.255</b>	09:03:32.088	2	Hyundai i30 N TCR
16		Callum NEWSHAM	<b>1:22.663</b>	09:04:54.752	3	Hyundai i30 N TCR
117		Adam SHEPHERD	<b>1:22.500</b>	09:06:24.246	4	Cupra Leon Competición TCR

### Flag History

TYPE	TIME OF DAY
GREEN	09:00:01.756
RED	09:17:52.256
GREEN	09:20:50.741
FINISH	09:23:11.390

### Flag Statistics

TYPE	COUNT	TOTAL LAPS	TOTAL TIME
Green	2	11	22:02.007
Red	1	0	2:58.484
Safety Car	0	0	0.000
FCY	0	0	0.000

# TCR UK Championship

## QUALIFYING - RACES 1 & 22 - STATISTICS

CLASS :

9 Starters

### Fastest Lap History

NO	NAME	LAP TIME	TIME OF DAY	LAP	VEHICLE
100	Steven LAIDLAW	1:26.960	09:03:19.667	2	Cupra Leon Competición TCR
101	Sam LAIDLAW	1:26.329	09:03:22.139	2	Hyundai i30 N TCR
16	Callum NEWSHAM	1:23.255	09:03:32.088	2	Hyundai i30 N TCR
16	Callum NEWSHAM	1:22.663	09:04:54.752	3	Hyundai i30 N TCR
117	Adam SHEPHERD	1:22.500	09:06:24.246	4	Cupra Leon Competición TCR

# TCR UK Championship

## QUALIFYING - RACES 1 & 22 - STATISTICS

CLASS : GEN 1

3 Starters

### Fastest Lap History

NO	NAME	LAP TIME	TIME OF DAY	LAP	VEHICLE
22	Rick KERRY	1:26.919	09:03:17.133	2	Cupra TCR
22	Rick KERRY	1:25.509	09:04:42.642	3	Cupra TCR
22	Rick KERRY	1:25.444	09:06:08.087	4	Cupra TCR
27	William BEECH	1:25.018	09:12:45.271	8	Volkswagen Golf Gti TCR

**TCR UK Championship**  
**RACE 1 - GRID (20 minutes)**

ROW 6	11	1:27.681	115	Luke SARGEANT	12	1:29.076	81	Stewart LINES
ROW 5	9	1:25.444	22	Rick KERRY	10	1:27.040	77	Mark SMITH
ROW 4	7	1:24.210	285	Darron LEWIS	8	1:25.018	27	William BEECH
ROW 3	5	1:23.976	101	Sam LAIDLAW	6	1:24.113	17	Brad HUTCHISON
ROW 2	3	1:23.400	1	Carl BOARDLEY	4	1:23.563	100	Steven LAIDLAW
ROW 1	1	1:22.663	16	Callum NEWSHAM	2	1:23.178	117	Adam SHEPHERD
<b>Pole</b>								

These results are provisional until the conclusion of any judicial and technical matters.

Thruxton: 2.3560 miles

Clerk Of Course: Andy Holley

Stewards:

Timekeeper: Sarah Evans



Results can be found at [www.tsl-timing.com](http://www.tsl-timing.com)

Printed - 10:28 Saturday, 21 September 2024





**TCR UK Championship**  
**RACE 22 - GRID (20 minutes)**

ROW 6	11	1:28.414	<b>115</b> Luke SARGEANT	12	1:29.542	<b>81</b> Stewart LINES	
ROW 5	9	1:25.751	<b>27</b> William BEECH	10	1:27.679	<b>77</b> Mark SMITH	
ROW 4	7	1:24.820	<b>101</b> Sam LAIDLAW	8	1:25.509	<b>22</b> Rick KERRY	
ROW 3	5	1:24.245	<b>285</b> Darron LEWIS	6	1:24.296	<b>1</b> Carl BOARDLEY	
ROW 2	3	1:24.164	<b>100</b> Steven LAIDLAW	4	1:24.164	<b>17</b> Brad HUTCHISON	
ROW 1	1	1:23.255	<b>16</b> Callum NEWSHAM	2	1:23.745	<b>117</b> Adam SHEPHERD	
<b>Pole</b>							

These results are provisional until the conclusion of any judicial and technical matters.

Thruxton: 2.3560 miles

Clerk Of Course: Andy Holley

Stewards:

Timekeeper: Sarah Evans



Results can be found at [www.tsl-timing.com](http://www.tsl-timing.com)

Printed - 16:00 Sunday, 22 September 2024



# TCR UK Championship

## RACE 1 - CLASSIFICATION

Race Distance: 15 Laps / 35.34 miles

POS	NO	CL	PIC	NAME	ENTRY	LAPS	TIME	GAP	DIFF	MPH	BEST	ON	GRD	↑↓
1	16		1	Callum NEWSHAM	Hyundai i30 N TCR - JH Racing	15	21:16.489			99.66	1:23.960	5	1	0
2	100		2	Steven LAIDLAW	Cupra Leon Competición TCR - Area Motorsport	15	21:21.685	5.196	5.196	99.26	1:23.804	2	4	2
3	1		3	Carl BOARDLEY	Cupra Leon Competición TCR - CBM With Hart GT	15	21:22.484	5.995	0.799	99.20	1:23.821	5	3	0
4	17		4	Brad HUTCHISON	Cupra Leon Competición TCR - Bond It with MPH Racing	15	21:35.244	18.755	12.760	98.22	1:24.770	2	6	2
5	285		5	Darron LEWIS	Hyundai i30 N TCR - DLR with JH Racing	15	21:35.842	19.353	0.598	98.17	1:24.742	4	7	2
6	101		6	Sam LAIDLAW	Hyundai i30 N TCR - Capture Motorsport	15	21:36.584	20.095	0.742	98.12	1:24.671	2	5	-1
7	27	GEN 1	1	William BEECH	Volkswagen Golf Gti TCR - Capture Motorsport	15	21:57.594	41.105	21.010	96.55	1:26.505	4	8	1
8	22	GEN 1	2	Rick KERRY	Cupra TCR - EDF Motorsport	15	21:57.791	41.302	0.197	96.54	1:26.313	8	9	1
9	81		7	Stewart LINES	Hyundai i30 N TCR - Maximum Motorsport with Capture Mot	15	21:58.377	41.888	0.586	96.50	1:25.724	10	12	3
10	77	GEN 1	3	Mark SMITH	Cupra TCR - Richmond Fire Motorsport	15	22:07.189	50.700	8.812	95.85	1:26.863	8	10	0

### NOT CLASSIFIED

DNF	115			Luke SARGEANT	Audi RS3 LMS TCR Gen 2 - RS Vehicle Sales	13	19:28.464	2 Laps	2 Laps	94.36	1:26.869	6	11	
DNF	117			Adam SHEPHERD	Cupra Leon Competición TCR - Area Motorsport with Shephe	11	20:49.911	4 Laps	2 Laps	74.64	1:23.543	2	2	

### FASTEST LAP

	117			Adam SHEPHERD	Cupra Leon Competición TCR - Area Motorsport with Shephe	2	1:23.543			101.52 mph			163.38 kph	
	22	GEN 1		Rick KERRY	Cupra TCR - EDF Motorsport	8	1:26.313			98.26 mph			158.14 kph	

Weather / Track : Rain / Wet

These results are provisional until the conclusion of any judicial and technical matters.

Date: 21/09/2024 Start: 13:36 Finish: 13:57

Thruxton: 2.3560 miles

Clerk Of Course: Andy Holley

Stewards:

Timekeeper: Sarah Evans



Results can be found at [www.tsl-timing.com](http://www.tsl-timing.com)

Printed - 14:01 Saturday, 21 September 2024



# TCR UK Championship

## RACE 1 - LAP CHART

LAP 1 @ 13:37:58.881			LAP 2 @ 13:39:23.236			LAP 3 @ 13:40:47.334			LAP 4 @ 13:42:11.376			LAP 5 @ 13:43:35.336		
NO	BEHIND	LAP TIME	NO	BEHIND	LAP TIME	NO	BEHIND	LAP TIME	NO	BEHIND	LAP TIME	NO	BEHIND	LAP TIME
<b>16</b>		1:28.491	<b>16</b>		1:24.355	<b>16</b>		1:24.098	<b>16</b>		1:24.042	<b>16</b>		1:23.960
<b>117</b>	0.985	1:29.476	<b>117</b>	0.173	1:23.543	<b>117</b>	0.808	1:24.733	<b>100</b>	1.799	1:24.068	<b>100</b>	1.729	1:23.890
<b>100</b>	1.894	1:30.385	<b>100</b>	1.343	1:23.804	<b>100</b>	1.773	1:24.528	<b>1</b>	2.810	1:24.547	<b>1</b>	2.671	1:23.821
<b>1</b>	2.528	1:31.019	<b>1</b>	2.235	1:24.062	<b>1</b>	2.305	1:24.168	<b>117</b>	4.050	1:27.284	<b>17</b>	7.690	1:25.771
<b>17</b>	3.552	1:32.043	<b>17</b>	3.967	1:24.770	<b>17</b>	4.765	1:24.896	<b>17</b>	5.879	1:25.156	<b>285</b>	8.445	1:25.580
<b>285</b>	4.541	1:33.032	<b>285</b>	5.031	1:24.845	<b>285</b>	6.125	1:25.192	<b>285</b>	6.825	1:24.742	<b>101</b>	9.002	1:25.772
<b>101</b>	5.005	1:33.496	<b>101</b>	5.321	1:24.671	<b>101</b>	6.351	1:25.128	<b>101</b>	7.190	1:24.881	<b>117</b>	14.416	1:34.326
<b>27</b>	8.015	1:36.506	<b>27</b>	10.599	1:26.939	<b>27</b>	13.085	1:26.584	<b>27</b>	15.548	1:26.505	<b>27</b>	18.139	1:26.551
<b>22</b>	8.217	1:36.708	<b>22</b>	11.167	1:27.305	<b>22</b>	14.067	1:26.998	<b>22</b>	16.763	1:26.738	<b>22</b>	19.750	1:26.947
<b>81</b>	10.355	1:38.846	<b>81</b>	12.026	1:26.026	<b>81</b>	15.085	1:27.157	<b>81</b>	18.291	1:27.248	<b>81</b>	21.524	1:27.193
<b>115</b>	11.649	1:40.140	<b>115</b>	15.921	1:28.627	<b>115</b>	19.958	1:28.135	<b>115</b>	23.297	1:27.381	<b>115</b>	26.820	1:27.483
<b>77</b>	13.085	1:41.576	<b>77</b>	17.696	1:28.966	<b>77</b>	20.897	1:27.299	<b>77</b>	24.417	1:27.562	<b>77</b>	27.703	1:27.246

# TCR UK Championship

## RACE 1 - LAP CHART

LAP 6 @ 13:44:59.746			LAP 7 @ 13:46:24.198			LAP 8 @ 13:47:48.870			LAP 9 @ 13:49:13.417			LAP 10 @ 13:50:38.678		
NO	BEHIND	LAP TIME	NO	BEHIND	LAP TIME	NO	BEHIND	LAP TIME	NO	BEHIND	LAP TIME	NO	BEHIND	LAP TIME
<b>16</b>		1:24.410	<b>16</b>		1:24.452	<b>16</b>		1:24.672	<b>16</b>		1:24.547	<b>16</b>		1:25.261
<b>100</b>	1.857	1:24.538	<b>100</b>	1.981	1:24.576	<b>100</b>	2.348	1:25.039	<b>100</b>	3.090	1:25.289	<b>100</b>	3.207	1:25.378
<b>1</b>	2.500	1:24.239	<b>1</b>	2.814	1:24.766	<b>1</b>	3.074	1:24.932	<b>1</b>	4.155	1:25.628	<b>1</b>	4.380	1:25.486
<b>17</b>	9.075	1:25.795	<b>17</b>	10.351	1:25.728	<b>17</b>	11.310	1:25.631	<b>17</b>	12.343	1:25.580	<b>17</b>	12.968	1:25.886
<b>285</b>	9.467	1:25.432	<b>285</b>	11.229	1:26.214	<b>285</b>	12.074	1:25.517	<b>285</b>	13.032	1:25.505	<b>285</b>	13.475	1:25.704
<b>101</b>	9.885	1:25.293	<b>101</b>	11.519	1:26.086	<b>101</b>	13.040	1:26.193	<b>101</b>	14.652	1:26.159	<b>101</b>	14.844	1:25.453
<b>27</b>	20.420	1:26.691	<b>27</b>	22.720	1:26.752	<b>27</b>	25.238	1:27.190	<b>27</b>	27.344	1:26.653	<b>27</b>	29.093	1:27.010
<b>22</b>	22.655	1:27.315	<b>22</b>	24.545	1:26.342	<b>22</b>	26.186	1:26.313	<b>22</b>	28.488	1:26.849	<b>22</b>	29.893	1:26.666
<b>81</b>	25.167	1:28.053	<b>81</b>	27.289	1:26.574	<b>81</b>	28.675	1:26.058	<b>81</b>	30.339	1:26.211	<b>81</b>	30.802	1:25.724
<b>117</b>	28.586	1:38.580	<b>115</b>	32.084	1:27.257	<b>115</b>	35.499	1:28.087	<b>115</b>	38.434	1:27.482	<b>115</b>	42.936	1:29.763
<b>115</b>	29.279	1:26.869	<b>77</b>	33.628	1:27.739	<b>77</b>	35.819	1:26.863	<b>77</b>	39.211	1:27.939	<b>77</b>	43.156	1:29.206
<b>77</b>	30.341	1:27.048	<b>117</b>	49.594	1:45.460	<b>117</b>	1:09.870	1:44.948 P						

# TCR UK Championship

## RACE 1 - LAP CHART

LAP 11 @ 13:52:03.981			LAP 12 @ 13:53:29.432			LAP 13 @ 13:54:54.992			LAP 14 @ 13:56:20.856			LAP 15 @ 13:57:46.879		
NO	BEHIND	LAP TIME	NO	BEHIND	LAP TIME	NO	BEHIND	LAP TIME	NO	BEHIND	LAP TIME	NO	BEHIND	LAP TIME
<b>16</b>		1:25.303	<b>16</b>		1:25.451	<b>16</b>		1:25.560	<b>16</b>		1:25.864	<b>16</b>		1:26.023
<b>100</b>	3.648	1:25.744	<b>100</b>	4.027	1:25.830	<b>100</b>	4.478	1:26.011	<b>100</b>	4.833	1:26.219	<b>100</b>	5.196	1:26.386
<b>1</b>	4.137	1:25.060	<b>1</b>	4.368	1:25.682	<b>1</b>	4.747	1:25.939	<b>1</b>	5.111	1:26.228	<b>1</b>	5.995	1:26.907
<b>17</b>	15.151	1:27.486	<b>17</b>	16.174	1:26.474	<b>17</b>	17.459	1:26.845	<b>17</b>	18.240	1:26.645	<b>17</b>	18.755	1:26.538
<b>285</b>	15.346	1:27.174	<b>101</b>	16.950	1:26.329	<b>101</b>	17.864	1:26.474	<b>285</b>	19.057	1:26.814	<b>285</b>	19.353	1:26.319
<b>101</b>	16.072	1:26.531	<b>285</b>	17.358	1:27.463	<b>285</b>	18.107	1:26.309	<b>101</b>	19.329	1:27.329	<b>101</b>	20.095	1:26.789
<b>27</b>	31.272	1:27.482	<b>27</b>	33.911	1:28.090	<b>27</b>	36.438	1:28.087	<b>27</b>	38.878	1:28.304	<b>27</b>	41.105	1:28.250
<b>22</b>	31.727	1:27.137	<b>22</b>	34.263	1:27.987	<b>22</b>	36.950	1:28.247	<b>22</b>	39.168	1:28.082	<b>22</b>	41.302	1:28.157
<b>81</b>	33.318	1:27.819	<b>81</b>	35.146	1:27.279	<b>81</b>	37.450	1:27.864	<b>81</b>	40.145	1:28.559	<b>81</b>	41.888	1:27.766
<b>77</b>	45.102	1:27.249	<b>77</b>	46.677	1:27.026	<b>77</b>	47.992	1:26.875	<b>77</b>	49.317	1:27.189	<b>77</b>	50.700	1:27.406
<b>115</b>	47.246	1:29.613	<b>115</b>	56.371	1:34.576	<b>115</b>	1:03.862	1:33.051 P	<b>117</b>	3 Laps	2:42.687 P			
<b>117</b>	2 Laps	3:53.687	<b>117</b>	2 Laps	1:45.187									

# TCR UK Championship

## RACE 1 - LAP ANALYSIS

DIFF = Difference To Personal Best Lap

P1 16 Callum NEWSHAM				
LAP	LAP TIME	DIFF	MPH	TIME OF DAY
1 -	1:28.491	4.531	95.84	13:37:58.881
2 -	1:24.355	0.395	100.54	13:39:23.236
3 -	1:24.098 (3)	0.138	100.85	13:40:47.334
4 -	1:24.042 (2)	0.082	100.92	13:42:11.376
5 -	<b>1:23.960 (1)</b>		<b>101.01</b>	<b>13:43:35.336</b>
6 -	1:24.410	0.450	100.48	13:44:59.746
7 -	1:24.452	0.492	100.43	13:46:24.198
8 -	1:24.672	0.712	100.17	13:47:48.870
9 -	1:24.547	0.587	100.31	13:49:13.417
10 -	1:25.261	1.301	99.47	13:50:38.678
11 -	1:25.303	1.343	99.42	13:52:03.981
12 -	1:25.451	1.491	99.25	13:53:29.432
13 -	1:25.560	1.600	99.13	13:54:54.992
14 -	1:25.864	1.904	98.77	13:56:20.856
15 -	1:26.023	2.063	98.59	13:57:46.879

P2 100 Steven LAIDLAW				
LAP	LAP TIME	DIFF	MPH	TIME OF DAY
1 -	1:30.385	6.581	93.83	13:38:00.775
2 -	<b>1:23.804 (1)</b>		<b>101.20</b>	<b>13:39:24.579</b>
3 -	1:24.528	0.724	100.34	13:40:49.107
4 -	1:24.068 (3)	0.264	100.88	13:42:13.175
5 -	1:23.890 (2)	0.086	101.10	13:43:37.065
6 -	1:24.538	0.734	100.32	13:45:01.603
7 -	1:24.576	0.772	100.28	13:46:26.179
8 -	1:25.039	1.235	99.73	13:47:51.218
9 -	1:25.289	1.485	99.44	13:49:16.507
10 -	1:25.378	1.574	99.34	13:50:41.885
11 -	1:25.744	1.940	98.91	13:52:07.629
12 -	1:25.830	2.026	98.81	13:53:33.459
13 -	1:26.011	2.207	98.61	13:54:59.470
14 -	1:26.219	2.415	98.37	13:56:25.689
15 -	1:26.386	2.582	98.18	13:57:52.075

P3 1 Carl BOARDLEY				
LAP	LAP TIME	DIFF	MPH	TIME OF DAY
1 -	1:31.019	7.198	93.18	13:38:01.409
2 -	1:24.062 (2)	0.241	100.89	13:39:25.471
3 -	1:24.168 (3)	0.347	100.77	13:40:49.639
4 -	1:24.547	0.726	100.31	13:42:14.186
5 -	<b>1:23.821 (1)</b>		<b>101.18</b>	<b>13:43:38.007</b>
6 -	1:24.239	0.418	100.68	13:45:02.246
7 -	1:24.766	0.945	100.05	13:46:27.012
8 -	1:24.932	1.111	99.86	13:47:51.944
9 -	1:25.628	1.807	99.05	13:49:17.572
10 -	1:25.486	1.665	99.21	13:50:43.058
11 -	1:25.060	1.239	99.71	13:52:08.118
12 -	1:25.682	1.861	98.98	13:53:33.800
13 -	1:25.939	2.118	98.69	13:54:59.739
14 -	1:26.228	2.407	98.36	13:56:25.967
15 -	1:26.907	3.086	97.59	13:57:52.874

P4 17 Brad HUTCHISON				
LAP	LAP TIME	DIFF	MPH	TIME OF DAY
1 -	1:32.043	7.273	92.14	13:38:02.433
2 -	<b>1:24.770 (1)</b>		<b>100.05</b>	<b>13:39:27.203</b>
3 -	1:24.896 (2)	0.126	99.90	13:40:52.099
4 -	1:25.156 (3)	0.386	99.60	13:42:17.255
5 -	1:25.771	1.001	98.88	13:43:43.026
6 -	1:25.795	1.025	98.85	13:45:08.821

DIFF = Difference To Personal Best Lap

7 -	1:25.728	0.958	98.93	13:46:34.549
8 -	1:25.631	0.861	99.04	13:48:00.180
9 -	1:25.580	0.810	99.10	13:49:25.760
10 -	1:25.886	1.116	98.75	13:50:51.646
11 -	1:27.486	2.716	96.94	13:52:19.132
12 -	1:26.474	1.704	98.08	13:53:45.606
13 -	1:26.845	2.075	97.66	13:55:12.451
14 -	1:26.645	1.875	97.88	13:56:39.096
15 -	1:26.538	1.768	98.01	13:58:05.634

P5 285 Darron LEWIS				
LAP	LAP TIME	DIFF	MPH	TIME OF DAY
1 -	1:33.032	8.290	91.16	13:38:03.422
2 -	1:24.845 (2)	0.103	99.96	13:39:28.267
3 -	1:25.192 (3)	0.450	99.55	13:40:53.459
4 -	<b>1:24.742 (1)</b>		<b>100.08</b>	<b>13:42:18.201</b>
5 -	1:25.580	0.838	99.10	13:43:43.781
6 -	1:25.432	0.690	99.27	13:45:09.213
7 -	1:26.214	1.472	98.37	13:46:35.427
8 -	1:25.517	0.775	99.18	13:48:00.944
9 -	1:25.505	0.763	99.19	13:49:26.449
10 -	1:25.704	0.962	98.96	13:50:52.153
11 -	1:27.174	2.432	97.29	13:52:19.327
12 -	1:27.463	2.721	96.97	13:53:46.790
13 -	1:26.309	1.567	98.27	13:55:13.099
14 -	1:26.814	2.072	97.69	13:56:39.913
15 -	1:26.319	1.577	98.25	13:58:06.232

P6 101 Sam LAIDLAW				
LAP	LAP TIME	DIFF	MPH	TIME OF DAY
1 -	1:33.496	8.825	90.71	13:38:03.886
2 -	<b>1:24.671 (1)</b>		<b>100.17</b>	<b>13:39:28.557</b>
3 -	1:25.128 (3)	0.457	99.63	13:40:53.685
4 -	1:24.881 (2)	0.210	99.92	13:42:18.566
5 -	1:25.772	1.101	98.88	13:43:44.338
6 -	1:25.293	0.622	99.44	13:45:09.631
7 -	1:26.086	1.415	98.52	13:46:35.717
8 -	1:26.193	1.522	98.40	13:48:01.910
9 -	1:26.159	1.488	98.44	13:49:28.069
10 -	1:25.453	0.782	99.25	13:50:53.522
11 -	1:26.531	1.860	98.01	13:52:20.053
12 -	1:26.329	1.658	98.24	13:53:46.382
13 -	1:26.474	1.803	98.08	13:55:12.856
14 -	1:27.329	2.658	97.12	13:56:40.185
15 -	1:26.789	2.118	97.72	13:58:06.974

P7 27 William BEECH				
LAP	LAP TIME	DIFF	MPH	TIME OF DAY
1 -	1:36.506	10.001	87.88	13:38:06.896
2 -	1:26.939	0.434	97.55	13:39:33.835
3 -	1:26.584 (3)	0.079	97.95	13:41:00.419
4 -	<b>1:26.505 (1)</b>		<b>98.04</b>	<b>13:42:26.924</b>
5 -	1:26.551 (2)	0.046	97.99	13:43:53.475
6 -	1:26.691	0.186	97.83	13:45:20.166
7 -	1:26.752	0.247	97.76	13:46:46.918
8 -	1:27.190	0.685	97.27	13:48:14.108
9 -	1:26.653	0.148	97.88	13:49:40.761
10 -	1:27.010	0.505	97.47	13:51:07.771
11 -	1:27.482	0.977	96.95	13:52:35.253
12 -	1:28.090	1.585	96.28	13:54:03.343
13 -	1:28.087	1.582	96.28	13:55:31.430
14 -	1:28.304	1.799	96.05	13:56:59.734
15 -	1:28.250	1.745	96.10	13:58:27.984

# TCR UK Championship

## RACE 1 - LAP ANALYSIS

DIFF = Difference To Personal Best Lap

<b>P8 22 Rick KERRY</b>				
LAP	LAP TIME	DIFF	MPH	TIME OF DAY
1 -	1:36.708	10.395	87.70	13:38:07.098
2 -	1:27.305	0.992	97.14	13:39:34.403
3 -	1:26.998	0.685	97.49	13:41:01.401
4 -	1:26.738	0.425	97.78	13:42:28.139
5 -	1:26.947	0.634	97.54	13:43:55.086
6 -	1:27.315	1.002	97.13	13:45:22.401
7 -	1:26.342 (2)	0.029	98.23	13:46:48.743
<b>8 -</b>	<b>1:26.313 (1)</b>		<b>98.26</b>	<b>13:48:15.056</b>
9 -	1:26.849	0.536	97.65	13:49:41.905
10 -	1:26.666 (3)	0.353	97.86	13:51:08.571
11 -	1:27.137	0.824	97.33	13:52:35.708
12 -	1:27.987	1.674	96.39	13:54:03.695
13 -	1:28.247	1.934	96.11	13:55:31.942
14 -	1:28.082	1.769	96.29	13:57:00.024
15 -	1:28.157	1.844	96.21	13:58:28.181

<b>P9 81 Stewart LINES</b>				
LAP	LAP TIME	DIFF	MPH	TIME OF DAY
1 -	1:38.846	13.122	85.80	13:38:09.236
2 -	1:26.026 (2)	0.302	98.59	13:39:35.262
3 -	1:27.157	1.433	97.31	13:41:02.419
4 -	1:27.248	1.524	97.21	13:42:29.667
5 -	1:27.193	1.469	97.27	13:43:56.860
6 -	1:28.053	2.329	96.32	13:45:24.913
7 -	1:26.574	0.850	97.96	13:46:51.487
8 -	1:26.058 (3)	0.334	98.55	13:48:17.545
9 -	1:26.211	0.487	98.38	13:49:43.756
<b>10 -</b>	<b>1:25.724 (1)</b>		<b>98.94</b>	<b>13:51:09.480</b>
11 -	1:27.819	2.095	96.58	13:52:37.299
12 -	1:27.279	1.555	97.17	13:54:04.578
13 -	1:27.864	2.140	96.53	13:55:32.442
14 -	1:28.559	2.835	95.77	13:57:01.001
15 -	1:27.766	2.042	96.63	13:58:28.767

<b>P10 77 Mark SMITH</b>				
LAP	LAP TIME	DIFF	MPH	TIME OF DAY
1 -	1:41.576	14.713	83.50	13:38:11.966
2 -	1:28.966	2.103	95.33	13:39:40.932
3 -	1:27.299	0.436	97.15	13:41:08.231
4 -	1:27.562	0.699	96.86	13:42:35.793
5 -	1:27.246	0.383	97.21	13:44:03.039
6 -	1:27.048	0.185	97.43	13:45:30.087
7 -	1:27.739	0.876	96.66	13:46:57.826
<b>8 -</b>	<b>1:26.863 (1)</b>		<b>97.64</b>	<b>13:48:24.689</b>
9 -	1:27.939	1.076	96.44	13:49:52.628
10 -	1:29.206	2.343	95.07	13:51:21.834
11 -	1:27.249	0.386	97.21	13:52:49.083
12 -	1:27.026 (3)	0.163	97.46	13:54:16.109
13 -	1:26.875 (2)	0.012	97.63	13:55:42.984
14 -	1:27.189	0.326	97.27	13:57:10.173
15 -	1:27.406	0.543	97.03	13:58:37.579

<b>P11 115 Luke SARGEANT</b>				
LAP	LAP TIME	DIFF	MPH	TIME OF DAY
1 -	1:40.140	13.271	84.69	13:38:10.530
2 -	1:28.627	1.758	95.70	13:39:39.157
3 -	1:28.135	1.266	96.23	13:41:07.292
4 -	1:27.381 (3)	0.512	97.06	13:42:34.673
5 -	1:27.483	0.614	96.95	13:44:02.156
<b>6 -</b>	<b>1:26.869 (1)</b>		<b>97.63</b>	<b>13:45:29.025</b>

DIFF = Difference To Personal Best Lap

7 -	1:27.257 (2)	0.388	97.20	13:46:56.282
8 -	1:28.087	1.218	96.28	13:48:24.369
9 -	1:27.482	0.613	96.95	13:49:51.851
10 -	1:29.763	2.894	94.48	13:51:21.614
11 -	1:29.613	2.744	94.64	13:52:51.227
12 -	1:34.576	7.707	89.68	13:54:25.803
13 -	1:33.051 P	6.182	91.15	13:55:58.854

<b>P12 117 Adam SHEPHERD</b>				
LAP	LAP TIME	DIFF	MPH	TIME OF DAY
1 -	1:29.476	5.933	94.79	13:37:59.866
<b>2 -</b>	<b>1:23.543 (1)</b>		<b>101.52</b>	<b>13:39:23.409</b>
3 -	1:24.733 (2)	1.190	100.09	13:40:48.142
4 -	1:27.284 (3)	3.741	97.17	13:42:15.426
5 -	1:34.326	10.783	89.91	13:43:49.752
6 -	1:38.580	15.037	86.03	13:45:28.332
7 -	1:45.460	21.917	80.42	13:47:13.792
8 -	1:44.948 P	21.405	80.81	13:48:58.740
9 -	3:53.687	2:30.144	36.29	13:52:52.427
10 -	1:45.187	21.644	80.63	13:54:37.614
11 -	2:42.687 P	1:19.144	52.13	13:57:20.301

# TCR UK Championship

## RACE 1 - STATISTICS

**Competitors Started** 12  
**Planned Start** 2024-09-21 @ 13:35:00.000  
**Actual Start** 2024-09-21 @ 13:36:30.390  
**Finish Time** 2024-09-21 @ 13:57:46.208  
**Track Length** 2.3560mi.  
**Total Laps** 174  
**Total Distance Covered** 409.9445mi.

### Session Fastest Lap History

NO	CL	NAME	LAP TIME	TIME OF DAY	LAP	VEHICLE
16		Callum NEWSHAM	<b>1:28.491</b>	13:37:58.955	1	Hyundai i30 N TCR
16		Callum NEWSHAM	<b>1:24.355</b>	13:39:23.311	2	Hyundai i30 N TCR
117		Adam SHEPHERD	<b>1:23.543</b>	13:39:23.434	2	Cupra Leon Competición TCR

### Session Leader History

NO	CL	NAME	FROM LAP	LAPS LED	DISTANCE	VEHICLE
16		Callum NEWSHAM	1	15	35.34 miles	Hyundai i30 N TCR

### Flag History

TYPE	TIME OF DAY
GREEN	13:36:30.390
FINISH	13:57:46.208

### Flag Statistics

TYPE	COUNT	TOTAL LAPS	TOTAL TIME
Green	1	15	22:34.721
Red	0	0	0.000
Safety Car	0	0	0.000
FCY	0	0	0.000



# TCR UK Championship

## RACE 1 - STATISTICS

CLASS :

9 Starters

### Fastest Lap History

NO	NAME	LAP TIME	TIME OF DAY	LAP	VEHICLE
16	Callum NEWSHAM	1:28.491	13:37:58.955	1	Hyundai i30 N TCR
16	Callum NEWSHAM	1:24.355	13:39:23.311	2	Hyundai i30 N TCR
117	Adam SHEPHERD	1:23.543	13:39:23.434	2	Cupra Leon Competición TCR

### Leader History

NO	NAME	FROM LAP	LAPS LED	DISTANCE	VEHICLE
16	Callum NEWSHAM	1	15	35.34 miles	Hyundai i30 N TCR

# TCR UK Championship

## RACE 1 - STATISTICS

CLASS : GEN 1

3 Starters

### Fastest Lap History


NO	NAME	LAP TIME	TIME OF DAY	LAP	VEHICLE
27	William BEECH	<b>1:36.506</b>	13:38:06.915	1	Volkswagen Golf Gti TCR
27	William BEECH	<b>1:26.939</b>	13:39:33.853	2	Volkswagen Golf Gti TCR
27	William BEECH	<b>1:26.584</b>	13:41:00.437	3	Volkswagen Golf Gti TCR
27	William BEECH	<b>1:26.505</b>	13:42:26.942	4	Volkswagen Golf Gti TCR
22	Rick KERRY	<b>1:26.342</b>	13:46:48.775	7	Cupra TCR
22	Rick KERRY	<b>1:26.313</b>	13:48:15.088	8	Cupra TCR

### Leader History

NO	NAME	FROM LAP	LAPS LED	DISTANCE	VEHICLE
27	William BEECH	1	15	35.34 miles	Volkswagen Golf Gti TCR

**TCR UK Championship**  
**RACE 18 - GRID (20 minutes)**

ROW 6	11	115	Luke SARGEANT	12	117	Adam SHEPHERD
ROW 5	9	100	Steven LAIDLAW	10	16	Callum NEWSHAM
ROW 4	7	17	Brad HUTCHISON	8	1	Carl BOARDLEY
ROW 3	5	101	Sam LAIDLAW	6	285	Darron LEWIS
ROW 2	3	22	Rick KERRY	4	27	William BEECH
ROW 1	1	77	Mark SMITH	2	81	Stewart LINES
<b>Pole</b>						



These results are provisional until the conclusion of any judicial and technical matters.

Thruxton: 2.3560 miles

Clerk Of Course: Andy Holley

Stewards:

Timekeeper: Sarah Evans



Results can be found at [www.tsl-timing.com](http://www.tsl-timing.com)

Printed - 17:18 Saturday, 21 September 2024



# TCR UK Championship

## RACE 18 - CLASSIFICATION - AMENDED

Race Distance: 13 Laps / 30.62 miles

POS	NO	CL	PIC	NAME	ENTRY	LAPS	TIME	GAP	DIFF	MPH	BEST	ON	GRD	↑↓
1	1		1	Carl BOARDLEY	Cupra Leon Competición TCR - CBM With Hart GT	13	21:15.625			86.43	1:24.360	8	8	7
2	17		2	Brad HUTCHISON	Cupra Leon Competición TCR - Bond It with MPH Racing	13	21:26.808	11.183	11.183	85.68	1:25.407	6	7	5
3	100		3	Steven LAIDLAW	Cupra Leon Competición TCR - Area Motorsport	13	21:27.947	12.322	1.139	85.60	1:25.381	9	9	6
4	81		4	Stewart LINES	Hyundai i30 N TCR - Maximum Motorsport with Capture Mot	13	21:29.471	13.846	1.524	85.50	1:26.112	9	2	-2
5	285		5	Darron LEWIS	Hyundai i30 N TCR - DLR with JH Racing	13	21:29.879	14.254	0.408	85.48	1:25.701	9	6	1
6	22	GEN 1	1	Rick KERRY	Cupra TCR - EDF Motorsport	13	21:35.367	19.742	5.488	85.11	1:27.206	5	3	-3
7	115		6	Luke SARGEANT	Audi RS3 LMS TCR Gen 2 - RS Vehicle Sales	13	21:36.144	20.519	0.777	85.06	1:26.214	5	11	4
8	27	GEN 1	2	William BEECH	Volkswagen Golf Gti TCR - Capture Motorsport	13	21:37.840	22.215	1.696	84.95	1:26.897	10	4	-4
9	77	GEN 1	3	Mark SMITH	Cupra TCR - Richmond Fire Motorsport	13	21:44.714	29.089	6.874	84.50	1:27.120	5	1	-8

### NOT CLASSIFIED

DNF	117			Adam SHEPHERD	Cupra Leon Competición TCR - Area Motorsport with Sheph	10	19:23.035	3 Laps	3 Laps	72.92	1:24.682	4	12	
DNF	16			Callum NEWSHAM	Hyundai i30 N TCR - JH Racing	0							10	
DQ	101*			Sam LAIDLAW	Hyundai i30 N TCR - Capture Motorsport								5	

### FASTEST LAP

1				Carl BOARDLEY	Cupra Leon Competición TCR - CBM With Hart GT	8	1:24.360			100.54 mph			161.80 kph	
27	GEN 1			William BEECH	Volkswagen Golf Gti TCR - Capture Motorsport	10	1:26.897			97.60 mph			157.08 kph	

**Comments: Car 101 - Under Motorsport UK regulations C3.5.1(a) + (b) The event will still count as one of the events contributing to your total Championship score and you will be disqualified from the event (race) forfeiting all Championship points, prize money and other awards (G5.3) - Contravention of Motorsport UK regulation C3.1.1**

Weather / Track : Cloudy / Wet

Date: 22/09/2024 Start: 15:29 Finish: 15:50

These results are provisional until the conclusion of any judicial and technical matters.

Thruxton: 2.3560 miles

Clerk Of Course: Andy Holley	Stewards:	Timekeeper: Sarah Evans	
------------------------------	-----------	-------------------------	--

Results can be found at [www.tsl-timing.com](http://www.tsl-timing.com)

Printed - 17:00 Sunday, 22 September 2024



# TCR UK Championship

## RACE 18 - LAP CHART

LAP 1 @ 15:31:13.995			LAP 2 @ 15:34:03.295			LAP 3 @ 15:36:18.796			LAP 4 @ 15:37:45.412			LAP 5 @ 15:39:10.901		
NO	BEHIND	LAP TIME	NO	BEHIND	LAP TIME	NO	BEHIND	LAP TIME	NO	BEHIND	LAP TIME	NO	BEHIND	LAP TIME
<b>81</b>		1:54.343	<b>81</b>		2:49.300	<b>81</b>		2:15.501	<b>101</b>		1:25.654	<b>101</b>		1:25.489
<b>22</b>	1.391	1:55.734	<b>22</b>	1.645	2:49.554	<b>22</b>	0.486	2:14.342	<b>81</b>	0.513	1:27.129	<b>1</b>	0.594	1:25.045
<b>101</b>	3.687	1:58.030	<b>101</b>	3.411	2:49.024	<b>101</b>	0.962	2:13.052	<b>1</b>	1.038	1:26.145	<b>117</b>	1.680	1:24.879
<b>1</b>	5.939	2:00.282	<b>1</b>	4.643	2:48.004	<b>1</b>	1.509	2:12.367	<b>22</b>	1.940	1:28.070	<b>81</b>	3.110	1:28.086
<b>27</b>	7.056	2:01.399	<b>27</b>	6.001	2:48.245	<b>27</b>	2.905	2:12.405	<b>117</b>	2.290	1:24.682	<b>22</b>	3.657	1:27.206
<b>285</b>	8.121	2:02.464	<b>285</b>	7.261	2:48.440	<b>285</b>	3.091	2:11.331	<b>285</b>	3.216	1:26.741	<b>285</b>	3.947	1:26.220
<b>115</b>	8.930	2:03.273	<b>115</b>	8.232	2:48.602	<b>115</b>	3.709	2:10.978	<b>17</b>	4.050	1:26.154	<b>17</b>	4.197	1:25.636
<b>117</b>	10.875	2:05.218	<b>117</b>	10.654	2:49.079	<b>117</b>	4.224	2:09.071	<b>115</b>	5.219	1:28.126	<b>115</b>	5.944	1:26.214
<b>17</b>	13.842	2:08.185	<b>17</b>	13.892	2:49.350	<b>17</b>	4.512	2:06.121	<b>100</b>	5.702	1:25.918	<b>100</b>	6.647	1:26.434
<b>77</b>	1:31.541	3:25.884	<b>77</b>	18.898	1:36.657	<b>77</b>	6.157	2:02.760	<b>27</b>	7.182	1:30.893	<b>27</b>	8.808	1:27.115
<b>100</b>	1:32.747	3:27.090	<b>100</b>	19.634	1:36.187	<b>100</b>	6.400	2:02.267	<b>77</b>	7.856	1:28.315	<b>77</b>	9.487	1:27.120

# TCR UK Championship

## RACE 18 - LAP CHART

LAP 6 @ 15:40:36.829			LAP 7 @ 15:42:02.207			LAP 8 @ 15:43:28.087			LAP 9 @ 15:44:52.838			LAP 10 @ 15:46:17.992		
NO	BEHIND	LAP TIME	NO	BEHIND	LAP TIME	NO	BEHIND	LAP TIME	NO	BEHIND	LAP TIME	NO	BEHIND	LAP TIME
<b>101</b>		1:25.928	<b>101</b>		1:25.378	<b>1</b>		1:24.360	<b>1</b>		1:24.751	<b>1</b>		1:25.154
<b>117</b>	0.852	1:25.100	<b>1</b>	1.520	1:25.754	<b>101</b>	0.340	1:26.220	<b>101</b>	1.403	1:25.814	<b>101</b>	2.093	1:25.844
<b>1</b>	1.144	1:26.478	<b>17</b>	3.956	1:25.658	<b>17</b>	4.296	1:26.220	<b>17</b>	5.328	1:25.783	<b>17</b>	6.586	1:26.412
<b>81</b>	3.534	1:26.352	<b>81</b>	4.989	1:26.833	<b>81</b>	5.747	1:26.638	<b>81</b>	7.108	1:26.112	<b>81</b>	8.894	1:26.940
<b>17</b>	3.676	1:25.407	<b>117</b>	5.474	1:30.000	<b>285</b>	6.613	1:25.965	<b>285</b>	7.563	1:25.701	<b>285</b>	9.101	1:26.692
<b>22</b>	5.127	1:27.398	<b>285</b>	6.528	1:26.301	<b>100</b>	8.352	1:26.454	<b>100</b>	8.982	1:25.381	<b>100</b>	9.501	1:25.673
<b>285</b>	5.605	1:27.586	<b>22</b>	7.549	1:27.800	<b>117</b>	8.681	1:29.087 P	<b>22</b>	12.024	1:27.291	<b>117</b>	1 Lap	2:51.140 P
<b>115</b>	6.612	1:26.596	<b>100</b>	7.778	1:26.162	<b>22</b>	9.484	1:27.815	<b>115</b>	12.836	1:26.814	<b>22</b>	14.113	1:27.243
<b>100</b>	6.994	1:26.275	<b>115</b>	8.906	1:27.672	<b>115</b>	10.773	1:27.747	<b>27</b>	15.715	1:26.973	<b>115</b>	15.143	1:27.461
<b>27</b>	10.086	1:27.206	<b>27</b>	12.011	1:27.303	<b>27</b>	13.493	1:27.362	<b>77</b>	18.105	1:27.634	<b>27</b>	17.458	1:26.897
<b>77</b>	10.978	1:27.419	<b>77</b>	13.295	1:27.695	<b>77</b>	15.222	1:27.807				<b>77</b>	21.050	1:28.099

# TCR UK Championship

## RACE 18 - LAP CHART

LAP 11 @ 15:47:43.266			LAP 12 @ 15:49:08.968			LAP 13 @ 15:50:35.277		
NO	BEHIND	LAP TIME	NO	BEHIND	LAP TIME	NO	BEHIND	LAP TIME
1		1:25.274	1		1:25.702	1		1:26.309
101	2.704	1:25.885	101	3.061	1:26.059	101	3.735	1:26.983
17	8.086	1:26.774	17	10.135	1:27.751	17	11.183	1:27.357
81	11.068	1:27.448	81	12.549	1:27.183	100	12.322	1:25.614
285	11.666	1:27.839	100	13.017	1:26.692	81	13.846	1:27.606
100	12.027	1:27.800	285	13.414	1:27.450	285	14.254	1:27.149
22	16.571	1:27.732	22	18.112	1:27.243	22	19.742	1:27.939
115	17.349	1:27.480	115	19.155	1:27.508	115	20.519	1:27.673
27	19.637	1:27.453	27	21.097	1:27.162	27	22.215	1:27.427
77	23.523	1:27.747	77	25.838	1:28.017	77	29.089	1:29.560
117	1 Lap	2:14.779 P						

# TCR UK Championship

## RACE 18 - LAP ANALYSIS

DIFF = Difference To Personal Best Lap

<b>P1 1 Carl BOARDLEY</b>				
LAP	LAP TIME	DIFF	MPH	TIME OF DAY
1 -	2:00.282	35.922	70.51	15:31:19.934
2 -	2:48.004	1:23.644	50.48	15:34:07.938
3 -	2:12.367	48.007	64.07	15:36:20.305
4 -	1:26.145	1.785	98.45	15:37:46.450
5 -	1:25.045 (3)	0.685	99.73	15:39:11.495
6 -	1:26.478	2.118	98.07	15:40:37.973
7 -	1:25.754	1.394	98.90	15:42:03.727
8 -	1:24.360 (1)		100.54	15:43:28.087
9 -	1:24.751 (2)	0.391	100.07	15:44:52.838
10 -	1:25.154	0.794	99.60	15:46:17.992
11 -	1:25.274	0.914	99.46	15:47:43.266
12 -	1:25.702	1.342	98.96	15:49:08.968
13 -	1:26.309	1.949	98.27	15:50:35.277

<b>P2 101 Sam LAIDLAW</b>				
LAP	LAP TIME	DIFF	MPH	TIME OF DAY
1 -	1:58.030	32.652	71.85	15:31:17.682
2 -	2:49.024	1:23.646	50.17	15:34:06.706
3 -	2:13.052	47.674	63.74	15:36:19.758
4 -	1:25.654 (3)	0.276	99.02	15:37:45.412
5 -	1:25.489 (2)	0.111	99.21	15:39:10.901
6 -	1:25.928	0.550	98.70	15:40:36.829
7 -	1:25.378 (1)		99.34	15:42:02.207
8 -	1:26.220	0.842	98.37	15:43:28.427
9 -	1:25.814	0.436	98.83	15:44:54.241
10 -	1:25.844	0.466	98.80	15:46:20.085
11 -	1:25.885	0.507	98.75	15:47:45.970
12 -	1:26.059	0.681	98.55	15:49:12.029
13 -	1:26.983	1.605	97.50	15:50:39.012

<b>P3 17 Brad HUTCHISON</b>				
LAP	LAP TIME	DIFF	MPH	TIME OF DAY
1 -	2:08.185	42.778	66.16	15:31:27.837
2 -	2:49.350	1:23.943	50.08	15:34:17.187
3 -	2:06.121	40.714	67.24	15:36:23.308
4 -	1:26.154	0.747	98.44	15:37:49.462
5 -	1:25.636 (2)	0.229	99.04	15:39:15.098
6 -	1:25.407 (1)		99.30	15:40:40.505
7 -	1:25.658 (3)	0.251	99.01	15:42:06.163
8 -	1:26.220	0.813	98.37	15:43:32.383
9 -	1:25.783	0.376	98.87	15:44:58.166
10 -	1:26.412	1.005	98.15	15:46:24.578
11 -	1:26.774	1.367	97.74	15:47:51.352
12 -	1:27.751	2.344	96.65	15:49:19.103
13 -	1:27.357	1.950	97.09	15:50:46.460

<b>P4 100 Steven LAIDLAW</b>				
LAP	LAP TIME	DIFF	MPH	TIME OF DAY
1 -	3:27.090	2:01.709	40.95	15:32:46.742
2 -	1:36.187	10.806	88.17	15:34:22.929
3 -	2:02.267	36.886	69.36	15:36:25.196
4 -	1:25.918	0.537	98.71	15:37:51.114
5 -	1:26.434	1.053	98.12	15:39:17.548
6 -	1:26.275	0.894	98.30	15:40:43.823
7 -	1:26.162	0.781	98.43	15:42:09.985
8 -	1:26.454	1.073	98.10	15:43:36.439
9 -	1:25.381 (1)		99.33	15:45:01.820
10 -	1:25.673 (3)	0.292	98.99	15:46:27.493
11 -	1:27.800	2.419	96.60	15:47:55.293
12 -	1:26.692	1.311	97.83	15:49:21.985

DIFF = Difference To Personal Best Lap

<b>P5 81 Stewart LINES</b>				
LAP	LAP TIME	DIFF	MPH	TIME OF DAY
13 -	1:25.614 (2)	0.233	99.06	15:50:47.599
1 -	1:54.343	28.231	74.17	15:31:13.995
2 -	2:49.300	1:23.188	50.09	15:34:03.295
3 -	2:15.501	49.389	62.59	15:36:18.796
4 -	1:27.129	1.017	97.34	15:37:45.925
5 -	1:28.086	1.974	96.28	15:39:14.011
6 -	1:26.352 (2)	0.240	98.22	15:40:40.363
7 -	1:26.833	0.721	97.67	15:42:07.196
8 -	1:26.638 (3)	0.526	97.89	15:43:33.834
9 -	1:26.112 (1)		98.49	15:44:59.946
10 -	1:26.940	0.828	97.55	15:46:26.886
11 -	1:27.448	1.336	96.99	15:47:54.334
12 -	1:27.183	1.071	97.28	15:49:21.517
13 -	1:27.606	1.494	96.81	15:50:49.123

<b>P6 285 Darron LEWIS</b>				
LAP	LAP TIME	DIFF	MPH	TIME OF DAY
1 -	2:02.464	36.763	69.25	15:31:22.116
2 -	2:48.440	1:22.739	50.35	15:34:10.556
3 -	2:11.331	45.630	64.58	15:36:21.887
4 -	1:26.741	1.040	97.78	15:37:48.628
5 -	1:26.220 (3)	0.519	98.37	15:39:14.848
6 -	1:27.586	1.885	96.83	15:40:42.434
7 -	1:26.301	0.600	98.27	15:42:08.735
8 -	1:25.965 (2)	0.264	98.66	15:43:34.700
9 -	1:25.701 (1)		98.96	15:45:00.401
10 -	1:26.692	0.991	97.83	15:46:27.093
11 -	1:27.839	2.138	96.55	15:47:54.932
12 -	1:27.450	1.749	96.98	15:49:22.382
13 -	1:27.149	1.448	97.32	15:50:49.531

<b>P7 22 Rick KERRY</b>				
LAP	LAP TIME	DIFF	MPH	TIME OF DAY
1 -	1:55.734	28.528	73.28	15:31:15.386
2 -	2:49.554	1:22.348	50.02	15:34:04.940
3 -	2:14.342	47.136	63.13	15:36:19.282
4 -	1:28.070	0.864	96.30	15:37:47.352
5 -	1:27.206 (1)		97.25	15:39:14.558
6 -	1:27.398	0.192	97.04	15:40:41.956
7 -	1:27.800	0.594	96.60	15:42:09.756
8 -	1:27.815	0.609	96.58	15:43:37.571
9 -	1:27.291	0.085	97.16	15:45:04.862
10 -	1:27.243 (2)	0.037	97.21	15:46:32.105
11 -	1:27.732	0.526	96.67	15:47:59.837
12 -	1:27.243 (2)	0.037	97.21	15:49:27.080
13 -	1:27.939	0.733	96.44	15:50:55.019

<b>P8 115 Luke SARGEANT</b>				
LAP	LAP TIME	DIFF	MPH	TIME OF DAY
1 -	2:03.273	37.059	68.80	15:31:22.925
2 -	2:48.602	1:22.388	50.30	15:34:11.527
3 -	2:10.978	44.764	64.75	15:36:22.505
4 -	1:28.126	1.912	96.24	15:37:50.631
5 -	1:26.214 (1)		98.37	15:39:16.845
6 -	1:26.596 (2)	0.382	97.94	15:40:43.441
7 -	1:27.672	1.458	96.74	15:42:11.113
8 -	1:27.747	1.533	96.65	15:43:38.860
9 -	1:26.814 (3)	0.600	97.69	15:45:05.674
10 -	1:27.461	1.247	96.97	15:46:33.135



# TCR UK Championship

## RACE 18 - LAP ANALYSIS

DIFF = Difference To Personal Best Lap

11 -	1:27.480	1.266	96.95	15:48:00.615
12 -	1:27.508	1.294	96.92	15:49:28.123
13 -	1:27.673	1.459	96.74	15:50:55.796

<b>P9 27 William BEECH</b>				
LAP	LAP TIME	DIFF	MPH	TIME OF DAY
1 -	2:01.399	34.502	69.86	15:31:21.051
2 -	2:48.245	1:21.348	50.41	15:34:09.296
3 -	2:12.405	45.508	64.05	15:36:21.701
4 -	1:30.893	3.996	93.31	15:37:52.594
5 -	1:27.115 (3)	0.218	97.36	15:39:19.709
6 -	1:27.206	0.309	97.25	15:40:46.915
7 -	1:27.303	0.406	97.15	15:42:14.218
8 -	1:27.362	0.465	97.08	15:43:41.580
9 -	1:26.973 (2)	0.076	97.52	15:45:08.553
10 -	1:26.897 (1)		97.60	15:46:35.450
11 -	1:27.453	0.556	96.98	15:48:02.903
12 -	1:27.162	0.265	97.30	15:49:30.065
13 -	1:27.427	0.530	97.01	15:50:57.492

<b>P10 77 Mark SMITH</b>				
LAP	LAP TIME	DIFF	MPH	TIME OF DAY
1 -	3:25.884	1:58.764	41.19	15:32:45.536
2 -	1:36.657	9.537	87.74	15:34:22.193
3 -	2:02.760	35.640	69.09	15:36:24.953
4 -	1:28.315	1.195	96.03	15:37:53.268
5 -	1:27.120 (1)		97.35	15:39:20.388
6 -	1:27.419 (2)	0.299	97.02	15:40:47.807
7 -	1:27.695	0.575	96.71	15:42:15.502
8 -	1:27.807	0.687	96.59	15:43:43.309
9 -	1:27.634 (3)	0.514	96.78	15:45:10.943
10 -	1:28.099	0.979	96.27	15:46:39.042
11 -	1:27.747	0.627	96.65	15:48:06.789
12 -	1:28.017	0.897	96.36	15:49:34.806
13 -	1:29.560	2.440	94.70	15:51:04.366

<b>P11 117 Adam SHEPHERD</b>				
LAP	LAP TIME	DIFF	MPH	TIME OF DAY
1 -	2:05.218	40.536	67.73	15:31:24.870
2 -	2:49.079	1:24.397	50.16	15:34:13.949
3 -	2:09.071	44.389	65.71	15:36:23.020
4 -	1:24.682 (1)		100.15	15:37:47.702
5 -	1:24.879 (2)	0.197	99.92	15:39:12.581
6 -	1:25.100 (3)	0.418	99.66	15:40:37.681
7 -	1:30.000	5.318	94.24	15:42:07.681
8 -	1:29.087 P	4.405	95.20	15:43:36.768
9 -	2:51.140 P	1:26.458	49.55	15:46:27.908
10 -	2:14.779 P	50.097	62.92	15:48:42.687

# TCR UK Championship

## RACE 18 - STATISTICS

**Competitors Started** 12  
**Planned Start** 2024-09-22 @ 15:10:00.000  
**Actual Start** 2024-09-22 @ 15:29:19.651  
**Finish Time** 2024-09-22 @ 15:50:33.837  
**Track Length** 2.3560mi.  
**Total Laps** 140  
**Total Distance Covered** 329.8404mi.

### Session Fastest Lap History

NO	CL	NAME	LAP TIME	TIME OF DAY	LAP	VEHICLE
81		Stewart LINES	<b>1:54.343</b>	15:31:14.056	1	Hyundai i30 N TCR
77	GEN 1	Mark SMITH	<b>1:36.657</b>	15:34:22.206	2	Cupra TCR
100		Steven LAIDLAW	<b>1:36.187</b>	15:34:22.976	2	Cupra Leon Competición TCR
101		Sam LAIDLAW	<b>1:25.654</b>	15:37:45.438	4	Hyundai i30 N TCR
117		Adam SHEPHERD	<b>1:24.682</b>	15:37:47.728	4	Cupra Leon Competición TCR
1		Carl BOARDLEY	<b>1:24.360</b>	15:43:28.113	8	Cupra Leon Competición TCR

### Session Leader History

NO	CL	NAME	FROM LAP	LAPS LED	DISTANCE	VEHICLE
81		Stewart LINES	1	3	7.06 miles	Hyundai i30 N TCR
101		Sam LAIDLAW	4	4	9.42 miles	Hyundai i30 N TCR
1		Carl BOARDLEY	8	6	14.13 miles	Cupra Leon Competición TCR

### Flag History

TYPE	TIME OF DAY
GREEN	15:29:19.651
SAFETY	15:30:04.555
GREEN	15:36:17.491
FINISH	15:50:33.837

### Flag Statistics

TYPE	COUNT	TOTAL LAPS	TOTAL TIME
Green	2	11	15:51.993
Red	0	0	0.000
Safety Car	1	2	6:12.936
FCY	0	0	0.000

# TCR UK Championship

## RACE 18 - STATISTICS

CLASS :

9 Starters

### Fastest Lap History

NO	NAME	LAP TIME	TIME OF DAY	LAP	VEHICLE
81	Stewart LINES	<b>1:54.343</b>	15:31:14.056	1	Hyundai i30 N TCR
100	Steven LAIDLAW	<b>1:36.187</b>	15:34:22.976	2	Cupra Leon Competición TCR
101	Sam LAIDLAW	<b>1:25.654</b>	15:37:45.438	4	Hyundai i30 N TCR
117	Adam SHEPHERD	<b>1:24.682</b>	15:37:47.728	4	Cupra Leon Competición TCR
1	Carl BOARDLEY	<b>1:24.360</b>	15:43:28.113	8	Cupra Leon Competición TCR

### Leader History

NO	NAME	FROM LAP	LAPS LED	DISTANCE	VEHICLE
81	Stewart LINES	1	3	7.06 miles	Hyundai i30 N TCR
101	Sam LAIDLAW	4	4	9.42 miles	Hyundai i30 N TCR
1	Carl BOARDLEY	8	6	14.13 miles	Cupra Leon Competición TCR

# TCR UK Championship

## RACE 18 - STATISTICS

CLASS : GEN 1

3 Starters

### Fastest Lap History

NO	NAME	LAP TIME	TIME OF DAY	LAP	VEHICLE
22	Rick KERRY	1:55.734	15:31:15.470	1	Cupra TCR
77	Mark SMITH	1:36.657	15:34:22.206	2	Cupra TCR
22	Rick KERRY	1:28.070	15:37:47.384	4	Cupra TCR
22	Rick KERRY	1:27.206	15:39:14.590	5	Cupra TCR
27	William BEECH	1:27.115	15:39:19.729	5	Volkswagen Golf Gti TCR
27	William BEECH	1:26.973	15:45:08.572	9	Volkswagen Golf Gti TCR
27	William BEECH	1:26.897	15:46:35.469	10	Volkswagen Golf Gti TCR

### Leader History

NO	NAME	FROM LAP	LAPS LED	DISTANCE	VEHICLE
22	Rick KERRY	1	13	30.62 miles	Cupra TCR

**TCR UK Championship**  
**RACE 22 - CLASSIFICATION**  
**Race Distance: 14 Laps / 32.98 miles**

POS	NO	CL	PIC	NAME	ENTRY	LAPS	TIME	GAP	DIFF	MPH	BEST	ON	GRD	↑↓
1	100		1	Steven LAIDLAW	Cupra Leon Competición TCR - Area Motorsport	14	20:03.433			98.66	1:24.928	8	3	2
2	17		2	Brad HUTCHISON	Cupra Leon Competición TCR - Bond It with MPH Racing	14	20:07.837	4.404	4.404	98.31	1:25.207	3	4	2
3	285		3	Darron LEWIS	Hyundai i30 N TCR - DLR with JH Racing	14	20:08.143	4.710	0.306	98.28	1:25.062	7	5	2
4	101		4	Sam LAIDLAW	Hyundai i30 N TCR - Capture Motorsport	14	20:21.114	17.681	12.971	97.24	1:26.084	2	12	8
5	22	GEN 1	1	Rick KERRY	Cupra TCR - EDF Motorsport	14	20:27.194	23.761	6.080	96.75	1:26.216	5	7	2
6	115		5	Luke SARGEANT	Audi RS3 LMS TCR Gen 2 - RS Vehicle Sales	14	20:28.895	25.462	1.701	96.62	1:26.443	3	10	4
7	81		6	Stewart LINES	Hyundai i30 N TCR - Maximum Motorsport with Capture Mot	14	20:29.044	25.611	0.149	96.61	1:26.034	5	11	4
8	27	GEN 1	2	William BEECH	Volkswagen Golf Gti TCR - Capture Motorsport	14	20:33.028	29.595	3.984	96.30	1:25.985	3	8	0
9	77	GEN 1	3	Mark SMITH	Cupra TCR - Richmond Fire Motorsport	14	21:01.737	58.304	28.709	94.11	1:27.770	5	9	0
10	1		7	Carl BOARDLEY	Cupra Leon Competición TCR - CBM With Hart GT	13	20:08.948	1 Lap	1 Lap	91.20	1:24.208	11	6	-4

NOT CLASSIFIED

DNF	117			Adam SHEPHERD	Cupra Leon Competición TCR - Area Motorsport with Shephe	2	3:00.223	12 Laps	11 Laps	94.12	1:29.882	1	2	
-----	-----	--	--	---------------	--	---	----------	---------	---------	-------	----------	---	---	--

NOT STARTED

NS	16			Callum NEWSHAM	Hyundai i30 N TCR - JH Racing									1
----	----	--	--	----------------	-------------------------------	--	--	--	--	--	--	--	--	---

FASTEST LAP

	1			Carl BOARDLEY	Cupra Leon Competición TCR - CBM With Hart GT	11	1:24.208			100.72 mph				162.09 kph
	27	GEN 1		William BEECH	Volkswagen Golf Gti TCR - Capture Motorsport	3	1:25.985			98.64 mph				158.74 kph

Weather / Track : Cloudy / Drying

Date: 22/09/2024 Start: 17:55 Finish: 18:15

These results are provisional until the conclusion of any judicial and technical matters.

Thruxton: 2.3560 miles

Clerk Of Course: Andy Holley	Stewards:	Timekeeper: Sarah Evans	
------------------------------	-----------	-------------------------	---

Results can be found at [www.tsl-timing.com](http://www.tsl-timing.com)

Printed - 18:18 Sunday, 22 September 2024



# TCR UK Championship

## RACE 22 - LAP CHART

LAP 1 @ 17:57:19.542			LAP 2 @ 17:58:47.292			LAP 3 @ 18:00:12.532			LAP 4 @ 18:01:37.887			LAP 5 @ 18:03:03.347		
NO	BEHIND	LAP TIME	NO	BEHIND	LAP TIME	NO	BEHIND	LAP TIME	NO	BEHIND	LAP TIME	NO	BEHIND	LAP TIME
<b>117</b>		1:29.882	<b>100</b>		1:26.271	<b>100</b>		1:25.240	<b>100</b>		1:25.355	<b>100</b>		1:25.460
<b>100</b>	1.479	1:31.361	<b>17</b>	0.274	1:25.591	<b>17</b>	0.241	1:25.207	<b>17</b>	0.438	1:25.552	<b>17</b>	0.385	1:25.407
<b>1</b>	2.158	1:32.040	<b>285</b>	1.084	1:25.607	<b>1</b>	1.293	1:24.956	<b>1</b>	0.900	1:24.962 P	<b>285</b>	1.683	1:25.189
<b>17</b>	2.433	1:32.315	<b>1</b>	1.577	1:27.169	<b>285</b>	1.507	1:25.663	<b>285</b>	1.954	1:25.802	<b>101</b>	5.873	1:26.607
<b>285</b>	3.227	1:33.109	<b>101</b>	2.284	1:26.084	<b>101</b>	3.859	1:26.815	<b>101</b>	4.726	1:26.222	<b>22</b>	8.654	1:26.216
<b>101</b>	3.950	1:33.832	<b>117</b>	2.591	1:30.341 P	<b>22</b>	6.235	1:26.968	<b>22</b>	7.898	1:27.018	<b>27</b>	9.428	1:26.489
<b>22</b>	5.489	1:35.371	<b>22</b>	4.507	1:26.768	<b>27</b>	6.633	1:25.985	<b>27</b>	8.399	1:27.121	<b>115</b>	9.839	1:26.555
<b>27</b>	5.983	1:35.865	<b>27</b>	5.888	1:27.655	<b>115</b>	7.466	1:26.443	<b>115</b>	8.744	1:26.633	<b>81</b>	10.990	1:26.034
<b>115</b>	6.201	1:36.083	<b>115</b>	6.263	1:27.812	<b>81</b>	8.902	1:26.880	<b>81</b>	10.416	1:26.869	<b>77</b>	16.391	1:27.770
<b>81</b>	7.916	1:37.798	<b>81</b>	7.262	1:27.096	<b>77</b>	11.627	1:27.928	<b>77</b>	14.081	1:27.809	<b>1</b>	21.464	1:46.024
<b>77</b>	8.740	1:38.622	<b>77</b>	8.939	1:27.949									

# TCR UK Championship

## RACE 22 - LAP CHART

LAP 6 @ 18:04:28.706			LAP 7 @ 18:05:54.251			LAP 8 @ 18:07:19.179			LAP 9 @ 18:08:44.299			LAP 10 @ 18:10:09.762		
NO	BEHIND	LAP TIME	NO	BEHIND	LAP TIME	NO	BEHIND	LAP TIME	NO	BEHIND	LAP TIME	NO	BEHIND	LAP TIME
<b>100</b>		1:25.359	<b>100</b>		1:25.545	<b>100</b>		1:24.928	<b>100</b>		1:25.120	<b>100</b>		1:25.463
<b>17</b>	0.500	1:25.474	<b>17</b>	0.370	1:25.415	<b>17</b>	0.851	1:25.409	<b>17</b>	1.046	1:25.315	<b>17</b>	1.607	1:26.024
<b>285</b>	2.048	1:25.724	<b>285</b>	1.565	1:25.062	<b>285</b>	1.946	1:25.309	<b>285</b>	2.518	1:25.692	<b>285</b>	2.784	1:25.729
<b>101</b>	7.228	1:26.714	<b>101</b>	8.564	1:26.881	<b>101</b>	10.585	1:26.949	<b>101</b>	12.245	1:26.780	<b>101</b>	13.645	1:26.863
<b>22</b>	10.989	1:27.694	<b>22</b>	12.181	1:26.737	<b>22</b>	14.786	1:27.533	<b>22</b>	16.847	1:27.181	<b>22</b>	18.098	1:26.714
<b>115</b>	12.024	1:27.544	<b>115</b>	13.235	1:26.756	<b>115</b>	15.100	1:26.793	<b>115</b>	17.214	1:27.234	<b>115</b>	19.292	1:27.541
<b>27</b>	12.055	1:27.986	<b>27</b>	14.384	1:27.874	<b>27</b>	16.366	1:26.910	<b>27</b>	18.385	1:27.139	<b>81</b>	20.794	1:27.185
<b>81</b>	12.585	1:26.954	<b>81</b>	14.954	1:27.914	<b>81</b>	17.024	1:26.998	<b>81</b>	19.072	1:27.168	<b>27</b>	20.833	1:27.911
<b>77</b>	19.580	1:28.548	<b>1</b>	20.075	1:24.767	<b>1</b>	20.142	1:24.995	<b>77</b>	33.188	1:29.524	<b>77</b>	37.223	1:29.498
<b>1</b>	20.853	1:24.748	<b>77</b>	23.912	1:29.877	<b>77</b>	28.784	1:29.800	<b>1</b>	34.188	1:39.166 P			

# TCR UK Championship

## RACE 22 - LAP CHART

LAP 11 @ 18:11:34.937			LAP 12 @ 18:13:00.744			LAP 13 @ 18:14:26.480			LAP 14 @ 18:15:53.093		
NO	BEHIND	LAP TIME	NO	BEHIND	LAP TIME	NO	BEHIND	LAP TIME	NO	BEHIND	LAP TIME
<b>100</b>		1:25.175	<b>100</b>		1:25.807	<b>100</b>		1:25.736	<b>100</b>		1:26.613
<b>17</b>	2.371	1:25.939	<b>17</b>	2.890	1:26.326	<b>17</b>	3.733	1:26.579	<b>17</b>	4.404	1:27.284
<b>285</b>	3.100	1:25.491	<b>285</b>	3.289	1:25.996	<b>285</b>	4.153	1:26.600	<b>285</b>	4.710	1:27.170
<b>1</b>	1 Lap	2:25.204	<b>1</b>	1 Lap	1:24.208	<b>1</b>	1 Lap	1:24.548	<b>1</b>	1 Lap	1:26.161
<b>101</b>	15.396	1:26.926	<b>101</b>	16.317	1:26.728	<b>101</b>	17.073	1:26.492	<b>101</b>	17.681	1:27.221
<b>22</b>	20.332	1:27.409	<b>22</b>	21.709	1:27.184	<b>22</b>	23.122	1:27.149	<b>22</b>	23.761	1:27.252
<b>115</b>	20.723	1:26.606	<b>115</b>	22.199	1:27.283	<b>115</b>	23.897	1:27.434	<b>115</b>	25.462	1:28.178
<b>81</b>	22.966	1:27.347	<b>81</b>	23.319	1:26.160	<b>81</b>	24.529	1:26.946	<b>81</b>	25.611	1:27.695
<b>27</b>	23.311	1:27.653	<b>27</b>	25.205	1:27.701	<b>27</b>	27.767	1:28.298	<b>27</b>	29.595	1:28.441
<b>77</b>	41.551	1:29.503	<b>77</b>	46.666	1:30.922	<b>77</b>	51.540	1:30.610	<b>77</b>	58.304	1:33.377



# TCR UK Championship

## RACE 22 - LAP ANALYSIS

DIFF = Difference To Personal Best Lap

P1 100 Steven LAIDLAW				
LAP	LAP TIME	DIFF	MPH	TIME OF DAY
1 -	1:31.361	6.433	92.83	17:57:21.021
2 -	1:26.271	1.343	98.31	17:58:47.292
3 -	1:25.240	0.312	99.50	18:00:12.532
4 -	1:25.355	0.427	99.36	18:01:37.887
5 -	1:25.460	0.532	99.24	18:03:03.347
6 -	1:25.359	0.431	99.36	18:04:28.706
7 -	1:25.545	0.617	99.14	18:05:54.251
<b>8 -</b>	<b>1:24.928 (1)</b>		<b>99.86</b>	<b>18:07:19.179</b>
9 -	1:25.120 (2)	0.192	99.64	18:08:44.299
10 -	1:25.463	0.535	99.24	18:10:09.762
11 -	1:25.175 (3)	0.247	99.57	18:11:34.937
12 -	1:25.807	0.879	98.84	18:13:00.744
13 -	1:25.736	0.808	98.92	18:14:26.480
14 -	1:26.613	1.685	97.92	18:15:53.093

P2 17 Brad HUTCHISON				
LAP	LAP TIME	DIFF	MPH	TIME OF DAY
1 -	1:32.315	7.108	91.87	17:57:21.975
2 -	1:25.591	0.384	99.09	17:58:47.566
<b>3 -</b>	<b>1:25.207 (1)</b>		<b>99.54</b>	<b>18:00:12.773</b>
4 -	1:25.552	0.345	99.13	18:01:38.325
5 -	1:25.407 (3)	0.200	99.30	18:03:03.732
6 -	1:25.474	0.267	99.23	18:04:29.206
7 -	1:25.415	0.208	99.29	18:05:54.621
8 -	1:25.409	0.202	99.30	18:07:20.030
9 -	1:25.315 (2)	0.108	99.41	18:08:45.345
10 -	1:26.024	0.817	98.59	18:10:11.369
11 -	1:25.939	0.732	98.69	18:11:37.308
12 -	1:26.326	1.119	98.25	18:13:03.634
13 -	1:26.579	1.372	97.96	18:14:30.213
14 -	1:27.284	2.077	97.17	18:15:57.497

P3 285 Darron LEWIS				
LAP	LAP TIME	DIFF	MPH	TIME OF DAY
1 -	1:33.109	8.047	91.09	17:57:22.769
2 -	1:25.607	0.545	99.07	17:58:48.376
3 -	1:25.663	0.601	99.01	18:00:14.039
4 -	1:25.802	0.740	98.85	18:01:39.841
5 -	1:25.189 (2)	0.127	99.56	18:03:05.030
6 -	1:25.724	0.662	98.94	18:04:30.754
<b>7 -</b>	<b>1:25.062 (1)</b>		<b>99.71</b>	<b>18:05:55.816</b>
8 -	1:25.309 (3)	0.247	99.42	18:07:21.125
9 -	1:25.692	0.630	98.97	18:08:46.817
10 -	1:25.729	0.667	98.93	18:10:12.546
11 -	1:25.491	0.429	99.21	18:11:38.037
12 -	1:25.996	0.934	98.62	18:13:04.033
13 -	1:26.600	1.538	97.94	18:14:30.633
14 -	1:27.170	2.108	97.29	18:15:57.803

P4 101 Sam LAIDLAW				
LAP	LAP TIME	DIFF	MPH	TIME OF DAY
1 -	1:33.832	7.748	90.39	17:57:23.492
<b>2 -</b>	<b>1:26.084 (1)</b>		<b>98.52</b>	<b>17:58:49.576</b>
3 -	1:26.815	0.731	97.69	18:00:16.391
4 -	1:26.222 (2)	0.138	98.36	18:01:42.613
5 -	1:26.607	0.523	97.93	18:03:09.220
6 -	1:26.714	0.630	97.81	18:04:35.934
7 -	1:26.881	0.797	97.62	18:06:02.815
8 -	1:26.949	0.865	97.54	18:07:29.764
9 -	1:26.780	0.696	97.73	18:08:56.544

DIFF = Difference To Personal Best Lap

10 -	1:26.863	0.779	97.64	18:10:23.407
11 -	1:26.926	0.842	97.57	18:11:50.333
12 -	1:26.728	0.644	97.79	18:13:17.061
13 -	1:26.492 (3)	0.408	98.06	18:14:43.553
14 -	1:27.221	1.137	97.24	18:16:10.774

P5 22 Rick KERRY				
LAP	LAP TIME	DIFF	MPH	TIME OF DAY
1 -	1:35.371	9.155	88.93	17:57:25.031
2 -	1:26.768	0.552	97.75	17:58:51.799
3 -	1:26.968	0.752	97.52	18:00:18.767
4 -	1:27.018	0.802	97.46	18:01:45.785
<b>5 -</b>	<b>1:26.216 (1)</b>		<b>98.37</b>	<b>18:03:12.001</b>
6 -	1:27.694	1.478	96.71	18:04:39.695
7 -	1:26.737 (3)	0.521	97.78	18:06:06.432
8 -	1:27.533	1.317	96.89	18:07:33.965
9 -	1:27.181	0.965	97.28	18:09:01.146
10 -	1:26.714 (2)	0.498	97.81	18:10:27.860
11 -	1:27.409	1.193	97.03	18:11:55.269
12 -	1:27.184	0.968	97.28	18:13:22.453
13 -	1:27.149	0.933	97.32	18:14:49.602
14 -	1:27.252	1.036	97.20	18:16:16.854

P6 115 Luke SARGEANT				
LAP	LAP TIME	DIFF	MPH	TIME OF DAY
1 -	1:36.083	9.640	88.27	17:57:25.743
2 -	1:27.812	1.369	96.58	17:58:53.555
<b>3 -</b>	<b>1:26.443 (1)</b>		<b>98.11</b>	<b>18:00:19.998</b>
4 -	1:26.633	0.190	97.90	18:01:46.631
5 -	1:26.555 (2)	0.112	97.99	18:03:13.186
6 -	1:27.544	1.101	96.88	18:04:40.730
7 -	1:26.756	0.313	97.76	18:06:07.486
8 -	1:26.793	0.350	97.72	18:07:34.279
9 -	1:27.234	0.791	97.22	18:09:01.513
10 -	1:27.541	1.098	96.88	18:10:29.054
11 -	1:26.606 (3)	0.163	97.93	18:11:55.660
12 -	1:27.283	0.840	97.17	18:13:22.943
13 -	1:27.434	0.991	97.00	18:14:50.377
14 -	1:28.178	1.735	96.18	18:16:18.555

P7 81 Stewart LINES				
LAP	LAP TIME	DIFF	MPH	TIME OF DAY
1 -	1:37.798	11.764	86.72	17:57:27.458
2 -	1:27.096	1.062	97.38	17:58:54.554
3 -	1:26.880	0.846	97.62	18:00:21.434
4 -	1:26.869 (3)	0.835	97.63	18:01:48.303
<b>5 -</b>	<b>1:26.034 (1)</b>		<b>98.58</b>	<b>18:03:14.337</b>
6 -	1:26.954	0.920	97.54	18:04:41.291
7 -	1:27.914	1.880	96.47	18:06:09.205
8 -	1:26.998	0.964	97.49	18:07:36.203
9 -	1:27.168	1.134	97.30	18:09:03.371
10 -	1:27.185	1.151	97.28	18:10:30.556
11 -	1:27.347	1.313	97.10	18:11:57.903
12 -	1:26.160 (2)	0.126	98.44	18:13:24.063
13 -	1:26.946	0.912	97.55	18:14:51.009
14 -	1:27.695	1.661	96.71	18:16:18.704

P8 27 William BEECH				
LAP	LAP TIME	DIFF	MPH	TIME OF DAY
1 -	1:35.865	9.880	88.47	17:57:25.525
2 -	1:27.655	1.670	96.76	17:58:53.180
<b>3 -</b>	<b>1:25.985 (1)</b>		<b>98.64</b>	<b>18:00:19.165</b>

# TCR UK Championship

## RACE 22 - LAP ANALYSIS

DIFF = Difference To Personal Best Lap

4 -	1:27.121	1.136	97.35	18:01:46.286
5 -	1:26.489 (2)	0.504	98.06	18:03:12.775
6 -	1:27.986	2.001	96.39	18:04:40.761
7 -	1:27.874	1.889	96.52	18:06:08.635
8 -	1:26.910 (3)	0.925	97.59	18:07:35.545
9 -	1:27.139	1.154	97.33	18:09:02.684
10 -	1:27.911	1.926	96.47	18:10:30.595
11 -	1:27.653	1.668	96.76	18:11:58.248
12 -	1:27.701	1.716	96.71	18:13:25.949
13 -	1:28.298	2.313	96.05	18:14:54.247
14 -	1:28.441	2.456	95.90	18:16:22.688

P9 77 Mark SMITH				
LAP	LAP TIME	DIFF	MPH	TIME OF DAY

1 -	1:38.622	10.852	86.00	17:57:28.282
2 -	1:27.949	0.179	96.43	17:58:56.231
3 -	1:27.928 (3)	0.158	96.46	18:00:24.159
4 -	1:27.809 (2)	0.039	96.59	18:01:51.968
5 -	<b>1:27.770 (1)</b>		<b>96.63</b>	<b>18:03:19.738</b>
6 -	1:28.548	0.778	95.78	18:04:48.286
7 -	1:29.877	2.107	94.36	18:06:18.163
8 -	1:29.800	2.030	94.45	18:07:47.963
9 -	1:29.524	1.754	94.74	18:09:17.487
10 -	1:29.498	1.728	94.76	18:10:46.985
11 -	1:29.503	1.733	94.76	18:12:16.488
12 -	1:30.922	3.152	93.28	18:13:47.410
13 -	1:30.610	2.840	93.60	18:15:18.020
14 -	1:33.377	5.607	90.83	18:16:51.397

P10 1 Carl BOARDLEY				
LAP	LAP TIME	DIFF	MPH	TIME OF DAY

1 -	1:32.040	7.832	92.15	17:57:21.700
2 -	1:27.169	2.961	97.30	17:58:48.869
3 -	1:24.956	0.748	99.83	18:00:13.825
4 -	1:24.962 P	0.754	99.82	18:01:38.787
5 -	1:46.024	21.816	79.99	18:03:24.811
6 -	1:24.748 (3)	0.540	100.08	18:04:49.559
7 -	1:24.767	0.559	100.05	18:06:14.326
8 -	1:24.995	0.787	99.78	18:07:39.321
9 -	1:39.166 P	14.958	85.52	18:09:18.487
10 -	2:25.204	1:00.996	58.41	18:11:43.691
11 -	<b>1:24.208 (1)</b>		<b>100.72</b>	<b>18:13:07.899</b>
12 -	1:24.548 (2)	0.340	100.31	18:14:32.447
13 -	1:26.161	1.953	98.43	18:15:58.608

P11 117 Adam SHEPHERD				
LAP	LAP TIME	DIFF	MPH	TIME OF DAY

1 -	<b>1:29.882 (1)</b>		<b>94.36</b>	<b>17:57:19.542</b>
2 -	1:30.341 P	0.458	93.88	17:58:49.883

# TCR UK Championship

## RACE 22 - STATISTICS

<b>Competitors Started</b>	11
<b>Planned Start</b>	2024-09-22 @ 17:30:00.000
<b>Actual Start</b>	2024-09-22 @ 17:55:49.659
<b>Finish Time</b>	2024-09-22 @ 18:15:49.559
<b>Track Length</b>	2.3560mi.
<b>Total Laps</b>	141
<b>Total Distance Covered</b>	332.1964mi.

### Session Fastest Lap History

NO	CL	NAME	LAP TIME	TIME OF DAY	LAP	VEHICLE
117		Adam SHEPHERD	<b>1:29.882</b>	17:57:19.569	1	Cupra Leon Competición TCR
100		Steven LAIDLAW	<b>1:26.271</b>	17:58:47.317	2	Cupra Leon Competición TCR
17		Brad HUTCHISON	<b>1:25.591</b>	17:58:47.591	2	Cupra Leon Competición TCR
100		Steven LAIDLAW	<b>1:25.240</b>	18:00:12.557	3	Cupra Leon Competición TCR
17		Brad HUTCHISON	<b>1:25.207</b>	18:00:12.796	3	Cupra Leon Competición TCR
1		Carl BOARDLEY	<b>1:24.956</b>	18:00:13.854	3	Cupra Leon Competición TCR
1		Carl BOARDLEY	<b>1:24.748</b>	18:04:49.589	6	Cupra Leon Competición TCR
1		Carl BOARDLEY	<b>1:24.208</b>	18:13:07.925	11	Cupra Leon Competición TCR

### Session Leader History

NO	CL	NAME	FROM LAP	LAPS LED	DISTANCE	VEHICLE
117		Adam SHEPHERD	1	1	2.35 miles	Cupra Leon Competición TCR
100		Steven LAIDLAW	2	13	30.62 miles	Cupra Leon Competición TCR

### Flag History

TYPE	TIME OF DAY
GREEN	17:55:49.659
FINISH	18:15:49.559

### Flag Statistics

TYPE	COUNT	TOTAL LAPS	TOTAL TIME
Green	1	14	21:10.839
Red	0	0	0.000
Safety Car	0	0	0.000
FCY	0	0	0.000

# TCR UK Championship

## RACE 22 - STATISTICS

CLASS :

8 Starters

### Fastest Lap History

NO	NAME	LAP TIME	TIME OF DAY	LAP	VEHICLE
117	Adam SHEPHERD	1:29.882	17:57:19.569	1	Cupra Leon Competición TCR
100	Steven LAIDLAW	1:26.271	17:58:47.317	2	Cupra Leon Competición TCR
17	Brad HUTCHISON	1:25.591	17:58:47.591	2	Cupra Leon Competición TCR
100	Steven LAIDLAW	1:25.240	18:00:12.557	3	Cupra Leon Competición TCR
17	Brad HUTCHISON	1:25.207	18:00:12.796	3	Cupra Leon Competición TCR
1	Carl BOARDLEY	1:24.956	18:00:13.854	3	Cupra Leon Competición TCR
1	Carl BOARDLEY	1:24.748	18:04:49.589	6	Cupra Leon Competición TCR
1	Carl BOARDLEY	1:24.208	18:13:07.925	11	Cupra Leon Competición TCR

### Leader History

NO	NAME	FROM LAP	LAPS LED	DISTANCE	VEHICLE
117	Adam SHEPHERD	1	1	2.35 miles	Cupra Leon Competición TCR
100	Steven LAIDLAW	2	13	30.62 miles	Cupra Leon Competición TCR

# TCR UK Championship

## RACE 22 - STATISTICS

**CLASS : GEN 1**

**3 Starters**

### Fastest Lap History

NO	NAME	LAP TIME	TIME OF DAY	LAP	VEHICLE
22	Rick KERRY	<b>1:35.371</b>	17:57:25.063	1	Cupra TCR
22	Rick KERRY	<b>1:26.768</b>	17:58:51.831	2	Cupra TCR
27	William BEECH	<b>1:25.985</b>	18:00:19.183	3	Volkswagen Golf Gti TCR

### Leader History

NO	NAME	FROM LAP	LAPS LED	DISTANCE	VEHICLE
22	Rick KERRY	1	14	32.98 miles	Cupra TCR