

**BRSCC Mazda MX-5 Championship**  
**QUALIFYING - RACE 5 - CLASSIFICATION**

POS	NO	CL	PIC NAME	ENTRY	TIME	ON	LAPS	GAP	DIFF	MPH
1	263*		1 Fraser FRAZ FENWICK	Mazda MX5 Mk1	2:20.489	2	8			76.07
2	44*		2 Tom SMITH	Mazda MX5 Mk1	2:20.540	3	7	0.051	0.051	76.05
3	81*		3 Sebastian FISHER	Mazda MX5 Mk1	2:20.545	7	8	0.056	0.005	76.04
4	24*		4 Oliver GRAHAM	Mazda MX5 Mk1	2:20.815	6	7	0.326	0.270	75.90
5	77*		5 Steve FODEN	Mazda MX5 Mk1	2:20.972	8	8	0.483	0.157	75.81
6	33	M	1 Jason GREATREX	Mazda MX5 Mk1	2:21.036	3	8	0.547	0.064	75.78
7	34*		6 Callum GREATREX	Mazda MX5 Mk1	2:21.060	3	7	0.571	0.024	75.76
8	58*		7 Mike COMBER	Mazda MX5 Mk1	2:21.071	7	8	0.582	0.011	75.76
9	19*		8 Adam SPARROW	Mazda MX5 Mk1	2:21.119	2	9	0.630	0.048	75.73
10	29		9 Adam CRAIG	Mazda MX5 Mk1	2:21.170	2	6	0.681	0.051	75.71
11	82		10 Michael KNIBBS	Mazda MX5 Mk1	2:21.210	6	7	0.721	0.040	75.68
12	777*		11 Courtney MILNES	Mazda MX5 Mk1	2:21.291	7	8	0.802	0.081	75.64
13	36		12 Jack NOLLER	Mazda MX5 Mk1	2:22.088	8	8	1.599	0.797	75.22
14	27*		13 Luke PULLEN	Mazda MX5 Mk1	2:22.122	6	6	1.633	0.034	75.20
15	222		14 Michael GREEN	Mazda MX5 Mk1	2:22.371	7	8	1.882	0.249	75.07
16	22*		15 Owen MILLS	Mazda MX5 Mk1	2:22.559	7	8	2.070	0.188	74.97
17	69		16 Brad JONES	Mazda MX5	2:22.778	8	8	2.289	0.219	74.85
18	178*	M	2 Kevin DENGATE	Mazda MX5 Mk1	2:23.061	7	8	2.572	0.283	74.70
19	113		17 Levi AISBETT	Mazda MX5 Mk1	2:23.183	8	9	2.694	0.122	74.64
20	7*		18 Oak RICHARDSON	Mazda MX5 Mk1	2:23.351	8	9	2.862	0.168	74.55
21	37	M	3 Tim DORE	Mazda MX5 Mk1	2:23.354	3	8	2.865	0.003	74.55
22	52		19 Martyn COMPTON	Mazda MX5 Mk1	2:23.702	4	7	3.213	0.348	74.37
23	13*	M	4 Scott LEACH	Mazda MX5 Mk1	2:23.985	8	9	3.496	0.283	74.23
24	45	M	5 Graham RUMSEY	Mazda MX5 Mk1	2:24.024	7	8	3.535	0.039	74.21
25	550		20 Tom MALLETT	Mazda MX5 Mk1	2:24.817	6	8	4.328	0.793	73.80
26	73*		21 Beau PARRY	Mazda MX5 Mk1	2:25.066	3	8	4.577	0.249	73.67
27	112*		22 Ben MANCHETT	Mazda MX5 Mk1	2:25.617	7	8	5.128	0.551	73.39
28	56	M	6 Bryn GRIFFITHS	Mazda MX5 Mk1	2:25.729	2	8	5.240	0.112	73.34
29	64		23 Daryl RADWELL	Mazda MX5 Mk1	2:26.603	8	8	6.114	0.874	72.90
30	78*	M	7 Richard BARTLETT	Mazda MX5 Mk1	2:26.996	7	8	6.507	0.393	72.71
31	9		24 Kristopher ABBOTT	Mazda MX5 Mk1	2:27.636	2	7	7.147	0.640	72.39
32	87		25 Oli WALDEN	Mazda MX5 Mk1	2:27.783	8	8	7.294	0.147	72.32
33	711*		26 Keith DALTON	Mazda MX5 Mk1	2:29.395	7	7	8.906	1.612	71.54
34	66	M	8 Ossie MCLEAN	Mazda MX5 Mk1	2:30.106	2	6	9.617	0.711	71.20
35	5		27 Aidan EDGAR	Mazda MX5 Mk1	2:30.950	7	8	10.461	0.844	70.80
36	3		28 Richard WOOTTEN	Mazda MX5 Mk1	2:53.839	5	5	33.350	22.889	61.48

Cars 9, 24, 27 and 82 - Please fit a working transponder  
 No. 19, 22, 24, 27, 34, 44, 58, 73, 77, 78, 81, 112, 263, 711, 777 - 1 Lap time disallowed; exceeding track limits.  
 No. 178 - 2 Lap times disallowed; exceeding track limits.  
 No. 7 - 3 Lap times disallowed; exceeding track limits.  
 No. 13 - 5 Lap times disallowed; exceeding track limits.

Weather / Track : Cloudy / Dry  
 These results are provisional until the conclusion of any judicial and technical matters.

Snetterton 300: 2.9689 miles  
 Date: 16/04/2022 Start: 10:15 Finish: 10:35

Clerk Of Course : Paul Levitt	Stewards :	Timekeeper : Lisa Sneider
-------------------------------	------------	---------------------------

# BRSCC Mazda MX-5 Championship

## QUALIFYING - RACE 5 - LAP ANALYSIS

DIFF = Difference To Personal Best Lap

P1 263 Fraser FRAZ FENWICK				
LAP	LAP TIME	DIFF	MPH	TIME OF DAY
1 -	2:49.497 D	29.008	63.05	10:18:28.924
2 -	<b>2:20.489 (1)</b>		<b>76.07</b>	<b>10:20:49.413</b>
3 -	2:21.110	0.621	75.74	10:23:10.523
4 -	2:21.191	0.702	75.69	10:25:31.714
5 -	2:20.934 (2)	0.445	75.83	10:27:52.648
6 -	2:21.019 (3)	0.530	75.79	10:30:13.667
7 -	3:06.167 P	45.678	57.41	10:33:19.834
8 -	2:25.947	5.458	73.23	10:35:45.781

P2 44 Tom SMITH				
LAP	LAP TIME	DIFF	MPH	TIME OF DAY
1 -	3:06.130	45.590	57.42	10:18:39.747
2 -	2:21.960 (3)	1.420	75.28	10:21:01.707
3 -	<b>2:20.540 (1)</b>		<b>76.05</b>	<b>10:23:22.247</b>
4 -	2:22.022	1.482	75.25	10:25:44.269
5 -	6:00.923	3:40.383	29.61	10:31:45.192
6 -	2:20.696 (2)	0.156	75.96	10:34:05.888
7 -	2:22.484 D	1.941	75.01	10:36:28.369

P3 81 Sebastian FISHER				
LAP	LAP TIME	DIFF	MPH	TIME OF DAY
1 -	2:30.114	9.569	71.19	10:17:44.877
2 -	2:21.230 (2)	0.685	75.67	10:20:06.107
3 -	2:21.557	1.012	75.50	10:22:27.664
4 -	3:40.075 P	1:19.530	48.56	10:26:07.739
5 -	2:32.648 D	12.103	70.01	10:28:40.387
6 -	2:22.396	1.851	75.05	10:31:02.783
7 -	<b>2:20.545 (1)</b>		<b>76.04</b>	<b>10:33:23.328</b>
8 -	2:21.425 (3)	0.880	75.57	10:35:44.753

P4 24 Oliver GRAHAM				
LAP	LAP TIME	DIFF	MPH	TIME OF DAY
1 -	2:20.947 D	0.132	75.83	10:20:05.035
2 -	2:22.820	2.005	74.83	10:22:27.855
3 -	3:51.077 P	1:30.262	46.25	10:26:18.932
4 -	2:20.993	0.178	75.80	10:28:39.925
5 -	2:22.188 (3)	1.373	75.16	10:31:02.113
6 -	<b>2:20.815 (1)</b>		<b>75.90</b>	<b>10:33:22.928</b>
7 -	2:20.869 (2)	0.054	75.87	10:35:43.797

P5 77 Steve FODEN				
LAP	LAP TIME	DIFF	MPH	TIME OF DAY
1 -	2:28.470	7.498	71.98	10:19:20.113
2 -	2:21.577	0.605	75.49	10:21:41.690
3 -	2:21.745	0.773	75.40	10:24:03.435
4 -	2:24.944 D	3.972	73.73	10:26:28.379
5 -	2:21.348 (2)	0.376	75.61	10:28:49.727
6 -	2:22.441	1.469	75.03	10:31:12.168
7 -	2:21.378 (3)	0.406	75.59	10:33:33.546
8 -	<b>2:20.972 (1)</b>		<b>75.81</b>	<b>10:35:54.518</b>

P6 33 Jason GREATREX				
LAP	LAP TIME	DIFF	MPH	TIME OF DAY
1 -	2:37.500	16.464	67.86	10:19:32.766
2 -	2:21.794 (3)	0.758	75.37	10:21:54.560
3 -	<b>2:21.036 (1)</b>		<b>75.78</b>	<b>10:24:15.596</b>
4 -	2:23.693	2.657	74.38	10:26:39.289
5 -	2:30.472	9.436	71.03	10:29:09.761

DIFF = Difference To Personal Best Lap

6 -	2:33.887	12.851	69.45	10:31:43.648
7 -	2:23.156	2.120	74.66	10:34:06.804
8 -	2:21.065 (2)	0.029	75.76	10:36:27.869

P7 34 Callum GREATREX				
LAP	LAP TIME	DIFF	MPH	TIME OF DAY
1 -	2:36.975	15.915	68.08	10:19:32.938
2 -	2:21.793 (2)	0.733	75.37	10:21:54.731
3 -	<b>2:21.060 (1)</b>		<b>75.76</b>	<b>10:24:15.791</b>
4 -	2:23.234 D	2.171	74.62	10:26:39.022
5 -	2:30.884	9.824	70.83	10:29:09.906
6 -	2:34.084	13.024	69.36	10:31:43.990
7 -	2:21.918 (3)	0.858	75.31	10:34:05.908

P8 58 Mike COMBER				
LAP	LAP TIME	DIFF	MPH	TIME OF DAY
1 -	3:05.795	44.724	57.52	10:18:38.683
2 -	2:21.872 (2)	0.801	75.33	10:21:00.555
3 -	2:20.967 D		75.81	10:23:21.522
4 -	2:50.717 P	29.646	62.60	10:26:12.239
5 -	2:26.329	5.258	73.04	10:28:38.568
6 -	2:22.247 (3)	1.176	75.13	10:31:00.815
7 -	<b>2:21.071 (1)</b>		<b>75.76</b>	<b>10:33:21.886</b>
8 -	2:25.586	4.515	73.41	10:35:47.472

P9 19 Adam SPARROW				
LAP	LAP TIME	DIFF	MPH	TIME OF DAY
1 -	2:30.503	9.384	71.01	10:17:45.656
2 -	<b>2:21.119 (1)</b>		<b>75.73</b>	<b>10:20:06.775</b>
3 -	2:22.355 (2)	1.236	75.08	10:22:29.130
4 -	2:26.319	5.200	73.04	10:24:55.449
5 -	2:23.189	2.070	74.64	10:27:18.638
6 -	2:22.905 D	1.786	74.79	10:29:41.543
7 -	2:29.985	8.866	71.26	10:32:11.528
8 -	2:22.434 (3)	1.315	75.03	10:34:33.962
9 -	2:37.068	15.949	68.04	10:37:11.030

P10 29 Adam CRAIG				
LAP	LAP TIME	DIFF	MPH	TIME OF DAY
1 -	2:27.775	6.605	72.32	10:17:47.000
2 -	<b>2:21.170 (1)</b>		<b>75.71</b>	<b>10:20:08.170</b>
3 -	2:21.219 (2)	0.049	75.68	10:22:29.389
4 -	2:25.847	4.677	73.28	10:24:55.236
5 -	2:22.535 (3)	1.365	74.98	10:27:17.771
6 -	2:22.781	1.611	74.85	10:29:40.552

P11 82 Michael KNIBBS				
LAP	LAP TIME	DIFF	MPH	TIME OF DAY
1 -	2:22.203	0.993	75.16	10:20:51.521
2 -	2:21.242 (2)	0.032	75.67	10:23:12.763
3 -	2:22.427	1.217	75.04	10:25:35.190
4 -	2:25.963	4.753	73.22	10:28:01.153
5 -	2:23.717	2.507	74.36	10:30:24.870
6 -	<b>2:21.210 (1)</b>		<b>75.68</b>	<b>10:32:46.080</b>
7 -	2:21.912 (3)	0.702	75.31	10:35:07.992

P12 777 Courtney MILNES				
LAP	LAP TIME	DIFF	MPH	TIME OF DAY
1 -	3:10.839	49.548	56.00	10:18:40.214
2 -	2:22.417 (3)	1.126	75.04	10:21:02.631





# BRSCC Mazda MX-5 Championship

## QUALIFYING - RACE 5 - LAP ANALYSIS

DIFF = Difference To Personal Best Lap

4 -	2:38.751	8.645	67.32	10:26:28.777
5 -	2:30.413 (2)	0.307	71.05	10:28:59.190
6 -	2:34.340	4.234	69.25	10:31:33.530

<b>P35 5 Aidan EDGAR</b>				
LAP	LAP TIME	DIFF	MPH	TIME OF DAY
1 -	2:38.783	7.833	67.31	10:17:56.045
2 -	2:38.864	7.914	67.27	10:20:34.909
3 -	2:31.801 (2)	0.851	70.40	10:23:06.710
4 -	2:32.113 (3)	1.163	70.26	10:25:38.823
5 -	2:34.377	3.427	69.23	10:28:13.200
6 -	2:37.890	6.940	67.69	10:30:51.090
7 -	<b>2:30.950 (1)</b>		<b>70.80</b>	<b>10:33:22.040</b>
8 -	2:33.093	2.143	69.81	10:35:55.133

<b>P36 3 Richard WOOTTEN</b>				
LAP	LAP TIME	DIFF	MPH	TIME OF DAY
1 -	3:33.540 P	39.701	50.05	10:21:57.324
2 -	3:03.612	9.773	58.21	10:25:00.936
3 -	4:21.512 P	1:27.673	40.87	10:29:22.448
4 -	3:05.522	11.683	57.61	10:32:27.970
5 -	<b>2:53.839 (1)</b>		<b>61.48</b>	<b>10:35:21.809</b>

# BRSCC Mazda MX-5 Championship

## QUALIFYING - RACE 5 - STATISTICS

**Competitors Started** 36  
**Planned Start** 2022-04-16 @ 10:25:00.000  
**Actual Start** 2022-04-16 @ 10:15:05.317  
**Finish Time** 2022-04-16 @ 10:35:07.991  
**Track Length** 2.9689mi.  
**Total Laps** 276  
**Total Distance Covered** 819.4195mi.

### Session Fastest Lap History

NO	CL	NAME	LAP TIME	TIME OF DAY	LAP	VEHICLE
22		Owen MILLS	<b>2:22.589</b>	10:20:04.368	2	Mazda MX5 MK1
81		Sebastian FISHER	<b>2:21.230</b>	10:20:06.029	2	Mazda MX5 Mk1
19		Adam SPARROW	<b>2:21.119</b>	10:20:06.779	2	Mazda MX5 Mk1
263		Fraser FRAZ FENWICK	<b>2:20.489</b>	10:20:49.424	2	Mazda MX5 Mk1

### Flag History

TYPE	TIME OF DAY
GREEN	10:15:05.317
FINISH	10:35:07.991

### Flag Statistics

TYPE	COUNT	TOTAL LAPS	TOTAL TIME
Green	1	9	22:21.559
Red	0	0	0.000
Safety Car	0	0	0.000
FCY	0	0	0.000

**BRSCC Mazda MX-5 Championship**  
**QUALIFYING - RACE 5 - STATISTICS**

**CLASS :**

28 Starters

**Fastest Lap History**

NO	NAME	LAP TIME	TIME OF DAY	LAP	VEHICLE
22	Owen MILLS	<b>2:22.589</b>	10:20:04.368	2	Mazda MX5 MK1
81	Sebastian FISHER	<b>2:21.230</b>	10:20:06.029	2	Mazda MX5 Mk1
19	Adam SPARROW	<b>2:21.119</b>	10:20:06.779	2	Mazda MX5 Mk1
263	Fraser FRAZ FENWICK	<b>2:20.489</b>	10:20:49.424	2	Mazda MX5 Mk1

**BRSCC Mazda MX-5 Championship**  
**QUALIFYING - RACE 5 - STATISTICS**

**CLASS : M**


**8 Starters**

**Fastest Lap History**

NO	NAME	LAP TIME	TIME OF DAY	LAP	VEHICLE
56	Bryn GRIFFITHS	<b>2:25.729</b>	10:20:24.180	2	Mazda MX5 Mk1
45	Graham RUMSEY	<b>2:24.840</b>	10:20:50.926	2	Mazda MX5 Mk1
37	Tim DORE	<b>2:23.857</b>	10:20:55.228	2	Mazda MX5 MK1
33	Jason GREATREX	<b>2:21.794</b>	10:21:54.570	2	Mazda MX5 Mk1
33	Jason GREATREX	<b>2:21.036</b>	10:24:15.606	3	Mazda MX5 Mk1



**BRSCC Mazda MX-5 Championship**  
**RACE 5 - GRID (20 minutes)**

ROW 18	35	<b>5</b> 2:30.950 Aidan EDGAR	36	<b>3</b> 2:53.839 Richard WOOTTEN
ROW 17	33	<b>711</b> 2:29.395 Keith DALTON	34	<b>66</b> 2:30.106 Ossie MCLEAN
ROW 16	31	<b>9</b> 2:27.636 Kristopher ABBOTT	32	<b>87</b> 2:27.783 Oli WALDEN
ROW 15	29	<b>64</b> 2:26.603 Daryl RADWELL	30	<b>78</b> 2:26.996 Richard BARTLETT
ROW 14	27	<b>112</b> 2:25.617 Ben MANCHETT	28	<b>56</b> 2:25.729 Bryn GRIFFITHS
ROW 13	25	<b>550</b> 2:24.817 Tom MALLETT	26	<b>73</b> 2:25.066 Beau PARRY
ROW 12	23	<b>13</b> 2:23.985 Scott LEACH	24	<b>45</b> 2:24.024 Graham RUMSEY
ROW 11	21	<b>37</b> 2:23.354 Tim DORE	22	<b>52</b> 2:23.702 Martyn COMPTON
ROW 10	19	<b>113</b> 2:23.183 Levi AISBETT	20	<b>7</b> 2:23.351 Oak RICHARDSON
ROW 9	17	<b>69</b> 2:22.778 Brad JONES	18	<b>178</b> 2:23.061 Kevin DENGATE
ROW 8	15	<b>222</b> 2:22.371 Michael GREEN	16	<b>22</b> 2:22.559 Owen MILLS
ROW 7	13	<b>36</b> 2:22.088 Jack NOLLER	14	<b>27</b> 2:22.122 Luke PULLEN
ROW 6	11	<b>82</b> 2:21.210 Michael KNIBBS	12	<b>777</b> 2:21.291 Courtney MILNES
ROW 5	9	<b>19</b> 2:21.119 Adam SPARROW	10	<b>29</b> 2:21.170 Adam CRAIG
ROW 4	7	<b>34</b> 2:21.060 Callum GREATREX	8	<b>58</b> 2:21.071 Mike COMBER
ROW 3	5	<b>77</b> 2:20.972 Steve FODEN	6	<b>33</b> 2:21.036 Jason GREATREX
ROW 2	3	<b>81</b> 2:20.545 Sebastian FISHER	4	<b>24</b> 2:20.815 Oliver GRAHAM
ROW 1	1	<b>263</b> 2:20.489 Fraser FRAZ FENWICK	2	<b>44</b> 2:20.540 Tom SMITH
<b>Pole</b>				
				

Snetterton 300: 2.9689 miles

These results are provisional until the conclusion of any judicial and technical matters.

Clerk Of Course : Paul Levitt	Stewards :	Timekeeper : Lisa Sneader
-------------------------------	------------	---------------------------

Results can be found at [www.tsl-timing.com](http://www.tsl-timing.com)

Printed - 10:58 Saturday, 16 April 2022

**BRSCC Mazda MX-5 Championship**  
**RACE 5 - CLASSIFICATION - AMENDED**

POS	NO	CL	PIC NAME	ENTRY	LAPS	TIME	GAP	DIFF	MPH	BEST	ON
1	263		1 Fraser FRAZ FENWICK	Mazda MX5 Mk1	9	21:20.854			75.10	2:20.888	3
2	44		2 Tom SMITH	Mazda MX5 Mk1	9	21:20.981	0.127	0.127	75.09	2:20.774	6
3	81		3 Sebastian FISHER	Mazda MX5 Mk1	9	21:27.802	6.948	6.821	74.69	2:21.461	5
4	33	M	1 Jason GREATREX	Mazda MX5 Mk1	9	21:27.844	6.990	0.042	74.69	2:21.522	4
5	34		4 Callum GREATREX	Mazda MX5 Mk1	9	21:28.506	7.652	0.662	74.65	2:21.359	5
6	58		5 Mike COMBER	Mazda MX5 Mk1	9	21:29.365	8.511	0.859	74.60	2:21.160	3
7	24		6 Oliver GRAHAM	Mazda MX5 Mk1	9	21:29.534	8.680	0.169	74.59	2:21.247	4
8	27		7 Luke PULLEN	Mazda MX5 Mk1	9	21:34.465	13.611	4.931	74.31	2:21.082	6
9	36		8 Jack NOLLER	Mazda MX5 Mk1	9	21:34.609	13.755	0.144	74.30	2:21.660	3
10	82*		9 Michael KNIBBS	Mazda MX5 Mk1	9	21:35.382	14.528	0.773	74.25	2:21.482	5
11	19		10 Adam SPARROW	Mazda MX5 Mk1	9	21:42.634	21.780	7.252	73.84	2:22.203	4
12	222		11 Michael GREEN	Mazda MX5 Mk1	9	21:44.069	23.215	1.435	73.76	2:23.035	6
13	29		12 Adam CRAIG	Mazda MX5 Mk1	9	21:44.106	23.252	0.037	73.76	2:22.708	5
14	22		13 Owen MILLS	Mazda MX5 Mk1	9	21:44.421	23.567	0.315	73.74	2:22.795	6
15	37	M	2 Tim DORE	Mazda MX5 Mk1	9	21:50.985	30.131	6.564	73.37	2:23.559	4
16	7		14 Oak RICHARDSON	Mazda MX5 Mk1	9	21:51.743	30.889	0.758	73.33	2:22.556	9
17	69		15 Brad JONES	Mazda MX5	9	21:55.922	35.068	4.179	73.09	2:23.246	5
18	3		16 Richard WOOTTEN	Mazda MX5 Mk1	9	21:56.298	35.444	0.376	73.07	2:23.302	5
19	178	M	3 Kevin DENGATE	Mazda MX5 Mk1	9	22:07.186	46.332	10.888	72.47	2:23.955	2
20	13	M	4 Scott LEACH	Mazda MX5 Mk1	9	22:09.940	49.086	2.754	72.32	2:24.813	6
21	113		17 Levi AISBETT	Mazda MX5 Mk1	9	22:10.078	49.224	0.138	72.32	2:24.689	9
22	45	M	5 Graham RUMSEY	Mazda MX5 Mk1	9	22:10.736	49.882	0.658	72.28	2:24.352	4
23	550		18 Tom MALLETT	Mazda MX5 Mk1	9	22:10.871	50.017	0.135	72.27	2:25.251	4
24	52		19 Martyn COMPTON	Mazda MX5 Mk1	9	22:11.111	50.257	0.240	72.26	2:25.049	4
25	56	M	6 Bryn GRIFFITHS	Mazda MX5 Mk1	9	22:11.589	50.735	0.478	72.23	2:25.322	9
26	73		20 Beau PARRY	Mazda MX5 Mk1	9	22:11.992	51.138	0.403	72.21	2:24.754	9
27	78	M	7 Richard BARTLETT	Mazda MX5 Mk1	9	22:28.155	1:07.301	16.163	71.35	2:25.690	5
28	112		21 Ben MANCHETT	Mazda MX5 Mk1	9	22:41.326	1:20.472	13.171	70.66	2:27.549	4
29	64		22 Daryl RADWELL	Mazda MX5 Mk1	9	22:41.497	1:20.643	0.171	70.65	2:25.987	6
30	9		23 Kristopher ABBOTT	Mazda MX5 Mk1	9	22:41.958	1:21.104	0.461	70.62	2:27.690	5
31	711		24 Keith DALTON	Mazda MX5 Mk1	9	22:51.944	1:31.090	9.986	70.11	2:29.155	8
32	5		25 Aidan EDGAR	Mazda MX5 Mk1	9	22:55.538	1:34.684	3.594	69.93	2:29.286	8
33	87		26 Oli WALDEN	Mazda MX5 Mk1	9	23:00.836	1:39.982	5.298	69.66	2:29.108	9
34	66	M	8 Ossie MCLEAN	Mazda MX5 Mk1	9	23:08.709	1:47.855	7.873	69.26	2:29.442	8
35	77		27 Steve FODEN	Mazda MX5 Mk1	9	23:26.917	2:06.063	18.208	68.37	2:21.275	3

NOT CLASSIFIED

DQ 777\* Courtney MILNES Mazda MX5 Mk1

FASTEST LAP

44	Tom SMITH	Mazda MX5 Mk1	6	2:20.774	75.92 mph	122.18 kph
33	M Jason GREATREX	Mazda MX5 Mk1	4	2:21.522	75.52 mph	121.54 kph

Car 9 - STILL NO working transponder

Car 82 - 5 second penalty applied for exceeding track limits

Car 777 - Disqualified from result for causing a collision ref Reg Q12.21.4

Race Distance: 9 Laps / 26.72 miles

Snetterton 300: 2.9689 miles

Date: 16/04/2022 Start: 15:03 Finish: 15:24

Weather / Track : Cloudy / Dry

These results are provisional until the conclusion of any judicial and technical matters.

Clerk Of Course : Paul Levitt	Stewards :	Timekeeper : Lisa Sneider
-------------------------------	------------	---------------------------

# BRSCC Mazda MX-5 Championship

## RACE 5 - LAP CHART

LAP 1 @ 15:05:56.042			LAP 2 @ 15:08:17.061			LAP 3 @ 15:10:37.949			LAP 4 @ 15:12:58.845			LAP 5 @ 15:15:20.228		
NO	BEHIND	LAP TIME	NO	BEHIND	LAP TIME	NO	BEHIND	LAP TIME	NO	BEHIND	LAP TIME	NO	BEHIND	LAP TIME
263		2:29.999	263		2:21.019	263		2:20.888	263		2:20.896	263		2:21.383
44	0.482	2:30.481	44	0.427	2:20.964	44	0.489	2:20.950	44	0.564	2:20.971	44	0.672	2:21.491
33	0.751	2:30.750	33	2.149	2:22.417	33	3.068	2:21.807	33	3.694	2:21.522	33	3.838	2:21.527
77	0.896	2:30.895	81	2.549	2:21.648	81	3.316	2:21.655	81	3.963	2:21.543	81	4.041	2:21.461
81	1.920	2:31.919	34	2.871	2:21.860	34	3.565	2:21.582	34	4.274	2:21.605	34	4.250	2:21.359
34	2.030	2:32.029	82	3.477	2:22.314	58	4.117	2:21.160	58	4.715	2:21.494	58	4.870	2:21.538
82	2.182	2:32.181	58	3.845	2:22.404	77	4.417	2:21.275	77	4.970	2:21.449	77	5.117	2:21.530
58	2.460	2:32.459	77	4.030	2:24.153	82	4.603	2:22.014	82	5.378	2:21.671	82	5.477	2:21.482
24	2.585	2:32.584	24	4.532	2:22.966	24	5.310	2:21.666	24	5.661	2:21.247	24	5.818	2:21.540
777	3.526	2:33.525	36	5.685	2:22.788	36	6.457	2:21.660	36	7.607	2:22.046	36	8.370	2:22.146
27	3.785	2:33.784	222	6.919	2:23.519	777	9.313	2:22.665	27	10.980	2:22.284	27	10.965	2:21.368
36	3.916	2:33.915	777	7.536	2:25.029	222	9.459	2:23.428	19	11.925	2:22.203	19	13.878	2:23.336
222	4.419	2:34.418	27	7.669	2:24.903	27	9.592	2:22.811	29	13.027	2:23.709	29	14.352	2:22.708
29	4.753	2:34.752	29	8.249	2:24.515	29	10.214	2:22.853	222	13.300	2:24.737	222	15.680	2:23.763
22	5.200	2:35.199	19	8.736	2:23.983	19	10.618	2:22.770	777	13.550	2:25.133	22	16.455	2:23.729
19	5.772	2:35.771	22	9.117	2:24.936	22	11.771	2:23.542	22	14.109	2:23.234	37	17.784	2:24.149
69	6.145	2:36.144	69	9.290	2:24.164	37	12.355	2:23.598	37	15.018	2:23.559	178	22.784	2:26.504
37	6.864	2:36.863	37	9.645	2:23.800	178	13.661	2:24.429	178	17.663	2:24.898	69	23.022	2:23.246
178	7.184	2:37.183	178	10.120	2:23.955	3	16.955	2:24.695	69	21.159	2:24.890	3	23.768	2:23.302
52	8.568	2:38.567	3	13.148	2:25.380	69	17.165	2:28.763	3	21.849	2:25.790	7	23.961	2:23.215
13	8.595	2:38.594	13	13.453	2:25.877	7	17.582	2:23.466	7	22.129	2:25.443	52	28.626	2:26.651
3	8.787	2:38.786	113	13.993	2:25.913	13	18.467	2:25.902	13	22.973	2:25.402	113	29.506	2:27.724
113	9.099	2:39.098	52	14.865	2:27.316	113	18.815	2:25.710	113	23.165	2:25.246	550	30.242	2:27.035
550	9.641	2:39.640	7	15.004	2:25.928	52	19.205	2:25.228	52	23.358	2:25.049	13	31.448	2:29.858
7	10.095	2:40.094	550	15.596	2:26.974	550	20.235	2:25.527	550	24.590	2:25.251	45	32.085	2:26.798
73	10.479	2:40.478	73	15.857	2:26.397	73	20.970	2:26.001	73	25.939	2:25.865	73	32.569	2:28.013
56	11.083	2:41.082	56	17.584	2:27.520	56	22.553	2:25.857	45	26.670	2:24.352	56	32.772	2:25.668
87	14.358	2:44.357	45	19.472	2:25.844	45	23.214	2:24.630	56	28.487	2:26.830	112	42.133	2:27.819
112	14.616	2:44.615	112	22.248	2:28.651	112	29.044	2:27.684	112	35.697	2:27.549	78	44.266	2:25.690
45	14.647	2:44.646	87	26.033	2:32.694	78	33.342	2:27.860	78	39.959	2:27.513	64	45.328	2:26.200
64	16.940	2:46.939	78	26.370	2:29.725	64	35.170	2:29.194	64	40.511	2:26.237	9	53.672	2:27.690
78	17.664	2:47.663	64	26.864	2:30.943	9	35.679	2:29.430	9	47.365	2:32.582	711	59.656	2:30.256
9	17.832	2:47.831	9	27.137	2:30.324	87	35.917	2:30.772	87	48.268	2:33.247	5	1:02.283	2:30.140
711	18.956	2:48.955	711	30.239	2:32.302	711	40.835	2:31.484	711	50.783	2:30.844	87	1:06.465	2:39.580
66	19.570	2:49.569	66	33.294	2:34.743	5	43.725	2:31.190	5	53.526	2:30.697	66	1:13.683	2:31.953
5	20.452	2:50.451	5	33.423	2:33.990	66	50.421	2:38.015	66	1:03.113	2:33.588			

# BRSCC Mazda MX-5 Championship

## RACE 5 - LAP CHART

LAP 6 @ 15:17:41.225			LAP 7 @ 15:20:02.627			LAP 8 @ 15:22:24.267			LAP 9 @ 15:24:46.897		
NO	BEHIND	LAP TIME	NO	BEHIND	LAP TIME	NO	BEHIND	LAP TIME	NO	BEHIND	LAP TIME
263		2:20.997	263		2:21.402	44		2:21.278	263		2:22.499
44	0.449	2:20.774	44	0.362	2:21.315	263	0.131	2:21.771	44	0.127	2:22.757
33	5.215	2:22.374	81	5.900	2:21.895	33	7.175	2:22.874	81	6.948	2:22.272
81	5.407	2:22.363	33	5.941	2:22.128	81	7.306	2:23.046	33	6.990	2:22.445
34	5.776	2:22.523	34	6.256	2:21.882	34	8.156	2:23.540	34	7.652	2:22.126
82	6.034	2:21.554	82	6.666	2:22.034	82	9.027	2:24.001	58	8.511	2:22.085
58	6.734	2:22.861	58	6.993	2:21.661	58	9.056	2:23.703	24	8.680	2:22.086
24	7.301	2:22.480	24	7.169	2:21.270	24	9.224	2:23.695	82	9.528	2:23.131
36	9.879	2:22.506	36	11.256	2:22.779	36	12.105	2:22.489	27	13.611	2:24.006
27	11.050	2:21.082	27	11.461	2:21.813	27	12.235	2:22.414	36	13.755	2:24.280
19	16.052	2:23.171	19	18.842	2:24.192	19	21.401	2:24.199	19	21.780	2:23.009
29	16.368	2:23.013	29	19.075	2:24.109	222	21.870	2:23.674	222	23.215	2:23.975
222	17.718	2:23.035	222	19.836	2:23.520	29	22.409	2:24.974	29	23.252	2:23.473
22	18.253	2:22.795	22	20.844	2:23.993	22	23.178	2:23.974	22	23.567	2:23.019
37	20.654	2:23.867	37	24.312	2:25.060	37	27.162	2:24.490	37	30.131	2:25.599
69	26.170	2:24.145	7	29.077	2:23.148	7	30.963	2:23.526	7	30.889	2:22.556
7	27.331	2:24.367	69	29.682	2:24.914	69	32.643	2:24.601	69	35.068	2:25.055
178	28.086	2:26.299	3	32.199	2:25.335	3	34.420	2:23.861	3	35.444	2:23.654
3	28.266	2:25.495	178	35.075	2:28.391	178	40.666	2:27.231	178	46.332	2:28.296
52	34.897	2:27.268	13	41.659	2:27.797	13	45.880	2:25.861	13	49.086	2:25.836
13	35.264	2:24.813	550	42.045	2:27.790	45	46.381	2:25.123	113	49.224	2:24.689
550	35.657	2:26.412	52	42.570	2:29.075	113	47.165	2:25.638	45	49.882	2:26.131
45	36.066	2:24.978	45	42.898	2:28.234	550	47.362	2:26.957	550	50.017	2:25.285
113	36.309	2:27.800	113	43.167	2:28.260	52	47.786	2:26.856	52	50.257	2:25.101
73	39.202	2:27.630	56	43.474	2:25.646	56	48.043	2:26.209	56	50.735	2:25.322
56	39.230	2:27.455	73	43.870	2:26.070	73	49.014	2:26.784	73	51.138	2:24.754
112	48.909	2:27.773	78	55.516	2:26.987	78	1:01.304	2:27.428	78	1:07.301	2:28.627
78	49.931	2:26.662	64	56.040	2:27.124	64	1:11.998	2:37.598	112	1:20.472	2:28.347
64	50.318	2:25.987	112	1:08.415	2:40.908	112	1:14.755	2:27.980	64	1:20.643	2:31.275
9	1:01.775	2:29.100	9	1:08.578	2:28.205	9	1:15.173	2:28.235	9	1:21.104	2:28.561
711	1:08.923	2:30.264	711	1:16.912	2:29.391	711	1:24.427	2:29.155	711	1:31.090	2:29.293
5	1:11.137	2:29.851	5	1:19.667	2:29.932	5	1:27.313	2:29.286	5	1:34.684	2:30.001
77	1:17.171	3:33.051 P	87	1:25.746	2:29.553	87	1:33.504	2:29.398	87	1:39.982	2:29.108
87	1:17.595	2:32.127	66	1:32.790	2:31.708	66	1:40.592	2:29.442	66	1:47.855	2:29.893
66	1:22.484	2:29.798	77	2:04.291	3:08.522 P	77	2:07.037	2:24.386	77	2:06.063	2:21.656

# BRSCC Mazda MX-5 Championship

## RACE 5 - LAP ANALYSIS

DIFF = Difference To Personal Best Lap

P1 263 Fraser FRAZ FENWICK				
LAP	LAP TIME	DIFF	MPH	TIME OF DAY
1 -	2:29.999	9.111	71.25	15:05:56.042
2 -	2:21.019	0.131	75.79	15:08:17.061
3 -	<b>2:20.888 (1)</b>		<b>75.86</b>	<b>15:10:37.949</b>
4 -	2:20.896 (2)	0.008	75.85	15:12:58.845
5 -	2:21.383	0.495	75.59	15:15:20.228
6 -	2:20.997 (3)	0.109	75.80	15:17:41.225
7 -	2:21.402	0.514	75.58	15:20:02.627
8 -	2:21.771	0.883	75.38	15:22:24.398
9 -	2:22.499	1.611	75.00	15:24:46.897

P2 44 Tom SMITH				
LAP	LAP TIME	DIFF	MPH	TIME OF DAY
1 -	2:30.481	9.707	71.02	15:05:56.524
2 -	2:20.964 (3)	0.190	75.82	15:08:17.488
3 -	2:20.950 (2)	0.176	75.82	15:10:38.438
4 -	2:20.971	0.197	75.81	15:12:59.409
5 -	2:21.491	0.717	75.53	15:15:20.900
6 -	<b>2:20.774 (1)</b>		<b>75.92</b>	<b>15:17:41.674</b>
7 -	2:21.315	0.541	75.63	15:20:02.989
8 -	2:21.278	0.504	75.65	15:22:24.267
9 -	2:22.757	1.983	74.86	15:24:47.024

P3 81 Sebastian FISHER				
LAP	LAP TIME	DIFF	MPH	TIME OF DAY
1 -	2:31.919	10.458	70.35	15:05:57.962
2 -	2:21.648 (3)	0.187	75.45	15:08:19.610
3 -	2:21.655	0.194	75.45	15:10:41.265
4 -	2:21.543 (2)	0.082	75.51	15:13:02.808
5 -	<b>2:21.461 (1)</b>		<b>75.55</b>	<b>15:15:24.269</b>
6 -	2:22.363	0.902	75.07	15:17:46.632
7 -	2:21.895	0.434	75.32	15:20:08.527
8 -	2:23.046	1.585	74.71	15:22:31.573
9 -	2:22.272	0.811	75.12	15:24:53.845

P4 33 Jason GREATREX				
LAP	LAP TIME	DIFF	MPH	TIME OF DAY
1 -	2:30.750	9.228	70.89	15:05:56.793
2 -	2:22.417	0.895	75.04	15:08:19.210
3 -	2:21.807 (3)	0.285	75.37	15:10:41.017
4 -	<b>2:21.522 (1)</b>		<b>75.52</b>	<b>15:13:02.539</b>
5 -	2:21.527 (2)	0.005	75.51	15:15:24.066
6 -	2:22.374	0.852	75.07	15:17:46.440
7 -	2:22.128	0.606	75.20	15:20:08.568
8 -	2:22.874	1.352	74.80	15:22:31.442
9 -	2:22.445	0.923	75.03	15:24:53.887

P5 34 Callum GREATREX				
LAP	LAP TIME	DIFF	MPH	TIME OF DAY
1 -	2:32.029	10.670	70.30	15:05:58.072
2 -	2:21.860	0.501	75.34	15:08:19.932
3 -	2:21.582 (2)	0.223	75.49	15:10:41.514
4 -	2:21.605 (3)	0.246	75.47	15:13:03.119
5 -	<b>2:21.359 (1)</b>		<b>75.60</b>	<b>15:15:24.478</b>
6 -	2:22.523	1.164	74.99	15:17:47.001
7 -	2:21.882	0.523	75.33	15:20:08.883
8 -	2:23.540	2.181	74.46	15:22:32.423
9 -	2:22.126	0.767	75.20	15:24:54.549

DIFF = Difference To Personal Best Lap

P6 58 Mike COMBER				
LAP	LAP TIME	DIFF	MPH	TIME OF DAY
1 -	2:32.459	11.299	70.10	15:05:58.502
2 -	2:22.404	1.244	75.05	15:08:20.906
3 -	<b>2:21.160 (1)</b>		<b>75.71</b>	<b>15:10:42.066</b>
4 -	2:21.494 (2)	0.334	75.53	15:13:03.560
5 -	2:21.538 (3)	0.378	75.51	15:15:25.098
6 -	2:22.861	1.701	74.81	15:17:47.959
7 -	2:21.661	0.501	75.44	15:20:09.620
8 -	2:23.703	2.543	74.37	15:22:33.323
9 -	2:22.085	0.925	75.22	15:24:55.408

P7 24 Oliver GRAHAM				
LAP	LAP TIME	DIFF	MPH	TIME OF DAY
1 -	2:32.584	11.337	70.04	15:05:58.627
2 -	2:22.966	1.719	74.75	15:08:21.593
3 -	2:21.666	0.419	75.44	15:10:43.259
4 -	<b>2:21.247 (1)</b>		<b>75.66</b>	<b>15:13:04.506</b>
5 -	2:21.540 (3)	0.293	75.51	15:15:26.046
6 -	2:22.480	1.233	75.01	15:17:48.526
7 -	2:21.270 (2)	0.023	75.65	15:20:09.796
8 -	2:23.695	2.448	74.38	15:22:33.491
9 -	2:22.086	0.839	75.22	15:24:55.577

P8 27 Luke PULLEN				
LAP	LAP TIME	DIFF	MPH	TIME OF DAY
1 -	2:33.784	12.702	69.50	15:05:59.827
2 -	2:24.903	3.821	73.76	15:08:24.730
3 -	2:22.811	1.729	74.84	15:10:47.541
4 -	2:22.284	1.202	75.11	15:13:09.825
5 -	2:21.368 (2)	0.286	75.60	15:15:31.193
6 -	<b>2:21.082 (1)</b>		<b>75.75</b>	<b>15:17:52.275</b>
7 -	2:21.813 (3)	0.731	75.36	15:20:14.088
8 -	2:22.414	1.332	75.04	15:22:36.502
9 -	2:24.006	2.924	74.21	15:25:00.508

P9 36 Jack NOLLER				
LAP	LAP TIME	DIFF	MPH	TIME OF DAY
1 -	2:33.915	12.255	69.44	15:05:59.958
2 -	2:22.788	1.128	74.85	15:08:22.746
3 -	<b>2:21.660 (1)</b>		<b>75.44</b>	<b>15:10:44.406</b>
4 -	2:22.046 (2)	0.386	75.24	15:13:06.452
5 -	2:22.146 (3)	0.486	75.19	15:15:28.598
6 -	2:22.506	0.846	75.00	15:17:51.104
7 -	2:22.779	1.119	74.85	15:20:13.883
8 -	2:22.489	0.829	75.00	15:22:36.372
9 -	2:24.280	2.620	74.07	15:25:00.652

P10 82 Michael KNIBBS				
LAP	LAP TIME	DIFF	MPH	TIME OF DAY
1 -	2:32.181	10.699	70.23	15:05:58.224
2 -	2:22.314	0.832	75.10	15:08:20.538
3 -	2:22.014	0.532	75.26	15:10:42.552
4 -	2:21.671 (3)	0.189	75.44	15:13:04.223
5 -	<b>2:21.482 (1)</b>		<b>75.54</b>	<b>15:15:25.705</b>
6 -	2:21.554 (2)	0.072	75.50	15:17:47.259
7 -	2:22.034	0.552	75.25	15:20:09.293
8 -	2:24.001	2.519	74.22	15:22:33.294
9 -	2:23.131	1.649	74.67	15:24:56.425

# BRSCC Mazda MX-5 Championship

## RACE 5 - LAP ANALYSIS

DIFF = Difference To Personal Best Lap

P11 19 Adam SPARROW				
LAP	LAP TIME	DIFF	MPH	TIME OF DAY
1 -	2:35.771	13.568	68.61	15:06:01.814
2 -	2:23.983	1.780	74.23	15:08:25.797
3 -	2:22.770 (2)	0.567	74.86	15:10:48.567
4 -	<b>2:22.203 (1)</b>		<b>75.16</b>	<b>15:13:10.770</b>
5 -	2:23.336	1.133	74.56	15:15:34.106
6 -	2:23.171	0.968	74.65	15:17:57.277
7 -	2:24.192	1.989	74.12	15:20:21.469
8 -	2:24.199	1.996	74.12	15:22:45.668
9 -	2:23.009 (3)	0.806	74.73	15:25:08.677

P12 222 Michael GREEN				
LAP	LAP TIME	DIFF	MPH	TIME OF DAY
1 -	2:34.418	11.383	69.21	15:06:00.461
2 -	2:23.519 (3)	0.484	74.47	15:08:23.980
3 -	2:23.428 (2)	0.393	74.51	15:10:47.408
4 -	2:24.737	1.702	73.84	15:13:12.145
5 -	2:23.763	0.728	74.34	15:15:35.908
6 -	<b>2:23.035 (1)</b>		<b>74.72</b>	<b>15:17:58.943</b>
7 -	2:23.520	0.485	74.47	15:20:22.463
8 -	2:23.674	0.639	74.39	15:22:46.137
9 -	2:23.975	0.940	74.23	15:25:10.112

P13 29 Adam CRAIG				
LAP	LAP TIME	DIFF	MPH	TIME OF DAY
1 -	2:34.752	12.044	69.06	15:06:00.795
2 -	2:24.515	1.807	73.95	15:08:25.310
3 -	2:22.853 (2)	0.145	74.81	15:10:48.163
4 -	2:23.709	1.001	74.37	15:13:11.872
5 -	<b>2:22.708 (1)</b>		<b>74.89</b>	<b>15:15:34.580</b>
6 -	2:23.013 (3)	0.305	74.73	15:17:57.593
7 -	2:24.109	1.401	74.16	15:20:21.702
8 -	2:24.974	2.266	73.72	15:22:46.676
9 -	2:23.473	0.765	74.49	15:25:10.149

P14 22 Owen MILLS				
LAP	LAP TIME	DIFF	MPH	TIME OF DAY
1 -	2:35.199	12.404	68.86	15:06:01.242
2 -	2:24.936	2.141	73.74	15:08:26.178
3 -	2:23.542	0.747	74.45	15:10:49.720
4 -	2:23.234 (3)	0.439	74.61	15:13:12.954
5 -	2:23.729	0.934	74.36	15:15:36.683
6 -	<b>2:22.795 (1)</b>		<b>74.84</b>	<b>15:17:59.478</b>
7 -	2:23.993	1.198	74.22	15:20:23.471
8 -	2:23.974	1.179	74.23	15:22:47.445
9 -	2:23.019 (2)	0.224	74.73	15:25:10.464

P15 37 Tim DORE				
LAP	LAP TIME	DIFF	MPH	TIME OF DAY
1 -	2:36.863	13.304	68.13	15:06:02.906
2 -	2:23.800 (3)	0.241	74.32	15:08:26.706
3 -	2:23.598 (2)	0.039	74.43	15:10:50.304
4 -	<b>2:23.559 (1)</b>		<b>74.45</b>	<b>15:13:13.863</b>
5 -	2:24.149	0.590	74.14	15:15:38.012
6 -	2:23.867	0.308	74.29	15:18:01.879
7 -	2:25.060	1.501	73.68	15:20:26.939
8 -	2:24.490	0.931	73.97	15:22:51.429
9 -	2:25.599	2.040	73.40	15:25:17.028

DIFF = Difference To Personal Best Lap

P16 7 Oak RICHARDSON				
LAP	LAP TIME	DIFF	MPH	TIME OF DAY
1 -	2:40.094	17.538	66.76	15:06:06.137
2 -	2:25.928	3.372	73.24	15:08:32.065
3 -	2:23.466	0.910	74.49	15:10:55.531
4 -	2:25.443	2.887	73.48	15:13:20.974
5 -	2:23.215 (3)	0.659	74.62	15:15:44.189
6 -	2:24.367	1.811	74.03	15:18:08.556
7 -	2:23.148 (2)	0.592	74.66	15:20:31.704
8 -	2:23.526	0.970	74.46	15:22:55.230
9 -	<b>2:22.556 (1)</b>		<b>74.97</b>	<b>15:25:17.786</b>

P17 69 Brad JONES				
LAP	LAP TIME	DIFF	MPH	TIME OF DAY
1 -	2:36.144	12.898	68.44	15:06:02.187
2 -	2:24.164 (3)	0.918	74.13	15:08:26.351
3 -	2:28.763	5.517	71.84	15:10:55.114
4 -	2:24.890	1.644	73.76	15:13:20.004
5 -	<b>2:23.246 (1)</b>		<b>74.61</b>	<b>15:15:43.250</b>
6 -	2:24.145 (2)	0.899	74.14	15:18:07.395
7 -	2:24.914	1.668	73.75	15:20:32.309
8 -	2:24.601	1.355	73.91	15:22:56.910
9 -	2:25.055	1.809	73.68	15:25:21.965

P18 3 Richard WOOTTEN				
LAP	LAP TIME	DIFF	MPH	TIME OF DAY
1 -	2:38.786	15.484	67.31	15:06:04.829
2 -	2:25.380	2.078	73.51	15:08:30.209
3 -	2:24.695	1.393	73.86	15:10:54.904
4 -	2:25.790	2.488	73.31	15:13:20.694
5 -	<b>2:23.302 (1)</b>		<b>74.58</b>	<b>15:15:43.996</b>
6 -	2:25.495	2.193	73.46	15:18:09.491
7 -	2:25.335	2.033	73.54	15:20:34.826
8 -	2:23.861 (3)	0.559	74.29	15:22:58.687
9 -	2:23.654 (2)	0.352	74.40	15:25:22.341

P19 178 Kevin DENGATE				
LAP	LAP TIME	DIFF	MPH	TIME OF DAY
1 -	2:37.183	13.228	67.99	15:06:03.226
2 -	<b>2:23.955 (1)</b>		<b>74.24</b>	<b>15:08:27.181</b>
3 -	2:24.429 (2)	0.474	74.00	15:10:51.610
4 -	2:24.898 (3)	0.943	73.76	15:13:16.508
5 -	2:26.504	2.549	72.95	15:15:43.012
6 -	2:26.299	2.344	73.05	15:18:09.311
7 -	2:28.391	4.436	72.02	15:20:37.702
8 -	2:27.231	3.276	72.59	15:23:04.933
9 -	2:28.296	4.341	72.07	15:25:33.229

P20 13 Scott LEACH				
LAP	LAP TIME	DIFF	MPH	TIME OF DAY
1 -	2:38.594	13.781	67.39	15:06:04.637
2 -	2:25.877	1.064	73.26	15:08:30.514
3 -	2:25.902	1.089	73.25	15:10:56.416
4 -	2:25.402 (2)	0.589	73.50	15:13:21.818
5 -	2:29.858	5.045	71.32	15:15:51.676
6 -	<b>2:24.813 (1)</b>		<b>73.80</b>	<b>15:18:16.489</b>
7 -	2:27.797	2.984	72.31	15:20:44.286
8 -	2:25.861	1.048	73.27	15:23:10.147
9 -	2:25.836 (3)	1.023	73.28	15:25:35.983

# BRSCC Mazda MX-5 Championship

## RACE 5 - LAP ANALYSIS

DIFF = Difference To Personal Best Lap

<b>P21 113 Levi AISBETT</b>				
LAP	LAP TIME	DIFF	MPH	TIME OF DAY
1 -	2:39.098	14.409	67.17	15:06:05.141
2 -	2:25.913	1.224	73.24	15:08:31.054
3 -	2:25.710	1.021	73.35	15:10:56.764
4 -	2:25.246 (2)	0.557	73.58	15:13:22.010
5 -	2:27.724	3.035	72.35	15:15:49.734
6 -	2:27.800	3.111	72.31	15:18:17.534
7 -	2:28.260	3.571	72.09	15:20:45.794
8 -	2:25.638 (3)	0.949	73.38	15:23:11.432
9 -	<b>2:24.689 (1)</b>		<b>73.86</b>	<b>15:25:36.121</b>

<b>P22 45 Graham RUMSEY</b>				
LAP	LAP TIME	DIFF	MPH	TIME OF DAY
1 -	2:44.646	20.294	64.91	15:06:10.689
2 -	2:25.844	1.492	73.28	15:08:36.533
3 -	2:24.630 (2)	0.278	73.89	15:11:01.163
4 -	<b>2:24.352 (1)</b>		<b>74.04</b>	<b>15:13:25.515</b>
5 -	2:26.798	2.446	72.80	15:15:52.313
6 -	2:24.978 (3)	0.626	73.72	15:18:17.291
7 -	2:28.234	3.882	72.10	15:20:45.525
8 -	2:25.123	0.771	73.64	15:23:10.648
9 -	2:26.131	1.779	73.14	15:25:36.779

<b>P23 550 Tom MALLETT</b>				
LAP	LAP TIME	DIFF	MPH	TIME OF DAY
1 -	2:39.640	14.389	66.95	15:06:05.683
2 -	2:26.974	1.723	72.72	15:08:32.657
3 -	2:25.527 (3)	0.276	73.44	15:10:58.184
4 -	<b>2:25.251 (1)</b>		<b>73.58</b>	<b>15:13:23.435</b>
5 -	2:27.035	1.784	72.69	15:15:50.470
6 -	2:26.412	1.161	73.00	15:18:16.882
7 -	2:27.790	2.539	72.31	15:20:44.672
8 -	2:26.957	1.706	72.72	15:23:11.629
9 -	2:25.285 (2)	0.034	73.56	15:25:36.914

<b>P24 52 Martyn COMPTON</b>				
LAP	LAP TIME	DIFF	MPH	TIME OF DAY
1 -	2:38.567	13.518	67.40	15:06:04.610
2 -	2:27.316	2.267	72.55	15:08:31.926
3 -	2:25.228 (3)	0.179	73.59	15:10:57.154
4 -	<b>2:25.049 (1)</b>		<b>73.68</b>	<b>15:13:22.203</b>
5 -	2:26.651	1.602	72.88	15:15:48.854
6 -	2:27.268	2.219	72.57	15:18:16.122
7 -	2:29.075	4.026	71.69	15:20:45.197
8 -	2:26.856	1.807	72.77	15:23:12.053
9 -	2:25.101 (2)	0.052	73.65	15:25:37.154

<b>P25 56 Bryn GRIFFITHS</b>				
LAP	LAP TIME	DIFF	MPH	TIME OF DAY
1 -	2:41.082	15.760	66.35	15:06:07.125
2 -	2:27.520	2.198	72.45	15:08:34.645
3 -	2:25.857	0.535	73.27	15:11:00.502
4 -	2:26.830	1.508	72.79	15:13:27.332
5 -	2:25.668 (3)	0.346	73.37	15:15:53.000
6 -	2:27.455	2.133	72.48	15:18:20.455
7 -	2:25.646 (2)	0.324	73.38	15:20:46.101
8 -	2:26.209	0.887	73.10	15:23:12.310
9 -	<b>2:25.322 (1)</b>		<b>73.54</b>	<b>15:25:37.632</b>

DIFF = Difference To Personal Best Lap

<b>P26 73 Beau PARRY</b>				
LAP	LAP TIME	DIFF	MPH	TIME OF DAY
1 -	2:40.478	15.724	66.60	15:06:06.521
2 -	2:26.397	1.643	73.00	15:08:32.918
3 -	2:26.001 (3)	1.247	73.20	15:10:58.919
4 -	2:25.865 (2)	1.111	73.27	15:13:24.784
5 -	2:28.013	3.259	72.21	15:15:52.797
6 -	2:27.630	2.876	72.39	15:18:20.427
7 -	2:26.070	1.316	73.17	15:20:46.497
8 -	2:26.784	2.030	72.81	15:23:13.281
9 -	<b>2:24.754 (1)</b>		<b>73.83</b>	<b>15:25:38.035</b>

<b>P27 78 Richard BARTLETT</b>				
LAP	LAP TIME	DIFF	MPH	TIME OF DAY
1 -	2:47.663	21.973	63.74	15:06:13.706
2 -	2:29.725	4.035	71.38	15:08:43.431
3 -	2:27.860	2.170	72.28	15:11:11.291
4 -	2:27.513	1.823	72.45	15:13:38.804
5 -	<b>2:25.690 (1)</b>		<b>73.36</b>	<b>15:16:04.494</b>
6 -	2:26.662 (2)	0.972	72.87	15:18:31.156
7 -	2:26.987 (3)	1.297	72.71	15:20:58.143
8 -	2:27.428	1.738	72.49	15:23:25.571
9 -	2:28.627	2.937	71.91	15:25:54.198

<b>P28 112 Ben MANCHETT</b>				
LAP	LAP TIME	DIFF	MPH	TIME OF DAY
1 -	2:44.615	17.066	64.92	15:06:10.658
2 -	2:28.651	1.102	71.90	15:08:39.309
3 -	2:27.684 (2)	0.135	72.37	15:11:06.993
4 -	<b>2:27.549 (1)</b>		<b>72.43</b>	<b>15:13:34.542</b>
5 -	2:27.819	0.270	72.30	15:16:02.361
6 -	2:27.773 (3)	0.224	72.32	15:18:30.134
7 -	2:40.908	13.359	66.42	15:21:11.042
8 -	2:27.980	0.431	72.22	15:23:39.022
9 -	2:28.347	0.798	72.04	15:26:07.369

<b>P29 64 Daryl RADWELL</b>				
LAP	LAP TIME	DIFF	MPH	TIME OF DAY
1 -	2:46.939	20.952	64.02	15:06:12.982
2 -	2:30.943	4.956	70.80	15:08:43.925
3 -	2:29.194	3.207	71.63	15:11:13.119
4 -	2:26.237 (3)	0.250	73.08	15:13:39.356
5 -	2:26.200 (2)	0.213	73.10	15:16:05.556
6 -	<b>2:25.987 (1)</b>		<b>73.21</b>	<b>15:18:31.543</b>
7 -	2:27.124	1.137	72.64	15:20:58.667
8 -	2:37.598	11.611	67.81	15:23:36.265
9 -	2:31.275	5.288	70.65	15:26:07.540

<b>P30 9 Kristopher ABBOTT</b>				
LAP	LAP TIME	DIFF	MPH	TIME OF DAY
1 -	2:47.831	20.141	63.68	15:06:13.874
2 -	2:30.324	2.634	71.10	15:08:44.198
3 -	2:29.430	1.740	71.52	15:11:13.628
4 -	2:32.582	4.892	70.04	15:13:46.210
5 -	<b>2:27.690 (1)</b>		<b>72.36</b>	<b>15:16:13.900</b>
6 -	2:29.100	1.410	71.68	15:18:43.000
7 -	2:28.205 (2)	0.515	72.11	15:21:11.205
8 -	2:28.235 (3)	0.545	72.10	15:23:39.440
9 -	2:28.561	0.871	71.94	15:26:08.001

# BRSCC Mazda MX-5 Championship

## RACE 5 - LAP ANALYSIS

DIFF = Difference To Personal Best Lap

<b>P31 711 Keith DALTON</b>				
LAP	LAP TIME	DIFF	MPH	TIME OF DAY
1 -	2:48.955	19.800	63.25	15:06:14.998
2 -	2:32.302	3.147	70.17	15:08:47.300
3 -	2:31.484	2.329	70.55	15:11:18.784
4 -	2:30.844	1.689	70.85	15:13:49.628
5 -	2:30.256	1.101	71.13	15:16:19.884
6 -	2:30.264	1.109	71.12	15:18:50.148
7 -	2:29.391 (3)	0.236	71.54	15:21:19.539
8 -	<b>2:29.155 (1)</b>		<b>71.65</b>	<b>15:23:48.694</b>
9 -	2:29.293 (2)	0.138	71.59	15:26:17.987

<b>P32 5 Aidan EDGAR</b>				
LAP	LAP TIME	DIFF	MPH	TIME OF DAY
1 -	2:50.451	21.165	62.70	15:06:16.494
2 -	2:33.990	4.704	69.40	15:08:50.484
3 -	2:31.190	1.904	70.69	15:11:21.674
4 -	2:30.697	1.411	70.92	15:13:52.371
5 -	2:30.140	0.854	71.18	15:16:22.511
6 -	2:29.851 (2)	0.565	71.32	15:18:52.362
7 -	2:29.932 (3)	0.646	71.28	15:21:22.294
8 -	<b>2:29.286 (1)</b>		<b>71.59</b>	<b>15:23:51.580</b>
9 -	2:30.001	0.715	71.25	15:26:21.581

<b>P33 87 Oli WALDEN</b>				
LAP	LAP TIME	DIFF	MPH	TIME OF DAY
1 -	2:44.357	15.249	65.02	15:06:10.400
2 -	2:32.694	3.586	69.99	15:08:43.094
3 -	2:30.772	1.664	70.88	15:11:13.866
4 -	2:33.247	4.139	69.74	15:13:47.113
5 -	2:39.580	10.472	66.97	15:16:26.693
6 -	2:32.127	3.019	70.25	15:18:58.820
7 -	2:29.553 (3)	0.445	71.46	15:21:28.373
8 -	2:29.398 (2)	0.290	71.54	15:23:57.771
9 -	<b>2:29.108 (1)</b>		<b>71.68</b>	<b>15:26:26.879</b>

<b>P34 66 Ossie MCLEAN</b>				
LAP	LAP TIME	DIFF	MPH	TIME OF DAY
1 -	2:49.569	20.127	63.03	15:06:15.612
2 -	2:34.743	5.301	69.06	15:08:50.355
3 -	2:38.015	8.573	67.63	15:11:28.370
4 -	2:33.588	4.146	69.58	15:14:01.958
5 -	2:31.953	2.511	70.33	15:16:33.911
6 -	2:29.798 (2)	0.356	71.34	15:19:03.709
7 -	2:31.708	2.266	70.45	15:21:35.417
8 -	<b>2:29.442 (1)</b>		<b>71.51</b>	<b>15:24:04.859</b>
9 -	2:29.893 (3)	0.451	71.30	15:26:34.752

<b>P35 77 Steve FODEN</b>				
LAP	LAP TIME	DIFF	MPH	TIME OF DAY
1 -	2:30.895	9.620	70.83	15:05:56.938
2 -	2:24.153	2.878	74.14	15:08:21.091
3 -	<b>2:21.275 (1)</b>		<b>75.65</b>	<b>15:10:42.366</b>
4 -	2:21.449 (2)	0.174	75.56	15:13:03.815
5 -	2:21.530 (3)	0.255	75.51	15:15:25.345
6 -	3:33.051 P	1:11.776	50.16	15:18:58.396
7 -	3:08.522 P	47.247	56.69	15:22:06.918
8 -	2:24.386	3.111	74.02	15:24:31.304
9 -	2:21.656	0.381	75.45	15:26:52.960

DIFF = Difference To Personal Best Lap

<b>P36 777 Courtney MILNES</b>				
LAP	LAP TIME	DIFF	MPH	TIME OF DAY
1 -	2:33.525	10.860	69.61	15:05:59.568
2 -	2:25.029 (2)	2.364	73.69	15:08:24.597
3 -	<b>2:22.665 (1)</b>		<b>74.91</b>	<b>15:10:47.262</b>
4 -	2:25.133 (3)	2.468	73.64	15:13:12.395



# BRSCC Mazda MX-5 Championship

## RACE 5 - STATISTICS

**Competitors Started** 36  
**Planned Start** 2022-04-16 @ 14:50:00.000  
**Actual Start** 2022-04-16 @ 15:03:26.042  
**Finish Time** 2022-04-16 @ 15:24:45.058  
**Track Length** 2.9689mi.  
**Total Laps** 319  
**Total Distance Covered** 947.0827mi.

### Session Fastest Lap History

NO	CL	NAME	LAP TIME	TIME OF DAY	LAP	VEHICLE
263		Fraser FRAZ FENWICK	<b>2:29.999</b>	15:05:56.053	1	Mazda MX5 Mk1
263		Fraser FRAZ FENWICK	<b>2:21.019</b>	15:08:17.072	2	Mazda MX5 Mk1
44		Tom SMITH	<b>2:20.964</b>	15:08:17.490	2	Mazda MX5 Mk1
263		Fraser FRAZ FENWICK	<b>2:20.888</b>	15:10:37.959	3	Mazda MX5 Mk1
44		Tom SMITH	<b>2:20.774</b>	15:17:41.677	6	Mazda MX5 Mk1

### Session Leader History

NO	CL	NAME	FROM LAP	LAPS LED	DISTANCE	VEHICLE
263		Fraser FRAZ FENWICK	1	7	20.78 miles	Mazda MX5 Mk1
44		Tom SMITH	8	1	2.96 miles	Mazda MX5 Mk1
263		Fraser FRAZ FENWICK	9	1	2.96 miles	Mazda MX5 Mk1

### Flag History

TYPE	TIME OF DAY
GREEN	15:03:26.042
FINISH	15:24:45.058

### Flag Statistics

TYPE	COUNT	TOTAL LAPS	TOTAL TIME
Green	1	9	23:34.830
Red	0	0	0.000
Safety Car	0	0	0.000
FCY	0	0	0.000

# BRSCC Mazda MX-5 Championship

## RACE 5 - STATISTICS

CLASS :

28 Starters

### Fastest Lap History

NO	NAME	LAP TIME	TIME OF DAY	LAP	VEHICLE
263	Fraser FRAZ FENWICK	<b>2:29.999</b>	15:05:56.053	1	Mazda MX5 Mk1
263	Fraser FRAZ FENWICK	<b>2:21.019</b>	15:08:17.072	2	Mazda MX5 Mk1
44	Tom SMITH	<b>2:20.964</b>	15:08:17.490	2	Mazda MX5 Mk1
263	Fraser FRAZ FENWICK	<b>2:20.888</b>	15:10:37.959	3	Mazda MX5 Mk1
44	Tom SMITH	<b>2:20.774</b>	15:17:41.677	6	Mazda MX5 Mk1

### Leader History

NO	NAME	FROM LAP	LAPS LED	DISTANCE	VEHICLE
263	Fraser FRAZ FENWICK	1	7	20.78 miles	Mazda MX5 Mk1
44	Tom SMITH	8	1	2.96 miles	Mazda MX5 Mk1
263	Fraser FRAZ FENWICK	9	1	2.96 miles	Mazda MX5 Mk1

# BRSCC Mazda MX-5 Championship

## RACE 5 - STATISTICS

CLASS : M

8 Starters


### Fastest Lap History

NO	NAME	LAP TIME	TIME OF DAY	LAP	VEHICLE
33	Jason GREATREX	<b>2:30.750</b>	15:05:56.803	1	Mazda MX5 Mk1
33	Jason GREATREX	<b>2:22.417</b>	15:08:19.220	2	Mazda MX5 Mk1
33	Jason GREATREX	<b>2:21.807</b>	15:10:41.028	3	Mazda MX5 Mk1
33	Jason GREATREX	<b>2:21.522</b>	15:13:02.550	4	Mazda MX5 Mk1

### Leader History

NO	NAME	FROM LAP	LAPS LED	DISTANCE	VEHICLE
33	Jason GREATREX	1	9	26.72 miles	Mazda MX5 Mk1

**BRSCC Mazda MX-5 Championship**  
**RACE 11 - GRID (20 minutes)**

ROW 18	35	<b>77</b> Steve FODEN	36	<b>777</b> Courtney MILNES
ROW 17	33	<b>87</b> Oli WALDEN	34	<b>66</b> Ossie MCLEAN
ROW 16	31	<b>711</b> Keith DALTON	32	<b>5</b> Aidan EDGAR
ROW 15	29	<b>64</b> Daryl RADWELL	30	<b>9</b> Kristopher ABBOTT
ROW 14	27	<b>78</b> Richard BARTLETT	28	<b>112</b> Ben MANCHETT
ROW 13	25	<b>56</b> Bryn GRIFFITHS	26	<b>73</b> Beau PARRY
ROW 12	23	<b>550</b> Tom MALLETT	24	<b>52</b> Martyn COMPTON
ROW 11	21	<b>113</b> Levi AISBETT	22	<b>45</b> Graham RUMSEY
ROW 10	19	<b>178</b> Kevin DENGATE	20	<b>13</b> Scott LEACH
ROW 9	17	<b>69</b> Brad JONES	18	<b>3</b> Richard WOOTTEN
ROW 8	15	<b>37</b> Tim DORE	16	<b>7</b> Oak RICHARDSON
ROW 7	13	<b>29</b> Adam CRAIG	14	<b>22</b> Owen MILLS
ROW 6	11	<b>19</b> Adam SPARROW	12	<b>222</b> Michael GREEN
ROW 5	9	<b>36</b> Jack NOLLER	10	<b>82</b> Michael KNIBBS
ROW 4	7	<b>24</b> Oliver GRAHAM	8	<b>27</b> Luke PULLEN
ROW 3	5	<b>34</b> Callum GREATREX	6	<b>58</b> Mike COMBER
ROW 2	3	<b>81</b> Sebastian FISHER	4	<b>33</b> Jason GREATREX
ROW 1	1	<b>263</b> Fraser FRAZ FENWICK	2	<b>44</b> Tom SMITH
<b>Pole</b>				
				

Snetterton 300: 2.9689 miles

These results are provisional until the conclusion of any judicial and technical matters.

Clerk Of Course : Paul Levitt	Stewards :	Timekeeper : Lisa Sneider
-------------------------------	------------	---------------------------

Results can be found at [www.tsl-timing.com](http://www.tsl-timing.com)

Printed - 15:28 Saturday, 16 April 2022



# BRSCC Mazda MX-5 Championship

## RACE 11 - CLASSIFICATION

POS	NO	CL	PIC NAME	ENTRY	LAPS	TIME	GAP	DIFF	MPH	BEST	ON
1	263		1 Fraser FRAZ FENWICK	Mazda MX5 Mk1	9	21:18.453			75.24	2:20.832	9
2	33	M	1 Jason GREATREX	Mazda MX5 Mk1	9	21:18.705	0.252	0.252	75.22	2:20.232	9
3	34		2 Callum GREATREX	Mazda MX5 Mk1	9	21:20.387	1.934	1.682	75.12	2:20.182	6
4	27		3 Luke PULLEN	Mazda MX5 Mk1	9	21:20.802	2.349	0.415	75.10	2:20.885	7
5	24		4 Oliver GRAHAM	Mazda MX5 Mk1	9	21:21.563	3.110	0.761	75.05	2:20.779	3
6	58		5 Mike COMBER	Mazda MX5 Mk1	9	21:22.401	3.948	0.838	75.00	2:20.942	7
7	82		6 Michael KNIBBS	Mazda MX5 Mk1	9	21:22.613	4.160	0.212	74.99	2:20.243	5
8	36		7 Jack NOLLER	Mazda MX5 Mk1	9	21:23.617	5.164	1.004	74.93	2:20.988	7
9	44*		8 Tom SMITH	Mazda MX5 Mk1	9	21:25.986	7.533	2.369	74.80	2:20.394	3
10	81*		9 Sebastian FISHER	Mazda MX5 Mk1	9	21:26.116	7.663	0.130	74.79	2:20.474	6
11	77		10 Steve FODEN	Mazda MX5 Mk1	9	21:27.359	8.906	1.243	74.72	2:20.438	9
12	19		11 Adam SPARROW	Mazda MX5 Mk1	9	21:27.871	9.418	0.512	74.69	2:20.758	5
13	37	M	2 Tim DORE	Mazda MX5 Mk1	9	21:39.519	21.066	11.648	74.02	2:22.207	7
14	29		12 Adam CRAIG	Mazda MX5 Mk1	9	21:40.188	21.735	0.669	73.98	2:22.480	4
15	7		13 Oak RICHARDSON	Mazda MX5 Mk1	9	21:40.643	22.190	0.455	73.95	2:22.358	2
16	69		14 Brad JONES	Mazda MX5	9	21:41.138	22.685	0.495	73.92	2:22.504	4
17	22		15 Owen MILLS	Mazda MX5 Mk1	9	21:42.558	24.105	1.420	73.84	2:22.616	6
18	3		16 Richard WOOTTEN	Mazda MX5 Mk1	9	21:42.804	24.351	0.246	73.83	2:22.635	3
19	777		17 Courtney MILNES	Mazda MX5 Mk1	9	21:46.927	28.474	4.123	73.60	2:22.397	6
20	222		18 Michael GREEN	Mazda MX5 Mk1	9	21:50.961	32.508	4.034	73.37	2:22.303	3
21	113		19 Levi AISBETT	Mazda MX5 Mk1	9	21:51.363	32.910	0.402	73.35	2:22.486	4
22	13	M	3 Scott LEACH	Mazda MX5 Mk1	9	21:52.142	33.689	0.779	73.30	2:23.328	8
23	178	M	4 Kevin DENGATE	Mazda MX5 Mk1	9	21:57.803	39.350	5.661	72.99	2:23.276	2
24	550		20 Tom MALLETT	Mazda MX5 Mk1	9	22:08.356	49.903	10.553	72.41	2:25.561	6
25	73		21 Beau PARRY	Mazda MX5 Mk1	9	22:08.698	50.245	0.342	72.39	2:24.449	2
26	52		22 Martyn COMPTON	Mazda MX5 Mk1	9	22:13.554	55.101	4.856	72.13	2:23.902	6
27	112		23 Ben MANCHETT	Mazda MX5 Mk1	9	22:15.221	56.768	1.667	72.04	2:25.162	6
28	78	M	5 Richard BARTLETT	Mazda MX5 Mk1	9	22:16.747	58.294	1.526	71.96	2:25.855	6
29	9		24 Kristopher ABBOTT	Mazda MX5 Mk1	9	22:17.356	58.903	0.609	71.92	2:25.529	5
30	87		25 Oli WALDEN	Mazda MX5 Mk1	9	22:22.439	1:03.986	5.083	71.65	2:25.077	7
31	64		26 Daryl RADWELL	Mazda MX5 Mk1	9	22:33.691	1:15.238	11.252	71.05	2:25.299	4
32	66	M	6 Ossie MCLEAN	Mazda MX5 Mk1	9	22:42.520	1:24.067	8.829	70.59	2:28.200	6

### NOT CLASSIFIED

DNF	711		Keith DALTON	Mazda MX5 Mk1	8	20:12.906	1 Lap	1 Lap	70.49	2:28.319	6
DNF	56	M	Bryn GRIFFITHS	Mazda MX5 Mk1	7	17:15.494	2 Laps	1 Lap	72.25	2:25.119	6
DNF	5		Aidan EDGAR	Mazda MX5 Mk1	7	18:42.891	2 Laps	1:27.397	66.62	2:31.221	3
DNF	45	M	Graham RUMSEY	Mazda MX5 Mk1	4	9:58.306	5 Laps	3 Laps	71.45	2:26.051	2

### FASTEST LAP

34			Callum GREATREX	Mazda MX5 Mk1	6	2:20.182	76.24 mph	122.70 kph
33	M		Jason GREATREX	Mazda MX5 Mk1	9	2:20.232	76.21 mph	122.65 kph

Car 777 - Please fit a working transponder

Cars 44 and 81 - 5 second penalty applied for exceeding track limits

Race Distance: 9 Laps / 26.72 miles

Snetterton 300: 2.9689 miles

Date: 17/04/2022 Start: 10:04 Finish: 10:25

Weather / Track : Cloudy / Dry

These results are provisional until the conclusion of any judicial and technical matters.

Clerk Of Course : Paul Levitt

Stewards :

Timekeeper : Lisa Sneider

# BRSCC Mazda MX-5 Championship

## RACE 11 - LAP CHART

LAP 1 @ 10:06:46.392			LAP 2 @ 10:09:07.869			LAP 3 @ 10:11:29.031			LAP 4 @ 10:13:50.263			LAP 5 @ 10:16:11.219		
NO	BEHIND	LAP TIME	NO	BEHIND	LAP TIME	NO	BEHIND	LAP TIME	NO	BEHIND	LAP TIME	NO	BEHIND	LAP TIME
33		2:28.910	33		2:21.477	33		2:21.162	33		2:21.232	33		2:20.956
263	0.176	2:29.086	263	0.171	2:21.472	263	0.125	2:21.116	263	0.170	2:21.277	263	0.202	2:20.988
27	0.548	2:29.458	27	0.697	2:21.626	27	0.472	2:20.937	34	1.159	2:21.434	34	1.459	2:21.256
58	1.034	2:29.944	58	0.979	2:21.422	44	0.670	2:20.394	81	1.760	2:21.497	44	1.813	2:20.915
34	1.147	2:30.057	34	1.114	2:21.444	34	0.957	2:21.005	44	1.854	2:22.416	81	2.154	2:21.350
81	1.224	2:30.134	44	1.438	2:21.210	81	1.495	2:20.931	27	1.948	2:22.708	27	2.543	2:21.551
44	1.705	2:30.615	81	1.726	2:21.979	58	1.692	2:21.875	58	2.374	2:21.914	24	2.794	2:21.204
24	1.879	2:30.789	24	2.230	2:21.828	24	1.847	2:20.779	24	2.546	2:21.931	58	3.183	2:21.765
19	3.105	2:32.015	19	3.229	2:21.601	36	3.665	2:21.197	82	4.066	2:21.382	82	3.353	2:20.243
36	4.030	2:32.940	36	3.630	2:21.077	19	3.886	2:21.819	36	4.475	2:22.042	36	4.628	2:21.109
69	4.389	2:33.299	82	4.347	2:21.400	82	3.916	2:20.731	19	4.827	2:22.173	19	4.629	2:20.758
82	4.424	2:33.334	69	6.247	2:23.335	69	8.759	2:23.674	69	10.031	2:22.504	77	10.646	2:20.718
37	5.373	2:34.283	7	6.482	2:22.358	29	9.673	2:23.392	77	10.884	2:21.841	69	12.274	2:23.199
7	5.601	2:34.511	37	6.915	2:23.019	37	10.112	2:24.359	29	10.921	2:22.480	29	12.810	2:22.845
29	6.376	2:35.286	29	7.443	2:22.544	77	10.275	2:22.391	37	12.191	2:23.311	37	13.898	2:22.663
178	7.084	2:35.994	178	8.883	2:23.276	7	10.647	2:25.327	7	12.887	2:23.472	7	14.387	2:22.456
3	8.084	2:36.994	77	9.046	2:22.400	222	11.047	2:22.303	222	13.262	2:23.447	222	14.861	2:22.555
77	8.123	2:37.033	222	9.906	2:23.153	178	11.880	2:24.159	3	13.879	2:23.050	3	16.122	2:23.199
222	8.230	2:37.140	3	10.588	2:23.981	3	12.061	2:22.635	22	15.075	2:23.726	22	17.177	2:23.058
45	9.335	2:38.245	22	10.868	2:22.993	22	12.581	2:22.875	178	15.483	2:24.835	178	19.855	2:25.328
22	9.352	2:38.262	113	12.443	2:23.594	113	14.492	2:23.211	113	15.746	2:22.486	777	22.005	2:23.266
13	10.179	2:39.089	13	13.093	2:24.391	13	15.536	2:23.605	13	18.081	2:23.777	13	22.166	2:25.041
113	10.326	2:39.236	45	13.909	2:26.051	777	18.240	2:23.634	777	19.695	2:22.687	113	22.603	2:27.813
52	10.489	2:39.399	52	14.091	2:25.079	73	18.818	2:25.658	73	23.081	2:25.495	73	29.107	2:26.982
550	11.224	2:40.134	73	14.322	2:24.449	45	20.216	2:27.469	45	25.525	2:26.541	56	30.997	2:26.045
73	11.350	2:40.260	550	15.575	2:25.828	550	20.364	2:25.951	550	25.680	2:26.548	550	31.414	2:26.690
56	12.147	2:41.057	777	15.768	2:23.314	56	20.768	2:25.443	56	25.908	2:26.372	52	32.449	2:24.290
78	12.628	2:41.538	56	16.487	2:25.817	78	23.456	2:26.134	78	28.458	2:26.234	78	34.474	2:26.972
777	13.931	2:42.841	78	18.484	2:27.333	87	24.659	2:26.468	52	29.115	2:25.489	112	35.331	2:26.196
112	14.095	2:43.005	87	19.353	2:26.566	52	24.858	2:31.929	112	30.091	2:25.372	64	35.835	2:26.024
87	14.264	2:43.174	112	20.100	2:27.482	112	25.951	2:27.013	64	30.767	2:25.299	87	36.037	2:25.698
64	16.416	2:45.326	64	22.125	2:27.186	64	26.700	2:25.737	87	31.295	2:27.868	9	37.971	2:25.529
9	17.180	2:46.090	9	23.238	2:27.535	9	28.380	2:26.304	9	33.398	2:26.250	711	52.596	2:28.831
66	18.127	2:47.037	711	27.256	2:30.214	711	36.444	2:30.350	711	44.721	2:29.509	66	52.938	2:28.253
711	18.519	2:47.429	66	27.841	2:31.191	66	37.591	2:30.912	66	45.641	2:29.282	5	1:26.975	2:40.343
5	22.489	2:51.399	5	38.746	2:37.734	5	48.805	2:31.221	5	1:07.588	2:40.015			

# BRSCC Mazda MX-5 Championship

## RACE 11 - LAP CHART

LAP 6 @ 10:18:32.441			LAP 7 @ 10:20:54.194			LAP 8 @ 10:23:15.103			LAP 9 @ 10:25:35.935		
NO	BEHIND	LAP TIME	NO	BEHIND	LAP TIME	NO	BEHIND	LAP TIME	NO	BEHIND	LAP TIME
33		2:21.222	263		2:21.581	263		2:20.909	263		2:20.832
263	0.172	2:21.192	33	0.410	2:22.163	33	0.852	2:21.351	33	0.252	2:20.232
34	0.419	2:20.182	34	0.671	2:22.005	34	1.135	2:21.373	34	1.934	2:21.631
44	1.118	2:20.527	44	0.830	2:21.465	27	1.712	2:21.148	27	2.349	2:21.469
81	1.406	2:20.474	81	1.079	2:21.426	44	1.849	2:21.928	44	2.533	2:21.516
27	2.341	2:21.020	27	1.473	2:20.885	81	2.072	2:21.902	81	2.663	2:21.423
24	2.609	2:21.037	24	1.673	2:20.817	58	2.631	2:21.057	24	3.110	2:21.093
58	3.294	2:21.333	58	2.483	2:20.942	24	2.849	2:22.085	58	3.948	2:22.149
82	3.486	2:21.355	82	3.163	2:21.430	82	3.280	2:21.026	82	4.160	2:21.712
36	4.765	2:21.359	36	4.000	2:20.988	36	4.558	2:21.467	36	5.164	2:21.438
19	5.737	2:22.330	19	5.622	2:21.638	19	7.040	2:22.327	77	8.906	2:20.438
77	10.633	2:21.209	77	9.610	2:20.730	77	9.300	2:20.599	19	9.418	2:23.210
29	14.150	2:22.562	29	15.563	2:23.166	37	18.700	2:23.239	37	21.066	2:23.198
69	14.490	2:23.438	69	15.717	2:22.980	29	19.440	2:24.786	29	21.735	2:23.127
37	15.916	2:23.240	37	16.370	2:22.207	7	20.472	2:24.534	7	22.190	2:22.550
7	16.099	2:22.934	7	16.847	2:22.501	69	20.802	2:25.994	69	22.685	2:22.715
3	18.331	2:23.431	3	19.736	2:23.158	22	22.050	2:22.928	22	24.105	2:22.887
22	18.571	2:22.616	22	20.031	2:23.213	3	22.200	2:23.373	3	24.351	2:22.983
178	23.031	2:24.398	777	24.099	2:22.672	777	25.900	2:22.710	777	28.474	2:23.406
777	23.180	2:22.397	178	25.964	2:24.686	222	30.031	2:23.219	222	32.508	2:23.309
113	25.257	2:23.876	222	27.721	2:22.330	113	30.544	2:23.564	113	32.910	2:23.198
13	25.429	2:24.485	113	27.889	2:24.385	13	31.150	2:23.328	13	33.689	2:23.371
222	27.144	2:33.505	13	28.731	2:25.055	178	31.771	2:26.716	178	39.350	2:28.411
73	34.286	2:26.401	73	38.266	2:25.733	73	43.683	2:26.326	550	49.903	2:26.102
56	34.894	2:25.119	56	38.782	2:25.641	52	43.880	2:25.749	73	50.245	2:27.394
52	35.129	2:23.902	52	39.040	2:25.664	550	44.633	2:25.980	52	55.101	2:32.053
550	35.753	2:25.561	550	39.562	2:25.562	112	51.156	2:27.138	112	56.768	2:26.444
78	39.107	2:25.855	78	44.700	2:27.346	78	51.674	2:27.883	78	58.294	2:27.452
112	39.271	2:25.162	112	44.927	2:27.409	9	52.385	2:26.503	9	58.903	2:27.350
9	42.433	2:25.684	87	46.629	2:25.077	87	58.201	2:32.481	87	1:03.986	2:26.617
87	43.305	2:28.490	9	46.791	2:26.111	64	1:07.893	2:26.419	64	1:15.238	2:28.177
64	56.568	2:41.955	64	1:02.383	2:27.568	66	1:14.894	2:28.589	66	1:24.067	2:30.005
711	59.693	2:28.319	66	1:07.214	2:29.051	711	1:15.285	2:28.557			
66	59.916	2:28.200	711	1:07.637	2:29.697						
5	1:46.397	2:40.644	5	2:06.179	2:41.535						

# BRSCC Mazda MX-5 Championship

## RACE 11 - LAP ANALYSIS

DIFF = Difference To Personal Best Lap

P1 263 Fraser FRAZ FENWICK				
LAP	LAP TIME	DIFF	MPH	TIME OF DAY
1 -	2:29.086	8.254	71.69	10:06:46.568
2 -	2:21.472	0.640	75.54	10:09:08.040
3 -	2:21.116	0.284	75.73	10:11:29.156
4 -	2:21.277	0.445	75.65	10:13:50.433
5 -	2:20.988 (3)	0.156	75.80	10:16:11.421
6 -	2:21.192	0.360	75.69	10:18:32.613
7 -	2:21.581	0.749	75.49	10:20:54.194
8 -	2:20.909 (2)	0.077	75.85	10:23:15.103
9 -	<b>2:20.832 (1)</b>		<b>75.89</b>	<b>10:25:35.935</b>

P2 33 Jason GREATREX				
LAP	LAP TIME	DIFF	MPH	TIME OF DAY
1 -	2:28.910	8.678	71.77	10:06:46.392
2 -	2:21.477	1.245	75.54	10:09:07.869
3 -	2:21.162 (3)	0.930	75.71	10:11:29.031
4 -	2:21.232	1.000	75.67	10:13:50.263
5 -	2:20.956 (2)	0.724	75.82	10:16:11.219
6 -	2:21.222	0.990	75.68	10:18:32.441
7 -	2:22.163	1.931	75.18	10:20:54.604
8 -	2:21.351	1.119	75.61	10:23:15.955
9 -	<b>2:20.232 (1)</b>		<b>76.21</b>	<b>10:25:36.187</b>

P3 34 Callum GREATREX				
LAP	LAP TIME	DIFF	MPH	TIME OF DAY
1 -	2:30.057	9.875	71.22	10:06:47.539
2 -	2:21.444	1.262	75.56	10:09:08.983
3 -	2:21.005 (2)	0.823	75.79	10:11:29.988
4 -	2:21.434	1.252	75.56	10:13:51.422
5 -	2:21.256 (3)	1.074	75.66	10:16:12.678
6 -	<b>2:20.182 (1)</b>		<b>76.24</b>	<b>10:18:32.860</b>
7 -	2:22.005	1.823	75.26	10:20:54.865
8 -	2:21.373	1.191	75.60	10:23:16.238
9 -	2:21.631	1.449	75.46	10:25:37.869

P4 27 Luke PULLEN				
LAP	LAP TIME	DIFF	MPH	TIME OF DAY
1 -	2:29.458	8.573	71.51	10:06:46.940
2 -	2:21.626	0.741	75.46	10:09:08.566
3 -	2:20.937 (2)	0.052	75.83	10:11:29.503
4 -	2:22.708	1.823	74.89	10:13:52.211
5 -	2:21.551	0.666	75.50	10:16:13.762
6 -	2:21.020 (3)	0.135	75.79	10:18:34.782
7 -	<b>2:20.885 (1)</b>		<b>75.86</b>	<b>10:20:55.667</b>
8 -	2:21.148	0.263	75.72	10:23:16.815
9 -	2:21.469	0.584	75.55	10:25:38.284

P5 24 Oliver GRAHAM				
LAP	LAP TIME	DIFF	MPH	TIME OF DAY
1 -	2:30.789	10.010	70.88	10:06:48.271
2 -	2:21.828	1.049	75.35	10:09:10.099
3 -	<b>2:20.779 (1)</b>		<b>75.92</b>	<b>10:11:30.878</b>
4 -	2:21.931	1.152	75.30	10:13:52.809
5 -	2:21.204	0.425	75.69	10:16:14.013
6 -	2:21.037 (3)	0.258	75.78	10:18:35.050
7 -	2:20.817 (2)	0.038	75.90	10:20:55.867
8 -	2:22.085	1.306	75.22	10:23:17.952
9 -	2:21.093	0.314	75.75	10:25:39.045

DIFF = Difference To Personal Best Lap

P6 58 Mike COMBER				
LAP	LAP TIME	DIFF	MPH	TIME OF DAY
1 -	2:29.944	9.002	71.28	10:06:47.426
2 -	2:21.422	0.480	75.57	10:09:08.848
3 -	2:21.875	0.933	75.33	10:11:30.723
4 -	2:21.914	0.972	75.31	10:13:52.637
5 -	2:21.765	0.823	75.39	10:16:14.402
6 -	2:21.333 (3)	0.391	75.62	10:18:35.735
7 -	<b>2:20.942 (1)</b>		<b>75.83</b>	<b>10:20:56.677</b>
8 -	2:21.057 (2)	0.115	75.77	10:23:17.734
9 -	2:22.149	1.207	75.18	10:25:39.883

P7 82 Michael KNIBBS				
LAP	LAP TIME	DIFF	MPH	TIME OF DAY
1 -	2:33.334	13.091	69.70	10:06:50.816
2 -	2:21.400	1.157	75.58	10:09:12.216
3 -	2:20.731 (2)	0.488	75.94	10:11:32.947
4 -	2:21.382	1.139	75.59	10:13:54.329
5 -	<b>2:20.243 (1)</b>		<b>76.21</b>	<b>10:16:14.572</b>
6 -	2:21.355	1.112	75.61	10:18:35.927
7 -	2:21.430	1.187	75.57	10:20:57.357
8 -	2:21.026 (3)	0.783	75.78	10:23:18.383
9 -	2:21.712	1.469	75.42	10:25:40.095

P8 36 Jack NOLLER				
LAP	LAP TIME	DIFF	MPH	TIME OF DAY
1 -	2:32.940	11.952	69.88	10:06:50.422
2 -	2:21.077 (2)	0.089	75.76	10:09:11.499
3 -	2:21.197	0.209	75.69	10:11:32.696
4 -	2:22.042	1.054	75.24	10:13:54.738
5 -	2:21.109 (3)	0.121	75.74	10:16:15.847
6 -	2:21.359	0.371	75.60	10:18:37.206
7 -	<b>2:20.988 (1)</b>		<b>75.80</b>	<b>10:20:58.194</b>
8 -	2:21.467	0.479	75.55	10:23:19.661
9 -	2:21.438	0.450	75.56	10:25:41.099

P9 44 Tom SMITH				
LAP	LAP TIME	DIFF	MPH	TIME OF DAY
1 -	2:30.615	10.221	70.96	10:06:48.097
2 -	2:21.210	0.816	75.68	10:09:09.307
3 -	<b>2:20.394 (1)</b>		<b>76.12</b>	<b>10:11:29.701</b>
4 -	2:22.416	2.022	75.04	10:13:52.117
5 -	2:20.915 (3)	0.521	75.84	10:16:13.032
6 -	2:20.527 (2)	0.133	76.05	10:18:33.559
7 -	2:21.465	1.071	75.55	10:20:55.024
8 -	2:21.928	1.534	75.30	10:23:16.952
9 -	2:21.516	1.122	75.52	10:25:38.468

P10 81 Sebastian FISHER				
LAP	LAP TIME	DIFF	MPH	TIME OF DAY
1 -	2:30.134	9.660	71.19	10:06:47.616
2 -	2:21.979	1.505	75.27	10:09:09.595
3 -	2:20.931 (2)	0.457	75.83	10:11:30.526
4 -	2:21.497	1.023	75.53	10:13:52.023
5 -	2:21.350 (3)	0.876	75.61	10:16:13.373
6 -	<b>2:20.474 (1)</b>		<b>76.08</b>	<b>10:18:33.847</b>
7 -	2:21.426	0.952	75.57	10:20:55.273
8 -	2:21.902	1.428	75.32	10:23:17.175
9 -	2:21.423	0.949	75.57	10:25:38.598



# BRSCC Mazda MX-5 Championship

## RACE 11 - LAP ANALYSIS

DIFF = Difference To Personal Best Lap

P11 77 Steve FODEN				
LAP	LAP TIME	DIFF	MPH	TIME OF DAY
1 -	2:37.033	16.595	68.06	10:06:54.515
2 -	2:22.400	1.962	75.05	10:09:16.915
3 -	2:22.391	1.953	75.06	10:11:39.306
4 -	2:21.841	1.403	75.35	10:14:01.147
5 -	2:20.718 (3)	0.280	75.95	10:16:21.865
6 -	2:21.209	0.771	75.68	10:18:43.074
7 -	2:20.730	0.292	75.94	10:21:03.804
8 -	2:20.599 (2)	0.161	76.01	10:23:24.403
9 -	<b>2:20.438 (1)</b>		<b>76.10</b>	<b>10:25:44.841</b>

P12 19 Adam SPARROW				
LAP	LAP TIME	DIFF	MPH	TIME OF DAY
1 -	2:32.015	11.257	70.30	10:06:49.497
2 -	2:21.601 (2)	0.843	75.48	10:09:11.098
3 -	2:21.819	1.061	75.36	10:11:32.917
4 -	2:22.173	1.415	75.17	10:13:55.090
5 -	<b>2:20.758 (1)</b>		<b>75.93</b>	<b>10:16:15.848</b>
6 -	2:22.330	1.572	75.09	10:18:38.178
7 -	2:21.638 (3)	0.880	75.46	10:20:59.816
8 -	2:22.327	1.569	75.09	10:23:22.143
9 -	2:23.210	2.452	74.63	10:25:45.353

P13 37 Tim DORE				
LAP	LAP TIME	DIFF	MPH	TIME OF DAY
1 -	2:34.283	12.076	69.27	10:06:51.765
2 -	2:23.019 (3)	0.812	74.73	10:09:14.784
3 -	2:24.359	2.152	74.03	10:11:39.143
4 -	2:23.311	1.104	74.57	10:14:02.454
5 -	2:22.663 (2)	0.456	74.91	10:16:25.117
6 -	2:23.240	1.033	74.61	10:18:48.357
7 -	<b>2:22.207 (1)</b>		<b>75.15</b>	<b>10:21:10.564</b>
8 -	2:23.239	1.032	74.61	10:23:33.803
9 -	2:23.198	0.991	74.63	10:25:57.001

P14 29 Adam CRAIG				
LAP	LAP TIME	DIFF	MPH	TIME OF DAY
1 -	2:35.286	12.806	68.82	10:06:52.768
2 -	2:22.544 (2)	0.064	74.98	10:09:15.312
3 -	2:23.392	0.912	74.53	10:11:38.704
4 -	<b>2:22.480 (1)</b>		<b>75.01</b>	<b>10:14:01.184</b>
5 -	2:22.845	0.365	74.82	10:16:24.029
6 -	2:22.562 (3)	0.082	74.97	10:18:46.591
7 -	2:23.166	0.686	74.65	10:21:09.757
8 -	2:24.786	2.306	73.81	10:23:34.543
9 -	2:23.127	0.647	74.67	10:25:57.670

P15 7 Oak RICHARDSON				
LAP	LAP TIME	DIFF	MPH	TIME OF DAY
1 -	2:34.511	12.153	69.17	10:06:51.993
2 -	<b>2:22.358 (1)</b>		<b>75.07</b>	<b>10:09:14.351</b>
3 -	2:25.327	2.969	73.54	10:11:39.678
4 -	2:23.472	1.114	74.49	10:14:03.150
5 -	2:22.456 (2)	0.098	75.02	10:16:25.606
6 -	2:22.934	0.576	74.77	10:18:48.540
7 -	2:22.501 (3)	0.143	75.00	10:21:11.041
8 -	2:24.534	2.176	73.94	10:23:35.575
9 -	2:22.550	0.192	74.97	10:25:58.125

DIFF = Difference To Personal Best Lap

P16 69 Brad JONES				
LAP	LAP TIME	DIFF	MPH	TIME OF DAY
1 -	2:33.299	10.795	69.72	10:06:50.781
2 -	2:23.335	0.831	74.56	10:09:14.116
3 -	2:23.674	1.170	74.39	10:11:37.790
4 -	<b>2:22.504 (1)</b>		<b>75.00</b>	<b>10:14:00.294</b>
5 -	2:23.199	0.695	74.63	10:16:23.493
6 -	2:23.438	0.934	74.51	10:18:46.931
7 -	2:22.980 (3)	0.476	74.75	10:21:09.911
8 -	2:25.994	3.490	73.20	10:23:35.905
9 -	2:22.715 (2)	0.211	74.89	10:25:58.620

P17 22 Owen MILLS				
LAP	LAP TIME	DIFF	MPH	TIME OF DAY
1 -	2:38.262	15.646	67.53	10:06:55.744
2 -	2:22.993	0.377	74.74	10:09:18.737
3 -	2:22.875 (2)	0.259	74.80	10:11:41.612
4 -	2:23.726	1.110	74.36	10:14:05.338
5 -	2:23.058	0.442	74.71	10:16:28.396
6 -	<b>2:22.616 (1)</b>		<b>74.94</b>	<b>10:18:51.012</b>
7 -	2:23.213	0.597	74.63	10:21:14.225
8 -	2:22.928	0.312	74.77	10:23:37.153
9 -	2:22.887 (3)	0.271	74.80	10:26:00.040

P18 3 Richard WOOTTEN				
LAP	LAP TIME	DIFF	MPH	TIME OF DAY
1 -	2:36.994	14.359	68.07	10:06:54.476
2 -	2:23.981	1.346	74.23	10:09:18.457
3 -	<b>2:22.635 (1)</b>		<b>74.93</b>	<b>10:11:41.092</b>
4 -	2:23.050 (3)	0.415	74.71	10:14:04.142
5 -	2:23.199	0.564	74.63	10:16:27.341
6 -	2:23.431	0.796	74.51	10:18:50.772
7 -	2:23.158	0.523	74.65	10:21:13.930
8 -	2:23.373	0.738	74.54	10:23:37.303
9 -	2:22.983 (2)	0.348	74.75	10:26:00.286

P19 777 Courtney MILNES				
LAP	LAP TIME	DIFF	MPH	TIME OF DAY
1 -	2:42.841	20.444	65.63	10:07:00.323
2 -	2:23.314	0.917	74.57	10:09:23.637
3 -	2:23.634	1.237	74.41	10:11:47.271
4 -	2:22.687 (3)	0.290	74.90	10:14:09.958
5 -	2:23.266	0.869	74.60	10:16:33.224
6 -	<b>2:22.397 (1)</b>		<b>75.05</b>	<b>10:18:55.621</b>
7 -	2:22.672 (2)	0.275	74.91	10:21:18.293
8 -	2:22.710	0.313	74.89	10:23:41.003
9 -	2:23.406	1.009	74.53	10:26:04.409

P20 222 Michael GREEN				
LAP	LAP TIME	DIFF	MPH	TIME OF DAY
1 -	2:37.140	14.837	68.01	10:06:54.622
2 -	2:23.153	0.850	74.66	10:09:17.775
3 -	<b>2:22.303 (1)</b>		<b>75.10</b>	<b>10:11:40.078</b>
4 -	2:23.447	1.144	74.50	10:14:03.525
5 -	2:22.555 (3)	0.252	74.97	10:16:26.080
6 -	2:33.505	11.202	69.62	10:18:59.585
7 -	2:22.330 (2)	0.027	75.09	10:21:21.915
8 -	2:23.219	0.916	74.62	10:23:45.134
9 -	2:23.309	1.006	74.58	10:26:08.443

# BRSCC Mazda MX-5 Championship

## RACE 11 - LAP ANALYSIS

DIFF = Difference To Personal Best Lap

P21 113 Levi AISBETT				
LAP	LAP TIME	DIFF	MPH	TIME OF DAY
1 -	2:39.236	16.750	67.12	10:06:56.718
2 -	2:23.594	1.108	74.43	10:09:20.312
3 -	2:23.211 (3)	0.725	74.63	10:11:43.523
4 -	<b>2:22.486 (1)</b>		<b>75.01</b>	<b>10:14:06.009</b>
5 -	2:27.813	5.327	72.30	10:16:33.822
6 -	2:23.876	1.390	74.28	10:18:57.698
7 -	2:24.385	1.899	74.02	10:21:22.083
8 -	2:23.564	1.078	74.44	10:23:45.647
9 -	2:23.198 (2)	0.712	74.63	10:26:08.845

P22 13 Scott LEACH				
LAP	LAP TIME	DIFF	MPH	TIME OF DAY
1 -	2:39.089	15.761	67.18	10:06:56.571
2 -	2:24.391	1.063	74.02	10:09:20.962
3 -	2:23.605 (3)	0.277	74.42	10:11:44.567
4 -	2:23.777	0.449	74.33	10:14:08.344
5 -	2:25.041	1.713	73.69	10:16:33.385
6 -	2:24.485	1.157	73.97	10:18:57.870
7 -	2:25.055	1.727	73.68	10:21:22.925
8 -	<b>2:23.328 (1)</b>		<b>74.57</b>	<b>10:23:46.253</b>
9 -	2:23.371 (2)	0.043	74.54	10:26:09.624

P23 178 Kevin DENGATE				
LAP	LAP TIME	DIFF	MPH	TIME OF DAY
1 -	2:35.994	12.718	68.51	10:06:53.476
2 -	<b>2:23.276 (1)</b>		<b>74.59</b>	<b>10:09:16.752</b>
3 -	2:24.159 (2)	0.883	74.14	10:11:40.911
4 -	2:24.835	1.559	73.79	10:14:05.746
5 -	2:25.328	2.052	73.54	10:16:31.074
6 -	2:24.398 (3)	1.122	74.01	10:18:55.472
7 -	2:24.686	1.410	73.87	10:21:20.158
8 -	2:26.716	3.440	72.84	10:23:46.874
9 -	2:28.411	5.135	72.01	10:26:15.285

P24 550 Tom MALLET				
LAP	LAP TIME	DIFF	MPH	TIME OF DAY
1 -	2:40.134	14.573	66.74	10:06:57.616
2 -	2:25.828 (3)	0.267	73.29	10:09:23.444
3 -	2:25.951	0.390	73.23	10:11:49.395
4 -	2:26.548	0.987	72.93	10:14:15.943
5 -	2:26.690	1.129	72.86	10:16:42.633
6 -	<b>2:25.561 (1)</b>		<b>73.42</b>	<b>10:19:08.194</b>
7 -	2:25.562 (2)	0.001	73.42	10:21:33.756
8 -	2:25.980	0.419	73.21	10:23:59.736
9 -	2:26.102	0.541	73.15	10:26:25.838

P25 73 Beau PARRY				
LAP	LAP TIME	DIFF	MPH	TIME OF DAY
1 -	2:40.260	15.811	66.69	10:06:57.742
2 -	<b>2:24.449 (1)</b>		<b>73.99</b>	<b>10:09:22.191</b>
3 -	2:25.658 (3)	1.209	73.37	10:11:47.849
4 -	2:25.495 (2)	1.046	73.46	10:14:13.344
5 -	2:26.982	2.533	72.71	10:16:40.326
6 -	2:26.401	1.952	73.00	10:19:06.727
7 -	2:25.733	1.284	73.34	10:21:32.460
8 -	2:26.326	1.877	73.04	10:23:58.786
9 -	2:27.394	2.945	72.51	10:26:26.180

DIFF = Difference To Personal Best Lap

P26 52 Martyn COMPTON				
LAP	LAP TIME	DIFF	MPH	TIME OF DAY
1 -	2:39.399	15.497	67.05	10:06:56.881
2 -	2:25.079 (3)	1.177	73.67	10:09:21.960
3 -	2:31.929	8.027	70.34	10:11:53.889
4 -	2:25.489	1.587	73.46	10:14:19.378
5 -	2:24.290 (2)	0.388	74.07	10:16:43.668
6 -	<b>2:23.902 (1)</b>		<b>74.27</b>	<b>10:19:07.570</b>
7 -	2:25.664	1.762	73.37	10:21:33.234
8 -	2:25.749	1.847	73.33	10:23:58.983
9 -	2:32.053	8.151	70.29	10:26:31.036

P27 112 Ben MANCHETT				
LAP	LAP TIME	DIFF	MPH	TIME OF DAY
1 -	2:43.005	17.843	65.56	10:07:00.487
2 -	2:27.482	2.320	72.47	10:09:27.969
3 -	2:27.013	1.851	72.70	10:11:54.982
4 -	2:25.372 (2)	0.210	73.52	10:14:20.354
5 -	2:26.196 (3)	1.034	73.10	10:16:46.550
6 -	<b>2:25.162 (1)</b>		<b>73.62</b>	<b>10:19:11.712</b>
7 -	2:27.409	2.247	72.50	10:21:39.121
8 -	2:27.138	1.976	72.63	10:24:06.259
9 -	2:26.444	1.282	72.98	10:26:32.703

P28 78 Richard BARTLETT				
LAP	LAP TIME	DIFF	MPH	TIME OF DAY
1 -	2:41.538	15.683	66.16	10:06:59.020
2 -	2:27.333	1.478	72.54	10:09:26.353
3 -	2:26.134 (2)	0.279	73.13	10:11:52.487
4 -	2:26.234 (3)	0.379	73.08	10:14:18.721
5 -	2:26.972	1.117	72.72	10:16:45.693
6 -	<b>2:25.855 (1)</b>		<b>73.27</b>	<b>10:19:11.548</b>
7 -	2:27.346	1.491	72.53	10:21:38.894
8 -	2:27.883	2.028	72.27	10:24:06.777
9 -	2:27.452	1.597	72.48	10:26:34.229

P29 9 Kristopher ABBOTT				
LAP	LAP TIME	DIFF	MPH	TIME OF DAY
1 -	2:46.090	20.561	64.35	10:07:03.572
2 -	2:27.535	2.006	72.44	10:09:31.107
3 -	2:26.304	0.775	73.05	10:11:57.411
4 -	2:26.250	0.721	73.08	10:14:23.661
5 -	<b>2:25.529 (1)</b>		<b>73.44</b>	<b>10:16:49.190</b>
6 -	2:25.684 (2)	0.155	73.36	10:19:14.874
7 -	2:26.111 (3)	0.582	73.15	10:21:40.985
8 -	2:26.503	0.974	72.95	10:24:07.488
9 -	2:27.350	1.821	72.53	10:26:34.838

P30 87 Oli WALDEN				
LAP	LAP TIME	DIFF	MPH	TIME OF DAY
1 -	2:43.174	18.097	65.50	10:07:00.656
2 -	2:26.566	1.489	72.92	10:09:27.222
3 -	2:26.468 (3)	1.391	72.97	10:11:53.690
4 -	2:27.868	2.791	72.28	10:14:21.558
5 -	2:25.698 (2)	0.621	73.35	10:16:47.256
6 -	2:28.490	3.413	71.97	10:19:15.746
7 -	<b>2:25.077 (1)</b>		<b>73.67</b>	<b>10:21:40.823</b>
8 -	2:32.481	7.404	70.09	10:24:13.304
9 -	2:26.617	1.540	72.89	10:26:39.921

# BRSCC Mazda MX-5 Championship

## RACE 11 - LAP ANALYSIS

DIFF = Difference To Personal Best Lap

<b>P31 64 Daryl RADWELL</b>				
LAP	LAP TIME	DIFF	MPH	TIME OF DAY
1 -	2:45.326	20.027	64.64	10:07:02.808
2 -	2:27.186	1.887	72.61	10:09:29.994
3 -	2:25.737 (2)	0.438	73.33	10:11:55.731
4 -	<b>2:25.299 (1)</b>		<b>73.55</b>	<b>10:14:21.030</b>
5 -	2:26.024 (3)	0.725	73.19	10:16:47.054
6 -	2:41.955	16.656	65.99	10:19:29.009
7 -	2:27.568	2.269	72.42	10:21:56.577
8 -	2:26.419	1.120	72.99	10:24:22.996
9 -	2:28.177	2.878	72.13	10:26:51.173

<b>P32 66 Ossie MCLEAN</b>				
LAP	LAP TIME	DIFF	MPH	TIME OF DAY
1 -	2:47.037	18.837	63.98	10:07:04.519
2 -	2:31.191	2.991	70.69	10:09:35.710
3 -	2:30.912	2.712	70.82	10:12:06.622
4 -	2:29.282	1.082	71.59	10:14:35.904
5 -	2:28.253 (2)	0.053	72.09	10:17:04.157
6 -	<b>2:28.200 (1)</b>		<b>72.11</b>	<b>10:19:32.357</b>
7 -	2:29.051	0.851	71.70	10:22:01.408
8 -	2:28.589 (3)	0.389	71.93	10:24:29.997
9 -	2:30.005	1.805	71.25	10:27:00.002

<b>P33 711 Keith DALTON</b>				
LAP	LAP TIME	DIFF	MPH	TIME OF DAY
1 -	2:47.429	19.110	63.83	10:07:04.911
2 -	2:30.214	1.895	71.15	10:09:35.125
3 -	2:30.350	2.031	71.08	10:12:05.475
4 -	2:29.509	1.190	71.48	10:14:34.984
5 -	2:28.831 (3)	0.512	71.81	10:17:03.815
6 -	<b>2:28.319 (1)</b>		<b>72.06</b>	<b>10:19:32.134</b>
7 -	2:29.697	1.378	71.39	10:22:01.831
8 -	2:28.557 (2)	0.238	71.94	10:24:30.388

<b>P34 56 Bryn GRIFFITHS</b>				
LAP	LAP TIME	DIFF	MPH	TIME OF DAY
1 -	2:41.057	15.938	66.36	10:06:58.539
2 -	2:25.817	0.698	73.29	10:09:24.356
3 -	2:25.443 (2)	0.324	73.48	10:11:49.799
4 -	2:26.372	1.253	73.01	10:14:16.171
5 -	2:26.045	0.926	73.18	10:16:42.216
6 -	<b>2:25.119 (1)</b>		<b>73.65</b>	<b>10:19:07.335</b>
7 -	2:25.641 (3)	0.522	73.38	10:21:32.976

<b>P35 5 Aidan EDGAR</b>				
LAP	LAP TIME	DIFF	MPH	TIME OF DAY
1 -	2:51.399	20.178	62.35	10:07:08.881
2 -	2:37.734 (2)	6.513	67.76	10:09:46.615
3 -	<b>2:31.221 (1)</b>		<b>70.67</b>	<b>10:12:17.836</b>
4 -	2:40.015 (3)	8.794	66.79	10:14:57.851
5 -	2:40.343	9.122	66.65	10:17:38.194
6 -	2:40.644	9.423	66.53	10:20:18.838
7 -	2:41.535	10.314	66.16	10:23:00.373

<b>P36 45 Graham RUMSEY</b>				
LAP	LAP TIME	DIFF	MPH	TIME OF DAY
1 -	2:38.245	12.194	67.54	10:06:55.727
2 -	<b>2:26.051 (1)</b>		<b>73.18</b>	<b>10:09:21.778</b>
3 -	2:27.469 (3)	1.418	72.47	10:11:49.247

DIFF = Difference To Personal Best Lap

4 - 2:26.541 (2) 0.490 72.93 10:14:15.788

# BRSCC Mazda MX-5 Championship

## RACE 11 - STATISTICS

<b>Competitors Started</b>	36
<b>Planned Start</b>	2022-04-17 @ 10:05:00.000
<b>Actual Start</b>	2022-04-17 @ 10:04:17.481
<b>Finish Time</b>	2022-04-17 @ 10:25:32.914
<b>Track Length</b>	2.9689mi.
<b>Total Laps</b>	314
<b>Total Distance Covered</b>	932.2382mi.

### Session Fastest Lap History

NO	CL	NAME	LAP TIME	TIME OF DAY	LAP	VEHICLE
33	M	Jason GREATREX	<b>2:28.910</b>	10:06:46.402	1	Mazda MX5 Mk1
33	M	Jason GREATREX	<b>2:21.477</b>	10:09:07.880	2	Mazda MX5 Mk1
263		Fraser FRAZ FENWICK	<b>2:21.472</b>	10:09:07.967	2	Mazda MX5 Mk1
58		Mike COMBER	<b>2:21.422</b>	10:09:08.855	2	Mazda MX5 Mk1
44		Tom SMITH	<b>2:21.210</b>	10:09:09.309	2	Mazda MX5 Mk1
36		Jack NOLLER	<b>2:21.077</b>	10:09:11.503	2	Mazda MX5 Mk1
27		Luke PULLEN	<b>2:20.937</b>	10:11:29.513	3	Mazda MX5 Mk1
44		Tom SMITH	<b>2:20.394</b>	10:11:29.702	3	Mazda MX5 Mk1
82		Michael KNIBBS	<b>2:20.243</b>	10:16:14.496	5	Mazda MX5 Mk1
34		Callum GREATREX	<b>2:20.182</b>	10:18:32.866	6	Mazda MX5 Mk1

### Session Leader History

NO	CL	NAME	FROM LAP	LAPS LED	DISTANCE	VEHICLE
33	M	Jason GREATREX	1	6	17.81 miles	Mazda MX5 Mk1
263		Fraser FRAZ FENWICK	7	3	8.90 miles	Mazda MX5 Mk1

### Flag History

TYPE	TIME OF DAY
GREEN	10:04:17.481
FINISH	10:25:32.914

### Flag Statistics

TYPE	COUNT	TOTAL LAPS	TOTAL TIME
Green	1	9	23:28.751
Red	0	0	0.000
Safety Car	0	0	0.000
FCY	0	0	0.000

# BRSCC Mazda MX-5 Championship

## RACE 11 - STATISTICS

CLASS :

28 Starters

### Fastest Lap History

NO	NAME	LAP TIME	TIME OF DAY	LAP	VEHICLE
263	Fraser FRAZ FENWICK	<b>2:29.086</b>	10:06:46.494	1	Mazda MX5 Mk1
263	Fraser FRAZ FENWICK	<b>2:21.472</b>	10:09:07.967	2	Mazda MX5 Mk1
58	Mike COMBER	<b>2:21.422</b>	10:09:08.855	2	Mazda MX5 Mk1
44	Tom SMITH	<b>2:21.210</b>	10:09:09.309	2	Mazda MX5 Mk1
36	Jack NOLLER	<b>2:21.077</b>	10:09:11.503	2	Mazda MX5 Mk1
27	Luke PULLEN	<b>2:20.937</b>	10:11:29.513	3	Mazda MX5 Mk1
44	Tom SMITH	<b>2:20.394</b>	10:11:29.702	3	Mazda MX5 Mk1
82	Michael KNIBBS	<b>2:20.243</b>	10:16:14.496	5	Mazda MX5 Mk1
34	Callum GREATREX	<b>2:20.182</b>	10:18:32.866	6	Mazda MX5 Mk1

### Leader History

NO	NAME	FROM LAP	LAPS LED	DISTANCE	VEHICLE
263	Fraser FRAZ FENWICK	1	9	26.72 miles	Mazda MX5 Mk1

# BRSCC Mazda MX-5 Championship

## RACE 11 - STATISTICS

CLASS : M

8 Starters

### Fastest Lap History

NO	NAME	LAP TIME	TIME OF DAY	LAP	VEHICLE
33	Jason GREATREX	<b>2:28.910</b>	10:06:46.402	1	Mazda MX5 Mk1
33	Jason GREATREX	<b>2:21.477</b>	10:09:07.880	2	Mazda MX5 Mk1
33	Jason GREATREX	<b>2:21.162</b>	10:11:29.042	3	Mazda MX5 Mk1
33	Jason GREATREX	<b>2:20.956</b>	10:16:11.228	5	Mazda MX5 Mk1
33	Jason GREATREX	<b>2:20.232</b>	10:25:36.198	9	Mazda MX5 Mk1


### Leader History

NO	NAME	FROM LAP	LAPS LED	DISTANCE	VEHICLE
33	Jason GREATREX	1	9	26.72 miles	Mazda MX5 Mk1

**BRSCC Mazda MX-5 Championship**  
**RACE 15 - GRID (20 minutes)**

ROW 18	35	<b>5</b> Aidan EDGAR	36	<b>45</b> Graham RUMSEY
ROW 17	33	<b>711</b> Keith DALTON	34	<b>56</b> Bryn GRIFFITHS
ROW 16	31	<b>64</b> Daryl RADWELL	32	<b>66</b> Ossie MCLEAN
ROW 15	29	<b>9</b> Kristopher ABBOTT	30	<b>87</b> Oli WALDEN
ROW 14	27	<b>112</b> Ben MANCHETT	28	<b>78</b> Richard BARTLETT
ROW 13	25	<b>73</b> Beau PARRY	26	<b>52</b> Martyn COMPTON
ROW 12	23	<b>178</b> Kevin DENGATE	24	<b>550</b> Tom MALLETT
ROW 11	21	<b>113</b> Levi AISBETT	22	<b>13</b> Scott LEACH
ROW 10	19	<b>777</b> Courtney MILNES	20	<b>222</b> Michael GREEN
ROW 9	17	<b>22</b> Owen MILLS	18	<b>3</b> Richard WOOTTEN
ROW 8	15	<b>7</b> Oak RICHARDSON	16	<b>69</b> Brad JONES
ROW 7	13	<b>37</b> Tim DORE	14	<b>29</b> Adam CRAIG
ROW 6	11	<b>77</b> Steve FODEN	12	<b>19</b> Adam SPARROW
ROW 5	9	<b>44</b> Tom SMITH	10	<b>81</b> Sebastian FISHER
ROW 4	7	<b>82</b> Michael KNIBBS	8	<b>36</b> Jack NOLLER
ROW 3	5	<b>24</b> Oliver GRAHAM	6	<b>58</b> Mike COMBER
ROW 2	3	<b>34</b> Callum GREATREX	4	<b>27</b> Luke PULLEN
ROW 1	1	<b>263</b> Fraser FRAZ FENWICK	2	<b>33</b> Jason GREATREX

**Pole**



Snetterton 300: 2.9689 miles

These results are provisional until the conclusion of any judicial and technical matters.

Clerk Of Course : Paul Levitt

Stewards :

Timekeeper : Lisa Sneider

**BRSCC Mazda MX-5 Championship**  
**RACE 15 - CLASSIFICATION - AMENDED**

POS	NO	CL	PIC NAME	ENTRY	LAPS	TIME	GAP	DIFF	MPH	BEST	ON
1	263		1 Fraser FRAZ FENWICK	Mazda MX5 Mk1	9	21:22.411			75.00	2:21.407	6
2	58		2 Mike COMBER	Mazda MX5 Mk1	9	21:25.363	2.952	2.952	74.83	2:21.435	5
3	27		3 Luke PULLEN	Mazda MX5 Mk1	9	21:25.882	3.471	0.519	74.80	2:21.250	4
4	33	M	1 Jason GREATREX	Mazda MX5 Mk1	9	21:26.125	3.714	0.243	74.79	2:21.383	4
5	82		4 Michael KNIBBS	Mazda MX5 Mk1	9	21:28.923	6.512	2.798	74.63	2:21.036	3
6	81		5 Sebastian FISHER	Mazda MX5 Mk1	9	21:28.958	6.547	0.035	74.62	2:21.213	5
7	77		6 Steve FODEN	Mazda MX5 Mk1	9	21:29.336	6.925	0.378	74.60	2:20.981	5
8	44		7 Tom SMITH	Mazda MX5 Mk1	9	21:29.543	7.132	0.207	74.59	2:20.579	5
9	24		8 Oliver GRAHAM	Mazda MX5 Mk1	9	21:29.967	7.556	0.424	74.56	2:20.870	5
10	34		9 Callum GREATREX	Mazda MX5 Mk1	9	21:30.681	8.270	0.714	74.52	2:20.978	5
11	69		10 Brad JONES	Mazda MX5	9	21:47.414	25.003	16.733	73.57	2:22.686	4
12	22		11 Owen MILLS	Mazda MX5 Mk1	9	21:47.943	25.532	0.529	73.54	2:23.262	5
13	7		12 Oak RICHARDSON	Mazda MX5 Mk1	9	21:48.503	26.092	0.560	73.51	2:22.834	7
14	29		13 Adam CRAIG	Mazda MX5 Mk1	9	21:48.517	26.106	0.014	73.51	2:23.169	3
15	19		14 Adam SPARROW	Mazda MX5 Mk1	9	21:50.121	27.710	1.604	73.42	2:22.931	7
16	777		15 Courtney MILNES	Mazda MX5 Mk1	9	21:52.638	30.227	2.517	73.28	2:22.236	8
17	36*		16 Jack NOLLER	Mazda MX5 Mk1	9	21:54.617	32.206	1.979	73.17	2:22.078	8
18	113		17 Levi AISBETT	Mazda MX5 Mk1	9	21:55.707	33.296	1.090	73.11	2:23.256	5
19	13	M	2 Scott LEACH	Mazda MX5 Mk1	9	21:59.064	36.653	3.357	72.92	2:23.952	2
20	73		18 Beau PARRY	Mazda MX5 Mk1	9	22:06.451	44.040	7.387	72.51	2:24.787	8
21	550		19 Tom MALLETT	Mazda MX5 Mk1	9	22:08.983	46.572	2.532	72.38	2:25.324	8
22	52		20 Martyn COMPTON	Mazda MX5 Mk1	9	22:12.552	50.141	3.569	72.18	2:24.753	8
23	56	M	3 Bryn GRIFFITHS	Mazda MX5 Mk1	9	22:13.488	51.077	0.936	72.13	2:25.603	3
24	178	M	4 Kevin DENGATE	Mazda MX5 Mk1	9	22:17.823	55.412	4.335	71.90	2:23.780	2
25	112		21 Ben MANCHETT	Mazda MX5 Mk1	9	22:21.909	59.498	4.086	71.68	2:25.683	3
26	64		22 Daryl RADWELL	Mazda MX5 Mk1	9	22:23.113	1:00.702	1.204	71.61	2:26.362	9
27	9		23 Kristopher ABBOTT	Mazda MX5 Mk1	9	22:23.966	1:01.555	0.853	71.57	2:26.666	7
28	78	M	5 Richard BARTLETT	Mazda MX5 Mk1	9	22:39.912	1:17.501	15.946	70.73	2:26.514	4
29	711		24 Keith DALTON	Mazda MX5 Mk1	9	22:41.279	1:18.868	1.367	70.66	2:28.076	7
30	87		25 Oli WALDEN	Mazda MX5 Mk1	9	22:44.832	1:22.421	3.553	70.47	2:25.725	7
31	66	M	6 Ossie MCLEAN	Mazda MX5 Mk1	9	23:21.816	1:59.405	36.984	68.62	2:31.564	2

NOT CLASSIFIED

DNF	3		Richard WOOTTEN	Mazda MX5 Mk1	8	21:48.270	1 Lap	1 Lap	65.35	2:23.885	2
DNF	222		Michael GREEN	Mazda MX5 Mk1	4	9:44.052	5 Laps	4 Laps	73.19	2:22.821	3
DNF	5		Aidan EDGAR	Mazda MX5 Mk1	2	6:17.191	7 Laps	2 Laps	56.67		
DQ	37*	M	Tim DORE	Mazda MX5 Mk1							

FASTEST LAP

44			Tom SMITH	Mazda MX5 Mk1	5	2:20.579		76.02 mph		122.35 kph	
33	M		Jason GREATREX	Mazda MX5 Mk1	4	2:21.383		75.59 mph		121.66 kph	

Car 777 - STILL NO working transponder

Car 36 - 10 second penalty applied for causing a collision ref Reg Q12.21.4

Car 37 - Disqualified for causing a collision ref ReG Q12.21.4

Race Distance: 9 Laps / 26.72 miles

Snetterton 300: 2.9689 miles

Date: 17/04/2022 Start: 12:18 Finish: 12:39

Weather / Track : Cloudy / Dry

These results are provisional until the conclusion of any judicial and technical matters.

Clerk Of Course : Paul Levitt

Stewards :

Timekeeper : Lisa Sneider



# BRSCC Mazda MX-5 Championship

## RACE 15 - LAP CHART

LAP 1 @ 12:21:06.344			LAP 2 @ 12:23:28.186			LAP 3 @ 12:25:49.675			LAP 4 @ 12:28:11.231			LAP 5 @ 12:30:32.871		
NO	BEHIND	LAP TIME	NO	BEHIND	LAP TIME	NO	BEHIND	LAP TIME	NO	BEHIND	LAP TIME	NO	BEHIND	LAP TIME
<b>263</b>		2:29.361	<b>263</b>		2:21.842	<b>263</b>		2:21.489	<b>263</b>		2:21.556	<b>263</b>		2:21.640
<b>27</b>	1.321	2:30.682	<b>27</b>	0.865	2:21.386	<b>27</b>	0.663	2:21.287	<b>27</b>	0.357	2:21.250	<b>27</b>	0.633	2:21.916
<b>33</b>	2.011	2:31.372	<b>58</b>	1.874	2:21.551	<b>58</b>	2.251	2:21.866	<b>58</b>	2.131	2:21.436	<b>58</b>	1.926	2:21.435
<b>58</b>	2.165	2:31.526	<b>33</b>	2.117	2:21.948	<b>33</b>	2.634	2:22.006	<b>33</b>	2.461	2:21.383	<b>33</b>	2.287	2:21.466
<b>82</b>	2.257	2:31.618	<b>44</b>	2.299	2:21.875	<b>44</b>	2.826	2:22.016	<b>82</b>	2.818	2:21.372	<b>82</b>	2.505	2:21.327
<b>44</b>	2.266	2:31.627	<b>82</b>	3.455	2:23.040	<b>82</b>	3.002	2:21.036	<b>44</b>	3.739	2:22.469	<b>44</b>	2.678	2:20.579
<b>34</b>	2.400	2:31.761	<b>24</b>	3.604	2:22.842	<b>24</b>	3.605	2:21.490	<b>24</b>	3.925	2:21.876	<b>24</b>	3.155	2:20.870
<b>24</b>	2.604	2:31.965	<b>34</b>	3.961	2:23.403	<b>34</b>	4.220	2:21.748	<b>34</b>	4.108	2:21.444	<b>34</b>	3.446	2:20.978
<b>77</b>	2.986	2:32.347	<b>77</b>	4.156	2:23.012	<b>77</b>	4.428	2:21.761	<b>77</b>	4.262	2:21.390	<b>77</b>	3.603	2:20.981
<b>36</b>	3.607	2:32.968	<b>81</b>	5.599	2:23.522	<b>81</b>	5.656	2:21.546	<b>81</b>	5.428	2:21.328	<b>81</b>	5.001	2:21.213
<b>81</b>	3.919	2:33.280	<b>36</b>	6.750	2:24.985	<b>36</b>	7.875	2:22.614	<b>36</b>	9.676	2:23.357	<b>69</b>	12.897	2:24.057
<b>37</b>	4.607	2:33.968	<b>222</b>	6.924	2:23.830	<b>222</b>	8.256	2:22.821	<b>222</b>	9.804	2:23.104	<b>777</b>	13.601	2:23.550
<b>222</b>	4.936	2:34.297	<b>37</b>	7.087	2:24.322	<b>37</b>	8.630	2:23.032	<b>37</b>	9.989	2:22.915	<b>36</b>	13.748	2:25.712
<b>69</b>	5.215	2:34.576	<b>69</b>	7.321	2:23.948	<b>69</b>	9.350	2:23.518	<b>69</b>	10.480	2:22.686	<b>29</b>	14.002	2:24.192
<b>29</b>	5.359	2:34.720	<b>7</b>	7.800	2:24.001	<b>7</b>	9.578	2:23.267	<b>29</b>	11.450	2:23.237	<b>22</b>	14.432	2:23.262
<b>7</b>	5.641	2:35.002	<b>19</b>	7.926	2:23.788	<b>29</b>	9.769	2:23.169	<b>777</b>	11.691	2:22.864	<b>19</b>	14.609	2:23.659
<b>19</b>	5.980	2:35.341	<b>29</b>	8.089	2:24.572	<b>19</b>	10.378	2:23.941	<b>19</b>	12.590	2:23.768	<b>7</b>	15.288	2:23.497
<b>777</b>	6.665	2:36.026	<b>777</b>	8.291	2:23.468	<b>777</b>	10.383	2:23.581	<b>22</b>	12.810	2:23.289	<b>3</b>	20.035	2:25.482
<b>22</b>	6.827	2:36.188	<b>22</b>	8.909	2:23.924	<b>22</b>	11.077	2:23.657	<b>7</b>	13.431	2:25.409	<b>178</b>	20.997	2:25.664
<b>178</b>	7.203	2:36.564	<b>178</b>	9.141	2:23.780	<b>178</b>	12.463	2:24.811	<b>3</b>	16.193	2:24.947	<b>13</b>	21.362	2:25.799
<b>3</b>	7.823	2:37.184	<b>3</b>	9.866	2:23.885	<b>3</b>	12.802	2:24.425	<b>178</b>	16.973	2:26.066	<b>113</b>	21.658	2:23.256
<b>13</b>	8.349	2:37.710	<b>13</b>	10.459	2:23.952	<b>13</b>	13.308	2:24.338	<b>13</b>	17.203	2:25.451	<b>73</b>	27.292	2:26.251
<b>550</b>	8.861	2:38.222	<b>73</b>	14.172	2:27.001	<b>113</b>	17.837	2:24.550	<b>113</b>	20.042	2:23.761	<b>550</b>	28.165	2:25.865
<b>73</b>	9.013	2:38.374	<b>113</b>	14.776	2:26.437	<b>73</b>	18.311	2:25.628	<b>73</b>	22.681	2:25.926	<b>56</b>	33.253	2:28.204
<b>78</b>	9.986	2:39.347	<b>550</b>	14.998	2:27.979	<b>550</b>	19.787	2:26.278	<b>550</b>	23.940	2:25.709	<b>78</b>	34.191	2:29.322
<b>113</b>	10.181	2:39.542	<b>78</b>	15.880	2:27.736	<b>78</b>	21.551	2:27.160	<b>78</b>	26.509	2:26.514	<b>52</b>	34.881	2:26.592
<b>56</b>	11.879	2:41.240	<b>56</b>	17.692	2:27.655	<b>56</b>	21.806	2:25.603	<b>56</b>	26.689	2:26.439	<b>112</b>	35.498	2:30.180
<b>112</b>	12.456	2:41.817	<b>112</b>	18.249	2:27.635	<b>112</b>	22.443	2:25.683	<b>112</b>	26.958	2:26.071	<b>9</b>	37.374	2:27.548
<b>64</b>	14.847	2:44.208	<b>64</b>	19.718	2:26.713	<b>64</b>	24.770	2:26.541	<b>52</b>	29.929	2:25.702	<b>64</b>	38.152	2:29.276
<b>9</b>	15.305	2:44.666	<b>9</b>	20.610	2:27.147	<b>52</b>	25.783	2:25.022	<b>64</b>	30.516	2:27.302	<b>711</b>	49.841	2:29.854
<b>711</b>	16.172	2:45.533	<b>52</b>	22.250	2:26.046	<b>9</b>	25.909	2:26.788	<b>9</b>	31.466	2:27.113	<b>87</b>	53.732	2:28.082
<b>66</b>	17.884	2:47.245	<b>711</b>	25.237	2:30.907	<b>711</b>	33.362	2:29.614	<b>711</b>	41.627	2:29.821	<b>66</b>	1:00.820	2:31.744
<b>52</b>	18.046	2:47.407	<b>66</b>	27.606	2:31.564	<b>66</b>	37.761	2:31.644	<b>87</b>	47.290	2:27.573			
<b>5</b>	25.438	2:54.799	<b>87</b>	32.223	2:28.134	<b>87</b>	41.273	2:30.539	<b>66</b>	50.716	2:34.511			
<b>87</b>	25.931	2:55.292	<b>5</b>	1:25.988	3:22.392 P									

# BRSCC Mazda MX-5 Championship

## RACE 15 - LAP CHART

LAP 6 @ 12:32:54.278			LAP 7 @ 12:35:15.764			LAP 8 @ 12:37:37.317			LAP 9 @ 12:39:59.394		
NO	BEHIND	LAP TIME	NO	BEHIND	LAP TIME	NO	BEHIND	LAP TIME	NO	BEHIND	LAP TIME
<b>263</b>		2:21.407	<b>263</b>		2:21.486	<b>263</b>		2:21.553	<b>263</b>		2:22.077
<b>27</b>	1.054	2:21.828	<b>27</b>	1.921	2:22.353	<b>27</b>	2.323	2:21.955	<b>58</b>	2.952	2:22.398
<b>58</b>	2.613	2:22.094	<b>58</b>	2.601	2:21.474	<b>58</b>	2.631	2:21.583	<b>27</b>	3.471	2:23.225
<b>33</b>	2.842	2:21.962	<b>33</b>	2.976	2:21.620	<b>33</b>	2.844	2:21.421	<b>33</b>	3.714	2:22.947
<b>82</b>	4.541	2:23.443	<b>82</b>	5.230	2:22.175	<b>82</b>	5.403	2:21.726	<b>82</b>	6.512	2:23.186
<b>24</b>	4.717	2:22.969	<b>24</b>	5.403	2:22.172	<b>81</b>	5.591	2:21.306	<b>81</b>	6.547	2:23.033
<b>44</b>	5.059	2:23.788	<b>44</b>	5.657	2:22.084	<b>77</b>	6.801	2:22.062	<b>77</b>	6.925	2:22.201
<b>77</b>	5.329	2:23.133	<b>81</b>	5.838	2:21.690	<b>44</b>	7.157	2:23.053	<b>44</b>	7.132	2:22.052
<b>34</b>	5.502	2:23.463	<b>77</b>	6.292	2:22.449	<b>24</b>	7.404	2:23.554	<b>24</b>	7.556	2:22.229
<b>81</b>	5.634	2:22.040	<b>34</b>	6.885	2:22.869	<b>34</b>	7.745	2:22.413	<b>34</b>	8.270	2:22.602
<b>69</b>	16.730	2:25.240	<b>777</b>	19.391	2:22.867	<b>777</b>	20.074	2:22.236	<b>36</b>	22.206	2:23.744
<b>777</b>	17.010	2:24.816	<b>69</b>	19.799	2:24.555	<b>36</b>	20.539	2:22.078	<b>69</b>	25.003	2:24.695
<b>36</b>	17.970	2:25.629	<b>36</b>	20.014	2:23.530	<b>69</b>	22.385	2:24.139	<b>22</b>	25.532	2:24.805
<b>22</b>	18.368	2:25.343	<b>22</b>	20.469	2:23.587	<b>22</b>	22.804	2:23.888	<b>3</b>	1 Lap	4:41.129 P
<b>29</b>	18.755	2:26.160	<b>29</b>	20.641	2:23.372	<b>29</b>	22.948	2:23.860	<b>7</b>	26.092	2:24.484
<b>7</b>	19.449	2:25.568	<b>7</b>	20.797	2:22.834	<b>7</b>	23.685	2:24.441	<b>29</b>	26.106	2:25.235
<b>19</b>	19.859	2:26.657	<b>19</b>	21.304	2:22.931	<b>19</b>	23.823	2:24.072	<b>19</b>	27.710	2:25.964
<b>3</b>	24.065	2:25.437	<b>3</b>	28.360	2:25.781	<b>113</b>	31.499	2:24.554	<b>777</b>	30.227	2:32.230
<b>113</b>	25.744	2:25.493	<b>113</b>	28.498	2:24.240	<b>13</b>	31.936	2:24.544	<b>113</b>	33.296	2:23.874
<b>13</b>	26.014	2:26.059	<b>13</b>	28.945	2:24.417	<b>178</b>	39.089	2:29.628	<b>13</b>	36.653	2:26.794
<b>178</b>	26.703	2:27.113	<b>178</b>	31.014	2:25.797	<b>73</b>	39.869	2:24.787	<b>73</b>	44.040	2:26.248
<b>73</b>	32.203	2:26.318	<b>73</b>	36.635	2:25.918	<b>550</b>	40.966	2:25.324	<b>550</b>	46.572	2:27.683
<b>550</b>	32.692	2:25.934	<b>550</b>	37.195	2:25.989	<b>52</b>	46.447	2:24.753	<b>52</b>	50.141	2:25.771
<b>56</b>	37.883	2:26.037	<b>56</b>	42.419	2:26.022	<b>56</b>	46.587	2:25.721	<b>56</b>	51.077	2:26.567
<b>52</b>	39.460	2:25.986	<b>52</b>	43.247	2:25.273	<b>112</b>	53.121	2:27.186	<b>178</b>	55.412	2:38.400
<b>112</b>	41.684	2:27.593	<b>112</b>	47.488	2:27.290	<b>9</b>	53.312	2:27.022	<b>112</b>	59.498	2:28.454
<b>78</b>	42.416	2:29.632	<b>9</b>	47.843	2:26.666	<b>78</b>	54.355	2:27.107	<b>64</b>	1:00.702	2:26.362
<b>9</b>	42.663	2:26.696	<b>78</b>	48.801	2:27.871	<b>64</b>	56.417	2:28.532	<b>9</b>	1:01.555	2:30.320
<b>64</b>	43.501	2:26.756	<b>64</b>	49.438	2:27.423	<b>711</b>	1:12.024	2:29.840	<b>78</b>	1:17.501	2:45.223
<b>711</b>	57.147	2:28.713	<b>87</b>	1:03.602	2:25.725	<b>87</b>	1:16.632	2:34.583	<b>711</b>	1:18.868	2:28.921
<b>87</b>	59.363	2:27.038	<b>711</b>	1:03.737	2:28.076	<b>66</b>	1:43.162	2:41.681	<b>87</b>	1:22.421	2:27.866
<b>66</b>	1:12.510	2:33.097	<b>66</b>	1:23.034	2:32.010				<b>66</b>	1:59.405	2:38.320

# BRSCC Mazda MX-5 Championship

## RACE 15 - LAP ANALYSIS

DIFF = Difference To Personal Best Lap

P1 263 Fraser FRAZ FENWICK				
LAP	LAP TIME	DIFF	MPH	TIME OF DAY
1 -	2:29.361	7.954	71.55	12:21:06.344
2 -	2:21.842	0.435	75.35	12:23:28.186
3 -	2:21.489 (3)	0.082	75.54	12:25:49.675
4 -	2:21.556	0.149	75.50	12:28:11.231
5 -	2:21.640	0.233	75.45	12:30:32.871
6 -	<b>2:21.407 (1)</b>		<b>75.58</b>	<b>12:32:54.278</b>
7 -	2:21.486 (2)	0.079	75.54	12:35:15.764
8 -	2:21.553	0.146	75.50	12:37:37.317
9 -	2:22.077	0.670	75.22	12:39:59.394

P2 58 Mike COMBER				
LAP	LAP TIME	DIFF	MPH	TIME OF DAY
1 -	2:31.526	10.091	70.53	12:21:08.509
2 -	2:21.551	0.116	75.50	12:23:30.060
3 -	2:21.866	0.431	75.33	12:25:51.926
4 -	2:21.436 (2)	0.001	75.56	12:28:13.362
5 -	<b>2:21.435 (1)</b>		<b>75.56</b>	<b>12:30:34.797</b>
6 -	2:22.094	0.659	75.21	12:32:56.891
7 -	2:21.474 (3)	0.039	75.54	12:35:18.365
8 -	2:21.583	0.148	75.48	12:37:39.948
9 -	2:22.398	0.963	75.05	12:40:02.346

P3 27 Luke PULLEN				
LAP	LAP TIME	DIFF	MPH	TIME OF DAY
1 -	2:30.682	9.432	70.93	12:21:07.665
2 -	2:21.386 (3)	0.136	75.59	12:23:29.051
3 -	2:21.287 (2)	0.037	75.64	12:25:50.338
4 -	<b>2:21.250 (1)</b>		<b>75.66</b>	<b>12:28:11.588</b>
5 -	2:21.916	0.666	75.31	12:30:33.504
6 -	2:21.828	0.578	75.35	12:32:55.332
7 -	2:22.353	1.103	75.08	12:35:17.685
8 -	2:21.955	0.705	75.29	12:37:39.640
9 -	2:23.225	1.975	74.62	12:40:02.865

P4 33 Jason GREATREX				
LAP	LAP TIME	DIFF	MPH	TIME OF DAY
1 -	2:31.372	9.989	70.60	12:21:08.355
2 -	2:21.948	0.565	75.29	12:23:30.303
3 -	2:22.006	0.623	75.26	12:25:52.309
4 -	<b>2:21.383 (1)</b>		<b>75.59</b>	<b>12:28:13.692</b>
5 -	2:21.466 (3)	0.083	75.55	12:30:35.158
6 -	2:21.962	0.579	75.28	12:32:57.120
7 -	2:21.620	0.237	75.47	12:35:18.740
8 -	2:21.421 (2)	0.038	75.57	12:37:40.161
9 -	2:22.947	1.564	74.76	12:40:03.108

P5 82 Michael KNIBBS				
LAP	LAP TIME	DIFF	MPH	TIME OF DAY
1 -	2:31.618	10.582	70.49	12:21:08.601
2 -	2:23.040	2.004	74.72	12:23:31.641
3 -	<b>2:21.036 (1)</b>		<b>75.78</b>	<b>12:25:52.677</b>
4 -	2:21.372 (3)	0.336	75.60	12:28:14.049
5 -	2:21.327 (2)	0.291	75.62	12:30:35.376
6 -	2:23.443	2.407	74.51	12:32:58.819
7 -	2:22.175	1.139	75.17	12:35:20.994
8 -	2:21.726	0.690	75.41	12:37:42.720
9 -	2:23.186	2.150	74.64	12:40:05.906

DIFF = Difference To Personal Best Lap

P6 81 Sebastian FISHER				
LAP	LAP TIME	DIFF	MPH	TIME OF DAY
1 -	2:33.280	12.067	69.72	12:21:10.263
2 -	2:23.522	2.309	74.46	12:23:33.785
3 -	2:21.546	0.333	75.50	12:25:55.331
4 -	2:21.328 (3)	0.115	75.62	12:28:16.659
5 -	<b>2:21.213 (1)</b>		<b>75.68</b>	<b>12:30:37.872</b>
6 -	2:22.040	0.827	75.24	12:32:59.912
7 -	2:21.690	0.477	75.43	12:35:21.602
8 -	2:21.306 (2)	0.093	75.63	12:37:42.908
9 -	2:23.033	1.820	74.72	12:40:05.941

P7 77 Steve FODEN				
LAP	LAP TIME	DIFF	MPH	TIME OF DAY
1 -	2:32.347	11.366	70.15	12:21:09.330
2 -	2:23.012	2.031	74.73	12:23:32.342
3 -	2:21.761 (3)	0.780	75.39	12:25:54.103
4 -	2:21.390 (2)	0.409	75.59	12:28:15.493
5 -	<b>2:20.981 (1)</b>		<b>75.81</b>	<b>12:30:36.474</b>
6 -	2:23.133	2.152	74.67	12:32:59.607
7 -	2:22.449	1.468	75.03	12:35:22.056
8 -	2:22.062	1.081	75.23	12:37:44.118
9 -	2:22.201	1.220	75.16	12:40:06.319

P8 44 Tom SMITH				
LAP	LAP TIME	DIFF	MPH	TIME OF DAY
1 -	2:31.627	11.048	70.48	12:21:08.610
2 -	2:21.875 (2)	1.296	75.33	12:23:30.485
3 -	2:22.016 (3)	1.437	75.25	12:25:52.501
4 -	2:22.469	1.890	75.02	12:28:14.970
5 -	<b>2:20.579 (1)</b>		<b>76.02</b>	<b>12:30:35.549</b>
6 -	2:23.788	3.209	74.33	12:32:59.337
7 -	2:22.084	1.505	75.22	12:35:21.421
8 -	2:23.053	2.474	74.71	12:37:44.474
9 -	2:22.052	1.473	75.24	12:40:06.526

P9 24 Oliver GRAHAM				
LAP	LAP TIME	DIFF	MPH	TIME OF DAY
1 -	2:31.965	11.095	70.33	12:21:08.948
2 -	2:22.842	1.972	74.82	12:23:31.790
3 -	2:21.490 (2)	0.620	75.53	12:25:53.280
4 -	2:21.876 (3)	1.006	75.33	12:28:15.156
5 -	<b>2:20.870 (1)</b>		<b>75.87</b>	<b>12:30:36.026</b>
6 -	2:22.969	2.099	74.75	12:32:58.995
7 -	2:22.172	1.302	75.17	12:35:21.167
8 -	2:23.554	2.684	74.45	12:37:44.721
9 -	2:22.229	1.359	75.14	12:40:06.950

P10 34 Callum GREATREX				
LAP	LAP TIME	DIFF	MPH	TIME OF DAY
1 -	2:31.761	10.783	70.42	12:21:08.744
2 -	2:23.403	2.425	74.53	12:23:32.147
3 -	2:21.748 (3)	0.770	75.40	12:25:53.895
4 -	2:21.444 (2)	0.466	75.56	12:28:15.339
5 -	<b>2:20.978 (1)</b>		<b>75.81</b>	<b>12:30:36.317</b>
6 -	2:23.463	2.485	74.50	12:32:59.780
7 -	2:22.869	1.891	74.81	12:35:22.649
8 -	2:22.413	1.435	75.04	12:37:45.062
9 -	2:22.602	1.624	74.95	12:40:07.664

# BRSCC Mazda MX-5 Championship

## RACE 15 - LAP ANALYSIS

DIFF = Difference To Personal Best Lap

P11 36 Jack NOLLER				
LAP	LAP TIME	DIFF	MPH	TIME OF DAY
1 -	2:32.968	10.890	69.87	12:21:09.951
2 -	2:24.985	2.907	73.71	12:23:34.936
3 -	2:22.614 (2)	0.536	74.94	12:25:57.550
4 -	2:23.357 (3)	1.279	74.55	12:28:20.907
5 -	2:25.712	3.634	73.35	12:30:46.619
6 -	2:25.629	3.551	73.39	12:33:12.248
7 -	2:23.530	1.452	74.46	12:35:35.778
8 -	<b>2:22.078 (1)</b>		<b>75.22</b>	<b>12:37:57.856</b>
9 -	2:23.744	1.666	74.35	12:40:21.600

P12 69 Brad JONES				
LAP	LAP TIME	DIFF	MPH	TIME OF DAY
1 -	2:34.576	11.890	69.14	12:21:11.559
2 -	2:23.948 (3)	1.262	74.24	12:23:35.507
3 -	2:23.518 (2)	0.832	74.47	12:25:59.025
4 -	<b>2:22.686 (1)</b>		<b>74.90</b>	<b>12:28:21.711</b>
5 -	2:24.057	1.371	74.19	12:30:45.768
6 -	2:25.240	2.554	73.58	12:33:11.008
7 -	2:24.555	1.869	73.93	12:35:35.563
8 -	2:24.139	1.453	74.15	12:37:59.702
9 -	2:24.695	2.009	73.86	12:40:24.397

P13 22 Owen MILLS				
LAP	LAP TIME	DIFF	MPH	TIME OF DAY
1 -	2:36.188	12.926	68.43	12:21:13.171
2 -	2:23.924	0.662	74.26	12:23:37.095
3 -	2:23.657	0.395	74.40	12:26:00.752
4 -	2:23.289 (2)	0.027	74.59	12:28:24.041
5 -	<b>2:23.262 (1)</b>		<b>74.60</b>	<b>12:30:47.303</b>
6 -	2:25.343	2.081	73.53	12:33:12.646
7 -	2:23.587 (3)	0.325	74.43	12:35:36.233
8 -	2:23.888	0.626	74.28	12:38:00.121
9 -	2:24.805	1.543	73.81	12:40:24.926

P14 7 Oak RICHARDSON				
LAP	LAP TIME	DIFF	MPH	TIME OF DAY
1 -	2:35.002	12.168	68.95	12:21:11.985
2 -	2:24.001	1.167	74.22	12:23:35.986
3 -	2:23.267 (2)	0.433	74.60	12:25:59.253
4 -	2:25.409	2.575	73.50	12:28:24.662
5 -	2:23.497 (3)	0.663	74.48	12:30:48.159
6 -	2:25.568	2.734	73.42	12:33:13.727
7 -	<b>2:22.834 (1)</b>		<b>74.82</b>	<b>12:35:36.561</b>
8 -	2:24.441	1.607	73.99	12:38:01.002
9 -	2:24.484	1.650	73.97	12:40:25.486

P15 29 Adam CRAIG				
LAP	LAP TIME	DIFF	MPH	TIME OF DAY
1 -	2:34.720	11.551	69.08	12:21:11.703
2 -	2:24.572	1.403	73.92	12:23:36.275
3 -	<b>2:23.169 (1)</b>		<b>74.65</b>	<b>12:25:59.444</b>
4 -	2:23.237 (2)	0.068	74.61	12:28:22.681
5 -	2:24.192	1.023	74.12	12:30:46.873
6 -	2:26.160	2.991	73.12	12:33:13.033
7 -	2:23.372 (3)	0.203	74.54	12:35:36.405
8 -	2:23.860	0.691	74.29	12:38:00.265
9 -	2:25.235	2.066	73.59	12:40:25.500

DIFF = Difference To Personal Best Lap

P16 19 Adam SPARROW				
LAP	LAP TIME	DIFF	MPH	TIME OF DAY
1 -	2:35.341	12.410	68.80	12:21:12.324
2 -	2:23.788	0.857	74.33	12:23:36.112
3 -	2:23.941	1.010	74.25	12:26:00.053
4 -	2:23.768 (3)	0.837	74.34	12:28:23.821
5 -	2:23.659 (2)	0.728	74.39	12:30:47.480
6 -	2:26.657	3.726	72.87	12:33:14.137
7 -	<b>2:22.931 (1)</b>		<b>74.77</b>	<b>12:35:37.068</b>
8 -	2:24.072	1.141	74.18	12:38:01.140
9 -	2:25.964	3.033	73.22	12:40:27.104

P17 777 Courtney MILNES				
LAP	LAP TIME	DIFF	MPH	TIME OF DAY
1 -	2:36.026	13.790	68.50	12:21:13.009
2 -	2:23.468 (3)	1.232	74.49	12:23:36.477
3 -	2:23.581	1.345	74.43	12:26:00.058
4 -	2:22.864 (2)	0.628	74.81	12:28:22.922
5 -	2:23.550	1.314	74.45	12:30:46.472
6 -	2:24.816	2.580	73.80	12:33:11.288
7 -	2:23.867	1.631	74.29	12:35:35.155
8 -	<b>2:22.236 (1)</b>		<b>75.14</b>	<b>12:37:57.391</b>
9 -	2:32.230	9.994	70.21	12:40:29.621

P18 113 Levi AISBETT				
LAP	LAP TIME	DIFF	MPH	TIME OF DAY
1 -	2:39.542	16.286	66.99	12:21:16.525
2 -	2:26.437	3.181	72.98	12:23:42.962
3 -	2:24.550	1.294	73.94	12:26:07.512
4 -	2:23.761 (2)	0.505	74.34	12:28:31.273
5 -	<b>2:23.256 (1)</b>		<b>74.60</b>	<b>12:30:54.529</b>
6 -	2:25.493	2.237	73.46	12:33:20.022
7 -	2:24.240	0.984	74.09	12:35:44.262
8 -	2:24.554	1.298	73.93	12:38:08.816
9 -	2:23.874 (3)	0.618	74.28	12:40:32.690

P19 13 Scott LEACH				
LAP	LAP TIME	DIFF	MPH	TIME OF DAY
1 -	2:37.710	13.758	67.77	12:21:14.693
2 -	<b>2:23.952 (1)</b>		<b>74.24</b>	<b>12:23:38.645</b>
3 -	2:24.338 (2)	0.386	74.04	12:26:02.983
4 -	2:25.451	1.499	73.48	12:28:28.434
5 -	2:25.799	1.847	73.30	12:30:54.233
6 -	2:26.059	2.107	73.17	12:33:20.292
7 -	2:24.417 (3)	0.465	74.00	12:35:44.709
8 -	2:24.544	0.592	73.94	12:38:09.253
9 -	2:26.794	2.842	72.81	12:40:36.047

P20 73 Beau PARRY				
LAP	LAP TIME	DIFF	MPH	TIME OF DAY
1 -	2:38.374	13.587	67.48	12:21:15.357
2 -	2:27.001	2.214	72.70	12:23:42.358
3 -	2:25.628 (2)	0.841	73.39	12:26:07.986
4 -	2:25.926	1.139	73.24	12:28:33.912
5 -	2:26.251	1.464	73.08	12:31:00.163
6 -	2:26.318	1.531	73.04	12:33:26.481
7 -	2:25.918 (3)	1.131	73.24	12:35:52.399
8 -	<b>2:24.787 (1)</b>		<b>73.81</b>	<b>12:38:17.186</b>
9 -	2:26.248	1.461	73.08	12:40:43.434

# BRSCC Mazda MX-5 Championship

## RACE 15 - LAP ANALYSIS

DIFF = Difference To Personal Best Lap

P21 550 Tom MALLET				
LAP	LAP TIME	DIFF	MPH	TIME OF DAY
1 -	2:38.222	12.898	67.55	12:21:15.205
2 -	2:27.979	2.655	72.22	12:23:43.184
3 -	2:26.278	0.954	73.06	12:26:09.462
4 -	2:25.709 (2)	0.385	73.35	12:28:35.171
5 -	2:25.865 (3)	0.541	73.27	12:31:01.036
6 -	2:25.934	0.610	73.23	12:33:26.970
7 -	2:25.989	0.665	73.21	12:35:52.959
8 -	<b>2:25.324 (1)</b>		<b>73.54</b>	<b>12:38:18.283</b>
9 -	2:27.683	2.359	72.37	12:40:45.966

P22 52 Martyn COMPTON				
LAP	LAP TIME	DIFF	MPH	TIME OF DAY
1 -	2:47.407	22.654	63.84	12:21:24.390
2 -	2:26.046	1.293	73.18	12:23:50.436
3 -	2:25.022 (2)	0.269	73.69	12:26:15.458
4 -	2:25.702	0.949	73.35	12:28:41.160
5 -	2:26.592	1.839	72.91	12:31:07.752
6 -	2:25.986	1.233	73.21	12:33:33.738
7 -	2:25.273 (3)	0.520	73.57	12:35:59.011
8 -	<b>2:24.753 (1)</b>		<b>73.83</b>	<b>12:38:23.764</b>
9 -	2:25.771	1.018	73.32	12:40:49.535

P23 56 Bryn GRIFFITHS				
LAP	LAP TIME	DIFF	MPH	TIME OF DAY
1 -	2:41.240	15.637	66.28	12:21:18.223
2 -	2:27.655	2.052	72.38	12:23:45.878
3 -	<b>2:25.603 (1)</b>		<b>73.40</b>	<b>12:26:11.481</b>
4 -	2:26.439	0.836	72.98	12:28:37.920
5 -	2:28.204	2.601	72.11	12:31:06.124
6 -	2:26.037	0.434	73.18	12:33:32.161
7 -	2:26.022 (3)	0.419	73.19	12:35:58.183
8 -	2:25.721 (2)	0.118	73.34	12:38:23.904
9 -	2:26.567	0.964	72.92	12:40:50.471

P24 178 Kevin DENGATE				
LAP	LAP TIME	DIFF	MPH	TIME OF DAY
1 -	2:36.564	12.784	68.26	12:21:13.547
2 -	<b>2:23.780 (1)</b>		<b>74.33</b>	<b>12:23:37.327</b>
3 -	2:24.811 (2)	1.031	73.80	12:26:02.138
4 -	2:26.066	2.286	73.17	12:28:28.204
5 -	2:25.664 (3)	1.884	73.37	12:30:53.868
6 -	2:27.113	3.333	72.65	12:33:20.981
7 -	2:25.797	2.017	73.30	12:35:46.778
8 -	2:29.628	5.848	71.43	12:38:16.406
9 -	2:38.400	14.620	67.47	12:40:54.806

P25 112 Ben MANCHETT				
LAP	LAP TIME	DIFF	MPH	TIME OF DAY
1 -	2:41.817	16.134	66.05	12:21:18.800
2 -	2:27.635	1.952	72.39	12:23:46.435
3 -	<b>2:25.683 (1)</b>		<b>73.36</b>	<b>12:26:12.118</b>
4 -	2:26.071 (2)	0.388	73.17	12:28:38.189
5 -	2:30.180	4.497	71.16	12:31:08.369
6 -	2:27.593	1.910	72.41	12:33:35.962
7 -	2:27.290	1.607	72.56	12:36:03.252
8 -	2:27.186 (3)	1.503	72.61	12:38:30.438
9 -	2:28.454	2.771	71.99	12:40:58.892

DIFF = Difference To Personal Best Lap

P26 64 Daryl RADWELL				
LAP	LAP TIME	DIFF	MPH	TIME OF DAY
1 -	2:44.208	17.846	65.08	12:21:21.191
2 -	2:26.713 (3)	0.351	72.85	12:23:47.904
3 -	2:26.541 (2)	0.179	72.93	12:26:14.445
4 -	2:27.302	0.940	72.55	12:28:41.747
5 -	2:29.276	2.914	71.59	12:31:11.023
6 -	2:26.756	0.394	72.82	12:33:37.779
7 -	2:27.423	1.061	72.49	12:36:05.202
8 -	2:28.532	2.170	71.95	12:38:33.734
9 -	<b>2:26.362 (1)</b>		<b>73.02</b>	<b>12:41:00.096</b>

P27 9 Kristopher ABBOTT				
LAP	LAP TIME	DIFF	MPH	TIME OF DAY
1 -	2:44.666	18.000	64.90	12:21:21.649
2 -	2:27.147	0.481	72.63	12:23:48.796
3 -	2:26.788 (3)	0.122	72.81	12:26:15.584
4 -	2:27.113	0.447	72.65	12:28:42.697
5 -	2:27.548	0.882	72.43	12:31:10.245
6 -	2:26.696 (2)	0.030	72.85	12:33:36.941
7 -	<b>2:26.666 (1)</b>		<b>72.87</b>	<b>12:36:03.607</b>
8 -	2:27.022	0.356	72.69	12:38:30.629
9 -	2:30.320	3.654	71.10	12:41:00.949

P28 78 Richard BARTLETT				
LAP	LAP TIME	DIFF	MPH	TIME OF DAY
1 -	2:39.347	12.833	67.07	12:21:16.330
2 -	2:27.736	1.222	72.34	12:23:44.066
3 -	2:27.160 (3)	0.646	72.62	12:26:11.226
4 -	<b>2:26.514 (1)</b>		<b>72.94</b>	<b>12:28:37.740</b>
5 -	2:29.322	2.808	71.57	12:31:07.062
6 -	2:29.632	3.118	71.42	12:33:36.694
7 -	2:27.871	1.357	72.27	12:36:04.565
8 -	2:27.107 (2)	0.593	72.65	12:38:31.672
9 -	2:45.223	18.709	64.68	12:41:16.895

P29 711 Keith DALTON				
LAP	LAP TIME	DIFF	MPH	TIME OF DAY
1 -	2:45.533	17.457	64.56	12:21:22.516
2 -	2:30.907	2.831	70.82	12:23:53.423
3 -	2:29.614	1.538	71.43	12:26:23.037
4 -	2:29.821	1.745	71.33	12:28:52.858
5 -	2:29.854	1.778	71.32	12:31:22.712
6 -	2:28.713 (2)	0.637	71.87	12:33:51.425
7 -	<b>2:28.076 (1)</b>		<b>72.17</b>	<b>12:36:19.501</b>
8 -	2:29.840	1.764	71.32	12:38:49.341
9 -	2:28.921 (3)	0.845	71.77	12:41:18.262

P30 87 Oli WALDEN				
LAP	LAP TIME	DIFF	MPH	TIME OF DAY
1 -	2:55.292	29.567	60.97	12:21:32.275
2 -	2:28.134	2.409	72.15	12:24:00.409
3 -	2:30.539	4.814	70.99	12:26:30.948
4 -	2:27.573 (3)	1.848	72.42	12:28:58.521
5 -	2:28.082	2.357	72.17	12:31:26.603
6 -	2:27.038 (2)	1.313	72.68	12:33:53.641
7 -	<b>2:25.725 (1)</b>		<b>73.34</b>	<b>12:36:19.366</b>
8 -	2:34.583	8.858	69.14	12:38:53.949
9 -	2:27.866	2.141	72.28	12:41:21.815

# BRSCC Mazda MX-5 Championship

## RACE 15 - LAP ANALYSIS

DIFF = Difference To Personal Best Lap

<b>P31 66 Ossie MCLEAN</b>				
LAP	LAP TIME	DIFF	MPH	TIME OF DAY
1 -	2:47.245	15.681	63.90	12:21:24.228
2 -	<b>2:31.564 (1)</b>		<b>70.51</b>	<b>12:23:55.792</b>
3 -	2:31.644 (2)	0.080	70.48	12:26:27.436
4 -	2:34.511	2.947	69.17	12:29:01.947
5 -	2:31.744 (3)	0.180	70.43	12:31:33.691
6 -	2:33.097	1.533	69.81	12:34:06.788
7 -	2:32.010	0.446	70.31	12:36:38.798
8 -	2:41.681	10.117	66.10	12:39:20.479
9 -	2:38.320	6.756	67.50	12:41:58.799

<b>P32 3 Richard WOOTTEN</b>				
LAP	LAP TIME	DIFF	MPH	TIME OF DAY
1 -	2:37.184	13.299	67.99	12:21:14.167
2 -	<b>2:23.885 (1)</b>		<b>74.28</b>	<b>12:23:38.052</b>
3 -	2:24.425 (2)	0.540	74.00	12:26:02.477
4 -	2:24.947 (3)	1.062	73.73	12:28:27.424
5 -	2:25.482	1.597	73.46	12:30:52.906
6 -	2:25.437	1.552	73.48	12:33:18.343
7 -	2:25.781	1.896	73.31	12:35:44.124
8 -	4:41.129 P	2:17.244	38.01	12:40:25.253

<b>P33 222 Michael GREEN</b>				
LAP	LAP TIME	DIFF	MPH	TIME OF DAY
1 -	2:34.297	11.476	69.26	12:21:11.280
2 -	2:23.830 (3)	1.009	74.31	12:23:35.110
3 -	<b>2:22.821 (1)</b>		<b>74.83</b>	<b>12:25:57.931</b>
4 -	2:23.104 (2)	0.283	74.68	12:28:21.035

<b>P34 37 Tim DORE</b>				
LAP	LAP TIME	DIFF	MPH	TIME OF DAY
1 -	2:33.968	11.053	69.41	12:21:10.951
2 -	2:24.322 (3)	1.407	74.05	12:23:35.273
3 -	2:23.032 (2)	0.117	74.72	12:25:58.305
4 -	<b>2:22.915 (1)</b>		<b>74.78</b>	<b>12:28:21.220</b>

<b>P35 5 Aidan EDGAR</b>				
LAP	LAP TIME	DIFF	MPH	TIME OF DAY
1 -	2:54.799		61.14	12:21:31.782
2 -	3:22.392 P		52.80	12:24:54.174

# BRSCC Mazda MX-5 Championship

## RACE 15 - STATISTICS

**Competitors Started** 35  
**Planned Start** 2022-04-17 @ 12:25:00.000  
**Actual Start** 2022-04-17 @ 12:18:36.983  
**Finish Time** 2022-04-17 @ 12:39:57.783  
**Track Length** 2.9689mi.  
**Total Laps** 297  
**Total Distance Covered** 881.7667mi.

### Session Fastest Lap History

NO	CL	NAME	LAP TIME	TIME OF DAY	LAP	VEHICLE
263		Fraser FRAZ FENWICK	<b>2:29.361</b>	12:21:06.355	1	Mazda MX5 Mk1
263		Fraser FRAZ FENWICK	<b>2:21.842</b>	12:23:28.195	2	Mazda MX5 Mk1
27		Luke PULLEN	<b>2:21.386</b>	12:23:29.061	2	Mazda MX5 Mk1
27		Luke PULLEN	<b>2:21.287</b>	12:25:50.348	3	Mazda MX5 Mk1
82		Michael KNIBBS	<b>2:21.036</b>	12:25:52.599	3	Mazda MX5 Mk1
44		Tom SMITH	<b>2:20.579</b>	12:30:35.486	5	Mazda MX5 Mk1

### Session Leader History

NO	CL	NAME	FROM LAP	LAPS LED	DISTANCE	VEHICLE
263		Fraser FRAZ FENWICK	1	9	26.72 miles	Mazda MX5 Mk1

### Flag History

TYPE	TIME OF DAY
GREEN	12:18:36.983
FINISH	12:39:57.783

### Flag Statistics

TYPE	COUNT	TOTAL LAPS	TOTAL TIME
Green	1	9	23:31.598
Red	0	0	0.000
Safety Car	0	0	0.000
FCY	0	0	0.000

# BRSCC Mazda MX-5 Championship

## RACE 15 - STATISTICS

CLASS :

28 Starters

### Fastest Lap History

NO	NAME	LAP TIME	TIME OF DAY	LAP	VEHICLE
263	Fraser FRAZ FENWICK	<b>2:29.361</b>	12:21:06.355	1	Mazda MX5 Mk1
263	Fraser FRAZ FENWICK	<b>2:21.842</b>	12:23:28.195	2	Mazda MX5 Mk1
27	Luke PULLEN	<b>2:21.386</b>	12:23:29.061	2	Mazda MX5 Mk1
27	Luke PULLEN	<b>2:21.287</b>	12:25:50.348	3	Mazda MX5 Mk1
82	Michael KNIBBS	<b>2:21.036</b>	12:25:52.599	3	Mazda MX5 Mk1
44	Tom SMITH	<b>2:20.579</b>	12:30:35.486	5	Mazda MX5 Mk1

### Leader History

NO	NAME	FROM LAP	LAPS LED	DISTANCE	VEHICLE
263	Fraser FRAZ FENWICK	1	9	26.72 miles	Mazda MX5 Mk1



# BRSCC Mazda MX-5 Championship

## RACE 15 - STATISTICS

CLASS : M

7 Starters

### Fastest Lap History

NO	NAME	LAP TIME	TIME OF DAY	LAP	VEHICLE
33	Jason GREATREX	<b>2:31.372</b>	12:21:08.366	1	Mazda MX5 Mk1
33	Jason GREATREX	<b>2:21.948</b>	12:23:30.314	2	Mazda MX5 Mk1
33	Jason GREATREX	<b>2:21.383</b>	12:28:13.702	4	Mazda MX5 Mk1

### Leader History

NO	NAME	FROM LAP	LAPS LED	DISTANCE	VEHICLE
33	Jason GREATREX	1	9	26.72 miles	Mazda MX5 Mk1