



BRSCC MAZDA MX-5 SUPERCUP

Brands Hatch Indy Circuit

27th / 28th July 2019



Results Provided by Timing Solutions Ltd
www.tsl-timing.com



BRSCC Mazda MX-5 SuperCup

QUALIFYING - RACE 1 - CLASSIFICATION

POS	NO	NAME	ENTRY	TIME	ON	LAPS	GAP	DIFF	MPH
1	43	Jack HARDING	Mazda MX-5 Mk3	1:05.315	19	19			66.57
2	1	Luke HERBERT	Mazda MX-5 Mk3	1:05.332	14	19	0.017	0.017	66.56
3	9	James BLAKE-BALDWIN	Mazda MX-5 Mk3	1:05.360	19	19	0.045	0.028	66.53
4	56	Steve ROBERTS	Mazda MX-5 Mk3	1:05.415	19	19	0.100	0.055	66.47
5	8	Aidan HILLS	Mazda MX-5 Mk3	1:05.666	12	19	0.351	0.251	66.22
6	48	William STACEY	Mazda MX-5 Mk3	1:05.897	17	19	0.582	0.231	65.99
7	16	Simon BALDWIN (M)	Mazda MX-5 Mk3	1:05.932	18	19	0.617	0.035	65.95
8	29	Patrick FLETCHER	Mazda MX-5 Mk3	1:06.215	18	18	0.900	0.283	65.67
9	223	Garry TOWNSEND (M)	Mazda MX-5 Mk3	1:06.224	15	18	0.909	0.009	65.66
10	91	Jack SYCAMORE	Mazda MX-5 Mk3	1:06.398	18	19	1.083	0.174	65.49
11	44	Bradley KENT	Mazda MX-5 Mk3	1:06.451	13	17	1.136	0.053	65.44
12	18	Paul SHEARD (M)	Mazda MX-5 Mk3	1:07.053	13	14	1.738	0.602	64.85
13	99	Nick RUTTER (M)	Mazda MX-5 Mk3	1:07.531	15	18	2.216	0.478	64.39
14	96*	Christopher RICHARDSON	Mazda MX-5 Mk3	1:08.188	17	17	2.873	0.657	63.77
15	36	David HENDERSON	Mazda MX-5 Mk3	1:08.659	15	18	3.344	0.471	63.33
16	69	George GRANT (M)	Mazda MX-5 Mk3	1:08.694	13	18	3.379	0.035	63.30

Car 96 – Please fit a working transponder Motorsport UK Q12.2.1

Weather / Track : Rain / Wet

These results are provisional until the conclusion of any judicial and technical matters.

Brands Hatch Indy

Circuit Length = 1.2079 miles

Start: 09:24 Flag 09:44 End: 09:45

Clerk Of Course :

Steward :

Timekeeper :

Results can be found at www.tsl-timing.com

Printed - 09:47 Saturday, 27 July 2019


BRSCC Mazda MX-5 SuperCup
QUALIFYING - RACE 7 - 2ND FASTEST CLASSIFICATION

POS	NO	NAME	ENTRY	TIME	ON	LAPS	GAP	DIFF	MPH
1	1	Luke HERBERT	Mazda MX-5 Mk3	1:05.370	19	19			66.52
2	9	James BLAKE-BALDWIN	Mazda MX-5 Mk3	1:05.437	18	19	0.067	0.067	66.45
3	43	Jack HARDING	Mazda MX-5 Mk3	1:05.482	14	19	0.112	0.045	66.40
4	56	Steve ROBERTS	Mazda MX-5 Mk3	1:05.529	13	19	0.159	0.047	66.36
5	8	Aidan HILLS	Mazda MX-5 Mk3	1:05.666	17	19	0.296	0.137	66.22
6	48	William STACEY	Mazda MX-5 Mk3	1:06.040	18	19	0.670	0.374	65.84
7	16	Simon BALDWIN (M)	Mazda MX-5 Mk3	1:06.060	19	19	0.690	0.020	65.82
8	223	Garry TOWNSEND (M)	Mazda MX-5 Mk3	1:06.399	12	18	1.029	0.339	65.49
9	29	Patrick FLETCHER	Mazda MX-5 Mk3	1:06.436	17	18	1.066	0.037	65.45
10	44	Bradley KENT	Mazda MX-5 Mk3	1:06.654	14	17	1.284	0.218	65.24
11	91	Jack SYCAMORE	Mazda MX-5 Mk3	1:06.799	9	19	1.429	0.145	65.09
12	18	Paul SHEARD (M)	Mazda MX-5 Mk3	1:07.064	12	14	1.694	0.265	64.84
13	99	Nick RUTTER (M)	Mazda MX-5 Mk3	1:08.045	14	18	2.675	0.981	63.90
14	36	David HENDERSON	Mazda MX-5 Mk3	1:08.733	14	18	3.363	0.688	63.26
15	96*	Christopher RICHARDSON	Mazda MX-5 Mk3	1:08.802	12	17	3.432	0.069	63.20
16	69	George GRANT (M)	Mazda MX-5 Mk3	1:08.888	12	18	3.518	0.086	63.12

Car 96 – Please fit a working transponder Motorsport UK Q12.2.1

Weather / Track : Rain / Wet

These results are provisional until the conclusion of any judicial and technical matters.

Brands Hatch Indy

Circuit Length = 1.2079 miles

Start: 09:24 Flag 09:44 End: 09:45

Clerk Of Course :	Steward :	Timekeeper :
-------------------	-----------	--------------

Results can be found at www.tsl-timing.com

Printed - 09:48 Saturday, 27 July 2019

BRSCC Mazda MX-5 SuperCup

QUALIFYING - RACE 1 & 7 - LAP ANALYSIS

DIFF = Difference To Personal Best Lap

P1 43 Jack HARDING				
LAP	LAP TIME	DIFF	MPH	TIME OF DAY
1 -				09:24:38.909
2 -	1:11.916	6.601	60.46	09:25:50.825
3 -	1:08.864	3.549	63.14	09:26:59.689
4 -	1:07.688	2.373	64.24	09:28:07.377
5 -	1:07.266	1.951	64.64	09:29:14.643
6 -	1:06.890	1.575	65.01	09:30:21.533
7 -	1:06.278	0.963	65.61	09:31:27.811
8 -	1:06.472	1.157	65.42	09:32:34.283
9 -	1:06.103	0.788	65.78	09:33:40.386
10 -	1:06.175	0.860	65.71	09:34:46.561
11 -	1:06.074	0.759	65.81	09:35:52.635
12 -	1:05.817	0.502	66.07	09:36:58.452
13 -	1:05.573	0.258	66.31	09:38:04.025
14 -	1:05.482 (2)	0.167	66.40	09:39:09.507
15 -	1:05.534 (3)	0.219	66.35	09:40:15.041
16 -	1:08.206	2.891	63.75	09:41:23.247
17 -	1:05.917	0.602	65.97	09:42:29.164
18 -	1:05.769	0.454	66.11	09:43:34.933
19 -	1:05.315 (1)		66.57	09:44:40.248

P2 1 Luke HERBERT				
LAP	LAP TIME	DIFF	MPH	TIME OF DAY
1 -				09:24:47.545
2 -	1:11.129	5.797	61.13	09:25:58.674
3 -	1:07.756	2.424	64.18	09:27:06.430
4 -	1:07.719	2.387	64.21	09:28:14.149
5 -	1:06.418	1.086	65.47	09:29:20.567
6 -	1:06.324	0.992	65.56	09:30:26.891
7 -	1:07.084	1.752	64.82	09:31:33.975
8 -	1:06.473	1.141	65.41	09:32:40.448
9 -	1:06.057	0.725	65.83	09:33:46.505
10 -	1:05.597	0.265	66.29	09:34:52.102
11 -	1:05.759	0.427	66.12	09:35:57.861
12 -	1:06.321	0.989	65.56	09:37:04.182
13 -	1:05.976	0.644	65.91	09:38:10.158
14 -	1:05.332 (1)		66.56	09:39:15.490
15 -	1:05.547	0.215	66.34	09:40:21.037
16 -	1:05.763	0.431	66.12	09:41:26.800
17 -	1:05.403 (3)	0.071	66.48	09:42:32.203
18 -	1:05.779	0.447	66.10	09:43:37.982
19 -	1:05.370 (2)	0.038	66.52	09:44:43.352

P3 9 James BLAKE-BALDWIN				
LAP	LAP TIME	DIFF	MPH	TIME OF DAY
1 -				09:24:45.241
2 -	1:10.962	5.602	61.28	09:25:56.203
3 -	1:07.287	1.927	64.62	09:27:03.490
4 -	1:06.979	1.619	64.92	09:28:10.469
5 -	1:06.872	1.512	65.02	09:29:17.341
6 -	1:06.828	1.468	65.07	09:30:24.169
7 -	1:06.467	1.107	65.42	09:31:30.636
8 -	1:06.387	1.027	65.50	09:32:37.023
9 -	1:06.206	0.846	65.68	09:33:43.229
10 -	1:06.170	0.810	65.71	09:34:49.399
11 -	1:06.232	0.872	65.65	09:35:55.631
12 -	1:05.841	0.481	66.04	09:37:01.472
13 -	1:05.511 (3)	0.151	66.37	09:38:06.983
14 -	1:05.798	0.438	66.09	09:39:12.781
15 -	1:19.762	14.402	54.51	09:40:32.543
16 -	1:05.660	0.300	66.22	09:41:38.203

DIFF = Difference To Personal Best Lap

17 -	1:05.615	0.255	66.27	09:42:43.818
18 -	1:05.437 (2)	0.077	66.45	09:43:49.255
19 -	1:05.360 (1)		66.53	09:44:54.615

P4 56 Steve ROBERTS				
LAP	LAP TIME	DIFF	MPH	TIME OF DAY
1 -				09:24:43.354
2 -	1:11.520	6.105	60.80	09:25:54.874
3 -	1:07.740	2.325	64.19	09:27:02.614
4 -	1:07.098	1.683	64.80	09:28:09.712
5 -	1:07.220	1.805	64.69	09:29:16.932
6 -	1:06.503	1.088	65.38	09:30:23.435
7 -	1:06.305	0.890	65.58	09:31:29.740
8 -	1:06.083	0.668	65.80	09:32:35.823
9 -	1:06.044	0.629	65.84	09:33:41.867
10 -	1:06.072	0.657	65.81	09:34:47.939
11 -	1:05.985	0.570	65.90	09:35:53.924
12 -	1:06.034	0.619	65.85	09:36:59.958
13 -	1:05.529 (2)	0.114	66.36	09:38:05.487
14 -	1:11.896	6.481	60.48	09:39:17.383
15 -	1:05.703	0.288	66.18	09:40:23.086
16 -	1:06.135	0.720	65.75	09:41:29.221
17 -	1:05.539 (3)	0.124	66.35	09:42:34.760
18 -	1:05.934	0.519	65.95	09:43:40.694
19 -	1:05.415 (1)		66.47	09:44:46.109

P5 8 Aidan HILLS				
LAP	LAP TIME	DIFF	MPH	TIME OF DAY
1 -				09:24:46.603
2 -	1:18.178	12.512	55.62	09:26:04.781
3 -	1:08.255	2.589	63.71	09:27:13.036
4 -	1:09.209	3.543	62.83	09:28:22.245
5 -	1:07.209	1.543	64.70	09:29:29.454
6 -	1:06.670	1.004	65.22	09:30:36.124
7 -	1:06.922	1.256	64.98	09:31:43.046
8 -	1:06.137	0.471	65.75	09:32:49.183
9 -	1:06.413	0.747	65.47	09:33:55.596
10 -	1:06.624	0.958	65.27	09:35:02.220
11 -	1:06.076	0.410	65.81	09:36:08.296
12 -	1:05.666 (1)		66.22	09:37:13.962
13 -	1:06.760	1.094	65.13	09:38:20.722
14 -	1:06.161	0.495	65.72	09:39:26.883
15 -	1:06.426	0.760	65.46	09:40:33.309
16 -	1:05.910 (3)	0.244	65.97	09:41:39.219
17 -	1:05.666 (1)		66.22	09:42:44.885
18 -	1:05.952	0.286	65.93	09:43:50.837
19 -	1:09.141	3.475	62.89	09:44:59.978

P6 48 William STACEY				
LAP	LAP TIME	DIFF	MPH	TIME OF DAY
1 -				09:24:49.501
2 -	1:12.099	6.202	60.31	09:26:01.600
3 -	1:09.807	3.910	62.29	09:27:11.407
4 -	1:09.010	3.113	63.01	09:28:20.417
5 -	1:08.224	2.327	63.74	09:29:28.641
6 -	1:08.301	2.404	63.66	09:30:36.942
7 -	1:07.467	1.570	64.45	09:31:44.409
8 -	1:06.518	0.621	65.37	09:32:50.927
9 -	1:06.046 (3)	0.149	65.84	09:33:56.973
10 -	1:06.472	0.575	65.42	09:35:03.445
11 -	1:07.306	1.409	64.60	09:36:10.751
12 -	1:06.432	0.535	65.45	09:37:17.183

Weather / Track : Rain / Wet

BRSCC Mazda MX-5 SuperCup

QUALIFYING - RACE 1 & 7 - LAP ANALYSIS

DIFF = Difference To Personal Best Lap

13 -	1:06.420	0.523	65.47	09:38:23.603
14 -	1:06.163	0.266	65.72	09:39:29.766
15 -	1:06.541	0.644	65.35	09:40:36.307
16 -	1:06.362	0.465	65.52	09:41:42.669
17 -	1:05.897 (1)		65.99	09:42:48.566
18 -	1:06.040 (2)	0.143	65.84	09:43:54.606
19 -	1:06.325	0.428	65.56	09:45:00.931

P7 16 Simon BALDWIN (M)

LAP	LAP TIME	DIFF	MPH	TIME OF DAY
1 -				P 09:24:48.838
2 -	1:11.133	5.201	61.13	09:25:59.971
3 -	1:08.613	2.681	63.37	09:27:08.584
4 -	1:08.500	2.568	63.48	09:28:17.084
5 -	1:07.360	1.428	64.55	09:29:24.444
6 -	1:07.365	1.433	64.55	09:30:31.809
7 -	1:07.993	2.061	63.95	09:31:39.802
8 -	1:07.625	1.693	64.30	09:32:47.427
9 -	1:06.996	1.064	64.90	09:33:54.423
10 -	1:06.329	0.397	65.56	09:35:00.752
11 -	1:06.507	0.575	65.38	09:36:07.259
12 -	1:06.213	0.281	65.67	09:37:13.472
13 -	1:07.803	1.871	64.13	09:38:21.275
14 -	1:06.809	0.877	65.09	09:39:28.084
15 -	1:06.116 (3)	0.184	65.77	09:40:34.200
16 -	1:06.412	0.480	65.47	09:41:40.612
17 -	1:06.151	0.219	65.73	09:42:46.763
18 -	1:05.932 (1)		65.95	09:43:52.695
19 -	1:06.060 (2)	0.128	65.82	09:44:58.755

P8 29 Patrick FLETCHER

LAP	LAP TIME	DIFF	MPH	TIME OF DAY
1 -				P 09:24:37.585
2 -	1:12.572	6.357	59.92	09:25:50.157
3 -	1:10.299	4.084	61.85	09:27:00.456
4 -	1:08.513	2.298	63.47	09:28:08.969
5 -	1:07.934	1.719	64.01	09:29:16.903
6 -	1:09.391	3.176	62.66	09:30:26.294
7 -	1:07.734	1.519	64.20	09:31:34.028
8 -	1:07.341	1.126	64.57	09:32:41.369
9 -	1:07.243	1.028	64.66	09:33:48.612
10 -	1:07.644	1.429	64.28	09:34:56.256
11 -	1:07.149	0.934	64.76	09:36:03.405
12 -	1:07.563	1.348	64.36	09:37:10.968
13 -	1:15.350	9.135	57.71	09:38:26.318
14 -	1:06.795 (3)	0.580	65.10	09:39:33.113
15 -	1:06.865	0.650	65.03	09:40:39.978
16 -	1:21.384	15.169	53.43	09:42:01.362
17 -	1:06.436 (2)	0.221	65.45	09:43:07.798
18 -	1:06.215 (1)		65.67	09:44:14.013

P9 223 Garry TOWNSEND (M)

LAP	LAP TIME	DIFF	MPH	TIME OF DAY
1 -				P 09:24:42.452
2 -	1:13.571	7.347	59.10	09:25:56.023
3 -	1:09.973	3.749	62.14	09:27:05.996
4 -	1:09.692	3.468	62.39	09:28:15.688
5 -	1:08.012	1.788	63.93	09:29:23.700
6 -	1:07.237	1.013	64.67	09:30:30.937
7 -	1:10.574	4.350	61.61	09:31:41.511
8 -	1:06.890	0.666	65.01	09:32:48.401
9 -	1:07.897	1.673	64.04	09:33:56.298

DIFF = Difference To Personal Best Lap

10 -	1:06.913	0.689	64.98	09:35:03.211
11 -	1:09.233	3.009	62.81	09:36:12.444
12 -	1:06.399 (2)	0.175	65.49	09:37:18.843
13 -	1:06.431 (3)	0.207	65.46	09:38:25.274
14 -	1:07.428	1.204	64.49	09:39:32.702
15 -	1:06.224 (1)		65.66	09:40:38.926
16 -	1:11.882	5.658	60.49	09:41:50.808
17 -	1:39.174	32.950	43.84	09:43:29.982
18 -	1:07.189	0.965	64.72	09:44:37.171

P10 91 Jack SYCAMORE

LAP	LAP TIME	DIFF	MPH	TIME OF DAY
1 -				P 09:24:53.904
2 -	1:24.297	17.899	51.58	09:26:18.201
3 -	1:08.873	2.475	63.13	09:27:27.074
4 -	1:08.482	2.084	63.49	09:28:35.556
5 -	1:08.808	2.410	63.19	09:29:44.364
6 -	1:07.877	1.479	64.06	09:30:52.241
7 -	1:07.600	1.202	64.32	09:31:59.841
8 -	1:07.962	1.564	63.98	09:33:07.803
9 -	1:06.799 (2)	0.401	65.09	09:34:14.602
10 -	1:07.773	1.375	64.16	09:35:22.375
11 -	1:08.684	2.286	63.31	09:36:31.059
12 -	1:12.642	6.244	59.86	09:37:43.701
13 -	1:06.939	0.541	64.96	09:38:50.640
14 -	1:06.842	0.444	65.05	09:39:57.482
15 -	1:07.319	0.921	64.59	09:41:04.801
16 -	1:07.379	0.981	64.53	09:42:12.180
17 -	1:06.811 (3)	0.413	65.08	09:43:18.991
18 -	1:06.398 (1)		65.49	09:44:25.389
19 -	1:06.869	0.471	65.03	09:45:32.258

P11 44 Bradley KENT

LAP	LAP TIME	DIFF	MPH	TIME OF DAY
1 -				P 09:25:09.876
2 -	1:11.951	5.500	60.43	09:26:21.827
3 -	2:29.209	P 1:22.758	29.14	09:28:51.036
4 -	1:10.329	3.878	61.83	09:30:01.365
5 -	1:08.637	2.186	63.35	09:31:10.002
6 -	1:07.805	1.354	64.13	09:32:17.807
7 -	1:09.934	3.483	62.18	09:33:27.741
8 -	1:07.715	1.264	64.21	09:34:35.456
9 -	1:07.542	1.091	64.38	09:35:42.998
10 -	1:07.066	0.615	64.84	09:36:50.064
11 -	1:07.153	0.702	64.75	09:37:57.217
12 -	1:07.444	0.993	64.47	09:39:04.661
13 -	1:06.451 (1)		65.44	09:40:11.112
14 -	1:06.654 (2)	0.203	65.24	09:41:17.766
15 -	1:07.652	1.201	64.27	09:42:25.418
16 -	1:06.675 (3)	0.224	65.22	09:43:32.093
17 -	1:07.498	1.047	64.42	09:44:39.591

P12 18 Paul SHEARD (M)

LAP	LAP TIME	DIFF	MPH	TIME OF DAY
1 -				P 09:24:57.494
2 -	1:13.803	6.750	58.92	09:26:11.297
3 -	1:09.016	1.963	63.00	09:27:20.313
4 -	1:08.879	1.826	63.13	09:28:29.192
5 -	1:09.577	2.524	62.50	09:29:38.769
6 -	1:08.228	1.175	63.73	09:30:46.997
7 -	1:08.066	1.013	63.88	09:31:55.063
8 -	1:08.197	1.144	63.76	09:33:03.260

Weather / Track : Rain / Wet

Brands Hatch Indy
Circuit Length = 1.2079 miles
Start: 09:24 Flag 09:44 End: 09:45

BRSCC Mazda MX-5 SuperCup

QUALIFYING - RACE 1 & 7 - LAP ANALYSIS

DIFF = Difference To Personal Best Lap

9 -	1:08.263	1.210	63.70	09:34:11.523
10 -	1:08.029	0.976	63.92	09:35:19.552
11 -	1:07.161 (3)	0.108	64.74	09:36:26.713
12 -	1:07.064 (2)	0.011	64.84	09:37:33.777
13 -	1:07.053 (1)		64.85	09:38:40.830
14 -	1:07.174	0.121	64.73	09:39:48.004

DIFF = Difference To Personal Best Lap

13 -	1:08.879 (3)	0.220	63.13	09:38:56.849
14 -	1:08.733 (2)	0.074	63.26	09:40:05.582
15 -	1:08.659 (1)		63.33	09:41:14.241
16 -	1:09.045	0.386	62.98	09:42:23.286
17 -	1:10.479	1.820	61.70	09:43:33.765
18 -	1:09.048	0.389	62.97	09:44:42.813

P13 99 Nick RUTTER (M)

LAP	LAP TIME	DIFF	MPH	TIME OF DAY
1 -				09:24:44.594
2 -	1:16.341	8.810	56.96	09:26:00.935
3 -	1:11.530	3.999	60.79	09:27:12.465
4 -	1:14.940	7.409	58.02	09:28:27.405
5 -	1:11.574	4.043	60.75	09:29:38.979
6 -	1:15.238	7.707	57.79	09:30:54.217
7 -	1:09.293	1.762	62.75	09:32:03.510
8 -	1:09.210	1.679	62.83	09:33:12.720
9 -	1:09.339	1.808	62.71	09:34:22.059
10 -	1:08.291	0.760	63.67	09:35:30.350
11 -	1:14.596	7.065	58.29	09:36:44.946
12 -	1:08.464	0.933	63.51	09:37:53.410
13 -	1:08.142 (3)	0.611	63.81	09:39:01.552
14 -	1:08.045 (2)	0.514	63.90	09:40:09.597
15 -	1:07.531 (1)		64.39	09:41:17.128
16 -	1:08.658	1.127	63.33	09:42:25.786
17 -	1:19.653	12.122	54.59	09:43:45.439
18 -	1:08.374	0.843	63.60	09:44:53.813

P16 69 George GRANT (M)

LAP	LAP TIME	DIFF	MPH	TIME OF DAY
1 -				09:25:12.266
2 -	1:17.959	9.265	55.78	09:26:30.225
3 -	1:12.845	4.151	59.69	09:27:43.070
4 -	1:11.293	2.599	60.99	09:28:54.363
5 -	1:10.819	2.125	61.40	09:30:05.182
6 -	1:10.263	1.569	61.89	09:31:15.445
7 -	1:10.178	1.484	61.96	09:32:25.623
8 -	1:09.822	1.128	62.28	09:33:35.445
9 -	1:09.743	1.049	62.35	09:34:45.188
10 -	1:10.314	1.620	61.84	09:35:55.502
11 -	1:10.005	1.311	62.11	09:37:05.507
12 -	1:08.888 (2)	0.194	63.12	09:38:14.395
13 -	1:08.694 (1)		63.30	09:39:23.089
14 -	1:10.354	1.660	61.81	09:40:33.443
15 -	1:09.065	0.371	62.96	09:41:42.508
16 -	1:09.001	0.307	63.02	09:42:51.509
17 -	1:08.977 (3)	0.283	63.04	09:44:00.486
18 -	1:09.160	0.466	62.87	09:45:09.646

P14 96 Christopher RICHARDSON

LAP	LAP TIME	DIFF	MPH	TIME OF DAY
1 -				09:26:05.946
2 -	1:11.655	3.467	60.68	09:27:17.601
3 -	1:10.818	2.630	61.40	09:28:28.419
4 -	1:10.143	1.955	61.99	09:29:38.562
5 -	1:09.935	1.747	62.18	09:30:48.497
6 -	1:09.511	1.323	62.55	09:31:58.008
7 -	1:10.998	2.810	61.24	09:33:09.006
8 -	1:09.449	1.261	62.61	09:34:18.455
9 -	1:09.094	0.906	62.93	09:35:27.549
10 -	1:09.479	1.291	62.58	09:36:37.028
11 -	1:09.204	1.016	62.83	09:37:46.232
12 -	1:08.802 (2)	0.614	63.20	09:38:55.034
13 -	1:08.830 (3)	0.642	63.17	09:40:03.864
14 -	1:09.129	0.941	62.90	09:41:12.993
15 -	1:09.014	0.826	63.01	09:42:22.007
16 -	1:08.841	0.653	63.16	09:43:30.848
17 -	1:08.188 (1)		63.77	09:44:39.036

P15 36 David HENDERSON

LAP	LAP TIME	DIFF	MPH	TIME OF DAY
1 -				09:24:40.363
2 -	1:19.058	10.399	55.00	09:25:59.421
3 -	1:12.464	3.805	60.01	09:27:11.885
4 -	1:12.041	3.382	60.36	09:28:23.926
5 -	1:11.497	2.838	60.82	09:29:35.423
6 -	1:10.945	2.286	61.29	09:30:46.368
7 -	1:11.340	2.681	60.95	09:31:57.708
8 -	1:12.670	4.011	59.84	09:33:10.378
9 -	1:09.850	1.191	62.25	09:34:20.228
10 -	1:09.202	0.543	62.83	09:35:29.430
11 -	1:09.318	0.659	62.73	09:36:38.748
12 -	1:09.222	0.563	62.82	09:37:47.970

Weather / Track : Rain / Wet

Brands Hatch Indy
Circuit Length = 1.2079 miles
Start: 09:24 Flag 09:44 End: 09:45

BRSCC Mazda MX-5 SuperCup

QUALIFYING - RACE 1 & 7 - STATISTICS

Competitors Started 16
Planned Start 2019-07-27 @ 09:25:00.000
Actual Start 2019-07-27 @ 09:24:32.444
Finish Time 2019-07-27 @ 09:44:34.567
Track Length 1.2079mi.
Total Laps 290
Total Distance Covered 350.3042mi.

Session Fastest Lap History

NO	NAME	LAP TIME	TIME OF DAY	LAP	VEHICLE
43	Jack HARDING	1:08.864	09:26:59.707	3	Mazda MX-5 Mk3
56	Steve ROBERTS	1:07.740	09:27:02.626	3	Mazda MX-5 Mk3
9	James BLAKE-BALDWIN	1:07.287	09:27:03.502	3	Mazda MX-5 Mk3
56	Steve ROBERTS	1:07.098	09:28:09.725	4	Mazda MX-5 Mk3
9	James BLAKE-BALDWIN	1:06.979	09:28:10.481	4	Mazda MX-5 Mk3
9	James BLAKE-BALDWIN	1:06.872	09:29:17.354	5	Mazda MX-5 Mk3
1	Luke HERBERT	1:06.418	09:29:20.580	5	Mazda MX-5 Mk3
1	Luke HERBERT	1:06.324	09:30:26.907	6	Mazda MX-5 Mk3
43	Jack HARDING	1:06.278	09:31:27.830	7	Mazda MX-5 Mk3
56	Steve ROBERTS	1:06.083	09:32:35.836	8	Mazda MX-5 Mk3
56	Steve ROBERTS	1:06.044	09:33:41.880	9	Mazda MX-5 Mk3
1	Luke HERBERT	1:05.597	09:34:52.116	10	Mazda MX-5 Mk3
43	Jack HARDING	1:05.573	09:38:04.043	13	Mazda MX-5 Mk3
56	Steve ROBERTS	1:05.529	09:38:05.500	13	Mazda MX-5 Mk3
9	James BLAKE-BALDWIN	1:05.511	09:38:06.995	13	Mazda MX-5 Mk3
43	Jack HARDING	1:05.482	09:39:09.525	14	Mazda MX-5 Mk3
1	Luke HERBERT	1:05.332	09:39:15.503	14	Mazda MX-5 Mk3
43	Jack HARDING	1:05.315	09:44:40.266	19	Mazda MX-5 Mk3

Flag History

TYPE	TIME OF DAY
GREEN	09:24:32.444
FINISH	09:44:34.567

Flag Statistics

TYPE	COUNT	TOTAL LAPS	TOTAL TIME
Green	1	19	21:22.285
Red	0	0	0.000
Safety Car	0	0	0.000
FCY	0	0	0.000

Weather / Track : Rain / Wet

These results are provisional until the conclusion of any judicial and technical matters.

Brands Hatch Indy

Circuit Length = 1.2079 miles

Start: 09:24 Flag 09:44 End: 09:45

Clerk Of Course :

Timekeeper :




BRSCC Mazda MX-5 SuperCup

RACE 1 - GRID (20 minutes)

ROW 8	15	1:08.659	36 David HENDERSON	16	1:08.694	69 George GRANT (M)
ROW 7	13	1:07.531	99 Nick RUTTER (M)	14	1:08.188	96 Christopher RICHARDSON
ROW 6	11	1:06.451	44 Bradley KENT	12	1:07.053	18 Paul SHEARD (M)
ROW 5	9	1:06.224	223 Garry TOWNSEND (M)	10	1:06.398	91 Jack SYCAMORE
ROW 4	7	1:05.932	16 Simon BALDWIN (M)	8	1:06.215	29 Patrick FLETCHER
ROW 3	5	1:05.666	8 Aidan HILLS	6	1:05.897	48 William STACEY
ROW 2	3	1:05.360	9 James BLAKE-BALDWIN	4	1:05.415	56 Steve ROBERTS
ROW 1	1	1:05.315	43 Jack HARDING	2	1:05.332	1 Luke HERBERT

Pole



Brands Hatch Indy
 Circuit Length = 1.2079 miles

These results are provisional until the conclusion of any judicial and technical matters.

Clerk Of Course :	Steward :	Timekeeper :
-------------------	-----------	--------------

Results can be found at www.tsl-timing.com

Printed - 09:50 Saturday, 27 July 2019




BRSCC Mazda MX-5 SuperCup

RACE 7 - GRID (20 minutes)

ROW 8	15	1:08.802	96 Christopher RICHARDSON	16	1:08.888	69 George GRANT (M)
ROW 7	13	1:08.045	99 Nick RUTTER (M)	14	1:08.733	36 David HENDERSON
ROW 6	11	1:06.799	91 Jack SYCAMORE	12	1:07.064	18 Paul SHEARD (M)
ROW 5	9	1:06.436	29 Patrick FLETCHER	10	1:06.654	44 Bradley KENT
ROW 4	7	1:06.060	16 Simon BALDWIN (M)	8	1:06.399	223 Garry TOWNSEND (M)
ROW 3	5	1:05.666	8 Aidan HILLS	6	1:06.040	48 William STACEY
ROW 2	3	1:05.482	43 Jack HARDING	4	1:05.529	56 Steve ROBERTS
ROW 1	1	1:05.370	1 Luke HERBERT	2	1:05.437	9 James BLAKE-BALDWIN

Pole



Brands Hatch Indy
 Circuit Length = 1.2079 miles

These results are provisional until the conclusion of any judicial and technical matters.

Clerk Of Course :	Steward :	Timekeeper :
-------------------	-----------	--------------

Results can be found at www.tsl-timing.com

Printed - 09:51 Saturday, 27 July 2019


BRSCC Mazda MX-5 SuperCup
RACE 1 - CLASSIFICATION - AMENDED

POS	NO	NAME	ENTRY	LAPS	TIME	GAP	DIFF	MPH	BEST	ON
1	1	Luke HERBERT	Mazda MX-5 Mk3	20	20:45.422			69.83	57.229	19
2	9	James BLAKE-BALDWIN	Mazda MX-5 Mk3	20	20:46.648	1.226	1.226	69.76	57.003	19
3	43	Jack HARDING	Mazda MX-5 Mk3	20	20:46.881	1.459	0.233	69.75	57.104	19
4	8	Aidan HILLS	Mazda MX-5 Mk3	20	20:47.072	1.650	0.191	69.74	57.247	16
5	48	William STACEY	Mazda MX-5 Mk3	20	20:49.264	3.842	2.192	69.61	57.619	18
6	16	Simon BALDWIN (M)	Mazda MX-5 Mk3	20	20:53.008	7.586	3.744	69.41	57.590	20
7	223	Garry TOWNSEND (M)	Mazda MX-5 Mk3	20	20:54.979	9.557	1.971	69.30	58.065	13
8	18	Paul SHEARD (M)	Mazda MX-5 Mk3	20	20:55.139	9.717	0.160	69.29	58.012	19
9	29	Patrick FLETCHER	Mazda MX-5 Mk3	20	20:55.147	9.725	0.008	69.29	57.353	18
10	99	Nick RUTTER (M)	Mazda MX-5 Mk3	20	21:01.627	16.205	6.480	68.93	58.375	12
11	56	Steve ROBERTS	Mazda MX-5 Mk3	20	21:03.867	18.445	2.240	68.81	57.213	19
12	36	David HENDERSON	Mazda MX-5 Mk3	20	21:06.327	20.905	2.460	68.68	58.944	16
13	69	George GRANT (M)	Mazda MX-5 Mk3	20	21:10.835	25.413	4.508	68.43	59.177	17
14	96	Christopher RICHARDSON	Mazda MX-5 Mk3	20	21:23.375	37.953	12.540	67.76	59.333	11

NOT CLASSIFIED

DNF	44	Bradley KENT	Mazda MX-5 Mk3	12	13:12.778	8 Laps	8 Laps	65.82	59.685	11
DNF	91	Jack SYCAMORE	Mazda MX-5 Mk3	6	6:08.999	14 Laps	6 Laps	70.70	58.296	5

FASTEST LAP

	9	James BLAKE-BALDWIN	Mazda MX-5 Mk3	19	57.003		76.28 mph		122.77 kph	
--	---	---------------------	----------------	----	--------	--	-----------	--	------------	--

Time of issue incorrect

Weather / Track : Cloudy / Damp

These results are provisional until the conclusion of any judicial and technical matters.

Brands Hatch Indy

Circuit Length = 1.2079 miles

Start: 13:55 Flag 14:16 End: 14:17

Clerk Of Course :	Steward :	Timekeeper :
-------------------	-----------	--------------

 Results can be found at www.tsl-timing.com

Printed - 15:08 Saturday, 27 July 2019

BRSCC Mazda MX-5 SuperCup

RACE 1 - LAP CHART

LAP 1 @ 13:56:24.981			LAP 2 @ 13:57:24.453			LAP 3 @ 13:58:23.406			LAP 4 @ 13:59:22.142			LAP 5 @ 14:00:20.622		
NO	BEHIND	LAP TIME	NO	BEHIND	LAP TIME	NO	BEHIND	LAP TIME	NO	BEHIND	LAP TIME	NO	BEHIND	LAP TIME
1		1:06.503	1		59.472	1		58.953	1		58.736	1		58.480
43	0.329	1:06.832	43	0.659	59.802	43	0.277	58.571	43	0.187	58.646	43	0.870	59.163
9	0.551	1:07.054	56	1.128	59.399	56	0.761	58.586	56	0.702	58.677	56	2.510	1:00.288
56	1.201	1:07.704	9	1.354	1:00.275	8	1.366	58.495	8	1.171	58.541	9	2.673	59.635
8	1.492	1:07.995	8	1.824	59.804	9	1.731	59.330	9	1.518	58.523	8	3.289	1:00.598
48	2.287	1:08.790	48	2.791	59.976	48	3.407	59.569	48	3.750	59.079	48	3.738	58.468
16	2.811	1:09.314	16	3.554	1:00.215	16	4.000	59.399	16	4.439	59.175	223	7.459	59.299
29	2.911	1:09.414	223	4.538	1:00.220	223	5.750	1:00.165	223	6.640	59.626	91	7.834	58.296
223	3.790	1:10.293	91	5.492	59.653	91	7.087	1:00.548	91	8.018	59.667	29	8.744	58.733
18	4.723	1:11.226	18	5.642	1:00.391	18	7.113	1:00.424	18	8.256	59.879	18	8.937	59.161
91	5.311	1:11.814	29	7.886	1:04.447	29	8.313	59.380	29	8.491	58.914	99	14.152	1:00.305
44	5.943	1:12.446	99	9.121	1:02.336	99	10.666	1:00.498	99	12.327	1:00.397	44	15.004	1:00.373
96	6.079	1:12.582	96	9.142	1:02.535	44	12.002	1:01.148	44	13.111	59.845	16	16.834	1:10.875
99	6.257	1:12.760	44	9.807	1:03.336	36	12.577	1:01.590	36	14.847	1:01.006	36	17.016	1:00.649
36	6.698	1:13.201	36	9.940	1:02.714	69	13.888	1:01.831	69	15.615	1:00.463	69	17.376	1:00.241
69	7.081	1:13.584	69	11.010	1:03.401	96	15.258	1:05.069	96	18.036	1:01.514	96	21.148	1:01.592

Weather / Track : Cloudy / Damp

Results can be found at www.tsl-timing.com

Page 1 of 4

Brands Hatch Indy
 Circuit Length = 1.2079 miles
 Start: 13:55 Flag 14:16 End: 14:17

Printed - 15:06 Saturday, 27 July 2019

BRSCC Mazda MX-5 SuperCup

RACE 1 - LAP CHART

LAP 6 @ 14:01:18.782			LAP 7 @ 14:02:16.913			LAP 8 @ 14:03:34.739			LAP 9 @ 14:05:06.631			LAP 10 @ 14:06:26.271		
NO	BEHIND	LAP TIME	NO	BEHIND	LAP TIME	NO	BEHIND	LAP TIME	NO	BEHIND	LAP TIME	NO	BEHIND	LAP TIME
1		58.160	1		58.131	1		1:17.826	1		1:31.892	1		1:19.640
43	0.387	57.677	43	0.522	58.266	43	0.823	1:18.127	43	0.710	1:31.779	43	0.473	1:19.403
56	2.273	57.923	56	1.637	57.495	56	1.432	1:17.621	56	1.370	1:31.830	56	1.020	1:19.290
9	2.591	58.078	9	2.067	57.607	9	1.773	1:17.532	9	1.856	1:31.975	9	1.278	1:19.062
8	2.964	57.835	8	3.062	58.229	8	2.248	1:17.012	8	2.712	1:32.356	8	1.542	1:18.470
48	3.795	58.217	48	4.206	58.542	48	3.055	1:16.675	48	3.187	1:32.024	48	2.067	1:18.520
91	8.695	59.021	223	10.875	59.429	223	3.918	1:10.869	223	4.047	1:32.021	223	2.927	1:18.520
223	9.577	1:00.278	18	12.385	59.565	18	4.768	1:10.209	18	4.733	1:31.857	18	3.272	1:18.179
29	9.682	59.098	99	19.638	1:01.888	99	6.212	1:04.400	99	5.499	1:31.179	99	3.406	1:17.547
18	10.951	1:00.174	16	20.104	1:00.958	16	6.745	1:04.467	16	6.165	1:31.312	16	3.638	1:17.113
99	15.881	59.889	44	20.929	1:01.823	44	7.515	1:04.412	44	6.780	1:31.157	44	5.071	1:17.931
44	17.237	1:00.393	36	23.278	1:02.154	36	8.580	1:03.128	36	7.523	1:30.835	36	5.590	1:17.707
16	17.277	58.603	69	23.972	1:02.331	69	9.265	1:03.119	69	8.101	1:30.728	69	6.276	1:17.815
36	19.255	1:00.399	29	25.509	1:13.958	29	10.784	1:03.101	29	9.776	1:30.884	29	6.433	1:16.297
69	19.772	1:00.556	96	29.112	1:02.923	96	13.912	1:02.626	96	10.294	1:28.274	96	7.121	1:16.467
96	24.320	1:01.332												

Weather / Track : Cloudy / Damp

Results can be found at www.tsl-timing.com

Page 2 of 4

Brands Hatch Indy
 Circuit Length = 1.2079 miles
 Start: 13:55 Flag 14:16 End: 14:17

Printed - 15:06 Saturday, 27 July 2019

BRSCC Mazda MX-5 SuperCup

RACE 1 - LAP CHART

LAP 11 @ 14:07:24.215			LAP 12 @ 14:08:22.078			LAP 13 @ 14:09:19.751			LAP 14 @ 14:10:17.561			LAP 15 @ 14:11:16.315		
NO	BEHIND	LAP TIME	NO	BEHIND	LAP TIME	NO	BEHIND	LAP TIME	NO	BEHIND	LAP TIME	NO	BEHIND	LAP TIME
1		57.944	1		57.863	1		57.673	1		57.810	56		58.300
43	0.221	57.692	43	0.201	57.843	43	0.413	57.885	43	0.148	57.545	1	0.144	58.898
56	0.489	57.413	56	0.334	57.708	56	0.538	57.877	56	0.454	57.726	43	0.537	59.143
9	0.728	57.394	9	0.637	57.772	9	0.786	57.822	8	1.580	58.433	9	1.254	58.391
8	1.334	57.736	8	0.992	57.521	8	0.957	57.638	9	1.617	58.641	8	1.529	58.703
48	2.031	57.908	48	1.959	57.791	48	1.912	57.626	48	1.819	57.717	48	2.181	59.116
223	3.108	58.125	223	3.770	58.525	223	4.162	58.065	223	4.635	58.283	223	4.574	58.693
18	3.691	58.363	18	4.222	58.394	18	4.989	58.440	18	5.501	58.322	16	5.086	58.244
16	3.750	58.056	16	4.879	58.992	16	5.135	57.929	16	5.596	58.271	18	5.237	58.490
99	5.669	1:00.207	99	6.181	58.375	99	7.471	58.963	99	8.841	59.180	29	8.807	58.519
44	6.812	59.685	29	8.027	58.653	29	8.195	57.841	29	9.042	58.657	99	9.667	59.580
29	7.237	58.748	36	9.153	59.347	36	10.456	58.976	36	11.990	59.344	36	12.542	59.306
36	7.669	1:00.023	44	9.178	1:00.229	69	12.130	59.978	69	14.317	59.997	69	15.525	59.962
69	8.222	59.890	69	9.825	59.466	96	20.996	1:00.365	96	23.702	1:00.516	96	25.895	1:00.947
96	8.510	59.333	96	18.304	1:07.657									

Weather / Track : Cloudy / Damp

Brands Hatch Indy
 Circuit Length = 1.2079 miles
 Start: 13:55 Flag 14:16 End: 14:17

BRSCC Mazda MX-5 SuperCup

RACE 1 - LAP CHART

LAP 16 @ 14:12:13.689			LAP 17 @ 14:13:11.294			LAP 18 @ 14:14:08.855			LAP 19 @ 14:15:06.068			LAP 20 @ 14:16:03.900		
NO	BEHIND	LAP TIME	NO	BEHIND	LAP TIME	NO	BEHIND	LAP TIME	NO	BEHIND	LAP TIME	NO	BEHIND	LAP TIME
56		57.374	56		57.605	56		57.561	56		57.213	1		57.647
1	0.165	57.395	1	0.153	57.593	1	0.169	57.577	1	0.185	57.229	9	1.226	58.042
43	0.268	57.105	43	0.334	57.671	43	0.501	57.728	43	0.392	57.104	43	1.459	58.899
9	0.977	57.097	9	0.711	57.339	9	1.226	58.076	9	1.016	57.003	8	1.650	57.640
8	1.402	57.247	8	1.068	57.271	8	1.403	57.896	8	1.842	57.652	48	3.842	58.052
48	2.768	57.961	48	2.928	57.765	48	2.986	57.619	48	3.622	57.849	16	7.586	57.590
223	5.478	58.278	16	6.674	58.650	16	7.223	58.110	16	7.828	57.818	223	9.557	58.492
16	5.629	57.917	223	6.913	59.040	223	7.801	58.449	223	8.897	58.309	18	9.717	58.149
18	6.910	59.047	18	7.483	58.178	18	8.601	58.679	18	9.400	58.012	29	9.725	58.054
29	9.227	57.794	29	9.228	57.606	29	9.020	57.353	29	9.503	57.696	99	16.205	59.154
99	10.911	58.618	99	12.207	58.901	99	13.442	58.796	99	14.883	58.654	56	18.445	1:16.277
36	14.112	58.944	36	15.538	59.031	36	17.300	59.323	36	19.035	58.948	36	20.905	59.702
69	17.819	59.668	69	19.391	59.177	69	21.366	59.536	69	23.750	59.597	69	25.413	59.495
96	28.433	59.912	96	31.092	1:00.264	96	33.975	1:00.444	96	36.342	59.580	96	37.953	59.443

Weather / Track : Cloudy / Damp

BRSCC Mazda MX-5 SuperCup

RACE 1 - LAP ANALYSIS

DIFF = Difference To Personal Best Lap

P1 1 Luke HERBERT				
LAP	LAP TIME	DIFF	MPH	TIME OF DAY
1 -	1:06.503	9.274	65.38	13:56:24.981
2 -	59.472	2.243	73.12	13:57:24.453
3 -	58.953	1.724	73.76	13:58:23.406
4 -	58.736	1.507	74.03	13:59:22.142
5 -	58.480	1.251	74.36	14:00:20.622
6 -	58.160	0.931	74.76	14:01:18.782
7 -	58.131	0.902	74.80	14:02:16.913
8 -	1:17.826	20.597	55.87	14:03:34.739
9 -	1:31.892	34.663	47.32	14:05:06.631
10 -	1:19.640	22.411	54.60	14:06:26.271
11 -	57.944	0.715	75.04	14:07:24.215
12 -	57.863	0.634	75.15	14:08:22.078
13 -	57.673	0.444	75.40	14:09:19.751
14 -	57.810	0.581	75.22	14:10:17.561
15 -	58.898	1.669	73.83	14:11:16.459
16 -	57.395 (2)	0.166	75.76	14:12:13.854
17 -	57.593	0.364	75.50	14:13:11.447
18 -	57.577 (3)	0.348	75.52	14:14:09.024
19 -	57.229 (1)		75.98	14:15:06.253
20 -	57.647	0.418	75.43	14:16:03.900

P2 9 James BLAKE-BALDWIN				
LAP	LAP TIME	DIFF	MPH	TIME OF DAY
1 -	1:07.054	10.051	64.85	13:56:25.532
2 -	1:00.275	3.272	72.14	13:57:25.807
3 -	59.330	2.327	73.29	13:58:25.137
4 -	58.523	1.520	74.30	13:59:23.660
5 -	59.635	2.632	72.92	14:00:23.295
6 -	58.078	1.075	74.87	14:01:21.373
7 -	57.607	0.604	75.48	14:02:18.980
8 -	1:17.532	20.529	56.08	14:03:36.512
9 -	1:31.975	34.972	47.28	14:05:08.487
10 -	1:19.062	22.059	55.00	14:06:27.549
11 -	57.394	0.391	75.76	14:07:24.943
12 -	57.772	0.769	75.27	14:08:22.715
13 -	57.822	0.819	75.20	14:09:20.537
14 -	58.641	1.638	74.15	14:10:19.178
15 -	58.391	1.388	74.47	14:11:17.569
16 -	57.097 (2)	0.094	76.16	14:12:14.666
17 -	57.339 (3)	0.336	75.84	14:13:12.005
18 -	58.076	1.073	74.87	14:14:10.081
19 -	57.003 (1)		76.28	14:15:07.084
20 -	58.042	1.039	74.92	14:16:05.126

P3 43 Jack HARDING				
LAP	LAP TIME	DIFF	MPH	TIME OF DAY
1 -	1:06.832	9.728	65.06	13:56:25.310
2 -	59.802	2.698	72.71	13:57:25.112
3 -	58.571	1.467	74.24	13:58:23.683
4 -	58.646	1.542	74.15	13:59:22.329
5 -	59.163	2.059	73.50	14:00:21.492
6 -	57.677	0.573	75.39	14:01:19.169
7 -	58.266	1.162	74.63	14:02:17.435
8 -	1:18.127	21.023	55.66	14:03:35.562
9 -	1:31.779	34.675	47.38	14:05:07.341
10 -	1:19.403	22.299	54.76	14:06:26.744
11 -	57.692	0.588	75.37	14:07:24.436
12 -	57.843	0.739	75.17	14:08:22.279
13 -	57.885	0.781	75.12	14:09:20.164
14 -	57.545 (3)	0.441	75.56	14:10:17.709

DIFF = Difference To Personal Best Lap

15 -	59.143	2.039	73.52	14:11:16.852
16 -	57.105 (2)	0.001	76.15	14:12:13.957
17 -	57.671	0.567	75.40	14:13:11.628
18 -	57.728	0.624	75.32	14:14:09.356
19 -	57.104 (1)		76.15	14:15:06.460
20 -	58.899	1.795	73.83	14:16:05.359

P4 8 Aidan HILLS				
LAP	LAP TIME	DIFF	MPH	TIME OF DAY
1 -	1:07.995	10.748	63.95	13:56:26.473
2 -	59.804	2.557	72.71	13:57:26.277
3 -	58.495	1.248	74.34	13:58:24.772
4 -	58.541	1.294	74.28	13:59:23.313
5 -	1:00.598	3.351	71.76	14:00:23.911
6 -	57.835	0.588	75.18	14:01:21.746
7 -	58.229	0.982	74.68	14:02:19.975
8 -	1:17.012	19.765	56.46	14:03:36.987
9 -	1:32.356	35.109	47.08	14:05:09.343
10 -	1:18.470	21.223	55.41	14:06:27.813
11 -	57.736	0.489	75.31	14:07:25.549
12 -	57.521 (3)	0.274	75.60	14:08:23.070
13 -	57.638	0.391	75.44	14:09:20.708
14 -	58.433	1.186	74.42	14:10:19.141
15 -	58.703	1.456	74.07	14:11:17.844
16 -	57.247 (1)		75.96	14:12:15.091
17 -	57.271 (2)	0.024	75.93	14:13:12.362
18 -	57.896	0.649	75.11	14:14:10.258
19 -	57.652	0.405	75.42	14:15:07.910
20 -	57.640	0.393	75.44	14:16:05.550

P5 48 William STACEY				
LAP	LAP TIME	DIFF	MPH	TIME OF DAY
1 -	1:08.790	11.171	63.21	13:56:27.268
2 -	59.976	2.357	72.50	13:57:27.244
3 -	59.569	1.950	73.00	13:58:26.813
4 -	59.079	1.460	73.60	13:59:25.892
5 -	58.468	0.849	74.37	14:00:24.360
6 -	58.217	0.598	74.69	14:01:22.577
7 -	58.542	0.923	74.28	14:02:21.119
8 -	1:16.675	19.056	56.71	14:03:37.794
9 -	1:32.024	34.405	47.25	14:05:09.818
10 -	1:18.520	20.901	55.38	14:06:28.338
11 -	57.908	0.289	75.09	14:07:26.246
12 -	57.791	0.172	75.24	14:08:24.037
13 -	57.626 (2)	0.007	75.46	14:09:21.663
14 -	57.717 (3)	0.098	75.34	14:10:19.380
15 -	59.116	1.497	73.56	14:11:18.496
16 -	57.961	0.342	75.02	14:12:16.457
17 -	57.765	0.146	75.28	14:13:14.222
18 -	57.619 (1)		75.47	14:14:11.841
19 -	57.849	0.230	75.17	14:15:09.690
20 -	58.052	0.433	74.90	14:16:07.742

P6 16 Simon BALDWIN (M)				
LAP	LAP TIME	DIFF	MPH	TIME OF DAY
1 -	1:09.314	11.724	62.73	13:56:27.792
2 -	1:00.215	2.625	72.21	13:57:28.007
3 -	59.399	1.809	73.21	13:58:27.406
4 -	59.175	1.585	73.48	13:59:26.581
5 -	1:10.875	13.285	61.35	14:00:37.456
6 -	58.603	1.013	74.20	14:01:36.059
7 -	1:00.958	3.368	71.33	14:02:37.017

Weather / Track : Cloudy / Damp

Brands Hatch Indy
Circuit Length = 1.2079 miles
Start: 13:55 Flag 14:16 End: 14:17

BRSCC Mazda MX-5 SuperCup

RACE 1 - LAP ANALYSIS

DIFF = Difference To Personal Best Lap

8 -	1:04.467	6.877	67.45	14:03:41.484
9 -	1:31.312	33.722	47.62	14:05:12.796
10 -	1:17.113	19.523	56.39	14:06:29.909
11 -	58.056	0.466	74.90	14:07:27.965
12 -	58.992	1.402	73.71	14:08:26.957
13 -	57.929	0.339	75.06	14:09:24.886
14 -	58.271	0.681	74.62	14:10:23.157
15 -	58.244	0.654	74.66	14:11:21.401
16 -	57.917 (3)	0.327	75.08	14:12:19.318
17 -	58.650	1.060	74.14	14:13:17.968
18 -	58.110	0.520	74.83	14:14:16.078
19 -	57.818 (2)	0.228	75.21	14:15:13.896
20 -	57.590 (1)		75.50	14:16:11.486

P7 223 Garry TOWNSEND (M)

LAP	LAP TIME	DIFF	MPH	TIME OF DAY
1 -	1:10.293	12.228	61.86	13:56:28.771
2 -	1:00.220	2.155	72.21	13:57:28.991
3 -	1:00.165	2.100	72.27	13:58:29.156
4 -	59.626	1.561	72.93	13:59:28.782
5 -	59.299	1.234	73.33	14:00:28.081
6 -	1:00.278	2.213	72.14	14:01:28.359
7 -	59.429	1.364	73.17	14:02:27.788
8 -	1:10.869	12.804	61.36	14:03:38.657
9 -	1:32.021	33.956	47.25	14:05:10.678
10 -	1:18.520	20.455	55.38	14:06:29.198
11 -	58.125 (2)	0.060	74.81	14:07:27.323
12 -	58.525	0.460	74.30	14:08:25.848
13 -	58.065 (1)		74.89	14:09:23.913
14 -	58.283	0.218	74.61	14:10:22.196
15 -	58.693	0.628	74.09	14:11:20.889
16 -	58.278 (3)	0.213	74.61	14:12:19.167
17 -	59.040	0.975	73.65	14:13:18.207
18 -	58.449	0.384	74.39	14:14:16.656
19 -	58.309	0.244	74.57	14:15:14.965
20 -	58.492	0.427	74.34	14:16:13.457

P8 18 Paul SHEARD (M)

LAP	LAP TIME	DIFF	MPH	TIME OF DAY
1 -	1:11.226	13.214	61.05	13:56:29.704
2 -	1:00.391	2.379	72.00	13:57:30.095
3 -	1:00.424	2.412	71.96	13:58:30.519
4 -	59.879	1.867	72.62	13:59:30.398
5 -	59.161	1.149	73.50	14:00:29.559
6 -	1:00.174	2.162	72.26	14:01:29.733
7 -	59.565	1.553	73.00	14:02:29.298
8 -	1:10.209	12.197	61.93	14:03:39.507
9 -	1:31.857	33.845	47.34	14:05:11.364
10 -	1:18.179	20.167	55.62	14:06:29.543
11 -	58.363	0.351	74.50	14:07:27.906
12 -	58.394	0.382	74.47	14:08:26.300
13 -	58.440	0.428	74.41	14:09:24.740
14 -	58.322	0.310	74.56	14:10:23.062
15 -	58.490	0.478	74.34	14:11:21.552
16 -	59.047	1.035	73.64	14:12:20.599
17 -	58.178 (3)	0.166	74.74	14:13:18.777
18 -	58.679	0.667	74.10	14:14:17.456
19 -	58.012 (1)		74.96	14:15:15.468
20 -	58.149 (2)	0.137	74.78	14:16:13.617

DIFF = Difference To Personal Best Lap

P9 29 Patrick FLETCHER				
LAP	LAP TIME	DIFF	MPH	TIME OF DAY
1 -	1:09.414	12.061	62.64	13:56:27.892
2 -	1:04.447	7.094	67.47	13:57:32.339
3 -	59.380	2.027	73.23	13:58:31.719
4 -	58.914	1.561	73.81	13:59:30.633
5 -	58.733	1.380	74.04	14:00:29.366
6 -	59.098	1.745	73.58	14:01:28.464
7 -	1:13.958	16.605	58.79	14:02:42.422
8 -	1:03.101	5.748	68.91	14:03:45.523
9 -	1:30.884	33.531	47.84	14:05:16.407
10 -	1:16.297	18.944	56.99	14:06:32.704
11 -	58.748	1.395	74.02	14:07:31.452
12 -	58.653	1.300	74.14	14:08:30.105
13 -	57.841	0.488	75.18	14:09:27.946
14 -	58.657	1.304	74.13	14:10:26.603
15 -	58.519	1.166	74.31	14:11:25.122
16 -	57.794	0.441	75.24	14:12:22.916
17 -	57.606 (2)	0.253	75.48	14:13:20.522
18 -	57.353 (1)		75.82	14:14:17.875
19 -	57.696 (3)	0.343	75.37	14:15:15.571
20 -	58.054	0.701	74.90	14:16:13.625

P10 99 Nick RUTTER (M)

LAP	LAP TIME	DIFF	MPH	TIME OF DAY
1 -	1:12.760	14.385	59.76	13:56:31.238
2 -	1:02.336	3.961	69.76	13:57:33.574
3 -	1:00.498	2.123	71.88	13:58:34.072
4 -	1:00.397	2.022	72.00	13:59:34.469
5 -	1:00.305	1.930	72.11	14:00:34.774
6 -	59.889	1.514	72.61	14:01:34.663
7 -	1:01.888	3.513	70.26	14:02:36.551
8 -	1:04.400	6.025	67.52	14:03:40.951
9 -	1:31.179	32.804	47.69	14:05:12.130
10 -	1:17.547	19.172	56.07	14:06:29.677
11 -	1:00.207	1.832	72.22	14:07:29.884
12 -	58.375 (1)		74.49	14:08:28.259
13 -	58.963	0.588	73.75	14:09:27.222
14 -	59.180	0.805	73.48	14:10:26.402
15 -	59.580	1.205	72.98	14:11:25.982
16 -	58.618 (2)	0.243	74.18	14:12:24.600
17 -	58.901	0.526	73.82	14:13:23.501
18 -	58.796	0.421	73.96	14:14:22.297
19 -	58.654 (3)	0.279	74.13	14:15:20.951
20 -	59.154	0.779	73.51	14:16:20.105

P11 56 Steve ROBERTS

LAP	LAP TIME	DIFF	MPH	TIME OF DAY
1 -	1:07.704	10.491	64.22	13:56:26.182
2 -	59.399	2.186	73.21	13:57:25.581
3 -	58.586	1.373	74.22	13:58:24.167
4 -	58.677	1.464	74.11	13:59:22.844
5 -	1:00.288	3.075	72.13	14:00:23.132
6 -	57.923	0.710	75.07	14:01:21.055
7 -	57.495	0.282	75.63	14:02:18.550
8 -	1:17.621	20.408	56.02	14:03:36.171
9 -	1:31.830	34.617	47.35	14:05:08.001
10 -	1:19.290	22.077	54.84	14:06:27.291
11 -	57.413 (3)	0.200	75.74	14:07:24.704
12 -	57.708	0.495	75.35	14:08:22.412
13 -	57.877	0.664	75.13	14:09:20.289
14 -	57.726	0.513	75.33	14:10:18.015

Weather / Track : Cloudy / Damp

Brands Hatch Indy
Circuit Length = 1.2079 miles
Start: 13:55 Flag 14:16 End: 14:17

BRSCC Mazda MX-5 SuperCup

RACE 1 - LAP ANALYSIS

DIFF = Difference To Personal Best Lap

15 -	58.300	1.087	74.59	14:11:16.315
16 -	57.374 (2)	0.161	75.79	14:12:13.689
17 -	57.605	0.392	75.49	14:13:11.294
18 -	57.561	0.348	75.54	14:14:08.855
19 -	57.213 (1)		76.00	14:15:06.068
20 -	1:16.277	19.064	57.01	14:16:22.345

P12 36 David HENDERSON

LAP	LAP TIME	DIFF	MPH	TIME OF DAY
1 -	1:13.201	14.257	59.40	13:56:31.679
2 -	1:02.714	3.770	69.34	13:57:34.393
3 -	1:01.590	2.646	70.60	13:58:35.983
4 -	1:01.006	2.062	71.28	13:59:36.989
5 -	1:00.649	1.705	71.70	14:00:37.638
6 -	1:00.399	1.455	71.99	14:01:38.037
7 -	1:02.154	3.210	69.96	14:02:40.191
8 -	1:03.128	4.184	68.88	14:03:43.319
9 -	1:30.835	31.891	47.87	14:05:14.154
10 -	1:17.707	18.763	55.96	14:06:31.861
11 -	1:00.023	1.079	72.44	14:07:31.884
12 -	59.347	0.403	73.27	14:08:31.231
13 -	58.976 (3)	0.032	73.73	14:09:30.207
14 -	59.344	0.400	73.27	14:10:29.551
15 -	59.306	0.362	73.32	14:11:28.857
16 -	58.944 (1)		73.77	14:12:27.801
17 -	59.031	0.087	73.66	14:13:26.832
18 -	59.323	0.379	73.30	14:14:26.155
19 -	58.948 (2)	0.004	73.77	14:15:25.103
20 -	59.702	0.758	72.83	14:16:24.805

P13 69 George GRANT (M)

LAP	LAP TIME	DIFF	MPH	TIME OF DAY
1 -	1:13.584	14.407	59.09	13:56:32.062
2 -	1:03.401	4.224	68.58	13:57:35.463
3 -	1:01.831	2.654	70.33	13:58:37.294
4 -	1:00.463	1.286	71.92	13:59:37.757
5 -	1:00.241	1.064	72.18	14:00:37.998
6 -	1:00.556	1.379	71.81	14:01:38.554
7 -	1:02.331	3.154	69.76	14:02:40.885
8 -	1:03.119	3.942	68.89	14:03:44.004
9 -	1:30.728	31.551	47.93	14:05:14.732
10 -	1:17.815	18.638	55.88	14:06:32.547
11 -	59.890	0.713	72.60	14:07:32.437
12 -	59.466 (2)	0.289	73.12	14:08:31.903
13 -	59.978	0.801	72.50	14:09:31.881
14 -	59.997	0.820	72.48	14:10:31.878
15 -	59.962	0.785	72.52	14:11:31.840
16 -	59.668	0.491	72.88	14:12:31.508
17 -	59.177 (1)		73.48	14:13:30.685
18 -	59.536	0.359	73.04	14:14:30.221
19 -	59.597	0.420	72.96	14:15:29.818
20 -	59.495 (3)	0.318	73.09	14:16:29.313

P14 96 Christopher RICHARDSON

LAP	LAP TIME	DIFF	MPH	TIME OF DAY
1 -	1:12.582	13.249	59.91	13:56:31.060
2 -	1:02.535	3.202	69.53	13:57:33.595
3 -	1:05.069	5.736	66.83	13:58:38.664
4 -	1:01.514	2.181	70.69	13:59:40.178
5 -	1:01.592	2.259	70.60	14:00:41.770
6 -	1:01.332	1.999	70.90	14:01:43.102
7 -	1:02.923	3.590	69.10	14:02:46.025

DIFF = Difference To Personal Best Lap

8 -	1:02.626	3.293	69.43	14:03:48.651
9 -	1:28.274	28.941	49.26	14:05:16.925
10 -	1:16.467	17.134	56.86	14:06:33.392
11 -	59.333 (1)		73.29	14:07:32.725
12 -	1:07.657	8.324	64.27	14:08:40.382
13 -	1:00.365	1.032	72.03	14:09:40.747
14 -	1:00.516	1.183	71.85	14:10:41.263
15 -	1:00.947	1.614	71.35	14:11:42.210
16 -	59.912	0.579	72.58	14:12:42.122
17 -	1:00.264	0.931	72.15	14:13:42.386
18 -	1:00.444	1.111	71.94	14:14:42.830
19 -	59.580 (3)	0.247	72.98	14:15:42.410
20 -	59.443 (2)	0.110	73.15	14:16:41.853

P15 44 Bradley KENT

LAP	LAP TIME	DIFF	MPH	TIME OF DAY
1 -	1:12.446	12.761	60.02	13:56:30.924
2 -	1:03.336	3.651	68.65	13:57:34.260
3 -	1:01.148	1.463	71.11	13:58:35.408
4 -	59.845 (2)	0.160	72.66	13:59:35.253
5 -	1:00.373	0.688	72.02	14:00:35.626
6 -	1:00.393	0.708	72.00	14:01:36.019
7 -	1:01.823	2.138	70.33	14:02:37.842
8 -	1:04.412	4.727	67.51	14:03:42.254
9 -	1:31.157	31.472	47.70	14:05:13.411
10 -	1:17.931	18.246	55.80	14:06:31.342
11 -	59.685 (1)		72.85	14:07:31.027
12 -	1:00.229 (3)	0.544	72.20	14:08:31.256

P16 91 Jack SYCAMORE

LAP	LAP TIME	DIFF	MPH	TIME OF DAY
1 -	1:11.814	13.518	60.55	13:56:30.292
2 -	59.653 (3)	1.357	72.89	13:57:29.945
3 -	1:00.548	2.252	71.82	13:58:30.493
4 -	59.667	1.371	72.88	13:59:30.160
5 -	58.296 (1)		74.59	14:00:28.456
6 -	59.021 (2)	0.725	73.67	14:01:27.477

Weather / Track : Cloudy / Damp

Brands Hatch Indy

Circuit Length = 1.2079 miles

Start: 13:55 Flag 14:16 End: 14:17

BRSCC Mazda MX-5 SuperCup

RACE 1 - STATISTICS

Competitors Started 16
Planned Start 2019-07-27 @ 13:50:00.000
Actual Start 2019-07-27 @ 13:55:18.477
Finish Time 2019-07-27 @ 14:16:01.151
Track Length 1.2079mi.
Total Laps 298
Total Distance Covered 359.9677mi.

Session Fastest Lap History

NO	NAME	LAP TIME	TIME OF DAY	LAP	VEHICLE
1	Luke HERBERT	1:06.503	13:56:24.995	1	Mazda MX-5 Mk3
1	Luke HERBERT	59.472	13:57:24.465	2	Mazda MX-5 Mk3
56	Steve ROBERTS	59.399	13:57:25.594	2	Mazda MX-5 Mk3
1	Luke HERBERT	58.953	13:58:23.417	3	Mazda MX-5 Mk3
43	Jack HARDING	58.571	13:58:23.698	3	Mazda MX-5 Mk3
8	Aidan HILLS	58.495	13:58:24.786	3	Mazda MX-5 Mk3
1	Luke HERBERT	58.480	14:00:20.633	5	Mazda MX-5 Mk3
48	William STACEY	58.468	14:00:24.373	5	Mazda MX-5 Mk3
91	Jack SYCAMORE	58.296	14:00:28.471	5	Mazda MX-5 Mk3
1	Luke HERBERT	58.160	14:01:18.794	6	Mazda MX-5 Mk3
43	Jack HARDING	57.677	14:01:19.184	6	Mazda MX-5 Mk3
56	Steve ROBERTS	57.495	14:02:18.564	7	Mazda MX-5 Mk3
56	Steve ROBERTS	57.413	14:07:24.717	11	Mazda MX-5 Mk3
9	James BLAKE-BALDWIN	57.394	14:07:24.954	11	Mazda MX-5 Mk3
56	Steve ROBERTS	57.374	14:12:13.702	16	Mazda MX-5 Mk3
43	Jack HARDING	57.105	14:12:13.957	16	Mazda MX-5 Mk3
9	James BLAKE-BALDWIN	57.097	14:12:14.678	16	Mazda MX-5 Mk3
9	James BLAKE-BALDWIN	57.003	14:15:07.096	19	Mazda MX-5 Mk3

Session Leader History

NO	NAME	FROM LAP	LAPS LED	DISTANCE	VEHICLE
1	Luke HERBERT	1	14	16.91 miles	Mazda MX-5 Mk3
56	Steve ROBERTS	15	5	6.03 miles	Mazda MX-5 Mk3
1	Luke HERBERT	20	1	1.20 miles	Mazda MX-5 Mk3

Flag History

TYPE	TIME OF DAY
GREEN	13:55:18.477
SAFETY	14:02:31.454
GREEN	14:06:20.810
FINISH	14:16:01.151

Flag Statistics

TYPE	COUNT	TOTAL LAPS	TOTAL TIME
Green	2	18	18:16.937
Red	0	0	0.000
Safety Car	1	2	3:49.355
FCY	0	0	0.000

Weather / Track : Cloudy / Damp

These results are provisional until the conclusion of any judicial and technical matters.

Brands Hatch Indy

Circuit Length = 1.2079 miles

Start: 13:55 Flag 14:16 End: 14:17

Clerk Of Course :		Timekeeper :
-------------------	--	--------------



BRSCC Mazda MX-5 SuperCup

RACE 7 - CLASSIFICATION

POS	NO	NAME	ENTRY	LAPS	TIME	GAP	DIFF	MPH	BEST	ON
1	1	Luke HERBERT	Mazda MX-5 Mk3	22	20:44.728			76.85	55.770	4
2	43	Jack HARDING	Mazda MX-5 Mk3	22	20:44.939	0.211	0.211	76.84	55.628	4
3	9	James BLAKE-BALDWIN	Mazda MX-5 Mk3	22	20:45.419	0.691	0.480	76.81	55.479	4
4	8	Aidan HILLS	Mazda MX-5 Mk3	22	20:46.085	1.357	0.666	76.77	55.568	3
5	56*	Steve ROBERTS	Mazda MX-5 Mk3	22	20:51.742	7.014	5.657	76.42	55.944	8
6	91	Jack SYCAMORE	Mazda MX-5 Mk3	22	20:59.623	14.895	7.881	75.95	56.255	6
7	29	Patrick FLETCHER	Mazda MX-5 Mk3	22	21:00.579	15.851	0.956	75.89	56.140	7
8	48	William STACEY	Mazda MX-5 Mk3	22	21:01.431	16.703	0.852	75.84	56.087	7
9	18	Paul SHEARD (M)	Mazda MX-5 Mk3	22	21:08.598	23.870	7.167	75.41	56.611	2
10	36	David HENDERSON	Mazda MX-5 Mk3	22	21:10.367	25.639	1.769	75.30	56.852	5
11	99	Nick RUTTER (M)	Mazda MX-5 Mk3	22	21:10.676	25.948	0.309	75.29	56.404	7
12	223*	Garry TOWNSEND (M)	Mazda MX-5 Mk3	22	21:13.073	28.345	2.397	75.14	56.247	6
13	96	Christopher RICHARDSON	Mazda MX-5 Mk3	22	21:18.688	33.960	5.615	74.81	57.184	3
14	69	George GRANT (M)	Mazda MX-5 Mk3	22	21:23.724	38.996	5.036	74.52	57.339	6
15	16	Simon BALDWIN (M)	Mazda MX-5 Mk3	22	21:30.668	45.940	6.944	74.12	55.994	8

NOT CLASSIFIED

DNF	44	Bradley KENT	Mazda MX-5 Mk3	5	5:03.278	17 Laps	17 Laps	71.69	57.937	3
-----	----	--------------	----------------	---	----------	---------	---------	-------	--------	---

FASTEST LAP

	9	James BLAKE-BALDWIN	Mazda MX-5 Mk3	4	55.479			78.38 mph	126.14 kph	
--	---	---------------------	----------------	---	--------	--	--	-----------	------------	--

Car 56 & 223 – 5 Second penalty for exceeding track limits

Brands Hatch Indy
 Circuit Length = 1.2079 miles
 Start: 10:27 Flag 10:47 End: 10:49

Weather / Track : Cloudy / Dry

These results are provisional until the conclusion of any judicial and technical matters.

Clerk Of Course :	Steward :	Timekeeper :
-------------------	-----------	--------------

Results can be found at www.tsl-timing.com

Printed - 10:52 Sunday, 28 July 2019

BRSCC Mazda MX-5 SuperCup

RACE 7 - LAP CHART

LAP 1 @ 10:28:19.879			LAP 2 @ 10:29:15.828			LAP 3 @ 10:30:11.732			LAP 4 @ 10:31:07.502			LAP 5 @ 10:32:03.609		
NO	BEHIND	LAP TIME	NO	BEHIND	LAP TIME	NO	BEHIND	LAP TIME	NO	BEHIND	LAP TIME	NO	BEHIND	LAP TIME
1		1:02.755	1		55.949	1		55.904	1		55.770	1		56.107
43	0.524	1:03.279	43	0.519	55.944	43	0.391	55.776	43	0.249	55.628	43	0.152	56.010
9	1.416	1:04.171	9	1.175	55.708	9	0.900	55.629	9	0.609	55.479	9	0.346	55.844
8	1.596	1:04.351	8	1.558	55.911	8	1.222	55.568	8	1.186	55.734	8	0.680	55.601
16	2.021	1:04.776	16	2.937	56.865	16	3.721	56.688	56	4.912	56.612	56	5.249	56.444
56	2.223	1:04.978	48	3.404	57.119	48	3.963	56.463	48	5.080	56.887	48	5.634	56.661
48	2.234	1:04.989	29	3.644	57.192	56	4.070	56.218	16	5.186	57.235	29	5.737	56.591
29	2.401	1:05.156	56	3.756	57.482	29	4.460	56.720	29	5.253	56.563	16	6.789	57.710
91	2.943	1:05.698	91	3.906	56.912	91	4.704	56.702	91	5.719	56.785	223	7.034	57.179
223	3.432	1:06.187	223	4.157	56.674	223	5.098	56.845	223	5.962	56.634	91	7.185	57.573
36	3.744	1:06.499	36	4.945	57.150	36	5.992	56.951	36	7.162	56.940	36	7.907	56.852
99	4.189	1:06.944	99	5.323	57.083	99	6.257	56.838	99	7.602	57.115	99	8.094	56.599
18	5.277	1:08.032	18	5.939	56.611	18	7.337	57.302	18	8.508	56.941	18	9.218	56.817
96	5.552	1:08.307	96	7.246	57.643	96	8.526	57.184	96	10.106	57.350	96	11.355	57.356
44	6.223	1:08.978	69	8.696	57.670	69	10.228	57.436	69	12.139	57.681	69	14.380	58.348
69	6.975	1:09.730	44	8.878	58.604	44	10.911	57.937	44	13.642	58.501	44	16.793	59.258

Weather / Track : Cloudy / Dry

BRSCC Mazda MX-5 SuperCup

RACE 7 - LAP CHART

LAP 6 @ 10:33:00.104			LAP 7 @ 10:33:56.284			LAP 8 @ 10:34:52.282			LAP 9 @ 10:35:48.302			LAP 10 @ 10:36:44.315		
NO	BEHIND	LAP TIME	NO	BEHIND	LAP TIME	NO	BEHIND	LAP TIME	NO	BEHIND	LAP TIME	NO	BEHIND	LAP TIME
1		56.495	1		56.180	1		55.998	1		56.020	1		56.013
43	0.144	56.487	9	0.718	56.013	9	0.768	56.048	9	0.587	55.839	9	0.236	55.662
8	0.602	56.417	8	0.778	56.356	43	1.059	56.173	8	1.277	56.109	43	1.647	56.205
9	0.885	57.034	43	0.884	56.920	8	1.188	56.408	43	1.455	56.416	8	1.830	56.566
56	4.958	56.204	56	4.755	55.977	56	4.701	55.944	56	4.749	56.068	56	4.958	56.222
48	5.377	56.238	48	5.284	56.087	48	5.587	56.301	48	5.944	56.377	29	6.456	56.413
29	5.480	56.238	29	5.440	56.140	29	5.697	56.255	29	6.056	56.379	48	6.713	56.782
16	6.418	56.124	16	6.474	56.236	16	6.470	55.994	16	6.819	56.369	16	7.126	56.320
223	6.786	56.247	223	7.029	56.423	223	7.344	56.313	91	7.934	56.320	91	8.343	56.422
91	6.945	56.255	91	7.306	56.541	91	7.634	56.326	99	11.704	56.784	223	13.199	57.397
36	8.282	56.870	36	9.009	56.907	99	10.940	57.835	223	11.815	1:00.491	99	13.339	57.648
99	8.879	57.280	99	9.103	56.404	36	11.265	58.254	36	12.623	57.378	18	14.062	56.968
18	9.738	57.015	18	10.801	57.243	18	11.983	57.180	18	13.107	57.144	36	14.401	57.791
96	12.381	57.521	96	14.329	58.128	96	15.966	57.635	96	17.317	57.371	96	18.607	57.303
69	15.224	57.339	69	16.930	57.886	69	18.451	57.519	69	20.113	57.682	69	21.965	57.865

Weather / Track : Cloudy / Dry

Results can be found at www.tsl-timing.com

Page 2 of 5

Brands Hatch Indy
Circuit Length = 1.2079 miles
Start: 10:27 Flag 10:47 End: 10:49

Printed - 11:22 Sunday, 28 July 2019

BRSCC Mazda MX-5 SuperCup

RACE 7 - LAP CHART

LAP 11 @ 10:37:40.450			LAP 12 @ 10:38:36.726			LAP 13 @ 10:39:33.182			LAP 14 @ 10:40:29.632			LAP 15 @ 10:41:26.188		
NO	BEHIND	LAP TIME	NO	BEHIND	LAP TIME	NO	BEHIND	LAP TIME	NO	BEHIND	LAP TIME	NO	BEHIND	LAP TIME
1		56.135	1		56.276	1		56.456	1		56.450	1		56.556
9	0.227	56.126	9	0.196	56.245	9	0.218	56.478	9	0.191	56.423	9	0.136	56.501
43	1.253	55.741	43	0.706	55.729	43	0.388	56.138	43	0.420	56.482	43	0.325	56.461
8	1.533	55.838	8	0.893	55.636	8	0.672	56.235	8	0.650	56.428	8	0.597	56.503
56	4.862	56.039	56	4.833	56.247	56	4.569	56.192	56	4.287	56.168	56	3.941	56.210
29	6.820	56.499	29	6.852	56.308	29	7.224	56.828	48	8.492	56.912	48	9.354	57.418
48	7.025	56.447	48	7.649	56.900	48	8.030	56.837	16	8.582	56.894	91	9.409	57.107
16	7.220	56.229	16	7.778	56.834	16	8.138	56.816	91	8.858	56.655	16	10.361	58.335
91	8.629	56.421	91	8.799	56.446	91	8.653	56.310	29	11.254	1:00.480	29	12.045	57.347
223	13.764	56.700	223	14.543	57.055	223	15.404	57.317	223	15.885	56.931	223	16.304	56.975
18	15.475	57.548	18	16.534	57.335	18	17.115	57.037	18	18.205	57.540	18	19.180	57.531
36	16.784	58.518	36	17.681	57.173	36	18.739	57.514	36	20.241	57.952	36	20.799	57.114
99	16.907	59.703	99	17.931	57.300	99	18.740	57.265	99	20.424	58.134	99	20.960	57.092
96	19.964	57.492	96	20.991	57.303	96	22.349	57.814	96	23.451	57.552	96	24.650	57.755
69	23.849	58.019	69	25.315	57.742	69	26.792	57.933	69	27.827	57.485	69	29.001	57.730

Weather / Track : Cloudy / Dry

Results can be found at www.tsl-timing.com

Page 3 of 5

Brands Hatch Indy
Circuit Length = 1.2079 miles
Start: 10:27 Flag 10:47 End: 10:49

Printed - 11:22 Sunday, 28 July 2019

BRSCC Mazda MX-5 SuperCup

RACE 7 - LAP CHART

LAP 16 @ 10:42:22.801			LAP 17 @ 10:43:19.511			LAP 18 @ 10:44:15.751			LAP 19 @ 10:45:11.897			LAP 20 @ 10:46:08.102		
NO	BEHIND	LAP TIME	NO	BEHIND	LAP TIME	NO	BEHIND	LAP TIME	NO	BEHIND	LAP TIME	NO	BEHIND	LAP TIME
1		56.613	1		56.710	1		56.240	1		56.146	1		56.205
9	0.159	56.636	43	0.644	57.030	43	1.027	56.623	43	0.789	55.908	43	0.354	55.770
43	0.324	56.612	9	0.669	57.220	9	1.185	56.756	9	1.086	56.047	9	0.592	55.711
8	0.564	56.580	8	0.839	56.985	8	1.369	56.770	8	1.446	56.223	8	1.475	56.234
56	3.361	56.033	56	2.832	56.181	56	2.821	56.229	56	2.812	56.137	56	2.939	56.332
91	10.345	57.549	91	10.511	56.876	91	11.155	56.884	91	13.317	58.308	91	14.139	57.027
48	10.652	57.911	16	10.922	56.805	16	11.252	56.570	16	13.863	58.757	16	14.663	57.005
16	10.827	57.079	48	11.033	57.091	48	12.067	57.274	48	13.889	57.968	48	15.496	57.812
29	12.451	57.019	29	12.492	56.751	29	12.693	56.441	29	14.145	57.598	29	15.628	57.688
223	17.138	57.447	223	17.949	57.521	223	19.219	57.510	223	20.697	57.624	223	21.725	57.233
18	20.277	57.710	18	20.801	57.234	18	21.633	57.072	18	22.449	56.962	18	23.507	57.263
36	21.629	57.443	36	22.389	57.470	36	23.185	57.036	36	24.287	57.248	36	25.361	57.279
99	22.125	57.778	99	22.523	57.108	99	23.643	57.360	99	24.676	57.179	99	25.706	57.235
96	25.724	57.687	96	26.494	57.480	96	28.100	57.846	96	29.459	57.505	96	30.814	57.560
69	30.193	57.805	69	31.096	57.613	69	32.944	58.088	69	34.533	57.735	69	35.994	57.666

Weather / Track : Cloudy / Dry

Results can be found at www.tsl-timing.com

Page 4 of 5

Brands Hatch Indy
Circuit Length = 1.2079 miles
Start: 10:27 Flag 10:47 End: 10:49

Printed - 11:22 Sunday, 28 July 2019

BRSCC Mazda MX-5 SuperCup

RACE 7 - LAP CHART

LAP 21 @ 10:47:04.935			LAP 22 @ 10:48:01.852		
NO	BEHIND	LAP TIME	NO	BEHIND	LAP TIME
1		56.833	1		56.917
43	0.235	56.714	43	0.211	56.893
9	0.402	56.643	9	0.691	57.206
8	0.908	56.266	8	1.357	57.366
56	2.478	56.372	56	2.014	56.453
91	14.352	57.046	91	14.895	57.460
29	16.028	57.233	29	15.851	56.740
48	16.403	57.740	48	16.703	57.217
223	22.527	57.635	223	23.345	57.735
18	23.767	57.093	18	23.870	57.020
36	25.541	57.013	36	25.639	57.015
99	26.009	57.136	99	25.948	56.856
96	32.822	58.841	96	33.960	58.055
69	37.683	58.522	69	38.996	58.230
16	41.954	1:24.124	16	45.940	1:00.903

Weather / Track : Cloudy / Dry

Results can be found at www.tsl-timing.com

Page 5 of 5

Brands Hatch Indy
Circuit Length = 1.2079 miles
Start: 10:27 Flag 10:47 End: 10:49

Printed - 11:22 Sunday, 28 July 2019

BRSCC Mazda MX-5 SuperCup

RACE 7 - LAP ANALYSIS

DIFF = Difference To Personal Best Lap

P1 1 Luke HERBERT				
LAP	LAP TIME	DIFF	MPH	TIME OF DAY
1 -	1:02.755	6.985	69.29	10:28:19.879
2 -	55.949 (3)	0.179	77.72	10:29:15.828
3 -	55.904 (2)	0.134	77.78	10:30:11.732
4 -	55.770 (1)		77.97	10:31:07.502
5 -	56.107	0.337	77.50	10:32:03.609
6 -	56.495	0.725	76.97	10:33:00.104
7 -	56.180	0.410	77.40	10:33:56.284
8 -	55.998	0.228	77.65	10:34:52.282
9 -	56.020	0.250	77.62	10:35:48.302
10 -	56.013	0.243	77.63	10:36:44.315
11 -	56.135	0.365	77.46	10:37:40.450
12 -	56.276	0.506	77.27	10:38:36.726
13 -	56.456	0.686	77.02	10:39:33.182
14 -	56.450	0.680	77.03	10:40:29.632
15 -	56.556	0.786	76.89	10:41:26.188
16 -	56.613	0.843	76.81	10:42:22.801
17 -	56.710	0.940	76.68	10:43:19.511
18 -	56.240	0.470	77.32	10:44:15.751
19 -	56.146	0.376	77.45	10:45:11.897
20 -	56.205	0.435	77.37	10:46:08.102
21 -	56.833	1.063	76.51	10:47:04.935
22 -	56.917	1.147	76.40	10:48:01.852

P2 43 Jack HARDING				
LAP	LAP TIME	DIFF	MPH	TIME OF DAY
1 -	1:03.279	7.651	68.72	10:28:20.403
2 -	55.944	0.316	77.73	10:29:16.347
3 -	55.776	0.148	77.96	10:30:12.123
4 -	55.628 (1)		78.17	10:31:07.751
5 -	56.010	0.382	77.63	10:32:03.761
6 -	56.487	0.859	76.98	10:33:00.248
7 -	56.920	1.292	76.39	10:33:57.168
8 -	56.173	0.545	77.41	10:34:53.341
9 -	56.416	0.788	77.08	10:35:49.757
10 -	56.205	0.577	77.37	10:36:45.962
11 -	55.741 (3)	0.113	78.01	10:37:41.703
12 -	55.729 (2)	0.101	78.03	10:38:37.432
13 -	56.138	0.510	77.46	10:39:33.570
14 -	56.482	0.854	76.99	10:40:30.052
15 -	56.461	0.833	77.01	10:41:26.513
16 -	56.612	0.984	76.81	10:42:23.125
17 -	57.030	1.402	76.25	10:43:20.155
18 -	56.623	0.995	76.79	10:44:16.778
19 -	55.908	0.280	77.78	10:45:12.686
20 -	55.770	0.142	77.97	10:46:08.456
21 -	56.714	1.086	76.67	10:47:05.170
22 -	56.893	1.265	76.43	10:48:02.063

P3 9 James BLAKE-BALDWIN				
LAP	LAP TIME	DIFF	MPH	TIME OF DAY
1 -	1:04.171	8.692	67.76	10:28:21.295
2 -	55.708	0.229	78.06	10:29:17.003
3 -	55.629 (2)	0.150	78.17	10:30:12.632
4 -	55.479 (1)		78.38	10:31:08.111
5 -	55.844	0.365	77.87	10:32:03.955
6 -	57.034	1.555	76.24	10:33:00.989
7 -	56.013	0.534	77.63	10:33:57.002
8 -	56.048	0.569	77.58	10:34:53.050
9 -	55.839	0.360	77.87	10:35:48.889
10 -	55.662 (3)	0.183	78.12	10:36:44.551

DIFF = Difference To Personal Best Lap

11 -	56.126	0.647	77.47	10:37:40.677
12 -	56.245	0.766	77.31	10:38:36.922
13 -	56.478	0.999	76.99	10:39:33.400
14 -	56.423	0.944	77.07	10:40:29.823
15 -	56.501	1.022	76.96	10:41:26.324
16 -	56.636	1.157	76.78	10:42:22.960
17 -	57.220	1.741	75.99	10:43:20.180
18 -	56.756	1.277	76.61	10:44:16.936
19 -	56.047	0.568	77.58	10:45:12.983
20 -	55.711	0.232	78.05	10:46:08.694
21 -	56.643	1.164	76.77	10:47:05.337
22 -	57.206	1.727	76.01	10:48:02.543

P4 8 Aidan HILLS				
LAP	LAP TIME	DIFF	MPH	TIME OF DAY
1 -	1:04.351	8.783	67.57	10:28:21.475
2 -	55.911	0.343	77.77	10:29:17.386
3 -	55.568 (1)		78.25	10:30:12.954
4 -	55.734	0.166	78.02	10:31:08.688
5 -	55.601 (2)	0.033	78.21	10:32:04.289
6 -	56.417	0.849	77.07	10:33:00.706
7 -	56.356	0.788	77.16	10:33:57.062
8 -	56.408	0.840	77.09	10:34:53.470
9 -	56.109	0.541	77.50	10:35:49.579
10 -	56.566	0.998	76.87	10:36:46.145
11 -	55.838	0.270	77.87	10:37:41.983
12 -	55.636 (3)	0.068	78.16	10:38:37.619
13 -	56.235	0.667	77.32	10:39:33.854
14 -	56.428	0.860	77.06	10:40:30.282
15 -	56.503	0.935	76.96	10:41:26.785
16 -	56.580	1.012	76.85	10:42:23.365
17 -	56.985	1.417	76.31	10:43:20.350
18 -	56.770	1.202	76.60	10:44:17.120
19 -	56.223	0.655	77.34	10:45:13.343
20 -	56.234	0.666	77.33	10:46:09.577
21 -	56.266	0.698	77.28	10:47:05.843
22 -	57.366	1.798	75.80	10:48:03.209

P5 56 Steve ROBERTS				
LAP	LAP TIME	DIFF	MPH	TIME OF DAY
1 -	1:04.978	9.034	66.92	10:28:22.102
2 -	57.482	1.538	75.65	10:29:19.584
3 -	56.218	0.274	77.35	10:30:15.802
4 -	56.612	0.668	76.81	10:31:12.414
5 -	56.444	0.500	77.04	10:32:08.858
6 -	56.204	0.260	77.37	10:33:05.062
7 -	55.977 (2)	0.033	77.68	10:34:01.039
8 -	55.944 (1)		77.73	10:34:56.983
9 -	56.068	0.124	77.55	10:35:53.051
10 -	56.222	0.278	77.34	10:36:49.273
11 -	56.039	0.095	77.59	10:37:45.312
12 -	56.247	0.303	77.31	10:38:41.559
13 -	56.192	0.248	77.38	10:39:37.751
14 -	56.168	0.224	77.42	10:40:33.919
15 -	56.210	0.266	77.36	10:41:30.129
16 -	56.033 (3)	0.089	77.60	10:42:26.162
17 -	56.181	0.237	77.40	10:43:22.343
18 -	56.229	0.285	77.33	10:44:18.572
19 -	56.137	0.193	77.46	10:45:14.709
20 -	56.332	0.388	77.19	10:46:11.041
21 -	56.372	0.428	77.14	10:47:07.413
22 -	56.453	0.509	77.03	10:48:03.866

Weather / Track : Cloudy / Dry

Brands Hatch Indy
Circuit Length = 1.2079 miles
Start: 10:27 Flag 10:47 End: 10:49

BRSCC Mazda MX-5 SuperCup

RACE 7 - LAP ANALYSIS

DIFF = Difference To Personal Best Lap

P6 91 Jack SYCAMORE				
LAP	LAP TIME	DIFF	MPH	TIME OF DAY
1 -	1:05.698	9.443	66.19	10:28:22.822
2 -	56.912	0.657	76.40	10:29:19.734
3 -	56.702	0.447	76.69	10:30:16.436
4 -	56.785	0.530	76.58	10:31:13.221
5 -	57.573	1.318	75.53	10:32:10.794
6 -	56.255 (1)		77.30	10:33:07.049
7 -	56.541	0.286	76.91	10:34:03.590
8 -	56.326	0.071	77.20	10:34:59.916
9 -	56.320 (3)	0.065	77.21	10:35:56.236
10 -	56.422	0.167	77.07	10:36:52.658
11 -	56.421	0.166	77.07	10:37:49.079
12 -	56.446	0.191	77.04	10:38:45.525
13 -	56.310 (2)	0.055	77.22	10:39:41.835
14 -	56.655	0.400	76.75	10:40:38.490
15 -	57.107	0.852	76.14	10:41:35.597
16 -	57.549	1.294	75.56	10:42:33.146
17 -	56.876	0.621	76.45	10:43:30.022
18 -	56.884	0.629	76.44	10:44:26.906
19 -	58.308	2.053	74.57	10:45:25.214
20 -	57.027	0.772	76.25	10:46:22.241
21 -	57.046	0.791	76.22	10:47:19.287
22 -	57.460	1.205	75.68	10:48:16.747

P7 29 Patrick FLETCHER				
LAP	LAP TIME	DIFF	MPH	TIME OF DAY
1 -	1:05.156	9.016	66.74	10:28:22.280
2 -	57.192	1.052	76.03	10:29:19.472
3 -	56.720	0.580	76.66	10:30:16.192
4 -	56.563	0.423	76.88	10:31:12.755
5 -	56.591	0.451	76.84	10:32:09.346
6 -	56.238 (2)	0.098	77.32	10:33:05.584
7 -	56.140 (1)		77.45	10:34:01.724
8 -	56.255 (3)	0.115	77.30	10:34:57.979
9 -	56.379	0.239	77.13	10:35:54.358
10 -	56.413	0.273	77.08	10:36:50.771
11 -	56.499	0.359	76.96	10:37:47.270
12 -	56.308	0.168	77.22	10:38:43.578
13 -	56.828	0.688	76.52	10:39:40.406
14 -	1:00.480	4.340	71.90	10:40:40.886
15 -	57.347	1.207	75.82	10:41:38.233
16 -	57.019	0.879	76.26	10:42:35.252
17 -	56.751	0.611	76.62	10:43:32.003
18 -	56.441	0.301	77.04	10:44:28.444
19 -	57.598	1.458	75.49	10:45:26.042
20 -	57.688	1.548	75.38	10:46:23.730
21 -	57.233	1.093	75.98	10:47:20.963
22 -	56.740	0.600	76.64	10:48:17.703

P8 48 William STACEY				
LAP	LAP TIME	DIFF	MPH	TIME OF DAY
1 -	1:04.989	8.902	66.91	10:28:22.113
2 -	57.119	1.032	76.13	10:29:19.232
3 -	56.463	0.376	77.01	10:30:15.695
4 -	56.887	0.800	76.44	10:31:12.582
5 -	56.661	0.574	76.74	10:32:09.243
6 -	56.238 (2)	0.151	77.32	10:33:05.481
7 -	56.087 (1)		77.53	10:34:01.568
8 -	56.301 (3)	0.214	77.23	10:34:57.869
9 -	56.377	0.290	77.13	10:35:54.246
10 -	56.782	0.695	76.58	10:36:51.028

DIFF = Difference To Personal Best Lap

11 -	56.447	0.360	77.03	10:37:47.475
12 -	56.900	0.813	76.42	10:38:44.375
13 -	56.837	0.750	76.51	10:39:41.212
14 -	56.912	0.825	76.40	10:40:38.124
15 -	57.418	1.331	75.73	10:41:35.542
16 -	57.911	1.824	75.09	10:42:33.453
17 -	57.091	1.004	76.16	10:43:30.544
18 -	57.274	1.187	75.92	10:44:27.818
19 -	57.968	1.881	75.01	10:45:25.786
20 -	57.812	1.725	75.21	10:46:23.598
21 -	57.740	1.653	75.31	10:47:21.338
22 -	57.217	1.130	76.00	10:48:18.555

P9 18 Paul SHEARD (M)				
LAP	LAP TIME	DIFF	MPH	TIME OF DAY
1 -	1:08.032	11.421	63.91	10:28:25.156
2 -	56.611 (1)		76.81	10:29:21.767
3 -	57.302	0.691	75.88	10:30:19.069
4 -	56.941 (3)	0.330	76.37	10:31:16.010
5 -	56.817 (2)	0.206	76.53	10:32:12.827
6 -	57.015	0.404	76.27	10:33:09.842
7 -	57.243	0.632	75.96	10:34:07.085
8 -	57.180	0.569	76.05	10:35:04.265
9 -	57.144	0.533	76.09	10:36:01.409
10 -	56.968	0.357	76.33	10:36:58.377
11 -	57.548	0.937	75.56	10:37:55.925
12 -	57.335	0.724	75.84	10:38:53.260
13 -	57.037	0.426	76.24	10:39:50.297
14 -	57.540	0.929	75.57	10:40:47.837
15 -	57.531	0.920	75.58	10:41:45.368
16 -	57.710	1.099	75.35	10:42:43.078
17 -	57.234	0.623	75.97	10:43:40.312
18 -	57.072	0.461	76.19	10:44:37.384
19 -	56.962	0.351	76.34	10:45:34.346
20 -	57.263	0.652	75.94	10:46:31.609
21 -	57.093	0.482	76.16	10:47:28.702
22 -	57.020	0.409	76.26	10:48:25.722

P10 36 David HENDERSON				
LAP	LAP TIME	DIFF	MPH	TIME OF DAY
1 -	1:06.499	9.647	65.39	10:28:23.623
2 -	57.150	0.298	76.09	10:29:20.773
3 -	56.951	0.099	76.35	10:30:17.724
4 -	56.940	0.088	76.37	10:31:14.664
5 -	56.852 (1)		76.48	10:32:11.516
6 -	56.870 (2)	0.018	76.46	10:33:08.386
7 -	56.907 (3)	0.055	76.41	10:34:05.293
8 -	58.254	1.402	74.64	10:35:03.547
9 -	57.378	0.526	75.78	10:36:00.925
10 -	57.791	0.939	75.24	10:36:58.716
11 -	58.518	1.666	74.31	10:37:57.234
12 -	57.173	0.321	76.06	10:38:54.407
13 -	57.514	0.662	75.60	10:39:51.921
14 -	57.952	1.100	75.03	10:40:49.873
15 -	57.114	0.262	76.13	10:41:46.987
16 -	57.443	0.591	75.70	10:42:44.430
17 -	57.470	0.618	75.66	10:43:41.900
18 -	57.036	0.184	76.24	10:44:38.936
19 -	57.248	0.396	75.96	10:45:36.184
20 -	57.279	0.427	75.91	10:46:33.463
21 -	57.013	0.161	76.27	10:47:30.476
22 -	57.015	0.163	76.27	10:48:27.491

Weather / Track : Cloudy / Dry

Brands Hatch Indy
Circuit Length = 1.2079 miles
Start: 10:27 Flag 10:47 End: 10:49

BRSCC Mazda MX-5 SuperCup

RACE 7 - LAP ANALYSIS

DIFF = Difference To Personal Best Lap

P11 99 Nick RUTTER (M)				
LAP	LAP TIME	DIFF	MPH	TIME OF DAY
1 -	1:06.944	10.540	64.95	10:28:24.068
2 -	57.083	0.679	76.18	10:29:21.151
3 -	56.838	0.434	76.50	10:30:17.989
4 -	57.115	0.711	76.13	10:31:15.104
5 -	56.599 (2)	0.195	76.83	10:32:11.703
6 -	57.280	0.876	75.91	10:33:08.983
7 -	56.404 (1)		77.09	10:34:05.387
8 -	57.835	1.431	75.18	10:35:03.222
9 -	56.784 (3)	0.380	76.58	10:36:00.006
10 -	57.648	1.244	75.43	10:36:57.654
11 -	59.703	3.299	72.83	10:37:57.357
12 -	57.300	0.896	75.89	10:38:54.657
13 -	57.265	0.861	75.93	10:39:51.922
14 -	58.134	1.730	74.80	10:40:50.056
15 -	57.092	0.688	76.16	10:41:47.148
16 -	57.778	1.374	75.26	10:42:44.926
17 -	57.108	0.704	76.14	10:43:42.034
18 -	57.360	0.956	75.81	10:44:39.394
19 -	57.179	0.775	76.05	10:45:36.573
20 -	57.235	0.831	75.97	10:46:33.808
21 -	57.136	0.732	76.10	10:47:30.944
22 -	56.856	0.452	76.48	10:48:27.800

P12 223 Garry TOWNSEND (M)				
LAP	LAP TIME	DIFF	MPH	TIME OF DAY
1 -	1:06.187	9.940	65.70	10:28:23.311
2 -	56.674	0.427	76.73	10:29:19.985
3 -	56.845	0.598	76.49	10:30:16.830
4 -	56.634	0.387	76.78	10:31:13.464
5 -	57.179	0.932	76.05	10:32:10.643
6 -	56.247 (1)		77.31	10:33:06.890
7 -	56.423 (3)	0.176	77.07	10:34:03.313
8 -	56.313 (2)	0.066	77.22	10:34:59.626
9 -	1:00.491	4.244	71.88	10:36:00.117
10 -	57.397	1.150	75.76	10:36:57.514
11 -	56.700	0.453	76.69	10:37:54.214
12 -	57.055	0.808	76.21	10:38:51.269
13 -	57.317	1.070	75.86	10:39:48.586
14 -	56.931	0.684	76.38	10:40:45.517
15 -	56.975	0.728	76.32	10:41:42.492
16 -	57.447	1.200	75.69	10:42:39.939
17 -	57.521	1.274	75.60	10:43:37.460
18 -	57.510	1.263	75.61	10:44:34.970
19 -	57.624	1.377	75.46	10:45:32.594
20 -	57.233	0.986	75.98	10:46:29.827
21 -	57.635	1.388	75.45	10:47:27.462
22 -	57.735	1.488	75.32	10:48:25.197

P13 96 Christopher RICHARDSON				
LAP	LAP TIME	DIFF	MPH	TIME OF DAY
1 -	1:08.307	11.123	63.66	10:28:25.431
2 -	57.643	0.459	75.44	10:29:23.074
3 -	57.184 (1)		76.04	10:30:20.258
4 -	57.350	0.166	75.82	10:31:17.608
5 -	57.356	0.172	75.81	10:32:14.964
6 -	57.521	0.337	75.60	10:33:12.485
7 -	58.128	0.944	74.81	10:34:10.613
8 -	57.635	0.451	75.45	10:35:08.248
9 -	57.371	0.187	75.79	10:36:05.619
10 -	57.303 (2)	0.119	75.88	10:37:02.922

DIFF = Difference To Personal Best Lap

11 -	57.492	0.308	75.63	10:38:00.414
12 -	57.303 (2)	0.119	75.88	10:38:57.717
13 -	57.814	0.630	75.21	10:39:55.531
14 -	57.552	0.368	75.55	10:40:53.083
15 -	57.755	0.571	75.29	10:41:50.838
16 -	57.687	0.503	75.38	10:42:48.525
17 -	57.480	0.296	75.65	10:43:46.005
18 -	57.846	0.662	75.17	10:44:43.851
19 -	57.505	0.321	75.62	10:45:41.356
20 -	57.560	0.376	75.54	10:46:38.916
21 -	58.841	1.657	73.90	10:47:37.757
22 -	58.055	0.871	74.90	10:48:35.812

P14 69 George GRANT (M)				
LAP	LAP TIME	DIFF	MPH	TIME OF DAY
1 -	1:09.730	12.391	62.36	10:28:26.854
2 -	57.670	0.331	75.40	10:29:24.524
3 -	57.436 (2)	0.097	75.71	10:30:21.960
4 -	57.681	0.342	75.39	10:31:19.641
5 -	58.348	1.009	74.52	10:32:17.989
6 -	57.339 (1)		75.84	10:33:15.328
7 -	57.886	0.547	75.12	10:34:13.214
8 -	57.519	0.180	75.60	10:35:10.733
9 -	57.682	0.343	75.38	10:36:08.415
10 -	57.865	0.526	75.15	10:37:06.280
11 -	58.019	0.680	74.95	10:38:04.299
12 -	57.742	0.403	75.31	10:39:02.041
13 -	57.933	0.594	75.06	10:39:59.974
14 -	57.485 (3)	0.146	75.64	10:40:57.459
15 -	57.730	0.391	75.32	10:41:55.189
16 -	57.805	0.466	75.22	10:42:52.994
17 -	57.613	0.274	75.47	10:43:50.607
18 -	58.088	0.749	74.86	10:44:48.695
19 -	57.735	0.396	75.32	10:45:46.430
20 -	57.666	0.327	75.41	10:46:44.096
21 -	58.522	1.183	74.30	10:47:42.618
22 -	58.230	0.891	74.67	10:48:40.848

P15 16 Simon BALDWIN (M)				
LAP	LAP TIME	DIFF	MPH	TIME OF DAY
1 -	1:04.776	8.782	67.13	10:28:21.900
2 -	56.865	0.871	76.47	10:29:18.765
3 -	56.688	0.694	76.71	10:30:15.453
4 -	57.235	1.241	75.97	10:31:12.688
5 -	57.710	1.716	75.35	10:32:10.398
6 -	56.124 (2)	0.130	77.48	10:33:06.522
7 -	56.236	0.242	77.32	10:34:02.758
8 -	55.994 (1)		77.66	10:34:58.752
9 -	56.369	0.375	77.14	10:35:55.121
10 -	56.320	0.326	77.21	10:36:51.441
11 -	56.229 (3)	0.235	77.33	10:37:47.670
12 -	56.834	0.840	76.51	10:38:44.504
13 -	56.816	0.822	76.53	10:39:41.320
14 -	56.894	0.900	76.43	10:40:38.214
15 -	58.335	2.341	74.54	10:41:36.549
16 -	57.079	1.085	76.18	10:42:33.628
17 -	56.805	0.811	76.55	10:43:30.433
18 -	56.570	0.576	76.87	10:44:27.003
19 -	58.757	2.763	74.00	10:45:25.760
20 -	57.005	1.011	76.28	10:46:22.765
21 -	1:24.124	28.130	51.69	10:47:46.889
22 -	1:00.903	4.909	71.40	10:48:47.792

Weather / Track : Cloudy / Dry

Brands Hatch Indy
 Circuit Length = 1.2079 miles
 Start: 10:27 Flag 10:47 End: 10:49

BRSCC Mazda MX-5 SuperCup

RACE 7 - LAP ANALYSIS

DIFF = Difference To Personal Best Lap

P16 44 Bradley KENT				
LAP	LAP TIME	DIFF	MPH	TIME OF DAY
1 -	1:08.978	11.041	63.04	10:28:26.102
2 -	58.604 (3)	0.667	74.20	10:29:24.706
3 -	57.937 (1)		75.05	10:30:22.643
4 -	58.501 (2)	0.564	74.33	10:31:21.144
5 -	59.258	1.321	73.38	10:32:20.402

BRSCC Mazda MX-5 SuperCup

RACE 7 - STATISTICS

Competitors Started 16
Planned Start 2019-07-28 @ 10:25:00.000
Actual Start 2019-07-28 @ 10:27:17.123
Finish Time 2019-07-28 @ 10:47:59.993
Track Length 1.2079mi.
Total Laps 335
Total Distance Covered 404.6617mi.

Session Fastest Lap History

NO	NAME	LAP TIME	TIME OF DAY	LAP	VEHICLE
1	Luke HERBERT	1:02.755	10:28:19.890	1	Mazda MX-5 Mk3
1	Luke HERBERT	55.949	10:29:15.839	2	Mazda MX-5 Mk3
43	Jack HARDING	55.944	10:29:16.361	2	Mazda MX-5 Mk3
9	James BLAKE-BALDWIN	55.708	10:29:17.014	2	Mazda MX-5 Mk3
9	James BLAKE-BALDWIN	55.629	10:30:12.644	3	Mazda MX-5 Mk3
8	Aidan HILLS	55.568	10:30:12.967	3	Mazda MX-5 Mk3
9	James BLAKE-BALDWIN	55.479	10:31:08.123	4	Mazda MX-5 Mk3

Session Leader History

NO	NAME	FROM LAP	LAPS LED	DISTANCE	VEHICLE
1	Luke HERBERT	1	22	26.57 miles	Mazda MX-5 Mk3

Flag History

TYPE	TIME OF DAY
GREEN	10:27:17.123
FINISH	10:47:59.993

Flag Statistics

TYPE	COUNT	TOTAL LAPS	TOTAL TIME
Green	1	22	22:18.477
Red	0	0	0.000
Safety Car	0	0	0.000
FCY	0	0	0.000


Weather / Track : Cloudy / Dry

These results are provisional until the conclusion of any judicial and technical matters.

Brands Hatch Indy
Circuit Length = 1.2079 miles
Start: 10:27 Flag 10:47 End: 10:49

Clerk Of Course :		Timekeeper :	
-------------------	--	--------------	--


BRSCC Mazda MX-5 SuperCup
RACE 14 - GRID (20 minutes)

ROW 8	15	16 Simon BALDWIN (M)	16	44 Bradley KENT
ROW 7	13	96 Christopher RICHARDSON	14	69 George GRANT (M)
ROW 6	11	99 Nick RUTTER (M)	12	223 Garry TOWNSEND (M)
ROW 5	9	18 Paul SHEARD (M)	10	36 David HENDERSON
ROW 4	7	1 Luke HERBERT	8	48 William STACEY
ROW 3	5	9 James BLAKE-BALDWIN	6	43 Jack HARDING
ROW 2	3	56 Steve ROBERTS	4	8 Aidan HILLS
ROW 1	1	29 Patrick FLETCHER	2	91 Jack SYCAMORE
Pole				
				

 Brands Hatch Indy
 Circuit Length = 1.2079 miles

These results are provisional until the conclusion of any judicial and technical matters.

Clerk Of Course :	Steward :	Timekeeper :

 Results can be found at www.tsl-timing.com

Printed - 11:32 Sunday, 28 July 2019



BRSCC Mazda MX-5 SuperCup

RACE 14 - CLASSIFICATION

POS	NO	NAME	ENTRY	LAPS	TIME	GAP	DIFF	MPH	BEST	ON
1	43	Jack HARDING	Mazda MX-5 Mk3	22	20:42.232			77.01	55.889	6
2	8	Aidan HILLS	Mazda MX-5 Mk3	22	20:46.955	4.723	4.723	76.72	55.921	8
3	1	Luke HERBERT	Mazda MX-5 Mk3	22	20:53.786	11.554	6.831	76.30	56.230	11
4	56	Steve ROBERTS	Mazda MX-5 Mk3	22	20:54.020	11.788	0.234	76.29	56.178	11
5	9	James BLAKE-BALDWIN	Mazda MX-5 Mk3	22	20:54.368	12.136	0.348	76.26	56.039	9
6	91	Jack SYCAMORE	Mazda MX-5 Mk3	22	21:05.138	22.906	10.770	75.61	56.406	8
7	48	William STACEY	Mazda MX-5 Mk3	22	21:05.293	23.061	0.155	75.61	56.417	13
8	223	Garry TOWNSEND (M)	Mazda MX-5 Mk3	22	21:12.699	30.467	7.406	75.17	56.757	5
9	18	Paul SHEARD (M)	Mazda MX-5 Mk3	22	21:13.047	30.815	0.348	75.14	56.646	6
10	99	Nick RUTTER (M)	Mazda MX-5 Mk3	22	21:15.051	32.819	2.004	75.03	56.988	7
11	36	David HENDERSON	Mazda MX-5 Mk3	22	21:16.551	34.319	1.500	74.94	57.137	3
12	96	Christopher RICHARDSON	Mazda MX-5 Mk3	22	21:29.989	47.757	13.438	74.16	56.908	4
13	69	George GRANT (M)	Mazda MX-5 Mk3	22	21:30.297	48.065	0.308	74.14	57.356	6
14	29	Patrick FLETCHER	Mazda MX-5 Mk3	21	21:33.935	1 Lap	1 Lap	70.57	56.568	4

NOT CLASSIFIED

DNF	16	Simon BALDWIN (M)	Mazda MX-5 Mk3	4	3:57.705	18 Laps	17 Laps	73.17	56.828	4
DNF	44	Bradley KENT	Mazda MX-5 Mk3	0						

FASTEST LAP

	43	Jack HARDING	Mazda MX-5 Mk3	6	55.889			77.80 mph	125.21 kph	
--	----	--------------	----------------	---	--------	--	--	-----------	------------	--

Weather / Track : Cloudy / Dry

These results are provisional until the conclusion of any judicial and technical matters.

Brands Hatch Indy

Circuit Length = 1.2079 miles

Start: 14:29 Flag 14:49 End: 14:50

Clerk Of Course :

Steward :

Timekeeper :

BRSCC Mazda MX-5 SuperCup

RACE 14 - LAP CHART

LAP 1 @ 14:30:12.673			LAP 2 @ 14:31:08.814			LAP 3 @ 14:32:04.912			LAP 4 @ 14:33:00.847			LAP 5 @ 14:33:56.792		
NO	BEHIND	LAP TIME	NO	BEHIND	LAP TIME	NO	BEHIND	LAP TIME	NO	BEHIND	LAP TIME	NO	BEHIND	LAP TIME
43		1:03.571	43		56.141	43		56.098	43		55.935	43		55.945
91	0.520	1:04.091	8	1.545	56.855	8	1.635	56.188	8	1.715	56.015	8	1.757	55.987
56	0.705	1:04.276	91	1.970	57.591	91	2.972	57.100	91	3.713	56.676	91	4.864	57.096
8	0.831	1:04.402	56	2.081	57.517	9	3.441	57.173	9	3.840	56.334	9	5.012	57.117
48	1.299	1:04.870	9	2.366	56.806	56	3.469	57.486	1	5.004	57.234	1	5.525	56.466
9	1.701	1:05.272	48	2.818	57.660	1	3.705	56.821	56	5.048	57.514	56	5.692	56.589
1	1.943	1:05.514	1	2.982	57.180	48	4.107	57.387	48	5.379	57.207	48	6.050	56.616
223	2.239	1:05.810	223	3.172	57.074	223	4.466	57.392	223	5.575	57.044	223	6.387	56.757
18	2.790	1:06.361	18	3.892	57.243	18	4.906	57.112	18	5.814	56.843	18	7.275	57.406
36	2.925	1:06.496	16	4.295	57.162	16	5.067	56.870	16	5.960	56.828	36	8.992	58.044
16	3.274	1:06.845	36	4.493	57.709	36	5.532	57.137	36	6.893	57.296	96	10.711	57.994
99	3.596	1:07.167	99	4.639	57.184	99	5.973	57.432	99	7.199	57.161	99	11.738	1:00.484
69	4.351	1:07.922	96	6.441	58.057	96	7.689	57.346	96	8.662	56.908	69	12.612	58.402
96	4.525	1:08.096	69	6.936	58.726	69	8.708	57.870	69	10.155	57.382	29	24.046	56.738
29	18.820	1:22.391	29	21.652	58.973	29	22.620	57.066	29	23.253	56.568			

Weather / Track : Cloudy / Dry

Brands Hatch Indy
 Circuit Length = 1.2079 miles
 Start: 14:29 Flag 14:49 End: 14:50

BRSCC Mazda MX-5 SuperCup

RACE 14 - LAP CHART

LAP 6 @ 14:34:52.681			LAP 7 @ 14:35:48.764			LAP 8 @ 14:36:44.716			LAP 9 @ 14:37:40.807			LAP 10 @ 14:38:36.812		
NO	BEHIND	LAP TIME	NO	BEHIND	LAP TIME	NO	BEHIND	LAP TIME	NO	BEHIND	LAP TIME	NO	BEHIND	LAP TIME
43		55.889	43		56.083	43		55.952	43		56.091	43		56.005
8	1.850	55.982	8	1.816	56.049	8	1.785	55.921	8	1.631	55.937	8	1.863	56.237
91	6.043	57.068	1	7.680	57.483	1	7.977	56.249	1	8.330	56.444	1	8.715	56.390
9	6.208	57.085	56	7.959	57.422	56	8.260	56.253	56	8.463	56.294	56	9.029	56.571
1	6.280	56.644	91	8.613	58.653	91	9.067	56.406	91	9.490	56.514	91	10.001	56.516
56	6.620	56.817	9	9.022	58.897	48	9.574	56.485	48	9.921	56.438	48	10.545	56.328
48	7.123	56.962	48	9.041	58.001	9	10.274	57.204	9	10.222	56.039	48	10.614	56.698
223	7.379	56.881	223	9.291	57.995	223	10.779	57.440	223	11.487	56.799	223	12.967	57.485
18	8.032	56.646	18	9.503	57.554	18	11.148	57.597	18	12.179	57.122	18	13.367	57.193
36	10.904	57.801	36	12.750	57.929	36	14.348	57.550	36	15.905	57.648	36	17.539	57.639
96	12.397	57.575	96	13.606	57.292	96	15.100	57.446	96	16.567	57.558	99	18.188	57.479
99	13.015	57.166	99	13.920	56.988	99	15.228	57.260	99	16.714	57.577	96	18.200	57.638
69	14.079	57.356	69	15.634	57.638	69	17.765	58.083	69	19.401	57.727	69	21.893	58.497
29	25.532	57.375	29	26.154	56.705	29	26.903	56.701				29	1 Lap	2:07.956 P

Weather / Track : Cloudy / Dry

Brands Hatch Indy
 Circuit Length = 1.2079 miles
 Start: 14:29 Flag 14:49 End: 14:50

BRSCC Mazda MX-5 SuperCup

RACE 14 - LAP CHART

LAP 11 @ 14:39:32.889			LAP 12 @ 14:40:29.018			LAP 13 @ 14:41:25.233			LAP 14 @ 14:42:21.275			LAP 15 @ 14:43:17.404		
NO	BEHIND	LAP TIME	NO	BEHIND	LAP TIME	NO	BEHIND	LAP TIME	NO	BEHIND	LAP TIME	NO	BEHIND	LAP TIME
43		56.077	43		56.129	43		56.215	43		56.042	43		56.129
8	2.063	56.277	8	2.159	56.225	8	2.235	56.291	8	2.660	56.467	8	3.036	56.505
1	8.868	56.230	1	9.188	56.449	1	9.391	56.418	1	9.631	56.282	1	9.787	56.285
56	9.130	56.178	56	9.431	56.430	56	9.619	56.403	56	9.953	56.376	56	10.053	56.229
91	10.464	56.540	9	11.646	57.051	9	11.599	56.168	9	11.717	56.160	9	11.761	56.173
9	10.724	56.256	48	11.841	56.862	48	12.043	56.417	48	12.772	56.771	48	13.398	56.755
48	11.108	56.571	91	11.968	57.633	91	12.348	56.595	91	12.986	56.680	91	13.790	56.933
223	14.546	57.656	223	15.921	57.504	223	17.351	57.645	223	18.609	57.300	223	20.343	57.863
18	14.822	57.532	18	16.166	57.473	18	17.857	57.906	18	18.785	56.970	18	20.755	58.099
36	18.923	57.461	36	20.261	57.467	36	21.601	57.555	36	23.052	57.493	36	24.531	57.608
99	19.305	57.194	99	20.401	57.225	99	21.991	57.805	99	23.194	57.245	99	24.730	57.665
96	19.955	57.832	96	21.125	57.299	96	22.463	57.553	69	30.210	58.524	69	32.376	58.295
69	23.862	58.046	69	25.863	58.130	69	27.728	58.080	96	35.647	1:09.226	96	38.003	58.485
29	1 Lap	59.231	29	1 Lap	56.981	29	1 Lap	56.789	29	1 Lap	56.588	29	1 Lap	56.711

Weather / Track : Cloudy / Dry

BRSCC Mazda MX-5 SuperCup

RACE 14 - LAP CHART

LAP 16 @ 14:44:13.489			LAP 17 @ 14:45:09.590			LAP 18 @ 14:46:06.055			LAP 19 @ 14:47:02.343			LAP 20 @ 14:47:58.594		
NO	BEHIND	LAP TIME	NO	BEHIND	LAP TIME	NO	BEHIND	LAP TIME	NO	BEHIND	LAP TIME	NO	BEHIND	LAP TIME
43		56.085	43		56.101	43		56.465	43		56.288	43		56.251
8	3.185	56.234	8	3.322	56.238	8	3.365	56.508	8	3.378	56.301	8	4.091	56.964
1	9.992	56.290	1	10.292	56.401	1	10.225	56.398	1	10.249	56.312	1	10.702	56.704
56	10.188	56.220	56	10.543	56.456	56	10.553	56.475	56	10.446	56.181	56	10.858	56.663
9	11.892	56.216	9	12.106	56.315	9	11.923	56.282	9	11.938	56.303	9	12.008	56.321
48	14.218	56.905	48	15.337	57.220	91	16.493	57.504	91	18.159	57.954	91	19.758	57.850
91	14.349	56.644	91	15.454	57.206	48	16.667	57.795	48	18.362	57.983	48	20.097	57.986
223	21.906	57.648	223	23.241	57.436	223	24.536	57.760	223	26.042	57.794	223	27.636	57.845
18	22.125	57.455	18	23.498	57.474	18	24.775	57.742	18	26.253	57.766	18	27.914	57.912
36	26.080	57.634	99	27.497	57.394	99	28.378	57.346	99	29.231	57.141	99	30.452	57.472
99	26.204	57.559	36	27.674	57.695	36	28.909	57.700	36	29.902	57.281	36	31.514	57.863
69	34.581	58.290	69	37.022	58.542	69	38.956	58.399	69	41.012	58.344	69	43.065	58.304
96	40.010	58.092	96	41.323	57.414	96	42.160	57.302	96	43.570	57.698	96	44.892	57.573
29	1 Lap	56.912	29	1 Lap	56.936	29	1 Lap	56.762	29	1 Lap	56.609	29	1 Lap	56.580

Weather / Track : Cloudy / Dry

BRSCC Mazda MX-5 SuperCup

RACE 14 - LAP CHART

LAP 21 @ 14:48:54.997			LAP 22 @ 14:49:51.334		
NO	BEHIND	LAP TIME	NO	BEHIND	LAP TIME
43		56.403	43		56.337
8	4.321	56.633	8	4.723	56.739
1	11.058	56.759	1	11.554	56.833
56	11.232	56.777	56	11.788	56.893
9	12.111	56.506	9	12.136	56.362
91	20.772	57.417	91	22.906	58.471
48	20.912	57.218	48	23.061	58.486
223	29.020	57.787	223	30.467	57.784
18	29.181	57.670	18	30.815	57.971
99	31.676	57.627	99	32.819	57.480
36	32.730	57.619	36	34.319	57.926
69	44.990	58.328	96	47.757	58.465
96	45.629	57.140	69	48.065	59.412
29	1 Lap	56.576	29	1 Lap	56.787

Weather / Track : Cloudy / Dry

Results can be found at www.tsl-timing.com

Page 5 of 5

Brands Hatch Indy
 Circuit Length = 1.2079 miles
 Start: 14:29 Flag 14:49 End: 14:50

Printed - 14:56 Sunday, 28 July 2019

BRSCC Mazda MX-5 SuperCup

RACE 14 - LAP ANALYSIS

DIFF = Difference To Personal Best Lap

P1 43 Jack HARDING				
LAP	LAP TIME	DIFF	MPH	TIME OF DAY
1 -	1:03.571	7.682	68.40	14:30:12.673
2 -	56.141	0.252	77.45	14:31:08.814
3 -	56.098	0.209	77.51	14:32:04.912
4 -	55.935 (2)	0.046	77.74	14:33:00.847
5 -	55.945 (3)	0.056	77.72	14:33:56.792
6 -	55.889 (1)		77.80	14:34:52.681
7 -	56.083	0.194	77.53	14:35:48.764
8 -	55.952	0.063	77.72	14:36:44.716
9 -	56.091	0.202	77.52	14:37:40.807
10 -	56.005	0.116	77.64	14:38:36.812
11 -	56.077	0.188	77.54	14:39:32.889
12 -	56.129	0.240	77.47	14:40:29.018
13 -	56.215	0.326	77.35	14:41:25.233
14 -	56.042	0.153	77.59	14:42:21.275
15 -	56.129	0.240	77.47	14:43:17.404
16 -	56.085	0.196	77.53	14:44:13.489
17 -	56.101	0.212	77.51	14:45:09.590
18 -	56.465	0.576	77.01	14:46:06.055
19 -	56.288	0.399	77.25	14:47:02.343
20 -	56.251	0.362	77.30	14:47:58.594
21 -	56.403	0.514	77.09	14:48:54.997
22 -	56.337	0.448	77.18	14:49:51.334

P2 8 Aidan HILLS				
LAP	LAP TIME	DIFF	MPH	TIME OF DAY
1 -	1:04.402	8.481	67.52	14:30:13.504
2 -	56.855	0.934	76.48	14:31:10.359
3 -	56.188	0.267	77.39	14:32:06.547
4 -	56.015	0.094	77.63	14:33:02.562
5 -	55.987	0.066	77.67	14:33:58.549
6 -	55.982 (3)	0.061	77.67	14:34:54.531
7 -	56.049	0.128	77.58	14:35:50.580
8 -	55.921 (1)		77.76	14:36:46.501
9 -	55.937 (2)	0.016	77.74	14:37:42.438
10 -	56.237	0.316	77.32	14:38:38.675
11 -	56.277	0.356	77.27	14:39:34.952
12 -	56.225	0.304	77.34	14:40:31.177
13 -	56.291	0.370	77.25	14:41:27.468
14 -	56.467	0.546	77.01	14:42:23.935
15 -	56.505	0.584	76.95	14:43:20.440
16 -	56.234	0.313	77.33	14:44:16.674
17 -	56.238	0.317	77.32	14:45:12.912
18 -	56.508	0.587	76.95	14:46:09.420
19 -	56.301	0.380	77.23	14:47:05.721
20 -	56.964	1.043	76.33	14:48:02.685
21 -	56.633	0.712	76.78	14:48:59.318
22 -	56.739	0.818	76.64	14:49:56.057

P3 1 Luke HERBERT				
LAP	LAP TIME	DIFF	MPH	TIME OF DAY
1 -	1:05.514	9.284	66.37	14:30:14.616
2 -	57.180	0.950	76.05	14:31:11.796
3 -	56.821	0.591	76.53	14:32:08.617
4 -	57.234	1.004	75.97	14:33:05.851
5 -	56.466	0.236	77.01	14:34:02.317
6 -	56.644	0.414	76.77	14:34:58.961
7 -	57.483	1.253	75.65	14:35:56.444
8 -	56.249 (2)	0.019	77.30	14:36:52.693
9 -	56.444	0.214	77.04	14:37:49.137
10 -	56.390	0.160	77.11	14:38:45.527

DIFF = Difference To Personal Best Lap

11 -	56.230 (1)		77.33	14:39:41.757
12 -	56.449	0.219	77.03	14:40:38.206
13 -	56.418	0.188	77.07	14:41:34.624
14 -	56.282 (3)	0.052	77.26	14:42:30.906
15 -	56.285	0.055	77.26	14:43:27.191
16 -	56.290	0.060	77.25	14:44:23.481
17 -	56.401	0.171	77.10	14:45:19.882
18 -	56.398	0.168	77.10	14:46:16.280
19 -	56.312	0.082	77.22	14:47:12.592
20 -	56.704	0.474	76.68	14:48:09.296
21 -	56.759	0.529	76.61	14:49:06.055
22 -	56.833	0.603	76.51	14:50:02.888

P4 56 Steve ROBERTS				
LAP	LAP TIME	DIFF	MPH	TIME OF DAY
1 -	1:04.276	8.098	67.65	14:30:13.378
2 -	57.517	1.339	75.60	14:31:10.895
3 -	57.486	1.308	75.64	14:32:08.381
4 -	57.514	1.336	75.60	14:33:05.895
5 -	56.589	0.411	76.84	14:34:02.484
6 -	56.817	0.639	76.53	14:34:59.301
7 -	57.422	1.244	75.73	14:35:56.723
8 -	56.253	0.075	77.30	14:36:52.976
9 -	56.294	0.116	77.24	14:37:49.270
10 -	56.571	0.393	76.86	14:38:45.841
11 -	56.178 (1)		77.40	14:39:42.019
12 -	56.430	0.252	77.06	14:40:38.449
13 -	56.403	0.225	77.09	14:41:34.852
14 -	56.376	0.198	77.13	14:42:31.228
15 -	56.229	0.051	77.33	14:43:27.457
16 -	56.220 (3)	0.042	77.34	14:44:23.677
17 -	56.456	0.278	77.02	14:45:20.133
18 -	56.475	0.297	77.00	14:46:16.608
19 -	56.181 (2)	0.003	77.40	14:47:12.789
20 -	56.663	0.485	76.74	14:48:09.452
21 -	56.777	0.599	76.59	14:49:06.229
22 -	56.893	0.715	76.43	14:50:03.122

P5 9 James BLAKE-BALDWIN				
LAP	LAP TIME	DIFF	MPH	TIME OF DAY
1 -	1:05.272	9.233	66.62	14:30:14.374
2 -	56.806	0.767	76.55	14:31:11.180
3 -	57.173	1.134	76.06	14:32:08.353
4 -	56.334	0.295	77.19	14:33:04.687
5 -	57.117	1.078	76.13	14:34:01.804
6 -	57.085	1.046	76.17	14:34:58.889
7 -	58.897	2.858	73.83	14:35:57.786
8 -	57.204	1.165	76.01	14:36:54.990
9 -	56.039 (1)		77.59	14:37:51.029
10 -	56.328	0.289	77.20	14:38:47.357
11 -	56.256	0.217	77.30	14:39:43.613
12 -	57.051	1.012	76.22	14:40:40.664
13 -	56.168 (3)	0.129	77.42	14:41:36.832
14 -	56.160 (2)	0.121	77.43	14:42:32.992
15 -	56.173	0.134	77.41	14:43:29.165
16 -	56.216	0.177	77.35	14:44:25.381
17 -	56.315	0.276	77.21	14:45:21.696
18 -	56.282	0.243	77.26	14:46:17.978
19 -	56.303	0.264	77.23	14:47:14.281
20 -	56.321	0.282	77.21	14:48:10.602
21 -	56.506	0.467	76.95	14:49:07.108
22 -	56.362	0.323	77.15	14:50:03.470

Weather / Track : Cloudy / Dry

Brands Hatch Indy
Circuit Length = 1.2079 miles
Start: 14:29 Flag 14:49 End: 14:50

BRSCC Mazda MX-5 SuperCup

RACE 14 - LAP ANALYSIS

DIFF = Difference To Personal Best Lap

P6 91 Jack SYCAMORE				
LAP	LAP TIME	DIFF	MPH	TIME OF DAY
1 -	1:04.091	7.685	67.85	14:30:13.193
2 -	57.591	1.185	75.50	14:31:10.784
3 -	57.100	0.694	76.15	14:32:07.884
4 -	56.676	0.270	76.72	14:33:04.560
5 -	57.096	0.690	76.16	14:34:01.656
6 -	57.068	0.662	76.20	14:34:58.724
7 -	58.653	2.247	74.14	14:35:57.377
8 -	56.406 (1)		77.09	14:36:53.783
9 -	56.514 (2)	0.108	76.94	14:37:50.297
10 -	56.516 (3)	0.110	76.94	14:38:46.813
11 -	56.540	0.134	76.91	14:39:43.353
12 -	57.633	1.227	75.45	14:40:40.986
13 -	56.595	0.189	76.83	14:41:37.581
14 -	56.680	0.274	76.72	14:42:34.261
15 -	56.933	0.527	76.38	14:43:31.194
16 -	56.644	0.238	76.77	14:44:27.838
17 -	57.206	0.800	76.01	14:45:25.044
18 -	57.504	1.098	75.62	14:46:22.548
19 -	57.954	1.548	75.03	14:47:20.502
20 -	57.850	1.444	75.17	14:48:18.352
21 -	57.417	1.011	75.73	14:49:15.769
22 -	58.471	2.065	74.37	14:50:14.240

P7 48 William STACEY				
LAP	LAP TIME	DIFF	MPH	TIME OF DAY
1 -	1:04.870	8.453	67.03	14:30:13.972
2 -	57.660	1.243	75.41	14:31:11.632
3 -	57.387	0.970	75.77	14:32:09.019
4 -	57.207	0.790	76.01	14:33:06.226
5 -	56.616	0.199	76.80	14:34:02.842
6 -	56.962	0.545	76.34	14:34:59.804
7 -	58.001	1.584	74.97	14:35:57.805
8 -	56.485 (3)	0.068	76.98	14:36:54.290
9 -	56.438 (2)	0.021	77.05	14:37:50.728
10 -	56.698	0.281	76.69	14:38:47.426
11 -	56.571	0.154	76.86	14:39:43.997
12 -	56.862	0.445	76.47	14:40:40.859
13 -	56.417 (1)		77.07	14:41:37.276
14 -	56.771	0.354	76.59	14:42:34.047
15 -	56.755	0.338	76.62	14:43:30.802
16 -	56.905	0.488	76.41	14:44:27.707
17 -	57.220	0.803	75.99	14:45:24.927
18 -	57.795	1.378	75.24	14:46:22.722
19 -	57.983	1.566	74.99	14:47:20.705
20 -	57.986	1.569	74.99	14:48:18.691
21 -	57.218	0.801	76.00	14:49:15.909
22 -	58.486	2.069	74.35	14:50:14.395

P8 223 Garry TOWNSEND (M)				
LAP	LAP TIME	DIFF	MPH	TIME OF DAY
1 -	1:05.810	9.053	66.07	14:30:14.912
2 -	57.074	0.317	76.19	14:31:11.986
3 -	57.392	0.635	75.77	14:32:09.378
4 -	57.044	0.287	76.23	14:33:06.422
5 -	56.757 (1)		76.61	14:34:03.179
6 -	56.881 (3)	0.124	76.45	14:35:00.060
7 -	57.995	1.238	74.98	14:35:58.055
8 -	57.440	0.683	75.70	14:36:55.495
9 -	56.799 (2)	0.042	76.56	14:37:52.294
10 -	57.485	0.728	75.64	14:38:49.779

DIFF = Difference To Personal Best Lap

11 -	57.656	0.899	75.42	14:39:47.435
12 -	57.504	0.747	75.62	14:40:44.939
13 -	57.645	0.888	75.43	14:41:42.584
14 -	57.300	0.543	75.89	14:42:39.884
15 -	57.863	1.106	75.15	14:43:37.747
16 -	57.648	0.891	75.43	14:44:35.395
17 -	57.436	0.679	75.71	14:45:32.831
18 -	57.760	1.003	75.28	14:46:30.591
19 -	57.794	1.037	75.24	14:47:28.385
20 -	57.845	1.088	75.17	14:48:26.230
21 -	57.787	1.030	75.25	14:49:24.017
22 -	57.784	1.027	75.25	14:50:21.801

P9 18 Paul SHEARD (M)				
LAP	LAP TIME	DIFF	MPH	TIME OF DAY
1 -	1:06.361	9.715	65.52	14:30:15.463
2 -	57.243	0.597	75.96	14:31:12.706
3 -	57.112	0.466	76.14	14:32:09.818
4 -	56.843 (2)	0.197	76.50	14:33:06.661
5 -	57.406	0.760	75.75	14:34:04.067
6 -	56.646 (1)		76.76	14:35:00.713
7 -	57.554	0.908	75.55	14:35:58.267
8 -	57.597	0.951	75.50	14:36:55.864
9 -	57.122	0.476	76.12	14:37:52.986
10 -	57.193	0.547	76.03	14:38:50.179
11 -	57.532	0.886	75.58	14:39:47.711
12 -	57.473	0.827	75.66	14:40:45.184
13 -	57.906	1.260	75.09	14:41:43.090
14 -	56.970 (3)	0.324	76.33	14:42:40.060
15 -	58.099	1.453	74.84	14:43:38.159
16 -	57.455	0.809	75.68	14:44:35.614
17 -	57.474	0.828	75.66	14:45:33.088
18 -	57.742	1.096	75.31	14:46:30.830
19 -	57.766	1.120	75.27	14:47:28.596
20 -	57.912	1.266	75.08	14:48:26.508
21 -	57.670	1.024	75.40	14:49:24.178
22 -	57.971	1.325	75.01	14:50:22.149

P10 99 Nick RUTTER (M)				
LAP	LAP TIME	DIFF	MPH	TIME OF DAY
1 -	1:07.167	10.179	64.74	14:30:16.269
2 -	57.184	0.196	76.04	14:31:13.453
3 -	57.432	0.444	75.71	14:32:10.885
4 -	57.161 (3)	0.173	76.07	14:33:08.046
5 -	1:00.484	3.496	71.89	14:34:08.530
6 -	57.166	0.178	76.06	14:35:05.696
7 -	56.988 (1)		76.30	14:36:02.684
8 -	57.260	0.272	75.94	14:36:59.944
9 -	57.577	0.589	75.52	14:37:57.521
10 -	57.479	0.491	75.65	14:38:55.000
11 -	57.194	0.206	76.03	14:39:52.194
12 -	57.225	0.237	75.99	14:40:49.419
13 -	57.805	0.817	75.22	14:41:47.224
14 -	57.245	0.257	75.96	14:42:44.469
15 -	57.665	0.677	75.41	14:43:42.134
16 -	57.559	0.571	75.55	14:44:39.693
17 -	57.394	0.406	75.76	14:45:37.087
18 -	57.346	0.358	75.83	14:46:34.433
19 -	57.141 (2)	0.153	76.10	14:47:31.574
20 -	57.472	0.484	75.66	14:48:29.046
21 -	57.627	0.639	75.46	14:49:26.673
22 -	57.480	0.492	75.65	14:50:24.153

Weather / Track : Cloudy / Dry

Brands Hatch Indy
Circuit Length = 1.2079 miles
Start: 14:29 Flag 14:49 End: 14:50

BRSCC Mazda MX-5 SuperCup

RACE 14 - LAP ANALYSIS

DIFF = Difference To Personal Best Lap

P11 36 David HENDERSON				
LAP	LAP TIME	DIFF	MPH	TIME OF DAY
1 -	1:06.496	9.359	65.39	14:30:15.598
2 -	57.709	0.572	75.35	14:31:13.307
3 -	57.137 (1)		76.10	14:32:10.444
4 -	57.296 (3)	0.159	75.89	14:33:07.740
5 -	58.044	0.907	74.91	14:34:05.784
6 -	57.801	0.664	75.23	14:35:03.585
7 -	57.929	0.792	75.06	14:36:01.514
8 -	57.550	0.413	75.56	14:36:59.064
9 -	57.648	0.511	75.43	14:37:56.712
10 -	57.639	0.502	75.44	14:38:54.351
11 -	57.461	0.324	75.67	14:39:51.812
12 -	57.467	0.330	75.67	14:40:49.279
13 -	57.555	0.418	75.55	14:41:46.834
14 -	57.493	0.356	75.63	14:42:44.327
15 -	57.608	0.471	75.48	14:43:41.935
16 -	57.634	0.497	75.45	14:44:39.569
17 -	57.695	0.558	75.37	14:45:37.264
18 -	57.700	0.563	75.36	14:46:34.964
19 -	57.281 (2)	0.144	75.91	14:47:32.245
20 -	57.863	0.726	75.15	14:48:30.108
21 -	57.619	0.482	75.47	14:49:27.727
22 -	57.926	0.789	75.07	14:50:25.653

P12 96 Christopher RICHARDSON				
LAP	LAP TIME	DIFF	MPH	TIME OF DAY
1 -	1:08.096	11.188	63.85	14:30:17.198
2 -	58.057	1.149	74.90	14:31:15.255
3 -	57.346	0.438	75.83	14:32:12.601
4 -	56.908 (1)		76.41	14:33:09.509
5 -	57.994	1.086	74.98	14:34:07.503
6 -	57.575	0.667	75.52	14:35:05.078
7 -	57.292 (3)	0.384	75.90	14:36:02.370
8 -	57.446	0.538	75.69	14:36:59.816
9 -	57.558	0.650	75.55	14:37:57.374
10 -	57.638	0.730	75.44	14:38:55.012
11 -	57.832	0.924	75.19	14:39:52.844
12 -	57.299	0.391	75.89	14:40:50.143
13 -	57.553	0.645	75.55	14:41:47.696
14 -	1:09.226	12.318	62.81	14:42:56.922
15 -	58.485	1.577	74.35	14:43:55.407
16 -	58.092	1.184	74.85	14:44:53.499
17 -	57.414	0.506	75.74	14:45:50.913
18 -	57.302	0.394	75.88	14:46:48.215
19 -	57.698	0.790	75.36	14:47:45.913
20 -	57.573	0.665	75.53	14:48:43.486
21 -	57.140 (2)	0.232	76.10	14:49:40.626
22 -	58.465	1.557	74.37	14:50:39.091

P13 69 George GRANT (M)				
LAP	LAP TIME	DIFF	MPH	TIME OF DAY
1 -	1:07.922	10.566	64.02	14:30:17.024
2 -	58.726	1.370	74.04	14:31:15.750
3 -	57.870	0.514	75.14	14:32:13.620
4 -	57.382 (2)	0.026	75.78	14:33:11.002
5 -	58.402	1.046	74.45	14:34:09.404
6 -	57.356 (1)		75.81	14:35:06.760
7 -	57.638 (3)	0.282	75.44	14:36:04.398
8 -	58.083	0.727	74.86	14:37:02.481
9 -	57.727	0.371	75.33	14:38:00.208
10 -	58.497	1.141	74.33	14:38:58.705

DIFF = Difference To Personal Best Lap

11 -	58.046	0.690	74.91	14:39:56.751
12 -	58.130	0.774	74.80	14:40:54.881
13 -	58.080	0.724	74.87	14:41:52.961
14 -	58.524	1.168	74.30	14:42:51.485
15 -	58.295	0.939	74.59	14:43:49.780
16 -	58.290	0.934	74.60	14:44:48.070
17 -	58.542	1.186	74.28	14:45:46.612
18 -	58.399	1.043	74.46	14:46:45.011
19 -	58.344	0.988	74.53	14:47:43.355
20 -	58.304	0.948	74.58	14:48:41.659
21 -	58.328	0.972	74.55	14:49:39.987
22 -	59.412	2.056	73.19	14:50:39.399

P14 29 Patrick FLETCHER				
LAP	LAP TIME	DIFF	MPH	TIME OF DAY
1 -	1:22.391	25.823	52.77	14:30:31.493
2 -	58.973	2.405	73.73	14:31:30.466
3 -	57.066	0.498	76.20	14:32:27.532
4 -	56.568 (1)		76.87	14:33:24.100
5 -	56.738	0.170	76.64	14:34:20.838
6 -	57.375	0.807	75.79	14:35:18.213
7 -	56.705	0.137	76.68	14:36:14.918
8 -	56.701	0.133	76.69	14:37:11.619
9 -	2:07.956 P	1:11.388	33.98	14:39:19.575
10 -	59.231	2.663	73.41	14:40:18.806
11 -	56.981	0.413	76.31	14:41:15.787
12 -	56.789	0.221	76.57	14:42:12.576
13 -	56.588	0.020	76.84	14:43:09.164
14 -	56.711	0.143	76.68	14:44:05.875
15 -	56.912	0.344	76.40	14:45:02.787
16 -	56.936	0.368	76.37	14:45:59.723
17 -	56.762	0.194	76.61	14:46:56.485
18 -	56.609	0.041	76.81	14:47:53.094
19 -	56.580 (3)	0.012	76.85	14:48:49.674
20 -	56.576 (2)	0.008	76.86	14:49:46.250
21 -	56.787	0.219	76.57	14:50:43.037

P15 16 Simon BALDWIN (M)				
LAP	LAP TIME	DIFF	MPH	TIME OF DAY
1 -	1:06.845	10.017	65.05	14:30:15.947
2 -	57.162 (3)	0.334	76.07	14:31:13.109
3 -	56.870 (2)	0.042	76.46	14:32:09.979
4 -	56.828 (1)		76.52	14:33:06.807

Weather / Track : Cloudy / Dry

Brands Hatch Indy
Circuit Length = 1.2079 miles
Start: 14:29 Flag 14:49 End: 14:50

BRSCC Mazda MX-5 SuperCup

RACE 14 - STATISTICS

Competitors Started 15
Planned Start 2019-07-28 @ 14:30:00.000
Actual Start 2019-07-28 @ 14:29:09.101
Finish Time 2019-07-28 @ 14:49:49.331
Track Length 1.2079mi.
Total Laps 311
Total Distance Covered 375.6710mi.

Session Fastest Lap History

NO	NAME	LAP TIME	TIME OF DAY	LAP	VEHICLE
43	Jack HARDING	1:03.571	14:30:12.689	1	Mazda MX-5 Mk3
43	Jack HARDING	56.141	14:31:08.829	2	Mazda MX-5 Mk3
43	Jack HARDING	56.098	14:32:04.928	3	Mazda MX-5 Mk3
43	Jack HARDING	55.935	14:33:00.863	4	Mazda MX-5 Mk3
43	Jack HARDING	55.889	14:34:52.696	6	Mazda MX-5 Mk3

Session Leader History

NO	NAME	FROM LAP	LAPS LED	DISTANCE	VEHICLE
43	Jack HARDING	1	22	26.57 miles	Mazda MX-5 Mk3

Flag History

TYPE	TIME OF DAY
GREEN	14:29:09.101
FINISH	14:49:49.331

Flag Statistics

TYPE	COUNT	TOTAL LAPS	TOTAL TIME
Green	1	22	21:44.612
Red	0	0	0.000
Safety Car	0	0	0.000
FCY	0	0	0.000

Weather / Track : Cloudy / Dry

These results are provisional until the conclusion of any judicial and technical matters.

Brands Hatch Indy

Circuit Length = 1.2079 miles

Start: 14:29 Flag 14:49 End: 14:50

Clerk Of Course :

Timekeeper :